



PITTSBURGH STEELERS **2011** MEDIA GUIDE

# Steelers

**TWO GREAT  
WAYS TO HELP  
YOU SAVE!**



**EARN  
FREE  
FUEL**  
at GetGo<sup>®</sup>



Save up to  
**20%**  
at **GIANT  
EAGLE<sup>®</sup>**

Restrictions apply. Visit [GiantEagle.com](http://GiantEagle.com) for details.



More publications available at:

[www.retroseasons.com/library/](http://www.retroseasons.com/library/)

# 2011 CONTENTS

## Steelers



### MEDIA INFORMATION

- 2 2011 Steelers Schedule
- 3 2010 NFL Final Standings
- 4 2011 NFL Week-by-Week Schedule
- 6 Steelers Staff Directory
- 7 Important Dates
- 8 Steelers Ownership Group
- 9 Training Camp History
- 10 Heinz Field Fun Facts
- 11 Heinz Field Diagram
- 12 Steelers Media Guidelines
- 16 Steelers Community Relations Programs
- 21 Steelers Youth Football Programs

### FOOTBALL STAFF

- 23 Mike Tomlin Bio
- 26 Coaches/Scouts/Staff bios

### 2011 PLAYERS

- 51 Veteran Bios
- 335 2011 Draft Picks
- 342 Rookie Free Agents
- 352 Alphabetical Roster

### 2010 SEASON IN REVIEW

- 353 Final Regular Season Statistics
- 356 Attendance Figures
- 358 Regular Season Game Summaries
- 376 Super Bowl Summary
- 377 Starting Lineups
- 378 Season Highs

### STEELERS HISTORY

- 379 History of the Steelers/Timeline
- 388 Steelers Super Bowl Recaps
- 396 Steelers in the Hall of Fame
- 400 Steelers All-Time Uniforms
- 402 Steelers Postseason Experience
- 403 Steelers in the Postseason
- 404 Steelers/Opponent Longest Plays
- 406 Coldest/Warmest Games—Records at Heinz Field
- 407 Records/Attendance at Three Rivers Stadium
- 408 Monday/Thursday/Saturday/Sunday Night Results
- 409 Steelers Misc. Records
- 410 Steelers in Overtime
- 411 Biggest Wins/ Losses
- 412 The Last Time
- 414 The Last Time (Postseason)
- 416 Division Playoff Races
- 419 Steelers Quarterback Records
- 420 Steelers Attendance Records
- 422 78 Years with the Steelers
- 430 Preseason Results
- 432 Steelers vs. Opponents
- 442 Steelers in the Pro Bowl
- 444 Steelers Honors and Awards
- 448 All-Time Roster
- 456 All-Time Jersey Numbers
- 462 All-Time Draft Picks

### STEELERS RECORDS

- 473 All-Time Individual Leaders
- 486 Team Records
- 489 Year-by-Year First Downs
- 490 Year-by-Year Offensive/Defensive Statistics
- 491 Misc. Offensive/Defensive Statistics
- 492 Year-by-Year Leaders
- 499 100/300-Yard Performances
- 511 All-Time Cumulative Statistics

Photo Credits: All photos Mike Fabus/Pittsburgh Steelers except the following:  
 AP/Spinelli: Polamalu page 1, Ward page 363, Gay page 375, Foote page 458, Randle E1 page 460, Mendenhall page 51.  
 AP Photo: Bradshaw page 1, Johnson page 392, Russell page 457, Dawson page 448, Greene page 473, Grossman page 461, Malone page 452, Thomas page 454 AP/Srakocic: Sepulveda page 9 AP/Richard: Ward rings 51 Getty Images: Three Rivers Stadium page 382 Getty Images/Cunningham: Bradshaw page 383 AP/Bredon: Polamalu page 359 AP/Puskas: Dixon page 358, Roethlisberger page 367, Polamalu page 387, Mendenhall page 409 AP/Wrights Miller page 362 AP/Neupel: Randle E1 page 368 AP/Semansky: Taylor page 364 AP/Humphrey: Wallace page 376 AP/Cablick: Noll page 379 AP/Stringer: Steed page 385 Getty Images/Stewart: Cowher page 385, Bettis page 386 AP/Trett: Roethlisberger page 395 AP/Bazemore: Harrison page 387 AP/Krupa: Randle E1 page 387 AP/Kaster: Randle E1 page 406 Getty Images/Hew: Bettis page 393 AP/Sancy: Harrison page 402 Allsport/de Frisco: Noll page 395 Powell/Allsport: O'Donnell page 385 Getty Images/Maxwell: Hampton page 445 Getty Images/Spinelli: Harrison page 446 AP/Gash: Woodley page 443 AP/Richard: McFadden page 456 AP/Duncan: Lake page 458 Stewart/Allsport: Evans page 459 AP/Shuka: Searcy page 453
















## STEELERS 2011 SCHEDULE

### Preseason

- GAME 1**  Friday, Aug. 12, 7:30 p.m. (KDKA)  
**at Washington Redskins**
- GAME 2**  Thursday, Aug. 18, 8 p.m. (FOX)  
**Philadelphia Eagles**
- GAME 3**  Saturday, Aug. 27, 7:30 p.m. (KDKA)  
**Atlanta Falcons**
- GAME 4**  Thursday, Sept. 1, 8 p.m. (KDKA)  
**at Carolina Panthers**



### Regular Season

- WEEK 1**  Sunday, Sept. 11, 1 p.m. (CBS)  
**at Baltimore Ravens**
- WEEK 2**  Sunday, Sept. 18, 1 p.m. (FOX)  
**Seattle Seahawks**
- WEEK 3**  Sunday, Sept. 25, 8:20 p.m. (NBC)  
**at Indianapolis Colts**
- WEEK 4**  Sunday, Oct. 2, 1 p.m. (CBS)  
**at Houston Texans**
- WEEK 5** Sunday, Oct. 9, 1 p.m. (CBS)  
**Tennessee Titans**
- WEEK 6**  Sunday, Oct. 16, 1 p.m. (CBS)  
**Jacksonville Jaguars**
- WEEK 7**  Sunday, Oct. 23, 4:05 p.m. (CBS)  
**at Arizona Cardinals**
- WEEK 8**  Sunday, Oct. 30, 4:15 p.m. (CBS)  
**New England Patriots**
- WEEK 9**  Sunday, Nov. 6, 8:20 p.m. (NBC)  
**Baltimore Ravens**
- WEEK 10**  Sunday, Nov. 13, 1 p.m. (CBS)  
**at Cincinnati Bengals**
- WEEK 11** Sunday, Nov. 20  
**BYE**
- WEEK 12**  Sunday, Nov. 27, 8:20 p.m. (NBC)  
**at Kansas City Chiefs\***
- WEEK 13**  Sunday, Dec. 4, 1 p.m. (CBS)  
**Cincinnati Bengals\***
- WEEK 14**  Thursday, Dec. 8, 8:20 p.m. (NFL NET)  
**Cleveland Browns\***
- WEEK 15**  Monday, Dec. 19, 8:30 p.m. (ESPN)  
**at San Francisco 49ers\***
- WEEK 16**  Saturday, Dec. 24, 1 p.m. (FOX)  
**St. Louis Rams\***
- WEEK 17**  Sunday, Jan. 1, 1 p.m. (CBS)  
**at Cleveland Browns\***

\* Game times are subject to change.



## 2010 FINAL STANDINGS

## American Football Conference

## East Division

	W	L	T	Pct.	Pts	DP
*-New England	14	2	0	.875	518	313
x-New York Jets	11	5	0	.688	367	304
Miami	7	9	0	.438	273	333
Buffalo	4	12	0	.250	283	425

## North Division

	W	L	T	Pct.	Pts	DP
y-Pittsburgh	12	4	0	.750	375	232
x-Baltimore	12	4	0	.750	357	270
Cleveland	5	11	0	.313	271	332
Cincinnati	4	12	0	.250	322	395

## South Division

	W	L	T	Pct.	Pts	DP
y-Indianapolis	10	6	0	.625	435	388
Jacksonville	8	8	0	.500	353	419
Houston	6	10	0	.375	390	427
Tennessee	6	10	0	.375	356	339

## West Division

	W	L	T	Pct.	Pts	DP
y-Kansas City	10	6	0	.625	366	326
San Diego	9	7	0	.563	441	322
Oakland	8	8	0	.500	410	371
Denver	4	12	0	.250	344	471

\*-Clinched home-field advantage y-Clinched division title x-Clinched playoff berth z-Clinched first round bye

## National Football Conference

## East Division

	W	L	T	Pct.	Pts	DP
y-Philadelphia	10	6	0	.625	439	377
New York Giants	10	6	0	.625	394	347
Dallas	6	10	0	.375	394	436
Washington	6	10	0	.375	302	377

## North Division

	W	L	T	Pct.	Pts	DP
y-Chicago	11	5	0	.688	334	286
x-Green Bay	10	6	0	.625	388	240
Detroit	6	10	0	.375	362	369
Minnesota	6	10	0	.375	281	348

## South Division

	W	L	T	Pct.	Pts	DP
*-Atlanta	13	3	0	.813	414	288
x-New Orleans	11	5	0	.688	384	307
Tampa Bay	10	6	0	.625	341	318
Carolina	2	14	0	.125	196	408

## West Division

	W	L	T	Pct.	Pts	DP
y-Seattle	7	9	0	.438	310	407
St. Louis	7	9	0	.438	289	328
San Francisco	6	10	0	.375	305	346
Arizona	5	11	0	.313	289	434



## Wild Card Weekend

Saturday, Jan. 8, 2011

**NFC** Seattle Seahawks 41, New Orleans Saints 36

**AFC** N.Y. Jets 17, Indianapolis 16

Sunday, Jan. 9, 2011

**NFC** Green Bay Packers 21, Philadelphia Eagles 16

**AFC** Baltimore Ravens 30, Kansas City Chiefs 7

## Divisional Playoffs

Saturday, Jan. 15, 2011

**NFC** Green Bay Packers 48, Atlanta Falcons 21

**AFC** Pittsburgh Steelers 31, Baltimore Ravens 24

Sunday, Jan. 16, 2011

**NFC** Chicago Bears 35, Seattle Seahawks 24

**AFC** N.Y. Jets 28, New England Patriots 21

## Conference Championships

Sunday, Jan. 23, 2011

**NFC** Green Bay Packers 21, Chicago Bears 14

**AFC** Pittsburgh Steelers 24, N.Y. Jets 19



## AFC-NFC Pro Bowl

Sunday, Jan. 30, 2011, at Aloha Stadium, Honolulu Hawaii

**NFC** 55, **AFC** 24



## Super Bowl XLV

Sunday, Feb. 6, 2011, at Cowboys Stadium, Arlington, Texas

**Green Bay Packers** 31, **Pittsburgh Steelers** 25

## 2011 NATIONAL FOOTBALL LEAGUE SCHEDULE

### Week 1

#### Thursday, September 8

1. New Orleans at Green Bay 8:30

#### Sunday, September 11

- 2. Pittsburgh at Baltimore 1:00
- 3. Atlanta at Chicago 1:00
- 4. Cincinnati at Cleveland 1:00
- 5. Indianapolis at Houston 1:00
- 6. Tennessee at Jacksonville 1:00
- 7. Buffalo at Kansas City 1:00
- 8. Philadelphia at St. Louis 1:00
- 9. Detroit at Tampa Bay 1:00
- 10. Carolina at Arizona 4:15
- 11. Minnesota at San Diego 4:15
- 12. Seattle at San Francisco 4:15
- 13. N.Y. Giants at Washington 4:15
- 14. Dallas at N.Y. Jets 8:20

#### Monday, September 12

- 15. New England at Miami 7:00
- 16. Oakland at Denver 10:15

### Week 2

#### Sunday, September 18

- 17. Oakland at Buffalo 1:00
- 18. Green Bay at Carolina 1:00
- 19. Kansas City at Detroit 1:00
- 20. Cleveland at Indianapolis 1:00
- 21. Tampa Bay at Minnesota 1:00
- 22. Chicago at New Orleans 1:00
- 23. Jacksonville at N.Y. Jets 1:00
- 24. Seattle at Pittsburgh 1:00
- 25. Baltimore at Tennessee 1:00
- 26. Arizona at Washington 1:00
- 27. Dallas at San Francisco 4:05
- 28. Cincinnati at Denver 4:15
- 29. Houston at Miami 4:15
- 30. San Diego at New England 4:15
- 31. Philadelphia at Atlanta 8:20

#### Monday, September 19

- 32. St. Louis at N.Y. Giants 8:30

### Week 3

#### Sunday, September 25

- 33. New England at Buffalo 1:00
- 34. Jacksonville at Carolina 1:00
- 35. San Francisco at Cincinnati 1:00
- 36. Miami at Cleveland 1:00
- 37. Detroit at Minnesota 1:00
- 38. Houston at New Orleans 1:00
- 39. N.Y. Giants at Philadelphia 1:00
- 40. Denver at Tennessee 1:00
- 41. N.Y. Jets at Oakland 4:05
- 42. Baltimore at St. Louis 4:05
- 43. Kansas City at San Diego 4:05
- 44. Green Bay at Chicago 4:15
- 45. Arizona at Seattle 4:15
- 46. Atlanta at Tampa Bay 4:15
- 47. Pittsburgh at Indianapolis 8:20

#### Monday, September 26

- 48. Washington at Dallas 8:30

### Week 4

#### Sunday, October 2

- 49. Carolina at Chicago 1:00
- 50. Buffalo at Cincinnati 1:00
- 51. Tennessee at Cleveland 1:00
- 52. Detroit at Dallas 1:00
- 53. Pittsburgh at Houston 1:00
- 54. New Orleans at Jacksonville 1:00
- 55. Minnesota at Kansas City 1:00
- 56. San Francisco at Philadelphia 1:00
- 57. Washington at St. Louis 1:00
- 58. N.Y. Giants at Arizona 4:05
- 59. Atlanta at Seattle 4:05
- 60. Denver at Green Bay 4:15
- 61. New England at Oakland 4:15
- 62. Miami at San Diego 4:15
- 63. N.Y. Jets at Baltimore 8:20

#### Monday, October 3

- 64. Indianapolis at Tampa Bay 8:30

### Week 5

#### Sunday, October 9

(Byes: Baltimore, Cleveland, Dallas, Miami, St. Louis, Washington)

- 65. Philadelphia at Buffalo 1:00
- 66. New Orleans at Carolina 1:00
- 67. Oakland at Houston 1:00
- 68. Kansas City at Indianapolis 1:00
- 69. Cincinnati at Jacksonville 1:00
- 70. Arizona at Minnesota 1:00
- 71. Seattle at N.Y. Giants 1:00
- 72. Tennessee at Pittsburgh 1:00
- 73. Tampa Bay at San Francisco 4:05
- 74. San Diego at Denver 4:15
- 75. N.Y. Jets at New England 4:15
- 76. Green Bay at Atlanta 8:20

#### Monday, October 10

- 77. Chicago at Detroit 8:30

### Week 6

#### Sunday, October 16

(Byes: Arizona, Denver, Kansas City, San Diego, Seattle, Tennessee)

- 78. Carolina at Atlanta 1:00
- 79. Indianapolis at Cincinnati 1:00
- 80. San Francisco at Detroit 1:00
- 81. St. Louis at Green Bay 1:00
- 82. Buffalo at N.Y. Giants 1:00
- 83. Jacksonville at Pittsburgh 1:00
- 84. Philadelphia at Washington 1:00
- 85. Houston at Baltimore 4:05
- 86. Cleveland at Oakland 4:05
- 87. Dallas at New England 4:15
- 88. New Orleans at Tampa Bay 4:15
- 89. Minnesota at Chicago 8:20

#### Monday, October 17

- 90. Miami at N.Y. Jets 8:30

### Week 7

#### Sunday, October 23

(Byes: Buffalo, Cincinnati, New England, N.Y. Giants, Philadelphia, San Francisco)

- 91. Washington at Carolina 1:00
- 92. Seattle at Cleveland 1:00
- 93. Atlanta at Detroit 1:00
- 94. Denver at Miami 1:00
- 95. San Diego at N.Y. Jets 1:00
- 96. Chicago at Tampa Bay (London) 1:00
- 97. Houston at Tennessee 1:00
- 98. Pittsburgh at Arizona 4:05
- 99. Kansas City at Oakland 4:05
- 100. St. Louis at Dallas 4:15
- 101. Green Bay at Minnesota 4:15
- 102. Indianapolis at New Orleans 8:20

#### Monday, October 24

- 103. Baltimore at Jacksonville 8:30

### Week 8

#### Sunday, October 30

(Byes: Atlanta, Chicago, Green Bay, N.Y. Jets, Oakland, Tampa Bay)

- 104. Arizona at Baltimore 1:00
- 105. Minnesota at Carolina 1:00
- 106. Jacksonville at Houston 1:00
- 107. Miami at N.Y. Giants 1:00
- 108. New Orleans at St. Louis 1:00
- 109. Indianapolis at Tennessee 1:00
- 110. Washington at Buffalo (Toronto) 4:05
- 111. Detroit at Denver 4:05
- 112. New England at Pittsburgh 4:15
- 113. Cleveland at San Francisco 4:15
- 114. Cincinnati at Seattle 4:15
- 115. Dallas at Philadelphia 8:20

#### Monday, October 31

- 116. San Diego at Kansas City 8:30

### Week 9

#### Sunday, November 6

(Byes: Carolina, Detroit, Jacksonville, Minnesota)

- 117. N.Y. Jets at Buffalo 1:00
- 118. Seattle at Dallas 1:00
- 119. Cleveland at Houston 1:00
- 120. Atlanta at Indianapolis 1:00
- 121. Miami at Kansas City 1:00
- 122. Tampa Bay at New Orleans 1:00
- 123. San Francisco at Washington 1:00
- 124. Denver at Oakland 4:05
- 125. Cincinnati at Tennessee 4:05
- 126. St. Louis at Arizona 4:15
- 127. N.Y. Giants at New England 4:15
- 128. Green Bay at San Diego 4:15
- 129. Baltimore at Pittsburgh 8:20

#### Monday, November 7

- 130. Chicago at Philadelphia 8:30

MEDIA INFORMATION

FOOTBALL STAFF

2011 PLAYERS

2010 IN REVIEW

STEELERS HISTORY

RECORDS



## 2011 NATIONAL FOOTBALL LEAGUE SCHEDULE

## Week 10

## Thursday, November 10

131. Oakland at San Diego 8:20

## Sunday, November 13

132. New Orleans at Atlanta 1:00

133. Tennessee at Carolina 1:00

134. Detroit at Chicago 1:00

135. Pittsburgh at Cincinnati 1:00

136. St. Louis at Cleveland 1:00

137. Buffalo at Dallas 1:00

138. Jacksonville at Indianapolis 1:00

139. Denver at Kansas City 1:00

140. Washington at Miami 1:00

141. Arizona at Philadelphia 1:00

142. Houston at Tampa Bay 1:00

143. Baltimore at Seattle 4:05

144. N.Y. Giants at San Francisco 4:15

145. New England at N.Y. Jets \* 8:20

## Monday, November 14

146. Minnesota at Green Bay 8:30

## Week 11

## Thursday, November 17

*[Byes: Houston, Indianapolis, New Orleans, Pittsburgh]*

147. N.Y. Jets at Denver 8:20

## Sunday, November 20

148. Tennessee at Atlanta 1:00

149. Cincinnati at Baltimore 1:00

150. Jacksonville at Cleveland 1:00

151. Carolina at Detroit 1:00

152. Tampa Bay at Green Bay 1:00

153. Buffalo at Miami 1:00

154. Oakland at Minnesota 1:00

155. Dallas at Washington 1:00

156. Seattle at St. Louis 4:05

157. Arizona at San Francisco 4:05

158. San Diego at Chicago 4:15

159. Philadelphia at N.Y. Giants \* 8:20

## Monday, November 21

160. Kansas City at New England 8:30

## Week 12

## Thursday, November 24

161. Green Bay at Detroit 12:30

162. Miami at Dallas 4:15

163. San Francisco at Baltimore 8:20

## Sunday, November 27

164. Minnesota at Atlanta 1:00

165. Cleveland at Cincinnati 1:00

166. Carolina at Indianapolis 1:00

167. Houston at Jacksonville 1:00

168. Buffalo at N.Y. Jets 1:00

169. Arizona at St. Louis 1:00

170. Tampa Bay at Tennessee 1:00

171. Chicago at Oakland 4:05

172. Washington at Seattle 4:05

173. New England at Philadelphia 4:15

174. Denver at San Diego 4:15

175. Pittsburgh at Kansas City \* 8:20

## Monday, November 28

176. N.Y. Giants at New Orleans 8:30

## Week 13

## Thursday, December 1

177. Philadelphia at Seattle 8:20

## Sunday, December 4

178. Tennessee at Buffalo 1:00

179. Kansas City at Chicago 1:00

180. Baltimore at Cleveland 1:00

181. Atlanta at Houston 1:00

182. Oakland at Miami 1:00

183. Detroit at New Orleans 1:00

184. Cincinnati at Pittsburgh 1:00

185. Carolina at Tampa Bay 1:00

186. N.Y. Jets at Washington 1:00

187. Denver at Minnesota 4:05

188. Dallas at Arizona 4:15

189. Green Bay at N.Y. Giants 4:15

190. St. Louis at San Francisco 4:15

191. Indianapolis at New England \* 8:20

## Monday, December 5

192. San Diego at Jacksonville 8:30

## Week 14

## Thursday, December 8

193. Cleveland at Pittsburgh 8:20

## Sunday, December 11

194. Indianapolis at Baltimore 1:00

195. Atlanta at Carolina 1:00

196. Houston at Cincinnati 1:00

197. Minnesota at Detroit 1:00

198. Oakland at Green Bay 1:00

199. Tampa Bay at Jacksonville 1:00

200. Philadelphia at Miami 1:00

201. Kansas City at N.Y. Jets 1:00

202. New Orleans at Tennessee 1:00

203. New England at Washington 1:00

204. San Francisco at Arizona 4:05

205. Chicago at Denver 4:05

206. Buffalo at San Diego 4:15

207. N.Y. Giants at Dallas \* 8:20

## Monday, December 12

208. St. Louis at Seattle 8:30

## Week 15

## Thursday, December 15

209. Jacksonville at Atlanta 8:20

## Saturday, December 17

210. Dallas at Tampa Bay 8:20

## Sunday, December 18

211. Miami at Buffalo 1:00

212. Seattle at Chicago 1:00

213. Carolina at Houston 1:00

214. Tennessee at Indianapolis 1:00

215. Green Bay at Kansas City 1:00

216. New Orleans at Minnesota 1:00

217. Washington at N.Y. Giants 1:00

218. Cincinnati at St. Louis 1:00

219. Detroit at Oakland 4:05

220. Cleveland at Arizona 4:15

221. New England at Denver 4:15

222. N.Y. Jets at Philadelphia 4:15

223. Baltimore at San Diego \* 8:20

## Monday, December 19

224. Pittsburgh at San Francisco 8:30

## Week 16

## Thursday, December 22

225. Houston at Indianapolis 8:20

## Saturday, December 24

226. Cleveland at Baltimore 1:00

227. Denver at Buffalo 1:00

228. Tampa Bay at Carolina 1:00

229. Arizona at Cincinnati 1:00

230. Oakland at Kansas City 1:00

231. Miami at New England 1:00

232. N.Y. Giants at N.Y. Jets 1:00

233. St. Louis at Pittsburgh 1:00

234. Jacksonville at Tennessee 1:00

235. Minnesota at Washington 1:00

236. San Diego at Detroit 4:05

237. Philadelphia at Dallas 4:15

238. San Francisco at Seattle 4:15

## Sunday, December 25

239. Chicago at Green Bay 8:20

## Monday, December 26

240. Atlanta at New Orleans 8:30

## Week 17

## Sunday, January 1

241. Tampa Bay at Atlanta 1:00

242. Baltimore at Cincinnati 1:00

243. Pittsburgh at Cleveland 1:00

244. Detroit at Green Bay 1:00

245. Tennessee at Houston 1:00

246. Indianapolis at Jacksonville 1:00

247. N.Y. Jets at Miami 1:00

248. Chicago at Minnesota 1:00

249. Buffalo at New England 1:00

250. Carolina at New Orleans 1:00

251. Dallas at N.Y. Giants 1:00

252. Washington at Philadelphia 1:00

253. San Francisco at St. Louis 1:00

254. Seattle at Arizona 4:15

255. Kansas City at Denver 4:15

256. San Diego at Oakland 4:15

## Postseason

## Saturday, January 7

AFC and NFC Wild Card Playoffs (NBC)

## Sunday, January 8

AFC and NFC Wild Card Playoffs

(CBS and FOX)

## Saturday, January 14

AFC and NFC Divisional Playoffs

(CBS and FOX)

## Sunday, January 15

AFC and NFC Divisional Playoffs

(CBS and FOX)

## Sunday, January 22

AFC and NFC Championship Games

(CBS and FOX)

## Sunday, January 29

AFC-NFC Pro Bowl in Hawaii (NBC)

## Sunday, February 5

Super Bowl XLVI in Indianapolis (NBC)

## STEELERS STAFF DIRECTORY



### Administrative/Football Offices

#### UPMC Sports Performance Complex

3400 South Water Street  
Pittsburgh, PA 15203

Phone: 412-432-7800

### Administration

**Daniel M. Rooney**,  
Chairman Emeritus  
**Arthur J. Rooney II**, President  
**Arthur J. Rooney Jr.**, Vice President  
**Charles H. Noll**,  
Administration Advisor  
**Diane Lowe**, Administrative Assistant

### Business Office

**Mark Hart**, Director of Planning and Development  
**Bob Tyler**, Director of Finance  
**Omar Khan**, Director of Business and Administration  
**Dan Ferens**, Business Administration  
**Geraldine Glenn**, Human Relations/Office Coordinator  
**Jodie Spagnolli**, Assistant Controller  
**Kelly Serafin**, Payroll/Benefits Administrator  
**Rebecca Mihalcik**,  
Administrative Assistant  
**Colleen Kimmel**,  
Administrative Assistant

### Media Relations

**Burt Lauten**, Communications Coordinator  
**Nathan LoCascio**, Public Relations/Media Manager  
**Emily Scerba**, Administrative Assistant  
**Ryan Scarpino**, Intern

### Community Relations

**Michele Rosenthal**, Community Relations Manager  
**Stacie Lawrence**,  
Administrative Assistant

### Information Technology

**Scott Phelps**, Technology Coordinator  
**Jon Pugliano**, IT/Network Support Technician

### Steelers.com/Steelers

**Bob Labriola**, Editor  
**Teresa Varley**,  
Assistant Editor /Website

### Photography

**Mike Fabus**, Team Photographer

### Coaching Staff

**Mike Tomlin**, Head Coach  
**John Mitchell**, Assistant Head Coach/  
Defensive Line  
**Bruce Arians**, Offensive Coordinator  
**Dick LeBeau**, Defensive Coordinator  
**Al Everest**, Special Teams Coordinator  
**Keith Butler**, Linebackers Coach  
**James Daniel**, Tight Ends Coach  
**Randy Fichtner**, Quarterbacks Coach  
**Carnell Lake**, Defensive Backs Coach  
**Amos Jones**, Assistant Special Teams Coach  
**Sean Kugler**, Offensive Line Coach  
**Scottie Montgomery**,  
Wide Receivers Coach  
**Kirby Wilson**, Running Backs Coach  
**Harold Goodwin**, Offensive Assistant  
**Jerry Olsavsky**, Defensive Assistant  
**Garrett Giemont**, Strength and Conditioning Coach  
**Marcel Pastoor**,  
Conditioning Assistant  
**Ray Jackson**, Player Development  
**Chrissy Bulger**,  
Administrative Assistant  
**Mia Daudet**, Administrative Assistant

### Football Operations

**Kevin Colbert**, General Manager  
**Ron Hughes**, College Scouting Coordinator  
**Brandon Hunt**, Pro Personnel Coordinator  
**Joe Greene**, Special Assistant/Pro and College Personnel

**Phil Kreidler**, Pro/College Scout  
**Kelvin Fisher**, College Scout  
**Mark Gorscak**, College Scout  
**Bruce McNorton**, College Scout  
**Dan Rooney**, College Scout  
**Dave Petett**, College/Pro Scout  
**Mark Bruener**, BLESTO Scout  
**Bill Nunn**, College Personnel  
**Maureen Mannion**,  
Administrative Assistant

**Karen Meralde**,  
Administrative Assistant

### Football Equipment Staff

**Rodgers Freyvogel**,  
Equipment Manager  
**Patrick Noone**, Field Manager/  
Assistant Equipment Manager

### Video Staff

**Bob McCartney**, Video Coordinator  
**Andy Lizanich**, Video Assistant  
**Jason McMann**, Video Assistant

### Athletic Training Staff

**John Norwig**, Head Athletic Trainer  
**Ryan Grove**,  
Assistant Athletic Trainer  
**Sonia Gysland**, Assistant Athletic Trainer

### Medical Staff

**Dr. Mark Duca**, Physician, Internal Medicine  
**Dr. Tony Yates**, Physician, Internal Medicine  
**Dr. Joseph Maroon**, Physician, Neurosurgery  
**Dr. James Bradley**, Physician, Orthopedic Surgery

### Office Staff

**Tyrone Ryan**, Receptionist



## STEELERS STAFF DIRECTORY

**Marketing/Merchandise/  
Ticket Operations****Heinz Field**

100 Art Rooney Avenue  
Pittsburgh, PA 15212  
Main Switchboard: 412-697-7700  
Phone: 412-323-1200

**Marketing Staff**

**Tony Quatrini**, Director of Marketing  
**Rick Giugliano**, Marketing Coordinator  
**John Wodarek**, Entertainment/  
Marketing Manager  
**Kathy Wallace**, Corporate Sales/  
Marketing Manager  
**Mike Marchinsky**,  
Youth Football/Marketing Manager  
**Lynne Molyneaux**, Marketing/  
Community Relations Manager  
**John Simpson**, Events/Marketing  
Manager  
**Rick Fairbend**, Producer/  
Broadcasting Manager  
**Brian Tirpak**, Production Assistant  
**Breanne Mueller**, Client Services  
**Amy Regan**, Client Services  
**Constance M. Hoffman**,  
Administrative Assistant

**Merchandising Staff****Executive Offices**

Tim Carey  
Robb Gedrys  
Kristen Weiland  
Renae McNabb  
**Heinz Field**  
Sam Rogiero  
Janice O'Toole  
Sheryl Speer  
Danny Williamson  
**Grove City Outlets**  
Brian Rogiero  
Susan Kalafut  
Debbi Gabler  
**Monroeville Mall**  
Jim Moon  
Stephanie Smith  
Amanda Jendrzewski  
**Pittsburgh Mills**  
Courtney Duzyk  
Mary Dattola  
Michelle Redinger

**South Hills Village**

Mimi Zabela  
Sam DiMenno  
Corey Flannagan

**Petersen Events Center**

Scott Eafrazi  
Kevin Kropf

**Ticket Operations Staff**

**Ben Lentz**, Ticket Manager  
**Libby Patcher**,  
Season Ticket Assistant  
**Chris McMurtrie**, Ticket Office

**PSSI Stadium Corporation****Heinz Field**

900 Art Rooney Avenue  
Pittsburgh, PA 15212-5721  
Phone: 412-697-7150

**Stadium Operations Staff**

**Jim Sacco**, Director of  
Stadium Management  
**Rob Thompson**,  
Event Operations Coordinator  
**Greg Hoyer**,  
Event Operations Assistant  
**Brian Opacic**, Stadium Operations  
Coordinator  
**Todd Bishop**, Stadium Operations  
Assistant  
**Chris Ecton**, Sports Turf Manager  
**John Fox**, Playing Surface Staff  
**Andy Lipinski**, Playing Surface Staff  
**Aaron Ramella**, Playing Surface Staff  
**Jim Tabaka**, Shipping and  
Receiving/Operations  
**Heidi Edwards**, Project Coordinator  
**Jody Lutes**, Stadium Accounting  
Manager  
**Barbara Snyder**, Payroll/Benefits  
Administrator  
**Brea Conaboy**, Suite Manager  
**Cayce Little Pastoor**, Club Marketing/  
Guest Services Manager  
**Nikkie Feroce Dvorchak**, Club  
Marketing Manager

**Maria DeNunzio**, Guest Services  
Manager

**Dave Steiner**, Audio/Visual Technician  
**Geneva Jordan**, Receptionist

**Ken Fulton**, Director of Security

**Training Camp****Saint Vincent College**

Latrobe, PA 15650  
Phone: 724-539-8515

**Important Dates**

**July 29**  
Team Reports  
**Aug. 12**  
Preseason Game at Washington  
**Aug. 17**  
Team Breaks Camp  
**Aug. 18**  
Preseason Game vs. Philadelphia  
**Aug. 27**  
Preseason Game vs. Atlanta  
**Sept. 1**  
Preseason Game at Carolina  
**Sept. 3**  
Roster cutdown to 53 players  
**Sept. 4**  
Club may establish a practice  
squad of eight players.  
**Sept. 8-12**  
NFL Kickoff Weekend 2011  
**Sept. 11**  
Season Opener at Baltimore  
**Jan. 7-8**  
Wild Card Weekend  
**Jan. 14-15**  
Divisional Playoffs  
**Jan. 22**  
AFC/NFC Championships  
**Jan. 28**  
AFC/NFC Pro Bowl, Hawaii  
**Feb. 5**  
Super Bowl XLVI, Indianapolis

**PITTSBURGH OWNERSHIP GROUP**



**Dan Rooney**



**Art Rooney II**



**Rob Citrone**



**Paul Evanson**



**James Haslam III**



**Jack McGinley**



**Jim McGinley**



**Mike McGinley**



**Rita McGinley**



**Larry Paul**



**Stephen Paul**



**Bruce Rauner**



**Art Rooney, Jr.**



**Brian Rooney**



**John Rooney**



**Paul Sams**



**John Stallworth**



**Benjamin Statler**



**David Tepper**



**Thomas Tull**



**Peter Varischetti**



**Mike Wilkins**

## STEELERS TRAINING CAMP HISTORY

**The Steelers** have held their annual training camp at several locations throughout club history before settling on their current camp home at Saint Vincent College. The 2011 season marks the 46th consecutive year that the Steelers have held their preseason training camp in Latrobe, Pa. The Steelers' 46-year tenure at Saint Vincent College ranks second (tied with Minnesota) in the NFL for training camp longevity, trailing only the Green Bay Packers, who have held their preseason camp at St. Norbert College in DePere, Wisc., for 53 years. The final two weeks of the Steelers' 1966 training camp were held at St. Vincent College after beginning camp at the University of Rhode Island.

The Steelers first full camp at St. Vincent College took place in 1967.

*The following is a complete list of places where the Pittsburgh Steelers have held their training camps, along with the years they were there:*

Location	Years
Moore Field, Pittsburgh, Pa.	1933-37
St. Francis College	1938-40
Hershey, Pa.	1941-42, 1945-46
Philadelphia, Pa.	1943
Waukesha, Wisconsin	1944
Alliance College (Cambridge Springs, Pa.)	1947-51
St. Bonaventure College	1952-57
California State Teachers College	1958-60
Slippery Rock College	1961
West Liberty College (Wheeling, W.Va.)	1962-63
University of Rhode Island	1964-66
<b>St. Vincent College</b>	<b>1966-Present</b>



## HEINZ FIELD FUN FACTS



**Owner:** Sports and Exhibition Authority of Pittsburgh and Allegheny County

**Developer:** Pittsburgh

**Tenants:** Pittsburgh Steelers, University of Pittsburgh

**Architect:** HOK Sports

**Construction Manager:** Hunt Construction Group/Mascaro (A Joint Venture)

**Ground Breaking:** June 18, 1999

**Square Footage:** 1.49 million square feet

**Seating Capacity:** 65,500 seats (19-21 inch wide, all with cup holders)

**Club Seating:** 7,300 seats (20-21 inch wide)

**Suites:** 1,544 seats (129 suites totaling over 38,000 square feet)

**Club Lounges:** 3 — East & West Club approximately 45,000 square feet, North Club 20,000 square feet.

**Restrooms:** 24 women's, 24 men's and 8 family. Fixtures include 487 lavatories, 835 water closets and 204 urinals.

**Concessions:** 47 concession stands.

**Merchandise:** 15 novelty locations.

**Locker Rooms:** Steelers' locker room is 6,000 square feet, Panthers' locker room is 4,600 square feet and both visiting locker rooms are 2,600 square feet.

**Scoreboard:** 28 x 96 Daktronics Video Board. Two 16 x 9 or one 4 x 1 aspect ratio can be shown on the screen. The aspect ratio is two times wider than a widescreen TV.

**Television Sets:** 500 televisions linked to main scoreboard to automatically display special notifications about the game in progress.

**Playing Surface:** The turf is a blend of four varieties of Kentucky Bluegrass, covering just over two acres. The soil is a twelve inch, sand-based root zone, meeting USGA specifications for particle size. Under the root zone approximately 40 miles of ¾ inch piping heat the soil. Below the heating system there is a four inch layer of pea gravel that containing drain pipes that empty into a 22 inch collector pipe that surrounds the perimeter of the field.

**Sight Lines:** 60 feet from sideline to first row and 25 feet from end zone to first row.

**Escalators:** 5

**Elevators:** 7 Passenger and 2 Freight

**Pedestrian Ramps:** 4

**Coca-Cola Great Hall:** Located on the ground level of the East side of Heinz Field. The Coca-Cola Great Hall is home to Pittsburgh Steelers and University of Pittsburgh memorabilia, Hall of Fame artifacts, Benkovitz, Quaker Steak & Lube and Primanti Brothers.

**High School Murals:** Throughout Heinz Field there are 60 murals from area high schools that have won a WPIAL or City League Football Championship.

## Construction Details

**Cast in Place Concrete:** 48,000 cubic yards

**Amount of Structural Steel:** 12,000 tons

**Augercast Piles:** 10,442 lineal feet

**Paint:** 30,000 gallons (provided by PPG Industries)

**Glass:** 50,000 square feet (provided by PPG Industries)

**Numbers of Doors:** 1,100

**Miles of Railings:** 7

**Drainage, Irrigation and Heating Pipes Under the Field:** 1.85 miles

## HEINZ KETCHUP

**Bottles Facts:** The bottles are exact replicas—down to the embossed "57" on the bottle's neck—of the Heinz Ketchup 14 ounce glass bottle. Each bottle includes 8,000 pounds of fiberglass, 375 feet of neon tubing and 20,500 light-emitting diodes (LEDs). Each Heinz Ketchup Bottle measures 35 feet X 9 feet and each weighs 8,000 pounds, both totaling 16,000 pounds, the equivalent of 53—300 pound NFL linemen. If the Heinz Ketchup bottles were filled with Heinz Ketchup, they would contain 1,664,000 fluid ounces each. That is enough to give each person seated at Heinz Field at least one 14-ounce bottle of ketchup to take home. If both bottles were emptied, the entire football field would be covered in 3/4 of an inch of ketchup. Approximately 4,500 footballs could fit into each scoreboard ketchup bottle.

35 ft.

6 ft.





## PITTSBURGH STEELERS MEDIA GUIDELINES

### Media Relations Staff

**Burt Lauten**, Communications Coordinator  
**Nathan LoCascio**, Public Relations/Media Manager  
**Emily Scerba**, Public Relations Assistant  
**Ryan Scarpino**, Media Relations Intern

### Media Relations Contact Information

#### During the Week:

**Direct**—(412) 432-7820  
**Main**—(412) 432-7800  
**Fax**—(412) 432-7878

#### Game Day (Heinz Field):

**Press Box**—(412) 697-7198  
**Media Workroom**—(412) 697-7700, x-6530  
**Press Box Fax**—(412) 697-7125

#### Media-Only Site

The Steelers' Media Relations department offers a "Media-Only" section on the team's website, [www.steelers.com](http://www.steelers.com). This service enables registered media to view the media guide, necessary game releases, stats, rosters, injury reports, quotes and much more, including media policies and information about Heinz Field. To register for this service:

Go to [www.steelers.com](http://www.steelers.com) and click on News on the top navigation bar. Media-Only Access will be the last option on the drop down bar. Click on it and register. Once your registration is approved you will receive an automated email.

You can also go directly to <http://members.steelers.com/> to register. If you have any problems, please email Teresa Varley at [varleyt@steelers.nfl.com](mailto:varleyt@steelers.nfl.com).

The Steelers reserve the right to deny access at the team's discretion to the Media-Only portion of the club's website.

### Press Information

All Steelers press releases and weekly media packets are distributed via email and are posted on the team's Media-Only site, [www.steelers.com/mediarelations/](http://www.steelers.com/mediarelations/). Most general press releases are also posted on [www.steelers.com](http://www.steelers.com). Please see the above guidelines to register for the Steelers' Media-Only site.

Please contact Steelers Media Relations to be added to the team's email distribution list for all press releases and media advisories.

Media can access the latest league press information by visiting the NFL's media site at [www.nflmedia.com](http://www.nflmedia.com). The NFL's official website address is [www.nfl.com](http://www.nfl.com).

Additional NFL news and labor-related information can be found at [www.nflabor.com](http://www.nflabor.com).

### Driving Directions

#### Directions To Heinz Field From Airport:

- Merge onto I-376 E toward Pittsburgh/Turnpike East/I-79
- I-376 East becomes I-279 North
- Continue on I-279 and take exit 1B on the left toward North Shore
- Turn slight left onto Reedsdale Street.
- Left onto Allegheny Avenue, which becomes North Shore Drive
- Follow North Shore Drive, which circles Heinz Field.

#### Directions To Airport From Heinz Field:

- Head South on Art Rooney Avenue toward W General Robinson Street.
- Turn Left onto W General Robinson Street.
- Turn Left onto Tony Dorsett Drive
- Turn left onto Reedsdale Street and merge onto I-279 South toward I-376 East/Fort Pitt Bridge/Airport/Monroeville.
- Continue on I-279 South and it becomes I-376 West.
- Take PA-576-TPKE E exit, EXIT 6, toward US-22/Airport
- Take exit, US 22 West toward Airport.

#### Directions To Steelers Practice Facility From Airport:

- Take Route 60 South toward Pittsburgh, which turns into I-279 North.
- Follow I-279 North through Fort Pitt Tunnel. Get in right lane before entering tunnel.
- Exit tunnel and follow sign toward 376 East/Monroeville.
- Get in left lane and exit left at Grant Street exit (it will be your first exit).
- Go through light and make first right turn at next light onto First Avenue.
- Make second left turn onto "B" Street.
- Make first right turn onto Second Avenue.
- Follow Second Avenue past Tenth Street Bridge, and all the way to the Hot Metal Bridge (29th Street).
- Turn right onto Hot Metal Street/29th Street and cross the Hot Metal Bridge.
- At the end of the bridge make an immediate left at the first light onto South Water Street.
- The Steelers offices are located in the fourth building on the right.

#### Directions To Airport From Steelers Practice Facility:

- Turn left out of parking lot and go to first light.
- Turn right at light and cross Hot Metal Bridge.
- Turn left at light onto Second Avenue.
- Follow Second Avenue past 10th Street Bridge (on left) and Armstrong Tunnels (on right).
- Continue past next light and make a left on "B" Street.
- Make first right onto First Avenue and continue two blocks to light.
- Turn left onto Grant Street and stay in left lane.
- Follow signs toward I-279 South/Fort Pitt Tunnel/Airport.
- Go through Fort Pitt Tunnel and continue on I-279 South and it will turn into US 22 West/US 30 West.
- Take US 22 West toward Airport.

#### Directions To Steelers Training Camp From Pittsburgh (West)

- Follow I-376 East approximately 12-13 miles to the Pennsylvania Turnpike/I-76.
- Follow the Turnpike/I-76 East for approximately 11 miles.
- Take first exit (Exit #7 - Irwin) and follow signs for Route 30 East.
- Continue on Route 30 East for approximately 18 miles.
- As you come down a long hill just before getting to Latrobe, you will see a sign on the right for St. Vincent College at a traffic light.
- Turn left onto the St. Vincent campus.



## PITTSBURGH STEELERS MEDIA GUIDELINES

- Follow the road to the right and loop left to the guard gate.
- If you arrive at Arnold Palmer Airport (on right), you've gone too far on Route 30.

### Directions To Steelers Training Camp from West

- Follow Pennsylvania Turnpike/I-76 West to New Stanton.
- Follow Route 119 North to Route 30 East.
- Follow Route 30 East to Latrobe.
- As you come down a long hill just before getting to Latrobe, you will see a sign on the right for St. Vincent College at a traffic light.
- Turn left onto the St. Vincent campus.
- Turn left just prior to the practice fields.
- If you arrive at Arnold Palmer Airport (on right), you've gone too far.

### Credentials

**Home Games:** Credential requests for Steelers home games must be submitted in writing to Emily Scerba at [credentials@steelers.nfl.com](mailto:credentials@steelers.nfl.com).

Due to recommended security procedures, user names must be provided for every credential that is requested. Please specify which credential users need field access throughout the entire game and those who need pre-game field access only.

All parties should be aware that the names submitted for the credentials must be the names that show up to the stadium with valid government-issued photo identification. Once the credentialed members of the media arrive at Heinz Field, their credential number will be on a security list and matched with a name.

Credentials cannot be transferred or altered on game days or days leading up to the game to reflect a credential user other than the person the credential was issued to by the Steelers organization.

Media who are assigned to cover every Steelers' home game may apply for season credentials. Season-long credentials will be distributed prior to the team's first pre-season game.

Media who receive credentials on a game-by-game basis must pick up their credentials at Media Will Call located at Heinz Field next to the Steelers administrative offices entrance on Allegheny Avenue, across from the Carnegie Science Center. Government-issued photo identification is required to pick up credentials at Will Call.

Due to recommended security procedures, the Steelers do not mail out credentials.

**Road Games:** Pittsburgh media traveling to Steelers' road games must submit their credential & room requests to the attention of Emily Scerba at [credentials@steelers.nfl.com](mailto:credentials@steelers.nfl.com) no later than seven days prior to the road game.

### Game Day

#### Parking

Parking at and around Heinz Field is limited and not all credentialed media will receive a parking pass. Following are additional game day parking recommendations for media who do not receive parking passes:

Utilize parking areas Downtown, in Station Square, Rivers Casino garage or one of the Port Authority's Park and Ride Lots.

Downtown parking is available at eight (8) Pittsburgh Authority Garages, the Mon Wharf and the Convention Center. Recommended private garages include the Brunner Advertising Building, the PPG Building, Fifth Avenue Place and US Steel Building.

From Downtown parking lots, media can access Heinz Field via sidewalks on the Roberto Clemente Bridge and the Ft. Duquesne Bridge.

Reserved, pre-sold parking lots around the stadium open five hours before kickoff.

Satellite truck parking requests must be submitted by completing the satellite parking request form which can be obtained by emailing Emily Scerba at [scerbae@steelers.nfl.com](mailto:scerbae@steelers.nfl.com).

Television trucks will park in the satellite truck lot located on Allegheny Avenue, across from the Carnegie Science Center, adjacent to the stadium.

Due to limited space, all requests will not be granted. Requests should be submitted no later than the Monday leading up to a Sunday game

Questions regarding satellite truck parking should be directed to Emily Scerba.

#### Will Call

Media Will Call is located at Heinz Field next to the Steelers' administrative offices entrance on Allegheny Avenue, across from the Carnegie Science Center.

All media picking up credentials on game day must do so at Media Will Call.

Media Will Call opens four hours prior to kickoff.

A valid form of government-issued photo identification is required to pick up credentials.

Media Will Call is not the same as the general ticket Will Call window, which is located between the Coca-Cola Great Hall and Gate B on the northeast side of Heinz Field.

#### Phone Lines

Media interested in setting up a game day phone line at Heinz Field should log onto [www.steelers.com/media-phones](http://www.steelers.com/media-phones). Please contact Greg Hoyer with any questions at (412) 697-7147.

#### Frequency Coordinator

Please contact the NFL Game Day Coordinator, Otto Schellin, via email at [GDCSteelers@NFL.com](mailto:GDCSteelers@NFL.com) before game day. Please be advised that the holder of NFL game credentials employing a wireless radio frequency device such as a wireless microphone, communications radio, etc. (cell phones excluded) must register their frequency information. Please distribute the attached info to your media.

#### Internet

The press box and photo rooms at Heinz Field are equipped with wireless internet access. You will be supplied with this information in those areas.

#### Directions to Heinz Field Locker Rooms (from Press Box)

**Steelers:** Exit press box to the left to elevator bank. Take elevator to ground level. Proceed straight through Steelers Administrative Offices lobby to rear doors. Walk through doors approximately 30 feet and Steelers locker room is on your right. For the Steelers interview room, make a sharp right prior to the rear doors of the Steelers lobby.

## PITTSBURGH STEELERS MEDIA GUIDELINES

**Visitors:** Exit press box to the left to elevator bank. Take elevator to ground level. Proceed straight through Steelers Administrative Offices lobby to rear doors. Proceed through the rear lobby doors and make a left. Follow corridor about 50 yards. The visiting locker room is on your right. The visiting interview room is inside the locker room entrance.

### Training Camp

#### Credentials

Media seeking credentials to the Steelers training camp at Saint Vincent College (Latrobe, Pa.) must first contact the team's media relations department for approval by emailing [credentials@steelers.nfl.com](mailto:credentials@steelers.nfl.com). Guidelines will be provided at that time. The Steelers reserve the right to deny media credentials to the team's training camp. Requests will be reviewed on a case-by-case basis.

#### Check-in

All media covering Steelers training camp must immediately check in at the team's media relations office located at St. Benedict Hall. All media must present a valid photo ID for a media credential.

Credentialed media will receive access to designated areas of the Steelers training camp facility, including the media workroom in Benedict Hall, practice fields and the cafeteria. Interviews are prohibited in the team's cafeteria. Media members are prohibited from entering the players'/coaches' dormitory or locker room at any time.

#### Parking

Upon check-in media will be provided with a parking pass and will be directed to park in the upper parking lot behind the team's dormitories. Parking passes are required for all media attending Steelers training camp.

#### Interviews

All interview requests must be approved by the Steelers' media relations department.

Players are generally available on the field after each practice. Locker room access is prohibited during training camp. Interviews of any kind are prohibited in the team's cafeteria.

Coach Tomlin is generally available on the field on a daily basis after the team's final practice of the day. On the days when Coach Tomlin holds his weekly press conference, he will not be available to media after practice.

The team's Offensive, Defensive, and Special Teams Coordinators and assistant coaches are generally available after each practice with the approval of the Steelers' media relations department.

All interview requests for Steelers' owners, director of football operations or other football/non-football staff must first be approved by Steelers media relations. Live shots are allowed in designated areas at Steelers' training camp. Steelers' media relations must be notified in advance of any TV live shots.

TV/radio sit-down interviews must be approved in advance by Steelers' media relations.

Media members are permitted to utilize all social networking tools (Twitter, Facebook, blogging, text alerts, etc.) only during practices that are open to the public.

### Practice Field Access

Credentialed print and electronic media are allowed to watch Steelers practices in their entirety. All media must be at field level. Media are prohibited from watching practice from the hillside without prior approval from the team's media relations department. Videotaping any portion of practice from the hillside or other remote locations is strictly prohibited. All access guidelines will be explained to media upon arrival.

All photographers (still and video) are allowed to tape warm-ups and individual position drills. Photographers are prohibited from taping any one-on-one or team drills, including 7-of-7 drills or anytime players are in a team formation. All photographers are prohibited from use of their cameras anywhere on Saint Vincent's campus other than the designated spots on the practice fields and outside of the cafeteria.

Media are allowed to tape stand-ups during the designated periods when video cameras may shoot practice, any other exceptions must be cleared through Steelers media relations.

Media are prohibited from interacting with players and coaches during practice.

In the event of inclement weather, the team may be forced to practice indoors. Media may be allowed to attend indoor practices (at the team's discretion), but access will be limited.

Media are asked to silence cell phones and pagers before entering the practice area.

The Steelers reserve the right to change their access policy without prior notice.

### In Season/Off Season

#### Steelers Practice Facility

All Steelers daily football operations take place at the team's headquarters at the UPMC Sports Performance Complex and not at Heinz Field. Coaches and players are at Heinz Field only on game days.

All media visiting Steelers headquarters must sign in at the front desk upon arrival and receive a day badge. Badges must be worn at all times.

All media must remain in the team's media workroom while at the team's headquarters. The team's first and second floor lobby areas are not to be used for workspace or to conduct interviews.

Media are to access the practice fields from the first floor only.

Media setting up for sit-down interviews must be chaperoned to designated areas by Steelers media relations.

Coaching offices and team meeting rooms are off limits to media. Interviews and any videotaping in the Steelers parking lot are prohibited. The team requires all interviews at the team's headquarters only be conducted in the team's locker room and other areas specifically designated by the team's media relations department.

While we understand the importance of breaking news, our expectation is that all media that cover the team will respect club policies that close walk-thru's and offseason workouts to the media, and that media will not resort to alternate means of recording those sessions even from a remote location. Media that continue to violate this request may have their access to the team's practice facility or on game days subject to review.



## PITTSBURGH STEELERS MEDIA GUIDELINES

### Steelers South Side Camera Credential Policy

The Pittsburgh Steelers require all visiting media who intend to use any type of electronic recording device to comply with the following policies when covering the team at club practices or events. The policies govern the online use of audio and video interviews and press conference content on non-game days and weekdays. These rules are designed to enable news organization websites to "illustrate" their coverage of the NFL with daily audio/video soundbites that supplement and complement the work of their reporters and columnists:

- All media members are required to wear credentials when on-site covering the Steelers at team headquarters.
- Camera operators may shoot video and still photos only in designated areas at the Steelers headquarters. These areas include and are limited to the practice field, locker room, media workroom and areas designated by the club's media relations department only. Still photographers do not have access to the locker room.
- Up to 90 seconds per day of audio and/or video of interviews or press conferences with NFL employees (including, but not limited to, players and coaches) or of team practice footage may be used on the Internet by credentialed news organizations. The content may not be used live and may be archived for no more than 24 hours. This applies to both game days and non-game days.

Video/audio material comprised entirely of a credentialed media organization employee providing commentary or analysis, including stand-up video/audio material shot on the field or at other stadium or club facility locations [subject to generally applicable safety and venue management restrictions or shooting locations and times], may be distributed via media organizations' Internet sites.

The usage conditions are as follows:

- The page featuring the audio/video must provide links to [NFL.com](http://NFL.com) and the corresponding club site. For example: For more info, go to [www.nfl.com](http://www.nfl.com) and [www.steelers.com](http://www.steelers.com).
- The content may be used only in an editorial context (such as in links that illustrate stories or in multimedia news sections) and may not be presented in stand alone multimedia entertainment sections of third party websites.
- No integrated advertising is permitted. Footage may appear on pages with banners and contextual ads, but the ads may not be specifically related to the NFL audio/video content.

### Practice Field Access

Only local Pittsburgh media are allowed to watch Steelers practices. All access guidelines will be explained to media upon arrival.

Out of town media are prohibited from watching any portion of the team's practices.

All photographers are allowed to tape warm-ups and individual position drills. Photographers are prohibited from taping any one-on-one or team drills, including 7-on-7 drills or anytime the players are in a team formation.

Media are allowed to tape stand-ups during the designated periods when video cameras may shoot practice.

Media may not shoot video of the team leaving the field at the end of practice.

Any other exceptions must be cleared through Steelers media relations.

Media are prohibited from interacting with players and coaches during practice.

Media are asked to silence cell phones and pagers before entering the practice area.

The Steelers reserve the right to change their access policy without prior notice.

Media are to access the practice fields from the first floor only.

### Interviews

All interview requests must be approved by the Steelers' media relations department. The Steelers ask that media respect the privacy of players/coaches/staff and refrain from approaching any members of the organization or their families at their places of residence. Media that continue to violate this request may have their access to the team's practice facility or on game days subjected to review.

Players are generally available in the locker room only at lunchtime and after practice on Wednesdays and Thursdays. Players are available in the locker room after practice only on Fridays. Player interviews are not to be conducted on the practice field or in other areas outside of the locker room, including the parking lot area, without prior approval from the Steelers' media relations department. Still photographers are not allowed in the Steelers' locker room.

Coach Tomlin will hold a weekly press conference every Tuesday at noon in the Steelers' media workroom. He will also be available after practice on Wednesdays and Thursdays (upon request) in the media workroom.

The team's Offensive, Defensive, and Special Teams Coordinators will generally be available on Thursdays. Assistant coaches are available only with the approval of the Steelers' media relations department. The best time to interview assistant coaches is as they leave the field after practice.

Only Coach Tomlin will be available to media on game days. Assistant Coaches are not available for interviews on game days.

All interview requests for Steelers' owners, director of football operations or other football/non-football staff must first be approved by Steelers' media relations.

Live shots are allowed in designated areas at Steelers' headquarters. Steelers' media relations must be notified in advance of any TV live shots.

Satellite trucks are required to park on the side of the Steelers' practice facility (near the train tracks). Media must seek prior approval for any exceptions.

TV/radio sit-down interviews must be approved in advance by Steelers' media relations.

Interviews of any kind are prohibited in the team's cafeteria.

### Parking

All media are required to park on the opposite side of the Steelers' indoor practice facility from the team's offices.

Media with physical disabilities should make prior arrangements with Steelers media relations for access to handicapped parking.

# IN THE COMMUNITY



The Pittsburgh Steelers are proud to be a part of the Western Pennsylvania community. The organization's strong commitment to this area dates back to 1933 when Arthur J. Rooney first founded the team. Steelers Chairman Emeritus Dan Rooney and President Art Rooney II are known as two of the most active NFL owners and are some of Pittsburgh's most involved executives in civic affairs. Steelers players, coaches and front office staff are involved in appearances, charitable donations and outreach programs with nonprofit and community groups. It's our way of giving back to the community that has given us so much for more than 75 years!

## STEELERS COMMUNITY RELATIONS PROGRAMS

### 9th Grade Nation

The Steelers host the 9th Grade Nation Kick-Off event each year at Heinz Field. The program includes Pittsburgh Public Schools ninth grade students and symbolizes how all members of their graduating class are beginning an exciting and important phase of life—High School. Head Coach Mike Tomlin speaks to the students about the importance of working hard and succeeding in life.

### Academics In Motion

The Steelers and PPG Foundation partner to support Academics in Motion (AIM), which uses sport as a vehicle to improve the academic, athletic, career and personal development of students from economically disadvantaged communities. The program places a youth development coach in local high schools to work with student athletes to improve GPA and college readiness, and increase graduation rates, SAT and ACT participation, parental involvement and the number of students going on to college.

### All-Pro Dad

Head Coach Mike Tomlin is a member of the All-Pro Dad Team, a program of Family First. The All-Pro Dad Team is a resource for men who want to become better fathers. Team members include active NFL players, coaches and alumni who speak to fathers about positive parenting through radio and TV spots, billboards and events.

### American Heart Association

The Steelers, the NFL and the American Heart Association (AHA) partner on the Play 60 Challenge, a health and fitness program that incorporates physical activity for middle school students into daily classroom and after-school activities.

### Animal Friends

Long snapper Greg Warren and several of his teammates host an evening at the Hundred Acres Manor Haunted House each October, from which Animal Friends is a beneficiary.

### Art Rooney Scholarship Fund

The Art Rooney Scholarship Fund annually provides college scholarships for three graduating seniors at the high schools located on Pittsburgh's North Side, where Art Rooney Sr. himself spent most of his life. The annual Gatorade/Steelers 5K Race, Fitness Walk and Kids' Kickoff Run is the major fundraiser for the scholarship fund. The event features a 3.1-mile level course on the North Side highlighted by a spectacular finish on the warning track in Heinz Field.

### Atlas & Athena

The Steelers and the NFL partner with the Atlas & Athena School Program to promote healthy living and reduce the use of steroids and drugs among high school athletes. Student leaders work with their peers on gender-specific ways to improve their sports performance by eating better and training correctly.



Coach Tomlin shares his message at an All-Pro Dad event.



## STEELERS COMMUNITY RELATIONS PROGRAMS

### Back To Football Friday/Play 60 Super School



Wide receivers Hines Ward and Mike Wallace visited Pittsburgh's Faison Elementary School to celebrate it being named a Play 60 Super School. The players led the students in football drills and other activities. More than 5,500 schools entered the Back to Football Friday contest during 2010 NFL Kickoff. Faison is one of only 34 schools chosen as NFL Play 60 Super Schools and received a \$10,000 NFL PLAY 60 grant for health and wellness programming or equipment along with the visit from Ward and Wallace.

### Boys & Girls Club

The Steelers annually sponsor the Boys and Girls Club of Western Pennsylvania Dapper Dan Flag Football League and host the league championships at the UPMC Sports Performance Complex indoor practice facility. The team also participates in the annual Gridiron Taste and Talent fundraiser and players occasionally visit the different club sites.

### Breast Cancer Awareness



The Steelers participate in numerous breast cancer awareness initiatives each year including NFL Breast Cancer Awareness month, Susan G. Komen Race for the Cure, player hospital visits and special pink-logged merchandise sales.

At the breast cancer awareness game in October, the team recognizes local breast cancer survivors in a pregame ceremony. Many Steelers players wear pink uniform items to bring more awareness to this important cause.

Four players with a connection to the disease—quarterback Dennis Dixon, offensive tackles Tony Hills and Max Starks and defensive end Nick Eason—visited

Steelers mascot *Steely McBeam* at the *Race for a Cure*.

Magee-Women's Hospital of UPMC to participate in a nutritional cooking class for breast cancer survivors and patients. The players spent time prepping healthy menu options then served the dishes to the ladies in attendance.

Tight end Heath Miller and his wife Katie chair the annual Bid for Hope to benefit A Glimmer of Hope Foundation, which raises funds for breast cancer research.

Members of Zeta Tau Alpha sorority distribute breast cancer information at GameDay Live before the breast cancer awareness game.

### Cancer Caring Center

A portion of the proceeds from the annual Steelers Style Fashion Show goes to the Cancer Caring Center. Safety Ryan Clark and his wife Yonka chair the annual Cancer Caring walk and have lunch with the top 10 fundraisers. The Cancer Caring Center is dedicated to helping people diagnosed with cancer, their families and friends cope with the emotional impact of cancer.

### CASA

Each year a Steelers player serves as the honorary chair for the CASA Tailgate Party. CASA (Court Appointed Special Advocates) works with children in the child welfare system who are neglected or abused. The advocates serve as a voice for the children in court and other situations to help ensure that every child has a safe, supportive and permanent home. Chris Arians, wife of offensive coordinator Bruce Arians, is one of the CASA volunteers, serving the agency for 14 years, most recently in Allegheny County.

### Central Blood Bank Drive

The Steelers hold an annual blood drive in the Steelers locker room at Heinz Field around the holidays as well as a Draft Day drive at Fan Blitz. Please check [www.steelers.com](http://www.steelers.com) for information on the next blood drive.

Receiver *Hines Ward* shows his support by wearing pink in honor of *Breast Cancer Awareness Month*.



## STEELERS COMMUNITY RELATIONS PROGRAMS

### Children's Hospital Of Pittsburgh Of UPMC

Steelers' players and team mascot Steely McBeam make frequent visits to Children's Hospital of Pittsburgh to bring a smile to kids who are battling health issues. Players participate in various events for patients and their families and the WOVE Radiothon at the hospital. The team annually holds a monetary collection at a home game.

### Cystic Fibrosis

Defensive end Brett Keisel serves as honorary chair of the 65 Roses Sports Auction to benefit the Cystic Fibrosis Foundation. The foundation raises funds for research to discover a cure for Cystic Fibrosis.

### Extra Mile Education Foundation

Every time the Steelers score from the Red Zone at Heinz Field, H.J. Heinz Company and Giant Eagle make a donation to the Extra Mile Education Foundation. The foundation provides support for parochial elementary schools educating children of inner-city families. Extra Mile Education Foundation subsidizes make tuition in the schools affordable for disadvantaged families seeking a quality, values-based education. Head Coach Mike Tomlin serves as honorary chair of the annual Extra Mile golf outing.

### Gala Pittsburgh Sports Night

Each fall the Steelers host a "Gala Pittsburgh Sports Night" at Heinz Field to raise much-needed funds for North Side children and their families who attend local Catholic schools. The North Side Hall of Fame Award is presented and former Steelers RB Franco Harris was one of the 2010 recipients. The evening also features current and former athletes from the Steelers, Pirates, Penguins, as well as local college athletes.

### Greater Pittsburgh Community Food Bank

The team holds an annual food drive at a home game to encourage fans to help those less fortunate. Offensive tackle Max Starks hosts an annual turkey giveaway the week of Thanksgiving. Several teammates help Starks distribute food to nearly 200 area needy families. Linebacker LaMarr Woodley also donated and distributed 200 turkeys in the Pittsburgh area.

### Heroes At Heinz Field

The Steelers partner with the VA for a special evening at Heinz Field for Operation Enduring Freedom and Operation Iraqi Freedom veterans. Participants, many injured in the war, try out their football skills with the help of Steelers players. Afterwards they are treated to a dinner to thank them for their service to ensure our continued freedom.

### Highmark Caring Place

The Steelers support the Highmark Caring Place, a center for grieving children. The annual Hoge/Starks/Ward golf outing is held at Southpointe Golf Club and is chaired by wide receiver Hines Ward and offensive tackle Max Starks, along with former Steelers running back Merrill Hoge. The players also attend a luncheon honoring students who have raised money for the charity.

### Holy Family Institute-Pittsburgh Steelers Courage House

Greta Rooney chairs the annual Courage House Awards luncheon. Each year a Steelers player is chosen as the Ed Block Courage Award winner for overcoming illness or injury. Defensive end Nick Eason was chosen by his teammates and received the 2010 award by Head Coach Mike Tomlin.

### Homeless Children's Education Fund

Defensive end Brett Keisel and his wife Sarah chair the annual fundraiser for the Homeless Children's Education Fund which serves as a voice for homeless children in Allegheny County to ensure they are afforded equal access to educational opportunities. Long snapper Greg Warren and several of his teammates host an evening at the Hundred Acres Manor Haunted House each October, from which the Homeless Children's Education Fund is a beneficiary.

### Leukemia/Lymphoma Society Light the Night Walk

For the second year in a row, many Steelers players and family members attended the annual Leukemia & Lymphoma Society Light the Night Walk at Heinz Field in support of Elijah Smith, son of defensive end Aaron Smith and his wife Jaimie, in his battle against leukemia. The players joined "Team Elijah" and sported t-shirts designed by Elijah.

*Paying Tribute to Heroes-James Farrior, Lawrence Timmons, and Ike Taylor take a picture with a wounded War Veteran.*





## STEELERS COMMUNITY RELATIONS PROGRAMS

### Lupus Foundation

Offensive tackle Willie Colon is the honorary chair of the annual Lupus Loop which takes place on the north shore next to Heinz Field. Colon chose to get involved with the Lupus Foundation because his mother suffers from the disease.

### Make-A-Wish

The Steelers organization works closely with The Make-A-Wish Foundation to grant wishes. The wishes include meeting favorite players, a behind the scenes look at the Steelers practice facility and tickets to a home game.

### Muscular Dystrophy Association (MDA)

Each year several Steelers players participate in MDA's Pittsburgh Muscle Team event. This event benefits families living with neuromuscular diseases in western Pennsylvania.



### NFL Play 60

The NFL's program for an active generation encourages kids to be physically active for 60 minutes each day in an effort to combat childhood obesity. Many Steelers events incorporate the Play 60 message with players demonstrating the importance of fitness and activity. One of the major efforts is building a Steelers Youth Fitness Zone at an area non-profit.

### Operation Once In A Lifetime

For the second consecutive year, the Steelers and safety Troy Polamalu hosted a group of Purple Heart recipients at a home game. All were wounded in combat but are still active duty military. The visit was arranged with Operation Once in a Lifetime, which works to make the dreams of soldiers and their families come true by providing financial and moral support.



Steelers safety **Troy Polamalu** poses with a group of Purple Heart recipients at a home game.

### Pro Vs. GI Joe

Several Steelers' players battled a group of American soldiers in the second annual Pro vs. GI Joe event. Pro vs. GI Joe is a non-profit organization founded to bring troops stationed overseas together with professional athletes and other celebrities in the states to play video games via the Internet. The challengers were troops currently deployed in Afghanistan, Iraq and Kuwait as well as local troops from the Army's 316th ESC based in Coraopolis, Pa. Utilizing webcams in both locations, the players and soldiers were able to see each other compete and "trash talk" one another.

### Prostate Cancer Awareness

Each September, which is prostate cancer awareness month, former Steelers linebacker Robin Cole, a prostate cancer survivor, hosts a booth outside Heinz Field before a home game to help promote awareness of the disease. Several of Robin's brothers are also survivors and they lost their father to prostate cancer. In tribute to his dad and to promote screening and early detection, Robin founded the Obediah Cole Prostate Cancer foundation.

### Rebuilding Together Pittsburgh

The Steelers, along with 84 Lumber, serve as sponsors of Rebuilding Together Pittsburgh. This annual program renovates the homes of low-income elderly in the Pittsburgh area with a goal of safety for the homeowner. Steelers staff and players participate in the program each year along with 84 Lumber employees.

### Rookie Club

The Rookie Club enables the new players to work as a group in order to gain confidence in their ability to interact with the community as Pittsburgh. It is an introduction to community service and provides on-going development during the player's first year with the team as well as providing a sense of camaraderie.

### Salvation Army—Project Bundle-Up

Players and their families annually take disadvantaged children shopping for winter outerwear as part of the Salvation Army's Project Bundle-Up program. Patricia Rooney, wife of Steelers chairman emeritus Dan Rooney, and Joe DiNardo, retired WTAE-TV weatherman, are founders of the program. Tight end Heath Miller hosts the annual miniature golf classic in June.

### Shop With A Steeler

The Steelers partner with American Eagle Outfitters (AEO) for the annual Shop with a Steeler event. Children from KidsVoice receive an AEO gift card and have the chance to shop with Steelers players for holiday gifts for themselves and their families. KidsVoice is an agency which diligently guides each child through the court process and ensures that every agency involved meets the full range of a child's needs.

## STEELERS COMMUNITY RELATIONS PROGRAMS



### Steelers Style Fashion Show/Taste Of The Steelers

The team annually holds two fundraisers as part of Steelers Style: Fashion, Food and Football. The annual fashion show features current players and their families modeling clothing from local retailers. The show is chaired by Greta & Art Rooney and Mike & Kiya Tomlin, with two current Steelers players serving as co-captains. Proceeds benefit the University of Pittsburgh Medical Center Thomas E. Starzl Transplantation Institute and the Cancer Caring Center. Taste of the Steelers is a part of alumni weekend and features a sampling of culinary delights, along with an exciting auction of unique, one-of-a-kind items.

### Steele McBeam

Mascot Steele McBeam makes appearances at training camp, home games, Children's Hospital and numerous charitable events.

### Toys For Tots-Marine Corps

Steelers fans generously brighten the lives of needy children during the holidays by donating to the annual Marine Corps Toys for Tots drive.

### United Way

Quarterback Charlie Batch serves as the team's United Way spokesman and makes several appearances at corporate United Way campaigns each year. The annual Hometown Huddle is a program throughout the NFL partnering players with local United Way agencies to encourage volunteerism and giving back to the community. The Steelers annually host the United Way's campaign kickoff at halftime of a preseason game, featuring three corporate participants in a field goal competition. The winner presents the United Way with its first campaign donation of the year.

### Urban Impact Foundation

The Urban Impact Foundation (UIF) is a faith-based, nonprofit corporation which fosters Christian community development on Pittsburgh's North Side. One of the outreaches is through athletic programs and events. Several Steelers players participate in a football clinic held by UIF on Pittsburgh's North Side each summer.

### Veterans/Military



Steelers' players visit the local VA Hospitals to spend time with the patients who have served our country. At several home games each year, veterans and active military personnel are honored for their service to the United States. For Veterans Day, the Steelers honor a veteran from each of the wars going back to World War II and Pearl Harbor. Color guards, representing all branches of the military, are present at each home game. In pregame of the Steelers-Ravens 2011 playoff game, seven Pennsylvania Purple Heart recipients were honored for their valiant service and two soldiers received their Purple Hearts in a pregame ceremony.



### Westmoreland County Food Bank

Steelers' fans attending the night practice at Latrobe High School Memorial Stadium each August help the less fortunate in Westmoreland County by donating food and money to the local food bank. Giant Eagle matches the food donation pound-for-pound which means twice as many residents are fed. The Westmoreland County Food Bank serves nearly 15,000 area residents each month including 4,000 children and more than 2,000 seniors.

### Women's Center And Shelter Of Greater Pittsburgh

When cornerback Will Gay provided Thanksgiving dinner at the Women's Center & Shelter in November, he shared with the women there that he lost his mother to domestic violence when he was a child and knows how much courage it took for them to leave their situations to go to a safe place. As a result of the impact he made, Gay was invited to participate in the shelter's Vignette Campaign to put a face on domestic violence and, in doing so, help survivors heal, encourage batterers to seek help and build empathy and understanding of this issue.



## STEELERS YOUTH FOOTBALL PROGRAMS



### YOUTH FOOTBALL

#### Gatorade Junior Training Camp

The Steelers hold three Gatorade Junior Training Camp sessions each summer. More than 500 boys and girls participate in fun, non-contact football drills and learn about the importance and benefits of staying hydrated during sporting events at the team's practice facility each June/July. Another group of 250 enjoys the experience at Latrobe Stadium as part of Gatorade Days at NFL training camps.

*Taking part in the Gatorade Junior Training Camp.*



#### High School Football

**High School Football Championships** — Heinz Field annually hosts the WPIAL Championship games.

**Champions** — The Steelers annually host the City League and WPIAL Champion teams in the south end zone seats at late season games where they are introduced to the crowd at the beginning of halftime.

#### High School Coach of the Week

Each week during the local high school football season, the Steelers select a high school Coach of the Week. The coaches are honored with a ceremony during the two-minute warning at Steelers' home games. At the end of the high school football season, the High School Coach of the Year is announced.

#### LISC/NFL Grass Roots Initiative

Local Initiatives Support Corporation (LISC), the country's leading community development support organization, partners with the NFL and NFLPA to identify local non-profit, neighborhood-based agencies in each city, which are provided with financing and technical assistance to improve the quality and safety of football fields in their local schools, parks and neighborhoods. The local agencies will then oversee the construction, maintenance and programming of the fields. For information visit [www.nflfyf.org](http://www.nflfyf.org).

## STEELERS YOUTH FOOTBALL PROGRAMS

### NFL Punt Pass & Kick



The Steelers annually host Punt, Pass & Kick team championships. Forty boys and girls from the tri-state area compete at Heinz Field. For information on local Punt, Pass & Kick competitions, visit [www.nflyouthfootball.com](http://www.nflyouthfootball.com).



### Pop Warner

The Steelers were named Pop Warner 2010 NFL Team of the Year for the team's commitment to youth football in Pittsburgh and the surrounding communities.



### Steelers/USA Football Coaching School

The Steelers hold an annual USA Football Coaching School geared toward youth football coaches. In the classroom they learn coaching philosophy, offensive, defensive and special teams skills, along with health and safety tips and communications with both players and parents. The afternoon features on-field instruction by high school Coach of the Week winners. Head Coach Mike Tomlin addressed the coaches in 2009.

### Youth Football Camps

More than 500 kids attended the first-ever youth football clinic conducted by an NFL team in Mexico when the Steelers held a one-day camp in Mexico City in June. Four Steelers players taught the basics of the sport and had the chance to meet the First Lady of Mexico.

### USA Football Play Football Celebration

The Steelers annually kick off the start of the youth football season by hosting the Play Football Celebration in conjunction with the NFL and USA Football. Youth football players from 50 local organizations are invited to be part of pregame festivities at a preseason game.

The Steelers offered instructional camps for 6-14-year-old football players at North Hills and West Allegheny high schools in the summer of 2009. These camps were instructed by the best local high school coaches, as well as current and former Steelers players.

### Youth Football Halftime

The Steelers hold an annual Youth Football exhibition at halftime of a regular season home game, featuring two local youth football teams, with 8-10-year-olds at one end of the field and 12-14-year-olds at the other.

### Youth and High School Coaches Days at Training Camp



Area youth and high school football coaches were able to visit a closed morning practice at training camp to watch practice from the field and learn proper form-tackling to take back and teach their players. The coaches were able to learn from the Steelers coaches and players during the morning practice, and also listened to Coach Tomlin and Director of Football Operations Kevin Colbert talk about the importance of youth football and being a role model to kids.

### Youth Football in Steelers Country TV Show

The Steelers visit youth and high school games to showcase the area's passion for football. The show airs each Saturday morning during the football season on FSN Pittsburgh at 9:30 a.m. During the High School Game of the Week, a current player serves as a sideline reporter and interviews players, coaches and fans at some of the biggest rivalry games in Western Pennsylvania.



2011  
STAFF  
Steelers



## MIKE TOMLIN *Head Coach*



### Tomlin's Coaching Experience

**Total Coaching Experience**  
15 Seasons

**NFL Coaching Experience**  
10 Seasons

### Tomlin's Coaching Timeline

**1995**  
Virginia Military Institute  
Wide Receivers

**1996**  
University of Memphis  
Graduate Assistant

**1997**  
Arkansas State  
Wide Receivers

**1998**  
Arkansas State  
Defensive Backs

**1999-2000**  
University of Cincinnati  
Defensive Backs

**2001-2005**  
Tampa Bay Buccaneers  
Defensive Backs

**2006**  
Minnesota Vikings  
Defensive Coordinator

**2007-2011**  
Pittsburgh Steelers  
Head Coach

**Mike Tomlin** was named the 16th head coach in Pittsburgh Steelers history on Jan. 22, 2007. Hired at the age of 34, Tomlin became only the third head coach hired by the Steelers since 1969.

Tomlin became the youngest head coach in NFL history to both coach in and win a Super Bowl when he led the Steelers to a 27-23 victory over the Arizona Cardinals in Super Bowl XLIII. By winning the Super Bowl in only his second season as a head coach, he also became the fastest to win a Super Bowl title in Steelers' history.

Tomlin is one of only seven coaches in league history to win a Super Bowl within his first two seasons as an NFL head coach. Tomlin is the only head coach in Steelers history to lead the team to two Super Bowls in his first four seasons at the helm, including an appearance against the Green Bay Packers in Super Bowl XLV. He is one of only two Steelers' head coaches to win three division titles in his first four seasons.

Tomlin has compiled a 43-21 record in the regular season during his four-year head coaching career. His .672 winning percentage in his first four seasons is tied for the best in team history with former coach Bill Cowher. In 2010, Tomlin became only the second Steelers' head coach to win at least 10 games in three of his first four seasons.

The Steelers were dominant on the road in 2010, finishing with a 7-1 regular season record away from Heinz Field. Tomlin's seven road wins during the regular season tied a Steelers record previously set in 1978 and again in 2004.

The Steelers finished second in total defense under Tomlin's guidance in 2010, allowing only 276.8 yards per game. Pittsburgh led the NFL and set a team record in rushing defense, yielding only 62.8 yards per game (1,004 yards), the third-best total in NFL history dating back to 1970. The Steelers also established an NFL record in 2010 by not allowing an opponent to rush for more than 75 yards in any of their first eight games during regular the season.

In all, the Steelers defense led the NFL in 2010 in rushing yards allowed, points allowed (232), touchdowns (22), quarterback sacks (48), rushing average (3.0), yards per play (4.5) and yards allowed on first down (4.08). It finished second in the league in passing average (6.31), turnover advantage (+14) and red-zone efficiency (40.0, tied).

Under Tomlin, the Steelers broke new ground on offense in 2009. Pittsburgh's offense ranked seventh in the NFL (ninth passing, 19th rushing) but became the first unit in team history to boast a 4,000-yard passer, two 1,000-yard receivers and a 1,000-yard rusher in the same season. Pittsburgh's defense ranked fifth in the NFL (third vs. run, 16th vs. pass) while leading the AFC and finishing one shy of the NFL lead with 47 quarterback sacks.

The Steelers continued to be dominant at Heinz Field under Tomlin in 2009. Pittsburgh finished with a 6-2 home record in 2009 after finishing 7-1 (2007) and 6-2 (2008) at home during Tomlin's first two seasons. Tomlin's 24-8 record and .750 winning percentage at home after four seasons ranks second in Steelers' history.



## Mike Tomlin

Tomlin finished the 2008 season with a 12-4 record and his second consecutive AFC North Division title, becoming the only Steelers head coach to win division crowns in each of his first two seasons. He also set a record with 22 regular-season wins in his first two years at the helm and is the only Steelers head coach to win at least 10 games in each of his first two seasons. Tomlin's .688 winning percentage (22-10) after two years is the best in Steelers' history.

The Steelers' defense was dominant under Tomlin's guidance in 2008, leading the NFL in total defense (237.2), pass defense (156.9), points per game (13.9), total yards per play (3.9), rushing yards per attempt (3.3), passing yards per attempt (4.7) and third-down efficiency (31.4), and finished second in league rushing defense (80.3).

Tomlin began his head coaching career by becoming only the second Steelers' head coach to win his first three games. During 2007, the Steelers became just the fifth team in NFL history to win their first four home games by at least 20 points.

Tomlin led the Steelers to a 10-6 record in 2007, and became just the second coach in team history to post a winning record, win a division title and earn a playoff berth in his inaugural season.

Tomlin guided the Steelers to the NFL's top-ranked defense in 2007, yielding only 266.4 yards per game. The Steelers' defense ranked third in the NFL against both the run (89.9 avg.) and pass (176.5 avg.), and also finished third in the league in total yards allowed per play (4.6). Pittsburgh's defense led the NFL in passing yards per play (5.7) and first downs allowed per game (15.6), and finished second in the league in points allowed per game (16.8).

The Steelers' offense finished third in the NFL in rushing (135.5 avg.) during Tomlin's first season, sparked by running back Willie Parker who led the league in rushing before injuring his leg in Week 16. QB Ben Roethlisberger enjoyed a record-setting season during Tomlin's first year, establishing new team records for touchdown passes (32) and passer rating (104.1), while earning his first career Pro Bowl appearance. In 2007, the Steelers held the advantage in time of possession in 14-of-16 regular season games.

Tomlin was the NFL's second-youngest head coach in 2007, and he became only the second Steelers' coach in team history to win at least 10 games during his first year at the helm. The Steelers posted a 7-1 record at home in 2007 and were 5-1 in the AFC North (3-0 at home).

Tomlin spent the 2006 season as the Minnesota Vikings' defensive coordinator. Under Tomlin in 2006, the Vikings ranked eighth in the NFL in total defense and first against the run while not allowing a 100-yard rusher the entire season.

Tomlin was the defensive backs coach from 2001-05 with the Tampa Bay Buccaneers. In 2002, Tomlin guided one of the most productive defensive backfields in the NFL, culminating with its performance in Super Bowl XXXVII. The secondary recorded four of the team's five interceptions, returning two for touchdowns to help Tampa Bay capture the franchise's first Super Bowl title.

Before joining Tampa Bay's staff, Tomlin served two seasons as the defensive backs coach at the University of Cincinnati (1999-00). He took over a secondary that ranked 111th in the nation in pass defense in 1998 and helped them improve to 61st overall in his first season. Under Tomlin's direction in 2000, the Bearcats ranked eighth in the nation in interceptions as well as fourth nationally in total turnovers.

Prior to joining the Cincinnati staff, Tomlin had a short stint on the coaching staff at Tennessee-Martin and then spent two seasons at Arkansas State where he coached wide receivers in 1997 before switching to defensive backs in 1998. Tomlin spent the 1996 season as a graduate assistant at the University of Memphis, where he worked with the Tiger defensive backs and special teams units. He began his coaching career in 1995 as wide receivers coach at Virginia Military Institute.

Tomlin was a three-year starter at wide receiver at William and Mary (1990-94) and finished his career with 101 receptions for 2,046 yards and a school-record 20 TD catches. A first-team All-Yankee Conference selection in 1994, he established a school record with a 20.2 yards-per-catch average.

## JOHN MITCHELL *Assistant Head Coach/Defensive Line*



### Mitchell's Coaching Timeline

#### 1973-1976

Alabama  
Defensive Line

#### 1977-1982

Arkansas  
Defensive Line

#### 1983-1985

Birmingham Stallions  
Defensive Line (USFL)

#### 1986

Temple  
Defensive Ends

#### 1987-1989

Louisiana State  
Linebackers

#### 1990

Louisiana State  
Defensive Coordinator/  
Linebackers

#### 1991-1993

Cleveland Browns  
Defensive Line

#### 1994-2006

Pittsburgh Steelers  
Defensive Line

#### 2007-2011

Pittsburgh Steelers  
Assistant Head Coach/  
Defensive Line

**John Mitchell** is in his 18th season as the Steelers' defensive line coach, ranking him as the longest-tenured member of the Steelers' coaching staff. He remained with the team following Mike Tomlin's hiring in January, 2007, and was promoted to assistant head coach.

Mitchell, who joined the Steelers' coaching staff Jan. 31, 1994, is in his 39th season of coaching, including 16 years at the college level and two in the United States Football League. This is his 21st season as an NFL coach.

Mitchell has been instrumental in the development of the Steelers' defensive linemen, including five-time Pro Bowl nose tackle Casey Hampton and defensive end Aaron Smith, who earned his first Pro Bowl appearance in 2005. He also helped develop starting defensive end Brett Keisel and nose tackle Chris Hoke, who filled in sensationally for an injured Hampton during the 2004 season.

Under his guidance, Pittsburgh's defensive front helped the Steelers lead the NFL in run defense five times and finish in the top three on 12 separate occasions. The team has only allowed one 100-yard rusher for a stretch of 50 straight regular-season games from 2007-10 and allowed just 62.8 yards per game rushing in 2010, shattering the previous team record set in 2001. In addition, the 62.8 yards per game placed the Steelers as one of the best since the NFL merger in 1970.

Strong play by Mitchell's line was a huge reason why the Steelers finished the 2008 regular season second overall in the NFL behind the Minnesota Vikings against the run (80.3 avg.). In 2009, Pittsburgh's defense ranked fifth in the NFL while leading the AFC and finishing one shy of the NFL lead with 47 sacks. In 2010 the Steelers put on a defensive showcase by leading the NFL in at least eight categories, including total sacks (48), and total points allowed (232), and it was the first time in NFL history a team was able to hold their opponents to 75 or fewer yards in each of their first eight games.

A former All-America defensive end for Alabama, Mitchell was the first African-American to play for the Crimson Tide. Mitchell's early years in coaching were spent studying under two of college football's greatest coaches. He began his coaching career in 1973 as defensive line coach under Paul "Bear" Bryant at Alabama (1973-76). He then spent six seasons as defensive line coach at Arkansas (1977-82) on Lou Holtz's staff.

In 1983, Mitchell made his first move to the professional level. From 1983-85 he served as defensive line coach for the USFL's Birmingham Stallions and returned to the college ranks in 1986 as defensive ends coach at Temple. Mitchell began a four-year stint in 1987 as linebackers coach at Louisiana State (1987-90) under former Steelers' linebacker coach Mike Archer, who was the head coach. In 1990, Mitchell became the first African-American defensive coordinator in Southeastern Conference (SEC) history when he was named LSU's defensive coordinator. He also coached the Tigers' linebackers.

Mitchell, 58, joined the NFL ranks in 1991 with the Cleveland Browns, where he tutored two Pro Bowl defensive tackles, Michael Dean Perry and Rob Burnett. Mitchell accepted his current appointment following three seasons coaching the defensive line for the Browns.

A two-time Junior College All-American defensive end at Eastern Arizona Junior College in 1969-70, Mitchell then transferred to Alabama. A starter at defensive end from 1971-72, Mitchell earned All-America honors in 1972. He earned a bachelor's degree in social work in 1972. In 2009, Mitchell was elected into the Alabama Sports Hall of Fame.

Born in Mobile, Ala., Mitchell and his wife Joyce live in Pittsburgh.



## BRUCE ARIANS *Offensive Coordinator*



### Arians' Coaching Timeline

#### 1975-1976

Virginia Tech  
Graduate Assistant

#### 1977

Virginia Tech  
Running Backs

#### 1978-1980

Mississippi State  
Running Backs  
and Wide Receivers

#### 1981-1982

Alabama  
Running Backs

#### 1983-1988

Temple University  
Head Coach

#### 1989-1992

Kansas City Chiefs  
Running backs

#### 1993-1995

Mississippi State  
Offensive Coordinator

#### 1996

New Orleans Saints  
Tight Ends

#### 1997

Alabama  
Offensive Coordinator

#### 1998-2000

Indianapolis Colts  
Quarterbacks

#### 2001-2003

Cleveland Browns  
Offensive Coordinator

#### 2004-2006

Pittsburgh Steelers  
Wide Receivers

#### 2007-2011

Pittsburgh Steelers  
Offensive Coordinator

**Bruce Arians** is in his fifth season as offensive coordinator under head coach Mike Tomlin, following three seasons as the Steelers' wide receivers coach. It marks the fourth time he is serving as an offensive coordinator in his coaching career, including one previous time in the NFL and twice at the collegiate ranks.

Named to the Steelers' coaching staff on Jan. 24, 2004, Arians has over 34 years of coaching experience, including 17 years in the NFL.

Arians has been instrumental in the development of quarterback Ben Roethlisberger. With 69 regular-season career wins, including a 18-9 mark during Arians' two seasons as offensive coordinator, Roethlisberger has a .704 winning percentage, and places him with the second-best record in the NFL among all active quarterbacks. Roethlisberger also became the second-youngest quarterback to win two Super Bowls (26 years, 336 days) when the Steelers defeated the Arizona Cardinals, 27-23, in Super Bowl XLIII.

Arians, 57, helped All-Pro wide receiver Hines Ward become one of the best wideouts in the NFL over the past seven seasons. During Arians' first seven seasons with Pittsburgh, Ward has been to the Pro Bowl twice and was named Super Bowl XL MVP after finishing with 123 receiving yards and one touchdown. Ward also became the Steelers' all-time receptions leader, surpassing Hall of Famer John Stallworth, and in 2007 became the team's career leader in receiving yards and touchdown receptions. In 2010, Ward became the first receiver in team history, and fifth in NFL history, to reach 11,000 career receiving yards and currently has 11,702 receiving yards for his career.

Arians has also guided the Steelers to some of its most productive offensive years in the team's history. In his first year as offensive coordinator in 2007, Arians helped Roethlisberger get elected to his first Pro Bowl as he broke Terry Bradshaw's long-standing team record for most TD passes in a season with 32. Roethlisberger also finished with a career-best and team-record QB rating of 104.1.

In 2009, the Steelers' offense became the first unit in team history to boast a 4,000-yard passer, two 1,000-yard receivers and a 1,000-yard rusher in the same season. Along the way the offense broke both of the team's records for passing first downs (210) and passes completed (351).

Arians has also been instrumental in the development of Steelers' wide receiver Mike Wallace, who in his second year posted his first career 1,000-yard season as he led all Steelers with 60 receptions, 1,257 receiving yards and 10 touchdowns, including 26 receptions for at least 20 yards in 2010.

Prior to the Steelers, Arians spent three seasons (2001-2003) as the offensive coordinator for the Cleveland Browns. In 2002 under Arians' guidance, the Browns scored their most points since the 1987 season and also improved in virtually every major offensive category from the three years prior to his arrival.

Arians was instrumental in the development of Indianapolis Colts quarterback Peyton Manning while serving as the Colts' quarterbacks coach for three years (1998-2000). Under Arians' tutelage, Manning totaled 4,413 yards and 33 touchdowns in 2000 to break his own club season record. His 33 touchdown passes in 2000 established a Colts' franchise record previously held by John Unitas.

He began his coaching career in 1975 as a graduate assistant at Virginia Tech. A 1974 Hokie graduate, Arians played quarterback and was voted the team's most valuable player as a senior.

Arians then held an assistant coaching position at Mississippi State (running backs and wide receivers) from 1978-80 before heading to Alabama to coach the running backs from 1981-82 under the legendary Paul "Bear" Bryant.

He was also the head coach at Temple University from 1983-88. Arians also held positions with the Kansas City Chiefs (running backs, 1989-92), Mississippi State (offensive coordinator, 1993-95), New Orleans Saints (tight ends, 1996) and Alabama (offensive coordinator, 1997).

Arians was born in Paterson, N.J. He and his wife Christine have a son, Jake (32), and daughter, Kristi Anne (30).

## DICK LEBEAU *Defensive Coordinator*



### LeBeau's Coaching Timeline

#### 1973-1975

Philadelphia Eagles  
Special Teams Coach

#### 1976-1979

Green Bay Packers  
Defensive Backs Coach

#### 1980-1983

Cincinnati Bengals  
Defensive Backs Coach

#### 1984-1991

Cincinnati Bengals  
Defensive Coordinator/  
Defensive Backs Coach

#### 1992-1994

Pittsburgh Steelers  
Secondary Coach

#### 1995-1996

Pittsburgh Steelers  
Defensive Coordinator

#### 1997-2000

Cincinnati Bengals  
Assistant Head Coach/  
Defensive Coordinator\*

#### 2000-2002

Cincinnati Bengals  
Head Coach\*

#### 2003

Buffalo Bills  
Assistant Head Coach

#### 2004-2011

Pittsburgh Steelers  
Defensive Coordinator

\* Named head coach  
after three games in  
2000 season.

**Dick LeBeau** is in the eighth year of his second tour of duty with the Steelers, for whom he experienced much success during the mid-1990s as both the team's defensive backs coach and defensive coordinator.

Considered the architect of the Steelers' famed "zone blitz," LeBeau was named the Steelers' defensive coordinator Jan. 16, 2004, after spending the 2003 season with the Buffalo Bills. He is one of six assistant coaches who remained on Pittsburgh's staff following Mike Tomlin's hiring in January, 2007.

In 2009, LeBeau was recognized for his outstanding football career, both as a coach and player. In September, he was inducted into the Varsity O Alumni Association's Hall of Fame, honoring his career at Ohio State University and over 50 years in the NFL. Then in February of 2010, LeBeau was honored with the highest individual award in professional football when the Pro Football Hall of Fame announced him as a member of its Class of 2010 for his 14-year playing career as a cornerback for the Detroit Lions. LeBeau was enshrined into the Pro Football Hall of Fame in Canton, Ohio, on Saturday, Aug. 7, at Fawcett Stadium.

The Steelers continued to showcase some of their best pass-rushing and run-stopping ability in 2010 when they led the league in at least eight defensive categories and shattered the team record for rushing yards per game allowed by giving up just 62.8 yards per game. The Steelers outrushed 14 of their 16 opponents in 2010, averaging nearly 60 more yards on the ground than their opponents and finished the season with 21 interceptions on the year, the most since 1996 when they had 23. In 2010, Troy Polamalu was named AFC Defensive Player of the Year. In the past two seasons, Linebackers LaMarr Woodley and James Harrison, together totalled at least 20 sacks, which is good for two of the top four sack totals by a Steelers' duo in team history.

LeBeau's defense had a season for the ages in 2008 as they led the league in a number of categories and wreaked havoc on a week-to-week basis on opposing offenses. The Steelers ended the season first in total yards (237.2 avg.), against the pass (156.9 avg.) and in points allowed per game (13.9), while finishing second against the rush (80.3 avg.). The defense was led by Harrison, who won several major awards, including AP Defensive Player of the Year, after setting a franchise record with 16 sacks. LeBeau was named "Coordinator of the year" by *Sporting News* for the 2008 season.

LeBeau's impact on the coaching staff was profound as the Steelers returned to the top of the NFL in total defense and rushing defense in 2004. In 2005, his defensive game plans played an integral part in stopping four of the NFL's top five offenses in the AFC playoffs, including limiting Seattle to just 10 points in Super Bowl XL.

Since 1994, the Steelers have led the AFC in sacks six times and the entire NFL three times, including in 2010. Since 2004, the Steelers have the most sacks in the NFL with 309.

LeBeau, 73, is in the 53rd year of his NFL career, 14 as a player and the past 39 as a coach. Prior to his return to Pittsburgh, LeBeau served one year as the assistant head coach with the Buffalo Bills and the previous two-plus years as the head coach of the Cincinnati Bengals.

After five seasons in Pittsburgh from 1992-96, when he coached the secondary (1992-94) and then was defensive coordinator (1995-96), LeBeau returned to Cincinnati as the Bengals' assistant head coach/defensive coordinator (1997-2000). He was later promoted to head coach Sept. 25, 2000, (after three games) and served in that capacity for two more seasons.

LeBeau began his coaching career as a special teams coach for the Philadelphia Eagles from 1973-75. He also was an assistant coach at Green Bay (1976-79) and Cincinnati (1980-83), before serving his first term as the Bengals' defensive coordinator from 1984-91.

Prior to entering the coaching ranks, LeBeau produced an outstanding pro career from which he still holds the NFL all-time record of 171 consecutive games for a cornerback and currently is tied for seventh all-time in the NFL with 62 career interceptions. His nine interceptions in 1970 led the NFC and his 62 career interceptions ranked third in the NFL at the time of his retirement. LeBeau also appeared in three Pro Bowls.

LeBeau was born in London, Ohio. He and his wife Nancy have one son, Brandon Grant.



## AL EVEREST *Special Teams Coordinator*



### Everest's Coaching Timeline

- 1972**  
Southern Methodist  
Graduate Assistant
- 1973-1974**  
North Texas  
Graduate Assistant
- 1974-1975**  
Cameron University  
Assistant
- 1976-1980**  
American School (Mexico  
City Foundation)  
Head Coach/Athletic Director
- 1981-1987**  
Legnano (Italy) Frogs  
Defensive Coordinator
- 1991**  
Pesaro (Italy) Ang  
Tight Ends/Special  
Teams Coordinator
- 1991**  
Pro Sports Football League  
Scout
- 1992**  
Arkansas Miners  
Secondary
- 1992**  
San Antonio Force  
Offensive Coordinator
- 1993**  
Legnano (Italy) Frogs  
Defensive Coordinator
- 1993-1994**  
The Colony High School  
Assistant
- 1995**  
Birmingham Barracudas  
Special Teams Coordinator
- 1996-1999**  
Arizona Cardinals  
Special Teams Coordinator
- 2000-2005**  
New Orleans Saints  
Special Teams Coordinator
- 2007-2009**  
San Francisco 49ers  
Special Teams Coordinator
- 2010-2011**  
Pittsburgh Steelers  
Special Teams Coordinator

**Al Everest** is in his second season as the special teams coordinator for the Pittsburgh Steelers. Everest, who was hired on January 21, 2010, enters his 15th NFL season as a special teams coordinator.

In 2010, Everest was instrumental in the development of a group of rookies who provided a spark for Steelers' special teams. Both rookie wide receivers Emmanuel Sanders and Antonio Brown played major roles in the special teams' success. Sanders averaged 25.1 yards per kickoff return, including a long of 48 yards, while also returning four punts for 60 yards. Brown returned the team's only kickoff return for a touchdown, an 89-yarder against Tennessee in Week 2. Rookie linebackers Jason Worilds and Stevenson Sylvester added to the special teams success by posting a total of 30 special teams tackles in the 2010 season.

Prior to joining the Steelers, Everest coached for the San Francisco 49ers (2007-09) and has also coached in the NFL with the New Orleans Saints (2000-05) and the Arizona Cardinals (1996-99). He has more than 38 years of coaching experience in the National Football League, European professional football, college football and baseball. He earned Special Teams Coach of the Year honors in 2007 from the Aguiar Kicking Academy and was named NFL Special Teams Coach of the Year in 2002 when his special teams units had three touchdown returns and blocked five kicks during the season.

Everest began his coaching career as a graduate assistant at Southern Methodist (1972) and North Texas (1973-74) before becoming an assistant coach at Cameron University (1974-75). He served as athletic director and head football coach at American School Foundation in Mexico City from 1976-80. From 1981-87, Everest coached baseball at U.S. International University.

Everest coached professional football in Italy for the Legnano Frogs (1988-90, '93) and the Pesaro Angels (1991). He coached the secondary for the Arkansas Minors of the Pro Spring Football League in 1992 and was special teams coordinator for the Canadian Football League's Birmingham Barracudas in 1995.

Prior to his first stint with the Legnano Frogs, Everest served as athletic director and football coach at the American School Foundation in Mexico City (1976-80). In 1981, he made the decision to return stateside and joined U.S. International University from 1981-87 where he earned a doctorate degree and at the same time was the school's head baseball coach. Everest was a two-year starting safety for Southern Methodist University from 1970-71. In 1972, he started gaining coaching experience as a graduate assistant for SMU under Head Coach Hayden Fry. Everest then followed Fry to North Texas where he continued as a graduate assistant from 1973-74.

Everest's dad, Andy Everest, coached at Utah, Stanford, UCSB, SMU, North Texas and New Orleans Saints with Head Coach Bum Phillips. Together they won two Italian Super Bowls and one European Championship.

Everest and his wife, Mischelle, have two daughters, Michelle (22) and Kaycee (15), and live in Wexford, Pa.

## KEITH BUTLER *Linebackers Coach*



### Butler's Coaching Timeline

**1990-97**

Memphis  
Linebackers

**1995-1997**

Memphis  
Linebackers,  
Defensive Ends  
& Special Teams

**1998**

Arkansas State  
Defensive Coordinator  
and Linebackers

**1999-2002**

Cleveland Browns  
Linebackers

**2003-2011**

Pittsburgh Steelers  
Linebackers

**Keith Butler** is in his ninth year on the Steelers' coaching staff after joining the staff prior to the 2003 season. He remained on staff following Mike Tomlin's hiring in January, 2007.

Butler and Tomlin previously worked together at Memphis in 1996, where Butler was the linebackers/defensive ends/special teams coach and Tomlin served as the Tigers' defensive backs coach.

Butler was named the Steelers' linebackers coach Jan. 28, 2003, after serving the previous four seasons in a similar capacity with the Cleveland Browns (1999-02).

Butler has been instrumental in the development of the Steelers' highly touted linebacking corps which includes three Pro Bowl players, James Farrior, James Harrison and LaMarr Woodley. In 2008 Butler was named NFL Linebacker Coach of the Year by *Pro Football Weekly*.

Under Butler's tutelage, Farrior, a second-team All-Pro in 2008, has led the Steelers' defense in tackles for seven straight seasons (2003-09). In 2010 Farrior had 137 tackles, second-best on the team, marking his eighth straight season with 100-plus tackles for the Steelers. It was linebacker Lawrence Timmons in his second season as a starter who exploded onto the scene in 2010 and led the team with 149 tackles (100 solo) and also had three sacks, two interceptions, two forced fumbles and two fumble recoveries.

Butler has also helped groom Harrison into one of the league's elite performers. Harrison, 2008 NFL Defensive Player of the Year, has earned two team MVP awards, recorded a 100-yard interception return for a touchdown in Super Bowl XLIII, the longest play in Super Bowl history and earned his fourth straight selection to the Pro Bowl in 2010. Harrison had a team-high 10.5 sacks in 2010 after posting 10 in 2009. Harrison currently holds the team record for sacks in a season when in 2008 he recorded a career-high 16 sacks. In addition, Harrison ranks second in team history for career forced fumbles with 24, behind only Greg Lloyd.

The Steelers have a tradition of fielding some of the best pass-rushing linebackers in the NFL and Harrison and Woodley have accounted for two of the top four sack totals by a Steelers' duo in team history. The two teamed up in 2008 to produce the most sacks in a single-season by a duo in Steelers' history with a combined 27.5 sacks. Then in 2009 they totaled a combined 23.5 sacks between them and again in 2010 combined for 20.5 sacks.

The linebacker unit as a whole was a key reason behind the 2010 Steelers finishing the regular season first overall in total defense, sacks and against the run, and second against the pass.

Woodley has been a force defensively since he became a starter in 2008. Woodley owns an NFL record for posting two sacks in each of his four postseason games and has 39 sacks in his first four seasons with the Steelers, which ranks as the best start in franchise history. In 2010 Woodley posted his first career interception for a touchdown and finished with 10 sacks, becoming the second player in team history behind Harrison to post at least 10 sacks in three straight years.

In 2006, Butler's linebacking crew helped the Steelers rank second in the AFC and third in the NFL in rushing defense. The unit allowed just 88.3 rushing yards per game and helped the defense to not allow a 100-yard rusher the entire season.

In 2005, Butler's linebackers helped the Steelers lead the AFC and rank fourth in the NFL in total defense. The sack tandem of Joey Porter (10.5) and Clark Haggans (9.0) ranked as the best for a linebacker duo in the entire NFL.

Prior to joining the Browns' staff, Butler spent nine years coaching in the college ranks, beginning his coaching career at his alma mater, Memphis, where he coached linebackers from 1990-97 and also coached defensive ends and special teams (1995-97). He then served as defensive coordinator and linebackers coach at Arkansas State in 1998.

Butler, 54, was selected by the Seattle Seahawks in the second round of the 1978 NFL Draft and played linebacker for 10 seasons (1978-87) with Seattle. He started 132-of-146 games in his career and still ranks second on the club's all-time tackles list with 813. A three-year starter at inside linebacker for Memphis, Butler led the school in tackles his junior and senior seasons. He finished his collegiate career with 384 tackles and seven interceptions. He was named a 1977 Associated Press All-American and played in the 1977 Senior Bowl and Blue-Gray All-Star Game.

Butler was born in Anniston, Ala. He and his wife Janet have three sons—Blake (28), Brandon (26) and Brett (24).



## JAMES DANIEL *Tight Ends Coach*



### Daniel's Coaching Timeline

**1974-1980**  
Enterprise (Ala.) H.S.  
Offensive Line

**1981-1992**  
Auburn  
Offensive Line

**1993-1996**  
New York Giants  
Tight Ends

**1997-2003**  
Atlanta Falcons  
Tight Ends

**2000**  
Atlanta Falcons  
Offensive Line

**2004-2011**  
Pittsburgh Steelers  
Tight Ends

**James Daniel** is in his eighth season with Pittsburgh after remaining with the team following Mike Tomlin's hiring in January, 2007.

Named the Steelers' tight ends coach Jan. 24, 2004, Daniel, 57, spent the previous seven seasons (1997-2003) with the Atlanta Falcons, primarily as the Falcons' tight ends coach except for one year (2000) when he coached the offensive line.

Under Daniel's guidance, Heath Miller has become one of the top tight ends in franchise history. Miller has caught 35 postseason passes for 437 yards (12.5 avg.) with four touchdowns, all team postseason records for a tight end. With a total of 29 career touchdowns, Miller is second on the team's all-time list for touchdowns by a tight end.

In 2010, Miller moved into second place on the Steelers' all-time receiving yardage list for tight ends with 3,233 career receiving yards. Miller broke the team's single-season record for receptions for a tight end in 2009, catching 68 passes. Miller also posted his second career 100-yard receiving game, marking just the 11th 100-yard receiving game by a tight end in team history. Miller was named an offensive co-captain for the first time in his career in 2010, following his 2009 Pro-Bowl season.

In 2007, Daniel groomed a young group of tight ends that finished the season with 11 TDs, which is the most combined TDs of any Steelers' tight end corps.

During his tenure at Atlanta, Daniel was instrumental in the development of Pro Bowl tight end Alge Crumpler, who set a team receptions mark for tight ends in 2002 and 2003 with 44 and 36, respectively. Daniel began his NFL coaching career as the tight ends coach of the New York Giants from 1993-96. However, Daniel's first experience at the pro level occurred through the NFL's Fellowship Program in 1988 with the New Orleans Saints and in 1992 with the Denver Broncos and Head Coach Dan Reeves. He served under Reeves for his first 11 years in the NFL.

Daniel began his coaching career in the college ranks as the offensive line coach at Auburn (1981-92) for Head Coach Pat Dye. During Daniel's 12 years at Auburn, the Tigers appeared in nine postseason bowl games, four of his linemen earned All-America honors and several were selected All-Southeastern Conference.

Prior to Auburn, Daniel coached for seven years at Enterprise (Ala.) High School from 1974-80, during which 11 of his offensive linemen earned college scholarships.

As a collegian, Daniel was a three-year starter and four-year letter winner at Alabama State from 1970-73.

Daniel is married (Myrtis) with no children.

## RANDY FICHTNER *Quarterbacks Coach*



### Fichtner's Coaching Timeline

**1984-1985**

Purdue  
Student Assistant

**1986-1987**

Michigan  
Graduate Assistant

**1988**

Southern California  
Volunteer Coach

**1989**

UNLV  
Tight Ends

**1990-1993**

Memphis  
Wide Receivers/  
Quarterbacks

**1994-1996**

Purdue  
Wide Receivers/  
Recruiting Coordinator

**1997-2000**

Arkansas State  
Offensive Coordinator/  
Quarterbacks

**2001-2006**

Memphis  
Offensive Coordinator/  
Quarterbacks

**2007-2009**

Pittsburgh Steelers  
Wide Receivers

**2010-2011**

Pittsburgh Steelers  
Quarterbacks

**Randy Fichtner** is in his second season coaching the Steelers' quarterbacks after spending three seasons as the team's wide receivers coach. He joined the Steelers after serving the previous six seasons at the University of Memphis. Fichtner was hired by Mike Tomlin on Jan. 29, 2007.

In 2010, Ben Roethlisberger finished a perfect 5-0 against divisional foes and owns a 29-7 record as a starter against AFC North opponents during his career. Roethlisberger had 11 touchdowns to just two interceptions and completed 60.7 percent of his passes for 1,761 yards at Heinz Field, giving him a 100.2 passer rating at Heinz Field. In 2009 the Steelers had two 1,000-yard receivers. Hines Ward posted his club record sixth 1,000-yard receiving season while Santonio Holmes posted his first career 1,000 yard receiving season, leading the team with 1,248 yards on 79 receptions. Rookie Mike Wallace led all AFC rookies with 756 receiving yards and added six touchdowns on the season.

Fichtner's receiving core had an excellent season in 2008 as Ward topped 1,000 yards (1,043) for the fifth time in his career, and Holmes was named MVP of Super Bowl XLIII after catching nine passes for 131 yards (14.6 avg.) including the gamewinning touchdown reception with 35 seconds remaining in the fourth quarter.

Under the tutelage of Fichtner, Ward and Holmes matched their reception total from 2006 (123), while increasing their TD catches from eight in 2006 to 15 in 2007.

Fichtner, who instituted the spread offense at Memphis, was an integral part of the Tiger football team for six years. He was hired in 2001 to serve as the offensive coordinator and quarterbacks coach, and his offense re-wrote the Memphis record book for six seasons.

In 2004, All-American running back in DeAngelo Williams led an offense that finished the year ranked ninth nationally in total offense and 10th in the nation in scoring. Fichtner was a part of unprecedented offensive success at Memphis that also contributed to the Tigers playing in three straight bowl games from 2003-05.

The 2002 squad set a record for total offense with 4,258 yards, and then the 2003 team shattered that mark with 5,779 yards of total offense. In 2004, the Tigers amassed 5,524 yards of total offense to rank second all-time. The 2004 Tigers also set school records in points scored with 430 and in passing touchdowns with 25. Fichtner was no stranger to Memphis when he joined the staff in 2001. He had previously served as an assistant for the Tigers. Prior to his second stint at Memphis, Fichtner spent four years (1997-2000) at Arkansas State University. He arrived in Jonesboro as the quarterback coach in the spring of 1997 and was promoted to offensive coordinator in August of 1997.

During his tenure with the Indians, Fichtner worked with quarterback Cleo Lemon, who set virtually every Arkansas State passing and total offense record.

Prior to joining the staff at Arkansas State, Fichtner spent three years at his alma mater, Purdue, serving as wide receivers coach and recruiting coordinator from 1994-96. The Cleveland, Ohio, native originally went to Memphis in the fall of 1990 and coached the Tiger receivers and quarterbacks for four seasons. During his stay at Memphis, Fichtner worked with St. Louis Rams All-Pro wide receiver Isaac Bruce.

Fichtner, 46, worked as a student assistant and graduate assistant at Purdue (1985-86) and at Michigan (1986-87), before serving as a volunteer coach at Southern California in 1988. He landed his first full-time position in 1989 as the tight ends coach at UNLV and worked for the Rebels for one season before coming to Memphis. Fichtner graduated from Purdue in 1985 with a bachelor's degree in health promotion.

He is married to the former Jennifer Parker of Covington, Tenn., and the couple has three children: a son, Nathaniel Ross (15), and daughters, Shelby Brooke (16) and Kirby Lynn (11).



## AMOS JONES *Assistant Special Teams Coach*



### Jones' Coaching Timeline

#### 1981-1982

Alabama  
Graduate Assistant

#### 1983-1985

Temple  
Tight Ends

#### 1986-1988

Temple  
Defensive Line

#### 1989

Shades Valley H.S. (Ala.)  
Assistant Coach

#### 1990-1991

Alabama  
Special Teams

#### 1992

Pittsburgh  
Kicking Game Coordinator

#### 1993-1994

Eau Gallie High (Fla.)  
Assistant Coach

#### 1995-1996

Tulane  
Linebackers

#### 1997

British Columbia Lions  
(CFL) Assistant Coach

#### 1998

East St. John H.S. (La.)  
Assistant Coach

#### 1999-2002

Cincinnati  
Running Backs/  
Special Teams

#### 2003

James Madison  
Tight Ends/Special Teams

#### 2004-2005

Mississippi State  
Linebackers/  
Special Teams

#### 2006

Mississippi State  
Special Teams/  
Outside Linebackers

#### 2007-2011

Pittsburgh Steelers  
Assistant Special Teams

**Amos Jones** is in his fifth season as the assistant special teams coach for the Steelers after being hired on Jan. 29, 2007.

Jones has been instrumental in the development of rookie wide receiver Emmanuel Sanders, who became a fixture on the Steelers' special teams units in 2010. Sanders was the teams primary kick returner and averaged 25.1 yards per kickoff return, including a long of 48 yards. Additionally, cornerback Anthony Madison led the team in 2010 with 22 special teams tackles while safety Ryan Mundy (15 tackles) and cornerback William Gay (13 tackles) all played major roles in the teams' special units in 2010.

In 2009, Jones coached the Pittsburgh's special teams to set a team kickoff return yardage record of 1,581, topping the previous 1988 record by six yards. Jones coached the Steelers with the NFL's top kick coverage unit during the 2008 season. The units were led by Madison, who led the team with 25 special teams tackles, and rookie Patrick Bailey, who was named the Steelers' Rookie of the Year for his outstanding work on special teams.

Jones, 51, spent the previous three years at Mississippi State as the special teams/linebackers coach (2004-05) and outside linebackers coach (2006). Under Jones' guidance, three linebackers earned Freshman All-SEC recognition and two punters earned all-conference honors.

A coaching veteran with more than 30 years of experience under his belt, Jones arrived at Mississippi State from James Madison University. He spent the 2003 football season as the Dukes' tight ends and special teams coach.

Prior to James Madison, Jones coached the running backs and special teams for four years at the University of Cincinnati (1999-2002). During his stay in the Queen City, Jones' handiwork helped all-American placekicker Jonathan Ruffin earn the Lou Groza Award as the nation's top kicker in 2000. During that same time, his punter, Adam Wulfbeck earned All-Conference USA honors, and he coached a pair of 1,000-yard rushers.

Jones, who has coaching experience on the high school, collegiate and professional levels, coached the linebackers at Tulane University in 1995-96. He spent the 1992 season at the University of Pittsburgh as the kicking game coordinator.

Jones had two stints of duty at his alma mater, the University of Alabama. He worked with the Crimson Tide special teams in 1990-91 under head coach Gene Stallings. In 1990 under his guidance, Alabama had the nation's top-rated percentage placekicker (Philip Doyle). A decade earlier, Jones began his coaching career as a graduate assistant under the legendary Paul "Bear" Bryant from 1981-82.

Between his two assignments in Tuscaloosa, Jones coached the tight ends (1983-85) and then the defensive line (1986-88) (under current Steelers offensive coordinator Bruce Arians) at Temple University from 1983-88, while also coordinating with the Owls' special teams.

Jones worked one season with the British Columbia Lions of the Canadian Football League (1997), helping guide them to a Western Division playoff berth, and has worked in the high school ranks in Alabama, Florida and Louisiana.

A 1982 graduate of Alabama, Jones played safety and running back for Bryant. He was a member of the 1978 and '79 Tide teams that went 23-1 and earned back-to-back SEC titles, national championships and Sugar Bowl crowns. Jones later earned his master's degree from Alabama.

Jones and his wife Stacey, have four children, daughter Samantha (22) and sons Joshua (18), Nathan (10) and Jeremy (7).

## SEAN KUGLER *Offensive Line Coach*



### Kugler's Coaching Timeline

#### 1990-1991

Tampa Bay Vo-Tech H.S.  
Offensive/Defensive Line

#### 1992

Gaither H.S. (Fla.)  
Offensive Line

#### 1993

Texas El Paso (UTEP)  
Graduate Assistant

#### 1994

Texas El Paso (UTEP)  
Tight Ends

#### 1995-2000

Texas El Paso (UTEP)  
Offensive Line

#### 2001-2003

Detroit Lions  
Tight Ends

#### 2004-2005

Detroit Lions  
Assistant Offensive Line/  
Tight Ends/Offensive Line

#### 2006

Boise State  
Assistant Head Coach/  
Offensive Line

#### 2007

Buffalo Bills  
Assistant Offensive Line

#### 2008-2009

Buffalo Bills  
Offensive Line

#### 2010-2011

Pittsburgh Steelers  
Offensive Line

**Sean Kugler** is in his second season with the Steelers. He was hired on January 14, 2010 as the team's offensive line coach.

Despite having a number of injuries to the offensive line in 2010, Kugler's work helped the Steelers average 120.3 rushing yards per game, outrushing 17-of-19 opponents, including the postseason. Kugler was instrumental in the development of Steelers' rookie Maurkice Pouncey. In 2010, Pouncey, who became the first Steelers' rookie lineman to start in his first NFL game since 2000 (Marvel Smith), was selected to the Pro Bowl.

Kugler, who is in his 10th season as an NFL coach, previously served as the offensive line coach for the Buffalo Bills from 2008-09 after joining them in 2007 as the assistant offensive line coach. While there, Kugler coached Jason Peters to consecutive Pro Bowls (2007-08). In 2007, the Bills' offensive line set a team record for allowing just 26 sacks and from 2007 to 2009 paved the way for three consecutive 1,000 yard rushers. Kugler began his NFL coaching career working with both the offensive line and tight ends for the Detroit Lions from 2001-05.

Kugler served as the assistant head coach/offensive line for Boise State in 2006. The Broncos were the only undefeated Division I-A NCAA team, finishing the season with a 13-0 record and a dramatic 43-42 victory over Oklahoma in the Fiesta Bowl. The offensive line opened holes for the sixth-ranked rushing attack in the country as the Broncos averaged 222.8 yards per game and paved the way for RB Ian Johnson who rushed for 1,755 yards to rank second in the nation and led the country with 25 touchdowns. Also at Boise State, Kugler coached future Denver Pro Bowl OT Ryan Clady.

Kugler was a four-year letterwinner at the University of Texas El-Paso (UTEP) from 1984-88. He played one season in the World League of American Football (WLAF) with the Sacramento Surge in 1989. Kugler earned his degree in education at the University of South Florida in 1991 while coaching three years of high school football in Tampa, Fla. from 1990-92. He coached for eight seasons at UTEP, assisting the defensive line as a graduate assistant in 1993 before coaching tight ends (1994) and the offensive line (1995-00).

A native of Lockport, N.Y., Kugler and his wife Patsy have two sons, Robert (18), Patrick (16) and one daughter, Kali (10).



## CARNELL LAKE *Defensive Backs Coach*



### Lake's Coaching Timeline

#### 2009

Philadelphia Eagles  
Training Camp  
Volunteer

#### 2009

UCLA  
Defensive Backs

#### 2010

Green Bay Packers  
Coaching Intern

#### 2011

Pittsburgh Steelers  
Defensive Backs

**Carnell Lake** is in his first season with the Steelers as the team's defensive backs coach. He was hired by the Steelers on March 7th, 2011, after coaching defensive backs one season at his alma mater UCLA in 2009.

Lake, who played safety and cornerback for the Steelers from 1989-98, will enter his first season as an assistant coach in the NFL. After 13 seasons, Lake retired from the NFL in 2001 following two seasons with Jacksonville (1999-00) and one with Baltimore (2001).

Following his retirement from football, Lake worked in a private business before starting his career in coaching as an intern with Green Bay Packers in 2010 and Philadelphia Eagles during their 2009 training camp.

Lake was a second-round draft pick of the Steelers in the 1989 NFL Draft and went on to earn five Pro Bowl trips (four with the Steelers and one with Jacksonville Jaguars). He finished his career with 16 fumble recoveries, which are fourth in team history, and 16 interceptions as a Steeler. In 1997 Lake was awarded AFC Defensive Player of the Year and was later named to the NFL 1990s All-Decade Team.

A three-year starter for the Bruins at outside linebacker, Lake was a first-team all-America selection as a senior (1988) as well as earning the National Football Foundation Hall of Fame Scholar Athlete Award. He was inducted into the UCLA Athletics Hall of Fame in 2000. Lake finished his college career with 45.5 tackles for loss and 25.5 sacks. Those totals are first and fourth in UCLA football history.

Born in Salt Lake City, Utah, Lake moved to California and attended Culver City High (Calif.). He and his wife, Monica, have three children, Siena (15), Quentin (12) and Austin (10). They currently reside in Orange County, California.

## SCOTTIE MONTGOMERY *Wide Receivers Coach*



### Montgomery's Coaching Timeline

**2006-2009**

Duke  
Wide Receivers

**2010-2011**

Pittsburgh Steelers  
Wide Receivers

**Scottie Montgomery** is in his second season with the Steelers as the team's wide receivers coach. He was hired by the Steelers on February 16th, 2010, after coaching wide receivers at his alma mater Duke from 2006-09.

In Montgomery's first season with the Steelers, wide receiver Mike Wallace had a breakout year posting his first career 1,000-yard season as he led all Steelers with 60 receptions, 1,257 receiving yards and 10 receiving touchdowns, all career highs. Wallace led the NFL with seven 100-yard receiving games. Hines Ward became the first receiver in at least 14 different career receiving categories and became the first receiver in team history, and just the fifth player in NFL history, to reach 11,000 career receiving yards.

Under Montgomery's tutelage, Duke had three receivers with more than 50 receptions and 600 receiving yards in 2009. Duke's passing attack gained 3,660 yards (305.0 avg.) and accounted for 24 touchdowns last season.

Montgomery, 32, played wide receiver in the NFL with the Denver Broncos (2000-02) after originally signing with the Carolina Panthers as a rookie free agent in 2000.

Prior to his professional playing career, Montgomery finished among Duke's all-time leading receivers.

A native of Cleveland County, N.C., Montgomery is one of just five two-time MVPs in Duke history. He currently ranks second on the Blue Devils' all-time list in career receptions (171), fourth in receiving yards (2,378) and is one of only three players to lead the program in receiving in three straight seasons (1997-99). Montgomery is one of only two Duke receivers to post three straight seasons with at least 50 receptions and 600 receiving yards.

Montgomery and his wife, Ebony, have one son, Cassius.



## KIRBY WILSON *Running Backs Coach*



### Wilson's Coaching Timeline

**1985**

Pasadena City College  
Wide Receivers

**1989-1990**

L.A. Southwest  
Community College  
Quarterbacks/  
Wide Receivers

**1991**

Southern Illinois  
Linebackers

**1992**

Southern Illinois  
Passing Game Coordinator

**1993-1994**

Wyoming  
Secondary

**1995-1996**

Iowa State  
Running Backs

**1997-1999**

New England Patriots  
Running Backs

**2000**

Washington Redskins  
Running Backs

**2001**

Southern California  
Wide Receivers

**2002-2003**

Tampa Bay Buccaneers  
Running Backs

**2004-2006**

Arizona Cardinals  
Running Backs

**2007-2011**

Pittsburgh Steelers  
Running Backs

**Kirby Wilson** is in his fifth season as the Steelers' running backs coach. Wilson, who was hired on Jan. 29, 2007, came to Pittsburgh with 19 years of coaching experience at both the collegiate and professional levels.

Wilson, 49, carried the momentum into 2010 as Rashard Mendenhall set a career-high 1,273 rushing yards, ranking him seventh in the NFL and marked his second consecutive season with over 1,000 yards on the ground. Mendenhall had three 100-yard games and a career-high 13 rushing touchdowns.

In 2009, Wilson was instrumental in Mendenhall's breakout season as he posted his first career 1,000-yard rushing season with 1,108 yards on the year. He rushed 242 times with a team-high seven rushing touchdowns. In 2007, Wilson helped Willie Parker earn his second consecutive Pro Bowl and led the NFL in rushing through the first 16 weeks before he broke his leg in the second-to-last game of the season.

Prior to the Steelers, Wilson coached the running backs for the Arizona Cardinals (2004-06) after spending two seasons as running backs coach with the Tampa Bay Buccaneers (2002-03).

After one season (2001) as wide receivers coach at Southern California, Wilson then joined head coach Jon Gruden's staff in Tampa Bay in 2002. That season, the trio of running backs Michael Pittman, Aaron Stecker and Pro Bowl fullback Mike Alstott collectively gained over 1,400 rushing yards and helped the Buccaneers to a Super Bowl XXXVII victory over Oakland.

Prior to his stint with the Buccaneers, Wilson spent four years as running backs coach with the New England Patriots (1997-99) and Washington Redskins (2000), tutoring a trio of running backs, including Patriots backs Curtis Martin (1997) and Robert Edwards (1998), and later Redskins running back Stephen Davis (2000). In addition, Wilson honed the skills of Washington fullback Larry Centers, who led his team with 80 pass receptions in 2000. Centers (827 pass receptions) and Keith Byars (610 receptions), whom Wilson coached in New England in 1997, rank one and three in career receptions by a running back in NFL history.

Wilson entered the coaching arena on the staff at Pasadena (CA) City College (1985) as wide receivers coach, and after earning a bachelor of arts degree from Eastern Illinois in 1989, returned to coaching at Los Angeles Southwest Community College (1989-90) as quarterbacks and wide receivers coach. Following two seasons at Southern Illinois as linebackers coach (1991) and secondary coach/passing game coordinator (1992), he joined the staff at Wyoming (1993-94) as secondary coach, helping the Cowboys win the 1993 Western Athletic Conference title and earn an appearance in the Copper Bowl.

Wilson coached running backs at Iowa State from 1995-96. Under his guidance, Troy Davis earned all-America honors and led the nation with over 2,000 yards rushing in both '95 and '96—the only player in NCAA history to reach the 2,000-yard rushing mark in consecutive seasons.

A running back and wide receiver at Pasadena Community College (1979-80) and the University of Illinois (1980-81), Wilson played two seasons in the Canadian Football League as a defensive back and kick returner for the Winnipeg Blue Bombers (1983) and Toronto Argonauts (1984).

Born in Los Angeles, Wilson was on the football and track teams at Dorsey High School in his native Los Angeles. Wilson has five children; sons Kris, Michael and Tyler, and daughters Malia and Savanna.

## HAROLD GOODWIN *Offensive Assistant*



### Goodwin's Coaching Timeline

#### 1995-1996

Michigan  
Student Assistant

#### 1997

Michigan  
Graduate Assistant

#### 1998-1999

Eastern Michigan  
Tight Ends/Offensive Tackles/  
Offensive Line

#### 2000-2003

Central Michigan  
Offensive Line

#### 2003

Central Michigan  
Assistant Head Coach/  
Offensive Line

#### 2004-2006

Chicago Bears  
Assistant Offensive  
Line Coach

#### 2007-2011

Pittsburgh Steelers  
Offensive Assistant

**Harold Goodwin** is in his fifth season with the Steelers as the team's offensive assistant.

In his position, Goodwin helps coach the offensive line and assists the offensive coaching staff with game preparation, video analysis and scouting of opponents.

Goodwin, 37, spent three seasons (2004-06) as the assistant offensive line coach with the Chicago Bears. Prior to joining Chicago, Goodwin was the offensive line coach at Central Michigan from 2000-03, where he worked with future pros Eric Ghiaciuc and Adam Kieft. Goodwin also served as assistant head coach in 2003. He began his coaching career at Eastern Michigan where he spent the 1998 season overseeing tight ends and offensive tackles, and 1999 coaching the team's offensive line.

A native of Columbia, S.C., Goodwin was an offensive lineman at Michigan from 1992-94, and spent the next two years as a student assistant with the Wolverines. He served as a graduate assistant for Michigan when the Wolverines won the national title in 1997 and worked with an offensive line which featured three future pros in Steve Hutchinson, Jon Jansen and Jeff Backus.

Goodwin's brother, Jonathan Goodwin, is an offensive lineman for the New Orleans Saints. Jonathan made the Pro Bowl as a reserve in 2010.

Goodwin graduated from Michigan in 1996 with a degree in management/communications. He and his wife, Monica, have three children, Kylee (12), Miya (10) and Bryson (5).



## JERRY OLSAVSKY *Defensive Assistant*



### Olsavsky's Coaching Timeline

#### 1999

Thomas Jefferson H.S. (Pa.)  
Volunteer

#### 2000

Youngstown Chaney H.S. (Oh.)  
Volunteer

#### 2001

Duquesne University  
Volunteer

#### 2002

North Carolina  
Assistant Strength Coach

#### 2003-2009

Youngstown State  
Linebackers and  
Assistant Coach

#### 2010-2011

Pittsburgh Steelers  
Defensive Assistant

**Jerry Olsavsky** is in his second season as the defensive assistant coach for the Pittsburgh Steelers. In this position, Olsavsky assists in all areas of the defensive staff in their daily operations.

Olsavsky, a 10-year NFL veteran, spent seven seasons coaching linebackers for Youngstown State. Prior to coaching at Youngstown State, Olsavsky spent one year as an assistant strength coach at University of North Carolina, and he also coached at his alma mater Chaney High School in Youngstown and at Duquesne University.

Olsavsky, 43, was drafted by the Steelers in the 10th round of the 1989 NFL Draft and played linebacker with the team from 1989-97. He played in 108 games for the Steelers and made 227 tackles while also excelling on special teams throughout his career. Olsavsky battled back from a career threatening knee injury in 1993 to become a starter at inside linebacker for the Steelers in Super Bowl XXX. In 1995, he was the recipient of the Steelers' Ed Block Courage Award for an outstanding on-field performance despite the obstacles he faced. Olsavsky finished his playing career in 1998 with the Baltimore Ravens.

Playing collegiately at the University of Pittsburgh, Olsavsky was a first team Kodak All-American as a senior in 1988 making 129 tackles. He became the Panthers' first defensive player since 1976 to record more than 100 tackles in three consecutive seasons. He had a team-high 127 tackles his sophomore year. He earned his degree in Information Science in 1990.

Olsavsky, born in Youngstown, Ohio, resides in Pittsburgh with his wife, Rayme, and three children, Joseph (9), Emma (7) and Dominic (5).

## GARRETT GIEMONT *Conditioning Coordinator*



### Giemont's *Coaching Timeline*

#### 1970-1977

Los Angeles Rams  
Training Assistant

#### 1978-1982

Los Angeles Rams  
Assistant Trainer

#### 1983-1989

Los Angeles Rams  
Strength and Cond. Trainer

#### 1990-1991

Los Angeles Rams  
Strength and Cond. Coach

#### 1992-1994

Chicago Cubs  
Director of Physical  
Development

#### 1995-2001

Oakland Raiders  
Strength and Cond. Coach

#### 2002

Oakland Raiders  
Strength and Cond. Coord.

#### 2003-2005

Tampa Bay Buccaneers  
Strength and Cond. Coord.

#### 2007-2011

Pittsburgh Steelers  
Conditioning Coordinator

**Garrett Giemont** is in his fifth season as conditioning coordinator for the Pittsburgh Steelers after being hired on January 31, 2007.

Giemont received the 2008 Strength and Conditioning Coach of the Year/ Super Bowl Achievement Award from the Professional Football Strength and Conditioning Coaches Society.

Giemont, 53, has 28 years of experience in the NFL and was with the Tampa Bay Buccaneers as their strength and conditioning coordinator prior to joining the Steelers. He was with the Buccaneers from 2003-05.

Giemont was named Coach of the Year by The Professional Football Strength and Conditioning Coaches Society after the 2002 season while working for the Oakland Raiders under head coach Bill Callahan. Giemont spent eight seasons as a member of the Raiders staff, including the first seven as strength and conditioning coach and the final season as strength and conditioning coordinator.

Prior to joining the Raiders, Giemont spent three seasons as the Director of Physical Development in Major League Baseball with the Chicago Cubs (1992-94). He originally entered the NFL with the Los Angeles Rams in 1970 as a training assistant and served as the Rams' assistant trainer from 1978-82. From 1983-89, Giemont was the Rams' strength and conditioning trainer and worked as the team's strength and conditioning coach from 1990-91.

Giemont and his wife, Sonya, have two sons, Jackson (5) and Jett (2).



## MARCEL PASTOOR *Conditioning Assistant*



**Marcel Pastoor** is in his eighth season as the Steelers' assistant strength and conditioning coach and his 11th with the team.

Pastoor assists conditioning coordinator Garrett Giemont with the strength and conditioning program.

Pastoor received his undergraduate degree from Virginia Tech in exercise physiology and kinesiology in 2000. He completed his Masters from the University of Pittsburgh, graduating with honors in exercise physiology in 2003.

Prior to joining the Steelers, Pastoor interned with the Washington Redskins in 1998 and was the volunteer assistant strength coach for Radford University from 1999-2001.

Pastoor and his wife Cayce have a daughter, Catelyn Ann. They reside in Pittsburgh.

## RAYMOND JACKSON *Player Development*



**Raymond Jackson** is in his seventh season with the Steelers and eighth in the NFL.

Jackson joined the Steelers to work in the area of player development. His responsibility is to assist players in the area of life skills on and off the field; such as continuing education, internships, investment information and in making a smooth transition to life after football.

Jackson also assists conditioning coordinator Garrett Giemont with the strength and conditioning program for the players.

Prior to joining the Steelers, Jackson worked in player development and the scouting department for the Cleveland Browns. He also assisted Cleveland's special teams coach with breaking down tape.

A former cornerback with the Buffalo Bills (1995-98) and the Cleveland Browns (1999-2001), Jackson began his NFL career as a fifth-round draft choice of the Bills out of Colorado State where he earned his bachelor's degree in social work.

Jackson and his wife Natalie have two children, daughter Alissa (12) and son Raymond Jr. (10). Jackson also has three children, Pashay (22), Evan (18) and Amaya (15).

## KEVIN COLBERT *General Manager*



### Colbert's Scouting Timeline

**1984**

BLESTO  
Scout

**1985-1989**

Miami Dolphins  
College Scout

**1990-1999**

Detroit Lions  
Pro Scouting Director

**2000-2010**

Pittsburgh Steelers  
Director of Football  
Operations

**2011-Present**

Pittsburgh Steelers  
General Manager

**Kevin Colbert** is in his 12th season with the Steelers, and his first year as the team's general manager. A Pittsburgh native, Colbert was named to his position February 15, 2000.

During his 11 seasons with the Steelers, Colbert has helped assemble teams that have won two Super Bowl titles (Super Bowl XL and Super Bowl XLIII), five division championships, made six playoff berths and had seven winning seasons.

Colbert, 54, oversees the personnel area of the team and supervises the scouting staff. Among his duties, he is in charge of administering player acquisitions and transactions, including the NFL Draft, free agent signings and trades, and evaluating pro and college personnel. He also serves as the Steelers' liaison with the NFL office and the other NFL teams on football matters.

Colbert served as the Detroit Lions' pro scouting director from 1990 to 1999. He was responsible for scouting NFL players, the NFL Europe League and the Canadian Football League. He also assisted in the evaluation of college talent.

Prior to joining the Lions, Colbert spent five seasons as a college scout for the Miami Dolphins (1985-89) and one season (1984) with the BLESTO Scouting Service.

Colbert began his career as a coach and has experience in three sports—football, basketball and baseball. He was the backfield coach and recruiting coordinator at Ohio Wesleyan University for three years (1981-83) and in 1984 also served as the school's head baseball coach.

From 1979-81, Colbert was a graduate assistant basketball coach at Robert Morris. He also served as the school's head baseball coach in 1981.

Born and raised in Pittsburgh, Colbert graduated from North Catholic High School and received his bachelor's degree from Robert Morris in 1979. He and his wife, Janis, have three children: Kacie (28), Jennifer (25) and Daniel (22).



## RON HUGHES *College Scouting Coordinator*



**Ron Hughes** is in his ninth year as the Steelers' college scouting coordinator. Named to his position April 30, 2003, Hughes had served as a consultant for the Steelers for two-plus years prior to his appointment.

Hughes, 67, a Charleroi High School and California University of Pennsylvania graduate, spent 17 seasons with the Detroit Lions, serving his last four years as the Lions' vice president of player personnel until his departure prior to the 2001 season. He coordinated and supervised all of the Lions' college and pro scouting in his role as vice president.

After coaching football at the high school level in the Pittsburgh area for 14 years, Hughes began his career in professional football in 1979 as a scout for the BLESTO scouting service. He joined the Lions scouting department in 1983 and was later promoted to director of pro scouting and then to director of player personnel in 1990.

Hughes and his wife Adrienne have three children—sons Ted (43) and Scott (40), and daughter Jennifer (34)—and four grandchildren.

## BRANDON HUNT *Pro Scouting Coordinator*



**Brandon Hunt** is in his second season as the Steelers' pro personnel coordinator after spending two previous years as a pro scout for the Houston Texans. In his current position, Hunt is responsible for scouting Steelers' opponents and evaluating pro players.

Hunt joined the Texans in the summer of 2007 and served as a pro scout for the team until being hired by the Steelers. Prior to joining Houston, Hunt spent the 2005 and 2006 seasons as an intern for the Steelers' scouting department where he helped with both the college and pro scouting, and he was on board when the team won Super Bowl XL to give the franchise its fifth Lombardi Trophy.

Hunt's professional career began as a graduate assistant at Indiana University of Pennsylvania in 2004, and after a year there he was hired by the Steelers to work in their player personnel department.

Hunt attended college at Indiana University of Pennsylvania. There he was a four-year starter at guard and center from 2000-03. He captained the team as a senior and earned first-team All-PSAC and All-Region honors at guard. He earned a Bachelor of Science degree in management information systems in December 2003 and a Master of Business Administration degree in August 2006.

Born in Los Angeles, Hunt was raised in Pittsburgh where he attended Pine-Richland High School and lettered in football and track.

Hunt currently resides in Pittsburgh with his wife Shawnika.

**PHIL KREIDLER** *Pro/College Scout*

**Phil Kreidler** is in his 21st season with the Steelers as a college and pro scout. After spending his first eight years with the team scouting college players, Kreidler was given additional responsibilities of scouting pro teams in 2000.

Kreidler served as a full-time intern in the Steelers' personnel department in 1991-92 and was named to the scouting staff in June 1992.

From 1988-90, Kreidler served as a graduate assistant coach at the University of Cincinnati, where he helped coach the wide receivers and quarterbacks.

Kreidler, 45, attended Furman University, where he played free safety. He was a member of the 1985 1-AA national finalist and Southern Conference champion Paladin squad. He graduated in 1988 with a degree in history.

Kreidler and his wife, Kim, have one son, Jeff (7), and live in Pittsburgh.

**MARK BRUENER** *BLESTO Scout*

**Mark Bruener** is in his first full season as a Steelers' college scout after joining the team in September 2010.

Prior to joining the team, Bruener played tight end with the Steelers for nine seasons (1995-03) after being drafted by Pittsburgh in the first round, 27th overall, of the 1995 NFL Draft. In 1998 Bruener was voted Steelers' Sprint Man of the Year for his dedication to community service. He finished his playing career for the Houston Texans from 2004-08. With 14 seasons in the NFL, Bruener was considered one of the best blocking tight ends in the NFL and saw action in 186 games with 139 starts, boasted 152 receptions for 1,333 yards and 18 TDs. He was a part of five Steelers playoff teams and helped Pittsburgh average 2,142 rushing yards per season over his nine years there.

Bruener, a graduate from University of Washington with a degree in economics, was a three-year starter who finished his career as Washington's school-record holder for catches by a tight end with 90, ranking eighth overall.

Bruener formerly served on the NFL Players Association Executive Committee. Prior to joining the Steelers scouting staff full-time, Bruener spent the 2010 summer interning with the Steelers' scouting department during training camp.

A native of Olympia, Wash., Bruener currently lives in Woodinville, Wash., with his wife, Traci, and two daughters, Allie (13) and Chloe (12), and two sons, Carson (9) and Braydon (7).

**KELVIN FISHER** *College Scout*

**Kelvin Fisher** is in his 12th season as a Steelers' college scout after joining the team in June 2000.

Prior to joining the Steelers, Fisher served one year as the coordinator of academic accountability at his alma mater, Arizona State University. At Arizona State, he was a liaison between student-athletes, coaches, professors and academic counselors.

A four-year starting fullback for Arizona State (1988-91), Fisher graduated in 1992 with a degree in social work. Upon graduation, he signed with the New York Jets as a free agent in 1992.

Fisher worked as a juvenile probation officer in Maricopa County, Ariz., from 1993-96, and with the State Office for Service to Children and Family in Portland, Oregon (1996-99).

A native of Ambridge, Pa., Fisher currently lives in Queen Creek, Ariz., with his wife, Angela, and two children, Kelvin Jr. (18) and Kailie (17).



## MARK GORCAK *College Scout*



**Mark Gorscak** is in his 17th season with the Steelers. This is Gorscak's 14th year as an area scout after spending his first three years as the Steelers' BLESTO scout.

Gorscak previously coached on the high school and college levels for 16 years. His first coaching experience was at Perkiomen (Pa.) Prep School. He followed that with coaching assignments at Western Maryland College, Dickinson College (his alma mater), Gulliver Prep (Fla.) High School and two tenures at Weber State University.

In 1987, between stints at Weber State, he became the first general manager of the Pittsburgh Gladiators in its inaugural season of the Arena Football League.

Additionally, Gorscak has been an athletic administrator at Dickinson and Weber State. He graduated with a degree in psychology from Dickinson and received a master's degree in sports administration from St. Thomas University in Miami, Fla. Gorscak was inducted into the Mid Mon Valley Hall of Fame in 2010.

Gorscak is a native of Donora, Pa., and currently resides in Pittsburgh.

## BRUCE McNORTON *College Scout*



**Bruce McNorton** is in his 12th season as a member of the Steelers' scouting department.

McNorton, who joined the Steelers in May 2000, had previously worked with Kevin Colbert, Director of Football Operations, as a part-time scout with the Detroit Lions.

McNorton, 49, enjoyed a 10-year playing career as a defensive back with the Lions and Miami Dolphins.

A highly successful coach at Pontiac Northern High School in Michigan, McNorton was selected the 1999 Class A District Coach of the Year and led his team to the state quarterfinals.

He has three children, daughters Mykeshia (26) and Britteny (25), and son Bruce Jr. (20).

## BILL NUNN *College Scout*



**Bill Nunn** is in his 44th season in the Steelers' player personnel department where he helps evaluate college talent.

Nunn is one of a select few employees who have rings from each of the Steelers' six Super Bowl championships.

After originally joining the Steelers as a scout in 1968, Nunn was promoted to assistant director of player personnel in 1970. During that period he also served as training camp director. Prior to joining the Steelers Nunn was both the sports editor and managing editor for the Pittsburgh Courier.

In February of 2010 Nunn was inducted into the Black College Football Hall of Fame for his legendary work as a journalist and NFL scout.

Nunn is a graduate of West Virginia State University where he earned a degree in English. During his college career, he captained the only unbeaten basketball team in the nation and was elected to the West Virginia State University Sports Hall of Fame.

Nunn and his wife, Frances, live in Pittsburgh. The Nunn's have one daughter, Lynell Wilson, and a son, William III, and three grandchildren.

**DAVID PETETT** *College/Pro Scout*

**David Petett** is in his eighth year with the Steelers and first as a college/pro scout. Petett served as a BLESTO scout for his first seven seasons after serving as a player personnel intern in 2004.

Prior to joining the Steelers, Petett served as a student assistant at the University of Wisconsin where he assisted with the defensive line and special teams.

Born and raised in Pittsburgh, Petett was a 1997 graduate of Shady Side Academy where he lettered in Football and Baseball. In 2001 Petett graduated from Lehigh University with a degree in Political Science. While attending Lehigh he was a 4 year starter on the defensive line and named an All-American in 2000.

Petett currently resides in Wexford, PA with his fiancé Jaime.

**DAN ROONEY JR.** *College Scout*

**Dan Rooney Jr.** is in his 15th year as a college scout. He is the son of Steelers Chairman Emeritus Dan Rooney and the brother of Steelers' President Art Rooney II.

Rooney graduated from Washington and Jefferson College in 1986 with a degree in business administration. He played football for legendary Head Coach John Luckhart during his enrollment at the college. Rooney was an all-conference safety as a sophomore and a special teams player as a junior and senior. After graduation, Rooney worked under Coach Luckhart as an assistant coach from 1986 to 1990.

In 1991, Rooney spent a season with the NFL Europe League office then located in Dallas, Texas. His primary responsibilities were to Team Dallas, a spare parts team that supplied the league with replacements for injured players.

In 1993 Rooney moved to Durham N.C., where he taught and coached at the high school level. He coached for Gary Merrill at Northern Durham High, one of the state's top high school programs. From 1995-1997, Rooney coached at Leesville Road High in Raleigh N.C.

Rooney and his wife, Dr. Allison Evanoff Rooney, live in Gastonia, N.C. They have two sons, John Patrick (12) and Brendan Charles (9).



## JOE GREENE *Special Assistant/College and Pro Personnel*



**Joe Greene** is in his eighth year as a special assistant for pro and college personnel for the Steelers.

The legendary Hall of Famer returned to the team where he gained a reputation as one of the best defensive tackles in the history of the NFL.

Greene returned in March, 2004, to the Steelers organization for the first time since 1992. He assists in evaluating college and pro players as well as in other scouting activities.

Greene spent the prior eight seasons as the defensive line coach for the Arizona Cardinals.

After a brilliant 13-year NFL playing career (1969-1981), Greene worked briefly as a color analyst for CBS Sports. He returned to the NFL in 1987 as the defensive line coach for the Steelers until 1992. Greene then joined the Miami Dolphins as a defensive line coach for four seasons (1992-1995) before accepting the same position with the Cardinals.

Born in Elgin, Texas, Greene was the Steelers No. 1 draft pick — the first player selected by Hall of Fame Head Coach Chuck Noll—and the fourth player selected overall in the 1969 NFL Draft.

He and his wife, Agnes, have three children—sons Major and Delon, who both played at Greene's alma mater North Texas State, and a daughter, Joquel. The Greene's also have seven grandchildren.

## OMAR KHAN *Director of Business and Administration*



**Omar Khan** is in his 15th season in the NFL and 11th season with the Pittsburgh Steelers. Khan is in his second year as Director of Business and Administration after serving the previous four years as the Football & Business Administration Coordinator. Khan also spent five years as the team's Business Operations Coordinator/Chief Negotiator.

In his current role, Khan is in charge of overseeing many different areas and functions of the organization as well still serving as the team's chief negotiator. Khan works with the day-to-day overall management of the Football Operations Department, including the monitoring and strategic planning of the team's salary cap.

Prior to joining the Steelers, Khan worked with the New Orleans Saints for four years. In 2000, he served as Football Operations/Coaching Assistant where he supervised the overall management and operation of the football program and assisted the offensive coordinator in the day-to-day operations of the offense. From 1998-99, Khan served as New Orleans' Player Personnel Assistant. His duties included negotiating player contracts, monitoring and strategic planning of the salary cap, football administration and government affairs, as well as serving as interim Player Programs Director during the 1998 season. In 1997, Khan was a Scouting/Player Personnel Intern, primarily working with pro scouting and contract research.

Khan joined the Saints after spending the 1996 season as an undergraduate assistant with the Tulane University football program. Khan, a graduate of Tulane, was born in New Orleans, La. He now resides in the South Hills of Pittsburgh.

## BOB MCCARTNEY *Video/Facilities Coordinator*



**Bob McCartney** has had many responsibilities in his 38 years as the Steelers' film and video director. He was named film director in 1973, until the advent of video in 1986 when the NFL went from film to videotape format.

McCartney has been a member of the organization for all six Super Bowl titles.

Prior to taking over the filming operation, McCartney worked in the Steelers' ticket office. He also currently serves as the Steelers' facility coordinator for their headquarters in the UPMC Sports Performance Complex.

McCartney, a Pittsburgh native, attended South Hills Catholic High School. He graduated from Wheeling (W.Va.) Jesuit University in 1972 with a bachelor's degree in English.

Born in Pittsburgh, McCartney and his wife Gail have two children, daughter Kathleen (30) and son Robert (24). The McCartneys live in Pittsburgh.

## JOHN NORWIG *Head Athletic Trainer*



**John Norwig** is in his 21st year as the Steelers' head athletic trainer and his 32nd year in athletic training.

In February of 2008, Norwig was elected President of the Professional Football Athletic Trainers' Society. He also was chosen as a 2008 recipient of the Most Distinguished Athletic Trainer Award from the National Athletic Trainers' Association. The Steelers' athletic training staff was named 2008 Professional Football Athletic Training Staff of the Year by the Professional Football Athletic Training Society (PFATS).

Norwig's career began in 1979 as the athletic trainer at Bellefonte (Pa.) High. Norwig then served six years as assistant athletic trainer and health education instructor at Penn State (1980-85). During that time he assisted the San Francisco 49ers at their 1984 training camp. He then became head athletic trainer at Vanderbilt (1986-91) before joining the Steelers.

Norwig earned a bachelor's degree in health and physical education from Penn State in 1979 and a master's in health education in 1984. He is a member of the American College of Sports Medicine, American Orthopedic Society for Sports Medicine and the National Athletic Trainers Association.

Born in Hanover, Pa., Norwig and his wife Emily have three children, daughter Erin (18), and sons Nicholas (15) and Luke (13). The Norwigs live in the North Hills.



## RYAN GROVE *Assistant Athletic Trainer*



**Ryan Grove** a former athletic training intern for the Steelers, rejoined the team in March 1999 as the club's assistant athletic trainer.

Grove and the rest of the Steelers' athletic training staff were named 2008 Professional Football Athletic Training Staff of the Year by the Professional Football Athletic Training Society (PFATS).

Grove graduated magna cum laude, receiving his bachelor of science degree in athletic training from the University of Pittsburgh in 1993 and a master's degree in athletic training/exercise physiology in 1996.

An Indiana, Pa. native, Grove previously served as an assistant athletic trainer at East Tennessee State University, where he was the head athletic trainer for the school's men's basketball, baseball and tennis teams. He also served as an intern athletic trainer for the Steelers for the 1992-93 seasons and a graduate athletic trainer for the team from 1994-96. In April 1996, Grove worked as the athletic trainer for the Tri-Star Pictures movie Jerry Maguire.

Grove is a member of the Pennsylvania Athletic Trainers' Society, the American College of Sports Medicine and National Athletic Trainers' Association.

Grove and his wife, AnnMarie, reside in Pittsburgh. The couple has one daughter, Samantha Ann (8), and one son, Tyler Ryan (6).

## SONIA GYSLAND *Assistant Athletic Trainer*



**Sonia Gysland** is in her first season as an assistant athletic trainer for the Steelers. Gysland spent last season with the Duke Blue Devils, serving as an assistant athletic trainer for the Duke football team.

Prior to Duke, Gysland completed a graduate assistantship at the University of North Carolina. Gysland also held internships with the Ohio State University football team during their 2009 season and the Pittsburgh Steelers during their 2008 training camp.

Gysland graduated from the University of Wisconsin in 2007 with a bachelor of science degree in kinesiology and earned a master's degree in athletic training from North Carolina in 2009.

## RODGERS FREYVOGEL *Equipment Manager*



**Rodgers Freyvogel** is in his 32nd season with the Steelers and his 15th as the team's equipment manager.

Freyvogel oversees all of the purchasing, fitting, customizing, issuing and reconditioning of the Steelers equipment and uniforms.

Freyvogel joined the Steelers as field manager in 1980 and was responsible for the preparation and maintenance of the Steelers' practice fields, while assisting equipment manager Tony Parisi.

Born in Pittsburgh, Freyvogel grew up on Pittsburgh's North Side, where he attended North Catholic High School. He and his wife, Rebecca, currently live in Warrendale and are the parents of two sons, William [12] and Trevor [10].

## PATRICK NOONE *Field Manager/Assistant Equipment Manager*



**Patrick Noone** is in his second season as the Steelers' field manager/assistant equipment manager and his sixth with the team.


Noone, 27, joined the organization in 2006 as an equipment intern, a position he held for four years before being promoted to his current position.

Noone is responsible for preparing the field for practice and game day, setting up the locker room for both players and coaches, and assisting equipment manager Rodgers Freyvogel in the issuing and reconditioning of the players' equipment and uniforms.

Noone graduated from the University of Pittsburgh in 2007 with a degree in history. While at Pitt, he was a student manager for the Panthers' football team from 2002-05.

Noone is a Pittsburgh native.

2011  
PLAYERS  
Steelers



\*Roster as of August 12, 2011

## WILL ALLEN 5

HEIGHT – 6-1

WEIGHT – 200

COLLEGE – Ohio State

BIRTHDATE – June 17, 1982

BIRTHPLACE – Dayton, Ohio

HOW ACQUIRED – FA-10

NFL EXPERIENCE – 8th year

26



PRO

(98-26/4-0): Signed a three-year contract with the Steelers on March 8, 2010...standout special teams performer and experienced defensive back with versatility to contribute at either safety position...has played in 98 career regular-season games with 26 starts...has seen action in four career playoff games (two with Pittsburgh, two with Tampa Bay)...has totaled 202 career tackles, four interceptions, two fumble recoveries, including one for a touchdown, and seven passes defended...has 74 career tackles, two forced fumbles and three fumble recoveries on special teams in his eight seasons in the NFL...originally entered the league as Tampa Bay's fourth-round selection (111th overall) in the 2004 NFL Draft.

**2010 (14-0/2-0):** Saw action on special teams and in the secondary for 14 games in the regular season...missed two games because of a concussion...finished the regular season with seven tackles...added 12 tackles and one fumble recovery on special teams...saw action on special teams for two postseason contests, but missed the AFC Championship due to a knee injury...had two special teams tackles in the postseason...**9/12 vs. Atlanta:** Made his Steelers debut in the secondary and on special teams...had one special teams tackle...**9/19 at Tennessee:** Saw action on special teams for the second consecutive game...had one special teams tackle...**9/26 at Tampa Bay:** Played in his 85th career game...saw action on special teams and at safety...had four tackles...had one special teams tackle...**10/3 vs. Baltimore:** Played in his 86th career game...saw action on special teams and in the secondary...**10/17 vs. Cleveland:** Played in his fifth consecutive game on special teams and at safety...**10/17 vs. Cleveland:** Played in his sixth consecutive game on special teams...had one special teams tackle...**10/31 at New Orleans:** Saw action on special teams for the seventh consecutive game...**11/8 at Cincinnati:** Saw action on special teams for the eighth consecutive game...played in his 90th career game...had two special teams tackles...**11/14 vs. New England:** Was inactive due to a concussion...**11/21 vs. Oakland:** Was inactive due to

a concussion...**11/28 at Buffalo:** Saw action on special teams...**12/5 at Baltimore:** Saw action on special teams...**12/12 vs. Cincinnati:** Saw action on special teams...had one special teams tackle...**12/19 vs. N.Y. Jets:** Saw action on special teams...had two special teams tackles...**12/23 vs. Carolina:** Saw action on special teams...also saw action in the secondary...had one tackle...had two special teams tackles...recovered his first fumble of the season and third of his career on special teams...**1/2 at Cleveland:** Saw action on special teams and in the secondary...had two tackles...had one special teams tackle...**AFC Divisional Game 1/15 vs. Baltimore:** Saw action on special teams for his third career postseason game (first two were for the Tampa Bay Buccaneers)...had two special teams tackles...**AFC Championship Game 1/23 vs. N.Y. Jets:** Was inactive due to a knee injury...**Super Bowl XLV 2/6 vs. Green Bay:** Saw action on special teams for his fourth career postseason contest.

**2009 (8-2):** Played in eight games with two starts before being placed on the Reserve/Injured List on November 11...**9/13 vs. Dallas:** Posted one tackle in season opener...**9/20 at Buffalo:** Had three stops and one special teams tackle...**9/27 vs. New York Giants:** Made first start of season and led the secondary with a career-high 13 tackles...**10/4 at Washington:** Recorded one tackle...**10/11 at Philadelphia:** Notched two tackles...**10/18 vs. Carolina:** Saw action in the secondary and on special teams...**10/25 vs. New England:** Saw action in the secondary and on special teams...**11/8 vs. Green Bay:** Tallied one tackle.

**2008 (16-0):** Appeared in all 16 contests on the season...named a special teams captain...ranked second on the team with a career-high 21 special teams tackles...totaled 11 tackles on defense, including one tackle for loss and one fumble recovery...**9/13 at New Orleans:** Had one special teams stop in season opener...**9/14 vs. Atlanta:** Appeared on special teams...**9/21 at Chicago:** Had one special teams stop...**9/28 vs. Green Bay:** Notched two special teams tackles...**10/5 at Denver:** Posted one tackle and two special teams stops...**10/12 vs. Carolina:** Tallied two tackles and one special teams tackle...**10/19 vs. Seattle:** Tied for



the team lead with three special teams tackles...**10/26 at Dallas:** Saw action on special teams...**11/2 at Kansas City:** Posted one tackle and two special teams tackles...**11/16 vs. Minnesota:** Finished with three tackles, including one tackle for loss and one forced fumble on special teams...**11/23 at Detroit:** Tallied one tackle, one fumble recovery and two special teams tackles...**11/30 vs. New Orleans:** Led team with three special teams tackles...**12/8 at Carolina:** Posted two special teams tackles...**12/28 vs. Oakland:** Tallied three tackles and two special teams tackles.

**2007 (15-0-1-0):** Played in 15 games...was inactive against St. Louis...also appeared in lone playoff contest...finished the season with 14 tackles...added 15 special teams stops and two fumble recoveries on special teams...**9/9 at Seattle:** Posted one tackle and one special teams tackle...**9/16 vs. New Orleans:** Had one tackle...**9/30 at Carolina:** Notched two tackles in a reserve role...**10/7 at Indianapolis:** Had one special teams tackle...**10/14 vs. Tennessee:** Posted two special teams tackles...**10/21 at Detroit:** Registered one special teams tackle...**10/28 vs. Jacksonville:** Had one special teams tackle...**11/11 vs. St. Louis:** Was inactive...**11/18 at Atlanta:** Totaled two tackles and two special teams tackles...**11/25 vs. Washington:** Recovered one fumble on special teams...**12/2 at New Orleans:** Had two tackles and two special teams tackles...**12/16 vs. Atlanta:** Tied for the team lead with three special teams tackles...**12/23 San Francisco:** Posted two special teams tackles and saw significant action in the secondary...**12/30 vs. Carolina:** Tallied six tackles and one special teams fumble recovery Carolina...**1/6 vs. New York Giants:** Posted two tackles and one special teams stop in the NFC Wild Card game.

**2006 (16-16):** Started all 16 games...ranked sixth on the team with a career-high 83 tackles...finished season with 83 tackles, two passes defended and four special teams tackles...**9/10 vs. Baltimore:** Recorded six tackles in the season opener...**9/17 at Atlanta:** Had six tackles and one special teams tackle...**9/24 vs. Carolina:** Had five tackles, one pass defended and one special teams tackle...**10/8 at New Orleans:** Totaled five tackles, including one tackle for loss and one special teams tackle...**10/15 vs. Cincinnati:** Notched four tackles...**10/22 vs. Philadelphia:** Registered seven tackles...**10/29 at New York Giants:** Had a then season-high eight tackles...**11/13 at Carolina:** Had four tackles...**11/23 at Dallas:** Had a season-high nine tackles...**12/3 at Pittsburgh:** Recorded four tackles...**12/17 at Chicago:** Matched his season-high with nine tackles and one special teams tackle...**12/24**

**at Cleveland:** Recorded three tackles and one pass defended...**12/31 vs. Seattle:** Had eight tackles, including one tackle for loss.

**2005 (13-8-1-0):** Played in 13 games with eight starts...appeared in playoff contest vs. Washington...totaled 51 tackles, three interceptions, three passes defended, two tackles for loss and one fumble recovery...ranked 10th on the team with a then career-high 51 tackles despite missing three contests because of injury...ranked third on the team with three interceptions...ranked eighth on the team with 14 special teams tackles...scored first career touchdown vs. Miami in Week 6, returning a QB Gus Frerotte fumble 33 yards for a score...recorded first career multi-interception game with two interceptions of QB Brett Favre at Green Bay in Week 3...**9/11 at Minnesota:** Led team with a career-high four special teams tackles...saw significant action at free safety...**9/18 vs. Buffalo:** Totaled one tackle in first career start at free safety...had one special teams tackle...**9/25 at Green Bay:** Saw significant action at free safety because of injury to starter S Dexter Jackson...recorded first career multi-interception game, picking off QB Brett Favre twice in the fourth quarter... finished contest with four tackles, two passes defended and two special teams tackles...**10/2 vs. Detroit:** Registered seven tackles starting at free safety...**10/9 at New York Jets:** Started at strong safety because of injury to S Jermaine Phillips...finished with five tackles, including one tackle for loss...**10/16 vs. Miami:** Made second consecutive start at strong safety...scored first career touchdown, returning a third quarter QB Gus Frerotte fumble 33 yards for a touchdown...had three tackles and two special teams tackles...**10/30 at San Francisco:** Totaled a career-high 11 tackles starting at free safety...had two special teams tackles against the 49ers...**11/6 vs. Carolina:** Started at free safety... had five tackles...**11/13 vs. Washington:** Had five tackles before leaving the game in the second half because of a knee sprain...**11/20 at Atlanta:** Was inactive...**11/27 vs. Chicago:** Was inactive...**12/4 at New Orleans:** Was inactive...**12/11:** Returned to action seeing significant time in the secondary and on special teams...had one tackle and one special teams tackle...**1/1 vs. New Orleans:** Posted third interception of the year starting at strong safety...finished regular-season finale against the Saints with eight tackles, one pass defended and one special teams tackle...**1/7 vs. Washington:** Saw action at safety and on special teams in first career playoff game in the NFC Wild Card game...had one special teams tackle.

## Will Allen

**2004 [16-0]:** Played in all 16 games...totaled four tackles, one interception and two passes defended on the season...ranked seventh on the team with eight special teams tackles...had one forced fumble on special teams...**9/12 at Washington:** Saw significant action on special teams in first NFL game...**9/26 at Oakland:** Had two special teams tackles...had one forced fumble on special teams...**10/10 at New Orleans:** Recorded one special teams tackle...**10/18 at St. Louis:** Had one special teams tackle...**11/7 vs. Kansas City:** Saw first career action at strong safety...had two special teams tackles against the Chiefs...**12/5 vs. Atlanta:** Posted one special teams tackle and one pass defended...**12/12 at San Diego:** Saw significant action on defense because of injury to starter S John Howell...recorded first career interception against the Chargers off QB Drew Brees...**12/19 vs. New Orleans:** Totaled one special teams tackle...had two tackles and one pass defended...**1/2 at Arizona:** Matched his season high with two tackles playing safety.

**COLLEGE**

Played in 50 career games with 14 starts...finished his tenure at Ohio State with 136 career tackles, two sacks, 6.5 tackles for losses for a total of 39 yards, two fumble recoveries, two forced fumbles, nine pass deflections and five interceptions...All-American First-Team selection by The NFL Draft Report and the Football Writers Association in 2003...earned 2003 All-Big Ten Conference First-Team honors...majored in communications. **2003:** started all 13 games at strong safety as a senior, ranking second on the team with a career-high 83 tackles (42 solos)...totaled two interceptions, six passes defended, two forced fumbles and one fumble recovery in his final campaign at OSU...**2002:** played in all 13 games, starting one game at nickel back in 2002...finished with 32 tackles (22 solos) and one sack...intercepted two passes and deflected two others...also recovered one fumble...**2001:** played in all 12 games, mostly on special teams in 2001...recorded 14 tackles (13 solos), one sack, one interception and one pass deflection...**2000:** played in all 12 games on special teams as a freshman...totaled seven solo tackles on the season.

**PERSONAL**

In the spring of 2006, developed "Quest for Real Life Success"...Quest is an after school program designed to prepare students for life after high school...formulated

the Will Allen Foundation in May 2008, which performed charitable work in Tampa and in his hometown of Dayton, Ohio...served as a celebrity escort and model in the Fashion Funds the Cure show to benefit the Pediatric Cancer Foundation in 2008 and 2009...took part in three-day seminars at both the Harvard Business School and the Kellogg School of Management at Northwestern University as part of the NFL's Business Management and Entrepreneurial Program in February and March 2008...spoke to students at Turkey Creek Middle School in Plant City about the importance of physical activity and sound nutrition during a Buccaneers and American Heart Association "What Moves U" fitness rally in January 2008...during the "Buccaneers Day of Giving" in December 2007 and December 2008, joined other players by surprising 30 local needy families with Christmas gifts, and then joined them on a shopping spree to a local department store...escorted cancer survivors during the SAKS Fifth Avenue "Key to the Cure" Fashion Show to benefit the H. Lee Moffitt Cancer Center & Research Institute in October 2007...in 2006, was on hand with several teammates to help collect toys for the Metropolitan Ministries annual toy drive by signing autographs at the Metropolitan Ministries Holiday Tent in exchange for the donation of a new, unwrapped toy...visited children in the University Community Hospital Pediatric Care Center to sign Buccaneers pennants for them for the holidays in 2005...in October 2005, teamed up with several teammates, the Home Depot and the United Way of Tampa Bay to landscape the front of Potter Elementary School in Tampa as part of the NFL/United Way Hometown Huddle in an effort to inspire volunteerism throughout the community...joined several teammates at the North Shore Retirement Home in 2004 to sing holiday tunes and pass out Buccaneer pennants...as part of Thanksgiving 2004, stuffed and distributed food baskets at Metropolitan Ministries Holiday Food Tent...made an appearance at the North Tampa Boys & Girls Club with other members of the Buccaneers Rookie Club to run the Gatorade Youth Football Clinic during the 2004 season...has two younger brothers who played college football; Steve is a junior at Army and Chris played at Ball State 2003-2006...attended Wayne (Huber Heights, OH) High School, earning Associated Press Division I All-Ohio, Super Prep All-Midwest and Rivals.com Top 100 honors...also played baseball and ran track...son of Keith and Monica Allen...Full name: Will Allen.



## Allen's 2010 Game-by-Game Statistics

Date	Opponent	GP	GS	T	AT	TOT	Sacks	Yds	Int/Yds	PD	FF	FR
9/12	ATLANTA	1	0	0	0	0	0.0	0.0	0/0	0	0	0
9/19	at Tennessee	1	0	0	0	0	0.0	0.0	0/0	0	0	0
9/26	at Tampa Bay	1	0	3	1	4	0.0	0.0	0/0	0	0	0
10/3	BALTIMORE	1	0	0	0	0	0.0	0.0	0/0	0	0	0
10/17	CLEVELAND	1	0	0	0	0	0.0	0.0	0/0	0	0	0
10/24	at Miami	1	0	0	0	0	0.0	0.0	0/0	0	0	0
10/31	at New Orleans	1	0	0	0	0	0.0	0.0	0/0	0	0	0
11/8	at Cincinnati	1	0	0	0	0	0.0	0.0	0/0	0	0	0
11/14	NEW ENGLAND						INACTIVE					
11/14	OAKLAND						INACTIVE					
11/28	at Buffalo	1	0	0	0	0	0.0	0.0	0/0	0	0	0
12/5	at Baltimore	1	0	0	0	0	0.0	0.0	0/0	0	0	0
12/12	CINCINNATI	1	0	0	0	0	0.0	0.0	0/0	0	0	0
12/19	N.Y. JETS	1	0	0	0	0	0.0	0.0	0/0	0	0	0
12/23	CAROLINA	1	0	0	1	1	0.0	0.0	0/0	0	0	0
1/2	at Cleveland	1	0	1	1	2	0.0	0.0	0/0	0	0	0
<b>SEASON TOTALS</b>		<b>14</b>	<b>0</b>	<b>4</b>	<b>3</b>	<b>7</b>	<b>0.0</b>	<b>0.0</b>	<b>0/0</b>	<b>0</b>	<b>0</b>	<b>0</b>

## POSTSEASON

1/15	BALTIMORE	1	0	0	0	0	0.0	0.0	0/0	0	0	0
1/23	N.Y. JETS						INACTIVE					
2/6	vs. Green Bay	1	0	0	0	0	0.0	0.0	0/0	0	0	0
<b>POSTSEASON TOTALS</b>		<b>2</b>	<b>0</b>	<b>0</b>	<b>0</b>	<b>0</b>	<b>0.0</b>	<b>0.0</b>	<b>0/0</b>	<b>0</b>	<b>0</b>	<b>0</b>

## Allen's 2009 Game-by-Game Statistics

Date	Opponent	GP	GS	T	AT	TOT	Sacks	Yds	Int	PD	FF	FR
9/13	DALLAS	1	0	0	0	0	0.0	0.0	0/0	0	0	0
9/20	at Buffalo	1	0	1	3	4	0.0	0.0	0/0	0	0	0
9/27	NEW YORK GIANTS	1	1	9	1	10	0.0	0.0	0/0	0	0	0
10/4	at Washington	1	1	1	0	1	0.0	0.0	0/0	1	0	0
10/11	at Philadelphia	1	0	2	0	2	0.0	0.0	0/0	0	0	0
10/18	CAROLINA	1	0	0	0	0	0.0	0.0	0/0	0	0	0
10/25	NEW ENGLAND	1	0	0	0	0	0.0	0.0	0/0	0	0	0
11/8	GREEN BAY	1	0	3	0	3	0.0	0.0	0/0	0	0	0
11/15	at Miami						RESERVE/INJURED LIST					
11/22	NEW ORLEANS						RESERVE/INJURED LIST					
11/29	at Atlanta						RESERVE/INJURED LIST					
12/6	at Carolina						RESERVE/INJURED LIST					
12/13	NEW YORK JETS						RESERVE/INJURED LIST					
12/20	at Seattle						RESERVE/INJURED LIST					
12/27	at New Orleans						RESERVE/INJURED LIST					
1/3	ATLANTA						RESERVE/INJURED LIST					
<b>SEASON TOTALS</b>		<b>8</b>	<b>2</b>	<b>16</b>	<b>4</b>	<b>20</b>	<b>0.0</b>	<b>0.0</b>	<b>0/0</b>	<b>1</b>	<b>0</b>	<b>0</b>

## Allen's 2008 Game-by-Game Statistics

Date	Opponent	GP	GS	T	AT	TOT	Sacks	Yds	Int/Yds	PD	FF	FR
9/7	at New Orleans	1	0	1	0	1	0.0	0.0	0/0	0	0	0
9/14	ATLANTA	1	0	0	0	0	0.0	0.0	0/0	0	0	0
9/21	at Chicago	1	0	1	0	1	0.0	0.0	0/0	0	0	0
9/28	GREEN BAY	1	0	2	0	2	0.0	0.0	0/0	0	0	0
10/5	at Denver	1	0	1	0	1	0.0	0.0	0/0	0	0	0
10/12	CAROLINA	1	0	0	1	1	0.0	0.0	0/0	0	0	0
10/19	SEATTLE	1	0	1	0	1	0.0	0.0	0/0	0	0	0
10/26	NEW YORK GIANTS	1	0	0	0	0	0.0	0.0	0/0	0	0	0
11/2	at Kansas City	1	0	3	0	3	0.0	0.0	0/0	0	0	0
11/16	MINNESOTA	1	0	0	1	0	0.0	0.0	0/0	0	1	0
11/23	at Detroit	1	0	1	0	3	0.0	0.0	0/0	0	0	0
11/30	NEW ORLEANS	1	0	1	2	1	0.0	0.0	0/0	0	0	0
12/8	at Carolina	1	0	0	0	2	0.0	0.0	0/0	0	0	0
12/14	at Baltimore	1	0	1	0	0	0.0	0.0	0/0	0	0	0
12/21	SAN DIEGO	1	0	0	0	0	0.0	0.0	0/0	0	0	0
12/28	OAKLAND	1	0	2	1	3	0.0	0.0	0/0	0	0	0
<b>SEASON TOTALS</b>		<b>16</b>	<b>0</b>	<b>14</b>	<b>5</b>	<b>19</b>	<b>0.0</b>	<b>0.0</b>	<b>0/0</b>	<b>0</b>	<b>1</b>	<b>0</b>

## Will Allen

## Allen's 2007 Game-by-Game Statistics

Date	Opponent	GP	GS	T	AT	TOT	Sacks	Yds	Int	PD	FF	FR
9/9	at Seattle	1	0	1	1	2	0.0	0.0	0/0	0	0	0
9/16	NEW ORLEANS	1	0	1	0	1	0.0	0.0	0/0	0	0	0
9/23	ST. LOUIS						INACTIVE					
9/30	at Arizona	1	0	0	0	1	0.0	0.0	0/0	0	0	0
10/7	at Indianapolis	1	0	1	0	0	0.0	0.0	0/0	0	0	0
10/21	at Detroit	1	0	0	0	1	0.0	0.0	0/0	0	0	0
10/28	at Cincinnati	1	0	1	0	0	0.0	0.0	0/0	0	0	0
11/5	BALTIMORE	1	0	0	0	0	0.0	0.0	0/0	0	0	0
11/11	CLEVELAND	1	0	0	0	0	0.0	0.0	0/0	0	0	0
11/18	at Atlanta	1	0	3	0	3	0.0	0.0	0/0	0	0	0
11/26	WASHINGTON	1	0	0	0	0	0.0	0.0	0/0	0	0	0
12/2	at New Orleans	1	0	2	0	2	0.0	0.0	0/0	0	0	0
12/9	at Houston	1	0	0	0	0	0.0	0.0	0/0	0	0	0
12/16	ATLANTA	1	0	3	0	3	0.0	0.0	0/0	0	0	0
12/23	at SAN FRANCISCO	1	0	2	0	2	0.0	0.0	0/0	0	0	0
12/30	CAROLINA	1	0	4	1	5	0.0	0.0	0/0	0	0	0
<b>SEASON TOTALS</b>		<b>15</b>	<b>0</b>	<b>18</b>	<b>2</b>	<b>20</b>	<b>0.0</b>	<b>0.0</b>	<b>0/0</b>	<b>0</b>	<b>0</b>	<b>0</b>

## POSTSEASON

1/6	NEW YORK GIANTS	1	0	0	2	2	0.0	0.0	0/0	0	0	0
<b>POSTSEASON TOTALS</b>		<b>1</b>	<b>0</b>	<b>0</b>	<b>2</b>	<b>2</b>	<b>0.0</b>	<b>0.0</b>	<b>0/0</b>	<b>0</b>	<b>0</b>	<b>0</b>

## Allen's 2006 Game-by-Game Statistics

Date	Opponent	GP	GS	T	AT	TOT	Sacks	Yds	Int	PD	FF	FR
9/20	BALTIMORE	1	1	4	2	6	0.0	0.0	0/0	0	0	0
9/17	at Atlanta	1	1	6	1	7	0.0	0.0	0/0	0	0	0
9/24	CAROLINA	1	1	3	4	7	0.0	0.0	0/0	1	0	0
10/8	at New Orleans	1	1	2	0	2	0.0	0.0	0/0	0	0	0
10/15	CINCINNATI	1	1	2	2	4	0.0	0.0	0/0	0	0	0
10/22	PHILADELPHIA	1	1	5	3	8	0.0	0.0	0/0	0	0	0
10/29	at New York Giants	1	1	3	2	5	0.0	0.0	0/0	0	0	0
11/5	NEW ORLEANS	1	1	1	1	2	0.0	0.0	0/0	0	0	0
11/13	at Carolina	1	1	4	0	4	0.0	0.0	0/0	0	0	0
11/19	WASHINGTON	1	1	2	1	3	0.0	0.0	0/0	0	0	0
11/23	at Dallas	1	1	7	1	8	0.0	0.0	0/0	0	0	0
12/3	at Pittsburgh	1	1	1	1	2	0.0	0.0	0/0	0	0	0
12/10	ATLANTA	1	1	2	0	2	0.0	0.0	0/0	0	0	0
12/17	at Chicago	1	1	7	2	9	0.0	0.0	0/0	0	0	0
12/24	at Cleveland	1	1	2	0	2	0.0	0.0	0/0	0	0	0
12/31	SEATTLE	1	1	5	1	6	0.0	0.0	0/0	0	0	0
<b>SEASON TOTALS</b>		<b>16</b>	<b>16</b>	<b>56</b>	<b>21</b>	<b>77</b>	<b>0.0</b>	<b>0.0</b>	<b>0/0</b>	<b>1</b>	<b>0</b>	<b>0</b>

## Allen's 2005 Game-by-Game Statistics

Date	Opponent	GP	GS	T	AT	TOT	Sacks	Yds	Int	PD	FF	FR
9/11	at Minnesota	1	0	3	0	3	0.0	0.0	0/0	0	0	0
9/18	BUFFALO	1	1	2	0	2	0.0	0.0	0/0	0	0	0
9/25	at Green Bay	1	0	2	2	4	0.0	0.0	2/26	2	0	0
10/2	DETROIT	1	1	6	1	7	0.0	0.0	0/0	1	0	0
10/9	at New York Jets	1	1	3	2	5	0.0	0.0	0/0	0	0	0
10/16	MIAMI	1	1	2	2	4	0.0	0.0	0/0	0	0	0
10/30	at San Francisco	1	1	6	1	7	0.0	0.0	0/0	0	0	0
11/6	CAROLINA	1	1	1	0	1	0.0	0.0	0/0	0	0	0
11/13	WASHINGTON	1	1	1	2	3	0.0	0.0	0/0	0	0	0
11/20	at Atlanta	1	0	0	0	0	0.0	0.0	0/0	0	0	0
11/27	CHICAGO	0	0	0	0	0	0.0	0.0	0/0	0	0	0
12/4	at New Orleans	0	0	0	0	0	0.0	0.0	0/0	0	0	0
12/11	at Carolina	0	0	1	1	2	0.0	0.0	0/0	1	0	0
12/17	at New England	1	0	0	1	1	0.0	0.0	0/0	0	0	0
12/24	ATLANTA	1	0	1	0	1	0.0	0.0	0/0	0	0	0
1/1	NEW ORLEANS	1	1	6	2	8	0.0	0.0	1/0	1	0	0
<b>SEASON TOTALS</b>		<b>13</b>	<b>8</b>	<b>34</b>	<b>14</b>	<b>48</b>	<b>0.0</b>	<b>0.0</b>	<b>3/26</b>	<b>4</b>	<b>0</b>	<b>0</b>



## Allen's 2005 Game-by-Game Statistics (Continued)

## POSTSEASON

Date	Opponent	GP	GS	T	AT	TOT	Sacks	Yds	Int/Yds	PD	FF	FR
1/7	WASHINGTON	1	0	0	0	0	0.0	0.0	0/0	0	0	0
<b>POSTSEASON TOTALS</b>		<b>1</b>	<b>0</b>	<b>0</b>	<b>0</b>	<b>0</b>	<b>0.0</b>	<b>0.0</b>	<b>0/0</b>	<b>0</b>	<b>0</b>	<b>0</b>

## Allen's 2004 Game-by-Game Statistics

Date	Opponent	GP	GS	T	AT	TOT	Sacks	Yds	Int	PD	FF	FR
9/12	at Washington	1	0	0	0	0	0.0	0.0	0/0	0	0	0
9/19	SEATTLE	1	0	0	0	0	0.0	0.0	0/0	0	0	0
9/26	at Oakland	1	0	1	0	1	0.0	0.0	0/0	0	1	0
10/3	Denver	1	0	0	0	0	0.0	0.0	0/0	0	0	0
10/10	at New Orleans	1	0	1	0	1	0.0	0.0	0/0	0	0	0
10/18	at St. Louis	1	0	0	0	1	0.0	0.0	0/0	0	0	0
10/24	CHICAGO	1	0	0	0	0	0.0	0.0	0/0	0	0	0
11/7	KANSAS CITY	1	0	4	0	4	0.0	0.0	0/0	0	0	0
11/14	at Atlanta	1	0	0	0	0	0.0	0.0	0/0	0	0	0
11/21	SAN FRANCISCO	1	0	0	0	0	0.0	0.0	0/0	0	0	0
11/28	at Carolina	1	0	0	0	0	0.0	0.0	0/0	0	0	0
12/5	ATLANTA	1	0	1	0	1	0.0	0.0	0/0	1	0	0
12/12	at San Diego	1	0	1	1	2	0.0	0.0	1/0	1	0	0
12/19	NEW ORLEANS	1	0	0	0	0	0.0	0.0	0/0	0	0	0
12/26	CAROLINA	1	0	1	1	1	0.0	0.0	0/0	0	0	0
1/2	at Arizona	1	0	1	0	1	0.0	0.0	0/0	0	0	0
<b>SEASON TOTALS</b>		<b>16</b>	<b>0</b>	<b>10</b>	<b>2</b>	<b>12</b>	<b>0.0</b>	<b>0.0</b>	<b>1/0</b>	<b>2</b>	<b>1</b>	<b>0</b>

## Allen's Career Statistics

## REGULAR SEASON

Year	Team	GP	GS	T	AT	TOT	Sacks	Yds	Int	PD	FF	FR
2004	Tampa Bay	16	0	10	2	12	0.0	0.0	1/0	2	1	0
2005	Tampa Bay	13	8	34	14	48	0.0	0.0	3/26	4	0	0
2006	Tampa Bay	16	16	56	21	77	0.0	0.0	0/0	1	0	0
2007	Tampa Bay	15	0	18	2	20	0.0	0.0	0/0	0	0	0
2008	Tampa Bay	16	0	14	5	19	0.0	0.0	0/0	0	1	0
2009	Tampa Bay	8	2	16	4	20	0.0	0.0	0/0	1	0	0
2010	Pittsburgh	14	0	4	3	7	0.0	0.0	0/0	0	0	0
<b>NFL Totals</b>		<b>96</b>	<b>26</b>	<b>151</b>	<b>51</b>	<b>202</b>	<b>0.0</b>	<b>0.0</b>	<b>4/26</b>	<b>8</b>	<b>2</b>	<b>0</b>

## POSTSEASON

Year	Team	GP	GS	T	AT	TOT	Sacks	Yds	Int	PD	FF	FR
2005	Tampa Bay	1	0	0	0	0	0.0	0.0	0/0	0	0	0
2007	Tampa Bay	1	0	0	2	2	0.0	0.0	0/0	0	0	0
2010	Pittsburgh	2	0	0	0	0	0.0	0.0	0/0	0	0	0
<b>NFL Totals</b>		<b>4</b>	<b>0</b>	<b>1</b>	<b>0</b>	<b>1</b>	<b>0.0</b>	<b>0.0</b>	<b>0/0</b>	<b>0</b>	<b>0</b>	<b>0</b>

Career Postseason Special Teams Tackles (3): 1 in '06 and 2 in '10.

## BARAKA ATKINS LB

HEIGHT – 6-4

WEIGHT – 271

COLLEGE – Miami (Fla.)

BIRTHDATE – Sept. 28, 1984

BIRTHPLACE – Sarasota, Fla.

HOW ACQUIRED – FA-'10

NFL EXPERIENCE – 4th Year

47

**PRO** (21-0/0-0): Signed to the Steelers' offseason roster

on January 11, 2011...released by the Denver Broncos on September 5, 2010...signed to the Broncos' offseason roster on January 14, 2010...released by the San Francisco 49ers on December 22, 2009...signed by the 49ers on December 9, 2009...released by the Seattle Seahawks on September 5, 2009...placed on the Reserve/Injured List on January 1, 2008 with an ankle injury...originally drafted by the Seahawks in the fourth round (120th overall) of the 2007 NFL Draft...has seen action in 21 career NFL games...has 28 tackles, two sacks and two fumble recoveries.

**2010** (0-0): Was not on an NFL roster.

**2009** (0-0): Signed by the 49ers on December 9, 2009...spent time on the 49ers' active roster, but was inactive for both games...waived by the 49ers on December 22, 2009...was released by the Seahawks after training camp.

**2008** (9-0): Saw action in nine games for the Seahawks...had a career-high 18 tackles, two sacks and one fumble recovery.

**2007** (12-0/0-0): Saw action in 12 games...had 10 tackles, one pass breakup and one fumble recovery...placed on the Reserve/Injured List by the Seahawks on January 1, 2008, missing both of Seattle's post-season contests.

**COLLEGE** Played in 49 career games, starting 45 of them on the defensive

line...finished his career with 175 tackles, 18 sacks and nine pass breakups...forced five fumbles and had three fumble recoveries, including one for a touchdown...majored in business management. **2006:** Started 10 games on the defensive line, earning All-ACC honorable mention honors...had 49 tackles, four sacks, two fumble recoveries and two pass breakups. **2005:** Played in 12 games, starting 11 of them...finished the season with 50 tackles, 2.5 sacks and three pass breakups. **2004:** Started 12 games, switching between defensive end and defensive tackle...All-ACC honorable mention...had 33 tackles, 6.5 sacks and forced two fumbles, one of which was returned for a touchdown. **2003:** Played in 13 games, starting 12 of them as a freshman...earned freshman third-team All-America honors by *The Sporting News*...recorded 43 tackles and five sacks...led the team with three forced fumbles. **2002:** Redshirted.

**PERSONAL** Attended Booker High School (Sarasota, Fla.)...scouted as one the nation's top defensive end prospects...chosen as a member of the Atlanta Journal-Constitution's Super Southern 100 squad...earned first-team Class 5A all-state recognition as a senior, recording 78 tackles, 25 sacks, four forced fumbles and four fumble recoveries...lettered in football, track and basketball...son of Fredd Atkins...father has served in public office in the city of Sarasota, including a stint as mayor...Full name: Baraka Atkins.

## Atkins' Career Statistics

## REGULAR SEASON

Year	Team	GP	GS	T	AT	TOT	Sacks	Yds	Int/Yds	PD	FF	FR
2007	Seattle	12	0	4	6	10	0.0	0.0	0/0	1	0	1
2008	Seattle	9	0	15	3	18	2.0	7.0	0/0	0	0	1
2009	San Francisco	0	0	0	0	0	0.0	0.0	0/0	0	0	0
2010	N/A											
<b>NFL Totals</b>		<b>21</b>	<b>0</b>	<b>19</b>	<b>9</b>	<b>28</b>	<b>2.0</b>	<b>7.0</b>	<b>0/0</b>	<b>1</b>	<b>0</b>	<b>2</b>

## POSTSEASON

Year	Team	GP	GS	T	AT	TOT	Sacks	Yds	Int/Yds	PD	FF	FR
2007	Seattle											
RESERVE/INJURED LIST												
<b>NFL Totals</b>		<b>0</b>	<b>0</b>	<b>0</b>	<b>0</b>	<b>0</b>	<b>0.0</b>	<b>0.0</b>	<b>0/0</b>	<b>0</b>	<b>0</b>	<b>0</b>



## CHARLIE BATCH QB

HEIGHT — 6-2

WEIGHT — 216

COLLEGE — Eastern Michigan

BIRTHDATE — Dec. 5, 1974

BIRTHPLACE — Homestead, Pa.

HOW ACQUIRED — FA-'02

NFL EXPERIENCE — 14th Year

# 16



### PRO

**[75-52/0-0]:** Re-signed a two-year contract with the

Steelers on March, 26, 2010...re-signed with the Steelers on April 14, 2009...was placed on the Reserve/Injured List on August 30, 2008 with a broken collarbone, missing the entire 2008 season...re-signed with the Steelers (three-year contract) on March 14, 2006...re-signed with the Steelers on September 13, 2005...was released by the Steelers on September 10, 2005...re-signed with the Steelers on April 26, 2005...was placed on Reserve/Injured List on August 13, 2004 due to a leg injury and missed the entire 2004 season...re-signed with the Steelers (two-year contract) on March 14, 2003...signed with the Steelers as an unrestricted free agent on June 17, 2002, returning to his hometown, Pittsburgh, after spending the first four years of his career with the Detroit Lions...has started six games for the Steelers in his eight years with the team...signed a one-year contract with the Lions on June 17, 2002...was released by the Lions on June 3, 2002...signed a four-year contract extension with the Lions on September 6, 2000...started 46 of the 48 games he played in with the Lions...has thrown for more than 10,000 yards and 60 touchdowns in his NFL career...originally drafted by the Detroit Lions in the second round (60th overall) of the 1998 NFL Draft.

**2010 [3-2/0-0]:** Played in three games, starting two of them in place of injured QBs Dennis Dixon and Byron Leftwich...finished the season 29-of-49 for 352 yards with three touchdowns and three interceptions for a 76.2 QB rating...tied a career high with three touchdown passes in Week 3 Tampa Bay on September 26...had a career-long 24-yard run in that same game...team was 2-1 in games that Batch played...served as the third quarterback following QB Ben Roethlisberger's return in Week 6...**9/12 vs. Atlanta:** Dressed but did not play in the game...**9/19 at Tennessee:** Saw his first action of the season filling in for injured QB Dennis Dixon...played the final three

quarters of the game...was 5-of-11 for 25 yards...only attempted four passes in the second half, completing two...**9/26 at Tampa Bay:** Made his first start of the 2010 season in place of injured quarterbacks Dennis Dixon and Byron Leftwich...started his fifth career game for the Steelers and first since the 2007 season finale at Baltimore...finished 12-of-17 for 186 yards, three touchdowns and two interceptions...his three touchdown passes gave him 60 for his career...tied a career high for touchdown passes in a game and were the most for him since the 2006 season opener against Miami on Sept. 7 at Heinz Field...threw two touchdowns to WR Mike Wallace (46 and 41 yards)...threw a nine-yard touchdown to WR Hines Ward late in the first half...had a career-long 24-yard run in the second quarter...had his first multi-touchdown game since the 2007 season finale at Baltimore...**10/3 vs. Baltimore:** Started his sixth game for the Steelers (52nd overall)...finished 12-of-21 for 141 yards with one interception...**10/17 vs. Cleveland:** Served as the third quarterback but did not see action in the final 12 regular-season games and the three postseason games.

**2009 [1-0]:** Played in one regular-season game filling in for Ben Roethlisberger...was inactive for the rest of the season after suffering a wrist injury during the Kansas City game...**9/10 vs. Tennessee:** Dressed but did not play as Ben Roethlisberger's backup...**9/20 at Chicago:** Dressed but did not play as Roethlisberger's backup...**9/27 at Cincinnati:** Dressed but did not play as Roethlisberger's backup...**10/4 vs. San Diego:** Dressed but did not play as Roethlisberger's backup...**10/11 at Detroit:** Dressed but did not play as Roethlisberger's backup...**10/18 vs. Cleveland:** Dressed but did not play as Roethlisberger's backup...**10/25 vs. Minnesota:** Dressed but did not play as Roethlisberger's backup...**11/9 at Denver:** Dressed but did not play as Roethlisberger's backup...**11/15 vs. Cincinnati:** Dressed but did not play as Roethlisberger's backup...**11/22 at Kansas**

## Charlie Batch

**City:** Played in his first game of the season and filled in for the injured Roethlisberger in the fourth quarter...completed 1-of-2 passes for 17 yards before leaving with a wrist injury in OT...**11/29 at Baltimore:** Was inactive due to a wrist injury...**12/6 vs. Oakland:** Was inactive due to a wrist injury...**12/10 at Cleveland:** Served as third QB...**12/20 vs. Green Bay:** Served as third QB...**12/27 vs. Baltimore:** Served as third QB...**1/3 at Miami:** Served as third QB.

**2008 (0-0):** Missed the entire season due to a broken collarbone suffered on a rushing attempt in the preseason opener against the Philadelphia Eagles...placed on the Reserve/Injured List on August 30, 2008.

**2007 (7-1/0-0):** Started the season finale against Baltimore in place of Ben Roethlisberger...made six other appearances in relief of Roethlisberger...surpassed 10,000 career passing yards (10,033) with his 218 yards against Baltimore...threw both of his touchdown passes against the Ravens...**9/9 at Cleveland:** Saw action in the fourth quarter, but did not attempt a pass...**9/16 vs. Buffalo:** Replaced Roethlisberger on the last possession of the game and did not attempt a pass...**9/23 vs. San Francisco:** Came in at quarterback for the last possession of the game and took the final kneel...**9/30 at Arizona:** Dressed as Roethlisberger's backup but did not play...**10/7 vs. Seattle:** Replaced Roethlisberger for the last possession of the game and took a knee twice for a loss of one yard, but did not register a pass...**10/21 at Denver:** Dressed as Roethlisberger's backup but did not play...**10/28 at Cincinnati:** Dressed as Roethlisberger's backup but did not play...**11/5 vs. Baltimore:** Relieved Roethlisberger in the third and fourth quarter...connected on one of his five pass attempts for 14 yards and threw one interception...**11/11 vs. Cleveland:** Dressed as Roethlisberger's backup but did not play...**11/18 at New York Jets:** Dressed as Roethlisberger's backup but did not play...**11/26 vs. Miami:** Dressed as Roethlisberger's backup but did not play...**12/2 vs. Cincinnati:** Dressed as Roethlisberger's backup but did not play...**12/9 at New England:** Dressed as Roethlisberger's backup but did not play...**12/16 vs. Jacksonville:** Dressed as Roethlisberger's backup but did not play...**12/20 at St. Louis:** Relieved Roethlisberger on the last pos-

session of the game...**12/30 at Baltimore:** Made his 50th start, while playing in his 70th career game...finished 16-of-31 for 218 yards with two TDs and two interceptions (69.0 passing rating)...eclipsed 10,000 career passing yards (10,033)...**AFC Wild Card Game 1/5 vs. Jacksonville:** Dressed as Roethlisberger's backup but did not play.

**2006 (8-1):** Started the opener for the Steelers in place of the injured Ben Roethlisberger...saw action in a total of eight games, his most in a Pittsburgh uniform...upped his record as a Steelers' starter to 3-0 with the season-opening victory...tossed a career-high-tying three touchdowns in the opener...**9/7 vs. Miami:** Started for the third time as a Steeler, 49th of his career...completed 15-of-25 passes for 209 yards and tied a career high with three touchdowns...finished with a passer rating of 126.5...threw three touchdowns for the first time since 2001 (Nov. 18 at Arizona)...also was his first multi-touchdown game as a Steeler...hooked up with Heath Miller for an 87-yard TD strike, the longest touchdown score at Heinz Field...87-yard TD play was the longest touchdown play for the Steelers since Kordell Stewart hit Bobby Shaw for a 90-yard touchdown (Dec. 16, 2001)...126.5 passer rating was the third-highest in his career (149.6, Oct. 15, 1998 vs. Green Bay; 131.6, Nov. 15 vs. Chicago) and his first 100-plus rating since Oct. 14, 2001, at Minnesota (124.5)...also rushed for 20 yards on seven carries (2.9 avg.), including a 12-yard long run for a first down...**9/18 at Jacksonville:** Dressed as Roethlisberger's backup but did not play...**9/24 vs. Cincinnati:** Dressed as Roethlisberger's backup...**10/8 at San Diego:** Dressed as backup but did not play...**10/15 vs. Kansas City:** Saw action in the fourth quarter...completed his only pass for six yards...**10/22 at Atlanta:** Saw action after Roethlisberger left game with an injury...completed 8-of-13 passes for 195 yards (15.0-yards per attempt) and two TDs for a 145.0 passer rating...hooked up with Hines Ward for two touchdowns, including a 70-yard strike in the third quarter...also connected with Ward for a 17-yard touchdown that tied the game, 38-38, late in the fourth quarter...**10/29 at Oakland:** Dressed as Roethlisberger's backup but did not play...**11/5 vs. Denver:** Dressed but did not play...**11/12 vs. New Orleans:** Dressed



## Charlie Batch

but did not play...**11/19 at Cleveland:** Dressed but did not play...**11/26 at Baltimore:** Saw action on one play and completed a screen pass for 10 yards...**12/3 vs. Tampa Bay:** Played but did not attempt a pass...**12/7 vs. Cleveland:** Saw action late in the fourth quarter but did not throw a pass...**12/17 at Carolina:** Saw action in the fourth quarter...completed 2-of-2 passes for 23 yards with a long of 15...connected with John Kuhn for 15 yards on third-and-nine to set up a Steelers' field goal...**12/24 vs. Baltimore:** Saw action in the fourth quarter...completed 4-of-11 passes for 49 yards with a long of 24...**12/31 at Cincinnati:** Dressed but did not play.

**2005 (4-2/0-0):** Made his first two career starts with the Steelers while playing in four games total...served as the backup to Ben Roethlisberger for the second half of the season after beginning the year as the No. 3 quarterback...finished the year 23-of-36 for 246 yards with one touchdown and one interception for a passer-rating of 81.5...was released the day before the team's season opener versus Tennessee (9/11)...re-signed with the team on Monday, 9/12...**9/18 at Houston:** Served as the team's third quarterback and did not play...**9/25 vs. New England:** Was the team's third quarterback and did not play...**10/10 at San Diego:** Played in the final series after Roethlisberger injured his knee...did not throw a pass...**10/16 vs. Jacksonville:** Dressed as Tommy Maddox's backup but did not play...**10/23 at Cincinnati:** Dressed as Roethlisberger's backup but did not play...**10/31 vs. Baltimore:** Dressed as Roethlisberger's backup but did not play...**11/6 at Green Bay:** Started at quarterback for the first time since 2001...completed 9-of-16 passes for 65 yards and a quarterback rating of 39.8...also had one interception...had eight carries for 14 yards, including a 10-yard scramble for a first down...**11/13 vs. Cleveland:** Started for the second straight game and for the first time as a Steeler in Pittsburgh...completed 13-of-19 passes for 150 yards for a quarterback rating of 92.0...also ran three times for 16 yards (5.3 avg.), including a one-yard touchdown plunge with time running out in the first half...hit Hines Ward late in the second quarter with a 15-yard reception that made Ward the Steelers' all-time reception leader, passing John Stallworth...left the game after the first half

with an injury on his throwing hand...**11/20 at Baltimore:** Did not play due to an injury to his throwing hand...**11/28 at Indianapolis:** Was inactive...**12/4 vs. Cincinnati:** Was the team's designated third quarterback...**12/11 vs. Chicago:** Dressed as Roethlisberger's backup but did not play...**12/18 at Minnesota:** Dressed as backup but did not play...**12/24 at Cleveland:** Saw action in the second half...only pass was a 31-yard touchdown to Quincy Morgan, his 50th career TD pass and first of the season...finished with a perfect passer rating of 158.3...**1/1 vs. Detroit:** Dressed as a backup but did not play...**AFC Wild Card Game 1/8 at Cincinnati:** Dressed as backup but did not play...**AFC Divisional Game 1/15 at Indianapolis:** Dressed as Roethlisberger's backup but did not play...**AFC Championship Game 1/22 at Denver:** Dressed as a backup but did not play...**Super Bowl XL 2/5 vs. Seattle:** Dressed as Roethlisberger's backup but did not play.

**2004 (0-0):** Participated briefly at training camp before he was placed on Reserve/Injured List due to a leg injury and was out for the entire season.

**2003 (3-0):** Served as the Steelers' backup quarterback...**9/7 vs. Baltimore:** Replaced Tommy Maddox in the fourth quarter but did not attempt a pass...**Cleveland 10/5:** Saw his first action in four weeks...replaced Maddox in the fourth quarter...completed 3-of-6 passes for 25 yards...also had one run of 11 yards...**11/30 vs. Cincinnati:** Made his first appearance since Nov. 5 near end of first half for injured Maddox...completed first pass for 22 yards to Plaxico Burress.

**2002 (0-0/0-0):** Entered the 2002 season as the Steelers' third quarterback...served as the third quarterback for all but one regular season game and both postseason contests...**11/24 vs. Cincinnati:** Served as the team's backup quarterback but did not play.

**2001 (10-9):** Fourth year as Lions' starting quarterback...missed the final five games while on the Reserve/Injured List...finished the season with 2,392 yards passing and 12 TDs...set new career single-game highs with 436 yards passing and 36 completions at Arizona on November 18...**9/9 at Green Bay:** Completed 20-of-39 passes for 276 yards...**9/23 at Cleveland:** Did not play...**10/8 vs. St. Louis:** Was

## Charlie Batch

back in action in the second half and completed 11-of-16 passes for 113 yards...**10/14 at Minnesota:** Started and set then career highs in completions (31) and passing yards (345), and tied his career high for touchdown passes with three...**10/21 vs. Tennessee:** Registered second consecutive 300-yard passing game (second of career) and second consecutive game throwing three touchdown passes (fifth of career)...**10/28 vs. Cincinnati:** Completed 20-of-35 passes for 239 yards and two touchdowns...**11/11 vs. Tampa Bay:** Completed 21-of-39 passes for his second 239-yard passing game of the season and a touchdown...**11/18 at Arizona:** Shattered career highs and team records in several passing categories with his first career 400-yard game, including yards (436), attempts (62) and completions (36), and also tied a career high with three touchdown passes...surpassed Bill Munson (8,461) and Milt Plum (8,536) for sixth place on the Lions' all-time career passing yards list (8,684)...**12/2 at Chicago:** Passed the 9,000-yard career passing mark before leaving the game with a separated shoulder... completed 18-of-28 passes for 214 yards.

**2000 (15-15):** Set career highs in almost every major statistical category, including completions (221), pass attempts (412), yards passing (2,489), games played and started (15) and tying his career high with 13 touchdown passes...his 221 completions ranked eighth on the Lions' all-time single-season list and the 412 attempts were sixth-most in Lions' history...got off to a slow start due to fractured tibial plateau (with displacement) in right knee suffered June 5 in non-contact drill during voluntary Silverdome workout...underwent surgery June 12 causing him to miss first three weeks of training camp...in addition to not re-gaining full strength in his right leg following surgery, he also struggled during latter part of the season with bruised ribs suffered at New York Giants (11/19)...**9/10 vs. Washington:** Returned to starting lineup and completed 16-of-31 passes for 194 yards while leading the Lions to a 15-10 victory...**9/17 vs. Tampa Bay:** Had one of the best statistical outings of his career in losing effort, completing 26-of-36 passes for 277 yards, including a 50-yard touchdown pass to Germane Crowell to end the first half...the 26 pass completions and

277 passing yards in that game set then single game career bests...**9/24 at Chicago:** Led team on a clutch 17-play, 91-yard game-clinching fourth-quarter drive...completed 20-of-37 passes for 207 yards and two touchdowns...**10/1 vs. Minnesota:** Eclipsed the 5,000-yard mark in career passing yards in addition to attempting a then career-high 44 passes and scrambling for first rushing TD of the season, which tied the game at 17-17 early in the fourth quarter...**10/8 vs. Green Bay:** Tied career high with three touchdown passes in win...**10/19 at Tampa Bay:** Led Lions to 28-14 victory in a nationally televised Thursday night ESPN game, improving his career record to 4-0 in ESPN games...**10/29 at Indianapolis:** Had best rushing game of season with 62 yards in four carries, including a career-long 19-yard scamper...**11/15 vs. Miami:** Left game in third quarter due to mild concussion...**11/12 vs. Atlanta:** Returned the following week to lead Lions to a win in Gary Moeller's first game as head coach...**11/19 at New York Giants:** Completed passes to career-high nine receivers and tied career high with three touchdown passes in victory at Giants (20-of-32 passes for 225 yards and three TDs), in addition to going over the 6,000-yard mark in career passing yardage...**11/23 vs. New England:** Gave gutsy performance in Thanksgiving Day win, leading club to third straight victory...left game eventually in fourth quarter after taking several shots to his bruised ribs, including a hit while he was diving for a 10-yard TD in the fourth quarter that forced him from the game...completed season-long 59-yard pass to David Sloan on Lions' first play from scrimmage...**11/30 at Minnesota:** Started but lasted only into the first quarter after having ribs re-bruised on early hit...did not practice leading up to games at Green Bay (12/10) and at New York Jets (12/17), but was able to complete both games...**12/24 vs. Chicago:** Started season finale but re-aggravated bruised ribs late in the second quarter, and did not return.

**1999 (11-10/0-0):** Continued to develop as Lions' starting quarterback during first portion of campaign, but was hindered in second half of season with a fracture at the knuckle of his right thumb...played at a very high level as Lions got off to a 6-2 start...led Lions to two consecutive wins to start a season for first time since 1993...completed 25-of-41



## Charlie Batch

attempts for 435 yards and five touchdowns in first two games...began the season by throwing the ball downfield more than in rookie season, as evidenced by his eight TD passes in season's first four games, including scoring tosses of 41, 45, 74 and 41 yards in that span...finished season completing 151-of-270 passes (55.9 percent) for 1,957 yards and a career-high 13 touchdowns...started 10 games, including the first eight games and the last two regular-season contests...**9/12 at Seattle:** Threw three TD passes in first half of season opener to set a career high...was the first Lions' QB to throw three TD passes in the first half of a game since Scott Mitchell (10/6/96 vs. Atlanta)...streak of 145 consecutive completions without an interception was snapped in game at Seattle as well, a streak that spanned more than six complete games...**9/19 vs. Green Bay:** Scrambled for a one-yard fourth quarter TD that gave the Lions the lead...was second rushing TD of career...**10/10 vs. San Diego:** Set then-career high with 21 completions...**10/17 vs. Minnesota:** Left game at halftime with a bruised right triceps muscle, but returned the following two weeks to lead club to consecutive wins...**10/24 at Carolina:** Had solid outing in return from triceps bruise, completing 16-of-27 passes for 210 yards...**11/7 vs. St. Louis:** Was 10-of-20 for 148 yards and a TD in game before leaving the game with a thumb injury...injured his thumb when he hit his hand on Rams' DE Grant Wistrom's helmet while throwing a pass...**11/14 at Arizona:** Was inactive third-stringer and did not play as second-stringer in the following four games...**12/19 at Chicago:** Reappeared on the field during the third quarter and completed 6-of-10 passes for 95 yards, and also scrambled for head-first 12-yard TD run...**12/25 vs. Denver:** Started and recorded 21 completions and 41 attempts...**1/2 at Minnesota:** Started regular-season finale...re-aggravated the thumb injury when he hit his hand against the helmet of Lions' C Eric Beverly while throwing a pass...completed 17-of-24 for 161 yards before leaving with the injury...**NFC Wild Card Game 1/8 at Washington:** Was inactive due to a thumb injury.

**1998 (12-12):** Made first career start Sept. 16, after serving as second-stringer for the season's first two games and started the next 12 outings...season

ended prematurely after suffering a compression fracture in his lower back at San Francisco (12/14) that caused him to miss the final two games of the year...was placed on Reserve/Injured List on Dec. 24 prior to season finale at Baltimore (12/27)...completed 173-of-303 attempts (57.1) for 2,178 yards and 11 TDs in 12 starts as a rookie...also rushed for 229 yards and a TD on 41 carries...ended the season having thrown 136 straight pass attempts without throwing an interception (six games), which tied him with Cleveland's Bernie Kosar (1985) for the longest such streak in NFL history by a rookie...record-tying streak added to another he had earlier in the year of 107 consecutive passes (Games 4-7) without an interception...was particularly effective in the red zone in 1998, completing 15-of-28 passes for 84 yards and five TDs (no INTs) for a 98.8 passer-rating...named NFL Offensive Rookie of the Month for October — was 52-of-87 for 717 yards and five TDs and one interception during the month for a rating of 102.6...completed 62-of-86 attempts (.721) for 822 yards and four TDs in four nationally-televised games...**9/20 at Minnesota:** Made first career start and performed admirably in hostile environment, completing 20-of-40 passes for 160 yards and two interceptions, both of which were desperation heaves at the end of each half...**9/28 vs. Tampa Bay:** Won his first game as an NFL starting QB...**10/4 at Chicago:** Completed first TD pass of his career, a 98-yarder to Johnnie Morton, the longest touchdown pass in the NFL in 1998...completed 16-of-31 passes for career-high 268 yards...**10/15 vs. Green Bay:** Completed 16-of-19 passes (84.2 percent) for 218 yards and two TDs...also tied team record for most consecutive completions (11) — Dave Krieg in 1994 and Gary Danielson in 1980...his 84.2 percent completion rating was the highest single game mark for a rookie since 1960...became the youngest NFL quarterback to complete 11 straight passes in a game since Brett Favre in 1992 (also 23-years-old)...**11/15 vs. Chicago:** Completed 16-of-21 passes for 253 yards and TD — 76.2 percent completion rate was fifth-highest single game mark for a rookie since 1960...was named NFC Offensive Player of the Week...**11/26 vs. Pittsburgh:** Fought a neck strain in the second quarter to finish game...returned to game in third quarter and completed 16-of-23 passes for 236 yards and a TD...was

## Charlie Batch

named as Lions' 1998 Mel Farr Rookie of the Year by teammates following the '98 season.

**COLLEGE** Was a six-year college player who left Eastern Michigan owning virtually every school passing and total offense record...holds EMU's all-time records for total plays (1,179), total offensive yards (7,715), pass attempts (998), pass completions (579), yards passing (7,592) and touchdown passes (53)...earned bachelor's degree in criminal justice. **1997:** Started every game as a senior and set school season records by completing 247-of-434 passes for 3,280 yards (.569) and 23 touchdowns. **1996:** Appeared in the first two games but season was ended prematurely due to leg injury...completed 39-of-65 passes for 518 yards and two touchdowns in limited play that year. **1995:** Received the 1995 James M. "Bingo" Brown Award as a junior, given to the team's Most

Valuable Player...earned All-MAC first team honors... moved into the starting lineup early in '95 campaign, finishing the season with 244 completions in 421 attempts (.580) for 3,177 yards and 21 touchdowns. **1994:** Appeared in first eight games of his collegiate career as a sophomore completing 49-of-78 passes (.628) for 617 yards and seven touchdowns. **1993:** Granted a medical hardship redshirt. **1992:** Did not play under NCAA Proposition 48 rules.

**PERSONAL** Was an All-State third-team and Pittsburgh Press "Fabulous 22" pick as a senior in 1991 at Steel Valley (Homestead, Pa.) High School...lettered three times in football and twice in basketball during high school... established his own foundation, Best of the Batch Foundation, in 2000...hosts Project C.H.U.C.K., an annual youth basketball league in Homestead...is the son of Lynn Settles...Full name: Charles D'Donte Batch.

## Batch's 2010 Game-by-Game Statistics

Date	Opponent	GP	GS	Att	Cmp	Pct	Yds	Yds/Att	TD	Int	Lg	Sk	Lst	Rtg
9/12	ATLANTA	0	0	0	0	0.0	0	0.0	0	0	0	0	0	0.0
9/19	at Tennessee	1	0	11	5	45.5	25	2.3	0	0	15	2	6	52.5
9/19	at Tampa Bay	1	1	17	12	70.6	186	10.9	3	2	46t	0	0	106.5
10/3	BALTIMORE	1	1	21	12	57.1	141	6.7	0	1	34	2	15	57.8
10/17	CLEVELAND						INACTIVE							
10/24	at Miami						INACTIVE							
10/31	at New Orleans						INACTIVE							
11/8	at Cincinnati						INACTIVE							
11/14	NEW ENGLAND						INACTIVE							
11/21	OAKLAND						INACTIVE							
11/28	at Buffalo						INACTIVE							
12/5	at Baltimore						INACTIVE							
12/12	CINCINNATI						INACTIVE							
12/19	N.Y. JETS						INACTIVE							
12/23	CAROLINA						INACTIVE							
1/2	at Cleveland						INACTIVE							
<b>SEASON TOTALS</b>		<b>3</b>	<b>2</b>	<b>49</b>	<b>29</b>	<b>59.2</b>	<b>352</b>	<b>7.2</b>	<b>3</b>	<b>3</b>	<b>46t</b>	<b>4</b>	<b>21</b>	<b>76.2</b>

## POSTSEASON

1/15	BALTIMORE						INACTIVE							
1/23	N.Y. JETS						INACTIVE							
2/6	vs. Green Bay						INACTIVE							
<b>POSTSEASON TOTALS</b>		<b>0</b>	<b>0</b>	<b>0</b>	<b>0</b>	<b>0.0</b>	<b>0</b>	<b>0.0</b>	<b>0</b>	<b>0</b>	<b>0</b>	<b>0</b>	<b>0</b>	<b>0.0</b>

## Batch's 2009 Game-by-Game Statistics

Date	Opponent	GP	GS	Att	Cmp	Pct	Yds	Yds/Att	TD	Int	Lg	Sack	Lost	Rtg
9/10	TENNESSEE						DID NOT PLAY							
9/20	at Chicago						DID NOT PLAY							
9/20	at Cincinnati						DID NOT PLAY							
10/4	SAN DIEGO						DID NOT PLAY							
10/11	at Detroit						DID NOT PLAY							
10/18	CLEVELAND						DID NOT PLAY							
10/25	MINNESOTA						DID NOT PLAY							
11/9	at Denver						DID NOT PLAY							



## Batch's 2009 Game-by-Game Statistics (Continued)

Date	Opponent	GP	GS	Att	Cmp	Pct	Yds	Yds/Att	TD	Int	Lg	Sack	Lost	Rtg
11/15	CINCINNATI						DID NOT PLAY							
11/22	at Kansas City	1	0	2	1	50.0	17	8.5	0	0	17	0	0	79.2
11/29	at Baltimore						INACTIVE							
12/6	DAKLAND						INACTIVE							
12/10	at Cleveland						INACTIVE							
12/20	GREEN BAY						INACTIVE							
12/27	BALTIMORE						INACTIVE							
1/3	at Miami						INACTIVE							
<b>SEASON TOTALS</b>		<b>1</b>	<b>0</b>	<b>2</b>	<b>1</b>	<b>50.0</b>	<b>17</b>	<b>8.5</b>	<b>0</b>	<b>0</b>	<b>17</b>	<b>0</b>	<b>0</b>	<b>79.2</b>

## Batch's 2008 Game-by-Game Statistics

Date	Opponent	GP	GS	Att	Cmp	Pct	Yds	Yds/Att	TD	Int	Lg	Sack	Lost	Rtg
9/7	HOUSTON						RESERVE/INJURED LIST							
9/14	at Cleveland						RESERVE/INJURED LIST							
9/21	at Philadelphia						RESERVE/INJURED LIST							
9/29	BALTIMORE						RESERVE/INJURED LIST							
10/5	at Jacksonville						RESERVE/INJURED LIST							
10/19	at Cincinnati						RESERVE/INJURED LIST							
10/26	NEW YORK GIANTS						RESERVE/INJURED LIST							
11/3	at Washington						RESERVE/INJURED LIST							
11/9	INDIANAPOLIS						RESERVE/INJURED LIST							
11/16	SAN DIEGO						RESERVE/INJURED LIST							
11/20	CINCINNATI						RESERVE/INJURED LIST							
11/30	at New England						RESERVE/INJURED LIST							
12/7	DALLAS						RESERVE/INJURED LIST							
12/14	at Baltimore						RESERVE/INJURED LIST							
12/21	at Tennessee						RESERVE/INJURED LIST							
12/28	CLEVELAND						RESERVE/INJURED LIST							
<b>SEASON TOTALS</b>		<b>0</b>	<b>0</b>	<b>0</b>	<b>0</b>	<b>0.0</b>	<b>0</b>	<b>0.0</b>	<b>0</b>	<b>0</b>	<b>0</b>	<b>0</b>	<b>0</b>	<b>0.0</b>

## POSTSEASON

1/11	SAN DIEGO						RESERVE/INJURED LIST							
1/18	BALTIMORE						RESERVE/INJURED LIST							
2/1	vs. Arizona						RESERVE/INJURED LIST							
<b>POSTSEASON TOTALS</b>		<b>0</b>	<b>0</b>	<b>0</b>	<b>0</b>	<b>0.0</b>	<b>0</b>	<b>0.0</b>	<b>0</b>	<b>0</b>	<b>0</b>	<b>0</b>	<b>0</b>	<b>0.0</b>

## Batch's 2007 Game-by-Game Statistics

Date	Opponent	GP	GS	Att	Cmp	Pct	Yds	TD	Int	Lg	Sack	Lost	Rtg	
9/9	at Cleveland	1	0	0	0	0.0	0	0	0	0	0	0	0.0	
9/16	BUFFALO	1	0	0	0	0.0	0	0	0	0	0	0	0.0	
9/23	SAN FRANCISCO	1	0	0	0	0.0	0	0	0	0	0	0	0.0	
9/30	at Arizona						DID NOT PLAY							
10/7	SEATTLE	1	0	0	0	0.0	0	0	0	0	0	0	0.0	
10/21	at Denver						DID NOT PLAY							
10/28	at Cincinnati						DID NOT PLAY							
11/5	Baltimore	1	0	5	1	20.0	14	0	1	14	0	0	0.0	
11/11	Cleveland						DID NOT PLAY							
11/18	at New York Jets						DID NOT PLAY							
11/26	Miami						DID NOT PLAY							
12/2	Cincinnati						DID NOT PLAY							
12/9	at New England						DID NOT PLAY							
12/16	Jacksonville						DID NOT PLAY							
12/20	at St. Louis	1	0	0	0	0.0	0	0	0	0	0	0	0.0	
12/30	at Baltimore	1	1	31	16	51.6	218	2	2	59	0	0	69.0	
<b>SEASON TOTALS</b>		<b>7</b>	<b>1</b>	<b>36</b>	<b>17</b>	<b>47.2</b>	<b>232</b>	<b>2</b>	<b>3</b>	<b>59</b>	<b>0</b>	<b>0</b>	<b>52.1</b>	

## POSTSEASON

1/5	Jacksonville						DID NOT PLAY							
<b>POSTSEASON TOTALS</b>		<b>0</b>	<b>0</b>	<b>0</b>	<b>0</b>	<b>0.0</b>	<b>0</b>	<b>0</b>	<b>0</b>	<b>—</b>	<b>0</b>	<b>0</b>	<b>0.0</b>	

## Charlie Batch

## Batch's 2006 Game-by-Game Statistics

Date	Opponent	GP	GS	Att	Cmp	Pct	Yds	TD	Int	Lg	Sack	Lost	Rtg
9/7	MIAMI	1	1	25	15	60.0	209	3	0	87t	3	13	126.5
9/18	at Jacksonville						DID NOT PLAY						
9/24	CINCINNATI						DID NOT PLAY						
10/8	at San Diego						DID NOT PLAY						
10/15	KANSAS CITY	1	0	1	1	100.0	6	0	0	6	0	0	91.7
10/22	at Atlanta	1	0	13	8	61.5	195	2	0	70t	0	0	145.0
10/29	at Oakland						DID NOT PLAY						
11/5	DENVER						DID NOT PLAY						
11/12	NEW ORLEANS						DID NOT PLAY						
11/19	at Cleveland						DID NOT PLAY						
11/26	at Baltimore	1	0	1	1	100.0	10	0	0	10	0	0	108.3
12/3	TAMPA BAY	1	0	0	0	-	0	0	0	0	0	0	-
12/7	CLEVELAND	1	0	0	0	-	0	0	0	0	0	0	-
12/17	at Carolina	1	0	2	2	100.0	23	0	0	15	0	0	114.6
12/24	BALTIMORE	1	0	11	4	36.4	49	0	0	24	0	0	50.9
12/31	at Cincinnati						DID NOT PLAY						
<b>SEASON TOTALS</b>		<b>8</b>	<b>1</b>	<b>53</b>	<b>31</b>	<b>58.5</b>	<b>492</b>	<b>5</b>	<b>0</b>	<b>87t</b>	<b>3</b>	<b>13</b>	<b>121.0</b>

## Batch's 2005 Game-by-Game Statistics

Date	Opponent	GP	GS	Att	Cmp	Pct	Yds	TD	Int	Lg	Sack	Lost	Rtg
9/11	TENNESSEE						NOT WITH TEAM						
9/18	at Houston						INACTIVE						
9/25	NEW ENGLAND						INACTIVE						
10/10	at San Diego	1	0	0	0	0.0	0	0	0	—	0	0	0.0
10/16	JACKSONVILLE						DID NOT PLAY						
10/23	at Cincinnati						DID NOT PLAY						
10/31	BALTIMORE						DID NOT PLAY						
11/6	at Green Bay	1	1	16	9	56.3	65	0	1	12	1	6	39.8
11/13	CLEVELAND	1	1	19	13	68.4	150	0	0	43	0	0	92.0
11/20	at Baltimore						INACTIVE						
11/28	at Indianapolis						INACTIVE						
12/4	CINCINNATI						INACTIVE						
12/11	CHICAGO						DID NOT PLAY						
12/18	at Minnesota						DID NOT PLAY						
12/24	at Cleveland	1	0	1	1	100.0	31	1	0	31t	0	0	158.3
1/1	DETROIT						DID NOT PLAY						
<b>SEASON TOTALS</b>		<b>4</b>	<b>2</b>	<b>36</b>	<b>23</b>	<b>63.9</b>	<b>246</b>	<b>1</b>	<b>1</b>	<b>43</b>	<b>1</b>	<b>6</b>	<b>81.5</b>

## POSTSEASON

1/8	at Cincinnati						DID NOT PLAY						
1/15	at Indianapolis						DID NOT PLAY						
1/22	at Denver						DID NOT PLAY						
2/5	vs. Seattle						DID NOT PLAY						
<b>POSTSEASON TOTALS</b>		<b>0</b>	<b>0</b>	<b>0</b>	<b>0</b>	<b>0.0</b>	<b>0</b>	<b>0</b>	<b>0</b>	<b>—</b>	<b>0</b>	<b>0</b>	<b>0.0</b>

## Batch's 2004 Game-by-Game Statistics

9/12	OAKLAND						RESERVE/INJURED LIST						
9/19	at Baltimore						RESERVE/INJURED LIST						
9/26	at Miami						RESERVE/INJURED LIST						
10/3	CINCINNATI						RESERVE/INJURED LIST						
10/10	CLEVELAND						RESERVE/INJURED LIST						
10/17	at Dallas						RESERVE/INJURED LIST						
10/31	NEW ENGLAND						RESERVE/INJURED LIST						
11/7	PHILADELPHIA						RESERVE/INJURED LIST						
11/14	at Cleveland						RESERVE/INJURED LIST						
11/21	at Cincinnati						RESERVE/INJURED LIST						



## Batch's 2004 Game-by-Game Statistics (Continued)

Date	Opponent	GP	GS	Att	Cmp	Pct	Yds	TD	Int	Lg	Sack	Lost	Rtg
11/28	WASHINGTON						RESERVE/INJURED LIST						
12/5	at Jacksonville						RESERVE/INJURED LIST						
12/12	NEW YORK JETS						RESERVE/INJURED LIST						
12/18	at New York Giants						RESERVE/INJURED LIST						
12/26	BALTIMORE						RESERVE/INJURED LIST						
1/2	at Buffalo						RESERVE/INJURED LIST						
<b>SEASON TOTALS</b>		<b>0</b>	<b>0</b>	<b>0</b>	<b>0</b>	<b>0.0</b>	<b>0</b>	<b>0</b>	<b>0</b>	<b>—</b>	<b>0</b>	<b>0</b>	<b>0.0</b>

## POSTSEASON

1/15	NEW YORK JETS						RESERVE/INJURED LIST						
1/23	NEW ENGLAND						RESERVE/INJURED LIST						
<b>POSTSEASON TOTALS</b>		<b>0</b>	<b>0</b>	<b>0</b>	<b>0</b>	<b>0.0</b>	<b>0</b>	<b>0</b>	<b>0</b>	<b>—</b>	<b>0</b>	<b>0</b>	<b>0.0</b>

## Batch's 2003 Game-by-Game Statistics

Date	Opponent	GP	GS	Att	Cmp	Pct	Yds	TD	Int	Lg	Sack	Lost	Rtg
9/7	BALTIMORE	1	0	0	0	0.0	0	0	0	—	0	0	0.0
9/14	at Kansas City						DID NOT PLAY						
9/21	at Cincinnati						DID NOT PLAY						
9/28	TENNESSEE						DID NOT PLAY						
10/5	CLEVELAND	1	0	6	3	50.0	25	0	0	11	0	0	61.1
10/12	at Denver						DID NOT PLAY						
10/26	ST. LOUIS						DID NOT PLAY						
11/2	at Seattle						DID NOT PLAY						
11/9	ARIZONA						DID NOT PLAY						
11/17	at San Francisco						DID NOT PLAY						
11/23	at Cleveland						DID NOT PLAY						
11/30	CINCINNATI	1	0	2	1	50.0	22	0	0	22	1	2	89.6
12/7	OAKLAND						DID NOT PLAY						
12/14	at New York Jets						DID NOT PLAY						
12/21	SAN DIEGO						DID NOT PLAY						
12/28	at Baltimore						DID NOT PLAY						
<b>SEASON TOTALS</b>		<b>3</b>	<b>0</b>	<b>8</b>	<b>4</b>	<b>50.0</b>	<b>47</b>	<b>0</b>	<b>0</b>	<b>22</b>	<b>1</b>	<b>2</b>	<b>68.2</b>

## Batch's 2002 Game-by-Game Statistics

Date	Opponent	GP	GS	Att	Cmp	Pct	Yds	TD	Int	Lg	Sack	Lost	Rtg
9/9	at New England						INACTIVE						
9/15	OAKLAND						INACTIVE						
9/29	CLEVELAND						INACTIVE						
10/6	at New Orleans						INACTIVE						
10/13	at Cincinnati						INACTIVE						
10/21	INDIANAPOLIS						INACTIVE						
10/27	at Baltimore						INACTIVE						
11/3	at Cleveland						INACTIVE						
11/10	ATLANTA						INACTIVE						
11/17	at Tennessee						INACTIVE						
11/24	CINCINNATI						DID NOT PLAY						
12/1	at Jacksonville						INACTIVE						
12/8	HOUSTON						INACTIVE						
12/15	CAROLINA						INACTIVE						
12/23	at Tampa Bay						INACTIVE						
12/29	BALTIMORE						INACTIVE						
<b>SEASON TOTALS</b>		<b>0</b>	<b>0</b>	<b>0</b>	<b>0</b>	<b>0.0</b>	<b>0</b>	<b>0</b>	<b>0</b>	<b>—</b>	<b>0</b>	<b>0</b>	<b>0.0</b>

## POSTSEASON

1/5	CLEVELAND						INACTIVE						
1/11	at Tennessee						INACTIVE						
<b>POSTSEASON TOTALS</b>		<b>0</b>	<b>0</b>	<b>0</b>	<b>0</b>	<b>0.0</b>	<b>0</b>	<b>0</b>	<b>0</b>	<b>—</b>	<b>0</b>	<b>0</b>	<b>0.0</b>

## Charlie Batch

## Batch's 2001 Game-by-Game Statistics

Date	Opponent	GP	GS	Att	Cmp	Pct	Yds	TD	Int	Lg	Sack	Lost	Rtg
9/9	at Green Bay	1	1	39	20	51.3	276	0	2	42	7	44	52.9
9/23	at Cleveland	DID NOT PLAY											
10/8	ST. LOUIS	1	0	16	11	68.8	113	0	1	25	3	16	62.8
10/14	at Minnesota	1	1	41	31	75.6	345	3	0	26	4	17	124.5
10/21	TENNESSEE	1	1	42	25	59.5	338	3	1	46	4	16	99.1
10/28	CINCINNATI	1	1	35	20	57.1	239	2	2	27	4	24	73.4
11/4	at San Francisco	1	1	20	8	40.0	74	0	0	22	2	8	50.8
11/11	TAMPA BAY	1	1	39	21	53.8	239	1	2	36	5	21	59.7
11/18	at Arizona	1	1	62	36	58.1	436	3	3	76	1	7	75.7
11/22	GREEN BAY	1	1	19	8	42.1	118	0	1	42	1	7	41.1
12/2	at Chicago	1	1	28	18	64.3	214	0	0	56	2	16	87.5
12/9	at Tampa Bay	RESERVE/INJURED LIST											
12/16	MINNESOTA	RESERVE/INJURED LIST											
12/23	at Pittsburgh	RESERVE/INJURED LIST											
12/30	CHICAGO	RESERVE/INJURED LIST											
1/6	DALLAS	RESERVE/INJURED LIST											
SEASON TOTALS		10	9	341	198	58.1	2,392	12	12	76	33	176	76.8

## Batch's 2000 Game-by-Game Statistics

Date	Opponent	GP	GS	Att	Cmp	Pct	Yds	TD	Int	Lg	Sack	Lost	Rtg
9/3	at New Orleans	INACTIVE											
9/10	WASHINGTON	1	1	31	16	51.6	194	0	2	27	2	12	44.3
9/17	TAMPA BAY	1	1	36	26	72.2	277	1	2	50	7	51	80.4
9/24	at Chicago	1	1	37	20	54.1	207	2	1	36	3	13	77.2
10/1	MINNESOTA	1	1	44	25	56.8	239	1	1	24	2	13	70.2
10/8	GREEN BAY	1	1	26	13	50.0	199	3	1	42	3	20	98.1
10/19	at Tampa Bay	1	1	31	13	41.9	144	0	0	33	7	37	56.4
10/29	at Indianapolis	1	1	39	18	46.2	190	1	2	30	3	16	48.0
11/5	MIAMI	1	1	16	8	50.0	95	0	0	24	3	8	68.5
11/12	ATLANTA	1	1	27	12	44.4	128	0	1	29	2	13	43.4
11/19	at New York Giants	1	1	32	20	62.5	225	3	1	32	1	6	101.7
11/23	NEW ENGLAND	1	1	24	16	66.7	194	1	0	59	2	15	105.2
11/30	at Minnesota	1	1	3	2	66.7	16	0	0	12	0	0	79.9
12/10	at Green Bay	1	1	33	17	51.5	190	0	3	39	0	0	31.1
12/17	at New York Jets	1	1	18	8	44.4	110	0	1	32	5	32	41.4
12/24	CHICAGO	1	1	15	7	46.7	81	1	0	19	1	6	85.7
SEASON TOTALS		15	15	412	221	53.6	2,489	13	15	59	41	242	67.3

## Batch's 1999 Game-by-Game Statistics

Date	Opponent	GP	GS	Att	Cmp	Pct	Yds	TD	Int	Lg	Sack	Lost	Rtg
9/12	at Seattle	1	1	26	16	61.5	216	3	1	41	5	14	110.4
9/19	GREEN BAY	1	1	16	9	56.3	219	2	2	74	4	23	101.0
9/26	at Kansas City	1	1	34	16	47.1	213	2	2	31	4	20	62.5
10/10	SAN DIEGO	1	1	38	21	55.3	230	1	1	41	6	38	71.2
10/17	MINNESOTA	1	1	16	9	56.3	70	0	0	12	1	1	67.2
10/24	at Carolina	1	1	27	16	59.3	210	2	1	27	0	0	93.1
10/31	TAMPA BAY	1	1	19	10	52.6	128	0	0	30	3	19	74.0
11/7	ST. LOUIS	1	1	20	10	50.0	148	1	0	42	3	12	91.3
11/14	at Arizona	INACTIVE											
11/21	at Green Bay	DID NOT PLAY											
11/25	CHICAGO	DID NOT PLAY											
12/5	WASHINGTON	DID NOT PLAY											
12/12	at Tampa Bay	DID NOT PLAY											
12/19	at Chicago	1	0	10	6	60.0	95	0	0	45	2	14	91.7
12/25	DENVER	1	1	40	21	52.5	267	1	0	27	5	25	82.0
1/2	at Minnesota	1	1	24	17	70.8	161	1	0	29	3	20	103.0
SEASON TOTALS		11	10	270	151	55.9	1957	13	7	—	0	0	84.1



## Charlie Batch

## Batch's 1999 Game-by-Game Statistics (Continued)

## POSTSEASON

Date	Opponent	GP	GS	Att	Cmp	Pct	Yds	TD	Int	Lg	Sack	Lost	Rtg
1/8	at Washington												
INACTIVE													
POSTSEASON TOTALS		0	0	0	0	0.0	0	0	0	—	0	0	0.0

## Batch's 1998 Game-by-Game Statistics

Date	Opponent	GP	GS	Att	Cmp	Pct	Yds	TD	Int	Lg	Sack	Lost	Rtg
9/6	at Green Bay												
DID NOT PLAY													
9/13	CINCINNATI												
DID NOT PLAY													
9/20	at Minnesota	1	1	40	20	50.0	160	0	2	17	5	18	39.6
9/28	TAMPA BAY	1	1	23	14	60.9	115	0	0	21	1	7	73.6
10/4	at Chicago	1	1	31	16	51.6	268	2	0	98t	4	22	102.6
10/15	GREEN BAY	1	1	19	16	84.2	218	2	0	68t	3	19	149.6
10/25	MINNESOTA	1	1	37	20	54.0	231	1	1	33	4	17	70.9
11/1	ARIZONA	1	1	17	10	58.8	71	0	3	15	4	24	28.9
11/8	at Philadelphia	1	1	27	14	51.9	146	0	0	30	5	35	67.6
11/15	CHICAGO	1	1	21	16	76.2	253	1	0	30	1	7	131.6
11/22	at Tampa Bay	1	1	23	14	60.9	195	2	0	53t	1	7	117.1
11/26	PITTSBURGH	1	1	23	16	69.6	236	1	0	36	3	23	117.3
12/6	at Jacksonville	1	1	33	14	42.4	250	2	0	45	5	38	89.2
12/14	at San Francisco	1	1	9	3	33.3	35	0	0	16	1	5	46.1
INACTIVE													
12/20	ATLANTA												
RESERVE/INJURED LIST													
12/27	at Baltimore												
SEASON TOTALS		12	12	303	173	57.1	2,178	11	6	98t	37	222	83.5

## Batch's Career Statistics

## REGULAR SEASON

## PASSING

Year	Team	GP	GS	Att	Cmp	Pct	Yds	Yds/Att	TD	Int	Lg	Sack	Lost	Rtg
1998	Detroit	12	12	303	173	57.1	2,178	7.2	11	6	98t	37	222	83.5
1999	Detroit	11	10	270	151	55.9	1,957	7.2	13	7	74t	36	186	84.1
2000	Detroit	15	15	412	221	53.6	2,489	6.0	13	15	59	41	242	67.3
2001	Detroit	10	9	341	198	58.1	2,392	7.0	12	12	76	33	176	76.8
2002	Pittsburgh	0	0	0	0	0.0	0	0.0	0	0	—	0	0	0.0
2003	Pittsburgh	3	0	8	4	50.0	47	5.9	0	0	22	1	2	68.2
2004	Pittsburgh	0	0	0	0	0.0	0	0.0	0	0	—	0	0	0.0
2005	Pittsburgh	4	2	36	23	63.9	246	6.8	1	1	43	1	6	81.5
2006	Pittsburgh	8	1	53	31	58.5	492	9.3	5	0	87t	3	13	121.0
2007	Pittsburgh	7	1	36	17	47.2	232	6.4	2	3	59	0	0	52.1
2008	Pittsburgh	0	0	0	0	0.0	0	0.0	0	0	0	0	0	0.0
2009	Pittsburgh	1	0	2	1	50.0	17	8.5	0	0	17	0	0	0.0
2010	Pittsburgh	3	2	49	29	59.2	352	7.2	3	3	46t	4	21	79.2
NFL Totals		74	52	1510	848	56.1	10,402	6.9	60	47	98t	156	868	77.9
Steelers Totals		26	6	184	105	57.1	1,386	7.6	11	7	87t	9	42	85.1

## POSTSEASON

Year	Team	GP	GS	Att	Cmp	Pct	Yds	Yds/Att	TD	Int	Lg	Sack	Lost	Rtg
2010	Pittsburgh	0	0	0	0	0.0	0	0.0	0	0	0	0	0	0.0
NFL Totals		0	0	0	0	0.0	0	0.0	0	0	0	0	0	0.0

Career Record as a Starter 23-29 (.440); 5-7 (.417) in 1998; 6-4 (.600) in '99; 8-7 (.533) in '00; 0-9 (.000) in '01; 0-0 (.000) in '02; 0-0 (.000) in '03; 0-0 (.000) in '06; 2-0 (1.000) in '05; 1-0 (1.000) in '06; 0-1 (.000) in '07; 0-0 (.000) in '08; 0-0 (.000) in '09 and 1-1 (.500) in '10.

## Charlie Batch

## RUSHING

Year	Team	Att	Yds	Avg	Lg	TD
1998	Detroit	41	229	5.6	17	1
1999	Detroit	28	87	3.1	12	2
2000	Detroit	44	199	4.5	19	2
2001	Detroit	12	45	3.8	12	0
2002	Pittsburgh	0	0	0.0	0	0
2003	Pittsburgh	1	11	11.0	11	0
2004	Pittsburgh	0	0	0.0	0	0
2005	Pittsburgh	11	30	2.7	15	1
2006	Pittsburgh	13	15	1.2	12	0
2007	Pittsburgh	12	-7	-0.6	0	0
2008	Pittsburgh	0	0	0.0	0	0
2009	Pittsburgh	0	0	0.0	0	0
2010	Pittsburgh	7	30	4.3	24	0
<b>NFL Totals</b>		<b>169</b>	<b>639</b>	<b>3.8</b>	<b>24</b>	<b>1</b>
<b>Steelers Totals</b>		<b>25</b>	<b>49</b>	<b>2.0</b>	<b>24</b>	<b>1</b>

## Batch's Single-Game Highs

## REGULAR SEASON

Pass Attempts	62	(11/18/01 at Arizona)
Completions	36	(11/18/01 at Arizona)
Completion Percentage	84.2	(10/15/98 vs. Green Bay)
Yards Passing	436	(11/18/01 at Arizona)
Longest Completion	98t	(10/4/98 at Chicago)
TD Passes	3	(7 times, Last: 9/7/06 vs. Miami)
Rushing Attempts	8	(4 times, Last: 12/10/00 at Green Bay)
Yards Rushing	63	(9/20/98 at Minnesota)
Longest Run	24	(9/26/10 at Tampa Bay)
TDs Rushing	1	(6 times, Last: 11/13/05 vs. Cleveland)

## ARNAZ BATTLE WR

HEIGHT — 6-1

WEIGHT — 208

COLLEGE — Notre Dame

BIRTHDATE — Feb. 22, 1980

BIRTHPLACE — Dallas, Texas

HOW ACQUIRED — FA-'10

NFL EXPERIENCE — 9th Year

81



## PRO

(103-38/3-0): Signed a three-year contract with the Steelers on March 8, 2010...has 178 career receptions for 2,150 yards and 11 touchdowns...has 52 career special teams tackles...originally drafted by the San Francisco 49ers in the sixth round (197th overall) in the 2003 NFL Draft.

**2010 (15-0/3-0):** Played in 15 regular-season games, seeing action on special teams and occasionally at WR...missed one game due to a shoulder injury...finished the regular season with 15 special teams tackles, which tied him for fourth on the team...saw action on special teams for all three postseason contests, tallying four special teams tackles...**9/12 vs. Atlanta:** Made his Steelers' debut seeing action on special teams...did not catch a pass...**9/19 at Tennessee:** Played in his second game of the season seeing action on special teams...had one special teams tackle...**9/26 at Tampa Bay:** Played in his third consecutive game seeing action on special teams...had one special teams tackle...**10/3 vs. Baltimore:** Saw action on special teams and at wide receiver...had one special teams tackle...**10/17 vs. Cleveland:** Saw action on special teams...**10/24 at Miami:** Saw action on special teams...had one special teams tackle...**10/31 at New Orleans:** Played in his 95th career game, seeing action on special teams...**11/8 at Cin-**

**cinnati:** Saw action on special teams...had one special teams tackle...**11/14 vs. New England:** Saw action on special teams and at wide receiver...had one special teams tackle...**11/21 vs. Oakland:** Saw action on special teams...had one special teams tackle...**11/28 at Buffalo:** Played in 99th career game, seeing action on special teams...**12/5 at Baltimore:** Played in his 100th career game, seeing action on special teams...had one special teams tackle...**12/12 vs. Cincinnati:** Saw action on special teams...had two special teams tackles...**12/19 vs. N.Y. Jets:** Saw action on special teams...had one special teams tackle...**12/23 vs. Carolina:** Was inactive due to a shoulder injury...**1/2 at Cleveland:** Saw action on special teams...had three special teams tackles...**AFC Divisional Game 1/15 vs. Baltimore:** Saw action on special teams in his first career postseason game...had one special teams tackle...**AFC Championship Game 1/23 vs. N.Y. Jets:** Saw action on special teams...had three special teams tackles...**Super Bowl XLV 2/6 vs. Green Bay:** Saw action on special teams and at WR.

**2009 (15-0):** Continued to be one of the 49ers' most dynamic players...had five receptions for 40 yards, returned three kickoffs for 68 yards and 21 punt returns for 61 yards...also had 12 special teams tackles...**9/13 at Arizona:** Had a season-high two catches for a season-high 22 yards...**9/20 vs. Seat-**



## Arnaz Battle

**tle:** Had one catch for one yard...**9/27 at Minnesota:** Had zero receptions...**10/4 vs. St. Louis:** Had one catch for eight yards...returned three punts for three yards...**10/11 vs. Atlanta:** Had one reception for nine yards...returned one punt for two yards...**10/25 at Houston:** Had zero receptions...returned one punt for zero yards...**11/1 at Indianapolis:** Had zero receptions...**11/8 vs. Tennessee:** Had zero receptions...**11/12 vs. Chicago:** Had zero receptions...returned two kickoffs for 50 yards...**11/22 at Green Bay:** Had zero receptions...returned one kickoff for 18 yards...**11/29 vs. Jacksonville:** Was Inactive...**12/6 at Seattle:** Had zero receptions...returned five punts for minus three yards...**12/14 vs. Arizona:** Had zero catches...returned three punts for nine yards...**12/20 at Philadelphia:** Had zero receptions...returned two punts for minus one yard...**12/27 vs. Detroit:** Had zero catches...returned one punt for 10 yards...**1/3 at St. Louis:** Had zero receptions...returned five punts for a season-high 41 yards, including a season-best 18 yard return.

**2008 (9-0):** Played in nine games...was inactive for the final four games of the season...had 24 receptions for 318 yards...had first career 100-yard receiving game at New Orleans in Week 4 (9/28)...placed on Reserve/Injured List on December 13, 2008 with a foot injury...**9/7 vs. Arizona:** Had one catch for 16 yards...**9/14 at Seattle:** Had four catches for 44 yards...**9/21 vs. Detroit:** Had three catches for 22 yards...**9/28 at New Orleans:** Had his first 100-yard receiving game of his career...finished the game with seven catches for 120 yards...**10/5 vs. New England:** Had one catch for 9 yards...**10/12 vs. Philadelphia:** Had three catches for 39 yards...**10/19 at New York Giants:** Had two catches for 42 yards...**10/26 vs. Seattle:** Had three catches for 26 yards...**11/10 at Arizona:** Was inactive...**11/16 vs. St. Louis:** Was inactive...**11/23 at Dallas:** Was inactive...**11/30 at Buffalo:** Was inactive...**12/7 vs. New York Jets:** Dressed but did not have any receptions...**12/13:** Placed on Reserve/Injured List.

**2007 (16-15):** Played in all 16 games starting 15 of them...had 50 catches for a team-high 600 yards...set a career high in TD receptions (5) and total TDs (6)...scored his first career rushing TD in the season opener against Arizona (9/10)...caught a 57-yard TD at Arizona in Week 11, which was the 49ers' longest play from scrimmage in 2007...**9/10 vs. Arizona:** Had five catches for 60 yards...scored his first career rushing TD with a one-yard end around in the fourth quarter...**9/16 at St. Louis:** Had two catches for 17 yards...**9/23 at**

**Pittsburgh:** Had two catches for 27 yards...**9/30 vs. Seattle:** Had three catches for 19 yards...**10/7 vs. Baltimore:** Had three catches for 36 yards including a 21-yard TD reception...**10/21 at New York Giants:** Had a season-high six catches for 57 yards including a 17-yard TD reception...**10/28 vs. New Orleans:** Had three catches for 20 yards...**11/4 at Atlanta:** Had four catches for 35 yards...**11/12 at Seattle:** Had four catches for 78 yards...**11/18 vs. St. Louis:** Had six catches for a season-high 86 yards...**11/25 at Arizona:** Had one catch for a 57-yard touchdown pass...it was the longest play from scrimmage for the 49ers' in the 2007 season...**12/2 at Carolina:** Had four catches for 51 yards including a 20-yard TD reception...**12/9 vs. Minnesota:** Had two catches for 13 yards including an eight-yard TD reception...**12/15 vs. Cincinnati:** Had two catches for 23 yards...**12/23 vs. Tampa Bay:** Had zero receptions...**12/30 at Cleveland:** Had three catches for 19 yards.

**2006 (16-15):** Ranked second on the team with career highs in receptions (59) and receiving yards (686)...had three TD receptions...was the only receiver in the NFL with 40-or-more catches and zero dropped passes...caught two TDs against Oakland in Week 5 for his first career game with multi-TDs...**9/10 at Arizona:** Had two catches for 17 yards...**9/17 vs. St. Louis:** Had three catches for 78 yards...**9/24 vs. Philadelphia:** Had three catches for 28 yards...**10/1 at Kansas City:** Had three catches for 34 yards...**10/8 vs. Oakland:** Had four catches for 37 yards including a pair of TD receptions...had a multi-TD game for the first time in career...**10/15 vs. San Diego:** Had five catches for 39 yards...**10/29 at Chicago:** Had three catches for 35 yards...**11/5 vs. Minnesota:** Had one catch for 18 yards...**11/12 at Detroit:** Had six catches for 55 yards...**11/19 vs. Seattle:** Had five catches for 47 yards including a 23-yard TD reception...**11/26 at St. Louis:** Had three catches for 36 yards...**12/3 at New Orleans:** Had four receptions for 43 yards...**12/10 vs. Green Bay:** Had one catch for 11 yards...**12/14 at Seattle:** Had five catches for a season-high 97 yards...**12/24 vs. Arizona:** Had a season-high seven catches for 55 yards...**12/30 at Denver:** Had four catches for 56 yards.

**2005 (10-8):** Had 32 receptions for 363 yards and three TDs...had first career TD against St. Louis in Week 1...completed his first two career passes in Week 1...missed six games because of a knee injury...**9/11 vs. St. Louis:** Had five catches for 59 yards including a 21-yarder for his first career TD reception...**9/18 at Philadelphia:** Had four catches

## Arnaz Battle

for 44 yards...**9/25 vs. Dallas:** Had six catches for 68 yards including a 15-yard TD reception...**10/2 at Arizona:** Was inactive...**10/9 vs. Indianapolis:** Played but had zero receptions...**10/23 at Washington:** Was inactive...**10/30 vs. Tampa Bay:** Was inactive...**11/6 vs. New York Giants:** Had two catches for 17 yards...**11/13 at Chicago:** Played but had zero receptions...**11/20 at Seattle:** Had one catch for 11 yards...**11/27 at Tennessee:** Had a season-high seven catches for 75 yards and a TD...**12/4 vs. Arizona:** Was inactive...**12/11 at Seattle:** Was inactive...**12/18 at Jacksonville:** Was inactive...**12/24 at St. Louis:** Had four catches for 37 yards...**1/1 vs. Houston:** Had three catches for 52 yards.

**2004 (10-8):** Had 32 receptions for 363 yards and three TDs...had first career TD against St. Louis in Week 1...completed his first two career passes in Week 1...missed six games because of a knee injury...**9/11 vs. St. Louis:** Had five catches for 59 yards including a 21-yarder for his first career TD reception...**9/18 at Philadelphia:** Had four catches for 44 yards...**9/25 vs. Dallas:** Had six catches for 68 yards including a 15-yard TD reception...**10/2 at Arizona:** Was inactive...**10/9 vs. Indianapolis:** Played but had zero receptions...**10/23 at Washington:** Was inactive...**10/30 vs. Tampa Bay:** Was inactive...**11/6 vs. New York Giants:** Had two catches for 17 yards...**11/13 at Chicago:** Played but had zero receptions...**11/20 at Seattle:** Had one catch for 11 yards...**11/27 at Tennessee:** Had a season-high seven catches for 75 yards and a TD...**12/4 vs. Arizona:** Was inactive...**12/11 at Seattle:** Was inactive...**12/18 at Jacksonville:** Was inactive...**12/24 at St. Louis:** Had four catches for 37 yards...**1/1 vs. Houston:** Had three catches for 52 yards.

**2003 (8-0):** Played in eight games mainly on special teams...had eight tackles and two fumble recoveries...had five kickoff returns for 88 yards...had two rushing attempts for 14 yards...was inactive for five games...placed on the Reserve/Injured List on December 11 with a toe injury...**9/7 vs. Chicago:** Was inactive...**9/14**

**at St. Louis:** Had one special teams tackle...**9/21 vs. Cleveland:** Had one special teams tackle...**9/28 at Minnesota:** Had one special teams tackle...**10/5 vs. Detroit:** Had one special teams tackle...**10/12 at Seattle:** Had one special teams tackle...**10/19 vs. Tampa Bay:** Had one special teams tackle...**10/26 at Arizona:** Had one special teams tackle...**11/2 vs. St. Louis:** Was inactive...**11/17 vs. Pittsburgh:** Had one special teams tackle...**11/23 at Green Bay:** Was inactive...**11/30 at Baltimore:** Was inactive...**12/7 vs. Arizona:** Was inactive...**12/10:** Placed on the Reserve/Injured List with a toe injury.

### COLLEGE

Had 53 catches for 742 yards and five touchdowns for the Notre Dame Fighting Irish...had 62 carries for 314 yards and one touchdown...was an All-American honorable mention and first-team All-Independent selection by the NFL Draft Report following senior season at Notre Dame...saw time at QB and completed 30 of 69 passes for 438 yards and two TDs...posted academic honors while maintaining a 3.2 grade point average at Notre Dame...majored in sociology and computer applications. **2000:** Played in two games...had 13 completions for 173 yards and two touchdowns...had 26 rushes for 157 yards. **2001:** Played in six games...had one completion for 17 yards...had three rushes for eight yards...had five catches for 40 yards. **2002:** Played in all 13 games...had one completion for 30 yards...had 58 catches for 786 yards and five touchdowns.

### PERSONAL

Prepped at C.E. Byrd High School (Shreveport, La.)...finished with 5,137 total yards and rushed for 49 career touchdowns...threw for 28 touchdowns...scored on a kickoff return...Parade all-American and was rated 39th-best player nationally by the Sporting News and 52nd-best player by the Chicago Sun-Times...a USA Today honorable mention all-America and third-team all-South QB by Fox Sports South...his father, Ron, played football at North Texas and then as a tight end for two seasons with the St. Louis Rams...Full name: Arnaz Jerome Battle.



## Arnaz Battle

## Battle's 2010 Game-by-Game Statistics

Date	Opponent	GP	GS	RECEIVING					RUSHING				
				Rec	Yds	Avg	Lg	TD	No	Yds	Avg	Lg	TD
9/12	ATLANTA	1	0	0	0	0.0	0	0	0	0	0.0	0	0
9/19	at Tennessee	1	0	0	0	0.0	0	0	0	0	0.0	0	0
9/26	at Tampa Bay	1	0	0	0	0.0	0	0	0	0	0.0	0	0
10/3	BALTIMORE	1	0	0	0	0.0	0	0	0	0	0.0	0	0
10/17	CLEVELAND	1	0	0	0	0.0	0	0	0	0	0.0	0	0
10/24	at Miami	1	0	0	0	0.0	0	0	0	0	0.0	0	0
10/31	at New Orleans	1	0	0	0	0.0	0	0	0	0	0.0	0	0
11/8	at Cincinnati	1	0	0	0	0.0	0	0	0	0	0.0	0	0
11/14	NEW ENGLAND	1	0	0	0	0.0	0	0	0	0	0.0	0	0
11/21	OAKLAND	1	0	0	0	0.0	0	0	0	0	0.0	0	0
11/28	at Buffalo	1	0	0	0	0.0	0	0	0	0	0.0	0	0
12/5	at Baltimore	1	0	0	0	0.0	0	0	0	0	0.0	0	0
12/12	CINCINNATI	1	0	0	0	0.0	0	0	0	0	0.0	0	0
12/19	N.Y. JETS	1	0	0	0	0.0	0	0	0	0	0.0	0	0
12/23	CAROLINA												
1/2	at Cleveland	1	0	0	0	0.0	0	0	0	0	0.0	0	0
<b>SEASON TOTALS</b>		<b>15</b>	<b>0</b>	<b>0</b>	<b>0</b>	<b>0.0</b>	<b>0</b>	<b>0</b>	<b>0</b>	<b>0</b>	<b>0.0</b>	<b>0</b>	<b>0</b>

## POSTSEASON

1/15	BALTIMORE	1	0	0	0	0.0	0	0	0	0	0.0	0	0
1/23	N.Y. JETS	1	0	0	0	0.0	0	0	0	0	0.0	0	0
2/6	vs. Green Bay	1	0	0	0	0.0	0	0	0	0	0.0	0	0
<b>POSTSEASON TOTALS</b>		<b>3</b>	<b>0</b>	<b>0</b>	<b>0</b>	<b>0.0</b>	<b>0</b>	<b>0</b>	<b>0</b>	<b>0</b>	<b>0.0</b>	<b>0</b>	<b>0</b>

## Battle's 2009 Game-by-Game Statistics

Date	Opponent	GP	GS	RECEIVING					RUSHING				
				Rec	Yds	Avg	Lg	TD	Att	Yds	Avg	Lg	TD
9/13	at Arizona	1	0	2	22	11.0	12	0	0	0	0.0	0	0
9/20	SEATTLE	1	0	1	1	1.0	1	0	0	0	0.0	0	0
9/27	at Minnesota	1	0	0	0	0.0	0	0	0	0	0.0	0	0
10/4	ST. LOUIS	1	0	1	8	8.0	8	0	0	0	0.0	0	0
10/11	ATLANTA	1	0	1	9	9.0	9	0	0	0	0.0	0	0
10/25	at Houston	1	0	0	0	0.0	0	0	0	0	0.0	0	0
11/1	at Indianapolis	1	0	0	0	0.0	0	0	0	0	0.0	0	0
11/8	TENNESSEE	1	0	0	0	0.0	0	0	0	0	0.0	0	0
11/12	CHICAGO	1	0	0	0	0.0	0	0	0	0	0.0	0	0
11/22	at Green Bay	1	0	0	0	0.0	0	0	0	0	0.0	0	0
11/29	JACKSONVILLE												
12/6	at Seattle	1	0	0	0	0.0	0	0	0	0	0.0	0	0
12/14	ARIZONA	1	0	0	0	0.0	0	0	0	0	0.0	0	0
12/20	at Philadelphia	1	0	0	0	0.0	0	0	0	0	0.0	0	0
12/27	DETROIT	1	0	0	0	0.0	0	0	0	0	0.0	0	0
1/3	at St. Louis	1	0	0	0	0.0	0	0	0	0	0.0	0	0
<b>SEASON TOTALS</b>		<b>15</b>	<b>0</b>	<b>5</b>	<b>40</b>	<b>8.0</b>	<b>12</b>	<b>0</b>	<b>0</b>	<b>0</b>	<b>0.0</b>	<b>0</b>	<b>0</b>

## PUNT RETURNS

Date	Opponent	No	FC	PUNT RETURNS				KICKOFF RETURNS				
				Yds	Avg	Lg	TD	No	Yds	Avg	Lg	TD
9/13	at Arizona	0	0	0	0.0	0	0	0	0	0.0	0	0
9/20	SEATTLE	0	0	0	0.0	0	0	0	0	0.0	0	0
9/27	at Minnesota	0	0	0	0.0	0	0	0	0	0.0	0	0
10/4	ST. LOUIS	3	2	3	1.0	3	0	0	0	0.0	0	0
10/11	ATLANTA	1	1	2	2.0	2	0	0	0	0.0	0	0
10/25	at Houston	1	2	0	0.0	0	0	0	0	0.0	0	0
11/1	at Indianapolis	0	0	0	0.0	0	0	0	0	0.0	0	0
11/8	TENNESSEE	0	0	0	0.0	0	0	0	0	0.0	0	0
11/12	CHICAGO	0	0	0	0.0	0	0	2	50	25.0	26	0
11/22	at Green Bay	0	0	0	0.0	0	0	1	18	18.0	18	0
11/29	JACKSONVILLE											
12/6	at Seattle	5	2	-3	-0.6	8	0	0	0	0.0	0	0
12/14	ARIZONA	3	1	9	3.0	6	0	0	0	0.0	0	0
12/20	at Philadelphia	2	0	-1	-0.5	2	0	0	0	0.0	0	0
12/27	DETROIT	1	1	10	10.0	10	0	0	0	0.0	0	0

## Arnaz Battle

### Battle's 2009 Game-by-Game Statistics (Continued)

Date	Opponent	No	FC	PUNT RETURNS				TD	KICKOFF RETURNS				
				Yds	Avg	Lg	No		Yds	Avg	Lg	TD	
1/3	at St. Louis	5	1	41	8.2	18	0	0	0	0.0	0	0	
<b>SEASON TOTALS</b>		<b>21</b>	<b>10</b>	<b>61</b>	<b>2.9</b>	<b>18</b>	<b>0</b>	<b>3</b>	<b>68</b>	<b>22.7</b>	<b>26</b>	<b>0</b>	

### Battle's 2008 Game-by-Game Statistics

Date	Opponent	GP	GS	RECEIVING					TD	RUSHING				
				Rec	Yds	Avg	Lg	No		Yds	Avg	Lg	TD	
9/7	ARIZONA	1	0	1	16	16.0	16	0	0	0	0.0	0	0	
9/14	at Seattle	1	0	4	44	11.0	14	0	0	0	0.0	0	0	
9/21	DETROIT	1	0	3	22	6.3	9	0	1	18	18.0	18	0	
9/28	at New Orleans	1	0	7	120	13.5	36	0	0	0	0.0	0	0	
10/5	NEW ENGLAND	1	0	1	9	9.0	9	0	0	0	0.0	0	0	
10/12	PHILADELPHIA	1	0	3	39	13.0	26	0	0	0	0.0	0	0	
10/19	at New York Giants	1	0	2	42	21.0	21	0	0	0	0.0	0	0	
10/26	SEATTLE	1	0	3	26	8.8	12	0	0	0	0.0	0	0	
11/10	at Arizona	INACTIVE												
11/16	ST. LOUIS	INACTIVE												
11/23	at Dallas	INACTIVE												
11/30	at Buffalo	INACTIVE												
12/7	NEW YORK JETS	1	0	0	0	0.0	0	0	0	0	0.0	0	0	
<b>SEASON TOTALS</b>		<b>9</b>	<b>0</b>	<b>24</b>	<b>318</b>	<b>13.3</b>	<b>36</b>	<b>0</b>	<b>1</b>	<b>18</b>	<b>18.0</b>	<b>18</b>	<b>0</b>	

### Battle's 2007 Game-by-Game Statistics

Date	Opponent	GP	GS	RECEIVING					TD	RUSHING				
				Rec	Yds	Avg	Lg	No		Yds	Avg	Lg	TD	
9/10	ARIZONA	1	1	5	60	12.0	22	0	1	1	1.0	1	1	
9/16	at Seattle	1	1	2	17	8.5	9	0	0	0	0.0	0	0	
9/23	at Pittsburgh	1	1	2	27	13.5	16	0	1	8	8.0	8	0	
9/30	SEATTLE	1	1	3	19	6.3	7	0	0	0	0.0	0	0	
10/7	BALTIMORE	1	1	3	36	12.0	23t	1	0	0	0.0	0	0	
10/21	at New York Giants	1	1	6	57	9.5	17t	1	0	0	0.0	0	0	
10/28	NEW ORLEANS	1	1	3	20	6.7	9	0	0	0	0.0	0	0	
11/4	at Atlanta	1	1	4	35	8.8	13	0	0	0	0.0	0	0	
11/12	at Seattle	1	1	4	78	19.5	45	0	1	-2	-2.0	-2	0	
11/18	ST. LOUIS	1	1	6	86	14.3	27	0	0	0	0.0	0	0	
11/25	at Arizona	1	1	1	57	57.0	57t	1	0	0	0.0	0	0	
12/2	at Carolina	1	1	4	51	12.8	20t	1	1	-3	-3.0	-3	0	
12/9	MINNESOTA	1	0	2	13	6.5	8	1	0	0	0.0	0	0	
12/15	CINCINNATI	1	1	2	23	11.5	17	0	0	0	0.0	0	0	
12/23	TAMPA BAY	1	1	0	0	0.0	0	0	0	0	0.0	0	0	
12/30	at Cleveland	1	1	3	19	6.3	10	0	0	0	0.0	0	0	
<b>SEASON TOTALS</b>		<b>16</b>	<b>15</b>	<b>50</b>	<b>600</b>	<b>12.0</b>	<b>57t</b>	<b>5</b>	<b>4</b>	<b>4</b>	<b>1.0</b>	<b>8</b>	<b>1</b>	

### Battle's 2006 Game-by-Game Statistics

Date	Opponent	GP	GS	RECEIVING					TD	RUSHING				
				Rec	Yds	Avg	Lg	No		Yds	Avg	Lg	TD	
9/10	at Arizona	1	1	2	17	8.5	12	0	0	0	0.0	0	0	
9/17	ST. LOUIS	1	1	3	78	26.0	56	0	0	0	0.0	0	0	
9/24	PHILADELPHIA	1	1	3	28	9.3	11	0	0	0	0.0	0	0	
10/1	at Kansas City	1	1	3	34	11.3	16	0	0	0	0.0	0	0	
10/7	OKLAND	1	1	4	37	9.3	15	2	0	0	0.0	0	0	
10/15	SAN DIEGO	1	1	5	39	7.8	14	0	0	0	0.0	0	0	
10/29	at Chicago	1	1	3	35	11.7	19	0	1	-3	-3.0	0	0	
11/5	MINNESOTA	1	1	1	18	18.0	18	0	1	-6	-6.0	0	0	
11/12	at Detroit	1	1	6	55	9.2	19	0	0	0	0.0	0	0	
11/19	SEATTLE	1	1	5	47	9.4	23	1	1	12	12.0	12	0	
11/26	at St. Louis	1	1	3	36	12.0	18	0	0	0	0.0	0	0	
12/3	at New Orleans	1	1	4	43	10.8	14	0	0	0	0.0	0	0	



## Arnaz Battle

## Battle's 2006 Game-by-Game Statistics (Continued)

Date	Opponent	GP	GS	RECEIVING					TD	RUSHING				
				Rec	Yds	Avg	Lg	No		Yds	Avg	Lg	TD	
12/10	GREEN BAY	1	1	1	11	11.0	11	0	0	0	0.0	0	0	
12/14	at Seattle	1	1	5	97	19.4	54	0	1	18	18.0	18	0	
12/24	ARIZONA	1	1	7	55	7.9	15	0	0	0	0.0	0	0	
12/30	at Denver	1	0	4	56	14.0	35	0	1	4	4.0	4	0	
<b>SEASON TOTALS</b>		<b>16</b>	<b>15</b>	<b>59</b>	<b>686</b>	<b>11.6</b>	<b>56</b>	<b>3</b>	<b>5</b>	<b>25</b>	<b>5.0</b>	<b>18</b>	<b>0</b>	

## Battle's 2005 Game-by-Game Statistics

Date	Opponent	GP	GS	RECEIVING					TD	RUSHING				
				Rec	Yds	Avg	Lg	No		Yds	Avg	Lg	TD	
9/11	ST. LOUIS	1	1	5	59	11.8	21	1	0	0	0.0	0	0	
9/18	at Philadelphia	1	1	4	44	11.0	17	0	0	0	0.0	0	0	
9/25	DALLAS	1	1	6	68	11.3	15t	1	0	0	0.0	0	0	
10/2	at Arizona													
10/9	INDIANAPOLIS	1	1	0	0	0.0	0	0	0	0	0.0	0	0	
10/23	at Washington													
10/30	TAMPA BAY													
11/6	NEW YORK GIANTS	1	0	2	17	8.5	10	0	1	-6	-6.0	0	0	
11/13	at Chicago	1	1	0	0	0.0	0	0	0	0	0.0	0	0	
11/20	SEATTLE	1	0	1	11	11.0	11	0	1	12	12.0	12	0	
11/27	at Tennessee	1	1	7	75	10.7	21	1	0	0	0.0	0	0	
12/4	ARIZONA													
12/11	at Seattle													
12/18	at Jacksonville													
12/24	at St. Louis	1	1	4	37	9.3	14	0	0	0	0.0	0	0	
1/1	HOUSTON	1	1	3	52	17.3	39	0	1	4	4.0	4	0	
<b>SEASON TOTALS</b>		<b>10</b>	<b>8</b>	<b>32</b>	<b>363</b>	<b>11.3</b>	<b>39</b>	<b>3</b>	<b>8</b>	<b>11</b>	<b>1.4</b>	<b>9</b>	<b>0</b>	

## Battle's 2004 Game-by-Game Statistics

Date	Opponent	GP	GS	RECEIVING					TD	RUSHING				
				Rec	Yds	Avg	Lg	No		Yds	Avg	Lg	TD	
9/12	ATLANTA	1	0	1	6	6.0	6	0	1	-2	-2.0	-2	0	
9/19	at New Orleans	1	0	0	0	0.0	0	0	0	0	0.0	0	0	
9/26	at Seattle	1	0	0	0	0.0	0	0	0	0	0.0	0	0	
10/3	ST. LOUIS	1	0	0	0	0.0	0	0	0	0	0.0	0	0	
10/10	ARIZONA	1	0	1	2	2.0	2	0	0	0	0.0	0	0	
10/17	at New York Jets	1	0	2	87	43.5	65	0	0	0	0.0	0	0	
10/31	at Chicago	1	0	1	20	20.0	20	0	0	0	0.0	0	0	
11/7	SEATTLE	1	0	1	12	12.0	12	0	1	7	7.0	7	0	
11/14	CAROLINA	1	0	0	0	0.0	0	0	0	0	0.0	0	0	
11/21	at Tampa Bay	1	0	0	0	0.0	0	0	0	0	0.0	0	0	
11/28	MIAMI	1	0	1	6	6.0	6	0	0	0	0.0	0	0	
12/5	at St. Louis	1	0	0	0	0.0	0	0	0	0	0.0	0	0	
12/12	at Arizona	1	0	1	10	10.0	10	0	0	0	0.0	0	0	
12/18	WASHINGTON	1	0	0	0	0.0	0	0	0	0	0.0	0	0	
12/26	BUFFALO													
1/2	at New England													
<b>SEASON TOTALS</b>		<b>14</b>	<b>0</b>	<b>8</b>	<b>143</b>	<b>17.9</b>	<b>65</b>	<b>0</b>	<b>2</b>	<b>5</b>	<b>2.5</b>	<b>7</b>	<b>0</b>	

Date	Opponent	No	FC	PUNT RETURNS				TD	KICKOFF RETURNS			
				Yds	Avg	Lg	TD		Yds	Avg	Lg	TD
9/12	ATLANTA	3	2	4	1.3	2	0	3	57	19.0	30	0
9/19	at New Orleans	0	0	0	0.0	0	0	0	0	0.0	0	0
9/26	at Seattle	2	2	13	6.5	7	0	2	40	20.0	22	0
10/3	ST. LOUIS	2	1	23	11.5	13	0	1	18	18.0	18	0
10/10	ARIZONA	4	3	88	22.0	71t	0	0	0	0.0	0	0
10/17	at New York Jets	1	1	6	6.0	6	0	0	0	0.0	0	0
10/31	at Chicago	3	3	20	6.6	8	0	0	0	0.0	0	0
11/7	SEATTLE	4	2	33	8.2	22	0	1	12	12.0	12	0
11/14	CAROLINA	2	1	14	7.0	8	0	3	75	25.0	29	0

## Arnaz Battle

### Battle's 2004 Game-by-Game Statistics (Continued)

Date	Opponent	No	FC	PUNT RETURNS				TD	KICKOFF RETURNS				
				Yds	Avg	Lg			No	Yds	Avg	Lg	TD
11/21	at Tampa Bay	2	2	11	5.5	7	0	1	18	18.0	18	0	
11/28	MIAMI	3	1	11	3.6	5	0	0	0	0.0	0	0	
12/5	at St. Louis	1	1	9	9.0	9	0	0	0	0.0	0	0	
12/12	at Arizona	4	1	34	8.5	17	0	1	17	17.0	17	0	
12/18	WASHINGTON	0	0	0	0.0	0	0	2	38	19.0	22	0	
12/26	BUFFALO							INACTIVE					
1/2	at New England							INACTIVE					
<b>SEASON TOTALS</b>		<b>31</b>	<b>20</b>	<b>266</b>	<b>8.6</b>	<b>71t</b>	<b>1</b>	<b>14</b>	<b>275</b>	<b>19.6</b>	<b>30</b>	<b>0</b>	

### Battle's 2003 Game-by-Game Statistics

Date	Opponent	GP	GS	RECEIVING					TD	RUSHING				
				Rec	Yds	Avg	Lg			No	Yds	Avg	Lg	TD
9/7	CHICAGO								INACTIVE					
9/14	at St. Louis	1	0	0	0	0.0	0	0	0	0	0.0	0	0	
9/21	CLEVELAND	1	0	0	0	0.0	0	0	0	0	0.0	0	0	
9/28	at Minnesota	1	0	0	0	0.0	0	0	0	0	0.0	0	0	
10/5	DETROIT	1	0	0	0	0.0	0	0	1	9	9.0	9	0	
10/12	at Seattle	1	0	0	0	0.0	0	0	1	5	5.0	5	0	
10/19	TAMPA BAY	1	0	0	0	0.0	0	0	0	0	0.0	0	0	
10/26	at Arizona	1	0	0	0	0.0	0	0	0	0	0.0	0	0	
11/2	ST. LOUIS								INACTIVE					
11/17	PITTSBURGH	1	0	0	0	0.0	0	0	0	0	0.0	0	0	
11/23	at Green Bay								INACTIVE					
11/30	at Baltimore								INACTIVE					
12/7	ARIZONA								INACTIVE					
12/11				PLACED ON THE RESERVE/INJURED LIST ON DEC. 11										
<b>SEASON TOTALS</b>		<b>8</b>	<b>0</b>	<b>0</b>	<b>0</b>	<b>0</b>	<b>0</b>	<b>0</b>	<b>2</b>	<b>14</b>	<b>7.0</b>	<b>9</b>	<b>0</b>	

### Battle's Career Statistics

#### REGULAR SEASON

Year	Team	GP	GS	RECEIVING					TD	RUSHING				
				Rec	Yds	Avg	Lg			No	Yds	Avg	Lg	TD
2003	San Francisco	8	0	0	0	0	0	0	2	14	7.0	9	0	
2004	San Francisco	14	0	8	143	17.9	65	0	2	5	2.5	7	0	
2005	San Francisco	10	8	32	363	11.3	39	3	8	11	1.4	9	0	
2006	San Francisco	16	15	59	686	11.6	56	3	5	25	5.0	18	0	
2007	San Francisco	16	15	50	600	12.0	57t	5	4	4	1.0	8	1	
2008	San Francisco	9	0	24	318	13.3	36	0	1	18	18.0	18	0	
2009	San Francisco	15	0	5	40	8.0	12	0	0	0	0.0	0	0	
2010	Pittsburgh	15	0	0	0	0.0	0	0	0	0	0.0	0	0	
<b>NFL Totals</b>		<b>103</b>	<b>38</b>	<b>178</b>	<b>2,150</b>	<b>12.1</b>	<b>65</b>	<b>11</b>	<b>22</b>	<b>77</b>	<b>3.5</b>	<b>18</b>	<b>1</b>	

Year	Team	No	FC	PUNT RETURNS				TD	KICKOFF RETURNS			
				Yds	Avg	Lg			No	Yds	Avg	Lg
2004	San Francisco	31	20	266	8.6	71t	1	14	275	19.6	30	0
2009	San Francisco	21	10	61	2.9	18	0	3	68	22.7	26	0
<b>NFL Totals</b>		<b>52</b>	<b>30</b>	<b>327</b>	<b>6.3</b>	<b>71t</b>	<b>1</b>	<b>17</b>	<b>343</b>	<b>20.1</b>	<b>30</b>	<b>0</b>

#### POSTSEASON

Year	Team	GP	GS	RECEIVING					TD	RUSHING				
				Rec	Yds	Avg	Lg			No	Yds	Avg	Lg	TD
2010	Pittsburgh	3	0	0	0	0.0	0	0	0	0	0.0	0	0	
<b>NFL Totals</b>		<b>3</b>	<b>0</b>	<b>0</b>	<b>0</b>	<b>0.0</b>	<b>0</b>	<b>0</b>	<b>0</b>	<b>0</b>	<b>0.0</b>	<b>0</b>	<b>0</b>	

Career Special Teams Tackles (52): 8 in '03, 16 in '04, 13 in '09 and 15 in '10.

Career Postseason Special Teams Tackles (4): 4 in '10.



## EUGENE BRIGHT TE

HEIGHT – 6-4

WEIGHT – 268

COLLEGE – Purdue

BIRTHDATE – April 18, 1985

BIRTHPLACE – Bryn Mawr, Pa.

HOW ACQUIRED – FA-'10

NFL EXPERIENCE – 1st Year

87



**PRO [0-0/0-0]:** Re-signed to the Steelers' offseason roster on February 17, 2011...spent the 2010 and 2009 seasons on the Steelers' practice squad...signed to the Steelers' offseason roster on January 7, 2010...originally signed to the practice squad on November 2, 2009 as a rookie free agent.

**2010 [0-0/0-0]:** Spent the entire season on the practice squad.

**2009 [0-0]:** Signed to the Steelers' practice squad before Week 8 and spent the remainder of the season on the practice squad...originally signed with the Philadelphia Eagles on April 23, 2009...was released by the Eagles on Sept. 4, 2009.

**2008 [0-0]:** Was undrafted and never made it on an NFL roster.

**COLLEGE** Saw action in 48 games on the defensive line, starting one of them...majored in organizational leadership and supervision. **2007:** Played in 13 games at DE...had

five sacks, 17 tackles and six tackles for a loss. **2006:** Appeared in 12 games, including one start...had eight tackles and two pass breakups. **2005:** Appeared in all 11 games...had 10 tackles, including 2.5 for loss and 1.5 sacks. **2004:** Received the team's Newcomer Award on defense for the spring season...appeared in all 12 games and on special teams...had 13 tackles, including 3 for loss, one sack and one fumble recovery. **2003:** Redshirted.

**PERSONAL** Ranked as No. 29 player in Pennsylvania by SuperPrep and No. 47 by Rivals.com...played seven different positions in four years on varsity squad...first team all-area as strong safety and second team as tight end his senior season...played in Big 33 Game and East-West All-Star Game...had 19 career interceptions, returning three of them for touchdowns...recorded 58 tackles, including two sacks, with seven interceptions as senior...had 11 sacks in five games as sophomore defensive end...also participated in basketball and track and field...Full name: Eugene Stanley Bright.

## ANTONIO BROWN WR

HEIGHT – 5-10

WEIGHT – 186

COLLEGE – Central Michigan

BIRTHDATE – July 10, 1988

BIRTHPLACE – Miami, Fla.

HOW ACQUIRED – D6b-'10 (#195)

NFL EXPERIENCE – 2nd Year

84



**PRO [9-0/3-0]:** Drafted by the Steelers as their second of two selections in the sixth round (195th overall) of the 2010 NFL Draft...made an immediate impact with the Steelers as a rookie, playing on special teams and at wide receiver.

**2010 [9-0/3-0]:** Played in nine games during the regular season at WR and on special teams...returned the opening kickoff 89 yards (following

a handoff from RB Mewelde Moore) in his first NFL game Week 2 at Tennessee...became the first Steelers' rookie to return a kickoff for a touchdown since Antwaan Randle El in the 2002 season...finished first on the team with 110 punt return yards and second on the team with 397 kickoff return yards...had 16 receptions in the regular season for 167 yards...added two special teams tackles in the regular season...played in all three

## Antonio Brown

postseason contests at WR and on special teams... had five receptions for 90 yards, with a long of 58 yards...caught two key third-down passes from QB Ben Roethlisberger in the playoffs, the first being a 58-yard pass on the Steelers' final drive against the Ravens in the AFC Divisional Game and the second being a 14-yard reception in the AFC Championship against the Jets that sealed the victory...led the team with 241 kickoff return yards in the post-season...**9/12 vs. Atlanta:** Was inactive...**9/19 at Tennessee:** Made his NFL debut...returned the opening kickoff 89 yards (following a handoff from RB Mewelde Moore)...it was the first kickoff return for the Steelers since Allen Rossum during the 2007 season...became the first Steelers' rookie to return a kickoff for a touchdown since Antwaan Randle El in the 2002 season...had a 21-yard punt return late in the first half...also had one special teams tackle...**9/26 at Tampa Bay:** Played in his second career game...returned three kickoffs for 67 yards with a long of 25 yards...had one special teams tackle...**10/3 vs. Baltimore:** Saw action on special teams and at wide receiver...caught his first career pass for six yards (from QB Charlie Batch) in the third quarter...had two kickoff returns for 45 yards (22.5 avg.)...**10/17 vs. Cleveland:** Was inactive...**10/24 at Miami:** Was inactive...**10/31 at New Orleans:** Was inactive...**11/8 at Cincinnati:** Was inactive...**11/14 vs. New England:** Was inactive...**11/21 vs. Oakland:** Played in his fourth game of the season on special teams and at wide receiver...had a season-high seven punt returns for 66 yards, including a long of 20 yards...had one reception for 21 yards...**11/28 at Buffalo:** Was inactive due to a knee injury...**12/5 at Baltimore:** Played in his fifth career game at WR and on special teams...had three catches for 26 yards...had two punt returns for 11 yards...**12/12 vs. Cincinnati:** Played in his sixth career game at WR and on special teams...finished with three catches for 27 yards receiving...added two kickoff returns for 40 yards...**12/19 vs. N.Y. Jets:** Played in his seventh career game at WR and on special teams...had two catches for 15 yards and returned four kickoffs for 57 yards...**12/23 vs. Carolina:** Played in his eighth career game at WR and on special teams...had two receptions for 20 yards...had four punt returns for three yards and had two kickoff returns for 45

yards...**1/2 at Cleveland:** Saw action on special teams and at WR for the ninth game this season... had a career-high four catches for a career-high 52 yards, including a career-long of 26 yards...had two kickoff returns for 36 yards...also returned two punts for four yards...**AFC Divisional Game 1/15 vs. Baltimore:** Saw action on special teams and at WR for the first postseason game of his career... caught a 58-yard pass on the Steelers' final drive to set up the game-winning touchdown...finished with a game-high 75 yards receiving...returned two punts for 16 yards and had four kickoff returns for 85 yards...**AFC Championship Game 1/23 vs. N.Y. Jets:** Saw action at WR and on special teams... had three kickoff returns for 68 yards, including a 27-yarder in the fourth quarter...caught one pass for 14 yards in the fourth quarter, which sealed the victory...**Super Bowl XLV 2/6 vs. Green Bay:** Saw action at WR and on special teams...finished the game with one reception for one yard...added four punt returns for five yards and four kickoff returns for 88 yards.

## COLLEGE

Ranks second in MAC history with 305 career receptions... CMU's all-time leader in receptions...ranks second in school history in touchdown receptions (22) and third in receiving yards (3,199)...only player in school history with two 1,000-yard receiving seasons...also the only player with two 100-reception seasons...caught at least one pass in 41 consecutive games...accounted for touchdowns receiving, rushing, passing and on both a punt return and kickoff return during career. **2009:** MAC Special Teams Player of the Year for the second consecutive season...All-MAC first team honoree as both a receiver and punt returner...**2010 GMAC Bowl Offensive Most Valuable Player...**named CMU's Special Teams Player of the Year...caught a school-record 110 passes for 1,198 yards and nine touchdowns...twice named MAC West Division Special Teams Player of the Week...earned the honor after averaging 37.7 yards on three punt returns, including a 55-yard return for a score, against Alcorn State and again after returning a punt 75 yards for a touchdown against Eastern Michigan... accounted for a season-high 248 all-purpose yards at Michigan State...caught 10 passes for 71 yards and a score and completed a 24-yard pass



## Antonio Brown

to Dan LeFevour against the Spartans...caught nine passes for 89 yards and two touchdowns and ran for 65 yards against Akron...had four 100-yard receiving games...caught six passes for 112 yards and a score and ran for a touchdown at Buffalo...made four receptions for 110 yards, including a 70-yard touchdown, against Eastern Michigan...caught a season-high 13 passes for 129 yards and a touchdown against Toledo...made 11 catches for a regular season-high 170 yards, including an 82-yard touchdown, at Ball State...caught 13 passes for 178 yards, rushed for a touchdown, returned a kickoff 95 yards for a score and finished with 403 all-purpose yards in GMAC Bowl vs. Troy. **2008:** MAC Special Teams Player of the Year...All-MAC first team receiver, kick returner and punt returner...led the nation in punt return yardage (20.5 avg.)...ranked fourth nationally in all-purpose yardage (178.1 ypg)...five punt returns of at least 36 yards...caught at least 10 passes in four different games and posted a trio of 100-yard receiving efforts...93 receptions are second most in a season in school history...named MAC West Division Special Teams Player of the Week after returning a punt 75 yards for a score at Ohio...also caught 10 passes for 78 yards against the Bobcats...caught 10 passes for 113 yards and threw a 2-yard touchdown pass against Western Michigan...caught 10 passes for 85 yards at Toledo...caught three passes against Temple, two of which were touchdowns...tallied seven receptions for 138 yards and two touchdowns, including a 79-yard touchdown catch, at Indiana...made seven receptions for 172 yards and a score at Eastern Michigan...hauled in a career-long 93-yard catch at Eastern Michigan and finished with a career-high 313 all-purpose yards...caught 11 passes for 92 yards and a touchdown in the Motor City Bowl...selected CMU's offensive and special teams player of the year...All-America first team punt returner by

collegefootballnews.com. **2007:** MAC Freshman of the Year...All-MAC first team kick return specialist and All-MAC second team receiver...Football Writers Association of America Freshman All-America...scout.com Freshman All-America first team as a kick returner...rivals.com Freshman All-America second team as a kick returner...Sporting News Freshman All-America second team as a receiver...also earned Freshman All-America honors from collegesportsreport.com (all-purpose) and collegefootballnews.com (first team kick returner)...caught a school-record 102 passes...reception total is second-highest by a freshman in NCAA Bowl Subdivision history (Michael Crabtree, Texas Tech)...set Bowl Subdivision freshman record with 2,267 all-purpose yards...all-purpose yardage total ranks second in school history and third in MAC history...set CMU single-game record with 15 receptions at Akron...1,003 receiving yards are fourth-most in a season in CMU history...caught at least four passes in every game and made nine or more receptions four times...caught a touchdown pass in six different games...rushed nine yards for a score and caught six passes for 43 yards and a touchdown at Ball State...eclipsed 100 receiving yards in a game twice: nine catches for 105 yards and a score vs. Toledo and 15 catches for 174 yards at Akron...MAC West Division Special Teams Player of the Week after returning a kickoff 90 yards for a touchdown against Northern Illinois.

**PERSONAL**

Spent a prep year in 2006 at North Carolina Tech...ran for 451 yards and 13 touchdowns and threw for 1,247 yards and 11 scores in just five games...two-sport athlete at Norland High...two-time Class 6A all-state selection...two-time state qualifier in the 100 meters...named North Athlete of the Year at 2005 Miami-Dade Gridiron Classic...son of Adrienne Moss and Eddie Brown...Full name: Antonio Brown.

## Antonio Brown

## Brown's 2010 Game-by-Game Statistics

Date	Opponent	GP	GS	RECEIVING					TD	No	RUSHING			
				Rec	Yds	Avg	Lg				Yds	Avg	Lg	TD
9/12	ATLANTA													
9/19	at Tennessee	1	0	0	0	0.0	0	0	0	0	0	0.0	0	0
9/26	at Tampa Bay	1	0	0	0	0.0	0	0	0	0	0	0.0	0	0
10/3	BALTIMORE	1	0	1	6	6.0	6	0	0	0	0	0.0	0	0
10/17	CLEVELAND													
10/24	at Miami													
10/31	at New Orleans													
11/8	at Cincinnati													
11/14	NEW ENGLAND													
11/21	OAKLAND	1	0	1	21	21.0	21	0	0	0	0	0.0	0	0
11/28	at Buffalo													
12/5	at Baltimore	1	0	3	26	8.7	11	0	0	0	0	0.0	0	0
12/12	CINCINNATI	1	0	3	27	9.0	12	0	0	0	0	0.0	0	0
12/19	N.Y. JETS	1	0	2	15	7.5	16	0	0	0	0	0.0	0	0
12/23	CAROLINA	1	0	2	20	20.0	13	0	0	0	0	0.0	0	0
1/2	at Cleveland	1	0	4	52	13.0	26	0	0	0	0	0.0	0	0
<b>SEASON TOTALS</b>		<b>9</b>	<b>0</b>	<b>16</b>	<b>167</b>	<b>10.4</b>	<b>26</b>	<b>0</b>	<b>0</b>	<b>0</b>	<b>0</b>	<b>0.0</b>	<b>0</b>	<b>0</b>

## POSTSEASON

1/15	BALTIMORE	1	0	3	75	25.0	58	0	0	0	0.0	0	0
1/23	N.Y. JETS	1	0	1	14	14.0	14	0	0	0	0.0	0	0
2/6	vs. Green Bay	1	0	1	1	1.0	1	0	0	0	0.0	0	0
<b>POSTSEASON TOTALS</b>		<b>3</b>	<b>0</b>	<b>5</b>	<b>90</b>	<b>18.0</b>	<b>58</b>	<b>0</b>	<b>0</b>	<b>0</b>	<b>0.0</b>	<b>0</b>	<b>0</b>

## PUNT RETURNS

Date	Opponent	No	FC	PUNT RETURNS				No	KICKOFF RETURNS				
				Yds	Avg	Lg	TD		Yds	Avg	Lg	TD	
9/12	ATLANTA												
9/19	at Tennessee	1	0	21	21.0	21	0	2	107	53.5	89t	1	
9/26	at Tampa Bay	0	0	0	0.0	0	0	3	67	22.3	25	0	
10/3	BALTIMORE	0	0	0	0.0	0	0	2	45	22.5	25	0	
10/17	CLEVELAND												
10/24	at Miami												
10/31	at New Orleans												
11/8	at Cincinnati												
11/14	NEW ENGLAND												
11/21	OAKLAND	7	0	66	9.4	20	0	0	0	0.0	0	0	
11/28	at Buffalo												
12/5	at Baltimore	2	1	11	5.5	11	0	0	0	0.0	0	0	
12/12	CINCINNATI	2	0	1	0.5	1	0	2	40	20.0	24	0	
12/19	N.Y. JETS	1	0	4	4.0	4	0	4	57	14.3	24	0	
12/23	CAROLINA	4	0	3	0.8	9	0	2	45	22.5	27	0	
1/2	at Cleveland	2	0	4	2.0	7	0	2	36	18.0	27	0	
<b>SEASON TOTALS</b>		<b>19</b>	<b>1</b>	<b>110</b>	<b>5.8</b>	<b>21</b>	<b>0</b>	<b>17</b>	<b>397</b>	<b>23.4</b>	<b>89t</b>	<b>1</b>	

## POSTSEASON

1/15	BALTIMORE	2	0	16	8.0	12	0	4	85	21.3	27	0
1/23	N.Y. JETS	0	0	0	0.0	0	0	3	68	22.7	27	0
2/6	vs. Green Bay	4	0	5	1.3	2	0	4	88	22.0	38	0
<b>POSTSEASON TOTALS</b>		<b>6</b>	<b>0</b>	<b>21</b>	<b>3.5</b>	<b>12</b>	<b>0</b>	<b>11</b>	<b>241</b>	<b>21.9</b>	<b>38</b>	<b>0</b>



## Antonio Brown

## Brown's Career Statistics

## REGULAR SEASON

Year	Team	GP	GS	RECEIVING					RUSHING				
				Rec	Yds	Avg	Lg	TD	No	Yds	Avg	Lg	TD
2010	Pittsburgh	9	0	16	167	10.4	26	0	0	0	0.0	0	0
NFL Totals		9	0	16	167	10.4	26	0	0	0	0.0	0	0

Year	Team	No	FC	PUNT RETURNS				KICKOFF RETURNS				
				Yds	Avg	Lg	TD	No	Yds	Avg	Lg	TD
2010	Pittsburgh	19	1	110	5.8	21	0	17	397	23.4	89t	1
NFL Totals		19	1	110	5.8	21	0	17	397	23.4	89t	1

## POSTSEASON

Year	Team	GP	GS	RECEIVING					RUSHING				
				Rec	Yds	Avg	Lg	TD	No	Yds	Avg	Lg	TD
2010	Pittsburgh	3	0	5	90	18.0	58	0	0	0	0.0	0	0
NFL Totals		3	0	5	90	18.0	58	0	0	0	0.0	0	0

Year	Team	No	FC	PUNT RETURNS				KICKOFF RETURNS				
				Yds	Avg	Lg	TD	No	Yds	Avg	Lg	TD
2010	Pittsburgh	6	0	21	3.5	12	0	11	241	21.9	38	0
NFL Totals		6	0	21	3.5	12	0	11	241	21.9	38	0

Career Special Teams Tackles (2): 2 in '10.

## CREZDON BUTLER CB

HEIGHT – 6-0

WEIGHT – 191

COLLEGE – Clemson

BIRTHDATE – May 26, 1987

BIRTHPLACE – Ashville, N.C.

HOW ACQUIRED – D5b-10 [#164]

NFL EXPERIENCE – 2nd Year

28



## PRO

**(4-0/0-0):** Drafted by the Steelers as their second of three selections in the fifth round (164th overall) of the 2010 NFL Draft.

**2010 (4-0/0-0):** Saw action on special teams for four regular-season games...finished the regular season with three special teams tackles...was inactive for all three postseason contests...**9/12 vs. Atlanta:** Was inactive...**9/19 at Tennessee:** Was inactive...**9/26 at Tampa Bay:** Was inactive...**10/3 vs. Baltimore:** Was inactive...**10/17 vs. Cleveland:** Was inactive...**10/24 at Miami:** Was inactive...**10/31 at New Orleans:** Was inactive...**11/8 at Cincinnati:** Was inactive...**11/14 vs. New England:** Saw action on special teams...was active for the first game of his career...had one special teams tackle...**11/21 vs. Oakland:** Was inactive...**11/28 at Buffalo:** Was inactive...**12/5 at Baltimore:** Was

inactive...**12/12 vs. Cincinnati:** Saw action on special teams for the second game this season...had two special teams tackles...**12/19 vs. N.Y. Jets:** Saw action on special teams for the second consecutive game...**12/23 vs. Carolina:** Saw action on special teams for the fourth time this season...**1/2 at Cleveland:** Was inactive...**AFC Divisional Game 1/15 vs. Baltimore:** Was inactive...**AFC Championship Game 1/23 vs. N.Y. Jets:** Was inactive...**Super Bowl XLV 2/6 vs. Green Bay:** Was inactive.

## COLLEGE

Three-year starter at cornerback...Clemson ranked in the top 15 in the nation in pass defense all three years he was a starter...finished with 40 consecutive starts, the second-longest streak in Clemson history for a cornerback...Tigers finished in top 25 in two of those three years and won 26 games over that time...tied for second in Clemson history in career

## Crezdon Butler

interception return yards with 243, just 33 short of Rex Varn's career record...had 63-yard interception return against Nebraska in 2009 Gator Bowl...at the end of his career was tied for third among active ACC players in career interceptions with 11...played in each of the last three Clemson bowl games... had five tackles against Auburn in 2007 Chick-fil-A Bowl...had three tackles against Nebraska last year and finished with three stops in the win over Kentucky in 2009 Music City Bowl...played in four bowl games and started three...on 2009 preseason Thorpe Award list...tied for team lead in interceptions with four in 2007...had interception against Georgia Tech when Clemson secondary held Calvin Johnson without a reception for the only time in his career in 2006...first-team freshman All-ACC according to The Sporting News...majored in sociology. **2009:** Was a big reason Clemson finished sixth in the nation in pass defense, 10th in forcing turnovers, 20th in total defense and 25th in scoring defense. Honorable mention All-ACC selection at cornerback...had just one interception in 2009... had 36 tackles, including 27 first hits...had a sack and 10 passes broken up for 11 total passes defended...had 32 career passes defended on 21 PBUs and 11 interceptions...had his only interception against Coastal Carolina...had at least one PBU in eight straight games at one point in 2009 season...with a career-high 10 tackles against Florida State...had a sack against Maryland. **2008:** Starting cornerback in every game...his 142 return yards were third-most in Clemson history; he enhanced those numbers with a 63-yard interception return against Nebraska in the Gator Bowl, a game where he also had three tackles, one tackle for loss, and one pass breakup...sixth on the defense in tackles (52); big reason Clemson was in the top 10 in the nation in scoring defense and passing defense... third in tackles among ACC starting defensive backs...had a season-high eight tackles and an interception against N.C. State...had four tackles and a 48-yard interception return against S.C. State...had six tackles and two pass breakups at No. 21-ranked Wake Forest...had perhaps his best all-around game at Virginia with seven tackles, a tackle for loss, and a 31-yard interception return that was set up a field goal that clinched the win...

had three tackles, his first career sack, and a forced fumble in 50 snaps against South Carolina...had the first two punt returns of his career in 2008, one for 15 yards against The Citadel and a 12-yard return against Duke. **2007:** Seventh on the team in tackles (61)...started all 13 games...had three interceptions, third-most on the team, including one each against Furman, Maryland and Auburn... had at least four tackles in 10 games...recovered a fumble against Central Michigan...had nine special teams tackles...had nine tackles against Furman...had eight tackles at Georgia Tech and seven against Louisiana-Monroe. **2006:** First-year freshman cornerback who tied for the team lead in interceptions (3)...had two interceptions for 35 yards against Louisiana Tech, the first Tigers' freshman to record two interceptions in a game since 2002 and fifth Tigers' freshman to tally two interceptions in a game...first-team freshman All-ACC by Sporting News...tied for the team lead with four takeaways... had 34 tackles...did not start, but played in 12 games on defense...had seven tackles in 30 snaps (both season-highs) against Temple...had five first hits, two interceptions, and one pass breakup against Louisiana Tech...had four tackles and an interception against No. 13-ranked Georgia Tech.

**PERSONAL**

First-team all-state by the Associated Press at Asheville High School...ranked No. 14 cornerback in the nation by Rivals.com and No. 4 prospect in North Carolina...three-time all-conference pick...Shrine Bowl selection...had 62 tackles, seven interceptions, eight pass breakups and two caused fumbles as a senior...rushed for 1,435 yards and 16 touchdowns as a quarterback...threw for 750 yards and five touchdowns...led his team to the AAA state title as a senior...MVP of the state title game with five tackles, a caused fumble, interception, and 70-yard, game-winning touchdown pass...all-time leading rusher at Asheville High with 5,030 career yards, breaking the 63-year-old record of Choo-Choo Justice (4,005)...had 60 rushing touchdowns and 12 interceptions in his career...high school team had a 52-6 career record...also ran track...Son of Natasha and Jonathan Crooks...Full name: Crezdon Butler.



## Crezdon Butler

## Butler's 2010 Game-by-Game Statistics

Date	Opponent	GP	GS	T	AT	TOT	Sacks	Yds	Int/Yds	PD	FF	FR
9/12	ATLANTA						INACTIVE					
9/19	at Tennessee						INACTIVE					
9/26	at Tampa Bay						INACTIVE					
10/3	BALTIMORE						INACTIVE					
10/17	CLEVELAND						INACTIVE					
10/24	at Miami						INACTIVE					
10/31	at New Orleans						INACTIVE					
11/8	at Cincinnati						INACTIVE					
11/14	NEW ENGLAND	1	0	0	0	0	0.0	0.0	0/0	0	0	0
11/21	OAKLAND						INACTIVE					
11/28	at Buffalo						INACTIVE					
12/5	at Baltimore						INACTIVE					
12/12	CINCINNATI	1	0	0	0	0	0.0	0.0	0/0	0	0	0
12/19	N.Y. JETS	1	0	0	0	0	0.0	0.0	0/0	0	0	0
12/23	CAROLINA	1	0	0	0	0	0.0	0.0	0/0	0	0	0
1/2	at Cleveland						INACTIVE					
<b>SEASON TOTALS</b>		<b>4</b>	<b>0</b>	<b>0</b>	<b>0</b>	<b>0</b>	<b>0.0</b>	<b>0.0</b>	<b>0/0</b>	<b>0</b>	<b>0</b>	<b>0</b>

## POSTSEASON

1/15	BALTIMORE						INACTIVE					
1/23	N.Y. JETS						INACTIVE					
2/6	vs. Green Bay						INACTIVE					
<b>POSTSEASON TOTALS</b>		<b>0</b>	<b>0</b>	<b>0</b>	<b>0</b>	<b>0</b>	<b>0.0</b>	<b>0.0</b>	<b>0/0</b>	<b>0</b>	<b>0</b>	<b>0</b>

## Butler's Career Statistics

## REGULAR SEASON

Year	Team	GP	GS	T	AT	TOT	Sacks	Yds	Int/Yds	PD	FF	FR
2010	Pittsburgh	4	0	0	0	0	0.0	0.0	0/0	0	0	0
<b>NFL Totals</b>		<b>4</b>	<b>0</b>	<b>0</b>	<b>0</b>	<b>0</b>	<b>0.0</b>	<b>0.0</b>	<b>0/0</b>	<b>0</b>	<b>0</b>	<b>0</b>

## POSTSEASON

Year	Team	GP	GS	T	AT	TOT	Sacks	Yds	Int/Yds	PD	FF	FR
2010	Pittsburgh	0	0	0	0	0	0.0	0.0	0/0	0	0	0
<b>NFL Totals</b>		<b>0</b>	<b>0</b>	<b>0</b>	<b>0</b>	<b>0</b>	<b>0.0</b>	<b>0.0</b>	<b>0/0</b>	<b>0</b>	<b>0</b>	<b>0</b>

Career Special Teams Tackles (3): 3 in '10.

## RYAN CLARK S

HEIGHT — 5-11

WEIGHT — 205

COLLEGE — LSU

BIRTHDATE — Oct. 12, 1979

BIRTHPLACE — Marrero, La.

HOW ACQUIRED — UFA '06

(from Washington)

NFL EXPERIENCE — 10th Year

25



PRO

**[114-91/8-8]:** Re-signed a four-year contract with Pittsburgh on March 9, 2010...signed by Pittsburgh on March 14, 2006...signed as an unrestricted free agent with Washington on March 14, 2006...originally signed as an undrafted rookie free agent by the New York Giants in 2002.

**2010 [16-16/3-3]:** Started all 16 regular-season games at free safety...finished third on the team with 122 tackles, which were a career high...had two interceptions, seven pass breakups and one forced fumble...was part of a defense that had 21 interceptions...started all three postseason contests at free safety...finished with 21 tackles, which was tied for first on the team...added one interception (his first career postseason interception), one forced fumble and two pass breakups...also tallied one special teams tackle...**9/12 vs. Atlanta:** Made his ninth consecutive start at free safety...had seven tackles...helped hold the Falcons to 58 yards rushing...**9/19 at Tennessee:** Made his 10th consecutive start at free safety...played in his 100th career game...had six tackles and one pass breakup...was part of a defense that forced six Tennessee turnovers...**9/26 at Tampa Bay:** Made his 11th consecutive start at free safety...made his 50th career start for the Steelers...had five tackles...recorded his first fumble recovery of the season...**10/3 vs. Baltimore:** Made his 12th consecutive start at free safety...finished with 13 tackles and one pass breakup...was a part of a defense that forced two Ravens turnovers...**10/17 vs. Cleveland:** Started his 80th career game at free safety...had six tackles...posted his first interception of the season on the Browns' first drive of the game and returned it 11 yards...part of a defense that forced two interceptions and had five sacks...**10/24 at Miami:** Had eight tackles...was a part of a defense that forced one Miami turnover and had one sack...**10/31 at New Orleans:** Made his 54th career start at

free safety as a Steeler...had six tackles and one pass breakup...was part of a defense that forced two Saints' turnovers...**11/8 at Cincinnati:** Had six tackles...was a part of a defense that held the Bengals to only 54 yards rushing...**11/14 vs. New England:** Had 12 tackles...**11/21 vs. Oakland:** Had eight tackles...**11/28 at Buffalo:** Had 11 tackles and one pass breakup...was part of a defense that forced two Bills' turnovers...**12/5 at Baltimore:** Had five tackles and one pass breakup...**12/12 vs. Cincinnati:** Made his 60th career start in the secondary as a Steeler...had seven tackles and one pass breakup...was part of a defense that held the Bengals to 190 yards of total offense and had three interceptions...**12/19 vs. N.Y. Jets:** Had five tackles...**12/23 vs. Carolina:** Had 12 tackles and one pass breakup...was part of a defense that held the Panthers to a season-low 72 yards passing and forced two turnovers...**1/2 at Cleveland:** Made his 91st career start in the secondary...had three tackles...posted his second interception of the season and returned it 23 yards in the second quarter...was part of a defense that held the Browns to 225 total yards...**AFC Divisional Game 1/15 vs. Baltimore:** Played in his sixth career postseason contest (first two games were with the Washington Redskins)...started his fourth career postseason contest...had eight tackles...forced his second career postseason fumble in the third quarter...posted his first career postseason interception later in the third quarter...was part of a defense that held the Ravens to 125 yards passing and forced three turnovers...**AFC Championship Game 1/23 vs. N.Y. Jets:** Played in his seventh career postseason contest, starting his fifth career postseason game at free safety...had five tackles and one pass breakup...was part of a defense that held the Jets to less than 300 total yards...had one special teams tackle...**Super Bowl XLV 2/6 vs. Green Bay:** Made his sixth career postseason start at free safety...had a team-high eight tackles.



## Ryan Clark

**2009 [15-15]:** Started 15 games at FS...finished second on the team with 110 tackles and tied for the team lead with three interceptions...also surpassed 500 tackles for his career...**9/10 vs. Tennessee:** Made his 61st career start at FS...finished with six solo tackles...surpassed 400 career tackles [405]...**9/20 at Chicago:** Played in his 85th career game and made his 62nd career start at FS...finished with seven solo tackles and one pass defense...**9/27 at Cincinnati:** Made his 63rd career start at FS...recorded eight solo tackles, two pass defenses and one QB pressure...**10/4 vs. San Diego:** Made his 64th career start at FS...recorded six solo tackles...**10/11 at Detroit:** Made his 65th career start at FS...recorded seven solo tackles with one interception for no gain...**10/18 vs. Cleveland:** Made his 66th career start at FS...recorded three solo tackles with one interception for no gain...**10/25 vs. Minnesota:** Made his 67th career start at FS...recorded seven solo tackles and one pass breakup...**11/9 at Denver:** Was inactive for the game...**11/15 vs. Cincinnati:** Made his 68th career start at FS...recorded eight solo tackles and one pass breakup...**11/22 at Kansas City:** Made his 69th career start at FS...recorded 10 solo tackles and two pass breakups...**11/29 at Baltimore:** Made his 70th career start at FS...recorded seven solo tackles...**12/6 vs. Oakland:** Made his 71st career start at FS...recorded seven tackles (four solo)...**12/10 at Cleveland:** Made his 72nd career start at FS...recorded 11 solo tackles...**12/20 vs. Green Bay:** Made his 73rd career start at FS...recorded six solo tackles with one pass breakup...**12/27 vs. Baltimore:** Made his 74th career start at FS...recorded nine solo tackles...**1/3 at Miami:** Made his 75th career start at FS...recorded eight solo tackles, one pass breakup and an interception.

**2008 [14-14/3-3]:** Started 14 regular-season games...missed games on November 3 at Washington and December 28 against Cleveland due to shoulder injuries...selected as the Steelers' 2008 winner of "The Chief Award" for his cooperation with the media, an award voted annually by the Pittsburgh chapter of the Pro Football Writers of America...received the Ed Block Courage award...named to the *USA Today* All-Joe team...finished

second on the team with a career-high 113 tackles (55 solo)...also contributed one interception and eight pass defenses...had five tackles on special teams...set Steelers' personal highs with 12 tackles on November 20 versus Cincinnati and December 21 at Tennessee...started all three postseason games...finished with 14 postseason tackles (11 solo)...forced the first fumble of his postseason career late in the fourth quarter of the AFC Championship Game...**9/7 vs. Houston:** Played in his 70th career game and made his 47th career start at FS...tied for second on the team with eight tackles (five solo)...added one tackle on special teams...**9/14 at Cleveland:** Made his 48th career start at FS and recorded five tackles (two solo)...tied Bryant McFadden for the team lead with two pass defenses...**9/21 at Philadelphia:** Made his 49th career start at FS...finished second on the team with nine tackles (five solo)...**9/29 vs. Baltimore:** Made his 50th career start and recorded eight tackles (three solo) and had one pass defense...had one solo tackle on special teams...**10/5 at Jacksonville:** Made his fifth consecutive start at FS...finished second (tied) on the team with seven tackles (three solo)...had one QB pressure...**10/19 at Cincinnati:** Played in his 75th career game and made his sixth consecutive start at FS...finished with eight tackles (four solo)...recorded one solo tackle on special teams...**10/26 vs. New York Giants:** Started his seventh consecutive game at FS...finished second on the team with nine tackles (seven solo)...seven solo tackles led the team and were a season high (tied)...had one pass defense...had one solo tackle on special teams...**11/3 at Washington:** Was inactive due to a shoulder injury...**11/9 vs. Indianapolis:** Returned from a shoulder injury to make his 54th career start at FS...had five tackles (one solo) and one pass defense...**11/16 vs. San Diego:** Made his second consecutive start at FS...finished with seven tackles (two solo)...**11/20 vs. Cincinnati:** Made his third consecutive start at FS...finished with 12 tackles (six solo), the most in his three years with the Steelers...**11/30 at New England:** Played in his 80th career game and made his fourth consecutive start at FS...finished with eight tackles (five solo), one QB pressure and two pass defenses...**12/7 vs. Dallas:** Made his fifth consecutive start at FS...finished with eight tack-

## Ryan Clark

les [three solo]...had one solo tackle on special teams...**12/14 at Baltimore:** Made his sixth consecutive start at FS...finished with seven tackles (two solo)...surpassed 100 tackles in a season for the first time in his career (101)...recorded his first interception of the season in the first quarter...**12/21 at Tennessee:** Made his 60th career start...led the team with 12 tackles (seven solo) and had one pass defense...left the game late in the fourth quarter with a shoulder injury...**12/28 vs. Cleveland:** Was inactive due to a shoulder injury...**AFC Divisional Game 1/11 vs. San Diego:** Made his third career postseason start...finished with one solo tackle...**AFC Championship Game 1/18 vs. Baltimore:** Made his second consecutive postseason start at FS...finished second on the team with eight solo tackles...caused his first postseason fumble late in the fourth quarter...**Super Bowl XLIII 2/1 vs. Arizona:** Made his third consecutive postseason start at FS...finished with five tackles [two solo].

**2007 (6-6):** Started six games at FS...missed three consecutive games in Weeks 8-10 due to a spleen injury...was placed on the Reserve/Injured List on Nov. 14...finished the season with 24 tackles, one sack, two pass defenses and a forced fumble...**9/9 at Cleveland:** Started at FS...had three solo tackles, including a sack for a loss of 12 yards...also broke up one pass and registered the third forced fumble of his career...**9/16 vs. Buffalo:** Started at FS and logged four solo tackles and one defended pass...also had two special teams tackles...**9/23 vs. San Francisco:** Started at FS and had four solo tackles...his four tackles put him over 300 career tackles, with 303...**9/30 at Arizona:** Made his fourth consecutive start at FS and racked up five solo tackles and one quarterback hit...**10/7 vs. Seattle:** Made his fifth consecutive start, but his first at SS, due to an injury to Troy Polamalu...registered four solo tackles...part of a defensive unit that allowed only 144 total yards, 38 rushing yards, 106 passing yards and only eight first downs...**10/21 at Denver:** Returned to his starting role at FS, which gave him his sixth consecutive start...racked up four solo tackles...part of a defensive unit that allowed Denver running backs to pick up only 54 rushing yards...**10/28 at Cincinnati:**

Was inactive due to illness...**11/5 vs. Baltimore:** Was inactive due to illness...**11/11 vs. Cleveland:** Missed his third consecutive game due to a spleen injury...**11/14:** Placed on Reserve/Injured List.

**2006 (13-12):** In his first season with the Steelers, started 12 games and finished with 75 tackles...had one interception and three fumble recoveries...**9/7 vs. Miami:** Started his first game as a Steeler at FS...registered six solo tackles...also recorded a pass defense and one tackle for a loss...**9/18 at Jacksonville:** Started at FS and recorded eight solo tackles...also added one pass defense...**9/24 vs. Cincinnati:** Started at FS and recorded eight tackles (six solo)...hit Bengals WR Chris Henry over the middle, causing the ball to be intercepted by Ike Taylor...**10/8 at San Diego:** Started at FS and recorded his first interception as a Steeler...tied a game high with eight tackles (seven solo)...**10/15 vs. Kansas City:** Started at FS...recorded four tackles (three solo)...**10/22 at Atlanta:** Started at FS...recorded seven tackles (six solo)...**10/29 at Oakland:** Started at FS and recorded six tackles [four solo]...added one solo special teams tackle...held the Raiders to 17 yards passing...**11/5 vs. Denver:** Started at FS and recorded three tackles...**11/12 vs. New Orleans:** Recorded five tackles (four solo) and recovered two fumbles, the first fumble recoveries of his career...added one solo special teams tackle...**11/19 at Cleveland:** Recorded six tackles (five solo) and one pass defense...recovered a fumble, his third recovery in the last two games...**11/26 at Baltimore:** Started at FS...recorded nine tackles (six solo) and one solo special teams tackle...**12/3 vs. Tampa Bay:** Recorded four solo tackles before leaving the game with a groin injury...**12/7 vs. Cleveland:** Did not play due to a groin injury...**12/17 at Carolina:** Saw action but didn't start...recorded one tackle before re-aggravating his groin...added one special teams tackle...**12/24 vs. Baltimore:** Was inactive due to a hamstring injury...**12/31 at Cincinnati:** Did not dress due to a hamstring injury.

**2005 (13-13-2-2):** Finished the season with 72 tackles (48 solo), three interceptions, two forced fumbles and a half sack...**9/11 vs. Chicago:** Inactive because of an injury...**9/19 at Dallas:** Inactive because of an injury...**10/2 vs. Seattle:** Recorded



## Ryan Clark

at safety...recorded three tackles (all solo)...**10/9 at Denver:** Started at safety...recorded eight tackles (four solo)...**10/16 at Kansas City:** Inactive because of an injury...**10/24 vs. San Francisco:** Started at safety...recorded two tackles (one solo)...**10/30 at New York Giants:** Recorded career highs with 14 tackles and 11 solo tackles, and also tallied his first career interception (Eli Manning) and one pass deflection...**11/6 vs. Philadelphia:** Recorded five tackles (three solo) and one interception for six yards...made a game saving intercepting Eagles quarterback Donovan McNabb on fourth down on the Redskins 7-yard line with 1:32 remaining in the fourth quarter...**11/13 at Tampa Bay:** Started at strong safety...recorded six tackles (four solo) and two special teams tackles...**11/20 vs. Oakland:** Started at strong safety...recorded four tackles (three solo)...**11/27 vs. San Diego:** Started at strong safety...recorded six tackles (four solo), a half-sack for 4.5 yards...**12/4 at St. Louis:** Started a strong safety...recorded three tackles (two solo) and one special teams tackle...**12/11 at Arizona:** Started at safety...recorded four tackles (three solo)...**12/18 vs. Dallas:** Started at safety...recorded six tackles (three solo) and one forced fumble...recorded one special teams tackle...**12/24 vs. New York Giants:** Started at safety...recorded six tackles (four solo)...**1/1 at Philadelphia:** Started at safety...recorded five tackles (three solo), one interception for four yards and one forced fumble.

**2004 (15-11):** Stepped in for the secondary when Matt Bowen and Andre Lott went down due to injuries...played in 15 games and made 11 starts...led all Washington defensive backs with 91 tackles (65 solo) and finished fourth on the team...added 10 special teams tackles...**9/19 at New York Giants:** Recorded four tackles (three solo)...**9/27 vs. Dallas:** Registered one solo tackle...**10/3 at Cleveland:** Finished with an assisted tackle...**10/10 vs. Baltimore:** Set a then career high with 12 tackles (10 solo)...**10/17 at Chicago:** Recorded nine tackles (six solo)...**10/31 vs. Green Bay:** Recorded nine tackles (six solo)...**11/7 at**

**Detroit:** Recorded 11 tackles (eight solo)...**11/14 vs. Cincinnati:** Matched a then-career high with 12 tackles and 10 solo...**11/21 at Philadelphia:** Recorded six tackles (five solo)...**11/28 at Pittsburgh:** Recorded five tackles (two solo)...**12/5 vs. New York Giants:** Notched four stops (three solo)...**12/12 vs. Philadelphia:** Registered three tackles (two solo)...**12/18 at San Francisco:** Finished with two solo tackles...**12/26 at Dallas:** Registered seven tackles (five solo)...**1/2 vs. Minnesota:** Notched five stops (two solo).

**2003 (16-4):** Had a breakout season with the Giants, playing every game while starting four times...recorded 23 tackles (17 solo) one sack, two pass defenses and five special teams stops...**10/19 vs. Philadelphia:** Notched four tackles with one solo and a pass defense...**11/9 vs. Atlanta:** Recorded six tackles (three solo) and a pass defense...**11/16 at Philadelphia:** Recorded three solo tackles...**11/24 at Tampa Bay:** Notched five solo stops...**12/21 at Dallas:** Recorded two solo tackles...**12/28 vs. Carolina:** Recorded three solo tackles and his first career sack for a loss of seven yards.

**2002 (6-0):** Played in the first six games on special teams...was signed to the Giants practice squad where he was for the remainder of the season...**9/15 at St. Louis:** Recorded his only tackle of the season.

**COLLEGE** Started 36 consecutive games at free safety for LSU. **2001:** Ranked third on the Tigers with 88 tackles (63 solo) and recorded three interceptions. **2000:** Was selected to the All-SEC second team by the league's coaches. **1999:** Started all 11 games...led the Tigers in tackles (110), interceptions (3), pass breakups (10) and forced fumbles (3). **1998:** Named LSU's Special Teams Player of the Year.

**PERSONAL** Is married to Yonka and has three children, Jordan, Jaden and Loghan...son of Michael and Sheila Clark...Full name: Ryan Terry Clark.

## Ryan Clark

## Clark's 2010 Game-by-Game Statistics

Date	Opponent	GP	GS	T	AT	TOT	Sacks	Yds	Int/Yds	PD	FF	FR
9/12	ATLANTA	1	1	3	4	7	0.0	0.0	0/0	0	0	0
9/19	at Tennessee	1	1	4	2	6	0.0	0.0	0/0	1	0	0
9/26	at Tampa Bay	1	1	3	2	5	0.0	0.0	0/0	0	0	1
10/3	BALTIMORE	1	1	7	6	13	0.0	0.0	0/0	1	0	0
10/17	CLEVELAND	1	1	4	2	6	0.0	0.0	1/11	0	0	0
10/24	at Miami	1	1	4	4	8	0.0	0.0	0/0	0	0	0
10/31	at New Orleans	1	1	2	4	6	0.0	0.0	0/0	1	0	0
11/8	at Cincinnati	1	1	4	2	6	0.0	0.0	0/0	0	0	0
11/14	NEW ENGLAND	1	1	4	8	12	0.0	0.0	0/0	0	0	0
11/21	OAKLAND	1	1	4	4	8	0.0	0.0	0/0	0	0	0
11/28	at Buffalo	1	1	7	4	11	0.0	0.0	0/0	1	0	0
12/5	at Baltimore	1	1	4	1	5	0.0	0.0	0/0	1	0	0
12/12	CINCINNATI	1	1	6	1	7	0.0	0.0	0/0	1	0	0
12/19	N.Y. JETS	1	1	4	3	7	0.0	0.0	0/0	0	0	0
12/23	CAROLINA	1	1	5	7	12	0.0	0.0	0/0	1	0	0
1/2	at Cleveland	1	1	2	1	3	0.0	0.0	1/23	0	0	0
<b>SEASON TOTALS</b>		<b>16</b>	<b>16</b>	<b>67</b>	<b>55</b>	<b>122</b>	<b>0.0</b>	<b>0.0</b>	<b>2/34</b>	<b>7</b>	<b>0</b>	<b>1</b>

## POSTSEASON

1/15	BALTIMORE	1	1	2	6	8	0.0	0.0	1/17	1	1	0
1/23	N.Y. JETS	1	1	3	2	5	0.0	0.0	0/0	1	0	0
2/6	vs. Green Bay	1	1	6	2	8	0.0	0.0	0/0	0	0	0
<b>POSTSEASON TOTALS</b>		<b>3</b>	<b>3</b>	<b>11</b>	<b>10</b>	<b>21</b>	<b>0.0</b>	<b>0.0</b>	<b>1/17</b>	<b>2</b>	<b>1</b>	<b>0</b>

## Clark's 2009 Game-by-Game Statistics

Date	Opponents	GP	GS	T	AT	TOT	Sacks	Yds	Int/Yds	PD	FF	FR	
9/10	TENNESSEE	1	1	6	0	6	0.0	0.0	0/0	0	0	0	
9/20	at Chicago	1	1	7	0	7	0.0	0.0	0/0	1	0	0	
9/27	at Cincinnati	1	1	8	0	8	0.0	0.0	0/0	2	0	0	
10/4	SAN DIEGO	1	1	6	0	6	0.0	0.0	0/0	0	0	0	
10/11	at Detroit	1	1	7	0	7	0.0	0.0	1/0	0	0	0	
10/18	CLEVELAND	1	1	3	0	3	0.0	0.0	1/0	0	0	0	
10/25	MINNESOTA	1	1	7	0	7	0.0	0.0	0/0	1	0	0	
11/9	at Denver	INACTIVE											
11/15	CINCINNATI	1	1	8	0	8	0.0	0.0	0/0	1	0	0	
11/22	at Kansas City	1	1	10	0	10	0.0	0.0	0/0	2	0	0	
11/29	at Baltimore	1	1	7	0	7	0.0	0.0	0/0	0	0	0	
12/6	OAKLAND	1	1	7	0	7	0.0	0.0	0/0	0	0	0	
12/10	at Cleveland	1	1	11	0	11	0.0	0.0	0/0	0	0	0	
12/20	GREEN BAY	1	1	6	0	6	0.0	0.0	0/0	1	0	0	
12/27	BALTIMORE	1	1	9	0	9	0.0	0.0	0/0	0	0	0	
1/3	at Miami	1	1	8	0	8	0.0	0.0	1/0	1	0	0	
<b>SEASON TOTALS</b>		<b>15</b>	<b>15</b>	<b>110</b>	<b>0</b>	<b>110</b>	<b>0.0</b>	<b>0.0</b>	<b>3/0</b>	<b>9</b>	<b>0</b>	<b>0</b>	

## Clark's 2008 Game-by-Game Statistics

Date	Opponents	GP	GS	T	AT	TOT	Sacks	Yds	Int/Yds	PD	FF	FR	
9/7	HOUSTON	1	1	5	3	8	0.0	0.0	0/0	0	0	0	
9/14	at Cleveland	1	1	2	3	5	0.0	0.0	0/0	2	0	0	
9/21	at Philadelphia	1	1	5	4	9	0.0	0.0	0/0	0	0	0	
9/29	BALTIMORE	1	1	3	5	8	0.0	0.0	0/0	1	0	0	
10/5	at Jacksonville	1	1	3	4	7	0.0	0.0	0/0	0	0	0	
10/19	at Cincinnati	1	1	4	4	8	0.0	0.0	0/0	0	0	0	
10/26	NEW YORK GIANTS	1	1	7	2	9	0.0	0.0	0/0	1	0	0	
11/3	at Washington	INACTIVE											
11/9	INDIANAPOLIS	1	1	1	4	5	0.0	0.0	0/0	1	0	0	
11/16	SAN DIEGO	1	1	2	5	7	0.0	0.0	0/0	0	0	0	



## Clark's 2008 Game-by-Game Statistics (Continued)

Date	Opponents	GP	GS	T	AT	TOT	Sacks	Yds	Int/Yds	PD	FF	FR
11/20	CINCINNATI	1	1	6	6	12	0.0	0.0	0/0	0	0	0
11/30	at New England	1	1	5	3	8	0.0	0.0	0/0	2	0	0
12/7	DALLAS	1	1	3	5	8	0.0	0.0	0/0	0	0	0
12/14	at Baltimore	1	1	2	5	7	0.0	0.0	1/0	0	0	0
12/21	at Tennessee	1	1	7	5	12	0.0	0.0	0/0	1	0	0
12/28	CLEVELAND											
INACTIVE												
<b>SEASON TOTALS</b>		<b>14</b>	<b>14</b>	<b>55</b>	<b>58</b>	<b>113</b>	<b>0.0</b>	<b>0.0</b>	<b>1/0</b>	<b>8</b>	<b>0</b>	<b>0</b>

## POSTSEASON

1/11	SAN DIEGO	1	1	1	0	1	0.0	0.0	0/0	0	0	0
1/18	BALTIMORE	1	1	8	0	8	0.0	0.0	0/0	0	1	0
2/1	vs. Arizona	1	1	2	3	5	0.0	0.0	0/0	0	0	0
<b>POSTSEASON TOTALS</b>		<b>3</b>	<b>3</b>	<b>11</b>	<b>3</b>	<b>14</b>	<b>0.0</b>	<b>0.0</b>	<b>0/0</b>	<b>0</b>	<b>1</b>	<b>0</b>

## Clark's 2007 Game-by-Game Statistics

Date	Opponents	GP	GS	T	AT	TOT	Sacks	Yds	Int/Yds	PD	FF	FR
9/9	at Cleveland	1	1	3	0	3	1.0	12.0	0/0	1	1	0
9/16	BUFFALO	1	1	4	0	4	0.0	0.0	0/0	1	0	0
9/23	SAN FRANCISCO	1	1	4	0	4	0.0	0.0	0/0	0	0	0
9/30	at Arizona	1	1	5	0	5	0.0	0.0	0/0	0	0	0
10/7	SEATTLE	1	1	4	0	4	0.0	0.0	0/0	0	0	0
10/21	at Denver	1	1	4	0	4	0.0	0.0	0/0	0	0	0
10/28	at Cincinnati											
INACTIVE												
11/5	BALTIMORE											
INACTIVE												
11/11	CLEVELAND											
INACTIVE												
11/18	at New York Jets											
RESERVE/INJURED LIST												
11/26	MIAMI											
RESERVE/INJURED LIST												
12/2	CINCINNATI											
RESERVE/INJURED LIST												
12/9	at New England											
RESERVE/INJURED LIST												
12/16	JACKSONVILLE											
RESERVE/INJURED LIST												
12/20	at St. Louis											
RESERVE/INJURED LIST												
12/30	at Baltimore											
RESERVE/INJURED LIST												
<b>SEASON TOTALS</b>		<b>6</b>	<b>6</b>	<b>24</b>	<b>0</b>	<b>24</b>	<b>1.0</b>	<b>12.0</b>	<b>0/0</b>	<b>2</b>	<b>1</b>	<b>0</b>

## POSTSEASON

1/5	JACKSONVILLE											
RESERVE/INJURED LIST												

## Clark's 2006 Game-by-Game Statistics

Date	Opponents	GP	GS	T	AT	TOT	Sacks	Yds	Int/Yds	PD	FF	FR
9/7	MIAMI	1	1	6	0	6	0.0	0	0/0	1	0	0
9/18	at Jacksonville	1	1	8	0	8	0.0	0	0/0	1	0	0
9/24	CINCINNATI	1	1	6	2	8	0.0	0	0/0	0	0	0
10/8	at San Diego	1	1	7	1	8	0.0	0	1/1	1	0	0
10/15	KANSAS CITY	1	1	3	1	4	0.0	0	0/0	0	0	0
10/22	at Atlanta	1	1	6	1	7	0.0	0	0/0	0	0	0
10/29	at Oakland	1	1	4	2	6	0.0	0	0/0	0	0	0
11/5	DENVER	1	1	0	3	3	0.0	0	0/0	0	0	0
11/12	NEW ORLEANS	1	1	4	1	5	0.0	0	0/0	0	0	2
11/19	at Cleveland	1	1	5	1	6	0.0	0	0/0	1	0	1
11/26	at Baltimore	1	1	6	3	9	0.0	0	0/0	0	0	0
12/3	TAMPA BAY	1	1	4	0	4	0.0	0	0/0	0	0	0
12/7	CLEVELAND											
INACTIVE												
12/17	at Carolina	1	0	1	0	1	0.0	0	0/0	0	0	0
12/24	BALTIMORE											
INACTIVE												
12/31	at Cincinnati											
INACTIVE												
<b>SEASON TOTALS</b>		<b>13</b>	<b>12</b>	<b>60</b>	<b>15</b>	<b>75</b>	<b>0.0</b>	<b>0</b>	<b>1/1</b>	<b>4</b>	<b>0</b>	<b>3</b>

## Ryan Clark

## Clark's 2005 Game-by-Game Statistics

Date	Opponent	GP	GS	T	AT	TOT	Sacks	Yds	Int	PD	FF	FR
9/11	CHICAGO						INACTIVE					
9/19	at Dallas						INACTIVE					
10/2	SEATTLE	1	1	3	0	3	0.0	0.0	0/0	0	0	0
10/9	at Denver	1	1	4	4	8	0.0	0.0	0/0	0	0	0
10/16	at Kansas City						INACTIVE					
10/23	SAN FRANCISCO	1	1	1	1	2	0.0	0.0	0/0	0	0	0
10/30	at New York Giants	1	1	11	3	14	0.0	0.0	1/0	1	0	0
11/6	PHILADELPHIA	1	1	3	2	5	0.0	0.0	1/6	1	0	0
11/13	at Tampa Bay	1	1	4	2	6	0.0	0.0	0/0	0	0	0
11/20	OAKLAND	1	1	3	1	4	0.0	0.0	0/0	0	0	0
11/27	SAN DIEGO	1	1	4	2	6	0.5	4.5	0/0	0	0	0
12/4	at St. Louis	1	1	2	1	3	0.0	0.0	0/0	0	0	0
12/11	at Arizona	1	1	3	1	4	0.0	0.0	0/0	0	0	0
12/18	DALLAS	1	1	3	3	6	0.0	0.0	0/0	0	1	0
12/24	NEW YORK GIANTS	1	1	4	2	6	0.0	0.0	0/0	0	0	0
1/1	at Philadelphia	1	1	3	2	5	0.0	0.0	1/4	1	1	0
<b>SEASON TOTALS</b>		<b>13</b>	<b>13</b>	<b>48</b>	<b>24</b>	<b>72</b>	<b>0.5</b>	<b>4.5</b>	<b>3/10</b>	<b>3</b>	<b>2</b>	<b>0</b>

## POSTSEASON

1/7	at Tampa Bay	1	1	6	2	8	0.0	0.0	0/0	0	0	0
1/14	at Seattle	1	1	5	1	6	0.0	0.0	0/0	1	0	0
<b>POSTSEASON TOTALS</b>		<b>2</b>	<b>2</b>	<b>11</b>	<b>3</b>	<b>14</b>	<b>0.0</b>	<b>0.0</b>	<b>0/0</b>	<b>1</b>	<b>0</b>	<b>0</b>

## Clark's 2004 Game-by-Game Statistics

Date	Opponent	GP	GS	T	AT	TOT	Sacks	Yds	Int	PD	FF	FR
9/12	TAMPA BAY						INACTIVE					
9/19	at New York Giants	1	0	3	1	4	0.0	0.0	0/0	0	0	0
9/27	DALLAS	1	0	1	0	1	0.0	0.0	0/0	0	0	0
10/3	at Cleveland	1	0	0	1	1	0.0	0.0	0/0	0	0	0
10/10	BALTIMORE	1	0	10	2	12	0.0	0.0	0/0	0	0	0
10/17	at Chicago	1	1	6	3	9	0.0	0.0	0/0	0	0	0
10/31	GREEN BAY	1	1	6	3	9	0.0	0.0	0/0	0	0	0
11/7	at Detroit	1	1	8	3	11	0.0	0.0	0/0	0	0	0
11/14	CINCINNATI	1	1	10	2	12	0.0	0.0	0/0	0	0	0
11/21	at Philadelphia	1	1	5	1	6	0.0	0.0	0/0	0	0	0
11/28	at Pittsburgh	1	1	2	3	5	0.0	0.0	0/0	0	0	0
12/5	NEW YORK GIANTS	1	1	3	1	4	0.0	0.0	0/0	0	0	0
12/12	PHILADELPHIA	1	1	2	1	3	0.0	0.0	0/0	0	0	0
12/18	at San Francisco	1	1	2	0	2	0.0	0.0	0/0	1	0	0
12/26	at Dallas	1	1	5	2	7	0.0	0.0	0/0	0	0	0
1/2	MINNESOTA	1	1	2	3	5	0.0	0.0	0/0	0	0	0
<b>SEASON TOTALS</b>		<b>15</b>	<b>11</b>	<b>65</b>	<b>26</b>	<b>91</b>	<b>0.0</b>	<b>0.0</b>	<b>0/0</b>	<b>1</b>	<b>0</b>	<b>0</b>

## Clark's 2003 Game-by-Game Statistics

Date	Opponent	GP	GS	T	AT	TOT	Sacks	Yds	Int	PD	FF	FR
9/7	ST. LOUIS	1	0	0	0	0	0.0	0.0	0/0	0	0	0
9/15	DALLAS	1	0	0	0	0	0.0	0.0	0/0	0	0	0
9/21	at Washington	1	0	0	0	0	0.0	0.0	0/0	0	0	0
10/5	MIAMI	1	0	0	0	0	0.0	0.0	0/0	0	0	0
10/12	at New England	1	0	0	0	0	0.0	0.0	0/0	0	0	0
10/19	PHILADELPHIA	1	1	1	3	4	0.0	0.0	0/0	1	0	0
10/26	at Minnesota	1	0	0	0	0	0.0	0.0	0/0	0	0	0
11/2	NEW YORK JETS	1	0	0	0	0	0.0	0.0	0/0	0	0	0
11/9	ATLANTA	1	0	3	3	6	0.0	0.0	0/0	1	0	0
11/16	at Philadelphia	1	1	3	0	3	0.0	0.0	0/0	0	0	0
11/24	at Tampa Bay	1	1	5	0	5	0.0	0.0	0/0	0	0	0
11/30	BUFFALO	1	0	0	0	0	0.0	0.0	0/0	0	0	0



## Clark's 2003 Game-by-Game Statistics (Continued)

Date	Opponent	GP	GS	T	AT	TOT	Sacks	Yds	Int	PD	FF	FR
12/7	WASHINGTON	1	0	0	0	0	0.0	0.0	0/0	0	0	0
12/14	at New Orleans	1	0	0	0	0	0.0	0.0	0/0	0	0	0
12/21	at Dallas	1	1	2	0	2	0.0	0.0	0/0	0	0	0
12/28	CAROLINA	1	0	3	0	3	1.0	7.0	0/0	0	0	0
<b>SEASON TOTALS</b>		<b>16</b>	<b>4</b>	<b>17</b>	<b>6</b>	<b>23</b>	<b>1.0</b>	<b>7.0</b>	<b>0/0</b>	<b>2</b>	<b>0</b>	<b>0</b>

## Clark's 2002 Game-by-Game Statistics

Date	Opponent	GP	GS	T	AT	TOT	Sacks	Yds	Int	PD	FF	FR
9/5	SAN FRANCISCO	1	0	0	0	0	0.0	0.0	0/0	0	0	0
9/15	at St. Louis	1	0	0	1	1	0.0	0.0	0/0	0	0	0
9/22	SEATTLE	1	0	0	0	0	0.0	0.0	0/0	0	0	0
9/29	at Arizona	1	0	0	0	0	0.0	0.0	0/0	0	0	0
10/6	at Dallas	1	0	0	0	0	0.0	0.0	0/0	0	0	0
10/13	ATLANTA	1	0	0	0	0	0.0	0.0	0/0	0	0	0
10/28	at Philadelphia						PRACTICE SQUAD					
11/3	JACKSONVILLE						PRACTICE SQUAD					
11/10	at Minnesota						PRACTICE SQUAD					
11/17	WASHINGTON						PRACTICE SQUAD					
11/24	at Houston						PRACTICE SQUAD					
12/1	TENNESSEE						PRACTICE SQUAD					
12/8	at Washington						PRACTICE SQUAD					
12/15	DALLAS						PRACTICE SQUAD					
12/22	at Indianapolis						PRACTICE SQUAD					
12/28	PHILADELPHIA						PRACTICE SQUAD					
<b>SEASON TOTALS</b>		<b>6</b>	<b>0</b>	<b>0</b>	<b>1</b>	<b>1</b>	<b>0.0</b>	<b>0.0</b>	<b>0/0</b>	<b>0</b>	<b>0</b>	<b>0</b>

## Clark's Career Statistics

## REGULAR SEASON

## TACKLES

Year	Team	GP	GS	T	AT	TOT	Sacks	Yds	Int	PD	FF	FR
2002	New York Giants	6	0	0	1	1	0.0	0.0	0/0	0	0	0
2003	New York Giants	16	4	17	6	23	1.0	7.0	0/0	2	0	0
2004	Washington	15	11	65	26	91	0.0	0.0	0/0	1	0	0
2005	Washington	13	13	48	24	72	0.5	4.5	3/10	3	2	0
2006	Pittsburgh	13	12	60	15	75	0.0	0.0	1/1	4	0	3
2007	Pittsburgh	6	6	24	0	24	1.0	12.0	0/0	2	1	0
2008	Pittsburgh	14	14	55	58	113	0.0	0.0	1/0	8	0	0
2009	Pittsburgh	15	15	110	0	110	0.0	0.0	3/0	9	0	0
2010	Pittsburgh	16	16	67	55	122	0.0	0.0	2/34	7	0	1
<b>NFL Totals</b>		<b>114</b>	<b>91</b>	<b>443</b>	<b>181</b>	<b>631</b>	<b>2.5</b>	<b>23.5</b>	<b>10/43</b>	<b>33</b>	<b>3</b>	<b>4</b>
<b>Steelers Totals</b>		<b>64</b>	<b>63</b>	<b>313</b>	<b>131</b>	<b>433</b>	<b>1.0</b>	<b>12.0</b>	<b>7/33</b>	<b>25</b>	<b>1</b>	<b>4</b>

Career Special Teams Tackles (33): 0 in '02, 5 in '03, 10 in '04, 7 in '05, 4 in '06, 2 in '07, 5 in '08, 0 in '09 and 0 in '10.

## POSTSEASON

## TACKLES

Year	Team	GP	GS	T	AT	TOT	Sacks	Yds	Int	PD	FF	FR
2005	Washington	2	2	11	3	14	0.0	0.0	0/0	0	0	0
2007	Pittsburgh	0	0	0	0	0	0.0	0.0	0/0	0	0	0
2008	Pittsburgh	3	3	11	3	14	0.0	0.0	0/0	0	1	0
2010	Pittsburgh	3	3	11	10	21	0.0	0.0	1/17	2	1	0
<b>NFL Totals</b>		<b>8</b>	<b>8</b>	<b>33</b>	<b>16</b>	<b>49</b>	<b>0.0</b>	<b>0.0</b>	<b>1/17</b>	<b>2</b>	<b>2</b>	<b>0</b>
<b>Steelers Totals</b>		<b>6</b>	<b>6</b>	<b>22</b>	<b>13</b>	<b>35</b>	<b>0.0</b>	<b>0.0</b>	<b>1/17</b>	<b>2</b>	<b>2</b>	<b>0</b>

Career Postseason Special Teams Tackles (1): 1 in '10.

## WILLIE COLON OT

HEIGHT – 6-3

WEIGHT – 315

COLLEGE – Hofstra

BIRTHDATE – April 9, 1983

BIRTHPLACE – Bronx, N.Y.

HOW ACQUIRED – D4a-'06 (#131)

NFL EXPERIENCE – 5th Year

74



**PRO** (50-50/4-4): Signed a five-year deal with the Steelers on

July 29, 2011... Signed his one-year contract tender on April 16, 2010... signed a one-year contract on March 11, 2009 to remain with the Steelers... originally drafted by the Steelers in the fourth round (131st overall) in the 2006 draft.

**2010 (0-0/0-0):** Missed the entire 2010 season after being placed on the Reserve/Injured List on July 21, 2010 due to an Achilles injury.

**2009 (16-16):** Started all 16 games at RT... provided protection for QB Ben Roethlisberger to throw for more than 4,300 yards, 26 touchdowns, and complete 66% of his passes during his record-setting season...**9/10 vs. Tennessee:** Made his 35th consecutive start at RT... provided protection for Ben Roethlisberger to complete 33-of-43 passes (76.7 pct.) for 363 yards with one touchdown...**9/20 at Chicago:** Made his 36th consecutive start at RT... provided protection for Roethlisberger to complete 23-of-35 passes (65.7 pct.) for 221 yards with one touchdown...**9/27 at Cincinnati:** Made his 37th consecutive start at RT... paved way for Willie Parker to rush 25 times for 93 yards (3.7 avg.) with a long of 24...**10/4 vs. San Diego:** Made his 38th consecutive start at RT... paved the way for Rashard Mendenhall to rush 165 yards in 29 attempts (5.7 avg.) with two touchdowns...**10/11 at Detroit:** Made his 39th consecutive start at RT... provided protection for Ben Roethlisberger to complete 23-of-30 passes (76.7 pct.) for 277 yards with three touchdowns...**10/18 vs. Cleveland:** Made his 40th consecutive start at RT... provided protection for Ben Roethlisberger to complete 23-of-35 passes (65.6 pct.) for 417 yards with two touchdowns...**10/25 vs. Minnesota:** Made his 41st consecutive start at RT... provided protection for Ben Roethlisberger to complete 14-of-26 passes (53.8 pct.) for 175 yards with one touchdown...**11/9 at Denver:** Made his 42nd consecutive start at RT... provided protection for Ben Roethlisberger to complete 21-of-29 passes (72.4 pct.) for 233 yards with one touchdown... paved the way for Rashard Mendenhall to rush 22 times for 155

yards (7.0 avg.) with a long of 36...**11/15 vs. Cincinnati:** Made his 43rd consecutive start at RT... provided protection for Ben Roethlisberger to complete 20-of-40 passes (50.0 pct.) for 174 yards...**11/22 at Kansas City:** Made his 44th consecutive start at RT... provided protection for Ben Roethlisberger to complete 32-of-42 passes (76.2 pct.) for 398 yards with three touchdowns...**11/29 at Baltimore:** Made his 45th consecutive start at RT... paved the way for Rashard Mendenhall to rush 95 yards in 24 attempts (4.0 avg.) with a long of 15... marked the first time of the season the offensive line did not allow a sack...**12/6 vs. Oakland:** Made his 46th consecutive start at RT... paved the way for Rashard Mendenhall to rush 103 yards in 20 attempts (5.2 avg.) with one touchdown... provided protection for Ben Roethlisberger to complete 18-of-24 passes (75.0 pct.) for 278 yards with two touchdowns...**12/10 at Cleveland:** Made his 47th consecutive start at RT... provided protection for Ben Roethlisberger to complete 18-of-32 passes (56.2 pct.) for 201 yards with a long of 24...**12/20 vs. Cleveland:** Made his 48th consecutive start at RT... provided protection for Ben Roethlisberger to complete 29-of-46 passes (63.0 pct.) for 503 yards and three touchdowns...**12/27 vs. Baltimore:** Made his 49th consecutive start at RT... provided protection for Ben Roethlisberger to complete 17-of-33 passes (51.5 pct.) for 259 yards with one touchdown...**1/3 at Miami:** Made his 50th consecutive start at RT... provided protection for Ben Roethlisberger to complete 18-of-27 passes (66.7 pct.) for 220 yards and three touchdowns... paved the way for Rashard Mendenhall to rush 94 yards in 20 attempts (4.7 avg.) with a long of 36 and Willie Parker to rush 91 yards in 12 attempts (7.6 avg.) with a long of 34.

**2008 (16-16/3-3):** Started all 16 regular-season games at RT for the second consecutive year... started all three postseason games at RT... paved way for Willie Parker to rush for the third-most yards in team postseason history (27-146, 5.4 avg.) in the AFC Divisional Game victory over San Diego...**9/7 vs. Houston:** Made his 19th consecutive start at RT and helped clear the



## Willie Colon

way for Parker to rush 25 times for 138 yards (5.5 avg.) with a career-high three touchdowns...**9/14 at Cleveland:** Made his 20th consecutive start at RT...helped Parker finish with 105 yards on 28 carries (3.8 avg.) for his second consecutive 100-yard rushing performance...**9/21 at Philadelphia:** Made his 21st consecutive start at RT...**9/29 vs. Baltimore:** Made his 22nd consecutive start at RT...**10/5 at Jacksonville:** Made his 23rd consecutive start at RT...provided the protection for Ben Roethlisberger to complete 26-of-41 passes for 309 yards and three touchdowns...**10/19 at Cincinnati:** Made his 24th consecutive start at RT...paved the way for Melwede Moore to rush 20 times for 120 yards (6.0 avg.) with two touchdowns...key cog to an offensive line which held the Bengals without a sack...**10/26 vs. New York Giants:** Made his 25th consecutive start at RT...paved the way for Moore to rush for 84 yards on 19 attempts (4.4 avg.) with a long of 32 yards and one touchdown...**11/3 at Washington:** Made his 26th consecutive start at RT...provided protection for Byron Leftwich to complete 7-of-10 passes for 129 yards with one touchdown during the second half...**11/9 vs. Indianapolis:** Made his 27th consecutive start at RT...paved the way for Moore to rush for two touchdowns, the third time this season that a Steelers' running back has scored multiple rushing touchdowns in the same game...**11/16 vs. San Diego:** Made his 28th consecutive start at RT...paved the way for Parker to rush 25 times for 115 yards (4.6 avg.) with a long of 13...**11/20 vs. Cincinnati:** Made his 29th consecutive start at RT...provided protection for Roethlisberger to complete 17-of-30 passes for 243 yards with one touchdown and a passer rating of 94.2...**11/30 at New England:** Made his 30th consecutive start at RT...paved way for Parker and Moore to combine for 154 yards on 28 attempts (5.5 avg.) as the Steelers rushed for 161 yards as a team...**12/7 vs. Dallas:** Made his 31st consecutive start at RT...provided protection for Roethlisberger to complete 17-of-33 passes for 204 yards with one touchdown and a passer rating of 80.9...**12/14 at Baltimore:** Made his 32nd consecutive start at RT...provided protection for Roethlisberger to complete 22-of-40 passes for 246 yards with one touchdown and a passer rating of 81.9...**12/21 at Tennessee:** Made his 33rd consecutive start at RT...provided protection for Roethlisberger to pass for a season-high 329 yards while completing 25-of-39 passes with two touchdowns...**12/28 vs. Cleveland:** Made his 34th consecutive start at RT...paved way for

Parker to rush for 116 yards on 23 attempts (5.0 avg.) with one touchdown...**AFC Divisional Game 1/11 vs. San Diego:** Made his second consecutive postseason start at RT...paved way for Parker to rush for 146 yards on 27 attempts (5.4 avg.) with two touchdowns...**AFC Championship Game 1/18 vs. Baltimore:** Made his third consecutive postseason start at RT...provided protection for Roethlisberger to complete 16-of-33 passes for 255 yards with one touchdown for a passer rating of 84.8...**Super Bowl XLIII 2/1 vs. Arizona:** Made his fourth consecutive postseason start at RT...provided protection for Roethlisberger to complete 21-of-30 passes for 256 yards with one touchdown and one interception for a passer rating of 93.2.

**2007 (16-16/1-1):** Started all 16 games at RT in first season as a starter...started the AFC Wild Card Game against Jacksonville at RT...part of a unit that paved the way for RB Willie Parker to finish fourth in NFL with 1,316 yards...**9/9 at Cleveland:** Had his third career start at RT and helped the offense pick up 365 yards, with 206 coming on the ground...**9/16 vs. Buffalo:** Made his second consecutive start of the season and the fourth start of his career...helped pave the way for Parker to have his 15th career 100-yard rushing game...**9/23 vs. San Francisco:** Had his third consecutive start of the season and the fifth of his career...was a key factor in Parker having his 16th career 100-yard rushing game...helped the offense gain a total of 350 yards, with 205 coming on the ground and another 145 passing...**9/30 at Arizona:** Made his fourth consecutive start of the season at RT and helped to allow Ben Roethlisberger to throw for 242 yards and two TDs...**10/7 vs. Seattle:** Made his fifth consecutive start at RT and helped the offense pick up 342 total yards, with 163 rushing and 179 passing...allowed Parker to have his 17th career and fourth 100-yard rushing game of the season (102 yards)...also made way for Najeh Davenport to rush for 58 yards and two rushing TDs...**10/21 at Denver:** Started at RT for the sixth time this season...part of a line that allowed the offense to gain 379 total yards and allowed Ben Roethlisberger to pass for 290 yards and four TDs...**10/28 at Cincinnati:** Made his ninth consecutive start at RT...part of an offensive line that allowed the Steelers to gain 390 yards, 230 passing and 160 rushing...helped make way for Parker to have his fifth 100-yard rushing game (126) of the season and rush for one TD...gave Roethlisberger time to finish 19-of-26 passing for 109.5 passer rating and two

## Willie Colon

passing TDs...**11/5 vs. Baltimore:** Started in his 10th consecutive game at RT...was a key factor in Roethlisberger going 13-of-16 passing for 209 yards with a career-high five TDs, while registering a perfect passer rating of 158.3...also a major part in Roethlisberger being able to pass for a TD in 13 consecutive games, which broke Terry Bradshaw's previous record of 12 consecutive games...**11/11 vs. Cleveland:** Made his 11th consecutive start at RT...helped the offense pick up 401 total yards, while helping Parker to rush for 105 yards on 25 attempts (4.2 avg.), giving him his sixth 100-yard rushing game of the season...also made it possible for Roethlisberger to complete 23-of-35 passes for 278 yards and two TDs while finishing with a passer rating of 99.9...**11/18 at New York Jets:** Made his 12th consecutive start at RT...**11/26 vs. Miami:** Made his 13th consecutive start at RT...**12/2 vs. Cincinnati:** Registered his 14th consecutive start at RT...part of an offensive line that allowed Roethlisberger to pass for two TDs, while also helping Parker gain 87 rushing yards, passing Barry Foster and Dick Hoak on the all-time rushing list for fifth place with 3,975 rushing yards...**12/9 at New England:** Made his 15th consecutive start at RT...helped Parker have his seventh 100-yard rushing performance of the season...**12/16 vs. Jacksonville:** Registered his 16th consecutive start at RT...part of an offensive line that helped Parker rush for 100 yards on 14 carries (7.1 avg.), which gave him his eighth 100-yard rushing game of the season...**12/20 at St. Louis:** Made his 17th consecutive start at RT...helped Davenport run for 123 yards on 24 carries (5.1 avg.) and one TD, while also allowing Roethlisberger to finish 16-of-20 passing for 261 yards and three TDs, which gave him his third perfect (158.3) passer rating of his career, tying Peyton Manning's NFL record...**12/30 at Baltimore:** Made his 18th consecutive start of the season at RT...**AFC Wild Card Game 1/5 vs. Jacksonville:** Made his first career postseason start and appearance at RT...gave Roethlisberger time to finish 29-of-42 for 337 yards passing with two TDs...also helped Davenport finish the game with two rushing TDs.

**2006 (2-2):** Was inactive for the first 14 games and then made his first two career starts in the final two games after Max Starks went down with an injury...**12/24 vs. Baltimore:** Started and played in his first career NFL game at RT...**12/31 at Cincinnati:** Started for the second straight game at RT...helped offense gain 482 total yards, including 207 yards rushing, and possess the ball for 40:41.

## COLLEGE

Saw action in 36 games, starting 35 of them...majored in interdisciplinary studies. **2005:** Anchored a line for an offense that ranked second in the Atlantic 10 and 15th in I-AA with 429.8 ypg...was named third-team All-American by *Don Hansen's Football Gazette* and also was an All-Atlantic 10 first-team selection, a first-team I-AA All-American as selected by both the Walter Camp Foundation and the American Football Coaches Association (AFCA), and a third-team Sports Network I-AA All-America pick...was also named to the *Don Hansen's Football Gazette* Northeast Regional first-team as well. **2004:** Started all 11 games at right tackle...voted to the All-Atlantic 10 second-team...received the Hofstra Hard Hat Award as the Offensive Lineman of the Year...received game balls in victories over Rhode Island and Richmond. **2003:** Started all 12 games at offensive tackle. **2002:** Played in one game (versus Rhode Island) at defensive tackle...Recorded one solo tackle. **2001:** Redshirted...majored in interdisciplinary studies.

## PERSONAL

Played four years of football, three years of basketball and was a member of the track team for one year at Cardinal Hayes High School in the Bronx, N.Y....played on the Cardinals CHSAA "A" championship team...received the Cardinal Hayes Outstanding Defensive Player Award as a senior...recorded 12 sacks as a senior and eight in each of his sophomore and junior seasons...was voted Most Valuable Player in the Catholic High School All-Star game...has one brother and one sister...is an active member of the Big Brothers Association...aspires to have a career in television or radio...son of Jean Davis...Full name: Willie M. Colon.



## DA'MON CROMARTIE-SMITH 5

HEIGHT – 6-2

WEIGHT – 210

COLLEGE – UTEP

BIRTHDATE – Feb. 19, 1987

BIRTHPLACE – Riverside, Calif.

HOW ACQUIRED – FA '10

NFL EXPERIENCE – 1st Year

# 42



### PRO

**(0-0/0-0):** Signed to the Steelers' practice squad on September 6, 2010...was released by the Steelers on September 4, 2010...signed to the Steelers active roster on August 8, 2010...was released on June 16, 2010...originally signed as a rookie free agent by the Steelers on April 26, 2010.

**2010 (0-0/0-0):** Spent the entire 2010 season on the practice squad.

### COLLEGE

Played in 46 games and started 34 of them for the Miners...averaged more than 90 tackles his final three seasons...had four career interceptions, 306 career tackles...had two sacks and nine tackles for a loss...majored in communications. **2009:** Defensive captain for the Miners...started 10 games...led the team with 108 tackles, 48 solo and 60 assisted tackles...had four tackles for a loss...had one sack...forced two fumbles...part of a defense that forced 15 fumbles...part of a defense that forced 13 interceptions...finished ninth in the nation in total tackles (108)...named to first-team All-Conference USA. **2008:** Honorable mention All-Conference USA...ranked second on the team in tackles with 77 (6.4 per game)...also tallied two tackles for losses, one sack, two interceptions (for 25 yards), three pass break-ups and a quarterback hurry...tied for 21st in C-USA in interceptions and 23rd in tackles...started all 12 games at Miner back...tied his career-high with 14 tackles at Houston...made 12 stops in the season finale at East Carolina...picked off a pass for 24 yards versus SMU...also had an interception at Louisiana-Lafayette...deflected two passes against UCF...accumulated nine tackles versus Rice, eight at Buffalo and seven against New Mexico State...season-high six solo stops came at Southern Miss, where he was credited

with seven takedowns total...registered a five-yard sack versus Texas. **2007:** Honorable mention All-Conference USA by the coaches...started all 12 contests at strong safety...ranked third on the team with 90 tackles (62 solo)...also credited with three tackles for losses, two interceptions (21 yards), a fumble recovery and was second on the squad with seven passes deflected...recorded a career-best 14 tackles, including 10 solo, at Texas Tech...came up with 13 stops at Tulane...had six tackles or more in eight of 12 outings...finished the season strong with 36 tackles, including 2.5 for losses, over the final four games...recovered a fumble at Rice...had a 21-yard interception return versus Texas Southern and also picked off a pass against East Carolina...broke up a season-high three passes at Rice...also had two break-ups at Texas Tech. **2006:** Compiled 21 tackles, a half-sack (against Memphis) and a pass break-up (versus New Mexico State) in 12 games as a reserve...had a season-best four stops at UAB...contributed three tackles at Tulsa and against Memphis. **2005:** Redshirted.

### PERSONAL

First team All-League defensive player as a senior at Rancho Verde High School...posted 106 tackles, three interceptions and a forced fumble in 2004...honorable mention all-league as a junior, totaling 36 stops and an interception for a touchdown...split time at strong safety, free safety and cornerback during a three-year varsity career...high school coach was Bill Holst...three-year varsity letter winner in track and field...competed in the 400, triple jump and long jump, as well as the 4x100 and 4x400 relays...parents are the late Sheryll Smith and the late Otis Smith...has seven brothers and one sister...brother, Terrelle Smith, plays for the Detroit Lions...Full name: Da'Mon Jonnel Cromartie-Smith.

## DENNIS DIXON QB

HEIGHT – 6-3

WEIGHT – 209

COLLEGE – Oregon

BIRTHDATE – Jan. 11, 1985

BIRTHPLACE – San Leandro, Calif.

HOW ACQUIRED – D5-'08 (#156)

NFL EXPERIENCE – 4th Year

10



## PRO

**[4-3/0-0]:** Signed a one-

year deal with the Steelers on

August 4, 2011...originally drafted by the Steelers in the fifth round (156th overall) of the 2008 NFL Draft.

**2010 [2-2/0-0]:** Started the first two games of the season in place of suspended QB Ben Roethlisberger... set career highs for completions, yards and longest completion in the season opener on September 9, 2010 vs. Atlanta...left the game at Tennessee in the second quarter with a knee injury and did not return... was placed on the Reserve/Injured List on October 2, 2010 and missed the rest of the 2010 season due to a knee injury...**9/12 vs. Atlanta:** Made his second career start, including his first at Heinz Field...tied a career high in attempts (26) and set career highs for completions (18), yards (236) and longest completion (52 yards to WR Mike Wallace)...threw one interception... had two rushes for four yards...completed 8-of-10 passes in the second half for 145 yards...**9/19 at Tennessee:** Made his third career start...finished 4-for-6 for 18 yards...had three rushes for 28 yards, including a long of 21 yards...left the game in the second quarter with a knee injury and did not return...**9/26 at Tampa Bay:** Was inactive due to a knee injury...**10/3 vs. Baltimore:** Was placed on the Reserve/Injured List on October 2, 2010.

**2009 [1-1]:** Made his first career start against the Baltimore Ravens in week 15 in place of injured QBs Ben Roethlisberger and Charlie Batch...threw first career touchdown and had a 24-yard touchdown run...was backup QB for the remainder of the season... **Served as the team's third quarterback for the first 10 games...11/29 at Baltimore:** Made his first career start at QB in place of the injured Roethlisberger and Batch...completed 12-of-26 passes (46.2 pct.) for 145 yards with one touchdown for a passer rating of 60.6...rushed three times for 27 yards (9.0 avg.) with one touchdown for a long of 24 yards...scored his first career passing and rushing touchdown in his first NFL start...**12/6 vs. Oakland:** Dressed but did not play as Roethlisberger's backup...**12/10 at Cleveland:** Dressed but did not play as Roethlisberger's

backup...**12/20 vs. Green Bay:** Dressed but did not play as Roethlisberger's backup...**12/27 vs. Baltimore:** Dressed but did not play as Roethlisberger's backup...**1/3 at Miami:** Dressed but did not play as Roethlisberger's backup.

**2008 [1-0/0-0]:** Served as the team's third quarterback for the first 15 games...made his NFL debut in the fourth quarter of the regular-season finale against Cleveland on December 28...completed his only pass attempt to Hines Ward for his 800th career reception...**12/28 vs. Cleveland:** Made his NFL debut when he quarterbacked the final two series of the game...finished 1-for-1 for three yards...only pass attempt was a completion to Ward for his 800th career reception... **AFC Divisional Game 1/11 vs. San Diego:** Served as the third quarterback...**AFC Championship Game 1/18 vs. Baltimore:** Served as the third quarterback... **Super Bowl XLIII 2/1 vs. Arizona:** Served as the third quarterback.

## COLLEGE

Dixon's 6,337 yards in total offense rank sixth on the school's career record list...his 38 touchdown passes rank seventh in Oregon all-time annals...his 2,585 yards in total offense in 2006 rank 11th on the Ducks' season-record list and his 2,719 yards in 2007 rank ninth...his 2,719 yards in total offense in 2007 rank ninth on Oregon's season-record list...his 1,208 yards rushing set the school career-record for QBs, topping the old mark set by Reggie Ogburn (1,171 yards, from 1979-80)... graduated with a degree in sociology. **2007:** Guided Oregon to an 8-1 record and a No. 2 seed in the BCS standings before getting injured...missed the team's final three games after suffering a torn ACL in his left knee (Nov. 3 versus Arizona State)...named Pacific-10 Conference's unanimous Offensive Player of the Year and honorable mention All-American...finished ninth on the school's single-season total offense chart (2,719 yards) while playing in only 10 games...finished fourth in the balloting for Associated Press Player of the Year...was one of three finalists for the Maxwell Award (College Player of the Year) and the Davey O'Brien National Quarterback Award as well as one of five finalists for the Walter Camp Player of the Year



## Dennis Dixon

award...his academic achievements were even more impressive as the ESPN the Magazine Academic All-District quarterback was one of five student-athletes in school history (and Oregon's first football player ever) to be bestowed with the NCAA Top VIII Award...also was the recipient of the National Football Foundation's Scholar-Athlete Award and accompanying post-graduate scholarship...the conference's three-time Offensive Player of the Week...finished his collegiate career as the single-season and all-time school record holder in passing completion percentage (67.7% and 63.9%, respectively)...established the school's standard for most career rushing yards (1,208) by a quarterback, while his 583 yards on the ground in 2007 finished second only to Reggie Ogburn's 644 yards from 1979 among the school's signal callers...ran and passed for touchdowns in the same game in seven of 10 appearances, and became only the Ducks' third quarterback in the modern era (first since 1995) to eclipse 100 yards rushing in one game (141 yards vs. Houston)...amassed a personal-best 374 yards passing and 382 yards total offense at Stanford while accounting for a personal best of five touchdowns (four passing, one rushing) against the Cardinal...concluded his career sixth on Oregon's all-time list for total offense (6,339 yards) and eighth in passing yards (5,129). **2006:** Second-team Academic All-Pac 10 Conference selection (3.27 grade point average in Sociology)...started 11 games...helped lead a team that ranked ninth in the nation in total offense (422.85 ypg)...completed 197-of-322 passes (61.2 percent) for 2,143 yards, 12 touchdowns and 14 interceptions...ranked third on the team with 442 yards and two scores on 94 carries

(4.7 avg). **2005:** Academic All-Pac 10 Conference honorable mention...appeared in 11 games, starting vs. California, Washington State, Oregon State and Oklahoma (Holiday Bowl)...completed 69-of-104 attempts (66.3 percent) for 777 yards, six touchdowns and three interceptions...gained 143 yards with a score on 49 carries (2.9 avg)...touched the ball 153 times, gaining 920 yards in total offense (83.6 ypg). **2004:** Played in six games as a reserve quarterback, completing 6-of-15 passes (40.0 percent) for 73 yards and rushed 10 times for 40 yards (4.0 avg)...gained 113 yards in total offense on 25 plays. **2003:** Did not attend school...enrolled at Oregon in January, 2004.

### PERSONAL

Attended San Leandro High School (San Leandro, Calif)... top vote-getter (eight votes) among quarterbacks on the Long Beach Press-Telegram's Best of the West list and earned Parade All-American honors as a senior, leading the team to an 11-1 record in 2002...that year, he completed 164-of-268 passes (61.2 percent) for 2,736 yards and 30 touchdowns...the three-year starter compiled a 36-3 record and was named to ESPN's Top 100 team (ranked 94th overall and 12th at quarterback)...during his career, amassed 5,951 aerial yards while throwing for 79 touchdowns...selected by the Cincinnati Reds in 20th Round (591st overall) of the 2003 Major League Baseball amateur entry draft...selected by Atlanta Braves in fifth Round (168th overall) of 2007 amateur entry draft...appeared in a total of 28 games in the Braves' minor league system as an outfielder in 2007...son of Dennis Dixon, Sr...Full name: Dennis Lee Dixon, Jr.

### Dixon's 2010 Game-by-Game Statistics

Date	Opponent	GP	GS	Att	Cmp	Pct	Yds	Att	TD	Int	Lg	Sack/Lost	Rtg
9/12	ATLANTA	1	1	26	18	69.2	236	9.1	0	1	52	3/25	81.6
9/19	at Tennessee	1	1	6	4	66.6	18	3.0	0	0	10	2/16	70.1
9/26	at Tampa Bay	INACTIVE											
10/3	BALTIMORE	RESERVE/INJURED LIST											
10/17	CLEVELAND	RESERVE/INJURED LIST											
10/24	at Miami	RESERVE/INJURED LIST											
10/31	at New Orleans	RESERVE/INJURED LIST											
11/8	at Cincinnati	RESERVE/INJURED LIST											
11/14	NEW ENGLAND	RESERVE/INJURED LIST											
11/21	OAKLAND	RESERVE/INJURED LIST											
11/28	at Buffalo	RESERVE/INJURED LIST											
12/5	at Baltimore	RESERVE/INJURED LIST											
12/12	CINCINNATI	RESERVE/INJURED LIST											
12/19	N.Y. JETS	RESERVE/INJURED LIST											
12/23	CAROLINA	RESERVE/INJURED LIST											
1/2	at Cleveland	RESERVE/INJURED LIST											
<b>SEASON TOTALS</b>		2	2	32	22	68.8	254	7.9	0	1	52	5/41	79.4

## Dennis Dixon

### Dixon's 2010 Game-by-Game Statistics (Continued)

#### POSTSEASON

Date	Opponent	GP	GS	Att	Cmp	Pct	Yds	Att	TD	Int	Lg	Sack/Lost	Rtg
1/15	BALTIMORE												
1/23	N.Y. JETS												
2/6	vs. Green Bay												
POSTSEASON TOTALS		0	0	0	0	0.0	0	0.0	0	0	0	0/0	0.0

### Dixon's 2009 Game-by-Game Statistics

Date	Opponent	GP	GS	Att	Cmp	Pct	Yds	Att	TD	Int	Lg	Sack/Lost	Rtg
9/10	TENNESSEE												
9/20	at Chicago												
9/27	at Cincinnati												
10/4	SAN DIEGO												
10/11	at Detroit												
10/18	CLEVELAND												
10/25	MINNESOTA												
11/9	at Denver												
11/15	CINCINNATI												
11/22	at Kansas City												
11/29	at Baltimore	1	1	26	12	46.2	145	5.6	1	1	33t	0/0	60.6
12/6	OAKLAND												
12/10	at Cleveland												
12/20	GREEN BAY												
12/27	BALTIMORE												
1/3	at Miami												
SEASON TOTALS		1	1	26	12	46.2	145	5.6	1	1	33t	0/0	60.6

### Dixon's 2008 Game-by-Game Statistics

Date	Opponent	GP	GS	Att	Cmp	Pct	Yds	Att	TD	Int	Lg	Sack/Lost	Rtg
9/7	Houston												
9/14	at Cleveland												
9/21	at Philadelphia												
9/29	BALTIMORE												
10/5	at Jacksonville												
10/19	at Cincinnati												
10/26	NEW YORK GIANTS												
11/3	at Washington												
11/9	INDIANAPOLIS												
11/16	SAN DIEGO												
11/20	CINCINNATI												
11/30	at New England												
12/7	DALLAS												
12/14	at Baltimore												
12/21	at Tennessee												
12/28	CLEVELAND	1	0	1	1	100.0	3	3.0	0	0	3	0/0	79.2
SEASON TOTALS		1	0	1	1	100.0	3	3.0	0	0	3	0/0	79.2

#### POSTSEASON

1/11	SAN DIEGO												
1/18	BALTIMORE												
2/1	vs. Arizona												
POSTSEASON TOTALS		0	0	0	0	0.0	0	0.0	0	0	0	0/0	0.0

### Dixon's Career Statistics

#### REGULAR SEASON

Year	Team	GP	GS	Att	Cmp	Pct	Yds	Att	TD	Int	Lg	Sack/Lost	Rtg
2008	Pittsburgh	1	0	1	1	100.0	3	3.0	0	0	3	0/0	79.2
2009	Pittsburgh	1	1	26	12	46.2	145	5.6	1	1	33t	0/0	60.6
2010	Pittsburgh	2	2	32	22	68.8	254	7.9	0	1	52	5/41	79.4
NFL Totals		4	3	59	35	59.3	402	6.8	1	2	52	5/41	71.4

#### POSTSEASON

2008	Pittsburgh	0	0	0	0	00.0	0	0.0	0	0	0	0/0	0.0
NFL Totals		0	0	0	0	00.0	0	0.0	0	0	0	0/0	0.0



## Dixon's Career Statistics (Continued)

## DIXON'S CAREER RUSHING TOTALS

## REGULAR SEASON

Year	Team	Att	Yds	Avg	Lg	TD
2008	Pittsburgh	2	-3	-1.5	-1	0
2009	Pittsburgh	3	27	9.0	24t	1
2010	Pittsburgh	5	32	6.4	21	0
NFL Totals		10	56	5.6	24	1

## POSTSEASON

Year	Team	Att	Yds	Avg	Lg	TD
2008	Pittsburgh	0	0	0.0	0	0
2010	Pittsburgh	RESERVE/INJURED LIST				
NFL Totals		0	0	0.0	0	0

Career Record as a Starter 2-1 (.667), 0-1 (.000) in '09, 2-0 (1.000) in '10

## JONATHAN DWYER RB

HEIGHT - 5-11

WEIGHT - 229

COLLEGE - Georgia Tech

BIRTHDATE - July 26, 1989

BIRTHPLACE - Marietta, Ga.

HOW ACQUIRED - D6a-'10 (#188)

NFL EXPERIENCE - 2nd Year

27



**PRO** (1-0/0-0): Drafted by the Steelers as their first of two selections in the sixth round (188th overall) of the 2010 NFL Draft.

**2010** (1-0/0-0): Was inactive for every game except the season finale on January 2, 2011 at Cleveland...saw action in place of injured RB Mewelde Moore...finished the regular season with nine carries for 28 yards, including a long of seven yards...was inactive for all three postseason contests...**1/2 at Cleveland:** Saw action for the first time in his career at RB...had nine rushes for 28 yards, including a long of seven yards...**AFC Divisional Game 1/15 vs. Baltimore:** Was inactive...**AFC Championship Game 1/23 vs. N.Y. Jets:** Was inactive...**Super Bowl XLV 2/6 vs. Green Bay:** Was inactive.

**COLLEGE** Dwyer played in 40 games at Georgia Tech, starting his last 27 at the B-Back position...carried 517 times for 3,226 yards (6.24 ypc.) and 35 touchdowns, adding 263 yards and a score on 15 receptions (17.53 ypc.) and 477 yards on 22 kickoff returns (21.68 avg.)...scored 218 points and generated 3,966 all-purpose yards, an average of 99.15 yards per game...ranks sixth in Georgia Tech annals with 3,226 yards rushing...his 1,395 yards rushing in both 2008 and 2009 placed fourth on the Tech season-record chart...Dwyer and quarterback Josh Nesbitt (1,037) formed the top rushing tandem in ACC history in 2009, as their total of 2,431 yards topped the previous conference season-record of 2,282 yards by North Carolina's Don McCauley (1,720) and Ike Oglesby (562) in 1970...ran for over 100 yards

17 times during his career...had seven 100-yard rushing performances in 2009, which ranks fifth on the Tech season record list, as his nine 100-yard efforts in 2008 tied Tashard Choice's single-season record set in 2006...ranks eighth on the Yellow Jackets' career-record list with 517 rushing attempts...his 35 rushing touchdowns at Tech ranked second to Robert Lavette's 46, set in 1981-84...his 218 points scored placed fifth on Tech's all-time record chart...amassed 3,966 all-purpose yards, the sixth-highest total by a Tech player...majored in management. **2009:** Third-team All-America selection by The NFL Draft Report, adding honorable mention from Sports Illustrated...named All-Atlantic Coast Conference first-team for the second-straight season, as the Doak Walker Award semi-finalist ranked third in the ACC and 24th in the nation with an average of 99.64 yards per game rushing...totaled 102.69 all-purpose yards per game, the sixth-best average in the conference...started all 14 games at the B-Back position...led the team, as he matched his career high from the 2008 season with 1,395 yards on 235 carries, the fourth-best yardage total in a campaign by a Tech player...his 14 touchdown runs tied for third on the school's single-season list...produced 68 first downs on his 235 attempts, converting 17-of-31 third-down plays (35.42%), as he ran for at least 10 yards on 30 carries, including 14 of 20 yards or longer...gained positive yardage on 45 carries inside the red zone, including 21 on goal-line plays...it took more than one defender to bring him down on 89 of his rushing attempts, as Dwyer was tackled for a loss on 15 carries and stopped for no gain nine other times...

## Jonathan Dwyer

rushed for 100 yards seven times in 2009, including five of the last seven contests...Dwyer is the third player in Jacket history, joining Tashard Choice and Robert Lavette, to rush for 1,000 yards in a season two times...added 37 yards on five receptions (7.4 ypc.)...gained 1,432 all-purpose yards (102.29 ypg). **2008:** Dwyer earned All-Atlantic Coast Conference first-team honors and was selected the ACC's Offensive Player of the Year...added All-America first-team honors from Pro Football Weekly...named ACC Player of the Week vs. Boston College by Rivals.com and co-Offensive Back of the Week vs. Miami by the league's coaches...led the team with 1,395 yards on 200 carries, the fourth-best season total by a Yellow Jacket...averaged 6.98 yards per rushing attempt, scoring 12 times on the ground, the seventh-best season total in school annals...his average of 107.31 yards per game on the ground was the seventh-best average in a season by a Tech player and led the ACC while placing 21st in the nation...caught eight passes for 209 yards (26.13 ypc) and a 79-yard touchdown...had eight kickoff returns for 171 yards (21.38 avg)...amassed 1,775 all-purpose yards, ranking second in the conference with an average of 136.54 yards per game...ran for over 100 yards nine times and had at least one touchdown run in eight contests...had 19 rushing attempts for 20 yards or longer and four receptions that gained at least 20 yards. **2007:** Dwyer played in all 13 games behind Tashard

Choice at tailback, earning Freshman All-ACC honors... despite not starting any games, he finished second on the team with 436 yards on 82 carries (5.32 ypc.), scoring 54 points behind nine touchdown runs... caught two passes for 17 yards and had 14 kickoff returns for 306 yards (21.86 avg.)...ran for over 100 yards vs. Samford.

## PERSONAL

Attended Kell High School (Marietta, Ga.)...ranked the fifth-best prospect in Georgia by Scout.com and eighth by Rivals.com...received Parade All-America recognition...Class AAAA Offensive Player of the Year and Super Southern 100 pick by the Atlanta Journal Constitution...Top 50 in Georgia honoree by the Macon Telegraph, Mobile Press-Register Super Southeast 120 and Orlando Sentinel All-Southern team choice...received all-state first-team accolades as a senior and was honorable mention during his junior season...in his final campaign, Dwyer rushed for 1,802 yards and 21 touchdowns, as he recorded five games with over 200 yards on the ground, including a career-best 307 vs. Centennial...also had 23 receptions for 220 yards and three touchdowns, scoring 25 times, including on a 99-yard kickoff return...as a junior, he ran for 1,863 yards and 24 touchdowns, adding 22 catches for 202 yards and two scores...son of Keely and Tony Dwyer...Full name: Jonathan Avery Dwyer.

## Dwyer's 2010 Game-by-Game Statistics

Date	Opponent	GP	GS	RECEIVING				TD	RUSHING				
				Att	Yds	Avg	Lg		No	Yds	Avg	Lg	TD
9/12	ATLANTA												
9/19	at Tennessee												
9/26	at Tampa Bay												
10/3	BALTIMORE												
10/17	CLEVELAND												
10/24	at Miami												
10/31	at New Orleans												
11/8	at Cincinnati												
11/14	NEW ENGLAND												
11/21	OAKLAND												
11/28	at Buffalo												
12/5	at Baltimore												
12/12	CINCINNATI												
12/19	N.Y. JETS												
12/23	CAROLINA												
1/2	at Cleveland	1	0	9	28	3.1	7	0	0	0	0.0	0	0
<b>SEASON TOTALS</b>		<b>1</b>	<b>0</b>	<b>9</b>	<b>28</b>	<b>3.1</b>	<b>7</b>	<b>0</b>	<b>0</b>	<b>0</b>	<b>0.0</b>	<b>0</b>	<b>0</b>
<b>POSTSEASON</b>													
1/15	BALTIMORE												
1/23	N.Y. JETS												
2/6	vs. Green Bay												
<b>POSTSEASON TOTALS</b>		<b>0</b>	<b>0</b>	<b>0</b>	<b>0</b>	<b>0.0</b>	<b>0</b>	<b>0</b>	<b>0</b>	<b>0</b>	<b>0.0</b>	<b>0</b>	<b>0</b>



Jonathan Dwyer

## Dwyer's Career Statistics

## REGULAR SEASON

Year	Team	GP	GS	RECEIVING				RUSHING					
				Att	Yds	Avg	Lg	TD	No	Yds	Avg	Lg	TD
2010	Pittsburgh	1	0	9	28	3.1	7	0	0	0	0.0	0	0
NFL Totals		1	0	9	28	3.1	7	0	0	0	0.0	0	0

## POSTSEASON

Year	Team	GP	GS	RECEIVING				RUSHING					
				Att	Yds	Avg	Lg	TD	No	Yds	Avg	Lg	TD
2010	Pittsburgh	0	0	0	0	0.0	0	0	0	0.0	0	0	0
NFL Totals		0	0	0	0	0.0	0	0	0	0.0	0	0	0

## CHRIS ELLIS LB

HEIGHT – 6-4

WEIGHT – 267

COLLEGE – Virginia Tech

BIRTHDATE – Feb. 11, 1985

BIRTHPLACE – Hampton, Va.

HOW ACQUIRED – FA-'10

NFL EXPERIENCE – 3rd Year

90



## PRO

**(15-1/0-0):** Re-signed with the Steelers on February 17, 2011...signed to the Steelers' practice squad on November 3, 2010...was released by the Buffalo Bills on October 11, 2010...originally drafted by the Buffalo Bills in the third round (72nd overall) of the 2008 NFL Draft.

**2010 (5-1/0-0):** Played in five games with the Buffalo Bills, starting the season opener against the Miami Dolphins...had five tackles and recorded the first sack of his career...was released by the Bills on October 11, 2010...signed to the Steelers' practice squad on November 3, 2010...finished the 2010 season on the practice squad.

**2009 (3-0):** Played in three games, seeing action at linebacker and on special teams...had one tackle.

**2008 (7-0):** Played in seven games, seeing action at linebacker and on special teams...had seven tackles.

## COLLEGE

Played in 52 games at Virginia Tech, starting 35 of them...finished career with 165 tackles and 82 quarterback

pressures...majored in apparel, housing and resource management. **2007:** An All-ACC first-team selection...started all 14 games...was part of a defense that was ranked in the top-five in the NCAA in scoring defense, total defense and rush defense...set a career high with 53 tackles...led the team with 8.5 sacks and 38 quarterback pressures. **2006:** Started 12 games...had 38 tackles and a team-high 4.5 sacks...was part of a defense that led the nation in scoring defense, pass defense and total defense. **2005:** Played in 13 games, starting nine of them...was part of a defense that led the nation in total defense, was second in scoring defense and was third in passing defense...had 41 tackles and six sacks. **2004:** A third-team freshman All-American selection by The Sporting News...played in all 13 games as a reserve defensive end...had 33 tackles.

## PERSONAL

Played at Bethel High School (Hampton, Va.)...led team with 50 tackles and 10 sacks as a senior defensive end...named All-American by Super Prep and Prep Star...son of Lorrie and Eric Ellis. Full Name: Christopher Ellis.

## JAMES FARRIOR LB

HEIGHT – 6-2

WEIGHT – 243

COLLEGE – Virginia

BIRTHDATE – Jan. 5, 1975

BIRTHPLACE – Ettrick, Va.

HOW ACQUIRED – UFA-'02

[from New York Jets]

NFL EXPERIENCE – 15th Year

51



PRO

**[216-182/18-15]:** Signed a five-year deal (four-year extension) in 2008 training camp to keep him with the team through 2012...responded in 2008 by earning his second trip to the Pro Bowl...signed a four-year contract extension through the 2008 season with the team July 22, 2004...signed with Pittsburgh as an unrestricted free agent in 2002 from the New York Jets... has blossomed into an All-Pro player for the Steelers... was one of six Steelers selected to the 2005 Pro Bowl, his first selection...selected the 2004 team MVP... also earned first-team All-Pro honors in 2004 for the first time in his career, and was named to the *Pro Football Weekly* All-NFL team and All-Pro by *The Sporting News*... originally drafted by the New York Jets in the first round (8th overall) in the 1997 NFL Draft.

**2010 [16-16/3-3]:** Named defensive team captain...started all 16 regular-season games at linebacker...finished second on the team with 137 tackles...added six sacks, which ties a career high he set in 2007 for the Steelers...had 21 QB pressures, three pass breakups, one forced fumble and one fumble recovery...was part of a defense that held opponents to an NFL-best and Steelers' team-record 62.8 rushing yards per game...started all three postseason games...finished third on the team with 18 tackles in the postseason...his current streak of 80 consecutive regular-season starts ranks fifth in the NFL for linebackers...**9/12 vs. Atlanta:** Had 11 tackles and one QB pressure...a part of a defense that held the Falcons to 58 yards rushing...**9/19 at Tennessee:** Had six tackles...had one QB pressure...was part of a defense that forced six Titans' turnovers...part of a defense that limited the Titans to only 46 rushing yards...**9/26 at Tampa Bay:** Had eight tackles and one QB pressure...forced his first fumble of the season in the second quarter...was part of a defense that limited the Buccaneers to only 75 yards rushing...**10/3 vs. Baltimore:** Finished with eight tackles...helped the defense limit Baltimore to only 70 yards rushing and forced two turnovers...**10/17 vs. Cleveland:** Had eight tackles...was part of a defense that forced three Browns' turnovers, had five sacks and limited the Browns to only 70 yards rushing...**10/24 at Miami:** Had 11 tackles...

recovered his first fumble of the season, and 10th of his career in the second quarter...was part of a defense that held the Dolphins to 64 yards rushing...**10/31 at New Orleans:** Had 10 tackles...was part of a defense that held the Saints to 30 yards rushing, had two sacks and forced two turnovers...**11/8 at Cincinnati:** Had a team-high 10 tackles...had his first sack of the season, a six-yarder in the third quarter...had four QB pressures...had one special teams tackle...was part of a defense that held the Bengals to 54 yards rushing and had four sacks...**11/14 vs. New England:** Had a team-high 14 tackles...had two QB pressures...**11/21 vs. Oakland:** Had a team-high 12 tackles...posted an eight-yard sack in the second quarter, giving him two for the year and 29 for his career...had one pass breakup...was part of a defense that held the Raiders to 61 yards rushing, had six sacks and forced three turnovers...**11/28 at Buffalo:** Had six tackles...had a three-yard sack, his third of the season...had three QB pressures...had two pass breakups...was part of a defense that held the Bills to 74 yards rushing and had two sacks...**12/5 at Baltimore:** Had seven tackles...had one QB pressure...posted his fourth sack of the season with an eight-yarder...was part of a defense that held the Ravens to less than 50 yards rushing and had four sacks...**12/12 vs. Cincinnati:** Had seven tackles and one QB pressure...was part of a defense that held the Bengals to 34 yards rushing, had three sacks and forced three interceptions...**12/19 vs. N.Y. Jets:** Made his 180th career start at linebacker...had eight tackles...recorded his fifth sack of the season in the first quarter...was part of a defense that held the Jets to less than 300 yards of total offense...**12/23 vs. Carolina:** Had eight tackles...posted a four-yard sack on the first play of the second quarter, giving him six on the year...his six sacks tie his career high for a single season, set in 2007...has now posted at least one sack in five of the past six games...was part of a defense that held the Panthers to 119 total yards...**1/2 at Cleveland:** Had three tackles...was part of a defense that held the Browns to 43 yards rushing...**AFC Divisional Game 1/15 vs. Baltimore:** Started his 13th career playoff game as a Steeler and played in his 16th career postseason game (three games came



## James Farrior

with the New York Jets)...had six tackles...had one QB pressure and had two pass breakups...was part of a defense that held the Ravens to 35 yards rushing, had five sacks and forced three turnovers...**AFC Championship Game 1/23 vs. N.Y. Jets:** Finished with a game-high 10 tackles and one QB pressure...was part of a defense that held the Jets to less than 300 total yards and had two sacks...**Super Bowl XLV 2/6 vs. Green Bay:** Finished with two tackles...was part of a defense that had three sacks and held the Packers to 55 rushing yards.

**2009 (16-16):** Led the team with 126 total tackles, his seventh straight season with at least 100 tackles... had three sacks and one interception...played in 200th career game starting at ILB during the final game of the season...also won Pro Football Writers (Pittsburgh Chapter) Chief Award...**9/10 vs. Tennessee:** Made his 55th consecutive start at ILB...finished second on the team with seven tackles (two solo) and recorded the Steelers only sack...**9/20 at Chicago:** Made his 56th consecutive start at ILB...finished with a team-high 12 tackles (nine solo)...**9/27 at Cincinnati:** Made his 57th consecutive start at ILB...finished with seven tackles (six solo), one QB pressure and one pass defense...**10/4 vs. San Diego:** Made his 58th consecutive start at ILB...finished with four tackles (three solo), two QB pressures and one fumble recovery...**10/11 at Detroit:** Made his 59th consecutive start at ILB...finished with seven tackles (five solo)...**10/18 vs. Cleveland:** Made his 60th consecutive start at ILB...recorded seven solo tackles...**10/25 vs. Minnesota:** Made his 61st consecutive start at ILB...recorded 15 tackles (nine solo), three pressures, one pass breakup and one sack...**11/9 at Denver:** Made his 62nd consecutive start at ILB...recorded four solo tackles...**11/15 vs. Cincinnati:** Made his 63rd consecutive start at ILB...recorded 10 tackles (seven solo)...**11/22 at Kansas City:** Made his 64th consecutive start at ILB...recorded seven tackles (six solo), one pressure and one pass breakup...**11/29 at Baltimore:** Made his 65th consecutive start at ILB...recorded four solo tackles, one sack and one forced fumble...**12/6 vs. Oakland:** Made his 66th consecutive start at ILB...recorded eight tackles (four solo)...**12/10 at Cleveland:** Made his 67th consecutive start at ILB...recorded seven tackles (four solo) and one QB hit...**12/20 vs. Green Bay:** Made his 68th consecutive start at ILB...recorded three solo tackles and two QB hits...**12/27 vs. Baltimore:** Made his 69th consecutive start at ILB...recorded 12 tackles (seven solo), and one interception...made his first interception of the season, his 11th of his career...**1/3 at Miami:** Played in his 200th career game starting at

ILB...recorded 12 tackles (nine solo) with one QB hit.

**2008 (16-16/3-3):** Started all 16 regular-season games for the third consecutive season...named to his second Pro Bowl...named AP second-team All-Pro... led the team for the third consecutive season with 146 tackles (100 solo), the third-highest total of his career...added 3.5 sacks and five pass defenses...surpassed 1,200 career tackles [1,218] December 21 at Tennessee...started all three postseason games...led the team with 21 postseason tackles (19 solo) and had one pass defense...**9/7 vs. Houston:** Started his 39th consecutive game at ILB...finished with eight tackles (four solo)...added a half-sack for a seven-yard loss and one QB pressure...**9/14 at Cleveland:** Started his 40th consecutive game at ILB...tied Larry Foote for the team lead with nine tackles (six solo)...helped limit Cleveland to 53 yards on 25 attempts (2.1 avg.)...**9/21 at Philadelphia:** Started his 41st consecutive game at ILB...finished with eight tackles (seven solo)...member of a unit which limited the Eagles to only 65 yards rushing on 23 attempts (2.8 avg.)...**9/29 vs. Baltimore:** Started his 42nd consecutive game at ILB...finished with a team-high 10 tackles, including one tackle for loss...**10/5 at Jacksonville:** Made his 43rd consecutive start at ILB...recorded three tackles (one solo)... helped limit the Jaguars to 213 total yards of offense on 54 plays (3.9 avg.)...**10/19 at Cincinnati:** Started his 44th consecutive game at ILB...led the team with 10 tackles (six solo)...had a sack of Ryan Fitzpatrick in the second quarter for a two-yard loss...added one QB pressure and one pass defense...**10/26 vs. New York Giants:** Played in his 175th career game and made his 45th consecutive start...led the team with a then-season-high 12 tackles (six solo)...had two QB pressures...**11/3 at Washington:** Made his 46th consecutive start at ILB...led the team with a season-high 13 tackles (12 solo)...had three pass defenses and 0.5 sacks...**11/9 vs. Indianapolis:** Made his 100th career start as a member of the Steelers...recorded two solo tackles and had one QB pressure...**11/16 vs. San Diego:** Made his 48th consecutive start at ILB...finished with seven tackles (two solo)...**11/20 vs. Cincinnati:** Made his 145th career start at ILB... finished second on the team with 11 tackles (eight solo)...**11/30 at New England:** Played in his 180th career game and made his 50th consecutive start at ILB...recorded 10 tackles (six solo) and 0.5 sacks... had one QB pressure and recovered his first fumble of the season...**12/7 vs. Dallas:** Made his 51st consecutive start at ILB...led the team with 11 tackles (eight solo)...had one sack for a loss of eight yards...**12/14 at Baltimore:** Led the team and tied his season high

## James Farrior

with 13 tackles (eight solo)...added two QB pressures and one pass defense...**12/21 at Tennessee:** Made his 53rd consecutive start at ILB...finished with 10 tackles (nine solo)...surpassed 1,200 career tackles (1,209)...**12/28 vs. Cleveland:** Made his 150th career start...finished with nine tackles (five solo)...**AFC Divisional Game 1/11 vs. San Diego:** Made his ninth consecutive postseason start at ILB...led the team with nine tackles (eight solo)...**AFC Championship Game 1/18 vs. Baltimore:** Made his 10th consecutive postseason start at ILB...finished with five solo tackles and one pass defense...**Super Bowl XLIII 2/1 vs. Arizona:** Made his 11th consecutive postseason start at ILB...tied for the team lead with seven tackles (six solo) and had one QB pressure.

**2007 (16-16/1-1):** Started all 16 games for the second consecutive year...also started the AFC Wild Card Game against Jacksonville where he led the team with nine tackles and recorded his second career postseason interception...led team with 111 tackles...ranked second on the team with a career-high six sacks...finished second on the team with 24 QB pressures...added six pass defenses and two forced fumbles...recorded a season-high 12 tackles in the Week 11 loss to the Jets...tied a career high with two sacks Week 5 against Seattle...**9/9 at Cleveland:** Started at LILB...tied for the most tackles in the game with seven (three solo)...was credited with one sack for a loss of eight yards, one defended pass and a forced fumble...also had a quarterback pressure...**9/16 vs. Buffalo:** Started at LILB and racked up 10 total tackles (seven solo)...also logged two quarterback pressures...**9/23 vs. San Francisco:** Started at LILB...had four tackles (two solo) including a sack for a loss of eight yards on Alex Smith...also knocked down one pass...part of a defensive unit that limited Frank Gore to only 39 rushing yards...**9/30 at Arizona:** Started his 80th game with the Steelers at LILB and logged three solo tackles...also had one quarterback pressure...**10/7 vs. Seattle:** Started his 81st game with the Steelers at LILB and registered eight tackles (four solo) including one full and two half sacks on Matt Hasselbeck...also had two quarterback pressures...part of a defensive unit that allowed only 144 total yards, 38 rushing, 106 passing yards and only eight first downs...**10/21 at Denver:** Made his 158th career start at LILB...had six tackles (three solo), leaving him one tackle shy of 1,000 career tackles...part of a defensive unit that allowed Broncos' running backs to pick up only 54 rushing yards...**10/28 at Cincinnati:** Made his 125th career start at RILB...racked up five solo tackles...his five tackles put him over 1,000 career tackles (1,004),

including 728 solo...**11/5 vs. Baltimore:** Played in his 160th career game and logged his 30th consecutive start at LILB...racked up six solo tackles, including one sack for a loss of seven yards...part of a defensive unit that allowed the Ravens only 104 total yards, with 64 coming on the ground and 40 yards by air...the Baltimore offense managed only five first downs all night...**11/11 vs. Cleveland:** Started in his 31st consecutive game at LILB...finished the game with four tackles (three solo)...also had three quarterback pressures...part of a defensive unit that allowed only 163 total yards, including 40 rushing and 123 passing yards...**11/18 at New York Jets:** Made his 32nd consecutive and 128th start of his career...paced the team with 12 tackles (six solo)...also recorded a half-sack for a loss of five yards (along with LB Larry Foote)...**11/26 vs. Miami:** Made his 33rd consecutive start at LILB...finished the game with 11 tackles (seven solo), a half-sack for a loss of four yards on Dolphins QB John Beck and four QB hurries...also added one forced fumble, which gave him two on the season...part of a defense that gave up only 159 total yards, including 49 rushing, 110 passing and only nine first downs...**12/2 vs. Cincinnati:** Started in the 130th game of his career at LILB...led the team with 10 tackles (six solo)...also had four QB pressures, while adding two passes defended...**12/9 at New England:** Started for the 35th consecutive game at LILB...finished with five tackles (four solo) and two pressures on Patriots' quarterback Tom Brady...**12/16 vs. Jacksonville:** Made his 36th consecutive start at LILB and finished the game with eight tackles (two solo)...**12/20 at St. Louis:** Made his 133rd career start at LILB...finished with three solo tackles, two pressures on the quarterback and tallied his first interception of the season...**12/30 at Baltimore:** Made his 38th consecutive start at LILB, while playing in his 168th career game...finished with a team-high (tied) nine tackles (eight solo) and one pass defended...**AFC Wild Card Game 1/5 vs. Jacksonville:** Appeared in his 12th postseason matchup, while starting in his eight consecutive at LILB...finished with a team-high nine tackles (four solo)...picked off a Jaguars' pass in the third quarter and returned it for two yards, giving him his second career postseason interception...also posted a half-sack for a loss of six yards in the fourth quarter, giving him 5.5 for his career in the postseason, while also tallying one pass defended.

**2006 (16-16):** Started all 16 games for the third time in four years...led the team in tackles with 154, including 104 solo...added four sacks, two forced fumbles and one fumble recovery...named co-captain



## James Farrior

of the defense...**9/7 vs. Miami:** Started at LILB and recorded seven tackles (six solo)...added one sack and one quarterback hurry/pressure...**9/18 at Jacksonville:** Recorded game highs with 15 tackles and 11 solo tackles...started at LILB and recorded one pass defense, tipping a Byron Leftwich pass that was intercepted by teammate Clark Haggans...also added one quarterback hurry/pressure...**9/24 vs. Cincinnati:** Recorded a game-high 10 tackles (eight solo)...also recorded one pass defense and a fumble recovery...**10/8 at San Diego:** Tied a team high with eight tackles (five solo)...**10/15 vs. Kansas City:** Recorded four tackles (two solo) and a pass defense...registered one pass defense...**10/22 at Atlanta:** Recorded seven tackles (five solo), one tackle for a loss and one quarterback hurry/pressure...registered a pass defense and intercepted (ninth career) a Michael Vick pass to kill a potential scoring drive...**10/29 at Oakland:** Had a game-high 10 tackles (eight solo) and a pass defense...recorded one sack for a loss of eight yards in 52 plays...stuffed Zach Crockett for a one-yard loss on fourth-and-one from the Steelers' 40-yard line...**11/5 vs. Denver:** Recorded a game-high 11 tackles (10 solo)...recorded one tackle for a loss...**11/12 vs. New Orleans:** Started at LILB despite having an injured groin...recorded a game-high nine solo tackles (11 total) and forced a fumble...**11/19 at Cleveland:** Recorded a game-high 12 tackles (four solo)...registered a quarterback hurry/pressure and one sack for a loss of five yards...**11/26 at Baltimore:** Had a game-high eight solo tackles (nine total) and two quarterback hurries/pressures...surpassed 100 tackles (104) for the fourth straight season (fifth time in his career)...**12/3 vs. Tampa Bay:** Collected a game-high 11 assisted tackles and 17 total tackles, including one tackle for a loss...forced a fumble that was recovered by teammate Larry Foote...added one pass defense...**12/7 vs. Cleveland:** Recorded seven tackles (four solo), one quarterback hurry/pressure and one pass defense...**12/17 at Carolina:** Recorded a team-high nine tackles (seven solo) and one quarterback hurry/pressure...sacked Chris Weinke for a loss of eight yards...played in his 150th career game...**12/24 vs. Baltimore:** Posted a team-high (tied) eight tackles (four solo)...**12/31 at Cincinnati:** Posted a team-high nine tackles (seven solo)...added three quarterback hurries/pressures and one pass defense...surpassed 700 solo tackles on his career...added one special teams tackle.

**2005 (14-14/4-4):** Started all 14 regular-season games and four postseason games that he played in...missed two games during the regular season with a

knee injury (Weeks 10 and 11)...finished second on the team in tackles (113)...forced three fumbles and had two sacks...had 2.5 sacks in the postseason to go along with one interception and 22 total tackles...named co-captain of the Steelers defense...**9/11 vs. Tennessee:** Recorded six tackles (five solo) and forced one fumble. **9/18 at Houston:** Led team with 11 tackles (seven solo)...**9/25 vs. New England:** Was all over the field, recording a team-best 13 tackles (eight solo), a sack and a quarterback hurry/pressure...**10/10 at San Diego:** Started and registered nine tackles (seven solo) which ranked second on the team...**10/16 vs. Jacksonville:** Finished the game with nine tackles (five solo), two quarterback hurries/pressures and a pass defense...**10/23 at Cincinnati:** Started at LILB...registered seven solo tackles and two quarterback hurries/pressures...also registered one tackle for a loss...**10/31 vs. Baltimore:** Registered eight solo tackles (nine total)...**11/6 at Green Bay:** Recorded four solo tackles before leaving the game early in the third quarter with a sprained knee...also registered a forced fumble...**11/13 vs. Cleveland:** Did not play due to knee injury...**11/20 at Baltimore:** Did not play due to knee injury...**11/28 at Indianapolis:** Returned to the starting lineup after missing the previous two games with a knee injury...recorded seven tackles (six solo) and one quarterback hurry/pressure...**12/4 vs. Cincinnati:** Started at LILB...tied for a game high with seven solo tackles...**12/11 vs. Chicago:** Recorded a team-high 11 tackles (seven solo) and one pass defense...**12/18 at Minnesota:** Started at LILB (his 100th career start) and had seven tackles (five solo)...also had two tackles for a loss...**12/24 at Cleveland:** Recorded five tackles (four solo) and one fumble recovery...**1/1 vs. Detroit:** Recorded eight tackles (four solo) and one sack...sack was his second of the season...defended one pass and forced one fumble...**AFC Wild Card Game 1/8 at Cincinnati:** Started at LILB and recorded four tackles (three solo) and his first career postseason interception, which he returned 22 yards to set up K Jeff Reed's 21-yard FG in the fourth quarter...also had one pass defense...**AFC Divisional Game 1/15 at Indianapolis:** Had team highs in tackles (10), solo tackles (8) and sacks (2.5)...teamed with Joey Porter to sack Peyton Manning on 4th-and-16 to end the Colts' second-to-last drive...**AFC Championship Game 1/22 at Denver:** Recorded two solo tackles and defended one pass...**Super Bowl XL 2/5 vs. Seattle:** Had six tackles (four solo) and one pass defense.

**2004 (16-16/2-2):** Earned first-team All-Pro honors...was voted to his first Pro Bowl...finished second

## James Farrior

in voting for NFL Defensive Player of the Year behind Baltimore safety Ed Reed...led the team with 119 total tackles (82 solo)...topped the 100-tackle mark for the second consecutive season and the third time for his career...was selected as one of the defensive co-captains along with Joey Porter...**9/12 vs. Oakland:** Had a big day, including his fourth career interception—second as a Steeler...returned the interception 36 yards, the third-longest interception return of his career...finished with seven total tackles (five solo)...**9/19 at Baltimore:** Finished with eight total tackles (six solo)...also was credited with a quarterback hurry/pressure...**9/26 at Miami:** Delivered some big hits and recovered two fumbles...finished with seven total tackles (four solo)...also had two quarterback hurries/pressures and three tackles for losses...**10/3 vs. Cincinnati:** Recovered his third fumble of the season on a hit by Larry Foote...finished with eight total tackles (five solo)...**10/10 vs. Cleveland:** Led the team with eight total tackles (five solo)...also was credited two quarterback hurries/pressures...**10/17 at Dallas:** Was named the AFC Defensive Player of the Week for his performance...joined Ben Roethlisberger (Offensive Player) as Steelers became first team since 1994 to have both an AFC offensive and defensive player of the week at the same time...forced the fumble that was recovered by Kimo von Oelhoffen and returned 21 yards to set up the Steelers' game-winning TD...registered two sacks for 16 yards and forced three fumbles...led the team with nine total tackles (five solo)...**10/31 vs. New England:** Finished with six total tackles (five solo)...**11/17 vs. Philadelphia:** Collected his second interception of the season and returned it 41 yards, his longest interception return as a Steeler and the second longest of his career...finished with six total tackles (four solo)...**11/14 at Cleveland:** Had another strong performance, forcing his fourth fumble of the season on a crunching tackle of Browns' running back Lee Suggs...led the team with eight total tackles (three solo)...also was credited with one pass defense...**11/21 at Cincinnati:** Scored the first touchdown of his career on a 14-yard interception return, his third interception of the season...registered four solo tackles...also was credited with a quarterback hurry/pressure and two passes defended...**11/28 vs. Washington:** Finished with eight tackles (five solo)...also had one quarterback hurry/pressure...**12/5 at Jacksonville:** Led the team with 14 total tackles (12 solo), his first double-digit total of the season...also was credited with one pass defense...**12/12 vs. New York Jets:** Led the team for the second consecutive week in tackles with 11 total (six solo), his

second straight double-digit tackling performance...also collected his fourth interception of the season and returned it 22 yards...also had one pass defense...**12/18 at New York Giants:** Finished with four total tackles (three solo)...**12/26 vs. Baltimore:** Registered 10 total tackles (nine solo)...also was credited with one pass defense...**1/2 at Buffalo:** Recorded one solo tackle in his limited action...played just 12 defensive snaps...**AFC Divisional Game 1/15 vs. New York Jets:** Finished with nine total tackles (four solo)...**AFC Championship Game 1/23 vs. New England:** Led the team with 10 total tackles (five solo).

**2003 (16-16):** Led the team in tackles with 127 total stops, including a team-high 106 solo tackles...also was credited with one interception, seven passes defended, a forced and recovered fumble, and five special teams stops...**9/7 vs. Baltimore:** Had a huge game, registering 11 total tackles (nine solo)...also had one pass defense...**9/14 at Kansas City:** Recorded his first interception as a Steeler that led to a Steelers' TD in the first quarter...returned it nine yards...finished with four solo tackles...also was credited with one solo special teams tackle...**9/21 at Cincinnati:** Led the team with six total tackles (five solo)...also had one special teams solo tackle...**9/28 vs. Tennessee:** Recorded six solo tackles...**10/5 vs. Cleveland:** Recorded eight tackles (seven solo)...**10/12 at Denver:** Led the team with nine total tackles (eight solo)...was credited with a caused fumble (recovered by Mike Logan) and a quarterback hurry/pressure...**10/26 vs. St. Louis:** Led the team for the second consecutive week with 12 total tackles (10 solo)...also had one pass defense...**11/9 vs. Arizona:** Finished with six total tackles (five solo)...also was credited with a quarterback hurry/pressure and two passes defended...**11/17 at San Francisco:** Led the team with 11 total tackles (nine solo)...**11/23 at Cleveland:** Led the team in tackles and also recovering a fumble...finished with 14 total tackles (10 solo)...also had two tackles for loss of one yard and one quarterback hurry/pressure...**12/28 at Baltimore:** Led the team with nine total tackles (six solo)...also was credited with one special teams assist.

**2002 (14-14-2-1):** Finished fifth on the team with 81 total tackles, including 63 solo tackles, which ranked third on the team...also had three passes defended and one fumble recovery...registered four solo stops on special teams...**9/9 at New England:** Made his Steelers' debut as a starting inside linebacker in season-opener...finished with eight total tackles (seven solo)...also had one quarterback hit/



## James Farrior

pressure and a pass defense...**9/29 vs. Cleveland:** Finished the game with eight total tackles (seven solo)...**10/6 at New Orleans:** Finished with seven total tackles (four solo)...also had one pass defense and two solo special teams tackles...**10/13 at Cincinnati:** Finished with four total tackles (three solo), two for losses totaling five yards...**10/21 vs. Indianapolis:** Tied Aaron Smith for team lead with nine total tackles (eight solo)...**10/27 at Baltimore:** Finished with nine total tackles (six solo)...also was credited with one pass defense...**11/10 vs. Atlanta:** Blocked the potential game-winning 56-yard field goal attempt by Jay Feely...finished with five total tackles (four solo)...also recovered a fumble forced by Dewayne Washington...**11/17 at Tennessee:** Left game with a knee injury...was credited with eight total tackles (six solo)...**12/1 at Jacksonville:** Returned to the starting lineup after missing one game with his knee injury... finished with six total tackles (five solo)...**12/8 vs. Houston:** Had one of his most productive days as a Steeler, registering five solo tackles...was credited with 4.5 tackles for losses totaling six yards...**12/15 vs. Carolina:** Finished with three tackles...**12/23 at Tampa Bay:** Recorded one assist before leaving the game with a shoulder injury...**12/29 at Baltimore:** Was deactivated in the regular-season finale to rest his ailing sternum...**AFC Wild Card Game 1/5 vs. Cleveland:** Finished with three solo tackles...also was credited with a sack for five yards...**AFC Divisional Game 1/11 at Tennessee:** Finished with 10 total tackles (seven solo)...also was credited with two passes defended.

**2001 (16-16/1-1):** Finished the season with 175 total tackles (116 solo)...started all 16 games for the first time in his career...also was credited with one sack for eight yards, nine pass defenses and three forced fumbles...also had two interceptions which he returned for 84 yards...**9/9 vs. Indianapolis:** Had 10 tackles (eight solo) in the season-opener...**9/23 at New England:** Produced perhaps his finest day as a Jet when he tied Victor Green for the team lead in tackles (13)...added a tackle for a loss and recorded his second career interception...picked off a Drew Bledsoe pass intended for WR Charles Johnson in the Jets' end zone and returned the ball from three yards deep in the end zone out to the Jets' 44-yard line...**10/1 vs. San Francisco:** Had a team-high 13 tackles and forced a fumble at the beginning of the third quarter when he stripped TE Eric Johnson of the ball at the 49ers' 41 that was recovered by Jets DT Tom Barndt...**10/7 at Buffalo:** Registered a team-high 16 tackles and two forced fumbles...the first forced fumble occurred in the

third quarter when he tackled FB Larry Centers after a one-yard gain and the ball was picked up by Mo Lewis and returned 15 yards for a TD...also stripped RB Travis Henry of the ball at the Jets' 41 in the third quarter that was recovered by Buffalo...**10/14 vs. Miami:** Had 12 tackles and was instrumental in keeping RB Lamar Smith in check, holding him to 54 yards on 22 carries (2.3 avg)...**10/21 vs. St. Louis:** Collected 10 tackles...**11/4 at New Orleans:** Was strong in all facets of the game, registering six tackles and a key third-down sack in the fourth quarter on a blitz...added another hit on the quarterback...was instrumental in the defense surrendering only 58 yards rushing on 19 carries to RB Ricky Williams...**11/11 vs. Kansas City:** Had a team-high 12 tackles (10 solo)...also was credited with one QB pressure...**11/18 at Miami:** Had 12 tackles and was a key member of a defense that created five takeaways and shut out the Dolphins in Miami for the first time since 1970...also credited with one pass defense...**12/2 vs. New England:** Registered 10 tackles and helped the Jets limit the Patriots to 264 yards of offense...**12/9 at Pittsburgh:** Had 10 tackles and two pass defenses, the second highest on the team...**12/16 vs. Cincinnati:** Led the team in tackles with 13 stops (eight solo) and made a huge play late in the fourth quarter with the Jets holding onto a 15-14 lead when he intercepted a Jon Kitna pass intended for WR Peter Warrick at the Jets 48 and returned it 37 yards...**12/23 at Indianapolis:** Was active in all phases of the game...tied for second on the team in tackles with fellow LB Mo Lewis (nine) and also registered one pass defense...**12/30 vs. Buffalo:** Had 11 tackles (eight solo)...**1/6 at Oakland:** Had a team-high 10 solo tackles (11 total)...**AFC Wild Card Game 1/12 at Oakland:** Finished with eight tackles (three solo).

**2000 (16-5):** Played in all 16 games, making five starts at ROLB, platooning with Roman Phifer...credited with 56 tackles (fifth on the team), five passes defended, one forced fumble, one interception and one sack...**9/11 vs. New England:** Started and played one of his best games in a Jets uniform, registering five tackles and sacking Drew Bledsoe for a six-yard loss...**11/5 vs. Denver:** Started at ROLB and his nine tackles were second most on the team...recorded his first-career interception on a pass intended for TE Dwayne Carswell that he dove to catch...**11/12 at Indianapolis:** Was second on the team in tackles with seven solo stops and forced a Jim Finn fumble at the Jets' goal-line in the first half...**11/19 at Miami:** Helped the Jets limit the Dolphins to 200 yards of total offense (117 passing and 83 rushing)...made a big

## James Farrior

play when he tackled RB Lamar Smith for a six-yard loss on a third-and-one in the first quarter...**11/26 vs. Chicago:** Had four tackles on the afternoon as a starter...helped the defense limit the Bears to 233 yards of total offense.

**1999 (16-4):** Played in all 16 games, making four starts while splitting time at the ROLB spot...registered 38 tackles, two sacks, two passes defended and one forced fumble...also had seven special teams tackles and played on numerous special teams units...started the first three games of the season at ROLB...**9/26 vs. Washington:** Had three tackles, one pass defense and one special teams tackle...**10/3 at Denver:** Split time at ROLB and chipped in with two special teams stops...**11/7 vs. Arizona:** Recorded his first sack of the season, dropping Dave Brown for an eight-yard loss which came on the Cardinals' last possession of game and deep in their own territory...added two solo tackles and a forced fumble...**12/12 vs. Miami:** Had a season-high five tackles and sacked Dan Marino for a nine-yard loss...**12/19 at Dallas:** Started at ROLB in the team's 22-21 win over the Cowboys and had four solo tackles...**1/2 vs. Seattle:** Had two tackles and generated pressure on Jon Kitna throughout the day in the team's 19-9 win over the Seahawks in the season finale.

**1998 (12-2/2-0):** Played in 12 games with two starts and registered 27 tackles and a fumble recovery...**9/6 at San Francisco:** Had six solo tackles and one pass defense in the opener...midway through the third quarter suffered a sprained right knee and did not return to action...was inactive for next four games...**10/19 at New England:** Returned to the starting lineup...**11/8 vs. Buffalo:** Had two solo tackles and even saw some time at SS in the dime package...**11/15 at Indianapolis:** Saw the most extensive action since his injury when he had four tackles...**12/6 vs. Seattle:** Had one fumble recovery and played on special teams...**AFC Divisional Game 1/10 vs. Jacksonville:** Had one special teams tackle...**AFC Championship Game 1/17 at Denver:** Posted two tackles, one sack and two special teams tackles.

**1997 (16-15):** Was the eighth player selected overall in the 1997 draft (first LB)...enjoyed a steady, productive rookie campaign in the team's 3-4 defense...racked up 71 tackles, 1.5 sacks, one forced fumble and one pass defense...**9/7 vs. Buffalo:** Made his starting debut at ROLB (weak-side) in the Jets' 3-4 defense and had three tackles (two solo)...also tackled Buffalo P Chris Mohr for a nine-yard loss when

he muffed the snap...**9/14 at New England:** Led the team with 10 tackles...**11/2 vs. Baltimore:** Had eight tackles (five solo) and helped to keep RB Bam Morris in check...sliced through blocks and hauled down Morris on a crucial third-and-one situation for a two-yard loss...**11/23 vs. Minnesota:** Teamed with DB Corwin Brown to force his first career fumble and registered six solo tackles...**12/14 vs. Tampa Bay:** Was a big factor in all aspects of the defense...had four tackles (one solo) and teamed up with fellow LB Mo Lewis to sack Trent Dilfer.

## COLLEGE

Was a three-year starter and four-year letterman for the Cavaliers...ranked third on Virginia's all-time tackle chart with 381 stops at the time of his departure...majored in psychology. **1996:** Earned All-Atlantic Coast Conference first-team honors as a senior while registering 107 tackles, 13 tackles for a loss, seven passes defended, 6.5 sacks. **1995:** As a junior he earned All-ACC second-team honors after he started every game at LOLB and led the team in tackles (122 stops)...also had half sack, nine passes defended and an interception. **1994:** Earned All-ACC honorable mention as a sophomore when he started every game at LOLB and finished second on the team in tackles (100), had one sack, a blocked punt, four interceptions and six passes defended. **1993:** Appeared in 10 games as a freshman and had 52 tackles, placing him seventh on the team, despite not starting any games...earned ACC Newcomer of the Week honors when he came off the bench to register 18 tackles vs. Ohio...had seven tackles and a fumble recovery vs. Boston College in the Carquest Bowl.

## PERSONAL

Was a *Parade* All-America selection and named Virginia's Group AA Co-Offensive Player of the Year as senior at Matoaca H.S. in his hometown and birthplace of Ettrick, Va...also selected first-team All-Conference at both FB and LB...also earned All-Metro and All-State honors...was *The Richmond Times-Dispatch's* co-Player of the Year after posting 78 tackles, 11 sacks, five blocked kicks, four forced fumbles and two interceptions...rushed the ball 105 times for 1,006 (9.6 avg.) and 22 TD...had 19 receptions for 340 yards (17.9 avg.) and four TDs receiving as a senior fullback...earned All-Metro, district and region honors as a junior...lettered three times in football, track and basketball...nicknamed "Potsie" by his parents, Rebecca and James Farrior, because he had a pot-belly as a child and because of the popularity of the sit-com "Happy Days"...Full name: James Farrior.



## Farrior's 2010 Game-by-Game Statistics

Date	Opponent	GP	GS	T	AT	TOT	Sacks	Yds	Int/Yds	PD	FF	FR
9/12	ATLANTA	1	1	8	3	11	0.0	0.0	0/0	0	0	0
9/19	at Tennessee	1	1	5	1	6	0.0	0.0	0/0	0	0	0
9/26	at Tampa Bay	1	1	5	3	8	0.0	0.0	0/0	0	1	0
10/3	BALTIMORE	1	1	5	3	8	0.0	0.0	0/0	0	0	0
10/17	CLEVELAND	1	1	5	3	8	0.0	0.0	0/0	0	0	0
10/24	at Miami	1	1	8	3	11	0.0	0.0	0/0	0	0	1
10/31	at New Orleans	1	1	7	3	10	0.0	0.0	0/0	0	0	0
11/8	at Cincinnati	1	1	8	2	10	1.0	6.0	0/0	0	0	0
11/14	NEW ENGLAND	1	1	9	5	14	0.0	0.0	0/0	0	0	0
11/21	OAKLAND	1	1	8	4	12	1.0	8.0	0/0	1	0	0
11/28	at Buffalo	1	1	4	2	6	1.0	3.0	0/0	2	0	0
12/5	at Baltimore	1	1	6	1	7	1.0	8.0	0/0	0	0	0
12/12	CINCINNATI	1	1	5	2	7	0.0	0.0	0/0	0	0	0
12/19	N.Y. JETS	1	1	7	1	8	1.0	0.0	0/0	0	0	0
12/23	CAROLINA	1	1	7	1	8	1.0	4.0	0/0	0	0	0
1/2	at Cleveland	1	1	2	1	3	0.0	0.0	0/0	0	0	0
<b>SEASON TOTALS</b>		<b>16</b>	<b>16</b>	<b>99</b>	<b>38</b>	<b>137</b>	<b>6.0</b>	<b>29.0</b>	<b>0/0</b>	<b>3</b>	<b>1</b>	<b>1</b>

## POSTSEASON

1/15	BALTIMORE	1	1	5	1	6	0.0	0.0	0/0	2	0	0
1/23	N.Y. JETS	1	1	6	4	10	0.0	0.0	0/0	0	0	0
2/6	vs. Green Bay	1	1	1	1	2	0.0	0.0	0/0	0	0	0
<b>POSTSEASON TOTALS</b>		<b>3</b>	<b>3</b>	<b>12</b>	<b>6</b>	<b>18</b>	<b>0.0</b>	<b>0.0</b>	<b>0/0</b>	<b>2</b>	<b>0</b>	<b>0</b>

## Farrior's 2009 Game-by-Game Statistics

Date	Opponent	GP	GS	T	AT	TOT	Sacks	Yds	Int/Yds	PD	FF	FR
9/10	TENNESSEE	1	1	2	5	7	1.0	10.0	0/0	0	0	0
9/20	at Chicago	1	1	9	3	12	0.0	0.0	0/0	0	0	0
9/27	at Cincinnati	1	1	6	1	7	0.0	0.0	0/0	1	0	0
10/4	SAN DIEGO	1	1	3	1	4	0.0	0.0	0/0	0	0	1
10/11	at Detroit	1	1	5	2	7	0.0	0.0	0/0	0	0	0
10/18	CLEVELAND	1	1	7	0	7	0.0	0.0	0/0	0	0	0
10/25	MINNESOTA	1	1	9	6	15	1.0	8.0	0/0	1	0	0
11/9	at Denver	1	1	4	0	4	0.0	0.0	0/0	0	0	0
11/15	CINCINNATI	1	1	7	3	10	0.0	0.0	0/0	0	0	0
11/22	at Kansas City	1	1	6	1	7	0.0	0.0	0/0	1	0	0
11/29	at Baltimore	1	1	4	0	4	1.0	3.0	0/0	0	1	0
12/6	OAKLAND	1	1	4	4	8	0.0	0.0	0/0	0	0	0
12/10	at Cleveland	1	1	4	3	7	0.0	0.0	0/0	0	0	0
12/20	GREEN BAY	1	1	3	0	3	0.0	0.0	0/0	0	0	0
12/27	BALTIMORE	1	1	7	5	12	0.0	0.0	1/18	0	0	0
1/3	at Miami	1	1	9	3	12	0.0	0.0	0/0	0	0	0
<b>SEASON TOTALS</b>		<b>16</b>	<b>16</b>	<b>89</b>	<b>37</b>	<b>126</b>	<b>3.0</b>	<b>21.0</b>	<b>1/18</b>	<b>3</b>	<b>1</b>	<b>1</b>

## Farrior's 2008 Game-by-Game Statistics

Date	Opponent	GP	GS	T	AT	TOT	Sacks	Yds	Int/Yds	PD	FF	FR
9/7	HOUSTON	1	1	4	4	8	0.5	7.0	0/0	0	0	0
9/14	at Cleveland	1	1	6	3	9	0.0	0.0	0/0	0	0	0
9/21	at Philadelphia	1	1	7	1	8	0.0	0.0	0/0	0	0	0
9/29	BALTIMORE	1	1	10	0	10	0.0	0.0	0/0	0	0	0
10/5	at Jacksonville	1	1	1	2	3	0.0	0.0	0/0	0	0	0
10/19	at Cincinnati	1	1	6	4	10	1.0	2.0	0/0	1	0	0
10/26	NEW YORK GIANTS	1	1	6	6	12	0.0	0.0	0/0	0	0	0
11/3	at Washington	1	1	12	1	13	0.5	2.5	0/0	3	0	0
11/9	INDIANAPOLIS	1	1	2	0	2	0.0	0.0	0/0	0	0	0
11/16	SAN DIEGO	1	1	2	5	7	0.0	0.0	0/0	0	0	0
11/20	CINCINNATI	1	1	8	3	11	0.0	0.0	0/0	0	0	0
11/30	at New England	1	1	6	4	10	0.5	3.5	0/0	0	0	0
12/7	DALLAS	1	1	8	3	11	1.0	8.0	0/0	0	0	0

## James Farrior

## Farrior's 2008 Game-by-Game Statistics (Continued)

Date	Opponent	GP	GS	T	AT	TOT	Sacks	Yds	Int/Yds	PD	FF	FR
12/14	at Baltimore	1	1	8	5	13	0.0	0.0	0/0	1	0	0
12/21	at Tennessee	1	1	9	1	10	0.0	0.0	0/0	0	0	0
12/28	CLEVELAND	1	1	5	4	9	0.0	0.0	0/0	0	0	0
<b>SEASON TOTALS</b>		<b>16</b>	<b>16</b>	<b>100</b>	<b>46</b>	<b>146</b>	<b>3.5</b>	<b>23.0</b>	<b>0/0</b>	<b>5</b>	<b>0</b>	<b>0</b>

## POSTSEASON

Date	Opponent	GP	GS	T	AT	TOT	Sacks	Yds	Int/Yds	PD	FF	FR
1/11	SAN DIEGO	1	1	8	1	9	0.0	0.0	0/0	0	0	0
1/18	BALTIMORE	1	1	5	0	5	0.0	0.0	0/0	1	0	0
2/1	vs. Arizona	1	1	6	1	7	0.0	0.0	0/0	0	0	0
<b>POSTSEASON TOTALS</b>		<b>3</b>	<b>3</b>	<b>19</b>	<b>2</b>	<b>21</b>	<b>0.0</b>	<b>0.0</b>	<b>0/0</b>	<b>1</b>	<b>0</b>	<b>0</b>

## Farrior's 2007 Game-by-Game Statistics

Date	Opponent	GP	GS	T	AT	TOT	Sacks	Yds	Int/Yds	PD	FF	FR
9/9	at Cleveland	1	1	3	4	7	1.0	8.0	0/0	1	1	0
9/16	BUFFALO	1	1	7	3	10	0.0	0.0	0/0	0	0	0
9/23	SAN FRANCISCO	1	1	2	2	4	1.0	8.0	0/0	1	0	0
9/30	at Arizona	1	1	3	0	3	0.0	0.0	0/0	0	0	0
10/7	SEATTLE	1	1	4	4	8	2.0	11.5	0/0	0	0	0
10/21	at Denver	1	1	3	3	6	0.0	0.0	0/0	0	0	0
10/28	at Cincinnati	1	1	5	0	5	0.0	0.0	0/0	0	0	0
11/5	BALTIMORE	1	1	6	0	6	1.0	7.0	0/0	0	0	0
11/11	CLEVELAND	1	1	3	1	4	0.0	0.0	0/0	0	0	0
11/18	at New York Jets	1	1	6	6	12	0.5	5.0	0/0	1	0	0
11/26	MIAMI	1	1	7	4	11	0.5	4.0	0/0	0	1	0
12/2	CINCINNATI	1	1	6	4	10	0.0	0.0	0/0	2	0	0
12/9	at New England	1	1	4	1	5	0.0	0.0	0/0	0	0	0
12/16	JACKSONVILLE	1	1	2	6	8	0.0	0.0	0/0	0	0	0
12/20	at St. Louis	1	1	3	0	3	0.0	0.0	1/0	0	0	0
12/30	at Baltimore	1	1	8	1	9	0.0	0.0	0/0	1	0	0
<b>SEASON TOTALS</b>		<b>16</b>	<b>16</b>	<b>72</b>	<b>39</b>	<b>111</b>	<b>6.0</b>	<b>43.5</b>	<b>1/0</b>	<b>6</b>	<b>2</b>	<b>0</b>

## POSTSEASON

1/5	JACKSONVILLE	1	1	4	5	9	0.5	6.0	1/2	1	0	0
<b>POSTSEASON TOTALS</b>		<b>1</b>	<b>1</b>	<b>4</b>	<b>5</b>	<b>9</b>	<b>0.5</b>	<b>6.0</b>	<b>1/2</b>	<b>1</b>	<b>0</b>	<b>0</b>

## Farrior's 2006 Game-by-Game Statistics

Date	Opponent	GP	GS	T	AT	TOT	Sacks	Yds	Int/Yds	PD	FF	FR
9/7	MIAMI	1	1	6	1	7	1.0	8	0/0	0	0	0
9/18	at Jacksonville	1	1	11	4	15	0.0	0	0/0	1	0	0
9/24	CINCINNATI	1	1	8	2	10	0.0	0	0/0	1	0	1
10/8	at San Diego	1	1	5	3	8	0.0	0	0/0	0	0	0
10/15	KANSAS CITY	1	1	2	2	4	0.0	0	0/0	1	0	0
10/22	at Atlanta	1	1	5	2	7	0.0	0	1/1	1	0	0
10/29	at Oakland	1	1	8	2	10	1.0	8	0/0	1	0	0
11/5	DENVER	1	1	10	1	11	0.0	0	0/0	0	0	0
11/12	NEW ORLEANS	1	1	9	2	11	0.0	0	0/0	0	1	0
11/19	at Cleveland	1	1	4	8	12	1.0	5	0/0	0	0	0
11/26	at Baltimore	1	1	8	1	9	0.0	0	0/0	0	0	0
12/3	TAMPA BAY	1	1	6	11	17	0.0	0	0/0	1	1	0
12/7	CLEVELAND	1	1	4	3	7	0.0	0	0/0	1	0	0
12/17	at Carolina	1	1	7	2	9	1.0	8	0/0	0	0	0
12/24	BALTIMORE	1	1	4	4	8	0.0	0	0/0	0	0	0
12/31	at Cincinnati	1	1	7	2	9	0.0	0	0/0	1	0	0
<b>SEASON TOTALS</b>		<b>16</b>	<b>16</b>	<b>104</b>	<b>50</b>	<b>154</b>	<b>4.0</b>	<b>29</b>	<b>1/1</b>	<b>8</b>	<b>2</b>	<b>1</b>



## Farrior's 2005 Game-by-Game Statistics

Year	Team	GP	GS	T	AT	TOT	Sacks	Yds	Int/Yds	PD	FF	FR
9/11	TENNESSEE	1	1	5	1	6	0.0	0.0	0/0	0	1	0
9/18	at Houston	1	1	7	4	11	0.0	0.0	0/0	0	0	0
9/25	NEW ENGLAND	1	1	8	5	13	1.0	11.0	0/0	0	0	0
10/10	at San Diego	1	1	7	2	9	0.0	0.0	0/0	0	0	0
10/16	JACKSONVILLE	1	1	5	4	9	0.0	0.0	0/0	1	0	0
10/23	at Cincinnati	1	1	7	0	7	0.0	0.0	0/0	0	0	0
10/31	BALTIMORE	1	1	8	1	9	0.0	0.0	0/0	0	0	0
11/6	at Green Bay	1	1	4	0	4	0.0	0.0	0/0	0	1	0
11/13	CLEVELAND						INACTIVE					
11/20	at Baltimore						INACTIVE					
11/28	at Indianapolis	1	1	6	1	7	0.0	0.0	0/0	0	0	0
12/4	CINCINNATI	1	1	7	0	7	0.0	0.0	0/0	0	0	0
12/11	CHICAGO	1	1	7	4	11	0.0	0.0	0/0	1	0	0
12/18	at Minnesota	1	1	5	2	7	0.0	0.0	0/0	0	0	0
12/24	at Cleveland	1	1	4	1	5	0.0	0.0	0/0	0	0	1
1/1	DETROIT	1	1	4	4	8	1.0	9.0	0/0	1	1	0
<b>SEASON TOTALS</b>		<b>14</b>	<b>14</b>	<b>84</b>	<b>29</b>	<b>113</b>	<b>2.0</b>	<b>20.0</b>	<b>0/0</b>	<b>3</b>	<b>3</b>	<b>1</b>

## POSTSEASON

1/8	at Cincinnati	1	1	3	1	4	0.0	0.0	1/22	1	0	0
1/15	at Indianapolis	1	1	8	2	10	2.5	22.0	0/0	0	0	0
1/22	at Denver	1	1	2	0	2	0.0	0.0	0/0	1	0	0
2/5	vs. Seattle	1	1	4	2	6	0.0	0.0	0/0	1	0	0
<b>POSTSEASON TOTALS</b>		<b>4</b>	<b>4</b>	<b>17</b>	<b>5</b>	<b>22</b>	<b>2.5</b>	<b>22.0</b>	<b>1/22</b>	<b>3</b>	<b>0</b>	<b>0</b>

## Farrior's 2004 Game-by-Game Statistics

Year	Team	GP	GS	T	AT	TOT	Sacks	Yds	Int/Yds	PD	FF	FR
9/12	OAKLAND	1	1	5	2	7	0.0	0.0	1/36	1	0	0
9/19	at Baltimore	1	1	6	2	8	0.0	0.0	0/0	0	0	0
9/26	at Miami	1	1	4	3	7	0.0	0.0	0/0	1	0	2
10/3	CINCINNATI	1	1	5	3	8	0.0	0.0	0/0	0	0	1
10/10	CLEVELAND	1	1	5	3	8	0.0	0.0	0/0	0	0	0
10/17	at Dallas	1	1	5	4	9	2.0	16.0	0/0	0	3	0
10/31	NEW ENGLAND	1	1	5	1	6	0.0	0.0	0/0	0	0	0
11/7	PHILADELPHIA	1	1	4	2	6	1.0	6.0	1/41	0	0	0
11/14	at Cleveland	1	1	3	5	8	0.0	0.0	0/0	1	1	0
11/21	at Cincinnati	1	1	4	0	4	0.0	0.0	1/24t	2	0	0
11/28	WASHINGTON	1	1	5	3	8	0.0	0.0	0/0	0	0	0
12/5	at Jacksonville	1	1	12	2	14	0.0	0.0	0/0	1	0	0
12/12	NEW YORK JETS	1	1	6	5	11	0.0	0.0	1/22	1	0	0
12/18	at New York Giants	1	1	3	1	4	0.0	0.0	0/0	0	0	0
12/26	BALTIMORE	1	1	9	1	10	0.0	0.0	0/0	1	0	0
1/2	at Buffalo	1	1	1	0	1	0.0	0.0	0/0	0	0	0
<b>SEASON TOTALS</b>		<b>16</b>	<b>16</b>	<b>82</b>	<b>37</b>	<b>119</b>	<b>3.0</b>	<b>22.0</b>	<b>4/123</b>	<b>8</b>	<b>4</b>	<b>3</b>

## POSTSEASON

1/15	NEW YORK JETS	1	1	4	5	9	0.0	0.0	0/0	0	0	0
1/23	NEW ENGLAND	1	1	5	5	10	0.0	0.0	0/0	0	0	0
<b>POSTSEASON TOTALS</b>		<b>2</b>	<b>2</b>	<b>9</b>	<b>10</b>	<b>19</b>	<b>0.0</b>	<b>0.0</b>	<b>0/0</b>	<b>0</b>	<b>0</b>	<b>0</b>

## Farrior's 2003 Game-by-Game Statistics

Year	Team	GP	GS	T	AT	TOT	Sacks	Yds	Int/Yds	PD	FF	FR
9/7	BALTIMORE	1	1	9	2	11	0.0	0.0	0/0	1	0	0
9/14	at Kansas City	1	1	4	0	4	0.0	0.0	1/9	0	0	0
9/21	at Cincinnati	1	1	5	1	6	0.0	0.0	0/0	0	0	0
9/28	TENNESSEE	1	1	6	0	6	0.0	0.0	0/0	0	0	0
10/5	CLEVELAND	1	1	7	1	8	0.0	0.0	0/0	0	0	0
10/12	at Denver	1	1	8	1	9	0.0	0.0	0/0	0	1	0
10/26	ST. LOUIS	1	1	10	2	12	0.0	0.0	0/0	1	0	0
11/2	at Seattle	1	1	3	1	4	0.0	0.0	0/0	0	0	0

## James Farrior

## Farrior's 2003 Game-by-Game Statistics (Continued)

Year	Team	GP	GS	T	AT	TOT	Sacks	Yds	Int/Yds	PD	FF	FR
11/9	ARIZONA	1	1	5	1	6	0.0	0.0	0/0	2	0	0
11/17	at San Francisco	1	1	9	2	11	0.0	0.0	0/0	0	0	0
11/23	at Cleveland	1	1	10	4	14	0.0	0.0	0/0	0	0	1
11/30	CINCINNATI	1	1	4	2	6	0.0	0.0	0/0	1	0	0
12/7	OAKLAND	1	1	6	0	6	0.0	0.0	0/0	2	0	0
12/14	at New York Jets	1	1	6	1	7	0.0	0.0	0/0	0	0	0
12/21	SAN DIEGO	1	1	8	0	8	0.0	0.0	0/0	0	0	0
12/28	at Baltimore	1	1	6	3	9	0.0	0.0	0/0	0	0	0
<b>SEASON TOTALS</b>		<b>16</b>	<b>16</b>	<b>106</b>	<b>21</b>	<b>127</b>	<b>0.0</b>	<b>0.0</b>	<b>1/9</b>	<b>7</b>	<b>1</b>	<b>1</b>

## Farrior's 2002 Game-by-Game Statistics

Year	Team	GP	GS	T	AT	TOT	Sacks	Yds	Int/Yds	PD	FF	FR
9/9	at New England	1	1	7	2	9	0.0	0.0	0/0	1	0	0
9/15	OAKLAND	1	1	5	0	5	0.0	0.0	0/0	0	0	0
9/29	CLEVELAND	1	1	7	1	8	0.0	0.0	0/0	0	0	0
10/6	at New Orleans	1	1	4	3	7	0.0	0.0	0/0	1	0	0
10/13	at Cincinnati	1	1	3	1	4	0.0	0.0	0/0	0	0	0
10/21	INDIANAPOLIS	1	1	8	1	9	0.0	0.0	0/0	0	0	0
10/27	at Baltimore	1	1	6	3	9	0.0	0.0	0/0	1	0	0
11/3	at Cleveland	1	1	2	0	2	0.0	0.0	0/0	0	0	0
11/10	ATLANTA	1	1	4	1	5	0.0	0.0	0/0	0	0	1
11/17	at Tennessee	1	1	6	2	8	0.0	0.0	0/0	0	0	0
11/24	CINCINNATI	INACTIVE										
12/1	at Jacksonville	1	1	5	1	6	0.0	0.0	0/0	0	0	0
12/8	HOUSTON	1	1	5	0	5	0.0	0.0	0/0	0	0	0
12/15	CAROLINA	1	1	1	2	3	0.0	0.0	0/0	0	0	0
12/23	at Tampa Bay	1	1	0	1	1	0.0	0.0	0/0	0	0	0
12/29	BALTIMORE	INACTIVE										
<b>SEASON TOTALS</b>		<b>14</b>	<b>14</b>	<b>63</b>	<b>18</b>	<b>81</b>	<b>0.0</b>	<b>0.0</b>	<b>0/0</b>	<b>3</b>	<b>0</b>	<b>1</b>

## POSTSEASON

1/5	CLEVELAND	1	0	3	0	3	1.0	5.0	0/0	0	0	0
1/11	at Tennessee	1	1	7	3	10	0.0	0.0	0/0	2	0	0
<b>POSTSEASON TOTALS</b>		<b>2</b>	<b>1</b>	<b>10</b>	<b>3</b>	<b>13</b>	<b>1.0</b>	<b>5.0</b>	<b>0/0</b>	<b>2</b>	<b>0</b>	<b>0</b>

## Farrior's 2001 Game-by-Game Statistics

Year	Team	GP	GS	T	AT	TOT	Sacks	Yds	Int/Yds	PD	FF	FR
9/9	INDIANAPOLIS	1	1	8	2	10	0.0	0.0	0/0	0	0	0
9/23	at New England	1	1	11	2	13	0.0	0.0	1/47	0	0	0
10/1	SAN FRANCISCO	1	1	8	5	13	0.0	0.0	0/0	0	1	0
10/7	at Buffalo	1	1	12	4	16	0.0	0.0	0/0	1	2	0
10/14	MIAMI	1	1	5	7	12	0.0	0.0	0/0	3	0	0
10/21	ST. LOUIS	1	1	6	4	10	0.0	0.0	0/0	0	0	0
10/28	at Carolina	1	1	7	0	7	0.0	0.0	0/0	0	0	0
11/4	at New Orleans	1	1	4	2	6	1.0	8.0	0/0	0	0	0
11/11	KANSAS CITY	1	1	10	2	12	0.0	0.0	0/0	0	0	0
11/18	at Miami	1	1	6	6	12	0.0	0.0	0/0	1	0	0
12/2	NEW ENGLAND	1	1	4	6	10	0.0	0.0	0/0	0	0	0
12/9	at Pittsburgh	1	1	6	4	10	0.0	0.0	0/0	2	0	0
12/16	CINCINNATI	1	1	8	5	13	0.0	0.0	1/37	1	0	0
12/23	at Indianapolis	1	1	3	6	9	0.0	0.0	0/0	1	0	0
12/30	BUFFALO	1	1	8	3	11	0.0	0.0	0/0	0	0	0
1/6	at Oakland	1	1	10	1	11	0.0	0.0	0/0	0	0	0
<b>SEASON TOTALS</b>		<b>16</b>	<b>16</b>	<b>116</b>	<b>59</b>	<b>175</b>	<b>1.0</b>	<b>8.0</b>	<b>2/84</b>	<b>9</b>	<b>3</b>	<b>0</b>

## POSTSEASON

1/12	at Oakland	1	1	3	5	8	0.0	0.0	0/0	0	0	0
<b>POSTSEASON TOTALS</b>		<b>1</b>	<b>1</b>	<b>3</b>	<b>5</b>	<b>8</b>	<b>0.0</b>	<b>0.0</b>	<b>0/0</b>	<b>0</b>	<b>0</b>	<b>0</b>



## Farrior's 2000 Game-by-Game Statistics

Year	Team	GP	GS	T	AT	TOT	Sacks	Yds	Int/Yds	PD	FF	FR
9/3	at Green Bay	1	0	3	0	3	0.0	0.0	0/0	0	0	0
9/11	NEW ENGLAND	1	1	4	1	5	1.0	6.0	0/0	0	0	0
9/17	BUFFALO	1	0	4	0	4	0.0	0.0	0/0	1	0	0
9/24	at Tampa Bay	1	0	4	3	7	0.0	0.0	0/0	0	0	0
10/8	PITTSBURGH	1	0	1	1	2	0.0	0.0	0/0	0	0	0
10/15	at New England	1	0	2	0	2	0.0	0.0	0/0	0	0	0
10/23	MIAMI	1	1	2	0	2	0.0	0.0	0/0	1	0	0
10/29	at Buffalo	1	1	4	2	6	0.0	0.0	0/0	0	0	0
11/5	DENVER	1	1	7	2	9	0.0	0.0	1/0	1	0	0
11/12	at Indianapolis	1	0	7	0	7	0.0	0.0	0/0	0	1	0
11/19	at Miami	1	1	2	0	2	0.0	0.0	0/0	1	0	0
11/26	CHICAGO	1	0	3	1	4	0.0	0.0	0/0	0	0	0
12/3	INDIANAPOLIS	1	0	0	0	0	0.0	0.0	0/0	1	0	0
12/10	at Oakland	1	1	2	0	2	0.0	0.0	0/0	0	0	0
12/17	DETROIT	1	0	0	0	0	0.0	0.0	0/0	0	0	0
12/24	at Baltimore	1	0	1	0	1	0.0	0.0	0/0	0	0	0
<b>SEASON TOTALS</b>		<b>16</b>	<b>6</b>	<b>46</b>	<b>10</b>	<b>56</b>	<b>1.0</b>	<b>6.0</b>	<b>1/0</b>	<b>5</b>	<b>1</b>	<b>0</b>

## Farrior's 1999 Game-by-Game Statistics

Year	Team	GP	GS	T	AT	TOT	Sacks	Yds	Int/Yds	PD	FF	FR
9/12	NEW ENGLAND	1	1	2	1	3	0.0	0.0	0/0	0	0	0
9/19	at Buffalo	1	1	0	1	1	0.0	0.0	0/0	0	0	0
9/26	WASHINGTON	1	1	3	0	3	0.0	0.0	0/0	1	0	0
10/3	at Denver	1	0	1	0	1	0.0	0.0	0/0	0	0	0
10/11	JACKSONVILLE	1	0	3	0	3	0.0	0.0	0/0	0	0	0
10/17	INDIANAPOLIS	1	0	0	0	0	0.0	0.0	0/0	1	0	0
10/24	at Oakland	1	0	2	1	3	0.0	0.0	0/0	0	0	0
11/7	ARIZONA	1	0	2	0	2	1.0	8.0	0/0	0	1	0
11/15	at New England	1	0	4	0	4	0.0	0.0	0/0	0	0	0
11/21	BUFFALO	1	0	0	0	0	0.0	0.0	0/0	0	0	0
11/28	at Indianapolis	1	0	0	1	1	0.0	0.0	0/0	0	0	0
12/5	at New York Giants	1	0	3	1	4	0.0	0.0	0/0	0	0	0
12/12	MIAMI	1	0	4	1	5	1.0	9.0	0/0	0	0	0
12/19	at Dallas	1	1	4	0	4	0.0	0.0	0/0	0	0	0
12/27	at Miami	1	0	2	0	2	0.0	0.0	0/0	0	0	0
1/2	SEATTLE	1	0	0	2	2	0.0	0.0	0/0	0	0	0
<b>SEASON TOTALS</b>		<b>16</b>	<b>4</b>	<b>30</b>	<b>8</b>	<b>38</b>	<b>2.0</b>	<b>17.0</b>	<b>0/0</b>	<b>2</b>	<b>1</b>	<b>0</b>

## Farrior's 1998 Game-by-Game Statistics

Year	Team	GP	GS	T	AT	TOT	Sacks	Yds	Int/Yds	PD	FF	FR
9/6	at San Francisco	1	1	6	0	6	0.0	0.0	0/0	1	0	0
9/13	BALTIMORE						INACTIVE					
9/20	INDIANAPOLIS						INACTIVE					
10/4	MIAMI						INACTIVE					
10/11	at St. Louis						INACTIVE					
10/19	at New England	1	1	0	2	2	0.0	0.0	0/0	0	0	0
10/25	ATLANTA	1	0	1	1	2	0.0	0.0	0/0	0	0	0
11/1	at Kansas City	1	0	0	1	1	0.0	0.0	0/0	0	0	0
11/8	BUFFALO	1	0	2	0	2	0.0	0.0	0/0	0	0	0
11/15	at Indianapolis	1	0	3	1	4	0.0	0.0	0/0	0	0	0
11/22	at Tennessee	1	0	1	0	1	0.0	0.0	0/0	0	0	0
11/29	CAROLINA	1	0	1	1	2	0.0	0.0	0/0	0	0	0
12/6	SEATTLE	1	0	0	0	0	0.0	0.0	0/0	0	0	1
12/13	at Miami	1	0	1	1	2	0.0	0.0	0/0	0	0	0
12/19	at Buffalo	1	0	0	2	2	0.0	0.0	0/0	0	0	0
12/27	NEW ENGLAND	1	0	2	1	3	0.0	0.0	0/0	0	0	0
<b>SEASON TOTALS</b>		<b>12</b>	<b>2</b>	<b>17</b>	<b>10</b>	<b>27</b>	<b>0.0</b>	<b>0.0</b>	<b>0/0</b>	<b>1</b>	<b>0</b>	<b>1</b>

## James Farrior

### Farrior's 1998 Game-by-Game Statistics (Continued)

#### POSTSEASON

Year	Team	GP	GS	T	AT	TOT	Sacks	Yds	Int/Yds	PD	FF	FR
1/10	JACKSONVILLE	1	0	0	0	0	0.0	0.0	0/0	0	0	0
1/17	at Denver	1	0	2	0	2	1.0	8.0	0/0	0	0	0
<b>POSTSEASON TOTALS</b>		<b>2</b>	<b>0</b>	<b>2</b>	<b>0</b>	<b>2</b>	<b>1.0</b>	<b>8.0</b>	<b>0/0</b>	<b>0</b>	<b>0</b>	<b>0</b>

### Farrior's 1997 Game-by-Game Statistics

Year	Team	GP	GS	T	AT	TOT	Sacks	Yds	Int/Yds	PD	FF	FR
8/31	at Seattle	1	0	3	0	3	0.0	0.0	0/0	0	0	0
9/7	BUFFALO	1	1	2	1	3	0.0	0.0	0/0	0	0	0
9/14	at New England	1	1	7	3	10	0.0	0.0	0/0	0	0	0
9/21	OAKLAND	1	1	2	1	3	1.0	6.0	0/0	1	0	0
9/28	at Cincinnati	1	1	2	0	2	0.0	0.0	0/0	0	0	0
10/5	at Indianapolis	1	1	2	1	3	0.0	0.0	0/0	0	0	0
10/12	MIAMI	1	1	3	2	5	0.0	0.0	0/0	0	0	0
10/19	NEW ENGLAND	1	1	1	2	3	0.0	0.0	0/0	0	0	0
11/2	BALTIMORE	1	1	5	3	8	0.0	0.0	0/0	0	0	0
11/9	at Miami	1	1	3	0	3	0.0	0.0	0/0	0	0	0
11/16	at Chicago	1	1	6	1	7	0.0	0.0	0/0	0	0	0
11/23	MINNESOTA	1	1	6	0	6	0.0	0.0	0/0	0	1	0
11/30	at Buffalo	1	1	4	0	4	0.0	0.0	0/0	0	0	0
12/7	INDIANAPOLIS	1	1	2	1	3	0.0	0.0	0/0	0	0	0
12/14	TAMPA BAY	1	1	1	3	4	0.5	4.0	0/0	0	0	0
12/21	at Detroit	1	1	4	0	4	0.0	0.0	0/0	0	0	0
<b>SEASON TOTALS</b>		<b>16</b>	<b>15</b>	<b>53</b>	<b>18</b>	<b>71</b>	<b>1.5</b>	<b>10.0</b>	<b>0/0</b>	<b>1</b>	<b>1</b>	<b>0</b>

### Farrior's Career Statistics

#### REGULAR SEASON

Year	Team	GP	GS	T	AT	TOT	Sacks	Yds	Int/Yds	PD	FF	FR
1997	New York Jets	16	15	53	18	71	1.5	10.0	0/0	1	1	0
1998	New York Jets	12	2	17	10	27	0.0	0.0	0/0	1	0	1
1999	New York Jets	16	4	30	8	38	2.0	17.0	0/0	2	1	0
2000	New York Jets	16	6	46	10	56	1.0	6.0	1/0	5	1	0
2001	New York Jets	16	16	116	59	175	1.0	8.0	2/84	9	3	0
2002	Pittsburgh	14	14	63	18	81	0.0	0.0	0/0	3	0	1
2003	Pittsburgh	16	16	106	21	127	0.0	0.0	1/9	7	1	1
2004	Pittsburgh	16	16	82	37	119	3.0	22.0	4/123	8	4	3
2005	Pittsburgh	14	14	84	29	113	2.0	20.0	0/0	3	3	1
2006	Pittsburgh	16	16	104	50	154	4.0	29.0	1/1	8	2	1
2007	Pittsburgh	16	16	72	39	111	6.0	43.5	1/0	6	2	0
2008	Pittsburgh	16	16	100	46	146	3.5	23.0	0/0	5	0	0
2009	Pittsburgh	16	16	89	37	126	3.0	21.0	1/18	3	1	1
2010	Pittsburgh	16	15	99	38	137	6.0	29.0	0/0	3	1	1
<b>NFL Totals</b>		<b>216</b>	<b>182</b>	<b>1061</b>	<b>418</b>	<b>1479</b>	<b>33.5</b>	<b>237.0</b>	<b>11/225</b>	<b>68</b>	<b>19</b>	<b>12</b>
<b>Steelers Totals</b>		<b>139</b>	<b>139</b>	<b>799</b>	<b>315</b>	<b>1114</b>	<b>28.0</b>	<b>189.5</b>	<b>8/151</b>	<b>50</b>	<b>12</b>	<b>10</b>

**Career Special Teams Tackles (31):** 6 in '97, 1 in '98, 7 in '99, 2 in '00, 5 in '01, 4 in '02, 5 in '03, 0 in '04, 0 in '05, 1 in '06, 0 in '07, 0 in '08, 0 in '09 and 0 in '10.

**Additional Statistics:** Forced a fumble on special teams in 1997.

#### POSTSEASON

Year	Team	GP	GS	T	AT	TOT	Sacks	Yds	Int/Yds	PD	FF	FR
1998	New York Jets	2	0	2	0	2	1.0	8.0	0/0	0	0	0
2001	New York Jets	1	1	3	5	8	0.0	0.0	0/0	0	0	0
2002	Pittsburgh	2	1	10	3	13	1.0	5.0	0/0	2	0	0
2004	Pittsburgh	2	2	9	10	19	0.0	0.0	0/0	0	0	0
2005	Pittsburgh	4	4	17	5	22	2.5	22.0	1/22	3	0	0
2007	Pittsburgh	1	1	4	1	5	0.5	6.0	1/2	1	0	0
2008	Pittsburgh	3	3	19	2	21	0.0	0.0	0/0	1	0	0
2010	Pittsburgh	3	3	12	6	18	0.0	0.0	0/0	2	0	0
<b>NFL Totals</b>		<b>18</b>	<b>15</b>	<b>77</b>	<b>34</b>	<b>111</b>	<b>5.0</b>	<b>41.0</b>	<b>2/24</b>	<b>9</b>	<b>0</b>	<b>0</b>
<b>Steelers Totals</b>		<b>15</b>	<b>15</b>	<b>71</b>	<b>27</b>	<b>98</b>	<b>4.0</b>	<b>33.0</b>	<b>2/24</b>	<b>9</b>	<b>0</b>	<b>0</b>



## LARRY FOOTE LB

HEIGHT – 6-1

WEIGHT – 239

COLLEGE – Michigan

BIRTHDATE – June 12, 1980

BIRTHPLACE – Detroit, Mich.

HOW ACQUIRED – FA-'10

NFL EXPERIENCE – 10th Year

50



## PRO

**[140-98/15-10]:** Returned to Pittsburgh after playing one season (2009) for the Detroit Lions...

signed a three-year contract with the Steelers on March 15, 2010...signed with the Lions May 6, 2009, after spending the previous seven years (2002-08) with the Steelers...over the span of his 10-year career, has played in 140 games (98 starts) and has amassed 557 tackles, 17.5 sacks, three interceptions, 20 passes defended, eight forced fumbles and six fumble recoveries...originally drafted by Pittsburgh in the fourth round (128th overall) of the 2002 NFL Draft.

**2010 [16-0/3-0]:** Returned to the Steelers as a contributor on special teams and at LB...played in all 16 regular-season games, tallying 27 tackles, one sack and one pass breakup...was part of a defense that held opponents to an NFL-best and Steelers' team-record 62.8 rushing yards per game...added one special teams tackle...saw action in all three postseason games...had three special teams tackles in the postseason...**9/12 vs. Atlanta:** Saw action at inside linebacker... was a part of a defense that limited the Falcons to only 58 yards rushing...**9/19 at Tennessee:** Saw action at inside linebacker...had one tackle...was a part of a defense that forced six Tennessee turnovers and limited the Titans to only 46 yards rushing...**9/26 at Tampa Bay:** Saw action at the inside linebacker position...had five tackles... was part of a defense that limited the Buccaneers to only 75 yards rushing...**10/3 vs. Baltimore:** Had three tackles...was a part of a defense that limited Baltimore to only 70 yards rushing and forced two turnovers...**10/17 vs. Cleveland:** Had one tackle... was part of a defense that forced three Browns' turnovers, had five sacks and held the Browns to 70 yards rushing...**10/24 at Miami:** Played in his 130th career game at linebacker...posted his first sack of the season, an eight-yard loss in the third quarter... finished with six tackles and two QB pressures... was part of a defense that held the Dolphins to 64

yards rushing...**10/31 at New Orleans:** Saw action on special teams and at linebacker...was part of a defense that held the Saints to 30 yards rushing, had two sacks and forced two turnovers...**11/8 at Cincinnati:** Saw action at linebacker and on special teams...**11/14 vs. New England:** Saw action at linebacker and on special teams...had three tackles... had one QB pressure...**11/21 vs. Oakland:** Saw action on special teams...**11/28 at Buffalo:** Saw action on special teams...**12/5 at Baltimore:** Saw action on special teams...**12/12 vs. Cincinnati:** Saw action on special teams...**12/19 vs. N.Y. Jets:** Saw action on special teams...**12/23 vs. Carolina:** Saw action on special teams and at LB...had two tackles... had one special teams tackle...was part of a defense that held the Panthers to 119 total yards...**1/2 at Cleveland:** Saw action on special teams and at linebacker...had five tackles and one pass breakup...was part of a defense that held the Browns to 43 yards rushing and had four sacks...**AFC Divisional Game 1/15 vs. Baltimore:** Saw action on special teams in his 13th career postseason contest...had two special teams tackles...**AFC Championship Game 1/23 vs. N.Y. Jets:** Saw action on special teams and at LB...had one special teams tackle...**Super Bowl XLV 2/6 vs. Green Bay:** Saw action on special teams and at LB.

**2009 [14-14]:** Was Detroit's defensive captain... started 14 games but missed the last two due to a foot injury ending his streak of 94 consecutive starts...led the team with 99 tackles (70 solo), along with 2.0 sacks for 11 yards, four passes defended and one forced fumble in only 14 games...**9/13 at New Orleans:** Had nine tackles (all solo) and a pass defended in the season opener...**9/20 vs. Minnesota:** Led the defense with 10 tackles (five solo) and a sack...was part of the defense that limited Vikings RB Adrian Peterson to 92 yards rushing...**9/27 vs. Washington:** Recorded a team best nine tackles (five solo)...**10/4 at Chicago:** Had six tackles and a pass defended...**10/11 vs. Pittsburgh:** Made his

## Larry Foote

85th consecutive start and recorded seven tackles (six solo) against his former team...**10/18 at Green Bay:** Had five tackles...**11/1 vs. St. Louis:** Started for the 87th straight time, which was fourth among linebackers in consecutive starts...finished with three tackles and a pass defended...**11/8 at Seattle:** Recorded seven tackles (six solo)...**11/15 at Minnesota:** Had three tackles...**11/22 vs. Cleveland:** Made a season-high 12 tackles (nine solo) and got his second sack of the season...**11/26 vs. Green Bay:** Had seven tackles...**12/6 at Cincinnati:** Registered nine tackles (three solo) including one tackle for loss...**12/13 at Baltimore:** Had five tackles (four solo) and forced one fumble...**12/20 vs. Arizona:** Recorded seven tackles...**12/27 at San Francisco:** Was inactive due to a foot injury...had his 94-game streak of consecutive starts (third among active linebackers at the time) halted...had previously started every game since the beginning of the 2004 season...**1/3 vs. Chicago:** Was inactive for the second straight game due to a foot injury.

**2008 (16-16/3-3):** Started all 16 regular-season games and all three post-season games at ILB...had 86 tackles and 1.5 sacks...helped the Steelers win their sixth Super Bowl...it was his second Super Bowl victory with the team in four seasons...**9/7 vs. Houston:** Played in his 86th consecutive game and made his 65th consecutive start at ILB...finished with six tackles (four solo)...**9/14 at Cleveland:** Started his 66th consecutive game at ILB...tied with James Farrior for the team lead with nine tackles (six solo)...**9/21 at Philadelphia:** Made his 70th career start at ILB...finished with four tackles (one solo) and a career-high 1.5 sacks for 8.5 yards in loss...**9/29 vs. Baltimore:** Made his 68th consecutive start at ILB...finished with eight tackles (six solo) and had one pass defense...**10/5 at Jacksonville:** Made his 69th consecutive start at ILB...finished with four solo tackles...helped limit the Jaguars to only 38 yards rushing on 19 attempts (2.0 avg)...**10/19 at Cincinnati:** Played in his 100th career game and made his 70th consecutive start...finished with five tackles (four solo)...**10/26 vs. New York Giants:** Made his 71st consecutive start at ILB...finished with five tackles (three solo)...had one QB pressure...**11/3 at Washington:** Made his 72nd consecutive start at ILB...finished with one assisted tackle...**11/9 vs. Indianapolis:** Made his 73rd consecutive start at

ILB...finished with two tackles (one solo)...**11/16 vs. San Diego:** Made his 74th consecutive start at ILB...finished with six tackles (four solo)...**11/20 vs. Cincinnati:** Made his 75th consecutive start at ILB...finished with four tackles (three solo)...**11/30 at New England:** Made his 76th consecutive start at ILB...finished with six tackles (three solo)...**12/7 vs. Dallas:** Made his 80th career start at ILB...finished with one solo tackle...**12/14 at Baltimore:** Made his 78th consecutive start at ILB...finished with a season-high 12 tackles (nine solo)...**12/21 at Tennessee:** Made his 79th consecutive start and played in his 100th consecutive game at ILB...finished with six tackles (two solo)...had one pass defense and one QB pressure...**12/28 vs. Cleveland:** Made his 80th consecutive start at ILB...finished with seven tackles (five solo) and had one QB pressure...**AFC Divisional Game 1/11 vs. San Diego:** Made his eighth consecutive postseason start at ILB...finished with six tackles (four solo)...recorded his second career postseason interception...**AFC Championship Game 1/18 vs. Baltimore:** Made his ninth consecutive postseason start at ILB...finished with three tackles (one solo) and had one QB pressure...**Super Bowl XLIII 2/1 vs. Arizona:** Made his 10th consecutive postseason start at ILB...finished with two solo tackles.

**2007 (16-16/1-1):** Started all 16 games for the fourth consecutive season (64 straight starts)...hasn't missed a game since Week 12 of his rookie campaign in 2002...started his seventh consecutive playoff game against Jacksonville, recording six tackles...ranked third on team with 89 tackles...had three sacks...established a career high with three forced fumbles...set a new career high with five pass defenses...**9/9 at Cleveland:** Started at RILB and registered four total tackles (two solo)...played a big role in a defense that gave up 46 rushing yards...**9/16 vs. Buffalo:** Started his 50th consecutive game at RILB and registered four solo tackles with one sack for a loss of 7 yards...also had one forced fumble...**9/23 vs. San Francisco:** Started at RILB and logged six tackles (four solo) while also having one quarterback pressure...also had one special teams tackle...part of a defensive unit that limited Frank Gore to only 39 rushing yards...**9/30 at Arizona:** Started at RILB and saw 33 defensive snaps...racked up five solo tackles and two quarter-



## Larry Foote

back pressures...**10/7 vs. Seattle:** Started at RILB and logged 27 defensive snaps, but did not register any tackles...part of a defensive unit that allowed only 144 total yards, 38 rushing yards, 106 passing yards and eight first downs...**10/21 at Denver:** Made his 54th consecutive start at RILB...had seven tackles [four solo] and two quarterback pressures...also caused one fumble on Broncos' running back Travis Henry and had his third career interception when he picked off a Jay Cutler pass and returned it 14 yards...part of a defensive unit that allowed the Denver running backs to gain only 54 rushing yards...**10/28 at Cincinnati:** Tallied his 55th consecutive start at RILB...saw 36 defensive snaps and registered three tackles (one solo)...**11/5 vs. Baltimore:** Made his 56th consecutive start and registered two tackles...part of a defensive unit that allowed the Ravens only 104 total yards, with 64 coming on the ground and 40 yards by air...the Baltimore offense managed only five first downs all day...**11/11 vs. Cleveland:** Made his 60th career start at RILB...saw action on 35 defensive plays and led the team with six solo tackles (nine total)...also had one quarterback pressure...part of a defensive unit that allowed only 163 total yards, including 40 rushing and 123 passing yards...**11/18 at New York Jets:** Started in his 58th consecutive game at RILB...finished the game with 10 tackles (six solo), including a half-sack on Jets' quarterback Kellen Clemens for a loss of five yards...also had one quarterback hit and one pass defended...**11/26 vs. Miami:** Played in his 80th consecutive game at RILB and tallied seven tackles (four solo), one QB hurry and a half-sack for a loss of five yards...**12/2 vs. Cincinnati:** Made his 60th consecutive start, while playing in his 90th career game...registered 70 defensive snaps and finished the game with seven tackles (two solo), including one sack on Carson Palmer for a loss of eight yards, which resulted in his third caused fumble of the season...also tallied one pass defended and three quarterback hits...**12/9 at New England:** Started at RILB, while playing in his 82nd consecutive game...was in on 46 defensive plays and finished the game with three tackles (two solo) and two quarterback pressures...**12/16 vs. Jacksonville:** Made his 62nd consecutive start at RILB...tallied a team high (tied) 10 tackles (four solo) and posted two passes defended...**12/20 at St. Louis:** Made his 66th career start at RILB...fin-

ished with four tackles (two solo) and one pressure on the quarterback...**12/30 at Baltimore:** Made his 64th consecutive start at RILB and finished with eight tackles (four solo) and one pass defended...**AFC Wild Card Game 1/5 vs. Jacksonville:** Made his ninth consecutive playoff appearance, while starting at RILB and finished with six tackles (five solo).

**2006 [16-16]:** Started at RILB for all 16 games, marking the third straight year he has started every game...finished second on the team in tackles with 118...he also posted a career-high four sacks and picked off one pass...**9/7 vs. Miami:** Started at RILB and recorded two tackles (one solo)...added one assisted special teams tackle...**9/18 at Jacksonville:** Recorded 12 tackles (eight solo) and one special teams tackle...registered one quarterback hurry/pressure and one tackle for a loss while logging 61 plays...sacked QB Byron Leftwich for an eight yard loss...**9/24 vs. Cincinnati:** Started at RILB and logged 44 plays...recorded nine tackles (seven solo)...forced a fumble on a five-yard sack of Bengals QB Carson Palmer...**10/8 at San Diego:** Recorded three tackles (one) while logging 64 plays...recorded his team leading (tied) third sack of quarterback Philip Rivers for a loss of seven yards on a critical third-and-five at the Pittsburgh seven-yard line...**10/15 vs. Kansas City:** Recorded three tackles in 43 plays...also had one quarterback hurry/pressure and a pass defense...**10/22 at Atlanta:** Recorded six tackles (four solo) while logging 59 snaps...**10/29 at Oakland:** Logged 44 snaps and recorded seven tackles (four solo)...started at RILB...**11/5 vs. Denver:** Logged 46 plays and recorded seven tackles (five solo) and one pass defense...**11/12 vs. New Orleans:** Recorded a game-high 12 tackles (eight solo) and logged 79 snaps...added a forced fumble and pass defense...**11/19 at Cleveland:** Logged 40 plays and collected 10 tackles (five solo)...**11/26 at Baltimore:** Had a game-high 10 tackles (seven solo) and logged 51 snaps...collected one tackle for loss...surpassed 300 career tackles (301)...**12/3 vs. Tampa Bay:** Accounted for two Steelers takeaways...intercepted a Bruce Gradkowski pass and returned it 11 yards to set up the Steelers' first touchdown...also recovered a Carnell Williams fumble early in the second quarter...collected 13 tackles (seven solo), one pass defense and one quarterback hurry/pressure...**12/7 vs. Cleveland:** Logged 49 snaps and

## Larry Foote

collected six tackles (five solo)...**12/17 at Carolina:** Logged 43 plays and collected six tackles (four solo)...added a quarterback sack for a loss of eight yards, his 10th career sack...**12/24 vs. Baltimore:** Collected six tackles (two solo)...**12/31 at Cincinnati:** Collected six tackles (three solo) in 36 plays...made his 50th career start.

**2005 [16-16/4-4]:** Posted a team-best 123 tackles (96 solo) in the regular season, which were a career high...added three sacks, 12 tackles-for-loss and one fumble recovery...had two special teams tackles...tied for the team lead with 24 post-season tackles...**9/11 vs. Tennessee:** Played 48 snaps at inside linebacker...recorded three solo tackles...**9/18 at Houston:** Started and played 30 defensive snaps...recorded five tackles (four solo)...**9/25 vs. New England:** Logged 60 snaps and recorded 10 total tackles (eight solo)...also recorded a quarterback hurry/pressure and recovered a fumble...**10/10 at San Diego:** Started and recorded six tackles (five solo)...played 50 snaps...**10/16 vs. Jacksonville:** Was all over the field, setting new career highs in tackles (13) and solo tackles (10)...logged 57 plays...**10/23 at Cincinnati:** Made his 22nd consecutive start at RILB...logged 46 snaps and recorded seven tackles (six solo) and one tackle for a loss...**10/31 vs. Baltimore:** Started at RILB...played 61 snaps finished with nine tackles (seven solo) and a tackle for a loss...**11/6 at Green Bay:** Recorded a team-high 10 solo tackles (12 total) while logging 53 defensive plays...**11/13 vs. Cleveland:** Led the team with 10 tackles (seven solo) while logging 55 plays...**11/20 at Baltimore:** Recorded nine tackles (seven solo) and one tackle for a loss while logging 81 snaps...also had one sack for a loss of eight yards and one quarterback hurry/pressure...**11/28 at Indianapolis:** Started at inside linebacker and recorded two solo tackles...**12/4 vs. Cincinnati:** Logged 55 plays at RILB...recorded seven tackles (four solo) and a quarterback hurry/pressure...**12/11 vs. Chicago:** Recorded 10 tackles (seven solo) on 36 snaps...also had two special teams tackles...**12/18 at Minnesota:** Recorded a team-high eight tackles (six solo) on 32 snaps...had one sack for a loss of eight yards, five tackles for a loss and two quarterback hurries/pressures...teamed with Joey Porter to tackle Michael Bennett in the end zone for a safety...**12/24 at Cleveland:** Had

team highs in solo tackles (7) and total tackles (8)...had one sack for four yards and one pass defense in 51 plays...**1/1 vs. Detroit:** Recorded three solo tackles and defended one pass...also had a quarterback hurry/pressure while logging 44 snaps...**AFC Wild Card Game 1/8 at Cincinnati:** Started at RILB and tied for the team lead with seven tackles (four solo)...recorded one-half sack...**AFC Divisional Game 1/15 at Indianapolis:** Recorded five tackles (three solo)...**AFC Championship Game 1/22 at Denver:** Led team with seven tackles (five solo) while adding one interception and one defended pass...interception was the first of his career during the postseason...**Super Bowl XL 2/5 vs. Seattle:** Started at RILB and recorded five tackles (four solo).

**2004 [16-16/2-2]:** Played well for the Steelers in 2004 in his first season as a starter...**9/12 vs. Oakland:** Made his fifth career start in week one and his first start since his rookie season for the injured Kendrell Bell...performed superbly...led the team with nine total tackles (eight solo), including three tackles for losses, totaling nine yards...logged 49 defensive plays...**9/19 at Baltimore:** Started his second straight game...registered seven total tackles (five solo)...played all 64 plays...**9/26 at Miami:** Started his third straight game...finished with six total tackles (four solo)...played 54 defensive snaps...**10/3 vs. Cincinnati:** Had another strong performance in his fourth start...led the team with nine tackles...tied Chris Hope for team honors with nine total tackles (seven solo)...also recorded his first sack of the season for eight yards...played 55 defensive snaps...**10/10 vs. Cleveland:** Finished with three total tackles (two solo)...logged 42 defensive plays...**10/17 at Dallas:** Finished with five total tackles (one solo)...was credited with one special teams assist...played 46 defensive snaps...**10/31 vs. New England:** Registered two total tackles (one solo)...logged 35 defensive plays...**11/7 vs. Philadelphia:** Had a big sack against Donovan McNabb early in the game in the first quarter...finished with one solo tackle...played 10 defensive snaps...**11/14 at Cleveland:** Registered three total tackles...also was credited with two quarterback hurries/pressures...played 19 defensive snaps...**11/21 at Cincinnati:** Finished with two tackles (one solo)...was credited with three quarterback hurries/pressures...played 31 defensive snaps...**11/28 vs. Washing-**



**ton:** Recorded four total tackles (three solo)...also was credited one quarterback hurry/pressure...logged 43 defensive plays...**12/5 at Jacksonville:** Finished with seven total tackles (three solo)...also was credited with two quarterback hurries/pressures...played 62 defensive snaps...**12/12 vs. New York Jets:** Registered three solo tackles...also was credited with two solo special teams tackles...**12/18 at New York Giants:** Finished with nine total tackles (seven solo), including one tackle for a loss of four yards...logged 43 defensive plays...**12/26 vs. Baltimore:** Registered four solo tackles...also was credited with one quarterback hurry/pressure...played 48 defensive snaps...**1/2 at Buffalo:** Recorded his first-career interception to set up one of the Steelers' five field goals...finished with four solo tackles...played 21 defensive snaps...**AFC Divisional Playoff 1/15 vs. N.Y. Jets:** Started the first postseason game of his career...finished with four total tackles, including three solo...**AFC Championship Game 1/23 vs. New England:** Finished with five total tackles (four solo) before leaving the game late in the fourth quarter with an ankle injury.

**2003 (16-0):** Finished with 12 special teams tackles (six solo)...**9/7 vs. Baltimore:** Played 15 defensive snaps...**11/9 vs. Arizona:** Made a key block on Antwaan Randle El's punt return for a TD...finished with two special teams tackles (one assist).

**2002 (14-3/2-0):** Finished with 19 total tackles (16 solo)...also was credited with three special teams tackles and a special teams fumble recovery...**9/9 at New England:** Accumulated considerable playing time in season opener in place of Kendrick Bell, who was lost early in the game after aggravating his ankle injury...logged 38 defensive plays...finished with four solo tackles...**9/15 vs. Oakland:** Made his first pro start at inside linebacker for the injured Bell...played 45 defensive snaps...finished with three total tackles (two solo)...**9/29 vs. Cleveland:** Earned a second start for the injured Bell...logged 37 defensive plays...finished with five total tackles (four solo)...**10/6 at New Orleans:** Started his third straight game for Bell...played 30 defensive snaps...was credited with four solo tackles...**10/13 at Cincinnati:** Made his third start at inside linebacker...logged 26 defensive plays...fin-

ished with two total tackles...**10/27 at Baltimore:** Saw all his playing time on special teams...**11/10 vs. Atlanta:** Registered one special teams tackle...**12/15 vs. Carolina:** Was credited with one special teams assist...**12/29 vs. Baltimore:** Recovered a fumble on Chester Taylor's muffed kickoff that led to the Steelers' eventual game-winning field goal...was credited with one solo special teams tackle...**AFC Wild Card Game 1/5 vs. Cleveland:** Saw limited action when Kendrick Bell aggravated his ankle injury near the end of the game...**AFC Divisional Playoff 1/11 at Tennessee:** Filled in admirably for injured Bell...tied Lee Flowers for team honors with 11 total tackles (seven solo).

**COLLEGE** Started 28-of-48 games he appeared in for the Wolverines...finished career with 212 tackles (145 solo), 11 sacks for minus-81 yards and 44 stops for losses of 155 yards...ranked fourth in school history in stops behind the line of scrimmage...intercepted three passes and deflected 18 others...majored in physical education in the division of kinesiology. **2001:** Was a first-team All-American selection by Football News and a second-team selection by The Sporting News as a senior...was a consensus All-Big Ten Conference first-team honoree and Defensive Player of the Year...received the Roger Zatkoff Award, given to the team's top linebacker. **2000:** Was an All-Big Ten Conference first-team choice by the league's coaches as a junior...earned second-team honors from the media...played in every game during his freshman and sophomore seasons.

**PERSONAL** Attended Pershing High School (Detroit, Mich.)...was a *PrepStar Magazine* High School All-America selection...added All-State honors as a senior...rated as the No. 2 player on the *Detroit Free Press* "Fab 50" list...recorded 377 tackles with 39 sacks, 52 stops behind the line of scrimmage and scored 18 defensive touchdowns during his career...also caught 72 passes for 998 yards and 22 scores...competed as a strong safety, tight end and linebacker...son of Leslie Matthews and Larry Foote Sr...has one son Treyveion (13) and one daughter Jalyn (2)...married to Jonelle...Full name: Lawrence Edward Foote Jr.

## Larry Foote

## Foote's 2010 Game-by-Game Statistics

Date	Opponent	GP	GS	T	AT	TOT	Sacks	Yds	Int/Yds	PD	FF	FR
9/12	ATLANTA	1	0	0	0	0	0.0	0.0	0/0	0	0	0
9/19	at Tennessee	1	0	1	0	1	0.0	0.0	0/0	0	0	0
9/26	at Tampa Bay	1	0	4	1	5	0.0	0.0	0/0	0	0	0
10/3	BALTIMORE	1	0	3	0	3	0.0	0.0	0/0	0	0	0
10/17	CLEVELAND	1	0	1	0	1	0.0	0.0	0/0	0	0	0
10/24	at Miami	1	0	6	0	6	1.0	8.0	0/0	0	0	0
10/31	at New Orleans	1	0	0	0	0	0.0	0.0	0/0	0	0	0
11/8	at Cincinnati	1	0	0	0	0	0.0	0.0	0/0	0	0	0
11/14	NEW ENGLAND	1	0	2	1	3	0.0	0.0	0/0	0	0	0
11/21	OAKLAND	1	0	0	0	0	0.0	0.0	0/0	0	0	0
11/28	at Buffalo	1	0	0	0	0	0.0	0.0	0/0	0	0	0
12/5	at Baltimore	1	0	0	0	0	0.0	0.0	0/0	0	0	0
12/12	CINCINNATI	1	0	0	0	0	0.0	0.0	0/0	0	0	0
12/19	N.Y. JETS	1	0	0	0	0	0.0	0.0	0/0	0	0	0
12/23	CAROLINA	1	0	1	1	2	0.0	0.0	0/0	0	0	0
1/2	at Cleveland	1	0	4	1	5	0.0	0.0	0/0	1	0	0
<b>SEASON TOTALS</b>		<b>16</b>	<b>0</b>	<b>23</b>	<b>4</b>	<b>27</b>	<b>1.0</b>	<b>8.0</b>	<b>0/0</b>	<b>1</b>	<b>0</b>	<b>0</b>

## POSTSEASON

1/15	BALTIMORE	1	0	0	0	0	0.0	0.0	0/0	0	0	0
1/23	N.Y. JETS	1	0	0	0	0	0.0	0.0	0/0	0	0	0
2/6	vs. Green Bay	1	0	0	0	0	0.0	0.0	0/0	0	0	0
<b>POSTSEASON TOTALS</b>		<b>3</b>	<b>0</b>	<b>0</b>	<b>0</b>	<b>0</b>	<b>0.0</b>	<b>0.0</b>	<b>0/0</b>	<b>0</b>	<b>0</b>	<b>0</b>

## Foote's 2009 Game-by-Game Statistics

Date	Opponent	GP	GS	T	AT	TOT	Sacks	Yds	Int/Yds	PD	FF	FR
9/13	at New Orleans	1	1	9	0	9	0.0	0.0	0/0	1	0	0
9/20	MINNESOTA	1	1	5	5	10	1.0	5.0	0/0	0	0	0
9/27	WASHINGTON	1	1	5	4	9	0.0	0.0	0/0	0	0	0
10/4	at Chicago	1	1	4	2	6	0.0	0.0	0/0	1	0	0
10/11	PITTSBURGH	1	1	6	1	7	0.0	0.0	0/0	0	0	0
10/18	at Green Bay	1	1	4	1	5	0.0	0.0	0/0	0	0	0
11/1	ST. LOUIS	1	1	3	0	3	0.0	0.0	0/0	1	0	0
11/8	at Seattle	1	1	6	1	7	0.0	0.0	0/0	0	0	0
11/15	at Minnesota	1	1	3	0	3	0.0	0.0	0/0	0	0	0
11/22	CLEVELAND	1	1	9	3	12	1.0	6.0	0/0	1	0	0
11/26	GREEN BAY	1	1	5	2	7	0.0	0.0	0/0	0	0	0
12/6	at Cincinnati	1	1	3	6	9	0.0	0.0	0/0	0	0	0
12/13	at Baltimore	1	1	4	1	5	0.0	0.0	0/0	0	0	0
12/20	ARIZONA	1	1	4	3	7	0.0	0.0	0/0	0	0	0
12/27	at San Francisco						INACTIVE					
1/3	CHICAGO						INACTIVE					
<b>SEASON TOTALS</b>		<b>14</b>	<b>14</b>	<b>70</b>	<b>29</b>	<b>99</b>	<b>2.0</b>	<b>11.0</b>	<b>0/0</b>	<b>4</b>	<b>0</b>	<b>0</b>

## Foote's 2008 Game-by-Game Statistics

Date	Opponent	GP	GS	T	AT	TOT	Sacks	Yds	Int/Yds	PD	FF	FR
9/7	HOUSTON	1	1	4	2	6	0.0	0.0	0/0	0	0	0
9/14	at Cleveland	1	1	6	3	9	0.0	0.0	0/0	0	0	0
9/21	at Philadelphia	1	1	1	3	4	1.5	8.5	0/0	0	0	0
9/29	BALTIMORE	1	1	6	2	8	0.0	0.0	0/0	1	0	0
10/5	at Jacksonville	1	1	4	0	4	0.0	0.0	0/0	0	0	0
10/19	at Cincinnati	1	1	4	1	5	0.0	0.0	0/0	0	0	0
10/26	NEW YORK GIANTS	1	1	3	2	5	0.0	0.0	0/0	0	0	0
11/3	at Washington	1	1	0	1	1	0.0	0.0	0/0	0	0	0
11/9	INDIANAPOLIS	1	1	1	1	2	0.0	0.0	0/0	0	0	0
11/16	SAN DIEGO	1	1	4	2	6	0.0	0.0	0/0	0	0	0
11/20	CINCINNATI	1	1	3	1	4	0.0	0.0	0/0	0	0	0
11/30	at New England	1	1	3	3	6	0.0	0.0	0/0	0	0	0
12/7	DALLAS	1	1	1	0	1	0.0	0.0	0/0	0	0	0
12/14	at Baltimore	1	1	9	3	12	0.0	0.0	0/0	0	0	0



## Foote's 2008 Game-by-Game Statistics (Continued)

Date	Opponent	GP	GS	T	AT	TOT	Sacks	Yds	Int/Yds	PD	FF	FR
12/21	at Tennessee	1	1	2	4	6	0.0	0.0	0/0	1	0	0
12/28	CLEVELAND	1	1	5	2	7	0.0	0.0	0/0	0	0	0
<b>SEASON TOTALS</b>		<b>16</b>	<b>16</b>	<b>56</b>	<b>30</b>	<b>86</b>	<b>1.5</b>	<b>8.5</b>	<b>0/0</b>	<b>2</b>	<b>0</b>	<b>0</b>

## POSTSEASON

1/11	SAN DIEGO	1	1	4	2	6	0.0	0.0	1/0	0	0	0
1/18	BALTIMORE	1	1	1	2	3	0.0	0.0	0/0	0	0	0
2/1	vs. Arizona	1	1	2	0	2	0.0	0.0	0/0	0	0	0
<b>POSTSEASON TOTALS</b>		<b>3</b>	<b>3</b>	<b>7</b>	<b>4</b>	<b>11</b>	<b>0.0</b>	<b>0.0</b>	<b>1/0</b>	<b>0</b>	<b>0</b>	<b>0</b>

## Foote's 2007 Game-by-Game Statistics

Date	Opponent	GP	GS	T	AT	TOT	Sacks	Yds	Int/Yds	PD	FF	FR
9/9	at Cleveland	1	1	2	2	4	0.0	0.0	0/0	0	0	0
9/16	BUFFALO	1	1	4	0	4	1.0	7.0	0/0	0	1	0
9/12	SAN FRANCISCO	1	1	4	2	6	0.0	0.0	0/0	0	0	0
9/30	at Arizona	1	1	5	0	5	0.0	0.0	0/0	0	0	0
10/7	SEATTLE	1	1	0	0	0	0.0	0.0	0/0	0	0	0
10/21	at Denver	1	1	4	3	7	0.0	0.0	1/14	0	1	0
10/28	at Cincinnati	1	1	1	2	3	0.0	0.0	0/0	0	0	0
11/5	BALTIMORE	1	1	0	2	2	0.0	0.0	0/0	0	0	0
11/11	CLEVELAND	1	1	6	3	9	0.0	0.0	0/0	0	0	0
11/18	at New York Jets	1	1	6	4	10	0.5	5.0	0/0	1	0	0
11/26	MIAMI	1	1	4	3	7	0.5	4.0	0/0	0	0	0
12/2	CINCINNATI	1	1	2	5	7	1.0	8.0	0/0	1	1	0
12/9	at New England	1	1	2	1	3	0.0	0.0	0/0	0	0	0
12/16	JACKSONVILLE	1	1	4	6	10	0.0	0.0	0/0	2	0	0
12/20	at St. Louis	1	1	2	2	4	0.0	0.0	0/0	0	0	0
12/30	at Baltimore	1	1	4	4	8	0.0	0.0	0/0	1	0	0
<b>SEASON TOTALS</b>		<b>16</b>	<b>16</b>	<b>50</b>	<b>39</b>	<b>89</b>	<b>3.0</b>	<b>34.0</b>	<b>1/14</b>	<b>5</b>	<b>3</b>	<b>0</b>

## POSTSEASON

1/5	JACKSONVILLE	1	1	5	1	6	0.0	0.0	0	0	0	0
<b>POSTSEASON TOTALS</b>		<b>1</b>	<b>1</b>	<b>5</b>	<b>1</b>	<b>6</b>	<b>0.0</b>	<b>0.0</b>	<b>0</b>	<b>0</b>	<b>0</b>	<b>0</b>

## Foote's 2006 Game-by-Game Statistics

Date	Opponent	GP	GS	T	AT	TOT	Sacks	Yds	Int/Yds	PD	FF	FR
9/7	MIAMI	1	1	1	1	2	0.0	0	0/0	0	0	0
9/18	at Jacksonville	1	1	8	4	12	1.0	8	0/0	0	0	0
9/24	CINCINNATI	1	1	7	2	9	1.0	5	0/0	0	1	0
10/8	at San Diego	1	1	1	2	3	1.0	8	0/0	0	0	0
10/15	KANSAS CITY	1	1	0	3	3	0.0	0	0/0	1	0	0
10/22	at Atlanta	1	1	4	2	6	0.0	0	0/0	0	0	0
10/29	at Oakland	1	1	4	3	7	0.0	0	0/0	0	0	0
11/5	DENVER	1	1	5	2	7	0.0	0	0/0	1	0	0
11/12	NEW ORLEANS	1	1	8	4	12	0.0	0	0/0	1	1	0
11/19	at Cleveland	1	1	5	5	10	0.0	0	0/0	0	0	0
11/26	at Baltimore	1	1	7	3	10	0.0	0	0/0	0	0	0
12/3	TAMPA BAY	1	1	7	6	13	0.0	0	1/11	1	0	1
12/7	CLEVELAND	1	1	5	1	6	0.0	0	0/0	0	0	0
12/17	at Carolina	1	1	4	2	6	1.0	8	0/0	0	0	0
12/24	BALTIMORE	1	1	2	4	6	0.0	0	0/0	0	0	0
12/31	at Cincinnati	1	1	3	3	6	0.0	0	0/0	0	0	0
<b>SEASON TOTALS</b>		<b>16</b>	<b>16</b>	<b>71</b>	<b>47</b>	<b>118</b>	<b>4.0</b>	<b>29</b>	<b>1/11</b>	<b>4</b>	<b>2</b>	<b>1</b>

## Foote's 2005 Game-by-Game Statistics

Date	Opponent	GP	GS	T	AT	TOT	Sacks	Yds	Int/Yds	PD	FF	FR
9/11	TENNESSEE	1	1	3	1	4	0.0	0.0	0/0	0	0	0
9/18	at Houston	1	1	4	1	5	0.0	0.0	0/0	0	0	0
9/25	NEW ENGLAND	1	1	8	2	10	0.0	0.0	0/0	0	0	1
10/10	at San Diego	1	1	5	1	6	0.0	0.0	0/0	0	0	0
10/16	JACKSONVILLE	1	1	10	3	13	0.0	0.0	0/0	0	0	0
10/23	at Cincinnati	1	1	6	1	7	0.0	0.0	0/0	0	0	0

## Larry Foote

## Foote's 2005 Game-by-Game Statistics (Continued)

Date	Opponent	GP	GS	T	AT	TOT	Sacks	Yds	Int/Yds	PD	FF	FR
10/31	BALTIMORE	1	1	7	2	9	0.0	0.0	0/0	0	0	0
11/6	at Green Bay	1	1	10	2	12	0.0	0.0	0/0	0	0	0
11/13	CLEVELAND	1	1	7	3	10	0.0	0.0	0/0	0	0	0
11/20	at Baltimore	1	1	7	2	9	1.0	8.0	0/0	0	0	0
11/28	at Indianapolis	1	1	2	0	2	0.0	0.0	0/0	0	0	0
12/4	CINCINNATI	1	1	4	3	7	0.0	0.0	0/0	0	0	0
12/11	CHICAGO	1	1	7	3	10	0.0	0.0	0/0	0	0	0
12/18	at Minnesota	1	1	6	2	8	1.0	8.0	0/0	0	0	0
12/24	at Cleveland	1	1	7	1	8	1.0	4.0	0/0	1	0	0
1/1	DETROIT	1	1	3	0	3	0.0	0.0	0/0	1	0	0
<b>SEASON TOTALS</b>		<b>16</b>	<b>16</b>	<b>96</b>	<b>27</b>	<b>123</b>	<b>3.0</b>	<b>20.0</b>	<b>0/0</b>	<b>2</b>	<b>0</b>	<b>1</b>

## POSTSEASON

1/8	at Cincinnati	1	1	4	3	7	0.5	4.5	0/0	0	0	0
1/15	at Indianapolis	1	1	3	2	5	0.0	0.0	0/0	0	0	0
1/22	at Denver	1	1	5	2	7	0.0	0.0	1/15	1	0	0
2/5	vs. Seattle	1	1	4	1	5	0.0	0.0	0/0	1	0	0
<b>POSTSEASON TOTALS</b>		<b>4</b>	<b>4</b>	<b>16</b>	<b>8</b>	<b>24</b>	<b>0.5</b>	<b>4.5</b>	<b>1/15</b>	<b>1</b>	<b>0</b>	<b>0</b>

## Foote's 2004 Game-by-Game Statistics

Date	Opponent	GP	GS	T	AT	TOT	Sacks	Yds	Int/Yds	PD	FF	FR
9/12	OAKLAND	1	1	8	1	9	0.0	0.0	0/0	0	0	0
9/19	at Baltimore	1	1	5	2	7	0.0	0.0	0/0	0	0	0
9/26	at Miami	1	1	4	2	6	0.0	0.0	0/0	0	0	0
10/3	CINCINNATI	1	1	7	2	9	1.0	8.0	0/0	0	0	0
10/10	CLEVELAND	1	1	2	1	3	0.0	0.0	0/0	0	0	0
10/17	at Dallas	1	1	1	4	5	1.0	6.0	0/0	0	0	0
10/31	NEW ENGLAND	1	1	1	1	2	0.0	0.0	0/0	0	0	0
11/7	PHILADELPHIA	1	1	1	0	1	1.0	6.0	0/0	0	0	0
11/14	at Cleveland	1	1	2	1	3	0.0	0.0	0/0	0	0	0
11/21	at Cincinnati	1	1	1	1	2	0.0	0.0	0/0	0	0	0
11/28	WASHINGTON	1	1	3	1	4	0.0	0.0	0/0	0	0	0
12/5	at Jacksonville	1	1	3	4	7	0.0	0.0	0/0	0	0	0
12/12	NEW YORK JETS	1	1	3	0	3	0.0	0.0	0/0	0	0	0
12/18	at New York Giants	1	1	7	2	9	0.0	0.0	0/0	0	0	0
12/26	BALTIMORE	1	1	4	0	4	0.0	0.0	0/0	0	0	0
1/2	at Buffalo	1	1	3	1	4	0.0	0.0	1/1	1	0	0
<b>SEASON TOTALS</b>		<b>16</b>	<b>16</b>	<b>55</b>	<b>23</b>	<b>78</b>	<b>3.0</b>	<b>20.0</b>	<b>1/1</b>	<b>1</b>	<b>0</b>	<b>0</b>

## POSTSEASON

1/15	NEW YORK JETS	1	1	3	1	4	0.0	0.0	0/0	0	0	0
1/23	NEW ENGLAND	1	1	4	1	5	0.0	0.0	0/0	0	0	0
<b>POSTSEASON TOTALS</b>		<b>2</b>	<b>2</b>	<b>7</b>	<b>2</b>	<b>9</b>	<b>0.0</b>	<b>0.0</b>	<b>0/0</b>	<b>0</b>	<b>0</b>	<b>0</b>

## Foote's 2003 Game-by-Game Statistics

Date	Opponent	GP	GS	T	AT	TOT	Sacks	Yds	Int/Yds	PD	FF	FR
9/7	BALTIMORE	1	0	0	0	0	0.0	0.0	0/0	0	0	0
9/14	at Kansas City	1	0	0	0	0	0.0	0.0	0/0	0	0	0
9/21	at Cincinnati	1	0	0	0	0	0.0	0.0	0/0	0	0	0
9/28	TENNESSEE	1	0	0	0	0	0.0	0.0	0/0	0	0	0
10/5	CLEVELAND	1	0	0	0	0	0.0	0.0	0/0	0	0	0
10/12	at Denver	1	0	0	0	0	0.0	0.0	0/0	0	0	0
10/26	ST. LOUIS	1	0	0	0	0	0.0	0.0	0/0	0	0	0
11/2	at Seattle	1	0	0	0	0	0.0	0.0	0/0	0	0	0
11/9	ARIZONA	1	0	0	0	0	0.0	0.0	0/0	0	0	0
11/17	at San Francisco	1	0	0	0	0	0.0	0.0	0/0	0	0	0
11/23	at Cleveland	1	0	0	0	0	0.0	0.0	0/0	0	0	0
11/30	CINCINNATI	1	0	0	0	0	0.0	0.0	0/0	0	0	0
12/7	OAKLAND	1	0	0	0	0	0.0	0.0	0/0	0	0	0
12/14	at New York Jets	1	0	0	0	0	0.0	0.0	0/0	0	0	0


**Foote's 2003 Game-by-Game Statistics (Continued)**

Date	Opponent	GP	GS	T	AT	TOT	Sacks	Yds	Int/Yds	PD	FF	FR
12/21	SAN DIEGO	1	0	0	0	0	0.0	0.0	0/0	0	0	0
12/28	at Baltimore	1	0	0	0	0	0.0	0.0	0/0	0	0	0
<b>SEASON TOTALS</b>		<b>16</b>	<b>0</b>	<b>0</b>	<b>0</b>	<b>0</b>	<b>0.0</b>	<b>0.0</b>	<b>0/0</b>	<b>0</b>	<b>0</b>	<b>0</b>

**Foote's 2002 Game-by-Game Statistics**

Date	Opponent	GP	GS	T	AT	TOT	Sacks	Yds	Int/Yds	PD	FF	FR
9/9	at New England	1	0	3	0	3	0.0	0.0	0/0	0	0	0
9/15	OAKLAND	1	1	2	1	3	0.0	0.0	0/0	0	0	0
9/29	CLEVELAND	1	1	4	1	5	0.0	0.0	0/0	0	0	0
10/6	at New Orleans	1	0	4	0	4	0.0	0.0	0/0	0	0	0
10/13	at Cincinnati	1	1	2	0	2	0.0	0.0	0/0	0	0	0
10/21	INDIANAPOLIS	1	0	0	0	0	0.0	0.0	0/0	0	0	0
10/27	at Baltimore	1	0	0	0	0	0.0	0.0	0/0	0	0	0
11/3	at Cleveland	1	0	0	0	0	0.0	0.0	0/0	0	0	0
11/10	ATLANTA	1	0	0	0	0	0.0	0.0	0/0	0	0	0
11/17	at Tennessee						<b>INACTIVE</b>					
11/24	CINCINNATI						<b>INACTIVE</b>					
12/1	at Jacksonville	1	0	0	0	0	0.0	0.0	0/0	0	0	0
12/8	HOUSTON	1	0	0	0	0	0.0	0.0	0/0	0	0	0
12/15	CAROLINA	1	0	0	0	0	0.0	0.0	0/0	0	0	0
12/23	at Tampa Bay	1	0	0	0	0	0.0	0.0	0/0	0	0	0
12/29	BALTIMORE	1	0	1	1	2	0.0	0.0	0/0	0	1	0
<b>SEASON TOTALS</b>		<b>14</b>	<b>3</b>	<b>16</b>	<b>3</b>	<b>19</b>	<b>0.0</b>	<b>0.0</b>	<b>0/0</b>	<b>0</b>	<b>1</b>	<b>0</b>

**POSTSEASON**

1/5	CLEVELAND	1	0	0	0	0	0.0	0.0	0/0	0	0	0
1/11	at Tennessee	1	0	7	4	11	0.0	0.0	0/0	0	0	0
<b>POSTSEASON TOTALS</b>		<b>2</b>	<b>0</b>	<b>7</b>	<b>4</b>	<b>11</b>	<b>0.0</b>	<b>0.0</b>	<b>0/0</b>	<b>0</b>	<b>0</b>	<b>0</b>

**Foote's Career Statistics**
**REGULAR SEASON**

Year	Team	GP	GS	T	AT	TOT	Sacks	Yds	Int/Yds	PD	FF	FR
2002	Pittsburgh	14	3	16	3	19	0.0	0.0	0/0	0	0	1
2003	Pittsburgh	16	0	0	0	0	0.0	0.0	0/0	0	0	1
2004	Pittsburgh	16	16	55	23	78	3.0	20.0	1/1	2	1	1
2005	Pittsburgh	16	16	96	27	123	3.0	20.0	0/0	2	0	1
2006	Pittsburgh	16	16	71	47	118	4.0	29.0	1/11	3	2	1
2007	Pittsburgh	16	16	50	39	89	3.0	24.0	1/14	5	3	0
2008	Pittsburgh	16	16	56	30	86	1.5	8.5	0/0	3	1	0
2009	Detroit	14	14	70	29	99	2.0	11.0	0/0	4	1	1
2010	Pittsburgh	16	0	23	4	27	1.0	8.0	0/0	1	0	0
<b>NFL Totals</b>		<b>140</b>	<b>98</b>	<b>378</b>	<b>179</b>	<b>557</b>	<b>17.5</b>	<b>118.0</b>	<b>3/26</b>	<b>20</b>	<b>8</b>	<b>6</b>
<b>Steelers Totals</b>		<b>126</b>	<b>84</b>	<b>308</b>	<b>150</b>	<b>458</b>	<b>15.5</b>	<b>107.0</b>	<b>3/26</b>	<b>16</b>	<b>8</b>	<b>6</b>

Career Special Teams Tackles (24): 3 in '02, 12 in '03, 3 in '04, 2 in '05, 2 in '06, 1 in '07, 0 in '08, 0 in '09, 1 in '10.

**POSTSEASON**

Year	Team	GP	GS	T	AT	TOT	Sacks	Yds	Int/Yds	PD	FF	FR
2002	Pittsburgh	2	0	7	4	11	0.0	0.0	0/0	0	0	0
2004	Pittsburgh	2	2	7	2	9	0.0	0.0	0/0	0	0	0
2005	Pittsburgh	4	4	16	8	24	0.5	4.5	1/15	1	0	0
2007	Pittsburgh	1	1	5	1	6	0.0	0.0	0/0	0	0	0
2008	Pittsburgh	3	3	7	4	11	0.0	0.0	1/0	0	0	0
2010	Pittsburgh	3	0	0	0	0	0.0	0.0	0/0	0	0	0
<b>NFL Totals</b>		<b>15</b>	<b>10</b>	<b>42</b>	<b>19</b>	<b>61</b>	<b>0.5</b>	<b>4.5</b>	<b>2/15</b>	<b>1</b>	<b>0</b>	<b>0</b>

Career Postseason Special Teams Tackles (3): 3 in '10.

## RAMON FOSTER OG

HEIGHT — 6-6  
 WEIGHT — 325  
 COLLEGE — Tennessee  
 BIRTHDATE — Jan. 7, 1986

BIRTHPLACE — Henning, Tenn.  
 HOW ACQUIRED — FA-'09  
 NFL EXPERIENCE — 3rd Year

73



PRO

**(26-12/3-3):** Signed by the Steelers as an undrafted free agent on April 27, 2009...has started 11 games the past two seasons for various injured linemen.

**2010 (12-8/3-3):** Played in 12 games, starting eight on the offensive line...saw increased playing time due to injuries to OG Chris Kemoeatu and OG Trai Essex...started the final eight games at OG...paved the way for RB Rashard Mendenhall to rush for a career-high 1,273 yards and a career-high 13 touchdowns...helped block for Steelers' rushers to gain 120.3 yards per game on the ground...helped block for QB Ben Roethlisberger to throw for 3,200 yards and 17 touchdowns and for the Steelers' offense to gain 345.3 yards per game...started all three postseason contests at right guard...helped block for Steelers' rushers to gain 121.0 yards per game during the postseason and for Roethlisberger to throw for 622 yards and four touchdowns...**9/12 vs. Atlanta:** Was inactive...**9/19 at Tennessee:** Was inactive...**9/26 at Tampa Bay:** Made his season debut on the offensive line...helped block for a Steelers' rushing attack that gained 201 yards on the ground and 387 total yards...helped block for Mendenhall to have a game-high 143 yards rushing...helped block for QB Charlie Batch to throw for 186 yards and three first-half touchdowns...was part of an offensive line that did not commit any penalties or allow a sack...**10/3 vs. Baltimore:** Played in his second consecutive game on the offensive line...helped block for Mendenhall to rush for 79 yards and two touchdowns...**10/17 vs. Cleveland:** Played in his third consecutive game on the offensive line...helped block for Steelers' rushers to gain 121 yards on the ground...helped block for QB Ben Roethlisberger to throw for 257 yards and three touchdowns...was part of an offensive line that did not allow a sack for the second time this season...**10/24 at Miami:** Played in his fourth consecutive game on the offensive line...helped block for Roethlisberger to throw for 302 yards and two touchdowns...**10/31 at New Orleans:** Was inactive...**11/8 at Cincinnati:** Was inactive...**11/14 vs. New England:** Made his first start of the season at left guard for injured LG Chris Kemoeatu...helped block for

Roethlisberger to throw for a season-high 387 yards and three touchdowns and for the offense to gain 425 yards...**11/21 vs. Oakland:** Made his second consecutive start on the offensive line...helped block for Steelers' rushers to gain 162 yards on the ground, for Roethlisberger to throw for 275 yards and three touchdowns and for the Steelers' offense to gain 431 yards of total offense...**11/28 at Buffalo:** Made his third consecutive start on the offensive line...helped block for Mendenhall to gain a season-high 151 yards rushing...helped block for Steelers' rushers to gain a season-high 206 yards rushing and for Roethlisberger to throw for 246 yards...helped block for a Steelers' offense that had 426 total yards...**12/5 at Baltimore:** Made his fourth consecutive start on the offensive line...helped block for Roethlisberger to throw for 253 yards...**12/12 vs. Cincinnati:** Made his fifth consecutive start on the offensive line...helped block for Steelers' rushers to gain 123 yards on the ground and for Roethlisberger to throw for 258 yards...**12/19 vs. N.Y. Jets:** Made his sixth consecutive start at RG...helped block for Steelers' rushers to gain 147 yards on the ground and for Roethlisberger to throw for 264 yards and one touchdown...**12/23 vs. Carolina:** Made his seventh consecutive start at RG...helped block for the Steelers' offense to gain 408 yards of total offense...helped block for Steelers' rushers to gain 115 yards on the ground and for Roethlisberger to throw for 320 yards and one touchdown...**1/2 at Cleveland:** Made his eighth consecutive start at RG...helped block for the Steelers' offense to gain 418 total yards and for Roethlisberger to throw for 280 yards and two touchdowns...**AFC Divisional Game 1/15 vs. Baltimore:** Played in his first career postseason game, starting at RG...helped block for Roethlisberger to throw for 226 yards and two touchdowns...**AFC Championship Game 1/23 vs. N.Y. Jets:** Made his second consecutive postseason start at RG...helped block for the Steelers' offense to gain 287 total yards and for Mendenhall to rush for 121 yards and one touchdown...was part of an offensive line that didn't commit a penalty...**Super Bowl XLV 2/6 vs. Green Bay:** Made his third career postseason start at RG...helped block for Steelers'



## Ramon Foster

rushers to gain 126 yards on the ground and for the Steelers' offense to gain 387 total yards...helped block for Roethlisberger to throw for 263 yards and two touchdowns.

**2009 (14-4):** Played in 14 games and made his debut at LG against the Baltimore Ravens in Week 11... started four games for the injured Chris Kemoeatu... also served as the third tight end...**9/10 vs. Tennessee:** Dressed but did not play...**9/20 at Chicago:** Dressed but did not play...**9/27 at Cincinnati:** Made his NFL debut as the third tight end following an injury to David Johnson...**10/4 vs. San Diego:** Saw action as a reserve on the offensive line as a G...**10/11 at Detroit:** Saw action as a reserve...**10/18 vs. Cleveland:** Saw action as a reserve...**10/25 vs. Minnesota:** Saw action as a reserve...**11/9 at Denver:** Saw action as a reserve...**11/15 vs. Cincinnati:** Saw action as a reserve...**11/22 at Kansas City:** Saw action at LG in place of the injured Chris Kemoeatu...**11/29 at Baltimore:** Made his first career start in place of the injured Chris Kemoeatu...paved the way for Rashard Mendenhall to rush 95 yards in 24 attempts (4.0 avg.) with a long of 15...marked the first time of the season the offensive line did not allow a sack...**12/6 vs. Oakland:** Saw action as a reserve...**12/10 at Cleveland:** Saw action as a reserve...**12/20 vs. Green Bay:** Made his second start of the season replacing the injured Chris Kemoeatu...provided protection for Ben Roethlisberger to complete 29-of-46 passes (63.0 pct.) for 503 yards and three touchdowns...**12/27 vs. Baltimore:** Made his third start of the season at LG...provided protection for Roethlisberger to complete 17-of-33 passes (51.5 pct.) for 259 yards with one touchdown...**1/3 at Miami:** Made his fourth start of the season at LG... provided protection for Roethlisberger to complete 18-of-27 passes (66.7 pct.) for 220 yards and three touchdowns...paved the way for Rashard Mendenhall to rush 94 yards in 20 attempts (4.7 avg.) with a long of 36 and Willie Parker to rush 91 yards in 12 attempts (7.6 avg.) with a long of 34.

**COLLEGE** Foster was a three-year starter who earned Freshman All-SEC honors in 2005 after stepping in at left guard and right tackle due to injuries...primarily started at right tackle the past three seasons...played in a career total of 44 games...four-year letterman. **2008:** Played and started in all 12 games...named one of the team's captains...recorded one unassisted tackle. **2007:** Played and started in all 14 games...recognized for excellence with All-SEC second-team nod by Rivals.com... Vols led country with only four sacks allowed...starting quarterback Erik Ainge was sacked just three times in 519 pass attempts, setting major college record for minimum 300 attempts...team's combined 534 pass attempts meant opponents sacked UT quarterbacks once every 133.5 attempts...suffered broken thumb in pregame warmups before Vanderbilt contest, but still played entire game and did not miss any snaps rest of season...led to his being named to All-MayDay Team by ESPN analyst Mark May...played both tackle and guard positions...helped Tennessee offense produce a 3,000-yard passer, 1,000-yard rusher and 1,000-yard receiver. **2006:** Played in 11 games...part of offensive line unit that allowed only 19 sacks — third fewest in the league — against 415 pass attempts — second-most in the league. **2005:** Played in seven games with two starts...six of his 2005 appearances were versus SEC competition...for his efforts, earned Freshman All-SEC nod by league coaches...started at left guard in collegiate debut against UAB after injuries at center position forced veteran Rob Smith to fill that void...saw action along the offensive front at LSU...shared 2005 Harvey Robinson Award as most improved offensive player in spring practice with David Ligon. **2004:** Red-shirted.

**PERSONAL** Attended Ripley High School (Ripley, Tenn.)...son of Wyomia Morgan...Full name: Ramon Sentell Foster.

## WILLIAM GAY CB

HEIGHT — 5-10  
 WEIGHT — 190  
 COLLEGE — Louisville  
 BIRTHDATE — Jan. 1, 1985

BIRTHPLACE — Tallahassee, Fla.  
 HOW ACQUIRED — D5b-07 (#170)  
 NFL EXPERIENCE — 5th Year

22



PRO

**[64-19/7-2]:** Re-signed a one-year deal with the Steelers on

August 4, 2011...Signed his one-year contract tender on April 16, 2010...has played in every game in his first four NFL seasons...selected as the second of two fifth-round picks (170th overall) by the Steelers in the 2007 NFL Draft.

**2010 [16-1/3-2]:** Saw action at CB and on special teams for all 16 regular-season games, starting one of them...finished with 46 tackles, a career-high two sacks and a forced fumble...led the team with 15 pass breakups...added 13 special teams tackles...was part of a defense that had 21 interceptions...saw action in all three postseason contests, starting two of them...posted his first career postseason touchdown as he scooped up a Jets' fumble and returned it 19 yards for a touchdown late in the first half in the AFC Championship Game...finished the postseason with seven tackles and tied for the team-high in pass breakups with three...has never missed a single game in his NFL career...his 64 consecutive games played ties him for fifth for consecutive games played for cornerbacks...**9/12 vs. Atlanta:** Saw action at cornerback and on special teams...had three tackles and one pass defended...also had a special teams tackle...**9/19 at Tennessee:** Played in his 50th career game...saw action at cornerback...had one tackle...was a part of a defense that forced six Titans' turnovers and held the Titans' passing attack to less than 200 yards through the air...**9/26 at Tampa Bay:** Had four tackles...recorded his first sack of the season and the second sack of his career...had two special teams tackles...**10/3 vs. Baltimore:** Had two tackles and two pass breakups...was a part of a defense that forced two Ravens' turnovers...had two special teams tackles...**10/17 vs. Cleveland:** Saw action at cornerback and on special teams...had two tackles...had one pass breakup...had one special teams tackle...was part of a defense that forced three Browns' turnovers and had five sacks...**10/24 at Miami:** Saw action at cornerback and on special teams...had three tackles...was part of a defense that forced one Miami turnover and had one sack...had one special teams tackle...**10/31 at**

**New Orleans:** Had six tackles...was part of a defense that forced two Saints' turnovers...**11/8 at Cincinnati:** Saw action at cornerback and on special teams...had six tackles...had three QB pressures...had three pass breakups...blocked a punt on the Bengals' first possession of the game, the first punt blocked by the Steelers since LB Andre Frazier blocked a punt at Washington on Nov. 3, 2008...had one special teams tackle...**11/14 vs. New England:** Saw action in the secondary and on special teams...had three tackles...**11/21 vs. Oakland:** Saw action in the secondary and on special teams...had two tackles...had one pass breakup...was part of a defense that held the Raiders to 168 yards passing...had two special teams tackles...**11/28 at Buffalo:** Made his first start of the season as an extra CB...had four tackles...forced his first fumble of the season...had four pass breakups...had one special teams tackle...**12/5 at Baltimore:** Saw action on special teams and in the secondary...had three tackles...was part of a defense that held the Ravens to less than 300 total yards...**12/12 vs. Cincinnati:** Had four tackles and one pass breakup...posted an eight-yard sack in the second quarter, his second of the season...was part of a defense that held the Bengals to 190 total yards and had three interceptions...had one special teams tackle...**12/19 vs. N.Y. Jets:** Saw action in the secondary...had one tackle...**12/23 vs. Carolina:** Saw action on special teams and in the secondary...was part of a defense that held the Panthers to 72 yards passing...had one special teams tackle...**1/2 at Cleveland:** Had two tackles...had two pass breakups...was part of a defense that forced three Browns' turnovers and had four sacks...**AFC Divisional Game 1/15 vs. Baltimore:** Played in his fifth career postseason contest in the secondary and on special teams...had one tackle and one pass breakup...saw significant action in place of injured CB Bryant McFadden...was part of a defense that held the Ravens to 125 yards passing and forced three turnovers...**AFC Championship Game 1/23 vs. N.Y. Jets:** Made his first career start in the secondary in the postseason...had four tackles and one pass breakup...posted his first career postseason touchdown as he scooped up a Jets' fumble and returned it 19 yards for a touchdown



William Gay

late in the first half...was part of a defense that held the Jets' to less than 300 yards of total offense...**Super Bowl XLV 2/6 vs. Green Bay:** Made his second career postseason start in the secondary...had two tackles and one pass breakup.

**2009 (16-14):** Started 14 games at CB...had 16 pass breakups...also recorded 91 tackles and one sack...**9/10 vs. Tennessee:** Made his fifth career start at CB...finished with six solo tackles and one pass defense...**9/20 at Chicago:** Made his second consecutive start at CB...recorded a career-high 10 solo tackles...**9/27 at Cincinnati:** Made his third consecutive start at CB...recorded six solo tackles and one pass defense...**10/4 vs. San Diego:** Made his fourth consecutive start at CB...recorded four solo tackles along with three pass break ups...**10/11 at Detroit:** Made his fifth consecutive start at CB...recorded eight solo tackles, 1.0 sacks and two pressures...**10/18 vs. Cleveland:** Made his sixth consecutive start at CB...recorded on solo tackle...**10/25 vs. Minnesota:** Made his seventh consecutive start at CB...recorded 11 solo tackles and one pass breakup...**11/9 at Denver:** Made his eighth consecutive start at CB...recorded four solo tackles and two pass breakups...**11/15 vs. Cincinnati:** Made his ninth consecutive start at CB...recorded eight solo tackles and three pass breakups...**11/22 at Kansas City:** Made his 10th consecutive start at CB...recorded three solo tackles...**11/29 at Baltimore:** Made his 11th consecutive start at CB...recorded 12 solo tackles...**12/6 vs. Oakland:** Made his 12th consecutive start at CB...recorded five solo tackles and one pass breakup before leaving the game with a head injury in the fourth quarter...**12/10 at Cleveland:** Made his 13th consecutive start at CB...recorded three solo tackles...**12/20 vs. Green Bay:** Made his 14th consecutive start at CB...recorded six solo tackles and two pass breakups...**12/27 vs. Baltimore:** Played in his 47th consecutive game as a contributor on defense...recorded three solo tackles...**1/3 at Miami:** Played in his 48th consecutive game as a contributor on special teams and defense...recorded one solo tackle, one pressure and one pass breakup on defense...recorded one assisted tackle on special teams.

**2008 (16-4/3-0):** Played in all 16 regular-season games for the second consecutive season, making four starts...established career highs with 38 tackles (34 solo) and 11 pass defenses...recorded the first interception of his career to secure the AFC North Division title at Baltimore on December 14...had nine tackles on special teams...played in all three postseason games and had one solo postseason tackle...finished

with one postseason tackle on special teams and recovered a fumbled punt against the Chargers in the AFC Divisional Game...**9/7 vs. Houston:** Played in his 17th consecutive game and registered two solo tackles...also had one solo tackle on special teams...**9/14 at Cleveland:** Played in his 18th consecutive game as a reserve defensive back...contributed on special teams...**9/21 at Philadelphia:** Played in his 19th consecutive game as a reserve defensive back...finished with five tackles (four solo) and one pass defense...**9/29 vs. Baltimore:** Played in his 20th consecutive game as a reserve defensive back and as a contributor on special teams...**10/5 at Jacksonville:** Played in his 21st consecutive game as a reserve defensive back and as a contributor on special teams...recorded one solo tackle on special teams...**10/19 at Cincinnati:** Played in his 22nd consecutive game...saw extensive action in the secondary after injuries to Troy Polamalu and Bryant McFadden...recorded two tackles (one solo) and one pass defense...recorded one tackle on special teams...**10/26 vs. New York Giants:** Played in his 23rd consecutive game...finished with two solo tackles and one pass defense...**11/3 at Washington:** Played in his 24th consecutive game...finished with three solo tackles and two pass defenses...had two solo tackles on special teams...**11/9 vs. Indianapolis:** Played in his 25th consecutive game...recorded two solo tackles and one pass defense...**11/16 vs. San Diego:** Made his first career start at CB...finished with three solo tackles...**11/20 vs. Cincinnati:** Made his second consecutive start at CB...finished with a career-high six tackles (four solo) and one pass defense...had one solo tackle on special teams...**11/30 at New England:** Made his third consecutive start at CB...recorded four solo tackles and had two pass defenses...recorded one solo tackle on special teams...**12/7 vs. Dallas:** Made his fourth consecutive start at CB...finished with four solo tackles and two pass defenses...had one solo tackle on special teams...**12/14 at Baltimore:** Played in his 30th consecutive game...had one solo tackle...registered his first career interception at the end of the game to secure the Steelers' victory...**12/21 at Tennessee:** Played in his 31st consecutive game...finished with two solo tackles...had one assisted tackle on special teams...**12/28 vs. Cleveland:** Played in his 32nd consecutive game...recorded two solo tackles...**AFC Divisional Game 1/11 vs. San Diego:** Played in his second consecutive postseason game...recovered a fumble on special teams...**AFC Championship Game 1/18 vs. Baltimore:** Played in his third consecutive postseason game as a reserve defensive back and

## William Gay

special teams contributor...**Super Bowl XLIII 2/1 vs. Arizona:** Played in his fourth consecutive postseason game...made one solo tackle...had one solo tackle on special teams.

**2007 (16-0-1-0):** Played in all 16 contests and the AFC Wild Card Game against Jacksonville as a reserve DB and special teams contributor...recovered a fumble and defended a pass during his NFL debut in Week 1 at Cleveland...finished with five tackles, two pass defenses and a fumble recovery...tied for third on the team with 11 special teams tackles...**9/9 at Cleveland:** Saw action at CB in his first NFL game...picked up one fumble recovery and added one pass defense...**9/16 vs. Buffalo:** Saw action on special teams...**9/23 vs. San Francisco:** Only action came on special teams where he had two tackles...**9/30 at Arizona:** Saw limited action on defense and did not register a defensive tackle...had one solo special teams tackle...**10/7 vs. Seattle:** Registered one special teams tackle...was part of a defensive unit that allowed only 144 total yards, 38 rushing yards, 106 passing yards and only eight first downs...**10/21 at Denver:** Registered his first two NFL tackles...also saw action on special teams and added one solo tackle...part of a defensive unit that allowed the Denver running backs to gain only 54 rushing yards...**10/28 at Cincinnati:** Saw extensive playing due to the absence of Ryan Clark and Bryant McFadden but did not register a tackle...**11/5 vs. Baltimore:** Saw extensive action on special teams and had one solo tackle...also saw action at CB and managed one pass defended...part of a defensive unit that allowed the Ravens only 104 total yards, with 64 coming on the ground and 40 yards by air...the Baltimore offense managed only five first downs all night...**11/11 vs. Cleveland:** Saw his only action on special teams and did not register a tackle...**11/18 at New York Jets:** Saw his only action on special teams and registered one solo tackle...**11/26 vs. Miami:** Saw action on special teams but did not register a tackle...**12/2 vs. Cincinnati:** Saw his only action on special teams and did not register a tackle...**12/9 at New England:** Saw action in his 13th consecutive game...registered one solo tackle...**12/16 vs. Jacksonville:** Saw limited action on defense and did not register a tackle...**12/20 at St. Louis:** Saw limited action on defense and did not register a tackle...**12/30 at Baltimore:** Saw action in his 16th career game and finished with two defensive tackles...also had one solo special teams tackle...**AFC Wild Card Game 1/5 vs. Jacksonville:** Saw action in his first playoff game but did not register a tackle.

**COLLEGE** Played in 46 games, making 36 starts. **2006:** Selected first-team All-BIG EAST Conference...finished second on the team in tackles with 60...led the team with six interceptions...also had 13 pass breakups...helped the Cardinals to a FedEx Orange Bowl victory over Wake Forest. **2005:** Started nine games...recorded 20 total tackles. **2004:** Started 11 games at cornerback...recorded 21 tackles and four pass breakups. **2003:** Named to the Conference USA All-Freshman team...appeared in 11 games, earning three starts at cornerback...recorded 33 tackles and led the team with eight passes defended...made his first collegiate start against Memphis.

**PERSONAL** Rated a three-star prospect by TheInsiders.com and was the nation's 67th-ranked cornerback coming out of Rickards High (Tallahassee Fla.)...played quarterback, wide receiver and safety for the Raiders...racked up over 1,200 all-purpose yards and 12 touchdowns as a junior...notched 1,035 yards and seven scores passing, 1,237 yards and 11 scores receiving and 82 tackles, 14 pass breakups and nine interceptions at defensive back as a senior when he was named team co-MVP and earned first team All-Big Bend Area honors...also a standout in track who had been clocked at 4.4 in the 40...is the son of Corine Hall...Full name: William Gay.

## Gay's 2010 Game-by-Game Statistics

Date	Opponent	GP	GS	T	AT	TOT	Sacks	Yds	Int/Yds	PD	FF	FR
9/12	ATLANTA	1	0	2	1	3	0.0	0.0	0/0	1	0	0
9/19	at Tennessee	1	0	1	0	1	0.0	0.0	0/0	0	0	0
9/26	at Tampa Bay	1	0	4	0	4	1.0	7.0	0/0	0	0	0
10/3	BALTIMORE	1	0	1	1	2	0.0	0.0	0/0	2	0	0
10/17	CLEVELAND	1	0	2	0	2	0.0	0.0	0/0	1	0	0
10/24	at Miami	1	0	2	1	3	0.0	0.0	0/0	0	0	0
10/31	at New Orleans	1	0	5	1	6	0.0	0.0	0/0	0	0	0
11/8	at Cincinnati	1	0	4	2	6	0.0	0.0	0/0	3	0	0
11/14	NEW ENGLAND	1	0	3	0	3	0.0	0.0	0/0	0	0	0
11/21	OAKLAND	1	0	2	0	2	0.0	0.0	0/0	1	0	0
11/28	at Buffalo	1	1	3	1	4	0.0	0.0	0/0	4	1	0
12/5	at Baltimore	1	0	3	0	3	0.0	0.0	0/0	0	0	0



## Gay's 2010 Game-by-Game Statistics (Continued)

Date	Opponent	GP	GS	T	AT	TOT	Sacks	Yds	Int/Yds	PD	FF	FR
12/12	CINCINNATI	1	0	3	1	4	1.0	8.0	0/0	1	0	0
12/19	N.Y. JETS	1	0	1	0	1	0.0	0.0	0/0	0	0	0
12/23	CAROLINA	1	0	0	0	0	0.0	0.0	0/0	0	0	0
1/2	at Cleveland	1	0	2	0	2	0.0	0.0	0/0	2	0	0
<b>SEASON TOTALS</b>		<b>16</b>	<b>1</b>	<b>38</b>	<b>8</b>	<b>46</b>	<b>2.0</b>	<b>15.0</b>	<b>0/0</b>	<b>15</b>	<b>1</b>	<b>0</b>

## POSTSEASON

1/15	BALTIMORE	1	0	1	0	1	0.0	0.0	0/0	1	0	0
1/23	N.Y. JETS	1	1	3	1	4	0.0	0.0	0/0	1	0	1
2/6	vs. Green Bay	1	1	2	0	2	0.0	0.0	0/0	1	0	0
<b>POSTSEASON TOTALS</b>		<b>3</b>	<b>1</b>	<b>6</b>	<b>1</b>	<b>7</b>	<b>0.0</b>	<b>0.0</b>	<b>0/0</b>	<b>3</b>	<b>0</b>	<b>1</b>

## Gay's 2009 Game-by-Game Statistics

Date	Opponent	GP	GS	T	AT	TOT	Sacks	Yds	Int/Yds	PD	FF	FR
9/10	TENNESSEE	1	1	6	0	6	0.0	0.0	0/0	1	0	0
9/20	at Chicago	1	1	10	0	10	0.0	0.0	0/0	0	0	0
9/27	at Cincinnati	1	1	6	0	6	0.0	0.0	0/0	1	0	0
10/4	SAN DIEGO	1	1	4	0	4	0.0	0.0	0/0	3	0	0
10/11	at Detroit	1	1	8	0	8	1.0	6.0	0/0	1	0	0
10/18	CLEVELAND	1	1	1	0	1	0.0	0.0	0/0	0	0	0
10/25	MINNESOTA	1	1	11	0	11	0.0	0.0	0/0	1	0	0
11/9	at Denver	1	1	4	0	4	0.0	0.0	0/0	2	0	0
11/15	CINCINNATI	1	1	8	0	8	0.0	0.0	0/0	3	0	0
11/22	at Kansas City	1	1	3	0	3	0.0	0.0	0/0	0	0	0
11/29	at Baltimore	1	1	12	0	12	0.0	0.0	0/0	0	1	0
12/6	OAKLAND	1	1	5	0	5	0.0	0.0	0/0	1	0	0
12/10	at Cleveland	1	1	3	0	3	0.0	0.0	0/0	0	0	0
12/20	GREEN BAY	1	1	6	0	6	0.0	0.0	0/0	2	0	0
12/27	BALTIMORE	1	0	3	0	3	0.0	0.0	0/0	0	0	0
1/3	at Miami	1	0	1	0	1	0.0	0.0	0/0	1	0	0
<b>SEASON TOTALS</b>		<b>16</b>	<b>14</b>	<b>91</b>	<b>0</b>	<b>91</b>	<b>1.0</b>	<b>6.0</b>	<b>0/0</b>	<b>16</b>	<b>1</b>	<b>0</b>

## Gay's 2008 Game-by-Game Statistics

Date	Opponent	GP	GS	T	AT	TOT	Sacks	Yds	Int/Yds	PD	FF	FR
9/7	HOUSTON	1	0	2	0	2	0.0	0.0	0/0	0	0	0
9/14	at Cleveland	1	0	0	0	0	0.0	0.0	0/0	0	0	0
9/21	at Philadelphia	1	0	4	1	5	0.0	0.0	0/0	1	0	0
9/29	BALTIMORE	1	0	0	0	0	0.0	0.0	0/0	0	0	0
10/5	at Jacksonville	1	0	0	0	0	0.0	0.0	0/0	0	0	0
10/19	at Cincinnati	1	0	1	1	2	0.0	0.0	0/0	1	0	0
10/26	NEW YORK GIANTS	1	0	2	0	2	0.0	0.0	0/0	1	0	0
11/3	at Washington	1	0	3	0	3	0.0	0.0	0/0	2	0	0
11/9	INDIANAPOLIS	1	0	2	0	2	0.0	0.0	0/0	1	0	0
11/16	SAN DIEGO	1	1	3	0	3	0.0	0.0	0/0	0	0	0
11/20	CINCINNATI	1	1	4	2	6	0.0	0.0	0/0	1	0	0
11/30	at New England	1	1	4	0	4	0.0	0.0	0/0	2	0	0
12/7	DALLAS	1	1	4	0	4	0.0	0.0	0/0	2	0	0
12/14	at Baltimore	1	0	1	0	1	0.0	0.0	1/12	0	0	0
12/21	at Tennessee	1	0	2	0	2	0.0	0.0	0/0	0	0	0
12/28	CLEVELAND	1	0	2	0	2	0.0	0.0	0/0	0	0	0
<b>SEASON TOTALS</b>		<b>16</b>	<b>4</b>	<b>34</b>	<b>4</b>	<b>38</b>	<b>0.0</b>	<b>0.0</b>	<b>1/12</b>	<b>11</b>	<b>0</b>	<b>0</b>

## POSTSEASON

1/11	SAN DIEGO	1	0	0	0	0	0.0	0.0	0/0	0	0	0
1/18	BALTIMORE	1	0	0	0	0	0.0	0.0	0/0	0	0	0
2/1	vs. Arizona	1	0	1	0	1	0.0	0.0	0/0	0	0	0
<b>POSTSEASON TOTALS</b>		<b>3</b>	<b>0</b>	<b>1</b>	<b>0</b>	<b>1</b>	<b>0.0</b>	<b>0.0</b>	<b>0/0</b>	<b>0</b>	<b>0</b>	<b>0</b>

## Gay's 2007 Game-by-Game Statistics

Date	Opponent	GP	GS	T	AT	TOT	Sacks	Yds	Int/Yds	PD	FF	FR
9/9	at Cleveland	1	0	0	0	0	0.0	0.0	0/0	1	0	1
9/16	BUFFALO	1	0	0	0	0	0.0	0.0	0/0	0	0	0
9/23	SAN FRANCISCO	1	0	0	0	0	0.0	0.0	0/0	0	0	0
9/30	at Arizona	1	0	0	0	0	0.0	0.0	0/0	0	0	0
10/7	SEATTLE	1	0	0	0	0	0.0	0.0	0/0	0	0	0
10/21	at Denver	1	0	2	0	2	0.0	0.0	0/0	0	0	0

## William Gay

## Gay's 2007 Game-by-Game Statistics (Continued)

Year	Team	GP	GS	T	AT	TOT	Sacks	Yds	Int/Yds	PD	FF	FR
10/28	at Cincinnati	1	0	0	0	0	0.0	0.0	0/0	0	0	0
11/5	BALTIMORE	1	0	0	0	0	0.0	0.0	0/0	1	0	0
11/11	CLEVELAND	1	0	0	0	0	0.0	0.0	0/0	0	0	0
11/18	at New York Jets	1	0	0	0	0	0.0	0.0	0/0	0	0	0
11/26	MIAMI	1	0	0	0	0	0.0	0.0	0/0	0	0	0
12/2	CINCINNATI	1	0	0	0	0	0.0	0.0	0/0	0	0	0
12/9	at New England	1	0	1	0	1	0.0	0.0	0/0	0	0	0
12/16	JACKSONVILLE	1	0	0	0	0	0.0	0.0	0/0	0	0	0
12/20	at St. Louis	1	0	0	0	0	0.0	0.0	0/0	0	0	0
12/30	at Baltimore	1	0	0	2	2	0.0	0.0	0/0	0	0	0
<b>SEASON TOTALS</b>		<b>16</b>	<b>0</b>	<b>3</b>	<b>2</b>	<b>5</b>	<b>0.0</b>	<b>0.0</b>	<b>0/0</b>	<b>2</b>	<b>0</b>	<b>1</b>

## POSTSEASON

1/5	JACKSONVILLE	1	0	0	0	0	0.0	0.0	0	0	0	0
<b>POSTSEASON TOTALS</b>		<b>1</b>	<b>0</b>	<b>0</b>	<b>0</b>	<b>0</b>	<b>0.0</b>	<b>0.0</b>	<b>0</b>	<b>0</b>	<b>0</b>	<b>0</b>

## Gay's Career Statistics

## REGULAR SEASON

Year	Team	GP	GS	T	AT	TOT	Sacks	Yds	Int/Yds	PD	FF	FR
2007	Pittsburgh	16	0	3	2	5	0.0	0.0	0/0	2	0	1
2008	Pittsburgh	16	4	34	4	38	0.0	0.0	1/12	11	0	0
2009	Pittsburgh	16	14	91	0	91	1.0	5.0	0/0	16	1	0
2010	Pittsburgh	16	1	38	8	46	2.0	15.0	0/0	15	1	0
<b>NFL Totals</b>		<b>64</b>	<b>19</b>	<b>156</b>	<b>13</b>	<b>169</b>	<b>3.0</b>	<b>20.0</b>	<b>1/12</b>	<b>42</b>	<b>2</b>	<b>1</b>

Career Special Teams Tackles (38): 11 in 2007, 9 in '08, 5 in '09 and 13 in '10.

## POSTSEASON

Year	Team	GP	GS	T	AT	TOT	Sacks	Yds	Int	PD	FF	FR
2007	Pittsburgh	1	0	0	0	0	0.0	0.0	0	0	0	0
2008	Pittsburgh	3	0	1	0	1	0.0	0.0	0/0	0	0	0
2010	Pittsburgh	3	2	6	1	7	0.0	0.0	0/0	3	0	1
<b>NFL Totals</b>		<b>7</b>	<b>2</b>	<b>7</b>	<b>1</b>	<b>8</b>	<b>0.0</b>	<b>0.0</b>	<b>0/0</b>	<b>3</b>	<b>0</b>	<b>1</b>

Postseason Special Teams Tackles (1): 0 in 2007 and 1 in '08.

Additional Statistics: Recovered a fumble on special teams versus San Diego in the AFC Divisional Game on 1/11/09...recovered a fumble and returned it for a touchdown versus the N.Y. Jets in the AFC Championship Game on 1/23/11.

## JOHN GILMORE TE

HEIGHT - 6-5

WEIGHT - 257

COLLEGE - Penn State

BIRTHDATE - Sept. 21, 1979

BIRTHPLACE - Marquette, Mich.

HOW ACQUIRED - UFA '11 (T.B.)

NFL EXPERIENCE - 10th Year

89



PRO

(131-33/4-0): Signed as an unrestricted free agent by the Steelers on August 2, 2011...signed as

an unrestricted free agent by the Tampa Bay Buccaneers on March 2, 2008...re-signed with the Chicago Bears on March 17, 2006...signed by the Bears on June 10, 2003...released by the Houston Texans on June 6, 2003...added to the Texans' offseason roster on February 2, 2003...signed by the Bears on October 25, 2002...added to the New Orleans Saints' practice squad on September 3, 2002...released by the Saints on September 1, 2002...originally drafted by the Saints in the 6th round (196th overall) of the 2002

NFL Draft...has 52 receptions for 524 yards and five touchdowns in 131 career games played (33 starts)...has 34 career special teams tackles.

**2010 (16-11/0-0):** Played in all 16 games, starting a career-high 11...had a career-high 160 receiving yards on 13 receptions with one touchdown...set a career-high for receiving yards in a game (52).

**2009 (13-2/0-0):** Saw action in 13 games, starting two...caught three passes for 23 yards.

**2008 (16-10/0-0):** Saw action in all 16 games, starting 10...caught a career-high 15 passes for 147 yards and one touchdown...had a career-long 36-yard reception.



## John Gilmore

**2007 (15-1):** Saw action in 15 games with one start...had three receptions for 14 yards.

**2006 (16-3/3-0):** Played in all 16 games with three starts...had six catches for 38 yards and a career-high two touchdowns...saw action in all three postseason contests...had one reception for three yards.

**2005 (16-0/1-0):** Played in all 16 games...had one reception for one yard and one touchdown...saw action in the lone postseason contest.

**2004 (16-1):** Saw action in all 16 games with one start...had one reception for 11 yards.

**2003 (15-1):** Played in 15 games with one start.

**2002 (8-4):** Saw action in eight games with four starts...caught 10 passes for 130 yards.

**COLLEGE** A four-year letterman at Penn State...totaled 58 career catches for 634 yards and three touchdowns...earned all-Big Ten honorable mention honors as a senior...majored in recreation and park management.

**PERSONAL** Attended Wilson High School (West Lawn, Pa.)...caught 53 passes for 992 yards and eight touchdowns in his final two seasons...named Associated Press first-

team big school all-state and first-team all-county as a senior...married to Rebecca, with one son, Grayson James...son of Patricia Gilmore and John H. Gilmore Sr...Full name: John H. Gilmore Jr.

## Gilmore's Career Statistics

## REGULAR SEASON

## RECEIVING

Year	Team	GP	GS	Rec	Yds	Avg	Lg	TD
2002	Chicago	8	4	10	130	13.0	30	0
2003	Chicago	15	1	0	0	0.0	0	0
2004	Chicago	16	1	1	11	11.0	11	0
2005	Chicago	16	0	1	1	1.0	1	1
2006	Chicago	16	3	6	38	6.3	18	2
2007	Chicago	15	1	3	14	4.7	7	0
2008	Tampa Bay	16	10	15	147	9.8	36	1
2009	Tampa Bay	13	2	3	23	7.7	9	0
2010	Tampa Bay	16	11	13	160	12.3	30	1
<b>NFL Totals</b>		<b>131</b>	<b>33</b>	<b>52</b>	<b>524</b>	<b>10.1</b>	<b>36</b>	<b>5</b>

## POSTSEASON

## RECEIVING

Year	Team	GP	GS	No	Yds	Avg	Lg	TD
2005	Chicago	1	0	0	0	0.0	0	0
2006	Chicago	3	0	1	3	3.0	3	0
<b>NFL Totals</b>		<b>4</b>	<b>0</b>	<b>1</b>	<b>3</b>	<b>3.0</b>	<b>3</b>	<b>0</b>

**Special Teams Tackles (34):** 3 in '03, 15 in '04, 5 in '05, 2 in '06, 5 in '07, 3 in '08, 1 in '09 and 2 in '10.

## TYLER GRISHAM WR

HEIGHT – 5-11

WEIGHT – 180

COLLEGE – Clemson

BIRTHDATE – June 11, 1987

BIRTHPLACE – Birmingham, Ala.

HOW ACQUIRED – FA-'09

NFL EXPERIENCE – 2nd Year

19



## PRO

**[4-0/0-0]:** Re-signed to the Steelers' offseason roster on February 21, 2011...spent entire 2010 season on the practice squad...signed to the Steelers' practice squad on September 6, 2010...was released by the Steelers on September 4, 2010...signed to active roster on December 9, 2009...was released on September 5, 2009, but was signed to the practice squad the next day...spent entire 2009 season on practice squad until being signed to the active roster in December...originally signed by the Steelers as an undrafted free agent on April 28, 2009.

**2010 [0-0/0-0]:** Spent the entire 2010 season on the practice squad.

**2009 [4-0]:** Saw action in four games as a wide receiver and special teams contributor...had first career reception for 14 yards...**12/10 at Cleveland:** Played in his first career game as a reserve WR and contributor on special teams...**12/20 vs. Green Bay:** Played in his second game of his career as a reserve WR and contributor on special teams...**12/27 vs. Baltimore:** Played in his third consecutive game as a reserve WR and contributor on special teams...made his first career reception for 14 yards...**1/3 at Miami:** Played in his fourth consecutive game as a reserve WR and contributor on special teams.

## Tyler Grisham

## COLLEGE

Three-year starter and four-year letterman for Clemson...played in 50 games with 23 starts...recorded 132 career catches for 1,390 yards and eight career touchdown receptions...majored in management. **2008:** Played in 13 games...recorded 37 receptions for 372 yards and one touchdown...named one of the permanent co-captains. **2007:** Seventh in the ACC in receptions per game...had 60 catches in 13 games...second on the team in receptions...terrific downfield blocker; he had 68.5 knock-down blocks, more than any other Tiger non-offensive lineman. **2006:** Started six games and scored three touchdowns...fourth on the squad in receiving yards and tied for the team lead in touchdown receptions.

## Grisham's 2009 Game-by-Game Statistics

Date	Opponent	GP	GS	Rec	Yds	Avg	Lg	TD
12/10	at Cleveland	1	0	0	0	0.0	0	0
12/20	GREEN BAY	1	0	0	0	0.0	0	0
12/27	BALTIMORE	1	0	1	14	14.0	14	0
1/3	at Miami	1	0	0	0	0.0	0	0
<b>SEASON TOTALS</b>		<b>4</b>	<b>0</b>	<b>1</b>	<b>14</b>	<b>14.0</b>	<b>14</b>	<b>0</b>

**2005:** Had 10 catches to finish tied for sixth on the team, including second among freshmen.

## PERSONAL

Attended Spain Park High School in Hoover, Ala...named to the SuperPrep Dixie team as the number seven prospect in Alabama...ranked No. 82 WR in the nation by SuperPrep and ranked No. 85 WR by Scout.com...ranked No. 12 athlete in the nation and ranked #21 prospect in Alabama by Rivals.com...Max Emfinger All-American as a senior...all-region selection...played wide receiver, tailback, quarterback and defensive back...chosen to the Alabama-Mississippi All-Star game...son of Jim and Connie Grisham...Full name: William Tyler Grisham.

## Grisham's Career Statistics

## REGULAR SEASON

Year	Team	GP	GS	Rec	Yds	Avg	Lg	TD
2009	Pittsburgh	4	0	1	14	14.0	14	0
<b>NFL Totals</b>		<b>4</b>	<b>0</b>	<b>1</b>	<b>14</b>	<b>14.0</b>	<b>14</b>	<b>0</b>

## CASEY HAMPTON NT

HEIGHT – 6-1

WEIGHT – 325

COLLEGE – Texas

BIRTHDATE – Sept. 3, 1977

BIRTHPLACE – Galveston, Texas

HOW ACQUIRED – D-1 '01 (#19)

NFL EXPERIENCE – 11th Year

98



## PRO

**[144-136/15-14]:** Signed a three-year contract with the Steelers on February 25, 2010...signed a five-year contract extension prior to the 2005 season...has evolved into one of the top defensive linemen in the NFL, earning trips to five Pro Bowls (2004, 2006, 2007, 2008, 2009)...was named to the Steelers' 75th Season All-Time Team during the 2007 season...originally drafted by the Steelers in the first round (19th overall) in the 2001 NFL Draft.

**2010 [15-14/3-3]:** Saw action in 15 regular-season games, starting 14 of them...missed one game due to a hamstring injury...finished with 29 tackles, one sack, 10 QB pressures and one forced fumble...was part of a defense that held opponents to an NFL-best and Steelers' team-record 62.8 rushing yards per game...started all three postseason contests, finishing with five postseason tackles...**9/12 vs. Atlanta:** Had one assisted tackle...left the game at halftime

with a hamstring injury and did not return...**9/19 at Tennessee:** Was inactive due to a hamstring injury...ended his streak of consecutive starts at nose tackle at 27 games...**9/26 at Tampa Bay:** Had three tackles and one QB pressure...was part of a defense that limited the Buccaneers to only 75 yards rushing...**10/3 vs. Baltimore:** Had two tackles, one sack and a forced fumble...helped defense hold the Ravens to only 70 yards rushing and forced two turnovers...**10/17 vs. Cleveland:** Had two tackles...was part of a defense that had five sacks and held the Browns to 70 yards rushing...**10/24 at Miami:** Had two tackles and one QB pressure...was part of a defense that held Miami to 64 yards rushing...**10/31 at New Orleans:** Had three tackles and one QB pressure...was part of a defense that held the Saints to 30 yards rushing, had two sacks and forced two turnovers...**11/8 at Cincinnati:** Had three tackles...was part of a defense that held the Bengals to 54 yards rushing and had four sacks...**11/14 vs. New England:** Had three tackles



## Casey Hampton

and two QB pressures...**11/21 vs. Oakland:** Had one QB pressure...was part of a defense that held the Raiders to 61 rushing yards, had six sacks and forced three Raiders' turnovers...**11/28 at Buffalo:** Did not start the game but saw action at NT...had two tackles...had one QB pressure...was part of a defense that held Buffalo to 74 yards rushing...**12/5 at Baltimore:** Had one tackle...had two QB pressures...was part of a defense that held the Ravens to less than 50 yards rushing and had four sacks...**12/12 vs. Cincinnati:** Had one tackle and one QB pressure...was part of a defense that held the Bengals to 34 yards rushing, had three sacks and forced three interceptions...**12/19 vs. N.Y. Jets:** Had three tackles...was part of a defense that held the Jets to less than 300 yards of total offense...**12/23 vs. Carolina:** Made his 135th career start at NT...had one tackle...was part of a defense that held the Panthers to 119 total yards...**1/2 at Cleveland:** Had two tackles...was part of a defense that held the Browns to 43 yards...**AFC Divisional Game 1/15 vs. Baltimore:** Played in his 13th career playoff game and made his 12th career start at NT...had three tackles and one QB pressure...was part of a defense that held the Ravens to 35 yards rushing, had five sacks and forced three turnovers...**AFC Championship Game 1/23 vs. N.Y. Jets:** Had one tackle...had three QB pressures and one pass breakup...was part of a defense that held the Jets to 70 yards rushing and had two sacks...**Super Bowl XLV 2/6 vs. Green Bay:** Had one tackle...was part of a defense that had three sacks and held Green Bay to 55 yards rushing.

**2009 [16-16]:** Started all 16 games at NT...had 42 tackles and 2.5 sacks...and was named to his fourth consecutive Pro Bowl, fifth overall...**9/10 vs. Tennessee:** Made his 11th consecutive start at NT...finished with five tackles (three solo) and had three QB pressures...**9/20 at Chicago:** Made his 12th consecutive start at NT...recorded two tackles (one solo) and one QB pressure...**9/27 at Cincinnati:** Made his 13th consecutive start at NT...had one sack and one QB pressure...**10/4 vs. San Diego:** Made his 14th consecutive start at NT...recorded one pressure on the QB...**10/11 at Detroit:** Made his 15th consecutive start at NT...recorded two solo tackles...**10/18 vs. Cleveland:** Made his 16th consecutive start at NT...recorded two tackles (one solo)...**10/25 vs. Minnesota:** Made his 17th career start at NT...recorded three tackles (two solo) and one pressure...**11/9 at Denver:** Made his 18th career start at NT...**11/15 vs. Cincinnati:** Made his 19th consecutive start at NT...recorded four tackles (three solo) and one pressure...**11/22 at Kansas City:** Made his 20th consecutive start at NT...recorded

three tackles (two solo), two pressures and one sack...**11/29 at Baltimore:** Made his 21st consecutive start at NT...recorded four tackles (three solo)...**12/6 vs. Oakland:** Made his 22nd consecutive start at NT...recorded three tackles (one solo)...**12/10 at Cleveland:** Made his 23rd consecutive start at NT...recorded four solo tackles...**12/20 vs. Green Bay:** Made his 24th consecutive start at NT...recorded four tackles (three solo), one pressure and a half-sack...**12/27 vs. Baltimore:** Made his 25th consecutive start at NT...recorded three tackles (two solo)...**1/3 at Miami:** Made his 26th consecutive start at NT...recorded two solo tackles and one pressure.

**2008 [13-13/3-3]:** Started 13 regular-season games at NT...missed three games from Weeks 4-5 and Week 7 due to a groin injury...finished with 25 tackles (19 solo), one sack and one pass defense...started all three postseason games...finished with seven postseason tackles (four solo)...**9/7 vs. Houston:** Started his 12th consecutive game at NT...registered two solo tackles and a QB pressure...**9/14 at Cleveland:** Started his 13th consecutive game at NT...finished with three tackles (two solo)...**9/21 at Philadelphia:** Started his 14th consecutive game at NT and had one QB pressure...left the game in the third quarter due to a groin injury and did not return...**9/29 vs. Baltimore:** Was inactive due to a groin injury...**10/5 at Jacksonville:** Was inactive due to a groin injury...**10/19 at Cincinnati:** Was inactive due to a groin injury...**10/26 vs. New York Giants:** Returned to the lineup after missing three consecutive games with a groin injury...finished with three solo tackles...**11/3 at Washington:** Made his second consecutive start at NT...finished with two solo tackles...**11/9 vs. Indianapolis:** Made his third consecutive start at NT...key cog in limiting Colts RB Joseph Addai to 34 yards on 12 attempts (2.8 avg)...**11/16 vs. San Diego:** Made his 100th career start at NT...had one assisted tackle and one QB pressure...helped limit the Chargers to 66 rushing yards on 22 attempts (3.0 avg)...**11/20 vs. Cincinnati:** Made his fifth consecutive start at NT...finished with one assisted tackle...**11/30 at New England:** Made his sixth consecutive start at NT...finished with three tackles (two solo) and had his first sack of the season...**12/7 vs. Dallas:** Made his seventh consecutive start at NT...finished with four tackles (three solo) and one pass defense...**12/14 at Baltimore:** Made his eighth consecutive start at NT...finished with four solo tackles and had one QB pressure...**12/21 at Tennessee:** Made his ninth consecutive start at NT...finished with one assisted tackle and two QB pressures...**12/28 vs. Cleveland:** Made his 10th consecu-

## Casey Hampton

tive start at NT...recorded one solo tackle and had one QB pressure...**AFC Divisional Game 1/11 vs. San Diego:** Made his sixth consecutive postseason start at NT...finished with two tackles (one solo)...**AFC Championship Game 1/18 vs. Baltimore:** Made his seventh consecutive postseason start at NT...finished with three tackles (two solo) and had one QB pressure...**Super Bowl XLIII 2/1 vs. Arizona:** Made his eighth consecutive postseason start at NT...finished with two tackles (one solo).

**2007 (15-15-1-1):** Started 15 games and the AFC Wild Card Game versus Jacksonville...was inactive against Seattle in Week 5 due to a hamstring injury...named to AFC Pro Bowl Squad for the third consecutive season and fourth time overall...recorded 36 tackles and one sack...had four QB pressures...made three tackles in the playoff loss to Jacksonville...was a key anchor on the defense that led the NFL in total defense (266.4 avg.)...**9/9 at Cleveland:** Started at NT...had two tackles, while anchoring a defense that allowed 46 rushing yards...**9/16 vs. Buffalo:** Started his 11th consecutive game at NT and had two tackles (one solo)...**9/23 vs. San Francisco:** Started at NT and logged four tackles (three solo)...anchored a defensive line that limited Frank Gore to only 39 yards...**9/30 at Arizona:** Started at NT, but was forced out of the game with a hamstring injury after only 11 snaps...**10/7 vs. Seattle:** Was inactive due to a hamstring injury...**10/21 at Denver:** Returned to action and started at NT after missing one game due to injury...registered two solo tackles and was part of a defensive unit that allowed the Denver running backs to gain only 54 rushing yards...**10/28 at Cincinnati:** Started at NT...registered one solo tackle...**11/5 vs. Baltimore:** Started in the 86th game of his career at NT...registered three tackles (one solo)...part of a defensive unit that allowed the Ravens only 104 total yards, with 64 coming on the ground and 40 yards by air...Baltimore's offense managed only five first downs all night...**11/11 vs. Cleveland:** Played in his 93rd career game at NT...finished the game with one tackle and one quarterback pressure...part of a defensive unit that allowed only 163 total yards, including 40 rushing and 123 passing yards...**11/18 at New York Jets:** Made his 88th career start at NT...registered three solo tackles...**11/26 vs. Miami:** Played in his 95th career game at NT and finished with one tackle...part of a defense that gave up only 159 total yards, including 49 rushing, 110 passing and only nine first downs...**12/2 vs. Cincinnati:** Made his 90th career start...tallied one tackle and two quarterback pressures on Bengals' quarterback Carson Palmer...**12/9 at New England:** Started at NT for

the 91st game of his career...finished the game with two solo tackles and two pressures...**12/16 vs. Jacksonville:** Made his ninth consecutive start at NT...finished the game with eight tackles (four solo)...**12/20 at St. Louis:** Made his 10th consecutive start at NT...finished with two solo tackles, including a sack for a loss of nine yards...**12/30 at Baltimore:** Played in his 100th career game, while starting at NT...finished with four tackles (three solo)...**AFC Wild Card Game 1/5 vs. Jacksonville:** Made his fifth consecutive start in the postseason at NT, while playing in his ninth career playoff game...finished with three tackles (two solo).

**2006 (15-15):** Finished the season with 33 tackles and one forced fumble...named to his second straight Pro Bowl and third overall...**9/7 vs. Miami:** Started at NT and registered two solo tackles and one tackle for a loss...helped limit Miami to just 38 yards rushing, the lowest against Pittsburgh since Nov. 7, 2004 vs. Philadelphia (23 yards)...**9/18 at Jacksonville:** Started at NT and registered two solo tackles...also had one quarterback hurry/pressure...**9/24 vs. Cincinnati:** Started at NT and recorded two tackles (one solo)...registered one quarterback hurry/pressure...**10/8 at San Diego:** Recorded four tackles (three solo)...**10/15 vs. Kansas City:** Recorded one solo tackle...helped the defense hold the Chiefs to just 38 rushing yards...**10/22 at Atlanta:** Recorded one solo tackle and one quarterback hurry/pressure...**10/29 at Oakland:** Did not play due to a hamstring injury...**11/5 vs. Denver:** Recorded one solo tackle...**11/12 vs. New Orleans:** Collected four assisted tackles and one pass defense...**11/19 at Cleveland:** Started at NT and collected three tackles (one solo)...forced a fumble that led to a Steelers field goal...recorded one tackle for loss...**11/26 at Baltimore:** Recorded three tackles (one solo) and one quarterback hurry/pressure...had one tackle for a loss...surpassed 200 tackles for his career (201)...**12/3 vs. Tampa Bay:** Started at NT and recorded one solo tackle...**12/7 vs. Cleveland:** Logged 28 plays and recorded one tackle and one quarterback hurry/pressure...**12/17 at Carolina:** Recorded one tackle...helped limit Carolina to just 43 rushing yards...**12/24 vs. Baltimore:** Started at NT and posted four tackles (three solo)...**12/31 at Cincinnati:** Collected three tackles (two solo) and one quarterback hurry/pressure.

**2005 (16-15/4-4):** Named team's co-MVP (along with Hines Ward)...finished the regular season with 43 tackles...helped Pittsburgh rank first in the AFC in total defense and third in the NFL in rushing yards allowed per game...**9/11 vs. Tennessee:** Registered



## Casey Hampton

two tackles...**9/18 at Houston:** Recorded three solo tackles...**9/25 vs. New England:** Recorded three tackles (two solo)...**10/10 at San Diego:** Started at nose tackle...recorded one tackle and a quarterback hurry/pressure...**10/16 vs. Jacksonville:** Recorded three tackles (two solo) and two quarterback hurries/pressures...**10/23 at Cincinnati:** Recorded four tackles (one solo)...**10/31 vs. Baltimore:** Started at nose tackle...recorded six tackles (two solo) and a tackle for a loss...**11/6 at Green Bay:** Finished with five tackles (four solo)...also registered a quarterback hurry/pressure...**11/13 vs. Cleveland:** Started at NT...recorded two solo tackles...**11/20 at Baltimore:** Recorded three tackles (two solo) and one tackle for a loss...**11/28 at Indianapolis:** Started at nose tackle...recorded five tackles (three solo)...**12/4 vs. Cincinnati:** Did not start for the first time this season because the team started the game in a nickel formation...recorded one solo tackle...**12/11 vs. Chicago:** Had one solo tackle...**12/18 at Minnesota:** Started at NT and registered two assisted tackles...had one quarterback hurry/pressure and helped the defense record a safety...**12/24 at Cleveland:** Recorded one tackle...**1/1 vs. Detroit:** Started at nose tackle...recorded one tackle...**AFC Wild Card Game 1/8 at Cincinnati:** Started at NT and recorded two solo tackles...helped limit Cincinnati to 84 total yards rushing...**AFC Divisional Game 1/15 at Indianapolis:** Started at NT but did not record a tackle...helped team hold the Colts to 58 yards rushing...**AFC Championship Game 1/22 at Denver:** Started at NT...recorded one solo tackle and recovered one fumble...**Super Bowl XL 2/5 vs. Seattle:** Started at NT and recorded four solo tackles...had his first career postseason sack for a loss of five yards.

**2004 (6-6):** Was placed on Reserve/Injured List Oct. 20 after suffering knee injury in Oct. 17 game at Dallas...**9/12 vs. Oakland:** Finished with two total tackles (one solo)...also was credited with two quarterback hurries/pressures...**9/19 at Baltimore:** Recorded six total tackles (three solo)...also was credited with one quarterback hurry/pressure...**9/26 at Miami:** Finished with three total tackles (two solo)...also led the team with three quarterback hurries/pressures...**10/3 vs. Cincinnati:** Finished with two solo tackles...**10/10 vs. Cleveland:** Registered two total tackles (one solo)...also was credited with one quarterback hurry/pressure...**10/17 at Dallas:** Left the game late in the fourth quarter with a season-ending knee injury...finished with two tackles (one solo)...also was credited with a quarterback hurry/pressure.

**2003 (16-16):** Earned first trip to the Pro Bowl after recording a career-high 44 total tackles (32

solo stops)...also had one sack and two passes defended...**9/14 at Kansas City:** Registered his only sack of the season for one yard...**9/28 vs. Tennessee:** Finished with four tackles (three solo), including 2.5 tackles for no gain...**10/12 at Denver:** Was very disruptive and was perhaps the defensive player of the game...finished with three total tackles (two solo)...also was credited with one quarterback hurry/pressure and a pass defense...**11/2 at Seattle:** Recorded four tackles (three solo)...**12/21 vs. San Diego:** Registered four total tackles (three solo)...**12/28 at Baltimore:** Registered three solo tackles and a pass defense.

**2002 (16-16-2-2):** Finished with 41 total tackles, including a career-high two sacks...really came on strong during the latter part of the season...**10/6 at New Orleans:** Had one of his best days of the early season...finished with four tackles (two solo), including a tackle for a loss of one yard...also was credited with a quarterback hurry/pressure...**10/13 at Cincinnati:** Recovered the second fumble of his career—on a sack by Joey Porter—and ran 36 yards to set up a Steelers' TD...**12/15 vs. Carolina:** Was credited with one tackle...recorded his first career sack...finished with two total tackles...**12/23 at Tampa Bay:** Had a very active day...finished with three tackles (all solo)...also had his second sack in as many games and forced two fumbles...**12/29 vs. Baltimore:** Finished with one assist...**AFC Wild Card Game 1/5 vs. Cleveland:** Was instrumental in limiting the Browns to just 38 yards rushing...finished with three total tackles (one solo), one for a loss of a yard...**AFC Divisional Game 1/11 at Tennessee:** Forced a fumble on a hard tackle on Eddie George that led to a Steelers' TD...finished with four total tackles (three solo)...also was credited with a pass defended on a tipped pass.

**2001 (16-11-2-2):** Started the final 11 games of the regular season plus the two postseason games...finished with 33 total tackles (26 solo stops) and one sack...also had a fumble recovery...**9/9 at Jacksonville:** Saw extensive playing time even though he did not start in the season-opener...was credited with one quarterback hurry/pressure...**9/30 at Buffalo:** Split time with Kendrick Clancy...recorded two solo tackles...**10/29 vs. Tennessee:** Made his first start as a pro...finished with two solo tackles...**11/4 vs. Baltimore:** Started for the second straight game...finished with four total tackles (three solo)...**11/11 at Cleveland:** Started his third straight game...recorded his first pro sack in the fourth quarter...finished with three solo tackles...also had a quarterback hurry/pressure...**11/18 vs. Jacksonville:** Played well again in his fourth straight start...recorded three solo tackles...also

## Casey Hampton

recovered the first fumble of his career on Jacksonville's last drive of the game to seal the Steelers' victory...**AFC Divisional Game 1/20 vs. Baltimore:** Had two assists...**AFC Championship Game 1/27 vs. New England:** Finished with two assists.

**COLLEGE** Started 37 consecutive games for the Longhorns...became the first defensive lineman to lead the team in tackles two consecutive seasons [1999-2000]...recorded 329 tackles (177 solo) to rank 11th on the school's all-time list, the most by a down lineman since Steve McMichael totaled 369 [1976-79]...registered 9.5 sacks and 54 stops for losses...also registered 56 quarterback pressures and caused nine fumbles...majored in history **2000:** Earned All-America first-team honors as a senior from The Football Writers Association, The Sporting News, Walter Camp and The Sports Xchange...was a consensus All-Big 12 Conference first-team selection and Defensive Player of the Year...posted 78 tackles (41 solo) with 3.5 sacks and 18 stops for losses...credited with 22 quarterback pressures. **1999:** Was an All-America first-team selection by the Football Writers Association and Associated Press as a junior...received second-team honors from The Sporting News...was an All-Big 12 Conference second-team choice...named the team's Most Consistent Defensive Player for the second year in a row...received the Dr. Nasser Al-Rashid Strength and Conditioning Award...became the first Longhorn lineman since Brian Espi-

noza [118 in 1986] to lead the team in tackles, registering a career-high 101 tackles (50 solo) with three sacks and 21 stops for losses...was credited with 24 quarterback pressures...caused and recovered a pair of fumbles. **1998:** Was an All-Big 12 Conference second-team choice...named the team's Most Consistent Defensive Player...started every game...recorded 60 tackles (29 solo) with two sacks and eight stops for losses...registered six quarterback pressures, five pass deflections and recovered one fumble. **1997:** Appeared in three games before being granted a medical redshirt...finished with 13 tackles (6 solo), a forced fumble and a quarterback pressure. **1996:** Played in every game as a true freshman, starting six at nose guard...recorded 77 tackles (51 solo), one sack and seven stops for losses...had three quarterback pressures and a forced fumble...majored in history.

**PERSONAL** Was an All-State Class 5A first-team selection and two-time District Defensive Player of the Year at Ball High [Galveston, Texas]...had his Ball High jersey [No. 63] retired during the 2009 offseason...recorded 102 tackles with 12 sacks, two forced fumbles and a fumble recovery while also blocking three kicks as a senior...blocked three kicks and made 116 tackles as a junior...regularly volunteered at the Austin Children's Hospital...is the son of Ivory Anderson...has one son, Casey [10]...Full name: Casey Hampton.

## Hampton's 2010 Game-by-Game Statistics

Date	Opponent	GP	GS	T	AT	TOT	Sacks	Yds	Int/Yds	PD	FF	FR
9/12	ATLANTA	1	1	0	1	1	0.0	0.0	0/0	0	0	0
9/19	at Tennessee						INACTIVE					
9/26	at Tampa Bay	1	1	1	2	3	0.0	0.0	0/0	0	0	0
10/3	BALTIMORE	1	1	1	1	2	1.0	6.0	0/0	0	1	0
10/17	CLEVELAND	1	1	0	2	2	0.0	0.0	0/0	0	0	0
10/24	at Miami	1	1	1	1	2	0.0	0.0	0/0	0	0	0
10/31	at New Orleans	1	1	2	1	3	0.0	0.0	0/0	0	0	0
11/8	at Cincinnati	1	1	2	1	3	0.0	0.0	0/0	0	0	0
11/14	NEW ENGLAND	1	1	2	1	3	0.0	0.0	0/0	0	0	0
11/21	OAKLAND	1	1	0	0	0	0.0	0.0	0/0	0	0	0
11/28	at Buffalo	1	0	2	0	2	0.0	0.0	0/0	0	0	0
12/5	at Baltimore	1	1	0	1	1	0.0	0.0	0/0	0	0	0
12/12	CINCINNATI	1	1	0	1	1	0.0	0.0	0/0	0	0	0
12/19	N.Y. JETS	1	1	2	1	3	0.0	0.0	0/0	0	0	0
12/23	CAROLINA	1	1	1	0	1	0.0	0.0	0/0	0	0	0
1/2	at Cleveland	1	1	0	2	2	0.0	0.0	0/0	0	0	0
<b>SEASON TOTALS</b>		<b>15</b>	<b>14</b>	<b>14</b>	<b>15</b>	<b>29</b>	<b>1.0</b>	<b>6.0</b>	<b>0/0</b>	<b>0</b>	<b>1</b>	<b>0</b>
<b>POSTSEASON</b>												
1/15	BALTIMORE	1	1	2	1	3	0.0	0.0	0/0	0	0	0
1/23	N.Y. JETS	1	1	1	0	1	0.0	0.0	0/0	1	0	0
2/6	vs. Green Bay	1	1	1	0	1	0.0	0.0	0/0	0	0	0
<b>POSTSEASON TOTALS</b>		<b>3</b>	<b>3</b>	<b>4</b>	<b>1</b>	<b>5</b>	<b>0.0</b>	<b>0.0</b>	<b>0/0</b>	<b>1</b>	<b>0</b>	<b>0</b>



## Hampton's 2009 Game-by-Game Statistics

Date	Opponent	GP	GS	T	AT	TOT	Sacks	Yds	Int/Yds	PD	FF	FR
9/10	TENNESSEE	1	1	3	2	5	0.0	0.0	0/0	0	0	0
9/20	at Chicago	1	1	1	1	2	0.0	0.0	0/0	0	0	0
9/27	at Cincinnati	1	1	1	0	1	1.0	10.0	0/0	0	0	0
10/4	SAN DIEGO	1	1	0	0	0	0.0	0.0	0/0	0	0	0
10/11	at Detroit	1	1	2	0	2	0.0	0.0	0/0	0	0	0
10/18	CLEVELAND	1	1	1	1	2	0.0	0.0	0/0	0	0	0
10/25	MINNESOTA	1	1	2	1	3	0.0	0.0	0/0	0	0	0
11/9	at Denver	1	1	0	0	0	0.0	0.0	0/0	0	0	0
11/15	CINCINNATI	1	1	3	1	4	0.0	0.0	0/0	0	0	0
11/22	at Kansas City	1	1	2	1	3	1.0	9.0	0/0	0	0	0
11/29	at Baltimore	1	1	3	1	4	0.0	0.0	0/0	0	0	0
12/6	OAKLAND	1	1	1	2	3	0.0	0.0	0/0	0	0	0
12/10	at Cleveland	1	1	4	0	4	0.0	0.0	0/0	0	0	0
12/20	GREEN BAY	1	1	3	1	4	0.5	3.5	0/0	0	0	0
12/27	BALTIMORE	1	1	2	1	3	0.0	0.0	0/0	0	0	0
1/3	at Miami	1	1	2	0	2	0.0	0.0	0/0	0	0	0
<b>SEASON TOTALS</b>		<b>16</b>	<b>16</b>	<b>30</b>	<b>12</b>	<b>42</b>	<b>2.5</b>	<b>22.5</b>	<b>0/0</b>	<b>0</b>	<b>0</b>	<b>0</b>

## Hampton's 2008 Game-by-Game Statistics

Date	Opponent	GP	GS	T	AT	TOT	Sacks	Yds	Int/Yds	PD	FF	FR
9/7	HOUSTON	1	1	2	0	2	0.0	0.0	0/0	0	0	0
9/14	at Cleveland	1	1	2	1	3	0.0	0.0	0/0	0	0	0
9/21	at Philadelphia	1	1	0	0	0	0.0	0.0	0/0	0	0	0
9/29	BALTIMORE						INACTIVE					
10/5	at Jacksonville						INACTIVE					
10/19	at Cincinnati						INACTIVE					
10/26	NEW YORK GIANTS	1	1	3	0	3	0.0	0.0	0/0	0	0	0
11/3	at Washington	1	1	2	0	2	0.0	0.0	0/0	0	0	0
11/9	INDIANAPOLIS	1	1	0	0	0	0.0	0.0	0/0	0	0	0
11/16	SAN DIEGO	1	1	0	1	1	0.0	0.0	0/0	0	0	0
11/20	CINCINNATI	1	1	0	1	1	0.0	0.0	0/0	0	0	0
11/30	at New England	1	1	2	1	3	1.0	6.0	0/0	0	0	0
12/7	DALLAS	1	1	3	1	4	0.0	0.0	0/0	1	0	0
12/14	at Baltimore	1	1	4	0	4	0.0	0.0	0/0	0	0	0
12/21	at Tennessee	1	1	0	1	1	0.0	0.0	0/0	0	0	0
12/28	CLEVELAND	1	1	1	0	1	0.0	0.0	0/0	0	0	0
<b>SEASON TOTALS</b>		<b>13</b>	<b>13</b>	<b>19</b>	<b>6</b>	<b>25</b>	<b>1.0</b>	<b>6.0</b>	<b>0/0</b>	<b>1</b>	<b>0</b>	<b>0</b>

## POSTSEASON

1/11	SAN DIEGO	1	1	1	1	2	0.0	0.0	0/0	0	0	0
1/18	BALTIMORE	1	1	2	1	3	0.0	0.0	0/0	0	0	0
2/1	vs. Arizona	1	1	1	1	2	0.0	0.0	0/0	0	0	0
<b>POSTSEASON TOTALS</b>		<b>3</b>	<b>3</b>	<b>4</b>	<b>3</b>	<b>7</b>	<b>0.0</b>	<b>0.0</b>	<b>0/0</b>	<b>0</b>	<b>0</b>	<b>0</b>

## Hampton's 2007 Game-by-Game Statistics

Date	Opponent	GP	GS	T	AT	TOT	Sacks	Yds	Int	PD	FF	FR
9/9	at Cleveland	1	1	0	2	2	0.0	0.0	0/0	0	0	0
9/16	BUFFALO	1	1	1	1	2	0.0	0.0	0/0	0	0	0
9/23	SAN FRANCISCO	1	1	3	1	4	0.0	0.0	0/0	0	0	0
9/30	at Arizona	1	1	0	0	0	0.0	0.0	0/0	0	0	0
10/7	SEATTLE						INACTIVE					
10/21	at Denver	1	1	2	0	2	0.0	0.0	0/0	0	0	0
10/28	at Cincinnati	1	1	1	0	1	0.0	0.0	0/0	0	0	0
11/5	BALTIMORE	1	1	1	2	3	0.0	0.0	0/0	0	0	0
11/11	CLEVELAND	1	1	0	1	1	0.0	0.0	0/0	0	0	0
11/18	at New York Jets	1	1	3	0	3	0.0	0.0	0/0	0	0	0
11/26	MIAMI	1	1	1	0	1	0.0	0.0	0/0	0	0	0
12/2	CINCINNATI	1	1	0	1	1	0.0	0.0	0/0	0	0	0
12/9	at New England	1	1	2	0	2	0.0	0.0	0/0	0	0	0
12/16	JACKSONVILLE	1	1	4	4	8	0.0	0.0	0/0	0	0	0
12/20	at St. Louis	1	1	2	0	2	0.5	4.5	0/0	0	0	0
12/30	at Baltimore	1	1	3	1	4	0.0	0.0	0/0	0	0	0
<b>SEASON TOTALS</b>		<b>15</b>	<b>15</b>	<b>23</b>	<b>13</b>	<b>36</b>	<b>0.5</b>	<b>4.5</b>	<b>0/0</b>	<b>0</b>	<b>0</b>	<b>0</b>

## Casey Hampton

## Hampton's 2007 Game-by-Game Statistics (Continued)

## POSTSEASON

Date	Opponent	GP	GS	T	AT	TOT	Sacks	Yds	Int	PD	FF	FR
1/5	JACKSONVILLE	1	1	1	2	3	0.0	0.0	0/0	0	0	0
POSTSEASON TOTALS		1	1	1	2	3	0.0	0.0	0/0	0	0	0

## Hampton's 2006 Game-by-Game Statistics

Date	Opponent	GP	GS	T	AT	TOT	Sacks	Yds	Int	PD	FF	FR
9/7	MIAMI	1	1	2	0	2	0.0	0.0	0/0	0	0	0
9/18	at Jacksonville	1	1	2	0	2	0.0	0.0	0/0	0	0	0
9/24	CINCINNATI	1	1	1	1	2	0.0	0.0	0/0	0	0	0
10/8	at San Diego	1	1	3	1	4	0.0	0.0	0/0	0	0	0
10/15	KANSAS CITY	1	1	1	0	1	0.0	0.0	0/0	0	0	0
10/22	at Atlanta	1	1	1	0	1	0.0	0.0	0/0	0	0	0
10/29	at Oakland						INACTIVE					
11/5	DENVER	1	1	1	0	1	0.0	0.0	0/0	0	0	0
11/12	NEW ORLEANS	1	1	0	4	4	0.0	0.0	0/0	1	0	0
11/19	at Cleveland	1	1	1	2	3	0.0	0.0	0/0	0	1	0
11/26	at Baltimore	1	1	1	2	3	0.0	0.0	0/0	0	0	0
12/3	TAMPA BAY	1	1	1	0	1	0.0	0.0	0/0	0	0	0
12/7	CLEVELAND	1	1	0	1	1	0.0	0.0	0/0	0	0	0
12/17	at Carolina	1	1	0	1	1	0.0	0.0	0/0	0	0	0
12/24	BALTIMORE	1	1	3	1	4	0.0	0.0	0/0	0	0	0
12/31	at Cincinnati	1	1	2	1	3	0.0	0.0	0/0	0	0	0
SEASON TOTALS		15	15	19	14	33	0.0	0.0	0/0	1	1	0

## Hampton's 2005 Game-by-Game Statistics

Date	Opponent	GP	GS	T	AT	TOT	Sacks	Yds	Int	PD	FF	FR
9/11	TENNESSEE	1	1	1	1	2	0.0	0.0	0/0	0	0	0
9/18	at Houston	1	1	3	0	3	0.0	0.0	0/0	0	0	0
9/25	NEW ENGLAND	1	1	2	1	3	0.0	0.0	0/0	0	0	0
10/10	at San Diego	1	1	0	1	1	0.0	0.0	0/0	0	0	0
10/16	JACKSONVILLE	1	1	2	1	3	0.0	0.0	0/0	0	0	0
10/23	at Cincinnati	1	1	1	3	4	0.0	0.0	0/0	0	0	0
10/31	BALTIMORE	1	1	2	4	6	0.0	0.0	0/0	0	0	0
11/6	at Green Bay	1	1	4	1	5	0.0	0.0	0/0	0	0	0
11/13	CLEVELAND	1	1	2	0	2	0.0	0.0	0/0	0	0	0
11/20	at Baltimore	1	1	2	1	3	0.0	0.0	0/0	0	0	0
11/28	at Indianapolis	1	1	3	2	5	0.0	0.0	0/0	0	0	0
12/4	CINCINNATI	1	0	1	0	1	0.0	0.0	0/0	0	0	0
12/11	CHICAGO	1	1	1	0	1	0.0	0.0	0/0	0	0	0
12/18	at Minnesota	1	1	0	2	2	0.0	0.0	0/0	0	0	0
12/24	at Cleveland	1	1	0	1	1	0.0	0.0	0/0	0	0	0
1/1	DETROIT	1	1	0	1	1	0.0	0.0	0/0	0	0	0
SEASON TOTALS		16	15	24	19	43	0.0	0.0	0/0	0	0	0

## POSTSEASON

1/8	at Cincinnati	1	1	2	0	2	0.0	0.0	0/0	0	0	0
1/15	at Indianapolis	1	1	0	0	0	0.0	0.0	0/0	0	0	0
1/22	at Denver	1	1	1	0	1	0.0	0.0	0/0	0	0	1
2/5	vs. Seattle	1	1	4	0	4	1.0	5.0	0/0	0	0	0
POSTSEASON TOTALS		4	4	7	0	7	1.0	5.0	0/0	0	0	1

## Hampton's 2004 Game-by-Game Statistics

Date	Opponent	GP	GS	T	AT	TOT	Sacks	Yds	Int	PD	FF	FR
9/12	OAKLAND	1	1	1	1	2	0.0	0.0	0/0	0	0	0
9/19	at Baltimore	1	1	3	3	6	0.0	0.0	0/0	0	0	0
9/26	at Miami	1	1	2	1	3	0.0	0.0	0/0	0	0	0
10/3	CINCINNATI	1	1	2	0	2	0.0	0.0	0/0	0	0	0
10/10	CLEVELAND	1	1	1	1	2	0.0	0.0	0/0	0	0	0
10/17	at Dallas	1	1	1	1	2	0.0	0.0	0/0	0	0	0
10/31	NEW ENGLAND						RESERVE/INJURED LIST					
11/7	PHILADELPHIA						RESERVE/INJURED LIST					
11/14	at Cleveland						RESERVE/INJURED LIST					
11/21	at Cincinnati						RESERVE/INJURED LIST					



## Casey Hampton

## Hampton's 2004 Game-by-Game Statistics (Continued)

Date	Opponent	GP	GS	T	AT	TOT	Sacks	Yds	Int	PD	FF	FR
11/28	WASHINGTON						RESERVE/INJURED LIST					
12/5	at Jacksonville						RESERVE/INJURED LIST					
12/12	NEW YORK JETS						RESERVE/INJURED LIST					
12/18	at New York Giants						RESERVE/INJURED LIST					
12/26	BALTIMORE						RESERVE/INJURED LIST					
1/2	at Buffalo						RESERVE/INJURED LIST					
<b>SEASON TOTALS</b>		<b>6</b>	<b>6</b>	<b>10</b>	<b>7</b>	<b>17</b>	<b>0.0</b>	<b>0.0</b>	<b>0/0</b>	<b>0</b>	<b>0</b>	<b>0</b>

## POSTSEASON

1/15	NEW YORK JETS						RESERVE/INJURED LIST					
1/23	NEW ENGLAND						RESERVE/INJURED LIST					
<b>POSTSEASON TOTALS</b>		<b>0</b>	<b>0</b>	<b>0</b>	<b>0</b>	<b>0</b>	<b>0.0</b>	<b>0.0</b>	<b>0/0</b>	<b>0</b>	<b>0</b>	<b>0</b>

## Hampton's 2003 Game-by-Game Statistics

Date	Opponent	GP	GS	T	AT	TOT	Sacks	Yds	Int	PD	FF	FR
9/7	BALTIMORE	1	1	2	0	2	0.0	0.0	0/0	0	0	0
9/14	at Kansas City	1	1	3	0	3	1.0	1.0	0/0	0	0	0
9/21	at Cincinnati	1	1	1	0	1	0.0	0.0	0/0	0	0	0
9/28	TENNESSEE	1	1	3	1	4	0.0	0.0	0/0	0	0	0
10/5	CLEVELAND	1	1	1	2	3	0.0	0.0	0/0	0	0	0
10/12	at Denver	1	1	2	1	3	0.0	0.0	0/0	1	0	0
10/26	ST. LOUIS	1	1	1	0	1	0.0	0.0	0/0	0	0	0
11/2	at Seattle	1	1	3	1	4	0.0	0.0	0/0	0	0	0
11/9	ARIZONA	1	1	2	2	4	0.0	0.0	0/0	0	0	0
11/17	at San Francisco	1	1	2	2	4	0.0	0.0	0/0	0	0	0
11/23	at Cleveland	1	1	2	1	3	0.0	0.0	0/0	0	0	0
11/30	CINCINNATI	1	1	1	0	1	0.0	0.0	0/0	0	0	0
12/7	OAKLAND	1	1	0	1	1	0.0	0.0	0/0	0	0	0
12/15	at New York Jets	1	1	3	0	3	0.0	0.0	0/0	0	0	0
12/21	SAN DIEGO	1	1	3	1	4	0.0	0.0	0/0	0	0	0
12/28	at Baltimore	1	1	3	0	3	0.0	0.0	0/0	1	0	0
<b>SEASON TOTALS</b>		<b>16</b>	<b>16</b>	<b>32</b>	<b>12</b>	<b>44</b>	<b>1.0</b>	<b>1.0</b>	<b>0/0</b>	<b>2</b>	<b>0</b>	<b>0</b>

## Hampton's 2002 Game-by-Game Statistics

Date	Opponent	GP	GS	T	AT	TOT	Sacks	Yds	Int	PD	FF	FR
9/9	at New England	1	1	2	0	2	0.0	0.0	0/0	0	0	0
9/15	OAKLAND	1	1	1	0	1	0.0	0.0	0/0	0	0	0
9/29	CLEVELAND	1	1	3	2	5	0.0	0.0	0/0	0	0	0
10/6	at New Orleans	1	1	2	2	4	0.0	0.0	0/0	0	0	0
10/13	at Cincinnati	1	1	1	0	1	0.0	0.0	0/0	0	0	1
10/21	INDIANAPOLIS	1	1	2	0	2	0.0	0.0	0/0	0	0	0
10/27	at Baltimore	1	1	2	0	2	0.0	0.0	0/0	0	0	0
11/3	at Cleveland	1	1	1	2	3	0.0	0.0	0/0	0	0	0
11/10	ATLANTA	1	1	3	0	3	0.0	0.0	0/0	0	0	0
11/17	at Tennessee	1	1	2	1	3	0.0	0.0	0/0	0	0	0
11/24	CINCINNATI	1	1	2	1	3	0.0	0.0	0/0	0	0	0
12/1	at Jacksonville	1	1	2	0	2	0.0	0.0	0/0	0	0	0
12/8	HOUSTON	1	1	2	2	4	0.0	0.0	0/0	0	0	0
12/15	CAROLINA	1	1	2	0	2	1.0	8.0	0/0	0	0	0
12/23	at Tampa Bay	1	0	3	0	3	1.0	5.0	0/0	0	2	0
12/29	BALTIMORE	1	1	0	1	1	0.0	0.0	0/0	0	0	0
<b>SEASON TOTALS</b>		<b>16</b>	<b>15</b>	<b>30</b>	<b>11</b>	<b>41</b>	<b>2.0</b>	<b>13.0</b>	<b>0/0</b>	<b>0</b>	<b>2</b>	<b>1</b>

## POSTSEASON

1/5	CLEVELAND	1	0	1	2	3	0.0	0.0	0/0	0	0	0
1/11	at Tennessee	1	1	3	1	4	0.0	0.0	0/0	1	1	0
<b>POSTSEASON TOTALS</b>		<b>2</b>	<b>1</b>	<b>4</b>	<b>3</b>	<b>7</b>	<b>0.0</b>	<b>0.0</b>	<b>0/0</b>	<b>1</b>	<b>1</b>	<b>0</b>

## Hampton's 2001 Game-by-Game Statistics

Date	Opponent	GP	GS	T	AT	TOT	Sacks	Yds	Int	PD	FF	FR
9/9	at Jacksonville	1	0	0	0	0	0.0	0.0	0/0	0	0	0
9/30	at Buffalo	1	0	2	0	2	0.0	0.0	0/0	0	0	0
10/7	CINCINNATI	1	0	2	0	2	0.0	0.0	0/0	0	0	0
10/14	at Kansas City	1	0	0	1	1	0.0	0.0	0/0	0	0	0

## Casey Hampton

## Hampton's 2001 Game-by-Game Statistics (Continued)

Year	Team	GP	GS	T	AT	TOT	Sacks	Yds	Int	PD	FF	FR
10/21	at Tampa Bay	1	0	3	1	4	0.0	0.0	0/0	0	0	0
10/29	TENNESSEE	1	1	2	0	2	0.0	0.0	0/0	0	0	0
11/4	BALTIMORE	1	1	3	1	4	0.0	0.0	0/0	0	0	0
11/11	at Cleveland	1	1	3	0	3	1.0	6.0	0/0	0	0	0
11/18	JACKSONVILLE	1	1	3	0	3	0.0	0.0	0/0	0	0	1
11/25	at Tennessee	1	1	0	1	1	0.0	0.0	0/0	0	0	0
12/2	MINNESOTA	1	1	0	0	0	0.0	0.0	0/0	0	0	0
12/9	NEW YORK JETS	1	1	0	1	1	0.0	0.0	0/0	0	0	0
12/16	at Baltimore	1	1	1	1	2	0.0	0.0	0/0	0	0	0
12/23	DETROIT	1	1	3	0	3	0.0	0.0	0/0	0	0	0
12/30	at Cincinnati	1	1	3	1	4	0.0	0.0	0/0	0	0	0
1/6	CLEVELAND	1	1	1	0	1	0.0	0.0	0/0	0	0	0
<b>SEASON TOTALS</b>		<b>16</b>	<b>11</b>	<b>26</b>	<b>7</b>	<b>33</b>	<b>1.0</b>	<b>6.0</b>	<b>0/0</b>	<b>0</b>	<b>0</b>	<b>1</b>

## POSTSEASON

1/20	BALTIMORE	1	1	0	2	2	0.0	0.0	0/0	0	0	0
1/27	NEW ENGLAND	1	1	0	2	2	0.0	0.0	0/0	0	0	0
<b>POSTSEASON TOTALS</b>		<b>2</b>	<b>2</b>	<b>0</b>	<b>4</b>	<b>4</b>	<b>0.0</b>	<b>0.0</b>	<b>0/0</b>	<b>0</b>	<b>0</b>	<b>0</b>

## Hampton's Career Statistics

## REGULAR SEASON

Year	Team	GP	GS	T	AT	TOT	Sacks	Yds	Int	PD	FF	FR
2001	Pittsburgh	16	11	26	7	33	1.0	6.0	0/0	0	0	1
2002	Pittsburgh	16	15	30	11	41	2.0	13.0	0/0	0	2	1
2003	Pittsburgh	16	16	32	12	44	1.0	1.0	0/0	2	0	0
2004	Pittsburgh	6	6	10	7	17	0.0	0.0	0/0	0	0	0
2005	Pittsburgh	16	15	24	19	43	0.0	0.0	0/0	0	0	0
2006	Pittsburgh	15	15	19	14	33	0.0	0.0	0/0	1	1	0
2007	Pittsburgh	15	15	23	13	36	0.5	4.5	0/0	0	0	0
2008	Pittsburgh	13	13	19	6	25	1.0	6.0	0/0	1	0	0
2009	Pittsburgh	16	16	30	12	42	2.5	22.5	0/0	0	0	0
2010	Pittsburgh	15	14	14	15	29	1.0	6.0	0/0	0	1	0
<b>NFL Totals</b>		<b>144</b>	<b>136</b>	<b>227</b>	<b>116</b>	<b>343</b>	<b>9.0</b>	<b>59</b>	<b>0/0</b>	<b>4</b>	<b>4</b>	<b>2</b>

## POSTSEASON

Year	Team	GP	GS	T	AT	TOT	Sacks	Yds	Int	PD	FF	FR
2001	Pittsburgh	2	2	0	4	4	0.0	0.0	0/0	0	0	0
2002	Pittsburgh	2	1	4	3	7	0.0	0.0	0/0	0	0	0
2004	Pittsburgh	RESERVE/INJURED LIST										
2005	Pittsburgh	4	4	7	0	7	1.0	5.0	0/0	0	0	1
2007	Pittsburgh	1	1	1	2	3	0.0	0.0	0/0	0	0	0
2008	Pittsburgh	3	3	4	3	7	0.0	0.0	0/0	0	0	0
2010	Pittsburgh	3	3	4	1	5	0.0	0.0	0/0	1	0	0
<b>NFL Totals</b>		<b>15</b>	<b>14</b>	<b>20</b>	<b>13</b>	<b>33</b>	<b>1.0</b>	<b>5.0</b>	<b>0/0</b>	<b>1</b>	<b>0</b>	<b>1</b>

## SUNNY HARRIS DE

HEIGHT - 6-5

WEIGHT - 300

COLLEGE - Oregon

BIRTHDATE - Aug. 26, 1986

BIRTHPLACE - Pensacola, Fla.

HOW ACQUIRED - FA-'10

NFL EXPERIENCE - 2nd Year

77



PRO

[2-0/0-0]: Re-signed to the

Steelers' offseason roster on February 17, 2011...signed to the Steelers' practice squad on November 4, 2010...released by the Buffalo Bills on October 15, 2010...signed to the Bills'

practice squad on October 6, 2010...released by the Steelers on September 4, 2010...signed with the Carolina Panthers on October 16, 2009...released by the Steelers on September 5, 2009...signed a three-year contract with the Steelers on June 18, 2009...origi-



## Sunny Harris

nally drafted by the Steelers in the sixth round (205th overall) of the 2009 NFL Draft.

**2010 (0-0/0-0):** Signed to the Steelers' practice squad on November 4, 2010...spent the rest of the season on the practice squad.

**2009 (2-0):** Spent time on the Carolina Panthers' active roster and practice squad before being signed to the Steelers active roster...recorded two tackles in two games with the Panthers...signed by the Steelers before Week 6...was inactive the rest of the season.

**COLLEGE** Played in 36 career games, recording 65 tackles (39 solo) and four sacks...majored in family and human services. **2008:** Started all 13 games...finished year as team's 10th-leading tackler and tops among interior linemen in tackles for loss...shared team's top bench press (465 lbs.) regardless of position in addition to equaling best

power clean mark (352 lbs.) among team's defensive linemen. **2007:** Played in 12 games. **2006:** Suffered a torn triceps muscle during fall camp...diligently followed his rehabilitation instruction and was able to return for the final six games of the season. **2005:** Played all 12 games. **2004:** Redshirted.

**PERSONAL** Attended Pittsburg High School (Pittsburg, Calif.)...two-time all-Bay Valley League defender forced opponents to devise game plans around him...two-time all-area honoree (*Contra Costa Times*) and Tacoma News Tribune Western 100 pick led the league in quarterback sacks (5), in addition to forcing one fumble and recovering another...completed his prep career with 15 quarterback sacks...son of Ray Harris Jr. and Yvetta Williams...has a daughter, Za'Raya...nicknamed "Sunny"...Full name: Ra'Shon Lamar Harris.

## JAMES HARRISON LB

HEIGHT - 6-0

WEIGHT - 242

COLLEGE - Kent State

BIRTHDATE - May 4, 1978

BIRTHPLACE - Akron, Ohio

HOW ACQUIRED - FA-'04

NFL EXPERIENCE - 8th Year

92



**PRO (107-71/11-7):** Signed a five-year contract during the 2009 offseason to keep him with the team

through the 2014 season...selected as a Pro Bowl starter for the fourth consecutive season in 2010...named 1st Team AP-All Pro, *Sporting News'* All-Pro Defense and earned AFC Defensive Player of the Week in Week 2 during the 2010 season...earned NFL's Defensive Player of the Year Award in 2008 after breaking the team's single-season sack record with 16 sacks...was named team MVP in 2008...returned an interception 100 yards in Super Bowl XLIII, the longest play in Super Bowl history...earned the starting outside linebacker job in 2007 and had a breakout year in which he was named team MVP, co-special teams captain and earned his first Pro Bowl honor (starter)...signed a four-year contract the 2006 offseason...signed as an unrestricted free agent with the Baltimore Ravens on July 28, 2004...signed with the Steelers on February 10, 2004...spent time with the Rhein Fire of NFL Europe during the 2003-2004 seasons...was released by the Steelers on September 3, 2003...originally joined the team as a rookie free agent in 2002.

**2010 (16-16/3-3):** Started all 16 regular-season games at LB, earning numerous accolades...named an AFC Pro Bowl Starter for the fourth consecutive season...named 1st Team AP-All Pro, *Sporting News'* All-Pro Defense, PFW/PFWA All-NFL Team, Pro Football Weekly's Midseason All-Pro Team and AFC Defensive Player of the Week for his Week 2 performance...finished the season with 100 tackles, tying a career high he set in 2008...finished with 10.5 sacks, which marks the third consecutive season he has had double-digit sacks...led the team with 32 QB pressures and six forced fumbles...added two interceptions, three pass breakups and one fumble recovery...started all three postseason contests...finished the postseason with 15 tackles and four sacks, including three in the AFC Divisional Game vs. Baltimore...**9/12 vs. Atlanta:** Had seven tackles, two QB pressures and one sack for a five-yard loss...was a part of a defense that held the Falcons to only 58 yards rushing...**9/19 at Tennessee:** Named AFC Defensive Player of the Week for his Week 2 performance...finished with nine tackles, two sacks, two forced fumbles and one fumble recovery.

## James Harrison

ery...had an 11-yard sack in the third quarter, giving him 40.5 for his career, which moved him into ninth place on the team's all-time sack list ahead of Ernie Holmes (40.0)...had a five-yard sack later in the third quarter, giving him 41.5 for his career...on the play he forced his first fumble of the season...was part of a defense that held Tennessee to only 46 yards rushing and forced six Titans' turnovers...**9/26 at Tampa Bay:** Had four tackles...had three QB pressures...was part of a defense that limited the Buccaneers to only 75 yards rushing...**10/3 vs. Baltimore:** Finished with three tackles...forced his third fumble of the season and had a QB pressure...was a part of a defense that limited Baltimore to only 70 yards rushing and forced two turnovers...**10/17 vs. Cleveland:** Tied for a team high with 14 tackles...forced his fourth fumble of the season in the second quarter...had two sacks and had one pass breakup...was part of a defense that forced three Browns' turnovers, had five sacks and held the Browns to 70 yards rushing...**10/24 at Miami:** Had four tackles...had his first interception of the season near the end of the fourth quarter...was part of a defense that held Miami to 64 yards rushing...**10/31 at New Orleans:** Had seven tackles...posted a 10-yard sack late in the first half, giving him a team-best six this season...had three QB pressures...was part of a defense that held the Saints to 30 yards rushing, had two sacks and forced two turnovers...**11/8 at Cincinnati:** Had four tackles...had one sack for an eight-yard loss...had three tackles for loss...had three QB pressures...had one pass breakup...was part of a defense that held the Bengals to 54 yards rushing and had four sacks...**11/14 vs. New England:** Played in his 100th career game...had four tackles...**11/21 vs. Oakland:** Posted his second interception of the season...forced his fifth fumble of the year on a seven-yard sack in the second quarter...posted a 12-yard sack on the Raiders' first drive of the second half, giving him nine on the year...finished with three tackles and four QB pressures...was part of a defense that forced three Oakland turnovers and had six sacks...**11/28 at Buffalo:** Had seven tackles...had a seven-yard sack in the third quarter, his team-leading 10th of the season...became the first player in team history to post three straight seasons with at least 10 sacks...forced his sixth fumble of the season...had three QB pressures...was part of a defense that held the Bills to 74 yards rushing...**12/5 at Baltimore:** Had nine tackles...had three QB pressures...was part of a defense that held

the Ravens to less than 50 yards rushing and had four sacks...**12/12 vs. Cincinnati:** Had nine tackles...had three QB pressures...was part of a defense that held the Bengals to 34 yards rushing, had three sacks and forced three turnovers...**12/19 vs. N.Y. Jets:** Had nine tackles...had two QB pressures...**12/23 vs. Carolina:** Made his 70th career start at LB...had three tackles...posted a six-yard sack in the third quarter, giving him a team-best 11 on the season...had one pass breakup...was part of a defense that held the Panthers to 119 total yards, had four sacks and forced two Panthers' turnovers...**1/2 at Cleveland:** Had four tackles and two QB pressures...was part of a defense that had four sacks and forced three turnovers...**AFC Divisional Game 1/15 vs. Baltimore:** Played in his ninth career postseason game, and made his fifth career postseason start at linebacker...had seven tackles and two QB pressures and two pass breakups...had three sacks, which ties the team-record for most sacks in a single game...marked his first career postseason game with three sacks...had a five-yard sack in the in the third quarter...added a seven yard sack later in the third quarter...posted a nine-yard sack in the fourth quarter, giving him 5.5 for his career in the postseason...was part of a defense that held the Ravens to 35 yards rushing, had five sacks and forced three turnovers...**AFC Championship Game 1/23 vs. N.Y. Jets:** Had seven tackles...was part of a defense that held the Jets to 70 yards rushing...**Super Bowl XLV 2/6 vs. Green Bay:** Had one tackle...had one sack for six yards and had three QB pressures...was part of a defense that had three sacks and held the Packers to 55 rushing yards.

**2009 [16-16]:** Started all 16 games...had 10 sacks...forced five fumbles...had 73 tackles...named AFC Defensive Player of the Week in Week 5...named AFC Defensive Player of the Month for October...named to Pro Football Weekly's Mid-Season All-Pro Team...and was named an AFC Pro Bowl starter for the third consecutive season...**9/10 vs. Tennessee:** Made his 40th career start at OLB...finished with four solo tackles, one pass defense and one QB pressure...forced a Bo Scaife fumble on the opening possession of the third quarter, the 14th forced fumble of his career...**9/20 at Chicago:** Made his second consecutive start at OLB...recorded three tackles (two solo) and two QB pressures...forced a Matt Forte fumble in the fourth quarter, the 15th forced fumble of his career and his second of the season...**9/27 at Cincinnati:** Made his third consecutive start at OLB...finished with four tackles (three



## James Harrison

solo), one sack, one pass defense and four QB pressures...**10/4 vs. San Diego:** Made his fourth consecutive start at OLB...finished with five solo tackles, two sacks, three pressures and one forced fumble...**10/11 at Detroit:** Made his fifth consecutive start at OLB...finished with five tackles (four solo), three sacks, one forced fumble and three pressures...**10/18 vs. Cleveland:** Made his sixth consecutive start at OLB...recorded four tackles (two solo) and recovered one fumble...**10/25 vs. Minnesota:** Made his seventh consecutive start at OLB...recorded seven tackles (six solo) with two sacks...**11/9 at Denver:** Made his eighth consecutive start at OLB...recorded seven tackles (six solo)...**11/15 vs. Cincinnati:** Made his ninth consecutive start at OLB...recorded three tackles (one solo), one sack and two pressures...**11/22 at Kansas City:** Made his 10th consecutive start at OLB...recorded six tackles (three solo), two pressures and one sack...the sack marked his team-high 10th of the season...**11/29 at Baltimore:** Made his 11th consecutive start at OLB and played as a contributor on special teams...recorded three tackles (one solo) and three pressures...**12/6 vs. Oakland:** Made his 12th consecutive start at OLB...recorded eight tackles (four solo) and one QB hit...**12/10 at Cleveland:** Made his 13th consecutive start at OLB...recorded five tackles (four solo) and two QB hits...**12/20 vs. Green Bay:** Made his 14th consecutive start at OLB...recorded one solo tackle and four QB hits...**12/27 vs. Baltimore:** Made his 15th consecutive start at OLB...recorded four tackles (three solo), one QB hit and one forced fumble...**1/3 at Miami:** Made his 16th consecutive start at OLB...recorded four solo tackles and one QB hit.

**2008 (15-15/3-3):** Started 15 regular-season games at OLB...missed the regular-season finale against the Browns due to a hip injury, snapping his streak of 32 consecutive starts...named AP Defensive Player of the Year, Pro Football Weekly Defensive Player of the Year and GMC Sierra Defensive Player of the Year...AP first-team All-Pro...PFW/PFWA All-NFL...PFW/PFWA All-AFC...The Sporting News All-Pro...Sports Illustrated All-Pro...NFL Alumni Linebacker of the Year...AFC Pro Bowl starter for the second consecutive season...named AFC Defensive Player of the Week in Week 11 after recording five tackles (two solo), one sack, one interception, one pass defense, one forced fumble against the Chargers...named GMC Sierra Defensive Player of the Week for his performances Week 11 against San Diego and Week 13 at New England...fin-

ished third on the team with a career-high 100 tackles (68 solo)...established a franchise record with 16 sacks...set a career high with seven forced fumbles...recorded a career-high 11 tackles (eight solo) on November 9 against the Colts...started all three post-season games...finished with 13 postseason tackles (10 solo), one sack and one pass defense...his 100-yard interception return for a touchdown on the final play of the first half of Super Bowl XLIII was the longest play in Super Bowl history...was also the longest play in Steelers' postseason history...**9/7 vs. Houston:** Played in his 24th consecutive game and made his 18th consecutive start at OLB...led the team with 10 tackles (seven solo) and three sacks for losses of 20 yards...forced a fumble in the fourth quarter which was recovered by LaMarr Woodley and led to a FG that put the Steelers up 38-10...had one solo tackle on special teams...**9/14 at Cleveland:** Started his 19th consecutive game at OLB...finished with four solo tackles and three QB pressures...had three tackles (one solo) on special teams...**9/21 at Philadelphia:** Started his 20th consecutive game at OLB...finished with five tackles (four solo) and tied Woodley for the team lead with three QB pressures...**9/29 vs. Baltimore:** Started his 21st consecutive game at OLB...led the team with eight solo tackles, 2.5 sacks and two quarterback pressures...forced a Joe Flacco fumble in the third quarter which was recovered by Woodley for a touchdown...had one solo tackle on special teams...**10/5 at Jacksonville:** Started his 22nd consecutive game at OLB...finished with four solo tackles, including a key six-yard sack and forced fumble by David Garrard on the Jaguars' final possession...key contributor in limiting the Jaguars to only 213 total yards of offense on 54 plays (3.9 avg.)...**10/19 at Cincinnati:** Made his 23rd consecutive start at OLB...finished second (tied) on the team with eight tackles (six solo)...recorded two sacks on Ryan Fitzpatrick to give him 8.5 for the season, tying his career high established in 2007...led the team with five QB pressures and added one pass defense...**10/26 vs. New York Giants:** Made his 24th consecutive start at OLB...had two assisted tackles...led the team with a season-high seven QB pressures...handled the team's long-snapping duties after Greg Warren left the game with a knee injury...had two solo tackles on special teams...**11/3 at Washington:** Made his 25th consecutive start at OLB...finished with nine tackles (five solo)...had 1.5 sacks, giving him 10 for the season, a new career high...had two solo tackles on

## James Harrison

special teams...**11/9 vs. Indianapolis:** Made his 26th consecutive start at OLB...finished with a season-high 11 tackles (eight solo)...surpassed 200 tackles for his career (204)...had one sack and five QB pressures...recorded one solo tackle on special teams...**11/16 vs. San Diego:** Played in his 70th career game...finished with five tackles (two solo)...his second quarter sack of Philip Rivers forced a fumble in the end zone that resulted in a safety...notched his first interception at the end of the first half and returned it 33 yards...had one pass defense...had three QB pressures...**11/20 vs. Cincinnati:** Made his 35th career start at OLB...finished with five tackles (four solo)...**11/30 at New England:** Made his 29th consecutive start at OLB...finished with eight tackles (six solo)...recorded two sacks to extend his team-leading total to 14...forced two fumbles, his fifth and sixth of the season...recorded one solo tackle on special teams...**12/7 vs. Dallas:** Made his 30th consecutive start at OLB...finished with seven tackles (six solo), one sack, two QB pressures and one forced fumble...his sack gave him 15 for the season, tying him with Mike Merriweather for the most in a single-season in franchise history...his forced fumble on that same play gave him seven for the season, breaking his career high of six set in 2007...had one solo tackle on special teams...**12/14 at Baltimore:** Made his 31st consecutive start at OLB...finished with seven tackles (one solo) and had three QB pressures...**12/21 at Tennessee:** Played in his 75th career game and made his 32nd consecutive start at OLB...finished with seven tackles (three solo), which gave him 100 tackles in a season for the first time in his career...had one QB pressure...his sack of Kerry Collins in the third quarter gave him 16 for the season, breaking the team's single-season record previously shared with Mike Merriweather...**12/28 vs. Cleveland:** Was inactive due to a hip injury, ending his streak of 32 consecutive starts...**AFC Divisional Game 1/11 vs. San Diego:** Made his second consecutive postseason start at OLB...finished with three tackles (two solo) and had one QB pressure...recorded a sack in the fourth quarter, giving him 2.5 in his postseason career...**AFC Championship Game 1/18 vs. Baltimore:** Made his third consecutive postseason start at OLB...finished with six tackles (five solo) and had three QB pressures...**Super Bowl XLIII 2/1 vs. Arizona:** Made his fourth consecutive postseason start at OLB...finished with four tackles (three solo), one pass defense and two QB pressures...recorded a 100-yard interception

return for a touchdown on the final play of the first half, the longest play in Super Bowl history...was his first career postseason interception and touchdown.

**2007 [16-16/1-1]:** Started all 16 games and the playoff loss to Jacksonville at ROLB in first season as a starter...named 2008 Team MVP...was GMC Defensive Player of the Week in Week 9 when he had eight tackles, 3.5 sacks, three forced fumbles, one interception and a fumble recovery against Baltimore...was AFC Defensive Player of the Month for November...named Associated Press All-Pro Second-Team...voted a starter for the AFC in the Pro Bowl, his first career appearance...finished fourth on the team with 80 tackles and led the team with 8.5 sacks and six forced fumbles, all then career highs...also added two fumble recoveries and an interception...tied for second on team with 12 special teams tackles...forced one fumble on special teams...recorded eight tackles, 1.5 sacks and three pass defenses in the playoff loss against Jacksonville...his 1.5 sacks were his first career postseason sacks...**9/9 at Cleveland:** Started at ROLB and tied for the most tackles in the game with seven solo tackles...tallied one-half sack for a loss of five yards...had one quarterback pressure...**9/16 vs. Buffalo:** Started his third consecutive game at ROLB and had one sack for a loss of seven yards before leaving the game due to injury...also had two special teams tackles (one solo)...**9/23 vs. San Francisco:** Started his fourth consecutive game at ROLB...had four solo tackles and added two more on special teams...part of a defensive unit that held Frank Gore to 39 rushing yards...**9/30 at Arizona:** Started at ROLB...registered three tackles (two solo) including a half sack for a loss of four yards...also had one quarterback pressure...saw action on special teams and managed one solo tackle...**10/7 vs. Seattle:** Made his sixth consecutive start at ROLB...tallied six tackles (five solo)...part of a defensive unit that allowed only 144 total yards, 38 rushing yards, 106 passing yards and only eight first downs...also registered one special teams tackle...**10/21 at Denver:** Started at ROLB and played in his 50th career game...racked up a total of eight tackles (seven solo)...also registered his third sack of the season for a loss of three yards...part of a defensive unit that allowed Denver running backs to gain only 54 rushing yards...**10/28 at Cincinnati:** Started at ROLB...racked up seven tackles (five solo)...also caused and recovered a fumble on Kenny Watson, which ended any chances of a Cincinnati comeback late in the fourth



## James Harrison

quarter...**11/5 vs. Baltimore:** Made his 15th consecutive start at ROLB...earned AFC Defensive Player of the Week honors...paced the team in tackles with nine (eight solo) including 3.5 sacks for a loss of 25.5 yards...forced three fumbles (one on special teams) and one fumble recovery...posted his first interception of the season and the second of his career and returned it for 20 yards...part of a defensive unit that allowed the Ravens only 104 total yards, with 64 coming on the ground and 40 yards by air...the Baltimore offense managed only five first downs all night...**11/11 vs. Cleveland:** Started in his 10th consecutive game at ROLB...racked up four tackles (three solo)...recorded one quarterback pressure and two caused fumbles...part of a defensive unit that allowed only 163 total yards, including 40 rushing and 123 passing yards...also added two solo special teams tackles...**11/18 at New York Jets:** Made his 11th consecutive start at ROLB...tallied four solo tackles, including one sack on Kellen Clemens for a loss of nine yards...added three quarterback hits...also managed to rack up two special teams tackles (one solo)...**11/26 vs. Miami:** Started at ROLB, while playing in his 55th career game...recorded two solo tackles...added one sack on Dolphins QB John Beck in the fourth quarter for a loss of five yards...part of a defense that gave up only 159 total yards, including 49 rushing, 110 passing and only nine first downs...**12/2 vs. Cincinnati:** Made his 20th career start at ROLB...finished the game with four tackles (three solo) and one pressure on Bengals' quarterback Carson Palmer...**12/9 at New England:** Played in his 20th consecutive game, while starting at ROLB...finished with four tackles (three solo) and one pressure on Patriots' quarterback Tom Brady...**12/16 vs. Jacksonville:** Made his 15th consecutive start at ROLB...totaled seven tackles (five solo) with one hit on Jaguars' quarterback David Garrard...also had one solo special teams tackle...**12/20 at St. Louis:** Made his 23rd career start at ROLB...finished with three tackles (two solo) and one pass defended...**12/30 at Baltimore:** Made his 17th consecutive start at ROLB...finished with seven tackles (six solo)...**AFC Wild Card Game 1/5 vs. Jacksonville:** Registered his fifth consecutive playoff appearance and his first playoff start at ROLB...tallied eight tackles (four solo)...registered his first career postseason sack for a loss of five yards...added a half-sack in the fourth quarter.

**2006 [11-1]:** Made his lone start of the season in the season finale in place of the injured Clark

Haggans...finished the season with eight tackles on defense and 15 special teams tackles...**9/7 vs. Miami:** Logged three defensive snaps and registered two quarterback hurries/pressures...recorded one solo special teams tackle...**9/18 at Jacksonville:** Recorded a game-high four special teams tackles...**9/24 vs. Cincinnati:** Saw action on special teams...led the team with two solo special teams tackles...**10/8 at San Diego:** Saw action on special teams before suffering a high ankle sprain and did not return...**10/15 vs. Kansas City:** Was inactive with an ankle injury...**10/22 at Atlanta:** Was inactive due to ankle injury...**10/29 at Oakland:** Was inactive due to ankle injury...**11/5 vs. Denver:** Was inactive...**11/12 vs. New Orleans:** Was inactive...**11/19 at Cleveland:** Was active for the first time since his ankle injury...**11/26 at Baltimore:** Collected two special teams tackles (one solo)...**12/3 vs. Tampa Bay:** Recorded two tackles (one solo) and one quarterback hurry/pressure...added two special teams tackles (one solo)...**12/7 vs. Cleveland:** Saw action on special teams and had a game-high three solo special teams tackles...**12/17 at Carolina:** Collected one tackle and one quarterback hurry/pressure...added one solo special teams tackle...blocked a punt in the second quarter that led to a Steelers touchdown and a 17-0 lead, the first punt block for the team since 2002...**12/24 vs. Baltimore:** Collected two tackles...**12/31 at Cincinnati:** Started at ROLB for the injured Clark Haggans...recorded three solo tackles...added one quarterback hurry/pressure.

**2005 [16-3-2-0]:** Played in all 16 games and two of the four postseason games...made three starts during the regular season when Clark Haggans was sidelined with an injury...missed the AFC Divisional Playoff Game and the AFC Championship Game with an ankle injury...finished the season with a then-career-high 21 solo defensive tackles...posted three sacks on the year and also had his first career interception (Week 5 at San Diego)...**9/11 vs. Tennessee:** Recorded two solo tackles...**9/18 at Houston:** Recorded his first sack of the season...led team with three solo special teams tackles...**9/25 vs. New England:** Logged only three defensive snaps but registered a sack for a loss of eight yards...also had a special teams tackle...**10/10 at San Diego:** Started at LOLB in place of injured starter Clark Haggans...intercepted first career pass off of Drew Brees and returned it 25 yards...registered six defensive tackles (four solo), including three stops for loss and defended one pass...**10/16 vs. Jack-**

## James Harrison

**sonville:** Started for the second consecutive game at LOLB...finished with seven tackles (six solo)...had a sack for seven yards and two quarterback hurries/pressures...**10/23 at Cincinnati:** Started third straight game at LOLB for the injured Clark Haggans...recorded five tackles (three solo) and one tackle for a loss...also added a quarterback hurry/pressure and a pass defense...**10/31 vs. Baltimore:** Saw action as backup DLB with the return of Clark Haggans...finished with two solo tackles and a tackle for a loss...**11/6 at Green Bay:** Recorded one solo tackle on 20 snaps and added a solo special teams tackle...**11/13 vs. Cleveland:** Recorded two tackles (one solo)...played on special teams and recorded three tackles (one solo)...**11/20 at Baltimore:** Recorded two tackles...added three special teams tackles (two solo)...**11/28 at Indianapolis:** Saw action as a reserve linebacker and on special teams...**12/4 vs. Cincinnati:** Played on special teams and recorded one special teams tackle...**12/11 vs. Chicago:** Played on special teams and recorded two special teams tackles (one solo)...**12/18 at Minnesota:** Recorded one assisted tackle for a loss of one yard on his only snap on defense...on that play he stopped Ciatrck Fason on a third-and-one to hold the Vikings to a field goal...played on special teams...**12/24 at Cleveland:** Recorded four special teams tackles (two solo)...deflected a Kyle Richardson punt that traveled eight yards...made highlights when he slammed a fan to the ground for trespassing onto the field...**1/1 vs. Detroit:** Played on special teams but did not record a tackle...**AFC Wild Card Game 1/8 at Cincinnati:** Played on special teams...made one assisted tackle on special teams...injured right ankle in the first quarter while making tackle and did not return...**AFC Divisional Game 1/15 at Indianapolis:** Did not play due to ankle injury...**AFC Championship Game 1/22 at Denver:** Did not play due to ankle injury...**Super Bowl XL 2/5 vs. Seattle:** Led the special teams with three tackles (two solo).

**2004 (16-4-2-0):** Saw action in all 16 games, starting four...had his first career TD on a fumble return at Buffalo (Week 17)...finished the season with a career-high 25 special teams tackles...**9/12 vs. Oakland:** Tied Sean Morey for team honors with three special teams tackles (two solo)...**9/19 at Baltimore:** Had three special teams tackles...**9/26 at Miami:** Was credited with two special teams assists...**10/3 vs. Cincinnati:** Was credited with two special teams assists...**10/10 vs. Cleveland:** Registered one special

teams assist...**10/17 at Dallas:** Finished with two special teams tackles (one solo)...**10/31 vs. New England:** Registered one solo special teams tackle...**11/7 vs. Philadelphia:** Was credited with one special teams assist...**11/14 at Cleveland:** Performed superbly when he was thrust into his first career start when Joey Porter was ejected prior to the game because of a pre-game brawl...registered his first quarterback sack...finished with six total tackles (five solo)...also was credited with a quarterback hurry/pressure and a pass defense...**11/21 at Cincinnati:** Registered two special teams tackles (one solo)...**11/28 vs. Washington:** Had a big day on special teams, registering a team-high six special teams tackles (five solo)...**12/5 at Jacksonville:** Had one special teams assist...played one defensive snap...**12/12 vs. New York Jets:** Produced another solid performance filling in for injured Clark Haggans...finished with six total tackles (four solo)...also was credited with one solo special teams tackle...**12/18 at New York Giants:** Made his second career start for Haggans...finished with five total tackles (two solo)...also was credited with one pass defended...**12/26 vs. Baltimore:** Had another strong game in place of the injured Haggans...finished with five total tackles (four solo)...also was credited with four quarterback hurries/pressures and two passes defended...**1/2 at Buffalo:** Scored his first career TD on a sack and forced fumble by Ricardo Colclough that he retrieved in midair and raced 18 yards for a score...also recorded three total tackles—all solo...**AFC Divisional Game 1/15 vs. New York Jets:** Led the team with three special teams tackles...**AFC Championship Game 1/23 vs. New England:** Was credited with two special teams tackles (one solo).

**2003 (0-0):** Made final roster but was released two days later (9/13)...was signed to practice squad (9/17) but was eventually released (10/7) and did not play for the remainder of the season.

**2002 (1-0-0-0):** Originally joined team as a rookie free agent...was released Sept. 1 and then re-signed to the practice squad Sept. 3...was activated to roster Dec. 17 when running back Verron Haynes was placed on the Reserve/Injured List...dressed in the final regular season game and played on special teams...was inactive for both postseason games.

**COLLEGE** Was an All-MAC First Team selection at outside linebacker in 2001...finished third in the league's Defensive Player



## James Harrison

of the Year balloting...registered 98 tackles (72 solo), three interceptions, five passes defended, forced three fumbles and recovered one fumble...led the MAC with 15 quarterback sacks and ranked second in the conference with 20 tackles for losses...was named the team's Outstanding Defensive Player in 2000 and 2001...led team with 106 tackles (65 solo) and 13 tackles for a loss...moved into the starting lineup for the final three

games of the 1999 season...finished fifth on the team with 67 tackles (42 solo)...led team with eight tackles for a loss...majored in general studies.

**PERSONAL**

Attended Coventry High School (Akron, Ohio)...is the son of Mildred and James Harrison Sr....has two sons, James (4) and Henry (2)...Full name: James Harrison, Jr.

**Harrison's 2010 Game-by-Game Statistics**

Date	Opponent	GP	GS	T	AT	TOT	Sacks	Yds	Int/Yds	PD	FF	FR
9/12	ATLANTA	1	1	4	3	7	1.0	5.0	0/0	0	0	0
9/19	at Tennessee	1	1	7	2	9	2.0	18.0	0/0	0	2	1
9/26	at Tampa Bay	1	1	3	1	4	0.0	0.0	0/0	0	0	0
10/3	BALTIMORE	1	1	2	1	3	0.0	0.0	0/0	0	1	0
10/17	CLEVELAND	1	1	9	5	14	2.0	2.0	0/0	1	1	0
10/24	at Miami	1	1	3	1	4	0.0	0.0	1/2	0	0	0
10/31	at New Orleans	1	1	6	1	7	1.0	10.0	0/0	0	0	0
11/8	at Cincinnati	1	1	4	0	4	1.0	8.0	0/0	1	0	0
11/14	NEW ENGLAND	1	1	3	1	4	0.0	0.0	0/0	0	0	0
11/21	OAKLAND	1	1	3	0	3	2.0	19.0	1/0	0	1	0
11/28	at Buffalo	1	1	5	2	7	1.0	7.0	0/0	0	1	0
12/5	at Baltimore	1	1	7	2	9	0.0	0.0	0/0	0	0	0
12/12	CINCINNATI	1	1	7	2	9	0.0	0.0	0/0	0	0	0
12/19	N.Y. JETS	1	1	6	3	9	0.0	0.0	0/0	0	0	0
12/23	CAROLINA	1	1	1	2	3	0.5	3.0	0/0	1	0	0
1/2	at Cleveland	1	1	3	1	4	0.0	0.0	0/0	0	0	0
<b>SEASON TOTALS</b>		<b>16</b>	<b>16</b>	<b>73</b>	<b>27</b>	<b>100</b>	<b>10.5</b>	<b>70.0</b>	<b>2/2</b>	<b>3</b>	<b>6</b>	<b>1</b>

**POSTSEASON**

1/15	BALTIMORE	1	1	4	3	7	3.0	21.0	0/0	2	0	0
1/23	N.Y. JETS	1	1	5	2	7	0.0	0.0	0/0	0	0	0
2/6	vs. Green Bay	1	1	1	0	1	1.0	6.0	0/0	0	0	0
<b>POSTSEASON TOTALS</b>		<b>3</b>	<b>3</b>	<b>10</b>	<b>5</b>	<b>15</b>	<b>4.0</b>	<b>27.0</b>	<b>0/0</b>	<b>2</b>	<b>0</b>	<b>0</b>

**Harrison's 2009 Game-by-Game Statistics**

Date	Opponent	GP	GS	T	AT	TOT	Sacks	Yds	Int/Yds	PD	FF	FR
9/10	TENNESSEE	1	1	4	0	4	0.0	0.0	0/0	1	1	0
9/20	at Chicago	1	1	2	1	3	0.0	0.0	0/0	0	1	0
9/27	at Cincinnati	1	1	3	1	4	1.0	0.0	0/0	1	0	0
10/4	SAN DIEGO	1	1	5	0	5	2.0	10.0	0/0	0	1	0
10/11	at Detroit	1	1	4	1	5	3.0	24.0	0/0	0	1	0
10/18	CLEVELAND	1	1	2	2	4	0.0	0.0	0/0	0	0	1
10/25	MINNESOTA	1	1	6	1	7	2.0	14.0	0/0	0	0	0
11/9	at Denver	1	1	6	1	7	0.0	0.0	0/0	0	0	0
11/15	CINCINNATI	1	1	1	2	3	1.0	10.0	0/0	0	0	0
11/22	at Kansas City	1	1	3	3	6	1.0	4.0	0/0	0	0	1
11/29	at Baltimore	1	1	1	2	3	0.0	0.0	0/0	0	0	0
12/6	OAKLAND	1	1	4	4	8	0.0	0.0	0/0	0	0	0
12/10	at Cleveland	1	1	4	1	5	0.0	0.0	0/0	0	0	0
12/20	GREEN BAY	1	1	1	0	1	0.0	0.0	0/0	0	0	0
12/27	BALTIMORE	1	1	3	1	4	0.0	0.0	0/0	0	1	0
1/3	at Miami	1	1	4	0	4	0.0	0.0	0/0	0	0	0
<b>SEASON TOTALS</b>		<b>16</b>	<b>16</b>	<b>53</b>	<b>20</b>	<b>73</b>	<b>10.0</b>	<b>62.0</b>	<b>0/0</b>	<b>2</b>	<b>5</b>	<b>2</b>

**Harrison's 2008 Game-by-Game Statistics**

Date	Opponent	GP	GS	T	AT	TOT	Sacks	Yds	Int/Yds	PD	FF	FR
9/7	HOUSTON	1	1	7	3	10	3.0	20.0	0/0	0	1	0
9/14	at Cleveland	1	1	4	0	4	0.0	0.0	0/0	0	0	0
9/21	at Philadelphia	1	1	4	1	5	0.0	0.0	0/0	0	0	0

## James Harrison

### Harrison's 2008 Game-by-Game Statistics (Continued)

Date	Opponent	GP	GS	T	AT	TOT	Sacks	Yds	Int/Yds	PD	FF	FR
9/29	BALTIMORE	1	1	8	0	8	2.5	30.0	0/0	0	1	0
10/5	at Jacksonville	1	1	4	0	4	1.0	6.0	0/0	0	1	0
10/19	at Cincinnati	1	1	6	2	8	2.0	21.0	0/0	1	0	0
10/26	NEW YORK GIANTS	1	1	0	2	2	0.0	0.0	0/0	0	0	0
11/3	at Washington	1	1	5	4	9	1.5	13.5	0/0	0	0	0
11/9	INDIANAPOLIS	1	1	8	3	11	1.0	1.0	0/0	0	0	0
11/16	SAN DIEGO	1	1	2	3	5	1.0	3.0	1/33	1	1	0
11/20	CINCINNATI	1	1	4	1	5	0.0	0.0	0/0	0	0	0
11/30	at New England	1	1	6	2	8	2.0	8.0	0/0	0	2	0
12/7	DALLAS	1	1	6	1	7	1.0	2.0	0/0	0	1	0
12/14	at Baltimore	1	1	1	6	7	0.0	0.0	0/0	0	0	0
12/21	at Tennessee	1	1	3	4	7	1.0	10.0	0/0	0	0	0
12/28	CLEVELAND						INACTIVE					
<b>SEASON TOTALS</b>		<b>15</b>	<b>15</b>	<b>68</b>	<b>32</b>	<b>100</b>	<b>16.0</b>	<b>114.5</b>	<b>1/33</b>	<b>2</b>	<b>7</b>	<b>0</b>

### POSTSEASON

1/11	SAN DIEGO	1	1	2	1	3	1.0	7.0	0/0	0	0	0
1/18	BALTIMORE	1	1	5	1	6	0.0	0.0	0/0	0	0	0
2/1	vs. Arizona	1	1	3	1	4	0.0	0.0	1/100	1	0	0
<b>POSTSEASON TOTALS</b>		<b>3</b>	<b>3</b>	<b>10</b>	<b>3</b>	<b>13</b>	<b>1.0</b>	<b>7.0</b>	<b>1/100</b>	<b>1</b>	<b>0</b>	<b>0</b>

### Harrison's 2007 Game-by-Game Statistics

Date	Opponent	GP	GS	T	AT	TOT	Sacks	Yds	Int/Yds	PD	FF	FR
9/9	at Cleveland	1	1	7	0	7	0.5	5.0	0/0	0	0	0
9/16	BUFFALO	1	1	1	0	1	1.0	7.0	0/0	0	0	0
9/23	SAN FRANCISCO	1	1	4	0	4	0.0	0.0	0/0	0	0	0
9/30	at Arizona	1	1	2	1	3	0.5	4.0	0/0	0	0	1
10/7	SEATTLE	1	1	5	1	6	0.0	0.0	0/0	0	0	0
10/21	at Denver	1	1	7	1	8	1.0	3.0	0/0	0	0	0
10/28	at Cincinnati	1	1	5	2	7	0.0	0.0	0/0	0	0	1
11/5	BALTIMORE	1	1	8	1	9	3.5	25.5	1/20	1	3	1
11/11	CLEVELAND	1	1	3	1	4	0.0	0.0	0/0	0	2	0
11/18	at New York Jets	1	1	4	0	4	1.0	9.0	0/0	0	0	0
11/26	MIAMI	1	1	2	0	2	1.0	5.0	0/0	0	1	0
12/2	CINCINNATI	1	1	3	1	4	0.0	0.0	0/0	0	0	0
12/9	at New England	1	1	3	1	4	0.0	0.0	0/0	0	0	0
12/16	JACKSONVILLE	1	1	5	2	7	0.0	0.0	0/0	0	0	0
12/20	at St. Louis	1	1	2	1	3	0.0	0.0	0/0	1	0	0
12/30	at Baltimore	1	1	6	1	7	0.0	0.0	0/0	0	0	0
<b>SEASON TOTALS</b>		<b>16</b>	<b>16</b>	<b>67</b>	<b>13</b>	<b>80</b>	<b>8.5</b>	<b>58.5</b>	<b>1/20</b>	<b>2</b>	<b>6</b>	<b>3</b>

### POSTSEASON

1/5	JACKSONVILLE	1	1	4	4	8	1.5	11.0	0/0	3	0	0
<b>POSTSEASON TOTALS</b>		<b>1</b>	<b>1</b>	<b>4</b>	<b>4</b>	<b>8</b>	<b>1.5</b>	<b>11.0</b>	<b>0/0</b>	<b>3</b>	<b>0</b>	<b>0</b>

### Harrison's 2006 Game-by-Game Statistics

Date	Opponent	GP	GS	T	AT	TOT	Sacks	Yds	Int	PD	FF	FR
9/7	MIAMI	1	0	0	0	0	0.0	0.0	0/0	0	0	0
9/18	at Jacksonville	1	0	0	0	0	0.0	0.0	0/0	0	0	0
9/24	CINCINNATI	1	0	0	0	0	0.0	0.0	0/0	0	0	0
10/8	at San Diego	1	0	0	0	0	0.0	0.0	0/0	0	0	0
10/15	KANSAS CITY						INACTIVE					
10/22	at Atlanta						INACTIVE					
10/29	at Oakland						INACTIVE					
11/5	DENVER						INACTIVE					
11/12	NEW ORLEANS						INACTIVE					
11/19	at Cleveland	1	0	0	0	0	0.0	0.0	0/0	0	0	0
11/26	at Baltimore	1	0	0	0	0	0.0	0.0	0/0	0	0	0
12/3	TAMPA BAY	1	0	1	1	2	0.0	0.0	0/0	0	0	0



## Harrison's 2006 Game-by-Game Statistics (Continued)

Date	Opponent	GP	GS	T	AT	TOT	Sacks	Yds	Int/Yds	PD	FF	FR
12/7	CLEVELAND	1	0	0	0	0	0.0	0.0	0/0	0	0	0
12/17	at Carolina	1	0	0	1	1	0.0	0.0	0/0	0	0	0
12/24	BALTIMORE	1	0	0	2	2	0.0	0.0	0/0	0	0	0
12/31	at Cincinnati	1	1	3	0	3	0.0	0.0	0/0	0	0	0
<b>SEASON TOTALS</b>		<b>11</b>	<b>1</b>	<b>4</b>	<b>4</b>	<b>8</b>	<b>0.0</b>	<b>0.0</b>	<b>0/0</b>	<b>0</b>	<b>0</b>	<b>0</b>

## Harrison's 2005 Game-by-Game Statistics

Date	Opponent	GP	GS	T	AT	TOT	Sacks	Yds	Int/Yds	PD	FF	FR
9/11	TENNESSEE	1	0	2	0	2	0.0	0.0	0/0	0	0	0
9/18	at Houston	1	0	1	0	1	1.0	4.0	0/0	0	0	0
9/25	NEW ENGLAND	1	0	1	0	1	1.0	8.0	0/0	0	0	0
10/10	at San Diego	1	1	4	2	6	0.0	0.0	1/25	1	0	0
10/16	JACKSONVILLE	1	1	6	1	7	1.0	7.0	0/0	0	0	0
10/23	at Cincinnati	1	1	3	2	5	0.0	0.0	0/0	1	0	0
10/31	BALTIMORE	1	0	2	0	2	0.0	0.0	0/0	0	0	0
11/6	at Green Bay	1	0	1	0	1	0.0	0.0	0/0	0	0	0
11/13	CLEVELAND	1	0	1	1	2	0.0	0.0	0/0	0	0	0
11/20	at Baltimore	1	0	0	2	2	0.0	0.0	0/0	0	0	0
11/28	at Indianapolis	1	0	0	0	0	0.0	0.0	0/0	0	0	0
12/4	CINCINNATI	1	0	0	0	0	0.0	0.0	0/0	0	0	0
12/11	CHICAGO	1	0	0	0	0	0.0	0.0	0/0	0	0	0
12/18	at Minnesota	1	0	0	1	1	0.0	0.0	0/0	0	0	0
12/24	at Cleveland	1	0	0	0	0	0.0	0.0	0/0	0	0	0
1/1	DETROIT	1	0	0	0	0	0.0	0.0	0/0	0	0	0
<b>SEASON TOTALS</b>		<b>16</b>	<b>3</b>	<b>21</b>	<b>9</b>	<b>30</b>	<b>3.0</b>	<b>19.0</b>	<b>1/25</b>	<b>2</b>	<b>0</b>	<b>0</b>

## POSTSEASON

1/8	at Cincinnati	1	0	0	0	0	0.0	0.0	0/0	0	0	0
1/15	at Indianapolis						INACTIVE					
1/22	at Denver						INACTIVE					
2/5	vs. Seattle	1	0	0	0	0	0.0	0.0	0/0	0	0	0
<b>POSTSEASON TOTALS</b>		<b>2</b>	<b>0</b>	<b>0</b>	<b>0</b>	<b>0</b>	<b>0.0</b>	<b>0.0</b>	<b>0/0</b>	<b>0</b>	<b>0</b>	<b>0</b>

## Harrison's 2004 Game-by-Game Statistics

Date	Opponent	GP	GS	T	AT	TOT	Sacks	Yds	Int/Yds	PD	FF	FR
9/12	OKLAHOMA	1	0	0	0	0	0.0	0.0	0/0	0	0	0
9/19	at Baltimore	1	0	0	0	0	0.0	0.0	0/0	0	0	0
9/26	at Miami	1	0	0	0	0	0.0	0.0	0/0	0	0	0
10/3	CINCINNATI	1	0	0	0	0	0.0	0.0	0/0	0	0	0
10/10	CLEVELAND	1	0	0	0	0	0.0	0.0	0/0	0	0	0
10/17	at Dallas	1	0	0	0	0	0.0	0.0	0/0	0	0	0
10/31	NEW ENGLAND	1	0	0	0	0	0.0	0.0	0/0	0	0	0
11/7	PHILADELPHIA	1	0	0	0	0	0.0	0.0	0/0	0	0	0
11/14	at Cleveland	1	1	5	1	6	1.0	3.0	0/0	1	0	0
11/21	at Cincinnati	1	0	0	0	0	0.0	0.0	0/0	0	0	0
11/28	WASHINGTON	1	0	0	0	0	0.0	0.0	0/0	0	0	0
12/5	at Jacksonville	1	0	0	0	0	0.0	0.0	0/0	0	0	0
12/12	NEW YORK JETS	1	0	4	2	6	0.0	0.0	0/0	0	0	0
12/18	at New York Giants	1	1	2	3	5	0.0	0.0	0/0	1	0	0
12/26	BALTIMORE	1	1	4	1	5	0.0	0.0	0/0	2	0	0
1/2	at Buffalo	1	1	3	0	3	0.0	0.0	0/0	0	0	1
<b>SEASON TOTALS</b>		<b>16</b>	<b>4</b>	<b>18</b>	<b>7</b>	<b>25</b>	<b>1.0</b>	<b>3.0</b>	<b>0/0</b>	<b>4</b>	<b>0</b>	<b>1</b>

## POSTSEASON

1/15	NEW YORK JETS	1	0	0	0	0	0.0	0.0	0/0	0	0	0
1/23	NEW ENGLAND	1	0	0	0	0	0.0	0.0	0/0	0	0	0
<b>POSTSEASON TOTALS</b>		<b>2</b>	<b>0</b>	<b>0</b>	<b>0</b>	<b>0</b>	<b>0.0</b>	<b>0.0</b>	<b>0/0</b>	<b>0</b>	<b>0</b>	<b>0</b>

## James Harrison

## Harrison's Career Statistics

## REGULAR SEASON

Year	Team	GP	GS	T	AT	TOT	Sacks	Yds	Int/Yds	PD	FF	FR
2002	Pittsburgh	1	0	0	0	0	0.0	0.0	0/0	0	0	0
2003	Pittsburgh	0	0	0	0	0	0.0	0.0	0/0	0	0	0
2004	Pittsburgh	16	4	18	7	25	1.0	3.0	0/0	4	0	1
2005	Pittsburgh	16	3	21	9	30	3.0	19.0	1/25	2	0	0
2006	Pittsburgh	11	1	4	4	8	0.0	0.0	0/0	0	0	0
2007	Pittsburgh	16	16	67	13	80	8.5	58.5	1/20	2	6	3
2008	Pittsburgh	15	15	68	32	100	16.0	114.5	1/33	2	7	0
2009	Pittsburgh	16	16	53	20	73	10.0	62.0	0/0	2	5	2
2010	Pittsburgh	16	16	73	27	100	10.5	72.0	2/2	3	6	1
<b>NFL Totals</b>		<b>107</b>	<b>71</b>	<b>304</b>	<b>112</b>	<b>416</b>	<b>49.0</b>	<b>324.5</b>	<b>5/80</b>	<b>15</b>	<b>24</b>	<b>7</b>

**Special Teams Tackles (82):** 0 in 2002, 0 in '03, 25 in '04, 18 in '05, 15 in '06, 12 in '07, 12 in '08, 0 in '09 and 0 in '10.

**Additional Statistics:** Scored on a fumble recovery against Buffalo in 2004 and forced a fumble on special teams against Baltimore in 2007.

## POSTSEASON

Year	Team	GP	GS	T	AT	TOT	Sacks	Yds	Int/Yds	PD	FF	FR
2002	Pittsburgh	0	0	0	0	0	0.0	0.0	0/0	0	0	0
2004	Pittsburgh	2	0	0	0	0	0.0	0.0	0/0	0	0	0
2005	Pittsburgh	2	0	0	0	0	0.0	0.0	0/0	0	0	0
2007	Pittsburgh	1	1	4	4	8	1.5	11.0	0/0	3	0	0
2008	Pittsburgh	3	3	10	3	13	1.0	7.0	1/100	1	0	0
2010	Pittsburgh	3	3	10	5	15	4.0	27.0	0/0	2	0	0
<b>NFL Totals</b>		<b>11</b>	<b>7</b>	<b>24</b>	<b>12</b>	<b>36</b>	<b>6.5</b>	<b>45.0</b>	<b>1/100</b>	<b>6</b>	<b>0</b>	<b>0</b>

## TONY HILLS OT/OG

HEIGHT - 6-5

WEIGHT - 304

COLLEGE - Texas

BIRTHDATE - Nov. 4, 1984

BIRTHPLACE - Houston, Texas

HOW ACQUIRED - D4-'08 (#130)

NFL EXPERIENCE - 4th Year

66



PRO

**[5-0-1-0]:** Signed a one-year deal with the Steelers on July 29, 2011...originally drafted by the Steelers in the fourth round (130th overall) of the 2008 NFL Draft.

**2010 [4-0-1-0]:** Saw action on special teams and on the offensive line for four regular-season games...helped block for Steelers' rushers to gain 106 yards on the ground Week 2 at Tennessee...saw action on special teams for the first time in his postseason career in Super Bowl XLV...**9/12 vs. Atlanta:** Was inactive...**9/19 at Tennessee:** Saw action at offensive tackle...helped the Steelers' rushing attack gain 106 yards on the ground...**9/26 at Tampa Bay:** Was inactive...**10/3 vs. Baltimore:** Was inactive...**10/17 vs. Cleveland:** Was inactive...**10/24 at Miami:** Was inactive...**10/31 at New Orleans:** Was inactive...**11/8 at Cincinnati:** Was inactive...**11/14 vs. New England:** Saw action on the offensive line and on special teams...helped block for QB Ben Roethlisberger to throw for a sea-

son-high 387 yards and three touchdowns and for the offense to gain 425 yards...**11/21 vs. Oakland:** Was inactive...**11/28 at Buffalo:** Saw action on the offensive line and on special teams...helped block for RB Rashard Mendenhall to gain a season-high 151 yards rushing...helped block for Steelers' rushers to gain a season-high 206 yards rushing and for Roethlisberger to throw for 246 yards...helped block for a Steelers' offense that had 426 total yards...**12/5 at Baltimore:** Was inactive...**12/12 vs. Cincinnati:** Was inactive...**12/19 vs. N.Y. Jets:** Saw action on special teams...**12/23 vs. Carolina:** Was inactive...**1/2 at Cleveland:** Was inactive...**AFC Divisional Game 1/15 vs. Baltimore:** Was inactive...**AFC Championship Game 1/23 vs. N.Y. Jets:** Was inactive...**Super Bowl XLV 2/6 vs. Green Bay:** Saw action on special teams and on the offensive line for the first time in his post-season career.

**2009 [1-0]:** Made NFL debut against the Balti-



## Tony Hills

more Ravens as a special teams contributor...**9/10 vs. Tennessee:** Was inactive...**9/20 at Chicago:** Was inactive...**9/27 at Cincinnati:** Was inactive. **10/4 vs. San Diego:** Was inactive...**10/11 at Detroit:** Was inactive...**10/18 vs. Cleveland:** Was inactive...**10/25 vs. Minnesota:** Was inactive...**11/9 at Denver:** Was inactive...**11/15 vs. Cincinnati:** Was inactive...**11/22 at Kansas City:** Was inactive...**11/29 at Baltimore:** Played in his first game of his career as a contributor on special teams...**12/6 vs. Oakland:** Was inactive...**12/10 at Cleveland:** Was inactive...**12/20 vs. Green Bay:** Dressed but did not play...**12/27 vs. Baltimore:** Dressed but did not play...**1/3 at Miami:** Was inactive.

**2008 (0-0/0-0):** Was inactive for all 16 regular-season games and all three postseason games.

**COLLEGE** In 24 games starting at left offensive tackle, graded 83.2 percent for blocking consistency on 1,681 snaps...allowed just four quarterback sacks and seven pressures...majored in liberal arts. **2007:** Earned All-American first-team honors from the Walter Camp Foundation...member of the Lombardi Award and Outland Trophy watch lists...All-Big Twelve Conference first-team pick by the league's coaches and media...voted team captain and named to the American Airlines D.X. Bible Most Team Spirited squad...selected UT's Outstanding Offensive Linemen and received the D. Harold Byrd Leadership Award...Dr. Nasser Al-Rashid Strength & Conditioning Award recipient...started the team's first 11 games at the left offensive tackle position, grading 84.8 percent for blocking consistency, as he delivered 68 knockdowns with 10 touchdown-resulting blocks, as he allowed just one quarterback sack and three pressures. **2006:** All-Big Twelve Conference honorable mention...earned a spot on ESPN's All-Mayday

Team for being one of college football's "Toughest of the Tough"...recipient of the team's Most Improved Offensive Player Award...started all 13 games at left offensive tackle, grading 81.9 percent with 63 knockdowns and seven touchdown-resulting blocks. **2005:** Played in 11 games as the top reserve at left offensive tackle...was part of a line that helped Texas rank first in the nation in scoring offense (50.2 ppg.), second in rushing offense (274.9 ypg.) and third in total offense (512.1 ypg.). **2004:** Appeared in seven games on offense and special teams...competed for playing time as the primary backup at left tackle...helped the offensive line clear the way for Texas to rank second in the nation in rushing (299.2 ypg.), seventh in total offense (464.4 ypg.) and 18th in scoring (35.3 ppg.). **2003:** Was granted a medical hardship, spending the season recovering from 2003 knee surgery.

**PERSONAL** Attended Alief Elsik High School (Houston, Texas)...three-year starter as a tight end...twice earned All-Greater Houston and All-District honors...Parade All-America selection who added Class 5A third-team All-State recognition as a senior...second-team all-state choice during his junior campaign...averaged 17.9 yards on 28 receptions his final two seasons...as a senior, caught 15 passes for 275 yards for a team that reached the 5A Division I semifinals, but sustained a serious left knee injury in the first half of that contest...totaled 13 receptions for 227 yards and a touchdown as a junior...before giving up basketball prior to his freshman year, had earned a spot on the U.S. Junior National team...active in Houston community service projects through his church and performed volunteer work with children...son of Mary Lemons and Michael Hills...Full name: Anthony Tramaine Hills.

## CHRIS HOKE NT

HEIGHT - 6-2

WEIGHT - 305

COLLEGE - Brigham Young

BIRTHDATE - April 6, 1976

BIRTHPLACE - Long Beach, Calif.

HOW ACQUIRED - FA-D1

NFL EXPERIENCE - 10th Year

76



## PRO

**[108-16/13-2]:** Re-signed a one-year deal with the Steelers on August 4, 2011...Signed a four-year contract during the 2007 offseason to keep him with the team through 2010...re-signed with the Steelers (two-year extension) on June 9, 2005...re-signed as a restricted free agent with the Steelers on March

18, 2004...released by the Steelers on November 21, 2002...signed to the Steelers' offseason roster on February 5, 2002...released by the Steelers on December 21, 2001...originally signed with the Steelers as an undrafted rookie free agent following the 2001 NFL Draft.

**2010 [15-1/3-0]:** Saw action on the defensive line for 15 regular-season games, starting one of them

## Chris Hoke

in place of injured NT Casey Hampton...finished with nine tackles, eight QB pressures and recorded his first career fumble recovery...was part of a defense that held opponents to an NFL-best and Steelers' team-record 62.8 rushing yards per game...saw action in all three postseason contests, adding one tackle...**9/12 vs. Atlanta:** Had one QB hurry...was a part of the defense that limited the Falcons to only 58 yards rushing...**9/19 at Tennessee:** Made his 16th career start at nose tackle in place of the injured Casey Hampton...had one tackle...had one QB pressure...recovered his first career fumble...was part of a defense that held the Titans to only 46 yards rushing and forced six Tennessee turnovers...**9/26 at Tampa Bay:** Had one tackle...had three QB pressures...was part of a defense that limited the Buccaneers to only 75 yards rushing...**10/3 vs. Baltimore:** Was inactive due to a knee injury...**10/17 vs. Cleveland:** Had one quarterback pressure...did not have any tackles...was part of a defense that had five sacks and limited the Browns to 70 yards rushing...**10/24 at Miami:** Played in his 98th career game on the defensive line...did not have any tackles...was part of a defense that held Miami to only 64 yards rushing...**10/31 at New Orleans:** Saw action on the defensive line for the 99th game in his career...had one tackle...was part of a defense that held the Saints to 30 yards rushing, had two sacks and forced two turnovers...**11/8 at Cincinnati:** Played in his 100th career game on the defensive line...was part of a defense that held the Bengals to 54 yards rushing and had four sacks...**11/14 vs. New England:** Had two tackles...**11/21 vs. Oakland:** Had one QB pressure...was part of a defense that held the Raiders to 61 yards rushing, had six sacks and forced three Oakland turnovers...**11/28 at Buffalo:** Had one tackle...had one QB pressure...**12/5 at Baltimore:** Saw action on the defensive line and on special teams...**12/12 vs. Cincinnati:** Saw action on the defensive line...was part of a defense that held the Bengals to 34 yards rushing and had three sacks...**12/19 vs. N.Y. Jets:** Saw action on the defensive line and on special teams...**12/23 vs. Carolina:** Saw action on special teams and on the defensive line...had one tackle...was part of a defense that held the Panthers to 119 total yards...**1/2 at Cleveland:** Saw action on special teams and on the defensive line...had one tackle and one QB pressure...was part of a defense that held the Browns to 43 yards rushing...**AFC Divisional Game 1/15 vs. Baltimore:** Saw action on the defensive line and on special teams in his 11th career playoff game...had one tackle...was part of a defense that held the Ravens to 35 yards rushing and forced three turnovers...**AFC Champion-**

**ship Game 1/23 vs. N.Y. Jets:** Saw action on special teams and on the defensive line...**Super Bowl XLV 2/6 vs. Green Bay:** Played on special teams and on the defensive line.

**2009 (16-0):** Played in all 16 games as a reserve NT...**9/10 vs. Tennessee:** Played in his 53rd consecutive game...finished with three tackles (two solo)...**9/20 at Chicago:** Played in his 54th consecutive game as a reserve at NT...**9/27 at Cincinnati:** Played in his 80th career game as a reserve at NT...**10/4 vs. San Diego:** Played in his 81st career game as a reserve at NT...**10/11 at Detroit:** Played in his 82nd career game as a reserve NT...**10/18 vs. Cleveland:** Played in his 83rd career game as a reserve NT...**10/25 vs. Minnesota:** Played in his 84th career game as a reserve NT...recorded one solo tackle, one pressure and one QB hit...**11/9 at Denver:** Played in his 85th career game as a reserve NT...**11/15 vs. Cincinnati:** Played in his 86th career game as a reserve NT...**11/22 at Kansas City:** Played in his 87th career game as a reserve NT...**11/29 at Baltimore:** Played in his 88th career game as a reserve NT...**12/6 vs. Oakland:** Played in his 89th career game as a reserve NT...**12/10 at Cleveland:** Played in his 90th career game as a reserve NT...**12/20 vs. Green Bay:** Played in his 91st career game as a reserve NT...**12/27 vs. Baltimore:** Played in his 92nd career game as a reserve NT...**1/3 at Miami:** Played in his 93rd career game as a reserve NT.

**2008 (16-3/3-0):** Played in all 16 regular-season games for the third consecutive season, making three starts...finished with 18 tackles (14 solo) and one sack...played in all three postseason games as a reserve at NT...**9/7 vs. Houston:** Played in his 37th consecutive game as a reserve at NT and helped the Steelers limit the Texans to 75 yards on 20 carries (3.8 avg.)...**9/14 at Cleveland:** Played in his 38th consecutive game as a reserve at NT and helped the Steelers limit the Browns to only 208 net offensive yards on 59 plays (3.5 avg.)...**9/21 at Philadelphia:** Played in his 39th consecutive game at NT and recorded his first three tackles of the season while seeing increased playing time with Casey Hampton leaving the game early due to injury...**9/29 vs. Baltimore:** Made his 13th career start at NT...recorded three tackles (two solo) and had two QB pressures...**10/5 at Jacksonville:** Made his 2nd consecutive start at NT...finished with two solo tackles and one QB pressure...**10/19 at Cincinnati:** Made his 3rd consecutive start at NT...finished with two tackles (one solo) and one QB pressure...**10/26 vs. New York Giants:** Played in his



43rd consecutive game as a reserve at NT...helped limit New York to 83 yards rushing on 35 attempts (2.4 avg.)...**11/3 at Washington:** Played in his 44th consecutive game as a reserve at NT...finished with one solo tackle...**11/9 vs. Indianapolis:** Played in his 70th career game...had one solo tackle...**11/16 vs. San Diego:** Played in his 46th consecutive game as a reserve at NT...helped limit the Chargers to 66 rushing yards on 22 attempts (3.0 avg.)...**11/20 vs. Cincinnati:** Played in his 47th consecutive game as a reserve at NT...finished with one solo tackle and one QB pressure...**11/30 at New England:** Played in his 48th consecutive game as a reserve at NT...finished with three tackles (two solo)...**12/7 vs. Dallas:** Played in his 49th consecutive game as a reserve at NT...had one QB pressure...**12/14 at Baltimore:** Played in his 75th career game as a reserve at NT...**12/21 at Tennessee:** Played in his 51st consecutive game as a reserve at NT...finished with one assisted tackle...**12/28 vs. Cleveland:** Played in his 52nd consecutive game...recorded his first sack of the season...**AFC Divisional Game 1/11 vs. San Diego:** Played in his eighth consecutive postseason game as a reserve at NT...**AFC Championship Game 1/18 vs. Baltimore:** Played in his ninth consecutive postseason game as a reserve at NT...**Super Bowl XLIII 2/1 vs. Arizona:** Played in his 10th consecutive postseason game as a reserve at NT.

**2007 (16-1-0):** Appeared in all 16 games for the second straight year...made only start of season in place of injured Casey Hampton in Week 5 win over Seattle...recorded five tackles and 0.5 sacks as a backup NT...made one tackle in the playoff loss to Jacksonville...**9/9 at Cleveland:** Saw action as the back-up NT and had one-half sack for a loss of five yards...was also credited with two quarterback pressures...part of a defense that allowed 46 rushing yards in the game...**9/16 vs. Buffalo:** Saw action on seven plays but did not record a tackle...**9/23 vs. San Francisco:** Saw limited action at NT and did not register a tackle...**9/30 at Arizona:** Saw limited action and registered one solo tackle...**10/7 vs. Seattle:** Played in his 49th game with the Steelers and had the 12th start of his career, due to Casey Hampton's hamstring injury...had one tackle and was part of a defensive unit that allowed only 144 total yards, 38 rushing yards, 106 passing yards and only eight first downs...**10/21 at Denver:** Saw action in his 50th game with the Steelers and registered two tackles (one solo)...part of a defensive unit that allowed Denver running backs to gain only 54 rushing yards...**10/28 at Cincinnati:** Saw limited action at NT and did not register a tackle...**11/5**

**vs. Baltimore:** Saw extensive action at NT but did not register a tackle...part of a defensive unit that allowed the Ravens only 104 total yards, with 64 coming on the ground and 40 yards by air...the Baltimore offense managed only five first downs all night...**11/11 vs. Cleveland:** Saw limited action at NT and did not register a tackle...part of a defensive unit that allowed only 163 total yards, including 40 rushing and 123 passing yards...**11/18 at New York Jets:** Played in his 30th consecutive game but saw limited action at NT...did not manage a tackle...**11/26 vs. Miami:** Saw extensive action at NT for the 31st consecutive game...did not manage a tackle but was part of a defense that gave up only 159 total yards, including 49 rushing, 110 passing and only nine first downs...**12/2 vs. Cincinnati:** Saw limited action on defense and did not record a tackle...**12/9 at New England:** Saw limited action on defense in his 33rd consecutive game played...**12/16 vs. Jacksonville:** Saw action in his 34th consecutive game but did not register a tackle...**12/20 at St. Louis:** Saw action in his 35th consecutive game...did not register a tackle...**12/30 at Baltimore:** Played in his 60th career and 36th consecutive game but did not register a tackle...**AFC Wild Card Game 1/5 vs. Jacksonville:** Saw action in his seventh consecutive playoff game and finished with one tackle.

**2006 (16-1-1):** Played primarily as a backup but made a start at NT in place of the injured Casey Hampton...finished the season with 10 tackles, including one tackle for loss...**9/7 vs. Miami:** Logged five snaps at NT but did not record a tackle...**9/18 at Jacksonville:** Saw action on defense and registered one solo tackle...**9/24 vs. Cincinnati:** Logged three defensive snaps...**10/8 at San Diego:** Did not record a tackle...**10/15 vs. Kansas City:** Recorded a solo tackle...**10/22 at Atlanta:** Recorded three tackles (two solo) and one quarterback hurry/pressure...**10/29 at Oakland:** Started at NT for the first time of the season...finished with two solo tackles...**11/5 vs. Denver:** Logged six snaps...**11/12 vs. New Orleans:** Recorded one quarterback hurry/pressure...**11/19 at Cleveland:** Recorded one solo tackle...**11/26 at Baltimore:** Recorded one solo tackle...dropped Jamal Lewis for a two-yard loss...**12/3 vs. Tampa Bay:** Saw action on defense for 10 snaps...**12/7 vs. Cleveland:** Played on special teams...**12/17 at Carolina:** Logged nine snaps...**12/24 vs. Baltimore:** Collected one tackle...**12/31 at Cincinnati:** Logged two plays.

**2005 (15-0-4-0):** Saw action in 15 games (inactive Week 12 at Indianapolis)...finished the season with five tackles (three solo)...**9/11 vs. Tennessee:**

## Chris Hoke

Recorded one solo tackle...**9/18 at Houston**: Played 10 defensive snaps as a reserve...**9/25 vs. New England**: Logged seven snaps...**10/10 at San Diego**: Saw action as a reserve...had one assisted tackle...**10/16 vs. Jacksonville**: Logged seven plays...**10/23 at Cincinnati**: Saw limited action as a reserve and on special teams...finished with two solo special teams tackles...**10/31 vs. Baltimore**: Saw action on eight snaps and on special teams...**11/6 at Green Bay**: Recorded one solo tackle...**11/13 vs. Cleveland**: Registered a quarterback hurry/pressure...**11/20 at Baltimore**: Recorded one solo tackle...**11/28 at Indianapolis**: Was inactive for the first game all season (coach's decision)...**12/4 vs. Cincinnati**: Saw action on special teams...**12/11 vs. Chicago**: Logged five defensive plays but did not record a tackle...**12/18 at Minnesota**: Saw action on special teams but did not record a tackle...**12/24 at Cleveland**: Recorded one tackle...**1/1 vs. Detroit**: Saw action as a reserve defensive lineman...recorded one quarterback hurry/pressure...**AFC Wild Card Game 1/8 at Cincinnati**: Recorded two tackles (one solo) and one QB sack while playing as a reserve NT...**AFC Divisional Game 1/15 at Indianapolis**: Played as a reserve NT but did not record a tackle...**AFC Championship Game 1/22 at Denver**: Saw action as a reserve NT...recorded one solo tackle...**Super Bowl XL 2/5 vs. Seattle**: Saw action as a reserve NT...recorded one solo tackle.

**2004 (14-10/2-2)**: Filled in for Casey Hampton and performed superbly...started the final 10 regular season games when Hampton was lost for the year due to a season ending knee injury suffered in the Oct. 17 Dallas game...followed the regular season with a strong postseason...**9/26 at Miami**: Was active for the first time and played two defensive snaps...**10/3 vs. Cincinnati**: Played five defensive snaps...**10/10 vs. Cleveland**: Was credited with one quarterback hurry/pressure...**10/17 at Dallas**: Was credited with one quarterback hurry/pressure...**10/31 vs. New England**: Made his first pro start and performed well...registered one tackle...also was credited with a quarterback hurry/pressure...**11/7 vs. Philadelphia**: Was credited with one assist and a team-high three quarterback hurries/pressures...**11/14 at Cleveland**: Registered his first career sack...finished with four total tackles (all solo)...**11/21 at Cincinnati**: Made his fourth straight start...recorded one solo tackle...**11/28 vs. Washington**: Finished with three total tackles (two solo)...was credited with two quarterback hurries/pressures...**12/5 at Jacksonville**: Recorded his second sack of the season...finished with six total

tackles (four solo)...**12/12 vs. New York Jets**: Finished with four total tackles (two solo)...**12/18 at New York Giants**: Registered three total tackles (two solo)...**12/26 vs. Baltimore**: Registered two solo tackles...also was credited with a quarterback hurry/pressure...**1/2 at Buffalo**: Recorded two solo tackles...also was credited with two quarterback hurries/pressures...**AFC Divisional Game 1/15 vs. New York Jets**: Played in the first postseason action of his career and came up big with his first sack (three yards)...finished with five total tackles (two solo)...**AFC Championship Game 1/23 vs. New England**: Was credited with one assist.

**2003 (0-0)**: Was inactive for all 16 games in 2003.

**2002 (0-0)**: Dressed for two games (Games 3 and 4) but did not play...was inactive for the 13 other games...spent one game on the practice squad when he was placed there Nov. 23, 2002, to make room for safety Erik Totten.

**2001 (0-0)**: Was inactive for the first 14 weeks of the season...was released Dec. 22 to make room for the activation of running back R.J. Bowers...was placed on the team's practice squad Dec. 25 for the remainder of the season.

## COLLEGE

**2000**: Finished fourth on team with 51 tackles (25 solo), which tied a career high...registered five sacks and 15 tackles for losses...recovered one fumble. **1999**: Set a career high with 51 tackles (27 solo), including 13 tackles for a loss...recorded six sacks...named Academic All-Mountain West Conference. **1998**: Registered 37 tackles (30 solo) and five tackles for a loss...registered three sacks and five quarterback pressures...helped Cougars defense lead the Western Athletic Conference in total and rushing defense. **1997**: Played entire season as a backup after spending previous two years on an LDS mission to Brussels, Belgium...registered two tackles. **1994**: Redshirted...majored in communications.

## PERSONAL

Lettered three times in football at Foothill High (Santa Ana, Calif.)...team went undefeated and was a CIF quarterfinalist during senior year...named league defensive player of the year...named first-team All-CIF twice, All-Orange County twice and all-league three times...lettered three times in track...was three-time league champion in the shot put...married (Jaimee)...has three sons, Cade (9), Nathan (7) and Lincoln (3), and one daughter, Chloe (5)...is the son of Ed and Kim Hoke and Frank and Cathy Winger...Full name: Chris Hoke.



## Hoke's 2010 Game-by-Game Statistics

Date	Opponent	GP	GS	T	AT	TOT	Sacks	Yds	Int/Yds	PD	FF	FR
9/12	ATLANTA	1	0	0	0	0	0.0	0.0	0/0	0	0	0
9/19	at Tennessee	1	1	1	0	1	0.0	0.0	0/0	0	0	1
9/26	at Tampa Bay	1	0	1	0	1	0.0	0.0	0/0	0	0	0
10/3	BALTIMORE						INACTIVE					
10/17	CLEVELAND	1	0	0	0	0	0.0	0.0	0/0	0	0	0
10/24	at Miami	1	0	0	0	0	0.0	0.0	0/0	0	0	0
10/31	at New Orleans	1	0	1	0	1	0.0	0.0	0/0	0	0	0
11/8	at Cincinnati	1	0	0	0	0	0.0	0.0	0/0	0	0	0
11/14	NEW ENGLAND	1	0	1	1	2	0.0	0.0	0/0	0	0	0
11/21	OAKLAND	1	0	1	0	1	0.0	0.0	0/0	0	0	0
11/28	at Buffalo	1	0	0	1	1	0.0	0.0	0/0	0	0	0
12/5	at Baltimore	1	0	0	0	0	0.0	0.0	0/0	0	0	0
12/12	CINCINNATI	1	0	0	0	0	0.0	0.0	0/0	0	0	0
12/19	N.Y. JETS	1	0	0	0	0	0.0	0.0	0/0	0	0	0
12/23	CAROLINA	1	0	1	0	1	0.0	0.0	0/0	0	0	0
1/2	at Cleveland	1	0	1	0	1	0.0	0.0	0/0	0	0	0
<b>SEASON TOTALS</b>		<b>15</b>	<b>1</b>	<b>7</b>	<b>2</b>	<b>9</b>	<b>0.0</b>	<b>0.0</b>	<b>0/0</b>	<b>0</b>	<b>0</b>	<b>1</b>

## POSTSEASON

1/15	BALTIMORE	1	0	1	0	1	0.0	0.0	0/0	0	0	0
1/23	N.Y. JETS	1	0	0	0	0	0.0	0.0	0/0	0	0	0
2/6	vs. Green Bay	1	0	0	0	0	0.0	0.0	0/0	0	0	0
<b>POSTSEASON TOTALS</b>		<b>3</b>	<b>0</b>	<b>1</b>	<b>0</b>	<b>1</b>	<b>0.0</b>	<b>0.0</b>	<b>0/0</b>	<b>0</b>	<b>0</b>	<b>0</b>

## Hoke's 2009 Game-by-Game Statistics

Date	Opponent	GP	GS	T	AT	TOT	Sacks	Yds	Int/Yds	PD	FF	FR
9/10	TENNESSEE	1	0	2	1	3	0.0	0.0	0/0	0	0	0
9/20	at Chicago	1	0	0	0	0	0.0	0.0	0/0	0	0	0
9/27	at Cincinnati	1	0	0	0	0	0.0	0.0	0/0	0	0	0
10/4	SAN DIEGO	1	0	0	0	0	0.0	0.0	0/0	0	0	0
10/11	at Detroit	1	0	0	0	0	0.0	0.0	0/0	0	0	0
10/18	CLEVELAND	1	0	0	0	0	0.0	0.0	0/0	0	0	0
10/25	MINNESOTA	1	0	1	0	1	0.0	0.0	0/0	0	0	0
11/9	at Denver	1	0	0	0	0	0.0	0.0	0/0	0	0	0
11/15	CINCINNATI	1	0	0	0	0	0.0	0.0	0/0	0	0	0
11/22	at Kansas City	1	0	0	0	0	0.0	0.0	0/0	0	0	0
11/29	at Baltimore	1	0	0	0	0	0.0	0.0	0/0	0	0	0
12/6	OAKLAND	1	0	0	0	0	0.0	0.0	0/0	0	0	0
12/10	at Cleveland	1	0	0	0	0	0.0	0.0	0/0	0	0	0
12/20	GREEN BAY	1	0	0	0	0	0.0	0.0	0/0	0	0	0
12/27	BALTIMORE	1	0	0	0	0	0.0	0.0	0/0	0	0	0
1/3	at Miami	1	0	0	0	0	0.0	0.0	0/0	0	0	0
<b>SEASON TOTALS</b>		<b>16</b>	<b>0</b>	<b>3</b>	<b>1</b>	<b>4</b>	<b>0.0</b>	<b>0.0</b>	<b>0/0</b>	<b>0</b>	<b>0</b>	<b>0</b>

## Hoke's 2008 Game-by-Game Statistics

Date	Opponent	GP	GS	T	AT	TOT	Sacks	Yds	Int/Yds	PD	FF	FR
9/7	HOUSTON	1	0	0	0	0	0.0	0.0	0/0	0	0	0
9/14	at Cleveland	1	0	0	0	0	0.0	0.0	0/0	0	0	0
9/21	at Philadelphia	1	0	3	0	3	0.0	0.0	0/0	0	0	0
9/29	BALTIMORE	1	1	2	1	3	0.0	0.0	0/0	0	0	0
10/5	at Jacksonville	1	1	2	0	2	0.0	0.0	0/0	0	0	0
10/19	at Cincinnati	1	1	1	1	2	0.0	0.0	0/0	0	0	0
10/26	NEW YORK GIANTS	1	0	0	0	0	0.0	0.0	0/0	0	0	0
11/3	at Washington	1	0	1	0	1	0.0	0.0	0/0	0	0	0
11/9	INDIANAPOLIS	1	0	1	0	1	0.0	0.0	0/0	0	0	0
11/16	SAN DIEGO	1	0	0	0	0	0.0	0.0	0/0	0	0	0
11/20	CINCINNATI	1	0	1	0	1	0.0	0.0	0/0	0	0	0
11/30	at New England	1	0	2	1	3	0.0	0.0	0/0	0	0	0
12/7	DALLAS	1	0	0	0	0	0.0	0.0	0/0	0	0	0
12/14	at Baltimore	1	0	0	0	0	0.0	0.0	0/0	0	0	0
12/21	at Tennessee	1	0	0	1	1	0.0	0.0	0/0	0	0	0
12/28	CLEVELAND	1	0	1	0	1	1.0	3.0	0/0	0	0	0
<b>SEASON TOTALS</b>		<b>16</b>	<b>3</b>	<b>14</b>	<b>4</b>	<b>18</b>	<b>1.0</b>	<b>3.0</b>	<b>0/0</b>	<b>0</b>	<b>0</b>	<b>0</b>

## Chris Hoke

## Hoke's 2008 Game-by-Game Statistics (Continued)

## POSTSEASON

Date	Opponent	GP	GS	T	AT	TOT	Sacks	Yds	Int	PD	FF	FR
1/11	SAN DIEGO	1	0	0	0	0	0.0	0.0	0/0	0	0	0
1/18	BALTIMORE	1	0	0	0	0	0.0	0.0	0/0	0	0	0
2/1	vs. Arizona	1	0	0	0	0	0.0	0.0	0/0	0	0	0
POSTSEASON TOTALS		3	0	0	0	0	0.0	0.0	0/0	0	0	0

## Hoke's 2007 Game-by-Game Statistics

Date	Opponent	GP	GS	T	AT	TOT	Sacks	Yds	Int	PD	FF	FR
9/9	at Cleveland	1	0	0	1	1	0.5	5.0	0/0	0	0	0
9/16	BUFFALO	1	0	0	0	0	0.0	0.0	0/0	0	0	0
9/23	SAN FRANCISCO	1	0	0	0	0	0.0	0.0	0/0	0	0	0
9/30	at Arizona	1	0	1	0	1	0.0	0.0	0/0	0	0	0
10/7	SEATTLE	1	1	0	1	1	0.0	0.0	0/0	0	0	0
10/21	at Denver	1	0	1	1	2	0.0	0.0	0/0	0	0	0
10/28	at Cincinnati	1	0	0	0	0	0.0	0.0	0/0	0	0	0
11/5	BALTIMORE	1	0	0	0	0	0.0	0.0	0/0	0	0	0
11/11	CLEVELAND	1	0	0	0	0	0.0	0.0	0/0	0	0	0
11/18	at New York Jets	1	0	0	0	0	0.0	0.0	0/0	0	0	0
11/26	MIAMI	1	0	0	0	0	0.0	0.0	0/0	0	0	0
12/2	CINCINNATI	1	0	0	0	0	0.0	0.0	0/0	0	0	0
12/9	at New England	1	0	0	0	0	0.0	0.0	0/0	0	0	0
12/16	JACKSONVILLE	1	0	0	0	0	0.0	0.0	0/0	0	0	0
12/20	at St. Louis	1	0	0	0	0	0.0	0.0	0/0	0	0	0
12/30	at Baltimore	1	0	0	0	0	0.0	0.0	0/0	0	0	0
SEASON TOTALS		16	1	2	3	5	0.5	5.0	0/0	0	0	0

## POSTSEASON

1/5	JACKSONVILLE	1	0	0	1	1	0.0	0.0	0/0	0	0	0
POSTSEASON TOTALS		1	0	0	1	1	0.0	0.0	0/0	0	0	0

## Hoke's 2006 Game-by-Game Statistics

Date	Opponent	GP	GS	T	AT	TOT	Sacks	Yds	Int	PD	FF	FR
9/7	MIAMI	1	0	0	0	0	0.0	0.0	0/0	0	0	0
9/18	at Jacksonville	1	0	1	0	1	0.0	0.0	0/0	0	0	0
9/24	CINCINNATI	1	0	0	0	0	0.0	0.0	0/0	0	0	0
10/8	at San Diego	1	0	0	0	0	0.0	0.0	0/0	0	0	0
10/15	KANSAS CITY	1	0	1	0	1	0.0	0.0	0/0	0	0	0
10/22	at Atlanta	1	0	2	1	3	0.0	0.0	0/0	0	0	0
10/29	at Oakland	1	1	2	0	2	0.0	0.0	0/0	0	0	0
11/5	DENVER	1	0	0	0	0	0.0	0.0	0/0	0	0	0
11/12	NEW ORLEANS	1	0	0	0	0	0.0	0.0	0/0	0	0	0
11/19	at Cleveland	1	0	1	0	1	0.0	0.0	0/0	0	0	0
11/26	at Baltimore	1	0	1	0	1	0.0	0.0	0/0	0	0	0
12/3	TAMPA BAY	1	0	0	0	0	0.0	0.0	0/0	0	0	0
12/7	CLEVELAND	1	0	0	0	0	0.0	0.0	0/0	0	0	0
12/17	at Carolina	1	0	0	0	0	0.0	0.0	0/0	0	0	0
12/24	BALTIMORE	1	0	0	1	1	0.0	0.0	0/0	0	0	0
12/31	at Cincinnati	1	0	0	0	0	0.0	0.0	0/0	0	0	0
SEASON TOTALS		16	1	8	2	10	0.0	0.0	0/0	0	0	0

## Hoke's 2005 Game-by-Game Statistics

Date	Opponent	GP	GS	T	AT	TOT	Sacks	Yds	Int	PD	FF	FR	
9/11	TENNESSEE	1	0	1	0	1	0.0	0.0	0/0	0	0	0	
9/18	at Houston	1	0	0	0	0	0.0	0.0	0/0	0	0	0	
9/25	NEW ENGLAND	1	0	0	0	0	0.0	0.0	0/0	0	0	0	
10/10	at San Diego	1	0	0	1	1	0.0	0.0	0/0	0	0	0	
10/16	JACKSONVILLE	1	0	0	0	0	0.0	0.0	0/0	0	0	0	
10/23	at Cincinnati	1	0	0	0	0	0.0	0.0	0/0	0	0	0	
10/31	BALTIMORE	1	0	0	0	0	0.0	0.0	0/0	0	0	0	
11/6	at Green Bay	1	0	1	0	1	0.0	0.0	0/0	0	0	0	
11/13	CLEVELAND	1	0	0	0	0	0.0	0.0	0/0	0	0	0	
11/20	at Baltimore	1	0	1	0	1	0.0	0.0	0/0	0	0	0	
11/28	at Indianapolis	INACTIVE											
12/4	CINCINNATI	1	0	0	0	0	0.0	0.0	0/0	0	0	0	



## Hoke's 2005 Game-by-Game Statistics (Continued)

Date	Opponent	GP	GS	T	AT	TOT	Sacks	Yds	Int	PD	FF	FR
12/11	CHICAGO	1	0	0	0	0	0.0	0.0	0/0	0	0	0
12/18	at Minnesota	1	0	0	0	0	0.0	0.0	0/0	0	0	0
12/24	at Cleveland	1	0	0	1	1	0.0	0.0	0/0	0	0	0
1/1	DETROIT	1	0	0	0	0	0.0	0.0	0/0	0	0	0
<b>SEASON TOTALS</b>		<b>15</b>	<b>0</b>	<b>3</b>	<b>2</b>	<b>5</b>	<b>0.0</b>	<b>0.0</b>	<b>0/0</b>	<b>0</b>	<b>0</b>	<b>0</b>

## POSTSEASON

1/8	at Cincinnati	1	0	1	1	2	1.0	2.0	0/0	0	0	0
1/15	at Indianapolis	1	0	0	0	0	0.0	0.0	0/0	0	0	0
1/22	at Denver	1	0	1	0	1	0.0	0.0	0/0	0	0	0
2/5	vs. Seattle	1	0	1	0	1	0.0	0.0	0/0	0	0	0
<b>POSTSEASON TOTALS</b>		<b>4</b>	<b>0</b>	<b>3</b>	<b>1</b>	<b>4</b>	<b>1.0</b>	<b>2.0</b>	<b>0/0</b>	<b>0</b>	<b>0</b>	<b>0</b>

## Hoke's 2004 Game-by-Game Statistics

Date	Opponent	GP	GS	T	AT	TOT	Sacks	Yds	Int	PD	FF	FR
9/12	OAKLAND						INACTIVE					
9/19	at Baltimore						INACTIVE					
9/26	at Miami	1	0	0	0	0	0.0	0.0	0/0	0	0	0
10/3	CINCINNATI	1	0	0	0	0	0.0	0.0	0/0	0	0	0
10/10	CLEVELAND	1	0	0	0	0	0.0	0.0	0/0	0	0	0
10/17	at Dallas	1	0	0	0	0	0.0	0.0	0/0	0	0	0
10/31	NEW ENGLAND	1	1	1	0	1	0.0	0.0	0/0	0	0	0
11/7	PHILADELPHIA	1	1	0	1	1	0.0	0.0	0/0	0	0	0
11/14	at Cleveland	1	1	4	0	4	1.0	6.0	0/0	0	0	0
11/21	at Cincinnati	1	1	1	0	1	0.0	0.0	0/0	0	0	0
11/28	WASHINGTON	1	1	2	1	3	0.0	0.0	0/0	0	0	0
12/5	at Jacksonville	1	1	4	2	6	1.0	4.0	0/0	0	0	0
12/12	NEW YORK JETS	1	1	2	2	4	0.0	0.0	0/0	0	0	0
12/18	at New York Giants	1	1	2	1	3	0.0	0.0	0/0	0	0	0
12/26	BALTIMORE	1	1	2	0	2	0.0	0.0	0/0	0	0	0
1/2	at Buffalo	1	1	2	0	2	0.0	0.0	0/0	0	0	0
<b>SEASON TOTALS</b>		<b>14</b>	<b>10</b>	<b>20</b>	<b>7</b>	<b>27</b>	<b>2.0</b>	<b>10.0</b>	<b>0/0</b>	<b>0</b>	<b>0</b>	<b>0</b>

## POSTSEASON

1/15	NEW YORK JETS	1	1	2	3	5	1.0	3.0	0/0	0	0	0
1/23	NEW ENGLAND	1	1	0	1	1	0.0	0.0	0/0	0	0	0
<b>POSTSEASON TOTALS</b>		<b>2</b>	<b>2</b>	<b>2</b>	<b>4</b>	<b>6</b>	<b>1.0</b>	<b>3.0</b>	<b>0/0</b>	<b>0</b>	<b>0</b>	<b>0</b>

## Hoke's Career Statistics

## REGULAR SEASON

Year	Team	GP	GS	T	AT	TOT	Sacks	Yds	Int	PD	FF	FR
2001	Pittsburgh	0	0	0	0	0	0.0	0.0	0/0	0	0	0
2002	Pittsburgh	0	0	0	0	0	0.0	0.0	0/0	0	0	0
2003	Pittsburgh	0	0	0	0	0	0.0	0.0	0/0	0	0	0
2004	Pittsburgh	14	10	20	7	27	2.0	10.0	0/0	0	0	0
2005	Pittsburgh	15	0	3	2	5	0.0	0.0	0/0	0	0	0
2006	Pittsburgh	16	1	8	2	10	0.0	0.0	0/0	0	0	0
2007	Pittsburgh	16	1	2	3	5	0.5	5.0	0/0	0	0	0
2008	Pittsburgh	16	3	14	4	18	1.0	3.0	0/0	0	0	0
2009	Pittsburgh	16	0	3	1	4	0.0	0.0	0/0	0	0	0
2010	Pittsburgh	15	1	7	2	9	0.0	0.0	0/0	0	0	1
<b>NFL Totals</b>		<b>108</b>	<b>16</b>	<b>56</b>	<b>21</b>	<b>77</b>	<b>3.5</b>	<b>18.0</b>	<b>0/0</b>	<b>0</b>	<b>0</b>	<b>1</b>

Special Teams Tackles (2): 0 in '00, 0 in '01, 0 in '02, 0 in '03, 0 in '04, 2 in '05, 0 in '06, 0 in '07, 0 in '08, 0 in '09 and 0 in '10.

## POSTSEASON

Year	Team	GP	GS	T	AT	TOT	Sacks	Yds	Int	PD	FF	FR
2001	Pittsburgh	0	0	0	0	0	0.0	0.0	0/0	0	0	0
2002	Pittsburgh	0	0	0	0	0	0.0	0.0	0/0	0	0	0
2004	Pittsburgh	2	2	2	4	6	1.0	3.0	0/0	0	0	0
2005	Pittsburgh	4	0	3	1	4	1.0	2.0	0/0	0	0	0
2007	Pittsburgh	1	0	0	1	1	0.0	0.0	0/0	0	0	0
2008	Pittsburgh	3	0	0	0	0	0.0	0.0	0/0	0	0	0
2010	Pittsburgh	3	0	1	0	1	0.0	0.0	0/0	0	0	0
<b>NFL Totals</b>		<b>13</b>	<b>2</b>	<b>6</b>	<b>6</b>	<b>12</b>	<b>2.0</b>	<b>5.0</b>	<b>0/0</b>	<b>0</b>	<b>0</b>	<b>0</b>

## ZIGGY HOOD DE

HEIGHT - 6-3

WEIGHT - 300

COLLEGE - Missouri

BIRTHDATE - Feb. 16, 1987

BIRTHPLACE - Amarillo, Texas

HOW ACQUIRED - D1-'09 (#32)

NFL EXPERIENCE - 3rd Year

96



## PRO

**[32-10/3-2]:** Drafted by the Steelers in the first round (32nd overall) of the 2009 NFL Draft...has played in all 32 games during his first two seasons in the NFL, starting 10 of them.

**2010 [16-10/3-2]:** Played in all 16 regular-season games, starting 10 of them in place of injured DE Aaron Smith...had 20 tackles, three sacks, 18 QB pressures and two pass breakups...was part of a defense that held opponents to an NFL-best and Steelers' team-record 62.8 rushing yards per game...started all three postseason contests in place of the injured Smith...finished with 10 tackles and two sacks in the postseason...**9/12 vs. Atlanta:** Had one tackle...had one QB hurry and one QB pressure...**9/19 at Tennessee:** Had one QB pressure...was part of a defense that held Tennessee to only 46 yards rushing and forced six Titans' turnovers...**9/26 at Tampa Bay:** Had one tackle...had one pass breakup...was part of a defense that limited the Buccaneers to only 75 yards rushing...**10/3 vs. Baltimore:** Saw action on the defensive line and on special teams...**10/17 vs. Cleveland:** Had one quarterback pressure...did not record any tackles...was part of a defense that forced three Browns' turnovers, had five sacks and held the Browns to 70 yards rushing...**10/24 at Miami:** Played on the defensive line, but did not have any tackles...was part of a defense that held the Dolphins to 64 yards rushing...**10/31 at New Orleans:** Made his first career start at DE in place of injured DE Aaron Smith...had two tackles...was part of a defense that held the Saints to 30 yards rushing, had two sacks and forced two turnovers...**11/8 at Cincinnati:** Started at DE for the injured Smith...had two tackles, including one for a loss...had one QB pressure...was part of a defense that held the Bengals to 54 yards rushing and had four sacks...**11/14 vs. New England:** Started at DE in place of the injured Smith...had one tackle...had three QB pressures...**11/21 vs. Oakland:** Started at DE in place of the injured Smith...had a career-high three tackles and four QB pressures...was part of a defense that held the Raiders to 61 yards rushing, had six sacks and forced three Oakland turnovers...**11/28 at Buffalo:** Started at DE in place of the injured Smith...had three QB pressures...had one pass breakup...**12/5 at Baltimore:** Started at DE in place of the injured Smith...had three tackles...posted

a six-yard sack on the Ravens' first drive of the game, his first of the season and second of his career...**12/12 vs. Cincinnati:** Started at DE in place of the injured Smith...was part of a defense that held Cincinnati to 34 yards rushing and had three sacks...**12/19 vs. N.Y. Jets:** Started at DE in place of the injured Smith...had one tackle...**12/23 vs. Carolina:** Started at DE for the injured Smith...had one tackle...had two QB pressures...had a seven-yard sack in the fourth quarter, his second sack of the season...was part of a defense that held the Panthers to 119 total yards, had four sacks and forced two turnovers...**1/2 at Cleveland:** Started at DE for the injured Smith...had five tackles...posted an eight-yard sack in the first quarter, giving him three sacks on the season...had one QB pressure...was part of a defense that had four sacks and forced three turnovers...**AFC Divisional Game 1/15 vs. Baltimore:** Played in his first postseason contest, starting at DE in place of the injured Smith...had five tackles and two QB pressures...had his first career postseason sack, an eight-yarder...was part of a defense that held the Ravens to 35 yards rushing, had five sacks and forced three turnovers...**AFC Championship Game 1/23 vs. N.Y. Jets:** Started at DE...had four tackles and one QB pressure...was part of a defense that held the Jets to 70 yards rushing and had two sacks...**Super Bowl XLV 2/6 vs. Green Bay:** Saw action on the defensive line...had one tackle...had a four-yard sack and had two QB pressures...was part of a defense that had three sacks and held the Packers to 55 yards rushing.

**2009 [16-0]:** Played in all 16 games as a reserve DE and on special teams...had seven tackles and one sack...also had one fumble recovery...**9/10 vs. Tennessee:** Made his NFL debut as a reserve DE and special teams contributor...**9/20 at Chicago:** Played in his second consecutive game as a reserve DE and special teams contributor...**9/27 at Cincinnati:** Played in his third consecutive game as a reserve DE and special teams contributor...**10/4 vs. San Diego:** Played in his fourth consecutive game as a reserve DE and special teams contributor...**10/11 at Detroit:** Played in his fifth consecutive game as a reserve DE and special teams contributor...**10/18 vs. Cleveland:** Played in his sixth consecutive game as a reserve DE and special teams contributor...**10/25 vs. Minnesota:** Played in his sev-



## Ziggy Hood

enth consecutive game as a reserve DE and contributor on special teams...recorded one pressure...**11/9 at Denver:** Played in his eighth consecutive game as a reserve DE and contributor on special teams...**11/15 vs. Cincinnati:** Played in his ninth consecutive game as a reserve DE and contributor on special teams...recorded his first career tackle...**11/22 at Kansas City:** Played in his 10th consecutive game as a reserve DE and contributor on special teams...recorded one pressure and one pass breakup...**11/29 at Baltimore:** Played in his 11th consecutive game as a reserve DE and contributor on special teams...recorded one QB hit...**12/6 vs. Oakland:** Played in his 12th consecutive game as a reserve DE and contributor on special teams...recorded three tackles (two solo)...**12/10 at Cleveland:** Played in his 13th consecutive game as a reserve DE and a contributor on special teams...**12/20 vs. Green Bay:** Played in his 14th consecutive game as a reserve DE and a contributor on special teams...recorded one solo tackle and one pressure...**12/27 vs. Baltimore:** Played in his 15th consecutive game...recorded two tackles (one solo) and posted his first sack and fumble recovery of his career...**1/3 at Miami:** Played in his 16th consecutive game...recorded two pressures and one QB hit.

## COLLEGE

Started the last 31 (35 total) of the 50 games he played in at Missouri...finished his career with 170 tackles (98 solos), 15.5 sacks for minus-76 yards, 22.5 stops for losses totaling 111 yards and 22 quarterback pressures...forced five fumbles and had three fumble recoveries...deflected eight passes and blocked one kick...majored in biology. **2008:** Consensus All-Big Twelve Conference first-team selection...Academic All-Big Twelve second-team...team captain and named the Tigers' Defensive Lineman of the Year...started all 14 games at weakside defensive tackle, recording a career-high 62 tackles (31 solos)...ranked second on the team with five sacks

for minus 37 yards and had seven stops for losses of 42 yards...credited with 12 quarterback pressures, as he recovered two fumbles, deflected a pair of passes and blocked one kick. **2007:** Honorable mention All-Big 12 honors from both league media and coaches for his play, which included career-best numbers in every major category...finished with 49 tackles, eight tackles for loss, five sacks, four QB hurries and three forced fumbles. **2006:** Played in 10 games, making seven starts...had his true sophomore season derailed somewhat by a broken foot in the third game of the season, but he returned to play in the final seven games...began his sophomore season on a tear, recording 13 tackles, three sacks and four TFLs in the season's first three games, before breaking a foot in game three at New Mexico...had surgery on Sept. 18th to insert a screw, and returned to action against Texas A&M on Oct. 14, missing just three games...finished the season with a career-high 36 total tackles...named the winner of the team's Rigman Outstanding Underclassman Leadership Award. **2005:** Saw action in all 12 games...registered 23 total tackles, including 2.5 TFLs (10 yards) and 1.5 QB sacks (9 yards).

## PERSONAL

Attended Palo Duro High School (Amarillo, Texas)...nickname "Ziggy" was given to him by his grandmother when he was a child...ranked as the No. 35 weakside defensive end in the nation, by Rivals.com...named district 3-4A defensive player of the year as a senior, when he registered 93 tackles and 13 QB sacks...scored three defensive TDs on the year and recovered three fumbles...earned all-district honors each of his last two years...had 76 stops as a junior, including five QB sacks and also returned one interception for a TD...threw the shot put and discus for his school's track team...son of Mary Payne and Charles Hood...Full name: Evander "Ziggy" Hood.

## Hood's 2010 Game-by-Game Statistics

Date	Opponent	GP	GS	T	AT	TOT	Sacks	Yds	Int/Yds	PD	FF	FR
9/12	ATLANTA	1	0	0	0	0	0.0	0.0	0/0	0	0	0
9/19	at Tennessee	1	0	0	0	0	0.0	0.0	0/0	0	0	0
9/26	at Tampa Bay	1	0	1	1	2	0.0	0.0	0/0	1	0	0
10/3	BALTIMORE	1	0	0	0	0	0.0	0.0	0/0	0	0	0
10/17	CLEVELAND	1	0	0	0	0	0.0	0.0	0/0	0	0	0
10/24	at Miami	1	0	0	0	0	0.0	0.0	0/0	0	0	0
10/31	at New Orleans	1	1	1	1	2	0.0	0.0	0/0	0	0	0
11/8	at Cincinnati	1	1	2	0	2	0.0	0.0	0/0	0	0	0
11/14	NEW ENGLAND	1	1	0	1	1	0.0	0.0	0/0	0	0	0
11/21	OAKLAND	1	1	3	0	3	0.0	0.0	0/0	0	0	0
11/28	at Buffalo	1	1	0	0	0	0.0	0.0	0/0	1	0	0
12/5	at Baltimore	1	1	3	0	3	1.0	6.0	0/0	0	0	0
12/12	CINCINNATI	1	1	0	0	0	0.0	0.0	0/0	0	0	0
12/19	N.Y. JETS	1	1	0	1	1	0.0	0.0	0/0	0	0	0
12/23	CARDOLINA	1	1	1	0	1	1.0	7.0	0/0	0	0	0
1/2	at Cleveland	1	1	5	0	5	1.0	8.0	0/0	0	0	0
<b>SEASON TOTALS</b>		<b>16</b>	<b>10</b>	<b>16</b>	<b>4</b>	<b>20</b>	<b>3.0</b>	<b>21.0</b>	<b>0/0</b>	<b>2</b>	<b>0</b>	<b>0</b>

## Ziggy Hood

## Hood's 2010 Game-by-Game Statistics (Continued)

## POSTSEASON

Date	Opponent	GP	GS	T	AT	TOT	Sacks	Yds	Int	PD	FF	FR
1/15	BALTIMORE	1	1	4	1	5	1.0	8.0	0/0	0	0	0
1/23	N.Y. JETS	1	1	3	1	4	0.0	0.0	0/0	0	0	0
2/6	vs. Green Bay	1	0	1	0	1	1.0	4.0	0/0	0	0	0
POSTSEASON TOTALS		3	2	8	2	10	2.0	12.0	0/0	0	0	0

## Hood's 2009 Game-by-Game Statistics

Date	Opponent	GP	GS	T	AT	TOT	Sacks	Yds	Int	PD	FF	FR
9/10	TENNESSEE	1	0	0	0	0	0.0	0.0	0/0	0	0	0
9/20	at Chicago	1	0	0	0	0	0.0	0.0	0/0	0	0	0
9/27	at Cincinnati	1	0	0	0	0	0.0	0.0	0/0	0	0	0
10/4	SAN DIEGO	1	0	0	0	0	0.0	0.0	0/0	0	0	0
10/11	at Detroit	1	0	0	0	0	0.0	0.0	0/0	0	0	0
10/18	CLEVELAND	1	0	0	0	0	0.0	0.0	0/0	0	0	0
10/25	MINNESOTA	1	0	0	0	0	0.0	0.0	0/0	0	0	0
11/9	at Denver	1	0	0	0	0	0.0	0.0	0/0	0	0	0
11/15	CINCINNATI	1	0	0	1	1	0.0	0.0	0/0	0	0	0
11/22	at Kansas City	1	0	0	0	0	0.0	0.0	0/0	1	0	0
11/29	at Baltimore	1	0	0	0	0	0.0	0.0	0/0	0	0	0
12/6	OAKLAND	1	0	2	1	3	0.0	0.0	0/0	0	0	0
12/10	at Cleveland	1	0	0	0	0	0.0	0.0	0/0	0	0	0
12/20	GREEN BAY	1	0	1	0	1	0.0	0.0	0/0	0	0	0
12/27	BALTIMORE	1	0	1	1	2	1.0	2.0	0/0	0	0	1
1/3	at Miami	1	0	0	0	0	0.0	0.0	0/0	0	0	0
SEASON TOTALS		16	0	4	3	7	1.0	2.0	0/0	1	0	1

## Hood's Career Statistics

## REGULAR SEASON

Year	Team	GP	GS	T	AT	TOT	Sacks	Yds	Int	PD	FF	FR
2009	Pittsburgh	16	0	4	3	7	1.0	2.0	0/0	1	0	1
2010	Pittsburgh	16	10	16	4	20	3.0	21.0	0/0	2	0	0
NFL Totals		32	10	22	8	30	4.0	23.0	0/0	3	0	1

## POSTSEASON

Year	Team	GP	GS	T	AT	TOT	Sacks	Yds	Int/Yds	PD	FF	FR
2010	Pittsburgh	3	2	8	2	10	2.0	12.0	0/0	0	0	0
NFL Totals		3	2	8	2	10	2.0	12.0	0/0	0	0	0

## MORTTY IVY LB

HEIGHT - 6-1

WEIGHT - 239

COLLEGE - West Virginia

BIRTHDATE - April 26, 1986

BIRTHPLACE - Monroeville, Pa.

HOW ACQUIRED - FA-'10

NFL EXPERIENCE - 1st Year

48



**PRO** [0-0/0-0]: Signed to the Steelers' offseason roster on January 11, 2011...signed to the Miami Dolphins' practice squad on December 1, 2010...released from the St. Louis Rams' practice squad on October 25,

2010...added to the Rams' practice squad on October 12, 2010...released from the Rams' practice squad on September 18, 2010...added to the Rams' practice squad on September 5, 2010...released by the Carolina Panthers on September 4, 2010...added to the Panthers' active roster on December 31, 2009...signed to

the Panthers' practice squad on September 6, 2009...released by the Carolina Panthers on September 5, 2009...originally signed as a rookie free agent with the Carolina Panthers on May 1, 2009.

**2010** [0-0/0-0]: Spent time on the St. Louis Rams' and Miami Dolphins' practice squads.

**2009** [0-0/0-0]: Spent the first 15 weeks of the regular season on the Panthers' practice squad before being added to the active roster on December 31, 2009...was inactive in his only game with the team.



Mortty Ivy

MEDIA INFORMATION

FOOTBALL STAFF

2011 PLAYERS

2010 IN REVIEW

STEELERS HISTORY

RECORDS

161

## COLLEGE

Saw action in 45 games, starting his final 26 games at linebacker... finished his career with 249 tackles, 6.5 sacks and four interceptions, including one returned for a touchdown...added three forced fumbles and three fumble recoveries...majored in communications. **2008:** Started all 13 games...named first-team All-Big East and WVU's Defensive Player of the Year...finished the season with 90 tackles, three interceptions, including one returned for a touchdown and one fumble recovery. **2007:** Played in all 13 games...earned the Coaches' Contribution Award by the coaching staff for his defensive and special teams performances...finished with 89 tackles, six sacks and one interception... added three forced fumbles and two fumble recoveries. **2006:** Played in 11 games...finished the season with 26 tackles and one pass breakup...battled a knee injury throughout the spring and into the regular

season. **2005:** Saw action in eight games, recording 44 tackles. **2004:** Did not see varsity action, but was named scout team player of the year on defense by his coaches.

## PERSONAL

Attended Gateway High School [Monroeville, Pa.]...accounted for more than 2,000 yards offense as a quarterback in his senior season...passed for 1,476 yards and 19 scores without an interception...named team MVP... led Gateway to a 9-2 record and the WPIAL Quad South Championship...first team all-state from the Associated Press and the *Pennsylvania Football News*...named in back-to-back years to the *Pittsburgh Post-Gazette* Fabulous 22, *Tribune-Review* Terrific 25, *Harrisburg Patriot News* Platinum 33, and two-time winner of the Pennsylvania Keystone Club award...a Gateway scholar-athlete...also lettered in basketball...son of Mortty and Andrea Ivy and Deanna Ivy...Full name: Mortty Ivy.

## DAVID JOHNSON TE

HEIGHT — 6-2

WEIGHT — 260

COLLEGE — Arkansas State

BIRTHDATE — Aug. 26, 1987

BIRTHPLACE — Pine Bluff, Ark.

HOW ACQUIRED — 07b-'09 (#241)

NFL EXPERIENCE — 3rd Year

85



## PRO

**(31-8/3-3):** Drafted by the Steelers in the seventh round (241st overall) of the 2009 NFL Draft.

## 2010

**(16-5/3-3):** Played in all 16 games, starting five of them at TE or FB...caught four passes for 46 yards... helped block for RB Rashard Mendenhall to gain a career-high 1,273 yards rushing and 13 touchdowns and for QB Ben Roethlisberger to throw for 3,200 yards and 17 touchdowns...started all three postseason games, paving the way for Steelers' rushers to gain 121.0 yards per game on the ground...**9/12 vs. Atlanta:** Had a key block that allowed RB Rashard Mendenhall to score on a 50-yard run in overtime...**9/19 at Tennessee:** Helped block for the Steelers' rushers to gain 106 yards on the ground...**9/26 at Tampa Bay:** Helped block for a Steelers' rushing attack that gained 201 yards on the ground and 387 total yards... helped block for Mendenhall to have a season-high 143 yards rushing...**10/3 vs. Baltimore:** Helped block for Mendenhall to rush for 79 yards and two touchdowns and for QB Charlie Batch to throw for 141 yards...**10/17 vs. Cleveland:** Helped block for Mendenhall to rush for 84 yards and one touchdown and for QB Ben Roethlisberger to throw for 257 yards and three touchdowns...**10/24 at Miami:** Helped block for Roethlisberger to throw for 302 yards and two touchdowns...**10/31 at New Orleans:**

Caught his first pass of the season and a career-long nine-yard pass from Roethlisberger in the first quarter...**11/8 at Cincinnati:** Helped block for Steelers' rushers to gain 121 yards on the ground and for Roethlisberger to throw for 163 yards...**11/14 vs. New England:** Helped block for Roethlisberger to throw for a season-high 387 yards and three touchdowns and for the offense to gain 425 yards...**11/21 vs. Oakland:** Helped block for the Steelers to gain a season-high 431 yards of total offense and for Roethlisberger to throw for 275 yards and three touchdowns...**11/28 at Buffalo:** Made his first start of the season at TE...helped block for Mendenhall to gain a season-high 151 yards rushing and for Roethlisberger to throw for 246 yards...**12/5 at Baltimore:** Started at TE in place of injured TE Matt Spaeth...had a career-long 25-yard reception...finished with personal bests of three catches for 37 yards...helped block for Roethlisberger to throw for 253 yards and one touchdown...**12/12 vs. Cincinnati:** Started at TE...helped block for Steelers' rushers to gain 123 yards on the ground and for Roethlisberger to throw for 258 yards...**12/19 vs. N.Y. Jets:** Started at TE... helped blocked for Steelers' rushers to gain 147 yards on the ground and for Roethlisberger to throw for 264 yards and one touchdown...**12/23 vs. Carolina:** Started at FB... helped block for Steelers' rushers to gain 115 yards on

## David Johnson

the ground and for Roethlisberger to throw for 320 yards and one touchdown...**1/2 at Cleveland:** Helped block for the Steelers' offense to gain 418 total yards...**AFC Divisional Game 1/15 vs. Baltimore:** Played in his first career postseason game, starting at FB...helped block for the Steelers' offense to gain 263 total yards and for Roethlisberger to throw for 226 yards and two touchdowns...**AFC Championship Game 1/23 vs. N.Y. Jets:** Started his second career postseason contest at FB...helped block for the Steelers' offense to gain 287 total yards and for Mendenhall to rush for 121 yards and one touchdown...**Super Bowl XLV 2/6 vs. Green Bay:** Started his third consecutive postseason contest at FB...helped block for Steelers' rushers to gain 126 yards on the ground and for Roethlisberger to throw for 263 yards and two touchdowns.

**2009 (15-3):** Played in 15 games and started three as a FB...had two receptions for nine yards...**9/10 vs. Tennessee:** Made his NFL debut as a reserve TE/FB and as a contributor on special teams...**9/20 at Chicago:** Played in his second consecutive game as a reserve TE/FB and as a contributor on special teams...**9/27 at Cincinnati:** Made his first career start at FB before leaving the game early due to injury...**10/4 vs. San Diego:** Was not active for the game...**10/11 at Detroit:** Played in his third game of the season as a reserve TE/FB and as a contributor on special teams...**10/18 vs. Cleveland:** Made his second career start at FB and was a contributor on special teams...**10/25 vs. Minnesota:** Played in his third consecutive game as a reserve TE...caught his first career pass for four yards...**11/9 at Denver:** Played in his fourth consecutive game as a reserve TE...also lined up at FB...**11/15 vs. Cincinnati:** Played in his fifth consecutive game as a reserve TE...also lined up at FB...**11/22 at Kansas City:** Played in

his sixth consecutive game as a reserve TE...caught one pass for five yards...**11/29 at Baltimore:** Made his third career start at FB...**12/6 vs. Oakland:** Played in his eighth consecutive game as a reserve TE...**12/10 at Cleveland:** Played in his eighth consecutive game as a reserve TE...**12/20 vs. Green Bay:** Played in his ninth consecutive game as a reserve TE...**12/27 vs. Baltimore:** Played in his 10th consecutive game of the season as a reserve TE...**1/3 at Miami:** Played in his 11th consecutive game as a reserve TE.

## COLLEGE

Lettered all four seasons at Arkansas State. **2008:** Phil Steele's 2008 Preseason third-team All-Sun Belt Conference...finished the season with 22 receptions for 356 yards with five touchdowns...played in 12 games with nine starts. **2007:** Phil Steele's Honorable Mention All-Sun Belt Conference...caught 10 passes for a career-high 204 yards and three touchdowns. **2006:** Started all 12 games...recorded 13 receptions for 200 yards and one touchdown...caught a pass in nine games and tallied multiple receptions in three outings...averaged 15.4 yards per reception, the most among all players with at least 10 catches. **2005:** Played in 12 games as a true freshman but did not record a catch.

## PERSONAL

Attended Pine Bluff High School (Pine Bluff, Ark)...caught 20 passes and two touchdowns as a senior...primarily used as a blocker, but runs a 4.7 second 40-yard dash...two-year letterman...helped his team to a 10-3 record...all-state pick as a senior and two-time all-conference...played baseball as well...son of Lois and David Johnson...Full name: David Johnson.

## Johnson's 2010 Game-by-Game Statistics

Date	Opponent	GP	GS	Rec	Yds	Avg	Lg	TD
9/12	ATLANTA	1	0	0	0	0.0	0	0
9/19	at Tennessee	1	0	0	0	0.0	0	0
9/26	at Tampa Bay	1	0	0	0	0.0	0	0
10/3	BALTIMORE	1	0	0	0	0.0	0	0
10/17	CLEVELAND	1	0	0	0	0.0	0	0
10/24	at Miami	1	0	0	0	0.0	0	0
10/31	at New Orleans	1	0	1	9	9.0	9	0
11/8	at Cincinnati	1	0	0	0	0.0	0	0
11/14	NEW ENGLAND	1	0	0	0	0.0	0	0
11/21	OAKLAND	1	0	0	0	0.0	0	0
11/28	at Buffalo	1	1	0	0	0.0	0	0
12/5	at Baltimore	1	1	3	37	12.3	25	0
12/12	CINCINNATI	1	1	0	0	0.0	0	0
12/19	N.Y. JETS	1	1	0	0	0.0	0	0
12/23	CAROLINA	1	1	0	0	0.0	0	0
1/2	at Cleveland	1	0	0	0	0.0	0	0
<b>SEASON TOTALS</b>		<b>16</b>	<b>5</b>	<b>4</b>	<b>46</b>	<b>11.5</b>	<b>25</b>	<b>0</b>

## POSTSEASON

1/15	BALTIMORE	1	1	0	0	0.0	0	0
1/23	N.Y. JETS	1	1	0	0	0.0	0	0
2/6	vs. Green Bay	1	1	0	0	0.0	0	0
<b>POSTSEASON TOTALS</b>		<b>3</b>	<b>3</b>	<b>0</b>	<b>0</b>	<b>0.0</b>	<b>0</b>	<b>0</b>

## Johnson's 2009 Game-by-Game Statistics

Date	Opponent	GP	GS	Rec	Yds	Avg	Lg	TD
9/10	TENNESSEE	1	0	0	0	0.0	0	0
9/20	at Chicago	1	0	0	0	0.0	0	0
9/27	at Cincinnati	1	1	0	0	0.0	0	0
10/4	SAN DIEGO							
10/11	at Detroit	1	0	0	0	0.0	0	0
10/18	CLEVELAND	1	1	0	0	0.0	0	0
10/25	MINNESOTA	1	0	1	4	4.0	4	0
11/9	at Denver	1	0	0	0	0.0	0	0
11/15	CINCINNATI	1	0	0	0	0.0	0	0
11/22	at Kansas City	1	0	1	5	5.0	5	0
11/29	at Baltimore	1	1	0	0	0.0	0	0
12/6	OAKLAND	1	0	0	0	0.0	0	0
12/10	at Cleveland	1	0	0	0	0.0	0	0
12/20	GREEN BAY	1	0	0	0	0.0	0	0
12/27	BALTIMORE	1	0	0	0	0.0	0	0
1/3	at Miami	1	0	0	0	0.0	0	0
<b>SEASON TOTALS</b>		<b>15</b>	<b>3</b>	<b>2</b>	<b>9</b>	<b>4.5</b>	<b>5</b>	<b>0</b>



David Johnson

## Johnson's Career Statistics

## REGULAR SEASON

Year	Team	GP	GS	Rec	Yds	Avg	Lg	TD
2009	Pittsburgh	15	3	2	9	4.5	5	0
2010	Pittsburgh	16	5	4	46	11.5	25	0
<b>NFL Totals</b>		<b>31</b>	<b>8</b>	<b>6</b>	<b>55</b>	<b>9.2</b>	<b>25</b>	<b>0</b>

## POSTSEASON

Year	Team	GP	GS	Rec	Yds	Avg	Lg	TD
2010	Pittsburgh	3	3	0	0	0.0	0	0
<b>NFL Totals</b>		<b>3</b>	<b>3</b>	<b>0</b>	<b>0</b>	<b>0.0</b>	<b>0</b>	<b>0</b>

**Additional Statistics:** Returned one kickoff for 16 yards vs. Baltimore in the Divisional Playoff 1/15/11.

## JAMES JOHNSON RB

HEIGHT – 5-11

WEIGHT – 197

COLLEGE – Kansas State

BIRTHDATE – Sept. 5, 1984

BIRTHPLACE – Baton Rouge, La.

HOW ACQUIRED – FA-'10

NFL EXPERIENCE – 2nd Year

41



**PRO** [4-0/0-0]: Signed to the Steelers' offseason roster on January 11, 2011...released from the Green Bay Packers' practice squad on October 19, 2010...added to the Packers' practice squad on September 6, 2010...released by the Cincinnati Bengals on September 4, 2010...signed by the Cincinnati Bengals on August 4, 2010...released by the Minnesota Vikings on June 14, 2010...signed by the Minnesota Vikings on January 22, 2010...added to the Cincinnati Bengals' practice squad on September 6, 2009...released by the Bengals on September 5, 2009...added to the Bengals' active roster on December 5, 2008...added to the Bengals' practice squad on September 3, 2008...released by the Bengals on August 31, 2008...originally signed as an undrafted rookie free agent with the Cincinnati Bengals on May 2, 2008...has seen action in four career NFL games...has nine rushes for 29 yards and six receptions for 47 yards in his career.

**2010** [0-0]: Spent time on the Green Bay Packers' practice squad.

**2009** [0-0]: Spent the entire season on the Cincinnati Bengals' practice squad.

**2008** [4-0]: Played in the last four games of the season at running back for the Cincinnati Bengals...finished the season with nine rushes for 29 yards and six receptions for 47 yards...added two special teams tackles.

**COLLEGE** Played in 20 games in two seasons at Kansas State (2006-2007) after starring at Blinn College (2004-2005) in Brenham, Texas...finished his career at Kansas State with 272 rushes for 1509 yards and 14 rushing touchdowns...added 44 receptions for 307 yards and one touchdown...also returned 18 kicks for 493 yards (27.4 avg.) and two return touchdowns...named second-team All-Big 12 in 2007...finished his junior-college career with 36 touchdowns in two seasons...honorable mention NJCAA (National Junior College Athletic Association) All-American in 2005...named SWJFCF (South West Junior College Football Conference) Offensive MVP and first-team NJCAA All-American in 2004. **2007:** Saw action in all 12 games...earned second-team All-Big 12 honors...led the Wildcats with 174 rushes for 1,106 yards and 12 rushing touchdowns...added 34 receptions for 220 yards...also returned 16 kickoffs for 388 yards and one touchdown. **2006:** Saw action in eight games...finished with 98 rushes for 403 yards and two touchdowns...added 10 receptions for 87 yards and one touchdown...returned two kickoffs for 105 yards and one return touchdown. **2005:** Guided Blinn College to a 7-3 record. **2004:** Guided Blinn College to a 9-2 record.

**PERSONAL** Attended Jefferson and Memorial High Schools (Port Arthur, Texas)...a two-time Class 4A all-state honorable mention performer...attended same junior college as current Cincinnati Bengals' running back Bernard Scott and the number one pick in the 2011 NFL Draft, QB Cam Newton.

## Johnson's Career Statistics

## REGULAR SEASON

Year	Team	GP	GS	RUSHING				Lg	TD	RECEIVING			
				Att	Yds	Avg	Lg			No	Yds	Avg	Lg
2008	Cincinnati	4	0	9	29	3.2	12	0	6	47	7.8	16	0
2009	N/A	0	0	0	0	0.0	0	0	0	0	0.0	0	0
2010	N/A	0	0	0	0	0.0	0	0	0	0	0.0	0	0
<b>NFL Totals</b>		<b>4</b>	<b>0</b>	<b>9</b>	<b>29</b>	<b>3.2</b>	<b>12</b>	<b>0</b>	<b>6</b>	<b>47</b>	<b>7.8</b>	<b>16</b>	<b>0</b>

Career Special Teams Tackles (2): 2 in '08.

## KYLE JOLLY OT

HEIGHT — 6-6

WEIGHT — 300

COLLEGE — North Carolina

BIRTHDATE — July 22, 1987

BIRTHPLACE — Powhatan, Va.

HOW ACQUIRED — FA-'10

NFL EXPERIENCE — 1st Year

67



## PRO

**(0-0/0-0):** Re-signed to the Steelers' offseason roster on February 21, 2011...spent entire 2010 season on the practice squad...signed to the practice squad on September 6, 2010...was released by the Steelers on September 4, 2010...originally signed as a rookie free agent by the Steelers on April 26, 2010.

**2010 (0-0/0-0):** Spent the entire 2010 season on the practice squad.

## COLLEGE

Started the final 38 games of his career at left tackle...named honorable mention ALL-ACC in 2009. Majored in exercise and sports science. **2009:** Started all 13 games in 2009...honorable mention All-ACC pick...made 38 consecutive starts at left tackle...had 31 knock-down blocks on the season...posted a 76-percent grade and two knockdowns at NC State...graded at 71 percent with one knockdown at Boston College...graded out at 77 percent with two knockdowns against Miami...posted a team-best 87 percent grade and four knockdown blocks versus Duke...notched a 75 percent grade and two knockdowns at Virginia Tech...had two knockdowns against Florida State...graded a team-high 89 percent with three knockdowns versus Georgia Southern...posted one knockdown against Virginia...logged an 88 percent grade and two knockdowns at Georgia Tech...graded at 80 percent with two knockdowns against East Carolina...posted at 79 percent grade with four knockdowns at Connecticut...graded at 85 percent with six knockdown blocks against The Citadel. **2008:** Started all 13 games in 2008...graded at 87 percent at Duke and had three knockdown blocks...graded at 75 percent against NC State...logged a 72 percent grade and one knockdown at Maryland...graded at 77 percent in the victory over No. 20 Georgia Tech...registered an 87 percent grade and two knockdowns in the win over No. 23 Boston College...posted a 76 percent grade with two knockdowns at Virginia...graded at 80 percent with four

knockdowns versus Notre Dame...recorded an 87 percent grade and three knockdowns versus Connecticut...logged an 82 percent grade and three knockdowns at Miami...graded out at 78 percent with two knockdowns versus Virginia Tech...notched an 83 percent grade at Rutgers...posted a team-best 92 percent grade and six knockdown blocks against McNeese St. **2007:** Started all 12 games at left tackle...posted a 78 percent grade with 31 knockdowns on the season...registered an 89 percent grade and four knockdowns in the win over Duke...graded at 80 percent with three knockdowns at Georgia Tech...graded out at 80 percent with four knockdowns vs. Maryland...graded at 75 percent with a pair of knockdowns at Wake Forest...registered five knockdowns in the win over Miami...recorded an 84 percent grade and four knockdowns at Virginia Tech...rated at 83 percent at USF...had an 85 percent grade against Virginia...graded at 72 percent with five knock-downs at ECU...made first career start at left tackle vs. JMU and recorded two knockdowns. **2006:** Saw action as a reserve tackle and on special teams on extra points in 2006. **2005:** Redshirted.

## PERSONAL

Ranked among the top 30 players in Virginia by SuperPrep...three-year starter on offense and defense at tight end and defensive tackle at Blessed Sacrament Huguenot High School in Powhatan, Va...earned all-state private school honors as a tight end and defensive tackle...named first-team All-Richmond Metro...caught 15 passes with five touchdowns and registered 70 tackles as a senior...voted team MVP and offensive MVP...named first-team All Virginia Commonwealth Conference tight end and first-team All-VCC defensive tackle...first-team All Metro Offensive Tackle as selected by *Richmond Times Dispatch*...team won the Virginia Division I championship as a junior...thought to be the first player from Powhatan County to receive a Division I-A scholarship...son of Eric and Joan Jolly...Full name: Kyle Jolly.



# JEREMY KAPINOS P

HEIGHT – 6-1

WEIGHT – 233

COLLEGE – Penn State

BIRTHDATE – Aug. 23, 1984

BIRTHPLACE – West Point, N.Y.

HOW ACQUIRED – FA-'10

NFL EXPERIENCE – 4th Year

# 13



## PRO

**(26-0/4-0):** Signed by the Steelers on December 7, 2010

to replace injured P Daniel Sepulveda...

waived by the Indianapolis Colts on November 3, 2010...

signed by the Colts on October 25, 2010...signed by the

Green Bay Packers on December 3, 2008...released

by the New York Jets on June 10, 2008...signed to the

Jets' active roster on December 22, 2007...signed to the

Jets' practice squad on November 27, 2007...released

by the Jets on August 2, 2007...originally signed as an

undrafted rookie with the Jets in 2007.

**2010 (5-0/3-0):** Punted in one game for the Colts

before being released...averaged 44.5 yards on four

punts, including a long of 55 yards and two punts

placed inside the opponent's 20-yard line...posted a

37.0 net average for the game...played in the final

four regular-season games for the Steelers...had 14

punts for 576 yards (41.1 avg.), with a long of 59

yards...punted in all three postseason contests...had

8 punts for 385 yards (48.1 avg.), with a long of 56

yards...his 51.0 avg. in Super Bowl XLV is a Super Bowl

record...**12/12 vs. Cincinnati:** Signed with the Steelers

on December 7, 2010 to replace injured P Daniel

Sepulveda...punted in his first game as a Steeler...had

five punts for 176 yards (35.2 avg.) with a long of 53

yards...had three punts downed inside the 20-yard

line...**12/19 vs. N.Y. Jets:** Had four punts for 152 yards

(38.0 avg.) with a long of 47 yards...**12/23 vs. Caro-**

**lina:** Had three punts for 136 yards (45.3 avg.), includ-

ing a long of 52 yards...had three punts downed inside

the Panthers' 20-yard line...**1/2 at Cleveland:** Had two

punts for 112 yards (56.0 avg.), including a long of 59...

**AFC Divisional Game 1/15 vs. Baltimore:** Punted

in his second career postseason game (first game for

the Green Bay Packers)...had four punts for 194 yards

(48.5 avg.), including a career postseason long of 55

yards...**AFC Championship Game 1/23 vs. N.Y. Jets:**

Had one punt for 38 yards, which was downed inside

the Jets' 20-yard line...**Super Bowl XLV 2/6 vs. Green**

**Bay:** Had three punts for 153 yards (51.0 avg.), which

is a single-game Super Bowl record), with a career

postseason long of 56 yards.

**2009 (16-0/1-0):** Averaged 43.8 yards on 66 punts

for the Green Bay Packers...had 15 punts placed inside

the opponent's 20-yard line...had one punt for 47 yards

in the lone postseason contest.

**2008 (4-0):** Signed with the Packers as a free agent

in early December...averaged 39.1 yards on 17 punts

during the final four games of the season.

**2007 (1-0):** Re-signed with the Jets late in the sea-

son after being released in training camp...played in the

final game of the season at Tennessee...averaged 41.6

yards on five punts.

## COLLEGE

A four-year punter at Penn State

(2003-2006)...holds the school

record for most punting yards in a career (10,476), and

his career average of 41.7 yards on 251 punts ranks tied

for fourth in school history...averaged between 41.3 and

41.9 yards per punt each season...did not have a punt

blocked in his final three years...placed 76 punts inside

the opponent's 20-yard line...earned Big Ten Conference

special teams player of the week honors four times...

majored in Recreation, Park and Tourism Manage-

ment. **2006:** Was a Ray Guy Award finalist and a third-

team All-America selection by The Associated Press...

averaged 41.9 yards on 61 punts, with 21 inside the

20-yard line. **2005:** Averaged 41.3 yards on 61 punts,

with 22 inside the 20-yard line. **2004:** Averaged 41.8

yards on 61 punts, with 20 inside the 20-yard line...had

a career long 78-yard punt, which is the second-longest

punt in school history. **2003:** Posted school freshman-

record 41.9 yard average on 68 punts with 13 downed

inside the 20-yard line.

## PERSONAL

A two-sport standout at West

Springfield High School (Spring-

field, Va.)...named all-district, all-region and second

team All-MET by *The Washington Post*, as well as all-

state by the Virginia High School Coaches Association...

averaged 46 yards per punt, with a long of 75 yards...

son of David Kapinos. Full Name: Jeremy David Kapinos.

## Jeremy Kapinos

## Kapino's 2010 Game-by-Game Statistics

Date	Opponent	GP	No	Yds	Avg	Ret	Yds	Net	TB	In 20	Lg	Blk
12/12	CINCINNATI	1	5	176	35.2	2	23	30.6	0	3	53	0
12/19	N.Y. JETS	1	4	152	38.0	2	32	25.0	1	0	47	0
12/23	CAROLINA	1	3	136	45.3	2	18	39.3	0	2	52	0
1/2	at Cleveland	1	2	112	56.0	1	11	40.5	1	0	59	0
<b>SEASON TOTALS</b>		<b>4</b>	<b>14</b>	<b>576</b>	<b>41.1</b>	<b>7</b>	<b>84</b>	<b>32.3</b>	<b>2</b>	<b>5</b>	<b>53</b>	<b>0</b>

## POSTSEASON

Date	Opponent	GP	No	Yds	Avg	Ret	Yds	Net	TB	In 20	Lg	Blk
1/15	BALTIMORE	1	4	194	48.5	2	37	34.4	1	1	55	0
1/23	N.Y. JETS	1	1	38	38.0	0	0	38.0	0	1	38	0
2/6	vs. Green Bay	1	3	153	51.0	1	0	44.3	1	0	56	0
<b>POSTSEASON TOTALS</b>		<b>3</b>	<b>8</b>	<b>385</b>	<b>48.1</b>	<b>3</b>	<b>37</b>	<b>38.5</b>	<b>2</b>	<b>2</b>	<b>56</b>	<b>0</b>

## Kapino's Career Statistics

## REGULAR SEASON

Year	Team	G	No	Yds	Avg	Ret	Yds	Net	TB	In 20	Lg	Blk
2007	N.Y. Jets	1	5	208	41.6	1	6	36.4	1	2	48	0
2008	Green Bay	4	17	667	39.2	9	60	34.5	1	7	55	0
2009	Green Bay	16	66	2,891	43.8	40	403	34.1	10	15	58	1
2010	Indianapolis	1	4	178	44.5	3	10	37.0	1	2	55	0
2010	Pittsburgh	4	14	576	41.1	7	84	32.3	2	5	53	0
<b>NFL Totals</b>		<b>26</b>	<b>106</b>	<b>4,520</b>	<b>42.6</b>	<b>60</b>	<b>563</b>	<b>34.5</b>	<b>15</b>	<b>31</b>	<b>58</b>	<b>1</b>

Career Special Teams Tackles (5): 0 in '07, 0 in '08, 3 in '09 and 2 in '10.

## POSTSEASON

Year	Team	G	No	Yds	Avg	Ret	Yds	Net	TB	In 20	Lg	Blk
2009	Green Bay	1	1	47	47.0	1	6	41.0	0	0	47	0
2010	Pittsburgh	3	9	385	48.0	3	37	38.5	2	2	56	0
<b>NFL Totals</b>		<b>4</b>	<b>6</b>	<b>432</b>	<b>49.0</b>	<b>4</b>	<b>43</b>	<b>38.8</b>	<b>2</b>	<b>2</b>	<b>56</b>	<b>0</b>
<b>Steelers' Totals</b>		<b>3</b>	<b>8</b>	<b>385</b>	<b>48.1</b>	<b>3</b>	<b>37</b>	<b>38.5</b>	<b>2</b>	<b>2</b>	<b>56</b>	<b>0</b>

## BRETT KEISEL DE

HEIGHT - 6-5

WEIGHT - 285

COLLEGE - Brigham Young

BIRTHDATE - Sept. 19, 1978

BIRTHPLACE - Greybull, Wyo.

HOW ACQUIRED - 07b-'02 (#242)

NFL EXPERIENCE - 10th Year

99



PRO

**[102-68/15-7]:** Signed a five-year contract with the Steelers on August 31, 2009 to remain with the team through 2013...named to his first Pro Bowl for his play during the 2010 season...signed a four-year contract with the Steelers during the 2006 offseason...co-awarded the "Chief Award", given annually to the player who best exemplifies the spirit of cooperation with the media (in 2006 with Deshaea Townsend)...originally drafted by the Steelers in the seventh round (242nd overall) of the 2002 NFL Draft.

**2010 [11-11/3-3]:** Started 11 regular-season games at DE, missing five due to a hamstring injury... named to his first Pro Bowl...finished with 35 tackles, three sacks, 12 QB pressures, six pass breakups and

six forced fumbles...recorded his first career interception in Week 3 at Tampa Bay and returned in 79 yards for a touchdown, the first touchdown of his career... was part of a defense that held opponents to an NFL-best and Steelers' team-record 62.8 rushing yards per game...started all three postseason contests, tallying eight tackles and one forced fumble...**9/12 vs. Atlanta:** Had three tackles...a part of a defensive line that allowed only 58 rushing yards...**9/19 at Tennessee:** Had two tackles, one sack and forced a fumble... was a part of the defense that forced six Tennessee turnovers and held the Titans to only 46 yards rushing...**9/26 at Tampa Bay:** Made his 60th career start at defensive end...had four tackles...had four QB pressures...had his first career interception and returned



## Brett Keisel

it 79 yards for the first touchdown of his career...was part of a defense that limited the Buccaneers to only 75 yards rushing...**10/3 vs. Baltimore:** Had five tackles and two QB pressures...was part of a defense that limited Baltimore to only 70 yards rushing and forced two turnovers...**10/17 vs. Cleveland:** Had one tackle...left the game prior to halftime with a hamstring injury and did not return...**10/24 at Miami:** Was inactive due to a hamstring injury...**10/31 at New Orleans:** Was inactive due to a hamstring injury...**11/8 at Cincinnati:** Started at DE, but left the game in the first quarter with a hamstring injury and did not return...**11/14 vs. New England:** Was inactive due to a hamstring injury...**11/21 vs. Oakland:** Was inactive due to a hamstring injury...**11/28 at Buffalo:** Was inactive due to a leg injury...**12/5 at Baltimore:** Returned to the starting lineup after missing three games with a leg injury...had three tackles...had two QB pressures and one pass breakup...was part of a defense that held the Ravens to less than 50 yards rushing and had four sacks...**12/12 vs. Cincinnati:** Made his 65th career start at DE...had six tackles...had one QB pressure and one pass breakup...was part of a defense that held the Bengals to 34 yards rushing, had three sacks and forced three turnovers...**12/19 vs. N.Y. Jets:** Had four tackles and two pass breakups...**12/23 vs. Carolina:** Had six tackles...posted a 10-yard sack in the third quarter, his second sack of the season...had two QB pressures and two pass breakups...was part of a defense that held the Panthers to 119 total yards, had four sacks and forced two turnovers...**1/2 at Cleveland:** Had one tackle...posted a five-yard sack in the third quarter, giving him three on the season...forced his second fumble of the year on that sack...was part of a defense that held the Browns to 43 yards rushing, had four sacks and forced three turnovers...**AFC Divisional Game 1/15 vs. Baltimore:** Played in his 13th career postseason contest and made his fifth career start at DE...had four tackles and one QB pressure...recovered his second career postseason fumble in the third quarter...was part of a defense that held the Ravens to 35 yards rushing, had five sacks and forced three turnovers...**AFC Championship Game 1/23 vs. N.Y. Jets:** Had one tackle...had one QB pressure and one pass breakup...was part of a defense that held the Jets to 70 yards rushing...**Super Bowl XLV 2/6 vs. Green Bay:** Had three tackles and one QB pressure...was part of a defense that had three sacks and held the Packers to 55 yards rushing.

**2009 (15-15):** Started 15 games at DE...had 63 tackles and three sacks...also forced one fumble...**9/10 vs.**

**Tennessee:** Made his third consecutive start at RE...tied for second on the team with seven tackles (five solo) and had a team-high four QB pressures...**9/20 at Chicago:** Made his fourth consecutive start at RE...recorded three tackles (two solo) and two QB pressures...**9/27 at Cincinnati:** Made his 45th career start at RE...finished with five tackles (three solo), one pass defense and two QB pressures...**10/4 vs. San Diego:** Made his 46th career start at RE...finished with one solo tackle and one pressure...**10/11 at Detroit:** Made his 47th career start at RE...finished with four tackles (three solo) and two pressures...**10/18 vs. Cleveland:** Made his 48th career start at RE...recorded three tackles (one solo), one pressure and one blocked pass...**10/25 vs. Minnesota:** Made his 49th career start at RE...recorded six tackles (four solo), one pressure, one sack and one forced fumble...**11/9 at Denver:** Made his 50th career start at RE...recorded two solo tackles, two QB hits and two sacks...**11/15 vs. Cincinnati:** Made his 51st career start at RE...recorded four solo tackles, one QB hit and three pressures...**11/22 at Kansas City:** Made his 52nd career start at RE...recorded three solo tackles and one pass breakup...**11/29 at Baltimore:** Made his 53rd career start at RE...recorded four tackles (three solo), one tackle for a loss and two QB hits...**12/6 vs. Oakland:** Made his 54th career start at RE...recorded eight tackles (four solo) and one QB hit...**12/10 at Cleveland:** Made his 55th career start at RE...recorded six tackles (four solo) and two pressures...**12/20 vs. Green Bay:** Made his 56th career start at RE...recorded two tackles (one solo) and one pressure...**12/27 vs. Baltimore:** Made his 57th career start at RE...recorded five tackles (three solo)...**1/3 at Miami:** Was inactive due to a stinger.

**2008 (10-10/3-3):** Started 10 regular-season games at RE...missed three games from Weeks 3-5 with a calf injury...missed three games from Weeks 13-15 with a knee injury...finished with 34 tackles (25 solo), one sack and one pass defense...tied his career high with eight tackles (six solo) October 26 against the Giants...started all three postseason games...finished with 12 postseason tackles (eight solo), one sack and one pass defense in the postseason...his first career postseason fumble recovery near the end of Super Bowl XLIII clinched the Steelers' victory...**9/7 vs. Houston:** Played in his 52nd consecutive game and made his 33rd consecutive start at RE...registered two solo tackles and led the team with three QB pressures...**9/14 at Cleveland:** Played in his 53rd con-

## Brett Keisel

secutive game and made his 34th consecutive start at RE...had one assisted tackle before leaving the game in the first quarter with a calf injury...**9/21 at Philadelphia:** Was inactive due to a calf injury...**9/29 vs. Baltimore:** Was inactive due to a calf injury...**10/5 at Jacksonville:** Was inactive due to a calf injury...**10/19 at Cincinnati:** Returned to the lineup after missing three games with a calf injury...recorded three solo tackles and had two QB pressures...**10/26 vs. New York Giants:** Played in his 70th career game and made his second consecutive start at RE...finished third on the team with a career-high (tied) eight tackles (six solo)...had one QB pressure...**11/3 at Washington:** Made his third consecutive start at RE...finished with two tackles (one solo)...**11/9 vs. Indianapolis:** Made his fourth consecutive start at RE...recorded three tackles (one solo) and had one QB pressure...**11/16 vs. San Diego:** Made his fifth consecutive start at RE...finished with six solo tackles...recorded his first sack of the season, had one pass defense and one QB pressure...**11/20 vs. Cincinnati:** Made his 40th career start at RE...finished with four tackles (two solo) and one QB pressure...left the game in the fourth quarter with a knee injury...**11/30 at New England:** Was inactive with a knee injury...**12/7 vs. Dallas:** Was inactive with a knee injury...**12/14 at Baltimore:** Was inactive with a knee injury...**12/21 at Tennessee:** Returned to the starting lineup after missing three games with a knee injury...finished with two solo tackles and one QB pressure...**12/28 vs. Cleveland:** Made his second consecutive start at RE...finished with three tackles (two solo) and had two QB pressures...**AFC Divisional Game 1/11 vs. San Diego:** Made his second consecutive postseason start at RE...finished with five tackles (three solo), one QB pressure and one pass defense...recorded his third career postseason sack...**AFC Championship Game 1/18 vs. Baltimore:** Made his third consecutive postseason start at RE...finished with two tackles (one solo) and had three QB pressures...**Super Bowl XLIII 2/1 vs. Arizona:** Made his fourth consecutive postseason start at RE...finished with five tackles (four solo), one QB pressure and recovered a fumble.

**2007 (16-16-1-1):** Started all 16 games at RE for the second consecutive season (32 straight starts)...has played in 51 consecutive games dating back to Week 14 of the 2004 campaign...also started the play-off loss against Jacksonville, recording seven tackles...finished with 49 tackles and two sacks...led team

with 31 QB pressures...added five pass defenses and a forced fumble...**9/9 at Cleveland:** Started at RDE...had two tackles (one solo) and one quarterback pressure...was a big part of a defense that allowed only 46 yards rushing in the game...**9/16 vs. Buffalo:** Started his 18th consecutive game at RDE and recorded three tackles (two solo)...**9/23 vs. San Francisco:** Started at RDE and was credited with one tackle and six quarterback pressures...also batted down one ball...part of a defensive line that held Frank Gore to 39 rushing yards...**9/30 at Arizona:** Started 20th career game at RDE...had two solo tackles, two quarterback hits, four quarterback pressures and one pass defended...**10/7 vs. Seattle:** Started at RDE and had four tackles (two solo)...part of a defense that allowed only 144 total yards, 38 rushing yards, 106 passing and only eight first downs...**10/21 at Denver:** Started at RDE...had four solo tackles...also registered one quarterback pressure...part of a defensive unit that allowed Denver running backs to gain only 54 rushing yards...**10/28 at Cincinnati:** Started at RDE for the 23rd consecutive game...finished with three tackles (two solo)...also had three quarterback pressures on Carson Palmer...**11/5 vs. Baltimore:** Made his 24th consecutive start at RDE...finished the game with two tackles (one solo), one hit on the QB and one pass defended...part of a defensive unit that allowed the Ravens only 104 total yards, with 64 coming on the ground and 40 yards by air...the Baltimore offense managed only five first downs all night...**11/11 vs. Cleveland:** Made his 25th consecutive start at RE...finished the game with two tackles (one solo)...also added one quarterback pressure and two passes defended...part of a defensive unit that allowed only 163 total yards, including 40 rushing and 123 passing yards...**11/18 at New York Jets:** Played in his 60th career game...racked up six solo tackles, including one sack for a loss of two yards, which was his first of the season...**11/26 vs. Miami:** Made his 46th consecutive start at RE...finished the game with five tackles (two solo), including one sack for a loss of three yards on Miami QB John Beck...**12/2 vs. Cincinnati:** Started in his 28th consecutive game at RE...finished the game with three hits on Bengals' quarterback Carson Palmer and added three more quarterback pressures...**12/9 at New England:** Made his 29th consecutive start at RE...finished with six tackles (three solo), one hit on the QB and added one pressure on Patriots' quarterback Tom Brady...**12/16 vs. Jacksonville:** Made his 30th consecutive start at RE...finished the game with one solo tackle...**12/20 at**



## Brett Keisel

**St. Louis:** Played in his 65th career game, while starting in his 31st consecutive...finished with one solo tackle and one pressure on the quarterback...**12/30 at Baltimore:** Made his 32nd consecutive start at RE...registered five tackles (three solo)...**AFC Wild Card Game 1/5 vs. Jacksonville:** Registered his seventh consecutive playoff appearance and first postseason start at RE and tallied seven tackles (two solo) with one pass defended.

**2006 (16-16):** Started all 16 games in his first season as a starter...finished with a career-high 58 tackles, including 37 solo...also posted a career-high 5.5 sacks and had one fumble recovery...**9/7 vs. Miami:** Made his first career start at RDE...recorded two tackles (one solo) and one quarterback hurry/pressure...threw two key blocks to spring Joey Porter on a 42-yard interception return for touchdown that clinched the game...helped limit Miami to just 38 yards rushing, the lowest against Pittsburgh since Nov. 7, 2004 vs. Philadelphia (23 yards)...**9/18 at Jacksonville:** Started at RDE and registered four solo tackles and two quarterback hurries/pressures...**9/24 vs. Cincinnati:** Led the team with two quarterback hurries/pressures...added three tackles (one solo) and a sack for a loss of eight yards...**10/8 at San Diego:** Registered five tackles (four solo) and two quarterback hurries/pressures...recorded his second sack of the season...**10/15 vs. Kansas City:** Led the defensive line with four tackles (three solo) and two tackles for losses...helped hold Kansas City to 38 rushing yards...also had two quarterback hurries/pressures...**10/22 at Atlanta:** Recorded career highs in tackles (6), solo tackles (5) and pass defenses (2)...registered two quarterback hurries/pressures...**10/29 at Oakland:** Recorded three tackles (two solo) and one quarterback hurry/pressure...**11/5 vs. Denver:** Started at RDE...recorded two tackles (one solo) and a quarterback hurry/pressure...**11/12 vs. New Orleans:** Recorded eight tackles (five solo) and collected one sack...registered two quarterback hurries/pressures, first career fumble recovery and one pass defense...**11/19 at Cleveland:** Recorded two solo tackles and two quarterback hurries/pressures...**11/26 at Baltimore:** Collected five tackles (two solo) and two quarterback hurries/pressures...**12/3 vs. Tampa Bay:** Collected five tackles (three solo)...added one sack for a loss of six yards, setting a new career high with four for the season...**12/7 vs. Cleveland:** Recorded one tackle...**12/17 at Carolina:** Collected two solo tack-

les...added one quarterback hurry/pressure...dropped Chris Weinke for 1.5 sacks for losses of 6.5 yards...helped hold Carolina to 43 yards rushing...**12/24 vs. Baltimore:** Posted four tackles (two solo)...**12/31 at Cincinnati:** Collected two tackles and three quarterback hurries/pressures.

**2005 (16-0-4-0):** Finished the season with 13 tackles (12 solo) and three sacks...also had a productive postseason, finishing with two sacks (at Denver) and seven total stops...**9/11 vs. Tennessee:** Played 14 snaps on defense and saw action on special teams...**9/18 at Houston:** Recorded two solo tackles, defended one pass and made three special teams stops (two solo)...**9/25 vs. New England:** Recorded one special teams assist...**10/10 at San Diego:** Played on special teams and saw action as a reserve DE...recorded one special teams tackle...**10/16 vs. Jacksonville:** Recorded one solo tackle...also had a solo special teams tackle...**10/23 at Cincinnati:** Saw action as a reserve and on special teams...finished with two special teams tackles...**10/31 vs. Baltimore:** Made one of the biggest plays of the game when he sacked quarterback Anthony Wright on third down on the Ravens' final drive, his first career sack...also had a solo tackle...**11/6 at Green Bay:** Registered one solo tackle and a quarterback hurry/pressure...also added a solo special teams tackle...**11/13 vs. Cleveland:** Registered one solo tackle...also recorded a solo special teams tackle...**11/20 at Baltimore:** Made one tackle...also had one special teams tackle...**11/28 at Indianapolis:** Saw action as a reserve defensive end and on special teams...registered one solo tackle...added one solo special teams tackle...**12/4 vs. Cincinnati:** Recorded one pass defense on seven snaps...had one solo special teams tackle...also returned one kickoff for 11 yards...**12/11 vs. Chicago:** Recorded one solo tackle and a quarterback hurry/pressure...also had three special teams tackles (two solo)...**12/18 at Minnesota:** Recorded two solo special teams tackles...**12/24 at Cleveland:** Recorded three solo tackles...recorded his first two-sack game for losses of 17 yards and his first forced fumble...added two special teams tackles (one solo)...**1/1 vs. Detroit:** Recorded one solo tackle on defense...made two solo special teams tackles...recovered a fumbled punt return by Detroit's Eddie Drummond...**AFC Wild Card Game 1/8 at Cincinnati:** Played on both defense and special teams...recorded one assisted special teams tackle...**AFC Divisional Game 1/15 at Indianapolis:** Played as a reserve DE on defense and recorded one tackle...

## Brett Keisel

also recorded one special teams tackle...**AFC Championship Game 1/22 at Denver:** Recorded four solo tackles including two sacks and forced one fumble on defense...sacks totaled 10 yards in losses...the sacks and forced fumble were the first of his career in the postseason...**Super Bowl XL 2/5 vs. Seattle:** Recorded two solo tackles and one solo special teams tackle.

**2004 (13-0-2-0):** Saw action in 13 games and the two postseason contests...**9/12 vs. Oakland:** Finished with one assist...**9/19 at Baltimore:** Was credited with one special teams assist...**9/26 at Miami:** Played five defensive snaps...**10/3 vs. Cincinnati:** Played nine defensive snaps...**10/10 vs. Cleveland:** Played eight defensive snaps...**10/17 at Dallas:** Logged six defensive plays...**10/31 vs. New England:** Credited with one solo special teams tackle...**11/7 vs. Philadelphia:** Played three defensive snaps...**11/14 at Cleveland:** Was credited with one quarterback hurry/pressure...**11/21 at Cincinnati:** Suffered a hamstring injury in the fourth quarter and did not return... was credited with two special teams assists...**12/18 at New York Giants:** Dressed for the first time in four weeks as a result of a hamstring injury...**12/26 vs. Baltimore:** Had one assist...played seven defensive snaps...**1/2 at Buffalo:** Registered one solo tackle...**AFC Divisional Game 1/15 vs. New York Jets:** Registered one solo special teams tackle...**AFC Championship Game 1/23 vs. New England:** Played on special teams.

**2003 (0-0):** Was placed on the Reserve/Injured List on August 31, 2003 following shoulder surgery.

**2002 (5-0-2-0):** Came on strong as a dynamic special teams player...played in five regular season games

and two postseason games...finished with seven solo special teams tackles...was inactive for first nine games...**11/17 at Tennessee:** Dressed for his first pro game...did not play...**12/15 vs. Carolina:** Made some big plays again on special teams...recovered a fumble on a muffed punt that led to a Steelers TD...was credited with three special teams tackles (all solo).

**COLLEGE** Finished his career with 66 tackles (39 solo), nine quarterback sacks and 19 stops behind the line of scrimmage... was a Super Sleeper Team selection by The NFL Draft Report...majored in health sciences. **2001:** Received All-Mountain West Conference honorable mention honors...had a banner senior campaign in his first year as a starter...recorded 41 tackles (23 solo) and ranked second on the team with four sacks, and third with nine tackles for losses...also forced one fumble... played in every game at defensive end. **2000:** Made 22 tackles (13 solo), five sacks and 10 tackles for losses...transferred to Snow (Utah) Junior College in 1999...made three unassisted tackles at defensive end in 1998...redshirted in 1997.

**PERSONAL** Lettered four times in football and basketball and twice in track at Greybull High School (Greybull, Wyo.)...was a four-time All-Conference selection...earned All-State honors as a tight end and linebacker (1995-96)...was *USA Today* Wyoming Player of the Year in his final season...also earned Sportslink Player of the Year and Conference Player of the Year honors in 1996...is the son of Connie and Lane Keisel...is married to Sarah...has two children, Jacob and Grace...Full name: Brett Keisel.

## Keisel's 2010 Game-by-Game Statistics

Date	Opponent	GP	GS	T	AT	TOT	Sacks	Yds	Int/Yds	PD	FF	FR
9/12	ATLANTA	1	1	2	1	3	0.0	0.0	0/0	0	0	0
9/19	at Tennessee	1	1	1	1	2	1.0	0.0	0/0	0	1	0
9/26	at Tampa Bay	1	1	3	1	4	0.0	0.0	1/79t	0	0	0
10/3	BALTIMORE	1	1	4	1	5	0.0	0.0	0/0	0	0	0
10/17	CLEVELAND	1	1	0	1	1	0.0	0.0	0/0	0	0	0
10/24	at Miami						INACTIVE					
10/31	at New Orleans						INACTIVE					
11/8	at Cincinnati	1	1	0	0	0	0.0	0.0	0/0	0	0	0
11/14	NEW ENGLAND						INACTIVE					
11/21	OAKLAND						INACTIVE					
11/28	at Buffalo						INACTIVE					
12/5	at Baltimore	1	1	3	0	3	0.0	0.0	0/0	1	0	0
12/12	CINCINNATI	1	1	6	0	6	0.0	0.0	0/0	1	0	0
12/19	N.Y. JETS	1	1	0	4	4	0.0	0.0	0/0	2	0	0



## Keisel's 2010 Game-by-Game Statistics (Continued)

Date	Opponent	GP	GS	T	AT	TOT	Sacks	Yds	Int/Yds	PD	FF	FR
12/23	CAROLINA	1	1	6	0	6	1.0	10.0	0/0	2	0	0
1/2	at Cleveland	1	1	1	0	1	1.0	5.0	0/0	0	1	0
<b>SEASON TOTALS</b>		<b>11</b>	<b>11</b>	<b>26</b>	<b>9</b>	<b>35</b>	<b>3.0</b>	<b>15.0</b>	<b>1/79t</b>	<b>6</b>	<b>2</b>	<b>0</b>

## POSTSEASON

1/15	BALTIMORE	1	1	1	3	4	0.0	0.0	0/0	0	0	1
1/23	N.Y. JETS	1	1	1	0	1	0.0	0.0	0/0	1	0	0
2/6	vs. Green Bay	1	1	2	1	3	0.0	0.0	0/0	0	0	0
<b>POSTSEASON TOTALS</b>		<b>3</b>	<b>3</b>	<b>4</b>	<b>4</b>	<b>8</b>	<b>0.0</b>	<b>0.0</b>	<b>0/0</b>	<b>1</b>	<b>0</b>	<b>1</b>

## Keisel's 2009 Game-by-Game Statistics

Date	Opponent	GP	GS	T	AT	TOT	Sacks	Yds	Int/Yds	PD	FF	FR
9/10	TENNESSEE	1	1	5	2	7	0.0	0.0	0/0	0	0	0
9/20	at Chicago	1	1	2	1	3	0.0	0.0	0/0	0	0	0
9/27	at Cincinnati	1	1	3	2	5	0.0	0.0	0/0	1	0	0
10/4	SAN DIEGO	1	1	1	0	1	0.0	0.0	0/0	0	0	0
10/11	at Detroit	1	1	3	1	4	0.0	0.0	0/0	0	0	0
10/18	CLEVELAND	1	1	1	2	3	0.0	0.0	0/0	1	0	1
10/25	MINNESOTA	1	1	4	2	6	1.0	15.0	0/0	0	1	0
11/9	at Denver	1	1	2	0	2	2.0	6.0	0/0	0	0	0
11/15	CINCINNATI	1	1	4	0	4	0.0	0.0	0/0	0	0	0
11/22	at Kansas City	1	1	3	0	3	0.0	0.0	0/0	1	0	0
11/29	at Baltimore	1	1	3	1	4	0.0	0.0	0/0	0	0	1
12/6	OAKLAND	1	1	4	4	8	0.0	0.0	0/0	0	0	0
12/10	at Cleveland	1	1	4	2	6	0.0	0.0	0/0	0	0	0
12/20	GREEN BAY	1	1	1	1	2	0.0	0.0	0/0	0	0	0
12/27	BALTIMORE	1	1	3	2	5	0.0	0.0	0/0	0	0	0
1/3	at Miami						INACTIVE					
<b>SEASON TOTALS</b>		<b>15</b>	<b>15</b>	<b>43</b>	<b>20</b>	<b>63</b>	<b>3.0</b>	<b>21.0</b>	<b>0/0</b>	<b>3</b>	<b>1</b>	<b>2</b>

## Keisel's 2008 Game-by-Game Statistics

Date	Opponent	GP	GS	T	AT	TOT	Sacks	Yds	Int/Yds	PD	FF	FR
9/7	HOUSTON	1	1	2	0	2	0.0	0.0	0/0	0	0	0
9/14	at Cleveland	1	1	0	1	1	0.0	0.0	0/0	0	0	0
9/21	at Philadelphia						INACTIVE					
9/29	BALTIMORE						INACTIVE					
10/5	at Jacksonville						INACTIVE					
10/19	at Cincinnati	1	1	3	0	3	0.0	0.0	0/0	0	0	0
10/26	NEW YORK GIANTS	1	1	6	2	8	0.0	0.0	0/0	0	0	0
11/3	at Washington	1	1	1	1	2	0.0	0.0	0/0	0	0	0
11/9	INDIANAPOLIS	1	1	1	2	3	0.0	0.0	0/0	0	0	0
11/16	SAN DIEGO	1	1	6	0	6	1.0	9.0	0/0	1	0	0
11/20	CINCINNATI	1	1	2	2	4	0.0	0.0	0/0	0	0	0
11/30	at New England						INACTIVE					
12/7	DALLAS						INACTIVE					
12/14	at Baltimore						INACTIVE					
12/21	at Tennessee	1	1	2	0	2	0.0	0.0	0/0	0	0	0
12/28	CLEVELAND	1	1	2	1	3	0.0	0.0	0/0	0	0	0
<b>SEASON TOTALS</b>		<b>10</b>	<b>10</b>	<b>25</b>	<b>9</b>	<b>34</b>	<b>1.0</b>	<b>9.0</b>	<b>0/0</b>	<b>1</b>	<b>0</b>	<b>0</b>

## POSTSEASON

1/11	SAN DIEGO	1	1	3	2	5	1.0	8.0	0/0	1	0	0
1/18	BALTIMORE	1	1	1	1	2	0.0	0.0	0/0	0	0	0
2/1	vs. Arizona	1	1	4	1	5	0.0	0.0	0/0	0	0	1
<b>POSTSEASON TOTALS</b>		<b>3</b>	<b>3</b>	<b>8</b>	<b>4</b>	<b>12</b>	<b>1.0</b>	<b>8.0</b>	<b>0/0</b>	<b>1</b>	<b>0</b>	<b>1</b>

## Brett Keisel

## Keisel's 2007 Game-by-Game Statistics

Date	Opponent	GP	GS	T	AT	TOT	Sacks	Yds	Int	PD	FF	FR
9/9	at Cleveland	1	1	1	1	2	0.0	0.0	0/0	0	0	0
9/16	BUFFALO	1	1	2	1	3	0.0	0.0	0/0	0	0	0
9/23	SAN FRANCISCO	1	1	0	1	1	0.0	0.0	0/0	1	0	0
9/30	at Arizona	1	1	2	0	2	0.0	0.0	0/0	1	0	0
10/7	SEATTLE	1	1	2	2	4	0.0	0.0	0/0	0	0	0
10/21	at Denver	1	1	4	0	4	0.0	0.0	0/0	0	0	0
10/28	at Cincinnati	1	1	2	1	3	0.0	0.0	0/0	0	0	0
11/5	BALTIMORE	1	1	1	1	2	0.0	0.0	0/0	1	0	0
11/11	CLEVELAND	1	1	1	1	2	0.0	0.0	0/0	2	0	0
11/18	at New York Jets	1	1	5	1	6	1.0	2.0	0/0	0	1	0
11/26	MIAMI	1	1	2	3	5	1.0	3.0	0/0	0	0	0
12/2	CINCINNATI	1	1	2	0	2	0.0	0.0	0/0	0	0	0
12/9	at New England	1	1	3	3	6	0.0	0.0	0/0	0	0	0
12/16	JACKSONVILLE	1	1	1	0	1	0.0	0.0	0/0	0	0	0
12/20	at St. Louis	1	1	1	0	1	0.0	0.0	0/0	0	0	0
12/30	at Baltimore	1	1	3	2	5	0.0	0.0	0/0	0	0	0
<b>SEASON TOTALS</b>		<b>16</b>	<b>16</b>	<b>32</b>	<b>17</b>	<b>49</b>	<b>2.0</b>	<b>5.0</b>	<b>0/0</b>	<b>5</b>	<b>1</b>	<b>0</b>

## POSTSEASON

1/5	JACKSONVILLE	1	1	2	5	7	0.0	0.0	0/0	1	0	0
<b>POSTSEASON TOTALS</b>		<b>1</b>	<b>1</b>	<b>2</b>	<b>5</b>	<b>7</b>	<b>0.0</b>	<b>0.0</b>	<b>0/0</b>	<b>1</b>	<b>0</b>	<b>0</b>

## Keisel's 2006 Game-by-Game Statistics

Date	Opponent	GP	GS	T	AT	TOT	Sacks	Yds	Int	PD	FF	FR
9/7	MIAMI	1	1	1	1	2	0.0	0.0	0/0	0	0	0
9/18	at Jacksonville	1	1	4	0	4	0.0	0.0	0/0	0	0	0
9/24	CINCINNATI	1	1	1	2	3	1.0	8.0	0/0	0	0	0
10/8	at San Diego	1	1	4	1	5	1.0	1.0	0/0	0	0	0
10/15	KANSAS CITY	1	1	3	1	4	0.0	0.0	0/0	0	0	0
10/22	at Atlanta	1	1	5	1	6	0.0	0.0	0/0	2	0	0
10/29	at Oakland	1	1	2	1	3	0.0	0.0	0/0	0	0	0
11/5	DENVER	1	1	1	1	2	0.0	0.0	0/0	0	0	0
11/12	NEW ORLEANS	1	1	5	3	8	1.0	5.0	0/0	1	0	1
11/19	at Cleveland	1	1	2	0	2	0.0	0.0	0/0	0	0	0
11/26	at Baltimore	1	1	2	3	5	0.0	0.0	0/0	0	0	0
12/3	TAMPA BAY	1	1	3	2	5	1.0	6.0	0/0	0	0	0
12/7	CLEVELAND	1	1	0	1	1	0.0	0.0	0/0	0	0	0
12/17	at Carolina	1	1	2	0	2	1.5	6.5	0/0	0	0	0
12/24	BALTIMORE	1	1	2	2	4	0.0	0.0	0/0	0	0	0
12/31	at Cincinnati	1	1	0	2	2	0.0	0.0	0/0	0	0	0
<b>SEASON TOTALS</b>		<b>16</b>	<b>16</b>	<b>37</b>	<b>21</b>	<b>58</b>	<b>5.5</b>	<b>26.5</b>	<b>0/0</b>	<b>3</b>	<b>0</b>	<b>1</b>

## Keisel's 2005 Game-by-Game Statistics

Date	Opponent	GP	GS	T	AT	TOT	Sacks	Yds	Int	PD	FF	FR
9/11	TENNESSEE	1	0	0	0	0	0.0	0.0	0/0	0	0	0
9/18	at Houston	1	0	2	0	2	0.0	0.0	0/0	1	0	0
9/25	NEW ENGLAND	1	0	0	0	0	0.0	0.0	0/0	0	0	0
10/10	at San Diego	1	0	0	0	0	0.0	0.0	0/0	0	0	0
10/16	JACKSONVILLE	1	0	1	0	1	0.0	0.0	0/0	0	0	0
10/23	at Cincinnati	1	0	0	0	0	0.0	0.0	0/0	0	0	0
10/31	BALTIMORE	1	0	1	0	1	1.0	3.0	0/0	0	0	0
11/6	at Green Bay	1	0	1	0	1	0.0	0.0	0/0	0	0	0
11/13	CLEVELAND	1	0	1	0	1	0.0	0.0	0/0	0	0	0
11/20	at Baltimore	1	0	0	1	1	0.0	0.0	0/0	0	0	0
11/28	at Indianapolis	1	0	1	0	1	0.0	0.0	0/0	0	0	0
12/4	CINCINNATI	1	0	0	0	0	0.0	0.0	0/0	1	0	0



Brett Keisel

## Keisel's 2005 Game-by-Game Statistics (Continued)

Date	Opponent	GP	GS	T	AT	TOT	Sacks	Yds	Int	PD	FF	FR
12/11	CHICAGO	1	0	1	0	1	0.0	0.0	0/0	0	0	0
12/18	at Minnesota	1	0	0	0	0	0.0	0.0	0/0	0	0	0
12/24	at Cleveland	1	0	3	0	3	2.0	17.0	0/0	0	1	0
1/1	DETROIT	1	0	1	0	1	0.0	0.0	0/0	0	0	0
<b>SEASON TOTALS</b>		<b>16</b>	<b>0</b>	<b>12</b>	<b>1</b>	<b>13</b>	<b>3.0</b>	<b>20.0</b>	<b>0/0</b>	<b>2</b>	<b>1</b>	<b>0</b>

## POSTSEASON

1/8	at Cincinnati	1	0	0	0	0	0.0	0.0	0/0	0	0	0
1/15	at Indianapolis	1	0	0	1	1	0.0	0.0	0/0	0	0	0
1/22	at Denver	1	0	4	0	4	2.0	10.0	0/0	0	1	0
2/5	vs. Seattle	1	0	2	0	2	0.0	0.0	0/0	0	0	0
<b>POSTSEASON TOTALS</b>		<b>4</b>	<b>0</b>	<b>6</b>	<b>1</b>	<b>7</b>	<b>2.0</b>	<b>10.0</b>	<b>0/0</b>	<b>0</b>	<b>1</b>	<b>0</b>

## Keisel's 2004 Game-by-Game Statistics

Date	Opponent	GP	GS	T	AT	TOT	Sacks	Yds	Int	PD	FF	FR
9/12	DAKLAND	1	0	0	1	1	0.0	0.0	0/0	0	0	0
9/19	at Baltimore	1	0	0	0	0	0.0	0.0	0/0	0	0	0
9/26	at Miami	1	0	0	0	0	0.0	0.0	0/0	0	0	0
10/3	CINCINNATI	1	0	0	0	0	0.0	0.0	0/0	0	0	0
10/10	CLEVELAND	1	0	0	0	0	0.0	0.0	0/0	0	0	0
10/17	at Dallas	1	0	0	0	0	0.0	0.0	0/0	0	0	0
10/31	NEW ENGLAND	1	0	0	0	0	0.0	0.0	0/0	0	0	0
11/7	PHILADELPHIA	1	0	0	0	0	0.0	0.0	0/0	0	0	0
11/14	at Cleveland	1	0	0	0	0	0.0	0.0	0/0	0	0	0
11/21	at Cincinnati	1	0	0	0	0	0.0	0.0	0/0	0	0	0
11/28	WASHINGTON						INACTIVE					
12/5	at Jacksonville						INACTIVE					
12/12	NEW YORK JETS						INACTIVE					
12/18	at New York Giants	1	0	0	0	0	0.0	0.0	0/0	0	0	0
12/26	BALTIMORE	1	0	0	1	1	0.0	0.0	0/0	0	0	0
1/2	at Buffalo	1	0	1	0	1	0.0	0.0	0/0	0	0	0
<b>SEASON TOTALS</b>		<b>13</b>	<b>0</b>	<b>1</b>	<b>2</b>	<b>3</b>	<b>0.0</b>	<b>0.0</b>	<b>0/0</b>	<b>0</b>	<b>0</b>	<b>0</b>

## POSTSEASON

1/15	NEW YORK JETS	1	0	0	0	0	0.0	0.0	0/0	0	0	0
1/23	NEW ENGLAND	1	0	0	0	0	0.0	0.0	0/0	0	0	0
<b>POSTSEASON TOTALS</b>		<b>2</b>	<b>0</b>	<b>0</b>	<b>0</b>	<b>0</b>	<b>0.0</b>	<b>0.0</b>	<b>0/0</b>	<b>0</b>	<b>0</b>	<b>0</b>

## Keisel's 2003 Game-by-Game Statistics

Date	Opponent	GP	GS	T	AT	TOT	Sacks	Yds	Int	PD	FF	FR
9/7	BALTIMORE						RESERVE/INJURED LIST					
9/14	at Kansas City						RESERVE/INJURED LIST					
9/21	at Cincinnati						RESERVE/INJURED LIST					
9/28	TENNESSEE						RESERVE/INJURED LIST					
10/5	CLEVELAND						RESERVE/INJURED LIST					
10/12	at Denver						RESERVE/INJURED LIST					
10/26	ST. LOUIS						RESERVE/INJURED LIST					
11/2	at Seattle						RESERVE/INJURED LIST					
11/9	ARIZONA						RESERVE/INJURED LIST					
11/17	at San Francisco						RESERVE/INJURED LIST					
11/23	at Cleveland						RESERVE/INJURED LIST					
11/30	CINCINNATI						RESERVE/INJURED LIST					
12/7	DAKLAND						RESERVE/INJURED LIST					
12/15	at New York Jets						RESERVE/INJURED LIST					
12/21	SAN DIEGO						RESERVE/INJURED LIST					
12/28	at Baltimore						RESERVE/INJURED LIST					
<b>SEASON TOTALS</b>		<b>0</b>	<b>0</b>	<b>0</b>	<b>0</b>	<b>0</b>	<b>0.0</b>	<b>0.0</b>	<b>0/0</b>	<b>0</b>	<b>0</b>	<b>0</b>

## Brett Keisel

## Keisel's 2002 Game-by-Game Statistics

Year	Team	GP	GS	T	AT	TOT	Sacks	Yds	Int	PD	FF	FR
9/9	at New England						INACTIVE					
9/15	OAKLAND						INACTIVE					
9/29	CLEVELAND						INACTIVE					
10/6	at New Orleans						INACTIVE					
10/13	at Cincinnati						INACTIVE					
10/21	INDIANAPOLIS						INACTIVE					
10/27	at Baltimore						INACTIVE					
11/3	at Cleveland						INACTIVE					
11/10	ATLANTA						INACTIVE					
11/17	at Tennessee						DID NOT PLAY					
11/24	CINCINNATI	1	0	0	0	0	0.0	0.0	0/0	0	0	0
12/1	at Jacksonville						INACTIVE					
12/8	HOUSTON	1	0	0	0	0	0.0	0.0	0/0	0	0	0
12/15	CARDINA	1	0	0	0	0	0.0	0.0	0/0	0	0	0
12/23	at Tampa Bay	1	0	0	0	0	0.0	0.0	0/0	0	0	0
12/29	BALTIMORE	1	0	0	0	0	0.0	0.0	0/0	0	0	0
<b>SEASON TOTALS</b>		<b>5</b>	<b>0</b>	<b>0</b>	<b>0</b>	<b>0</b>	<b>0.0</b>	<b>0.0</b>	<b>0/0</b>	<b>0</b>	<b>0</b>	<b>0</b>

## POSTSEASON

1/5	CLEVELAND	1	0	0	0	0	0.0	0.0	0/0	0	0	0
1/11	at Tennessee	1	0	0	0	0	0.0	0.0	0/0	0	0	0
<b>POSTSEASON TOTALS</b>		<b>2</b>	<b>0</b>	<b>0</b>	<b>0</b>	<b>0</b>	<b>0.0</b>	<b>0.0</b>	<b>0/0</b>	<b>0</b>	<b>0</b>	<b>0</b>

## Keisel's Career Statistics

## REGULAR SEASON

Year	Team	GP	GS	T	AT	TOT	Sacks	Yds	Int	PD	FF	FR
2002	Pittsburgh	5	0	0	0	0	0.0	0.0	0/0	0	0	0
2003	Pittsburgh						RESERVE/INJURED LIST					
2004	Pittsburgh	13	0	1	2	3	0.0	0.0	0/0	0	0	0
2005	Pittsburgh	16	0	12	1	13	3.0	20.0	0/0	2	1	0
2006	Pittsburgh	16	16	37	21	58	5.5	26.5	0/0	3	0	1
2007	Pittsburgh	16	16	32	17	49	2.0	5.0	0/0	5	0	0
2008	Pittsburgh	10	10	25	9	34	1.0	9.0	0/0	1	0	0
2009	Pittsburgh	15	15	43	20	63	3.0	21.0	0/0	3	1	2
2010	Pittsburgh	11	11	26	9	35	3.0	15.0	1/79t	6	2	0
<b>NFL Totals</b>		<b>102</b>	<b>68</b>	<b>176</b>	<b>79</b>	<b>255</b>	<b>17.5</b>	<b>96.5</b>	<b>1/79t</b>	<b>19</b>	<b>4</b>	<b>3</b>

Career Special Teams Tackles (33): 7 in '02, 0 in '03, 4 in '04, 22 in '05, 0 in '06, 0 in '07, 0 in '08, 0 in '09 and 0 in '10.

Additional Statistics: Returned two kickoffs for 23 yards (11.5 avg.) in 2005. Recovered a fumble on a muffed punt in 2002 and in 2005.

## POSTSEASON

Year	Team	GP	GS	T	AT	TOT	Sacks	Yds	Int	PD	FF	FR
2002	Pittsburgh	2	0	0	0	0	0.0	0.0	0/0	0	0	0
2004	Pittsburgh	2	0	0	0	0	0.0	0.0	0/0	0	0	0
2005	Pittsburgh	4	0	6	1	7	2.0	10.0	0/0	0	1	0
2007	Pittsburgh	1	1	2	5	7	0.0	0.0	0/0	1	0	0
2008	Pittsburgh	3	3	8	4	12	1.0	8.0	0/0	1	0	1
2010	Pittsburgh	3	3	4	4	8	0.0	0.0	0/0	1	0	1
<b>NFL Totals</b>		<b>15</b>	<b>7</b>	<b>20</b>	<b>14</b>	<b>34</b>	<b>3.0</b>	<b>18.0</b>	<b>0/0</b>	<b>3</b>	<b>1</b>	<b>2</b>



## CHRIS KEMOEAU OG

HEIGHT — 6-3

WEIGHT — 344

COLLEGE — Utah

BIRTHDATE — Jan. 4, 1983

BIRTHPLACE — Kahuku, Hawaii

HOW ACQUIRED — 06-'05 (#204)

NFL EXPERIENCE — 7th Year

68



## PRO

**(61-45/7-6):** Signed a five-year contract during the 2009 offseason to keep him with the team through the 2013 season...originally drafted by the Steelers in the sixth round (204th overall) of the 2005 NFL Draft.

**2010 (15-15/3-3):** Started 15 regular-season games at LG...missed one game due to a leg injury...paved the way for RB Rashard Mendenhall to rush for a career-high 1,273 yards and a career-high 13 touchdowns...helped block for Steelers' rushers to gain 120.3 yards per game on the ground...helped block for QB Ben Roethlisberger to throw for 3,200 yards and 17 touchdowns and for the Steelers' offense to gain 345.3 yards per game...started all three postseason contests at left guard...helped block for Steelers' rushers to gain 121.0 yards per game during the postseason and for Roethlisberger to throw for 622 yards and four touchdowns...**9/12 vs. Atlanta:** Helped block for QB Dennis Dixon to throw for a career-high 236 yards...helped block for Mendenhall rush for 120 yards including the game winning 50-yard touchdown run in overtime...helped block for a Steelers' rushing attack that had 143 yards on the ground...helped the Steelers offense gain 354 total yards...**9/19 at Tennessee:** Helped the Steelers' rushing attack gain 106 yards on the ground...**9/26 at Tampa Bay:** Helped block for a Steelers' rushing attack that gained 201 yards on the ground and 387 total yards...helped block for Mendenhall to have 143 yards rushing, and for QB Charlie Batch to throw for 186 yards and three first-half touchdowns...was part of an offensive line that did not commit any penalties or allow a sack...**10/3 vs. Baltimore:** Helped block for Mendenhall to rush for 79 yards and two touchdowns and for Batch to throw for 141 yards...**10/17 vs. Cleveland:** Helped block for Steelers' rushers to gain 121 yards on the ground...helped block for Mendenhall to rush for 84 yards and one touchdown and for Roethlisberger to throw for 257 yards and three touchdowns...was part of an offensive line that did not allow a sack for the second time this season...**10/24 at Miami:** Helped block for Roethlisberger to throw for 302 yards and two touch-

downs...**10/31 at New Orleans:** Made his 36th career start at left guard...**11/8 at Cincinnati:** Helped block for Steelers' rushers to gain 121 yards on the ground and for Roethlisberger to throw for 163 yards...left the game in the second quarter with a leg injury and did not return...**11/14 vs. New England:** Was inactive due to a leg injury...**11/21 vs. Oakland:** Returned to the starting lineup...helped block for Steelers' rushers to gain 162 yards on the ground, for Roethlisberger to throw for 275 yards and three touchdowns and for the Steelers' offense to gain 431 yards of total offense...**11/28 at Buffalo:** Helped block for Mendenhall to gain a season-high 151 yards rushing...helped block for Steelers' rushers to gain a season-high 206 yards rushing and for Roethlisberger to throw for 246 yards...helped block for a Steelers' offense that had 426 total yards...**12/5 at Baltimore:** Helped block for a Steelers' offense that gained 288 total yards and for Roethlisberger to throw for 253 yards and one touchdown...**12/12 vs. Cincinnati:** Helped block for a Steelers' offense to gain 354 total yards and for Roethlisberger to throw for 258 yards...**12/19 vs. N.Y. Jets:** Helped blocked for Mendenhall to gain 100 yards on the ground and for Roethlisberger to throw for 264 yards and one touchdown...**12/23 vs. Carolina:** Helped block for the Steelers' offense to gain 408 yards of total offense...helped block for Steelers' rushers to gain 115 yards on the ground and for Roethlisberger to throw for 320 yards and one touchdown...**1/2 at Cleveland:** Helped block for the Steelers' offense to gain 418 total yards and for Roethlisberger to throw for 280 yards and two touchdowns...**AFC Divisional Game 1/15 vs. Baltimore:** Played in his fifth career postseason game and started his fourth career postseason game at LG...helped block for the Steelers' offense to gain 263 total yards and for Roethlisberger to throw for 226 yards and two touchdowns...**AFC Championship Game 1/23 vs. N.Y. Jets:** Helped block for Mendenhall to rush for 121 yards and one touchdown...was part of an offensive line that didn't commit a penalty...**Super Bowl XLV 2/6 vs. Green Bay:** Helped block for the Steelers' offense to gain 387 total yards and for Roethlisberger to throw for 263 yards and two touchdowns.

## Chris Kemoeatu

**2009 (10-10):** Started 10 games at LG before suffering a knee injury...missed the final six games of the season...**9/10 vs. Tennessee:** Made his 17th consecutive start at LG...provided protection for Ben Roethlisberger to complete 33-of-43 passes (76.7 pct.) for 363 yards with one touchdown...**9/20 at Chicago:** Made his 18th consecutive start at LG...provided protection for Roethlisberger to complete 23-of-35 passes (65.7 pct.) for 221 yards with one touchdown...**9/27 at Cincinnati:** Made his 19th consecutive start at LG...paved way for Willie Parker to rush 25 times for 93 yards (3.7 avg.) with a long of 24...**10/4 vs. San Diego:** Made his 20th consecutive start at LG...paved the way for Rashard Mendenhall to rush 165 yards in 29 attempts (5.7 avg.) with two touchdowns...**10/11 at Detroit:** Made his 21st consecutive start at LG...provided protection for Ben Roethlisberger to complete 23-of-30 passes (76.7 pct.) for 277 yards with three touchdowns...**10/18 vs. Cleveland:** Made his 22nd consecutive start at LG...provided protection for Ben Roethlisberger to complete 23-of-35 passes (65.6 pct.) for 417 yards with two touchdowns...**10/25 vs. Minnesota:** Made his 23rd consecutive start at LG...provided protection for Ben Roethlisberger to complete 14-of-26 passes (53.8 pct.) for 175 yards with one touchdown...**11/9 at Denver:** Made his 24th consecutive start at LG...provided protection for Ben Roethlisberger to complete 21-of-29 passes (72.4 pct.) for 233 yards with one touchdown...paved the way for Rashard Mendenhall to rush 22 times for 155 yards (7.0 avg.) with a long of 36...**11/15 vs. Cincinnati:** Made his 25th consecutive start at LG...provided protection for Ben Roethlisberger to complete 20-of-40 passes (50.0 pct.) for 174 yards...**11/22 at Kansas City:** Made his 26th consecutive start at LG before leaving with an injury...provided protection for Ben Roethlisberger to complete 32-of-42 passes (76.2 pct.) for 398 yards with three touchdowns...**11/29 at Baltimore:** Was inactive due to a knee injury...**12/6 vs. Oakland:** Made his 45th career start at LG...paved the way for Rashard Mendenhall to rush 103 yards in 20 attempts (5.2 avg.) with one touchdown...provided protection for Ben Roethlisberger to complete 18-of-24 passes (75.0 pct.) for 278 yards with two touchdowns...**12/10 at Cleveland:** Made his 46th career start at LG...provided protection for Ben Roethlisberger to complete 18-of-32 passes (56.2 pct.) for 201 yards with a long of 24...**12/20 vs. Green Bay:** Was inactive due to a knee and arm injury...**12/27 vs. Baltimore:** Was inactive due to a knee injury...**1/3 at Miami:** Dressed but did not play.

**2008 (16-16/3-3):** Started all 16 regular-season games at LG for the first time in his career...started all three postseason games...paved way for Willie Parker to rush for the third-most yards (27-146, 5.4 avg.) in team postseason history versus San Diego in the AFC Divisional Game...**9/7 vs. Houston:** Played in his 13th consecutive game and made his third career start at LG...his protection allowed Ben Roethlisberger to finish 13-of-14 for 137 yards with two touchdowns and a passer rating of 147.0...**9/14 at Cleveland:** Made his second consecutive start at LG and paved the way for the Steelers to rush 31 times for 117 yards (3.8 avg.) as a team...**9/21 at Philadelphia:** Made his third consecutive start at LG...**9/29 vs. Baltimore:** Made his fourth consecutive start at LG...**10/5 at Jacksonville:** Made his fifth consecutive start at LG...provided the protection for Roethlisberger to finish 26-of-41 for 309 yards with three touchdowns and one interception...**10/19 at Cincinnati:** Made his sixth consecutive start at LG...paved the way for Mewelde Moore to rush 20 times for 120 yards (6.0 avg.) with two touchdowns...key cog of an offensive line which held the Bengals without a sack...**10/26 at New York Giants:** Started his seventh consecutive game at LG...paved the way for Moore to rush for 84 yards on 19 attempts (4.4 avg.) with a long of 32 and one touchdown...**11/3 at Washington:** Started his eighth consecutive game at LG...provided protection for Byron Leftwich to complete 7-of-10 passes for 129 yards with one touchdown and a passer rating of 145.8 during the second half...**11/9 vs. Indianapolis:** Made his ninth consecutive start at LG...paved the way for Moore to rush for two touchdowns, the third time this season that a Steelers running back has rushed for multiple touchdowns in the same game...**11/16 vs. San Diego:** Made his 10th consecutive start at LG...paved the way for Parker to rush 25 times for 115 yards (4.6 avg.) with a long of 13 yards...**11/20 vs. Cincinnati:** Made his 11th consecutive start at LG...provided protection for Roethlisberger to complete 17-of-30 passes for 243 yards with one touchdown and a passer rating of 94.2...**11/30 at New England:** Played in his 30th career game...paved way for the Steelers to rush for 161 yards on 34 attempts (4.7 avg.) with one touchdown and a long of 31 yards...**12/7 vs. Dallas:** Made his 13th consecutive start at LG...provided protection for Roethlisberger to complete 17-of-33 passes for 204 yards with one touchdown for a passer rating of 80.9...**12/14 at Baltimore:** Made his 14th consecutive start at LG...provided protection for Roethlisberger to complete 22-of-40 passes for 246 yards with one touchdown



## Chris Kemoatu

and a passer rating of 81.9...**12/21 at Tennessee:** Made his 15th consecutive start at LG...provided protection for Roethlisberger to pass for a season-high 329 yards on 25-of-39 attempts with two touchdowns and two interceptions...**12/28 vs. Cleveland:** Made his 16th consecutive start at LG...paved way for Parker to rush for 116 yards on 23 attempts (5.0 avg.) with one touchdown...**AFC Divisional Game 1/11 vs. San Diego:** Made his first career postseason start...paved way for Parker to rush for 146 yards on 27 attempts (5.4 avg.) with two touchdowns...**AFC Championship Game 1/18 vs. Baltimore:** Made his second consecutive postseason start at LG...provided protection for Roethlisberger to complete 16-of-33 passes for 255 yards with one touchdown for a passer rating of 84.8...**Super Bowl XLIII 2/1 vs. Arizona:** Made his third consecutive postseason start at LG...provided protection for Roethlisberger to complete 21-of-30 passes for 256 yards with one touchdown and one interception for a passer rating of 93.2.

**2007 (15-0-1-0):** Appeared in a career-high 15 games on special teams and as a backup at guard...played his first career playoff game against Jacksonville...**9/9 at Cleveland:** Saw limited action at LG during the Steelers' last two series...**9/16 vs. Buffalo:** Saw action at LG for the second consecutive game...**9/23 vs. San Francisco:** Dressed but did not see any action...**9/30 at Arizona:** Dressed but did not see action...**10/7 vs. Seattle:** Saw limited action late in the game during the Steelers' last two series...**10/21 at Denver:** Dressed but did not see any action...**10/28 at Cincinnati:** Only saw action on special teams...**11/5 vs. Baltimore:** Relieved Kendall Simmons in the fourth quarter at RG...was a factor in Ben Roethlisberger going 13-of-16 passing for 209 yards with a career-high five TDs, while registering a perfect passer rating of 158.3...also a major part in Roethlisberger being able to pass for a TD in 13 consecutive games, which broke Terry Bradshaw's previous record of 12 consecutive games...**11/11 vs. Cleveland:** Saw extensive play on the offensive line...helped the offense pick up 401 total yards, while helping Willie Parker to rush for 105 yards on 25 attempts (4.2 avg.), giving him his sixth 100-yard rushing game of the season...also made it possible for Roethlisberger to complete 23-of-35 passes for 278 yards and two TDs while finishing with a passer rating of 99.9...served as a fullback on goal-line unit for one play...**11/18 at New York Jets:** Saw action on special teams but did not get any offensive snaps...**11/26 vs. Miami:** Saw action on special teams but did not see any offensive snaps...**12/2 vs. Cincinnati:** Saw action

on special teams...**12/9 at New England:** Saw action on special teams in his 15th career game...**12/16 vs. Jacksonville:** Saw action on special teams, while playing in his 10th consecutive game...**12/20 at St. Louis:** Played in his 11th consecutive game and saw action on offense...helped Najeh Davenport run for 123 yards on 24 carries (5.1 avg.) and one TD, while also allowing Roethlisberger to finish 16-of-20 passing for 261 yards and three TDs, which gave him his third perfect (158.3) passer rating of his career, tying Peyton Manning's NFL record...**12/30 at Baltimore:** Saw action on the offensive line, while playing in his 12th consecutive game...**AFC Wild Card Game 1/5 vs. Jacksonville:** Saw action in his first playoff game...gave Roethlisberger time to finish 29-of-42 for 337 yards passing with two TDs...also helped Davenport finish the game with two rushing TDs.

**2006 (3-2/0-0):** Made two starts, the first two of his career, at RG...**9/7 vs. Miami:** Was inactive...**9/18 at Jacksonville:** Was inactive...**9/24 vs. Cincinnati:** Was inactive...**10/8 at San Diego:** Was inactive...**10/15 vs. Kansas City:** Made the first start of his career at RG in place of injured Kendall Simmons...helped the offense gain 457 total yards, including 219 rushing on 42 carries (5.2 avg.) and three TDs...**10/22 at Atlanta:** Saw significant playing time at RG in the second half...**10/29 at Oakland:** Started at RG for the second time in three games...was inactive for the remainder of the season.

**COLLEGE** Played left offensive guard during his first two years before shifting to the right side...shifted to the offensive line upon arrival at Utah...majored in sociology. **2004:** Cingular Wireless/ABC Sports and SL.com first-team All-American selection...first-team All-Mountain West Conference choice...started every game at right guard and did not allow a quarterback sack...participated in 745 snaps, leading the team with 81 knockdowns (7.4 per game)...credited with 10 touchdown resulting blocks as the offense averaged 499.8 yards per game...close to 80% of the team's red zone touchdowns came over his territory (right guard). **2003:** Played in eight games and started six at right guard...earned honorable mention All-Mountain West Conference honors...finished with 28 knockdown blocks and allowed two sacks for an offense that totaled 374.5 yards per game...finished the year with an 81% grade for blocking consistency. **2002:** Honorable mention All-Mountain West Conference...started every game at left guard...averaged 9.1 knockdowns (100) per game...allowed only two quarterback sacks. **2001:** Played in three games as a reserve left guard as true freshman.

## Chris Kemoatu

## PERSONAL

Attended Kahuku High School [Kahuku, Hawaii]...named Hawaii Defensive Player of the Year in 2000 and was a first-team All-State pick...served as team captain, leading Kahuku to the 2000 state championship...also an honor roll student...son of Manako Melino and Ahea Kolovetekina

Kemoatu...brother, Ma'ake, lettered in football at Utah from 1998-2001 and now plays for the Washington Redskins...brother, Tevita, was a defensive lineman at Utah from 2001-04...younger brother, Benji, is a junior on the Utah football team...resides in Kahuku, Hawaii in the off-season...Full name: Uikelotu Christopher Kemoatu.

## BYRON LEFTWICH QB

HEIGHT - 6-5

WEIGHT - 250

COLLEGE - Marshall

BIRTHDATE - Jan. 14, 1980

BIRTHPLACE - Washington, D.C.

HOW ACQUIRED - T-'10 (T.B.)

NFL EXPERIENCE - 9th Year

4



## PRO

**[58-49/7-6]:** Traded to his former team, the Pittsburgh Steelers, for a 7th-round draft pick on April 20, 2010...started the first three games for the Buccaneers during the 2009 season but battled an elbow injury...was placed on Reserve/Injured List on November 24, 2009...signed a two-year contract with the Tampa Bay Buccaneers on April 12, 2009...played in five games for the Steelers in 2008 as a reserve...signed a one-year contract with the Steelers on August 10, 2008 to be the backup QB...released by the Atlanta Falcons on February 15, 2008...played in three and started two games for the Falcons during the 2007 season...signed a two-year contract with Atlanta on September 18, 2007...released by the Jacksonville Jaguars on September 1, 2007...originally drafted by the Jacksonville Jaguars in the first round (7th overall) of the 2003 NFL Draft.

**2010 [1-0/0-0]:** Served as the backup quarterback...dressed but did not play until the final regular season game at Cleveland...finished the season 5-of-7 for 42 yards with zero touchdowns and no interceptions...**9/12 vs. Atlanta:** Was inactive due to a knee injury...**9/19 at Tennessee:** Was released a day prior to the game to allow room for additional defensive linemen...**9/26 at Tampa Bay:** Dressed but did not play...**10/3 vs. Baltimore:** Dressed but did not play...**10/17 vs. Cleveland:** Was the backup quarterback...dressed but did not play...**10/24 at Miami:** Was the backup quarterback...dressed but did not play...**10/31 at New Orleans:** Was the backup quarterback...dressed but did not play...**11/8 at Cincinnati:** Was the backup quarterback...dressed but did not play...**11/14 vs. New England:** Was the backup quarterback...dressed but did not play...**11/21 vs.**

**Oakland:** Was the backup quarterback...dressed but did not play...**11/28 at Buffalo:** Was the backup quarterback...dressed but did not play...**12/5 at Baltimore:** Served as the backup quarterback...dressed but did not play...**12/12 vs. Cincinnati:** Was the backup quarterback...dressed but did not play...**12/19 vs. N.Y. Jets:** Was the backup quarterback...dressed but did not play...**12/23 vs. Carolina:** Was the backup quarterback...dressed but did not play...**1/2 at Cleveland:** Saw action for the first time of the season in the second half in relief of QB Ben Roethlisberger...finished 5-of-7 for 42 yards...**AFC Divisional Game 1/15 vs. Baltimore:** Was the backup quarterback...dressed but did not play...**AFC Championship Game 1/23 vs. N.Y. Jets:** Was the backup quarterback...dressed but did not play...**Super Bowl XLV 2/6 vs. Green Bay:** Was the backup quarterback...dressed but did not play.

**2009 [3-3/0-0]:** Started the first three games of the season battling elbow problems...threw for 594 yards and four touchdowns...completed 54 percent of his passes and was only sacked twice in three games...sat out the next few games with an elbow injury and was inactive up until Week 11...placed on Reserve/Injured List after Week 11 and missed the rest of the season...**9/13 vs. Dallas:** Threw for 276 yards and one touchdown in the season-opening game...completed 25-of-41 passes...**9/20 at Buffalo:** Threw for 296 yards and three touchdowns...completed 26-of-50 passes...**9/27 vs. New York Giants:** Completed seven passes for 22 yards and one interception...played the game despite having an elbow injury. **10/4 at Washington:** Dressed but did not play...**10/11 at Philadelphia:** Dressed but did not play...**10/18 vs. Carolina:** Dressed but did not play...**10/25 vs. New England:** Dressed but did not play...**11/8 vs. Green Bay:** was



## Byron Leftwich

MEDIA INFORMATION

FOOTBALL STAFF

2011 PLAYERS

2010 IN REVIEW

STEELERS HISTORY

RECORDS

inactive...**11/15 at Miami**: was inactive...**11/22 vs. New Orleans**: was inactive...**11/24**: Placed on Reserve/Injured List.

**2008 (5-0/1-0)**: Played in five games, including one postseason contest...finished 21-of-36 for 303 yards and two touchdowns for a QB rating of 104.3...**9/7 vs. Houston**: Made his Steelers debut and played in his 50th career game when he relieved Ben Roethlisberger in the fourth quarter...he did not complete a pass in four attempts and rushed twice for zero yards...led the Steelers to one score in four drives as Jeff Reed hit a 44-yard field goal on Leftwich's third possession...**9/14 at Cleveland**: Did not play as Roethlisberger's backup...**9/21 at Philadelphia**: Played the final series in place of Roethlisberger, who left with a hand injury...completed 4-of-7 passes for 60 yards and a passer rating of 85.4...**9/29 vs. Baltimore**: Did not play as Roethlisberger's backup...**10/5 at Jacksonville**: Did not play as Roethlisberger's backup...**10/19 vs. Cincinnati**: Played in his 52nd career game when he relieved Roethlisberger on the game's final drive...completed 3-of-3 passes for 34 yards and one touchdown for a passer rating of 153.5...was his first touchdown pass as a member of the Steelers and the 53rd of his career...**10/26 vs. New York Giants**: Did not play as Roethlisberger's backup...**11/3 at Washington**: Made his fourth appearance as a member of the Steelers when he relieved Roethlisberger at the beginning of the second half...finished 7-of-10 (70.0 pct.) for 129 yards with one touchdown and a passer rating of 145.8...threw a season-long pass of 50 yards to Nate Washington...tossed a five-yard touchdown pass to Santonio Holmes in the fourth quarter...rushed once for minus-one yards...**11/9 vs. Indianapolis**: Did not play as Roethlisberger's backup...**11/16 vs. San Diego**: Did not play as Roethlisberger's backup...**11/20 vs. Cincinnati**: Did not play as Roethlisberger's backup...**11/30 at New England**: Did not play as Roethlisberger's backup...**12/7 vs. Dallas**: Did not play as Roethlisberger's backup...**12/14 at Baltimore**: Did not play as Roethlisberger's backup...**12/21 at Tennessee**: Did not play as Roethlisberger's backup...**12/28 vs. Cleveland**: Played in his 54th career game in relief of Roethlisberger...finished 7-for-12 for 80 yards and an eight-yard rushing touchdown for a passer rating of 78.5...**AFC Divisional Game 1/11 vs. San Diego**: Played in his second postseason game during the final two series of the fourth quarter...only pass attempt was incomplete...rushed four times for minus-two yards (-0.5 avg.) with a long of two yards...**AFC Championship Game 1/18 vs. Baltimore**:

Dressed but did not play as Roethlisberger's backup...**Super Bowl XLIII 2/1 vs. Arizona**: Dressed but did not play as Roethlisberger's backup.

**2007 (3-2)**: Played in three games with two starts for the Falcons after being signed on September 18... spent training camp with the Jacksonville Jaguars prior to being released during final roster cuts on September 1...played in three games for the Falcons with two starts...completed 32-of-59 passes for 279 yards with one touchdown and three interceptions for a passer rating of 51.4...was inactive for 10 games and served as the backup in one other game...**9/18**: Signed by Falcons...**9/23 vs. Carolina**: Was inactive...**9/30 vs. Houston**: Was inactive...**10/7 at Tennessee**: Completed 2-of-8 passes for 28 yards with one interception and a passer rating of 2.1...rushed three times for one yard...**10/15 vs. New York Giants**: Was inactive...**10/21 at New Orleans**: Made his first start as a member of the Falcons...completed 15-of-23 passes for 145 yards with one touchdown and a passer rating of 97.2...rushed three times for six yards prior to leaving the game with an ankle injury...**11/4 vs. San Francisco**: Was inactive...**11/11 at Carolina**: Was inactive...**11/18 vs. Tampa Bay**: Started his second game of the season...completed 15-of-27 passes for 106 yards with two interceptions and a passer rating of 32.7...**11/22 vs. Indianapolis**: Was inactive...**12/2 at St. Louis**: Was inactive...**12/10 vs. New Orleans**: Served as the backup...**12/16 at Tampa Bay**: Was inactive...**12/23 at Arizona**: Was inactive...**12/30 vs. Seattle**: Was inactive.

**2006 (6-6)**: Started the first six games of the season and completed 108-of-183 passes for 1,159 yards with seven touchdowns and five interceptions...rushed 25 times for 41 yards (1.6 avg.) with two touchdowns...was inactive for five games with an ankle injury before being placed on the Reserve/Injured List on December 1...**9/10 vs. Dallas**: Completed 23-of-34 passes (67.6 pct.) for 237 yards with one touchdown and one interception...rushed five times for seven yards (1.4 avg.) with one touchdown...**9/18 vs. Pittsburgh**: Completed 26-of-39 passes for 260 yards with one interception...**9/24 at Indianapolis**: Completed 16-of-28 passes for 107 yards with one touchdown and two interceptions...rushed six times for 14 yards (2.3 avg.) with one touchdown...**10/1 at Washington**: Completed 20-of-34 passes for 290 yards with a season-high three touchdowns and two interceptions...rushed five times for 14 yards (2.8 avg.)...**10/8 vs. New York Jets**: Completed 9-of-20 passes for 140 yards with two touchdowns...his touchdown

## Byron Leftwich

pass to George Wrihster was his 50th career touchdown pass...**10/22 at Houston:** Completed 14-of-28 passes for 125 yards before leaving with an ankle injury...**10/29 at Philadelphia:** Was inactive...**11/5 vs. Tennessee:** Was inactive...**11/12 vs. Houston:** Was inactive...**11/20 vs. New York Giants:** Was inactive...**11/26 at Buffalo:** Was inactive...**12/1:** Placed on the Reserve/Injured List.

**2005 (11-11):** Selected as an offensive captain by his teammates and started the first 11 games before fracturing his left ankle at Arizona on November 27... returned to start the AFC Wild Card Game at New England after missing the last five regular-season games... finished the season completing 175-of-302 passes (57.9 pct.) for 2,123 yards with 15 touchdowns and five interceptions...ranked seventh in the AFC and ninth in the NFL with an 89.3 passer rating...named to USA Today's All-Joe Team, which goes to players who overachieved...**9/11 vs. Seattle:** Completed 17-of-31 passes for 252 yards with two touchdowns and a passer rating of 103.2...also rushed four times for nine yards (2.3 avg.)...**9/18 at Indianapolis:** Completed 16-of-29 passes for 198 yards...rushed three times for 11 yards (3.7 avg.)...**9/25 at New York Jets:** Completed 16-of-23 passes (69.5 pct.) for 177 yards with two touchdowns and one interception...rushed two times for 12 yards (6.0 avg.)...threw the game-winning touchdown pass of 36 yards to Jimmy Smith in overtime...**10/2 vs. Denver:** Completed 20-of-34 passes (58.8 pct.) for 240 yards with one touchdown and two interceptions...**10/9 vs. Cincinnati:** Led the Jaguars to a primetime win by completing 10-of-24 passes for 161 yards with two touchdowns and a passer rating of 92.5...**10/16 at Pittsburgh:** Completed 19-of-35 passes for 177 yards with one touchdown and one interception...**10/30 at St. Louis:** Completed 18-of-31 passes (58.1 pct.) for 213 yards with two touchdowns and one interception...rushed one time for nine yards...surpassed 7,000 career passing yards...**11/6 vs. Houston:** Completed 19-of-25 passes (76.0 pct.) for 218 yards with one touchdown and a passer rating of 115.1...rushed four times for 10 yards (2.5 avg.) with one touchdown...**11/13 vs. Baltimore:** Completed 16-of-30 passes for 211 yards with one touchdown...**11/20 at Tennessee:** Completed 22-of-38 passes for a season-high 258 yards (57.8 pct.) with three touchdowns and a passer rating of 104.9... was his first career three-touchdown performance... also rushed six times for nine yards (1.5 avg.) with one touchdown...**11/27 at Arizona:** Completed his first two passes for 18 yards before leaving the game

with a fractured ankle...**12/3 at Cleveland:** Was inactive...**12/10 vs. Indianapolis:** Was inactive...**12/17 vs. San Francisco:** Was inactive...**12/24 at Houston:** Was inactive...**12/31 vs. Tennessee:** Was inactive...**AFC Wild Card Game 1/7 vs. New England:** Returned to lineup after missing the final five games of the regular season with a fractured ankle...completed 18-of-31 passes for 179 yards with one interception in a losing effort.

**2004 (14-14):** Started 14 games for the Jaguars... completed 267-of-441 passes (60.5 pct.) for a career-high 2,941 yards with 15 touchdowns and 10 interceptions...ranked 10th in the AFC with an 82.2 passer rating...**9/12 at Buffalo:** Completed 18-of-36 passes for 147 yards with one touchdown and two interceptions...threw the game-winning touchdown pass to Ernest Wilford with no time remaining on the clock... also rushed twice for 11 yards (5.5 avg.)...**9/19 vs. Denver:** Completed 8-of-16 passes for 120 yards with one touchdown...rushed twice for eight yards (4.0 avg.)...**9/26 at Tennessee:** Completed 14-of-20 passes (70.0 pct.) for 124 yards with one touchdown... led the game-winning touchdown drive in the fourth quarter for the second time in three weeks...**10/3 vs. Indianapolis:** Completed 29-of-41 passes (70.7 pct.) for 318 yards and one touchdown for a passer rating of 101.5...**10/10 at San Diego:** Completed 36-of-54 passes (66.7 pct.) for 357 yards with one touchdown and two interceptions...set single-game highs in attempts, completions and passing yards...**10/17 vs. Kansas City:** Led his third game-winning fourth quarter drive of the season when he hit Cortez Hankton for the winning score...completed 24-of-36 passes (66.7 pct.) for 298 yards with two touchdowns and a passer rating of 110.6...**10/24 at Indianapolis:** Made his 20th career start...notched his third 300-yard game in his last four starts...completed 23-of-30 passes for 300 yards with two touchdowns and one interception... led the team to its fourth come-from-behind victory in the fourth quarter...started the game by completing 10 straight passes and finished the game with a passer rating of 116.0...had thrown a touchdown pass in 12 straight games, which was the longest active streak in the AFC...broke team record with 15 consecutive completions including his last five vs. Kansas City on Oct. 17 and the first 10 of this game, topping the previous record of 13 set by Mark Brunell...**10/31 at Houston:** Completed 25-of-40 passes for 227 yards with two interceptions...left the game for two plays in the second quarter with an injured left knee, but returned to finish the game...**11/14 vs. Detroit:** Was inactive with



## Byron Leftwich

a left knee injury, snapping a string of 21 consecutive starts...**11/21 vs. Tennessee:** Was inactive...**11/28 at Minnesota:** Returned to the lineup after missing two games and completed 19-of-34 passes for 235 yards with one touchdown...**12/5 vs. Pittsburgh:** Completed 16-of-27 passes (59.3 pct.) for 268 yards with one touchdown...surpassed 5,000 passing yards (5,213) for his career...**12/12 vs. Chicago:** Completed 25-of-45 passes for 242 yards with two touchdowns and one interception...rushed four times for eight yards (2.0 avg.)...**12/19 at Green Bay:** Made his 25th career start...completed 9-of-20 passes for 121 yards with two touchdowns and a passer rating of 98.1...ran three times for nine yards (3.0 avg.)...was the sixth multiple touchdown game of his career and the second time producing back-to-back multiple touchdowns in his career...**12/26 vs. Houston:** Completed 6-of-14 passes for 35 yards with one interception...suffered a concussion in the first quarter but returned to the game before being relieved in the fourth quarter by David Garrard...**1/2 at Oakland:** Completed 15-of-28 passes 149 yards with one interception...rushed 10 times for 41 yards (4.1 avg.).

**2003 (15-13):** Took over the starting job in Week 4 at Houston after Mark Brunell injured his left elbow the week prior...finished the season with 2,819 passing yards, 14 touchdowns and 16 interceptions...tied for 11th in the AFC with a 73.0 passer rating, which is fourth highest of the 37 quarterbacks who have been drafted in the first round since 1983...13 starts tied for the ninth most by a rookie in Jaguars' history...**9/7 at Carolina:** Did not play...**9/14 vs. Buffalo:** Saw his first NFL action on the team's final drive...completed seven-of-eight passes for 92 yards, including his first NFL touchdown pass to George Wrihster...had a passer rating of 154.2...**9/21 at Indianapolis:** Played on the final drive of the game...completed four-of-five passes for 32 yards with an eight-yard touchdown pass to Matthew Hatchette...**9/28 at Houston:** Completed 17-of-36 passes for 231 yards with one touchdown and three interceptions in his first career NFL start...rushed twice for 11 yards (5.5 avg.)...**10/5 vs. San Diego:** Notched his first career NFL win as a starting quarterback...completed 19-of-28 passes for 336 yards with two touchdowns for a passer rating of 132.4...passer rating was the fourth-highest single-game rating in Jaguars' history and passing yards were the 11th-highest total and most of any Jaguars QB other than Brunell...**10/12 vs. Miami:** Completed 24-of-42 passes for 256 yards with three interceptions...rushed five times for 24 yards (4.8 avg.) with

his first career NFL rushing touchdown...**10/26 vs. Tennessee:** Completed 15-of-27 passes for 158 yards with one touchdown and two interceptions...**11/2 at Baltimore:** Completed 22-of-34 passes for 208 yards with one touchdown and one interception for a passer rating of 79.0...**11/9 vs. Indianapolis:** Completed 12-of-22 passes for 179 yards with one touchdown for a passer rating of 96.6...led the Jaguars to a last-minute victory...rushed three times for six yards (2.0 avg.) with one touchdown...had produced a touchdown in eight straight games (running or passing) at the start of his career, tied for the second-longest streak for players who began their careers since 1970...**11/16 at Tennessee:** Completed 15-of-31 passes for 151 yards with two interceptions...**11/23 at New York Jets:** Completed 17-of-33 passes for 172 yards with one interception...**11/30 vs. Tampa Bay:** Led the Jaguars to victory over the defending Super Bowl champion Buccaneers on ESPN "Sunday Night Football"...completed 20-of-34 passes for 224 yards with two touchdowns for a passer rating of 98.2...threw a 48-yard touchdown to Jimmy Smith in the fourth quarter...**12/7 vs. Houston:** Completed 18-of-29 passes for 194 yards with one touchdown...**12/14 at New England:** Completed 21-of-40 passes for 288 yards with one touchdown and two interceptions...rushed three times for 10 yards (3.3 avg.)...**12/21 vs. New Orleans:** Completed 9-of-17 passes for 131 yards with one touchdown and two interceptions...rushed twice for 23 yards (11.5 avg.)...**12/28 at Atlanta:** Completed 19-of-32 passes for 167 yards with one touchdown and a passer rating of 83.7...rushed three times for 33 yards (11.0 avg.).

## COLLEGE

One of the most prolific passers in college football history, setting Mid-American Conference career records for passing yards and total offense...three-year starter who completed 939-of-1,442 passes (65.1 pct.) for 11,903 yards with 89 touchdowns and 28 interceptions...amassed 12,090 yards of total offense on 1,632 plays...inducted into the Marshall University Hall of Fame in 2007...graduated with a degree in business. **2002:** Finished sixth in voting for Heisman Trophy...was first-team All-MAC...became the first repeat winner of the conference's Offensive Player of the Year in a decade...completed 331-of-491 passes for 4,268 yards with 30 touchdowns and 10 interceptions. **2001:** Completed 315-of-470 passes for 4,132 yards with 38 touchdowns and seven interceptions...named MAC Offensive Player of the Year...won the Vern Smith leadership award...was a semifinalist for the 2001

## Byron Leftwich

Offensive Player of the Year award as voted by Football News...twice earned MAC Player of the Week honors for the weeks of October 1 and 22. **2000**: Completed 279-of-457 passes for 3,358 yards with 21 touchdowns and nine interceptions...was named MAC Player of the Week for the week of October 3. **1999**: Spent the season as the backup to Chad Pennington.

## PERSONAL

Attended H.D. Woodson High in Washington, D.C. where he lettered in football, basketball and baseball...named All-Metro, George Michael's Golden 11 and Offensive Player of the Year as a senior...Full name: Byron Antron Leftwich.

## Leftwich's 2010 Game-by-Game Statistics

Date	Opponent	GP	GS	Att	Cmp	Pct	Yds	Att	TD	Int	Lg	Sk	Lst	Rtg
9/12	ATLANTA						INACTIVE							
9/19	at Tennessee						NOT WITH TEAM							
9/26	at Tampa Bay						DID NOT PLAY							
10/3	BALTIMORE						DID NOT PLAY							
10/17	CLEVELAND						DID NOT PLAY							
10/24	at Miami						DID NOT PLAY							
10/31	at New Orleans						DID NOT PLAY							
11/8	at Cincinnati						DID NOT PLAY							
11/14	NEW ENGLAND						DID NOT PLAY							
11/21	OAKLAND						DID NOT PLAY							
11/28	at Buffalo						DID NOT PLAY							
12/5	at Baltimore						DID NOT PLAY							
12/12	CINCINNATI						DID NOT PLAY							
12/19	N.Y. JETS						DID NOT PLAY							
12/23	CAROLINA						DID NOT PLAY							
1/2	at Cleveland	1	0	7	5	71.4	42	6.0	0	0	14	2	7	86.6
<b>SEASON TOTALS</b>		<b>1</b>	<b>0</b>	<b>7</b>	<b>5</b>	<b>71.4</b>	<b>42</b>	<b>6.0</b>	<b>0</b>	<b>0</b>	<b>14</b>	<b>2</b>	<b>7</b>	<b>86.6</b>

## POSTSEASON

1/15	BALTIMORE						DID NOT PLAY							
1/23	N.Y. JETS						DID NOT PLAY							
2/6	vs. Green Bay						DID NOT PLAY							
<b>POSTSEASON TOTALS</b>		<b>0</b>	<b>0</b>	<b>0</b>	<b>0</b>	<b>0.0</b>	<b>0</b>	<b>0.0</b>	<b>0</b>	<b>0</b>	<b>0</b>	<b>0</b>	<b>0</b>	<b>0.0</b>

## Leftwich's 2009 Game-by-Game Statistics

Date	Opponent	GP	GS	Att	Cmp	Pct	Yds	Yds/Att	TD	Int	Lg	Sack	Lost	Rtg
9/13	DALLAS	1	1	41	25	61.0	276	6.7	1	0	47	0	0	89.1
9/20	at Buffalo	1	1	50	26	52.0	296	5.9	3	2	42	2	12	73.4
9/27	NEW YORK GIANTS	1	1	16	7	43.8	22	1.4	0	1	7	1	3	25.0
10/4	at Washington						DID NOT PLAY							
10/11	at Philadelphia						DID NOT PLAY							
10/18	CAROLINA						DID NOT PLAY							
10/25	NEW ENGLAND						DID NOT PLAY							
11/8	GREEN BAY						INACTIVE							
11/15	at Miami						INACTIVE							
11/22	NEW ORLEANS						INACTIVE							
11/29	at Atlanta						RESERVE/INJURED LIST							
12/6	at Carolina						RESERVE/INJURED LIST							
12/13	NEW YORK JETS						RESERVE/INJURED LIST							
12/20	at Seattle						RESERVE/INJURED LIST							
12/27	at New Orleans						RESERVE/INJURED LIST							
1/3	Atlanta						RESERVE/INJURED LIST							
<b>SEASON TOTALS</b>		<b>3</b>	<b>3</b>	<b>107</b>	<b>58</b>	<b>54.2</b>	<b>594</b>	<b>5.6</b>	<b>4</b>	<b>3</b>	<b>47</b>	<b>3</b>	<b>15</b>	<b>71.2</b>

## Leftwich's 2008 Game-by-Game Statistics

Date	Opponent	GP	GS	Att	Cmp	Pct	Yds	Yds/Att	TD	Int	Lg	Sack	Lost	Rtg
9/7	HOUSTON	1	0	4	0	0.0	0	0.0	0	0	0	0	0	39.6
9/14	at Cleveland						DID NOT PLAY							
9/21	at Philadelphia	1	0	7	4	57.1	60	8.6	0	0	21	1	9	85.4
9/29	BALTIMORE						DID NOT PLAY							
10/5	at Jacksonville						DID NOT PLAY							
10/19	at Cincinnati	1	0	3	3	100.0	34	11.3	1	0	16	0	0	153.5



## Leftwich's 2008 Game-by-Game Statistics (Continued)

Date	Opponent	GP	GS	Att	Cmp	Pct	Yds	Yds/Att	TD	Int	Lg	Sack	Lost	Rtg
10/26	NEW YORK GIANTS					DID NOT PLAY								
11/3	at Washington	1	0	10	7	70.0	129	12.9	1	0	50	2	13	145.8
11/9	INDIANAPOLIS					DID NOT PLAY								
11/16	SAN DIEGO					DID NOT PLAY								
11/20	CINCINNATI					DID NOT PLAY								
11/30	at New England					DID NOT PLAY								
12/7	DALLAS					DID NOT PLAY								
12/14	at Baltimore					DID NOT PLAY								
12/21	at Tennessee					DID NOT PLAY								
12/28	CLEVELAND	1	0	12	7	58.3	80	6.7	0	0	21	0	0	78.5
<b>SEASON TOTALS</b>		<b>5</b>	<b>0</b>	<b>36</b>	<b>21</b>	<b>58.3</b>	<b>303</b>	<b>8.4</b>	<b>2</b>	<b>0</b>	<b>50</b>	<b>3</b>	<b>22</b>	<b>104.3</b>

## POSTSEASON

1/11	SAN DIEGO	1	0	1	0	0.0	0	0.0	0	0	0	0	0	39.6
1/18	BALTIMORE					DID NOT PLAY								
2/1	vs. Arizona					DID NOT PLAY								
<b>POSTSEASON TOTALS</b>		<b>1</b>	<b>0</b>	<b>1</b>	<b>0</b>	<b>0.0</b>	<b>0</b>	<b>0.0</b>	<b>0</b>	<b>0</b>	<b>0</b>	<b>0</b>	<b>0</b>	<b>39.6</b>

## Leftwich's 2007 Game-by-Game Statistics

Date	Opponent	GP	GS	Att	Cmp	Pct	Yds	Yds/Att	TD	Int	Lg	Sack	Lost	Rtg
9/9	at Minnesota					NOT WITH TEAM								
9/16	at Jacksonville					NOT WITH TEAM								
9/23	CAROLINA					INACTIVE								
9/30	HOUSTON					INACTIVE								
10/7	at Tennessee	1	0	8	2	25.0	28	3.5	0	1	18	1	8	2.1
10/15	NEW YORK GIANTS					INACTIVE								
10/21	at New Orleans	1	1	23	15	65.2	145	6.3	1	0	23	1	7	97.2
11/4	SAN FRANCISCO					INACTIVE								
11/11	at Carolina					INACTIVE								
11/18	TAMPA BAY	1	1	27	15	53.6	106	3.9	0	2	14	4	19	32.7
11/22	INDIANAPOLIS					INACTIVE								
12/2	at St. Louis					INACTIVE								
12/10	NEW ORLEANS					DID NOT PLAY								
12/16	at Tampa Bay					INACTIVE								
12/23	at Arizona					INACTIVE								
12/30	SEATTLE					INACTIVE								
<b>SEASON TOTALS</b>		<b>3</b>	<b>2</b>	<b>58</b>	<b>32</b>	<b>55.2</b>	<b>279</b>	<b>4.8</b>	<b>1</b>	<b>3</b>	<b>23</b>	<b>6</b>	<b>34</b>	<b>51.4</b>

## Leftwich's 2006 Game-by-Game Statistics

Date	Opponent	GP	GS	Att	Cmp	Pct	Yds	Yds/Att	TD	Int	Lg	Sack	Lost	Rtg
9/10	DALLAS	1	1	34	24	67.6	237	6.9	1	1	30	1	8	85.0
9/18	PITTSBURGH	1	1	39	26	66.7	260	6.7	0	1	48	1	8	74.7
9/24	at Indianapolis	1	1	28	16	57.1	107	3.8	1	2	17	1	1	47.8
10/1	at Washington	1	1	34	20	58.8	290	8.5	3	1	51t	4	15	103.8
10/8	NEW YORK JETS	1	1	20	9	45.0	140	7.0	2	0	40	1	9	102.1
10/22	at Houston	1	1	28	14	50.0	125	4.5	0	0	19	1	7	62.4
10/29	at Philadelphia					INACTIVE								
11/5	TENNESSEE					INACTIVE								
11/12	HOUSTON					INACTIVE								
11/20	NEW YORK GIANTS					INACTIVE								
11/26	at Buffalo					INACTIVE								
12/3	at Miami					RESERVE/INJURED LIST								
12/10	INDIANAPOLIS					RESERVE/INJURED LIST								
12/17	at Tennessee					RESERVE/INJURED LIST								
12/24	NEW ENGLAND					RESERVE/INJURED LIST								
12/31	at Kansas City					RESERVE/INJURED LIST								
<b>SEASON TOTALS</b>		<b>6</b>	<b>6</b>	<b>183</b>	<b>108</b>	<b>59.0</b>	<b>1,159</b>	<b>6.3</b>	<b>7</b>	<b>5</b>	<b>51t</b>	<b>9</b>	<b>48</b>	<b>79.0</b>

## Leftwich's 2005 Game-by-Game Statistics

Date	Opponent	GP	GS	Att	Cmp	Pct	Yds	Yds/Att	TD	Int	Lg	Sack	Lost	Rtg
9/11	SEATTLE	1	1	31	17	54.8	252	5.3	2	0	45	3	15	103.2
9/18	at Indianapolis	1	1	29	16	55.2	198	8.1	0	0	41	6	23	76.5

## Byron Leftwich

### Leftwich's 2005 Game-by-Game Statistics (Continued)

Date	Opponent	GP	GS	Att	Cmp	Pct	Yds	Yds/Att	TD	Int	Lg	Sack	Lost	Rtg
9/25	at New York Jets	1	1	23	16	69.5	177	6.8	2	1	36t	2	8	103.0
10/2	DENVER	1	1	34	20	58.8	240	7.7	1	2	45t	2	11	65.8
10/9	CINCINNATI	1	1	24	10	41.7	161	7.1	2	0	26t	0	0	92.5
10/16	at Pittsburgh	1	1	35	19	54.2	177	6.7	1	1	41	3	24	66.0
10/30	at St. Louis	1	1	31	18	58.1	213	5.1	2	1	37	2	7	87.2
11/6	HOUSTON	1	1	25	19	76.0	218	6.9	1	0	39	2	4	115.1
11/13	BALTIMORE	1	1	30	16	53.3	211	8.7	1	0	42	1	6	86.9
11/20	at Tennessee	1	1	38	22	57.8	258	7.0	3	0	22	2	12	104.9
11/27	at Arizona	1	1	2	2	100.0	18	6.8	0	0	15	0	0	104.2
12/3	at Cleveland													
12/10	INDIANAPOLIS													
12/17	SAN FRANCISCO													
12/24	at Houston													
12/31	TENNESSEE													
<b>SEASON TOTALS</b>		<b>11</b>	<b>11</b>	<b>302</b>	<b>175</b>	<b>57.9</b>	<b>2,124</b>	<b>7.0</b>	<b>15</b>	<b>5</b>	<b>45</b>	<b>23</b>	<b>110</b>	<b>89.3</b>

### POSTSEASON

1/7	at New England	1	1	31	18	58.1	179	5.8	0	1	24	4	30	61.1
<b>POSTSEASON TOTALS</b>		<b>1</b>	<b>1</b>	<b>31</b>	<b>18</b>	<b>58.1</b>	<b>179</b>	<b>5.8</b>	<b>0</b>	<b>1</b>	<b>24</b>	<b>4</b>	<b>30</b>	<b>61.1</b>

### Leftwich's 2004 Game-by-Game Statistics

Date	Opponent	GP	GS	Att	Cmp	Pct	Yds	Yds/Att	TD	Int	Lg	Sack	Lost	Rtg
9/12	at Buffalo	1	1	36	18	50.0	147	4.1	1	2	45	2	5	46.9
9/19	DENVER	1	1	16	8	50.0	120	7.5	1	0	31	1	4	95.8
9/26	at Tennessee	1	1	20	14	70.0	124	6.2	1	0	25	2	7	102.9
10/3	INDIANAPOLIS	1	1	41	29	70.7	318	7.8	1	0	40t	1	7	101.5
10/10	at San Diego	1	1	54	36	66.7	357	6.6	1	2	38	3	8	75.9
10/17	KANSAS CITY	1	1	36	24	66.7	298	8.3	2	0	64t	4	21	110.6
10/24	at Indianapolis	1	1	30	23	76.7	300	10.0	2	1	65	3	14	116.0
10/31	at Houston	1	1	40	25	62.5	227	5.7	0	2	28	1	7	57.0
11/14	DETROIT													
11/21	TENNESSEE													
11/28	at Minnesota	1	1	34	19	55.9	235	6.9	1	0	43	2	10	87.3
12/5	PITTSBURGH	1	1	27	16	59.3	268	9.9	1	0	56	2	9	105.2
12/12	CHICAGO	1	1	45	25	55.6	242	5.4	2	1	31t	0	0	76.3
12/19	at Green Bay	1	1	20	9	45.0	121	6.1	2	0	31t	1	6	98.1
12/26	HOUSTON	1	1	14	6	42.9	35	2.5	0	1	9	2	16	20.5
1/2	at Oakland	1	1	28	15	53.6	149	5.3	0	1	46	1	0	54.0
<b>SEASON TOTALS</b>		<b>14</b>	<b>14</b>	<b>441</b>	<b>267</b>	<b>60.5</b>	<b>2,941</b>	<b>6.7</b>	<b>15</b>	<b>10</b>	<b>65</b>	<b>25</b>	<b>114</b>	<b>82.2</b>

### Leftwich's 2003 Game-by-Game Statistics

Date	Team	GP	GS	Att	Comp	Pct	Yds	Yds/Att	TD	Int	Lg	Sk	Lost	Rating	
9/7	at Carolina														
DID NOT PLAY															
9/14	BUFFALO	1	0	8	7	87.5	92	11.5	1	0	29	0	0	154.2	
9/21	at Indianapolis	1	0	5	4	80.0	32	6.4	1	0	14	0	0	132.9	
9/28	at Houston	1	1	36	17	47.2	231	6.4	1	3	84t	0	0	42.7	
10/5	SAN DIEGO	1	1	28	19	67.9	336	12.0	2	0	60t	3	23	132.4	
10/12	MIAMI	1	1	42	24	57.4	256	6.1	0	3	31	4	12	45.3	
10/26	TENNESSEE	1	1	27	15	55.6	158	5.9	1	2	49t	2	5	54.2	
11/2	at Baltimore	1	1	34	22	64.7	208	6.1	1	1	27	4	22	79.0	
11/9	INDIANAPOLIS	1	1	22	12	54.5	179	8.1	1	0	43t	0	0	96.6	
11/16	at Tennessee	1	1	31	15	48.4	151	4.9	0	2	25	1	6	35.8	
11/23	at New York Jets	1	1	33	17	51.5	172	5.2	0	1	22	1	0	54.1	
11/30	TAMPA BAY	1	1	34	20	58.8	224	6.6	2	0	48t	0	0	98.2	
12/7	HOUSTON	1	1	29	18	62.1	194	6.7	1	0	32t	1	12	93.2	
12/14	at New England	1	1	40	21	52.5	288	7.2	1	2	67	1	6	63.3	
12/21	NEW ORLEANS	1	1	17	9	52.9	131	7.7	1	2	30	1	0	58.3	
12/28	at Atlanta	1	1	32	19	59.4	167	5.2	1	0	16	1	4	83.7	
<b>SEASON TOTALS</b>		<b>15</b>	<b>13</b>	<b>418</b>	<b>239</b>	<b>57.2</b>	<b>2,819</b>	<b>6.7</b>	<b>14</b>	<b>16</b>	<b>84t</b>	<b>19</b>	<b>90</b>	<b>73.0</b>	



## Leftwich's Career Statistics

## REGULAR SEASON

## PASSING

Year	Team	GP	GS	Att	Comp	Pct	Yds	Yds/Att	TD	Int	Lg	Sk	Lost	Rating
2003	Jacksonville	15	13	418	239	57.2	2,819	6.7	14	16	84t	19	90	73.0
2004	Jacksonville	14	14	441	267	60.5	2,941	6.7	15	10	65	25	114	82.2
2005	Jacksonville	11	11	302	175	57.9	2,123	7.0	15	5	45t	23	110	89.3
2006	Jacksonville	6	6	183	108	59.0	1,159	6.3	7	5	51t	9	48	79.0
2007	Atlanta	3	2	58	32	55.2	279	4.8	1	2	23	6	34	59.5
2008	Pittsburgh	5	0	36	21	58.3	303	8.4	2	0	50	3	22	104.3
2009	Tampa Bay	3	3	107	58	54.2	594	5.6	4	3	47	3	15	71.2
2010	Pittsburgh	1	0	7	5	71.4	42	6.0	0	0	14	2	7	86.6
<b>NFL Totals</b>		<b>55</b>	<b>49</b>	<b>1552</b>	<b>905</b>	<b>58.3</b>	<b>10,260</b>	<b>6.6</b>	<b>58</b>	<b>41</b>	<b>84t</b>	<b>89</b>	<b>425</b>	<b>79.7</b>
<b>Steelers Totals</b>		<b>6</b>	<b>0</b>	<b>43</b>	<b>26</b>	<b>60.5</b>	<b>345</b>	<b>8.0</b>	<b>2</b>	<b>0</b>	<b>50</b>	<b>5</b>	<b>29</b>	<b>101.4</b>

Career Record as a Starter 24-25 (.490): 5-8 (.385) in '03, 7-6 (.538) in '04, 9-3 (.750) in '05, 3-3 (.500) in '06, 0-2 (.000) in '07, 0-0 (.000) in '08, 0-3 (.000) in '09 and 0-0 (.000) in '10.

## POSTSEASON

## PASSING

Year	Team	GP	GS	Att	Comp	Pct	Yds	Yds/Att	TD	Int	Lg	Sk	Lost	Rating
2005	Jacksonville	1	1	31	18	58.1	179	5.8	0	1	24	4	30	61.6
2008	Pittsburgh	1	0	1	0	0.0	0	0.0	0	0	0	0	0	39.6
2010	Pittsburgh	0	0	0	0	0.0	0	0.0	0	0	0	0	0	0.0
<b>NFL Totals</b>		<b>2</b>	<b>1</b>	<b>32</b>	<b>18</b>	<b>56.3</b>	<b>179</b>	<b>5.6</b>	<b>0</b>	<b>1</b>	<b>24</b>	<b>4</b>	<b>30</b>	<b>59.2</b>
<b>Steelers Totals</b>		<b>1</b>	<b>0</b>	<b>1</b>	<b>0</b>	<b>0.0</b>	<b>0</b>	<b>0.0</b>	<b>0</b>	<b>0</b>	<b>0</b>	<b>0</b>	<b>0</b>	<b>39.6</b>

Career Record as a Starter 0-1 (.000) 0-1 (.000) in '06.

## RUSHING

Year	Team	Att	Yds	Avg	Lg	TD
2003	Jacksonville	25	108	4.3	18	2
2004	Jacksonville	39	148	3.8	17	2
2005	Jacksonville	31	67	2.2	9	2
2006	Jacksonville	25	41	1.6	7	2
2007	Atlanta	6	7	1.2	7	0
2008	Pittsburgh	4	7	1.8	8t	1
2009	Tampa Bay	6	6	1.0	4	0
2010	Pittsburgh	0	0	0.0	0	0
<b>NFL Totals</b>		<b>7</b>	<b>24</b>	<b>3.4</b>	<b>18</b>	<b>0</b>
<b>Steelers Totals</b>		<b>4</b>	<b>-2</b>	<b>-0.5</b>	<b>2</b>	<b>0</b>

## POSTSEASON

## RUSHING

Year	Team	Att	Yds	Avg	Lg	TD
2005	Jacksonville	3	26	8.7	18	0
2008	Pittsburgh	4	-2	-0.5	2	0
2010	Pittsburgh	0	0	0.0	0	0
<b>NFL Totals</b>		<b>7</b>	<b>24</b>	<b>3.4</b>	<b>18</b>	<b>0</b>
<b>Steelers Totals</b>		<b>4</b>	<b>-2</b>	<b>-0.5</b>	<b>2</b>	<b>0</b>

## DOUG LEGURSKY [

HEIGHT - 6-1

WEIGHT - 315

COLLEGE - Marshall

BIRTHDATE - June 9, 1986

BIRTHPLACE - Frankfurt, Germany

HOW ACQUIRED - FA-'08

NFL EXPERIENCE - 3rd Year

64



PRO

**[25-4/3-1]:** Re-signed by the Pittsburgh Steelers on February 12, 2009...signed to the Steelers practice squad on October 1, 2008...released by the Steelers on August 30, 2008...re-signed by the Steelers on August 2, 2008...was released by the Steelers on June 28, 2008...originally signed as a rookie free agent by the Steelers on April 28, 2007.

**[16-4/3-1]:** Saw significant playing time on the offensive line at guard and at center...played in all 16 regular-season games, starting four of them...helped pave the way for RB Rashard Mendenhall to rush for a career-high 1,273 yards and a career-high 13 touchdowns...helped block for Steelers' rushers to gain 120.3 yards per game on the ground...helped block for QB Ben Roethlisberger to throw for 3,200

## Doug Legursky

yards and 17 touchdowns and for the Steelers' offense to gain 345.3 yards per game...played in all three post-season contests and made his first career postseason start in place of injured C Maurkice Pouncey in Super Bowl XLV...helped block for Steelers' rushers to gain 121.0 yards per game during the postseason and for Roethlisberger to throw for 622 yards and four touchdowns...**9/12 vs. Atlanta:** Helped block for QB Dennis Dixon to throw for a career-high 236 yards...helped block for a Steelers' rushing attack that had 143 yards on the ground...**9/19 at Tennessee:** Saw action at offensive guard...**9/26 at Tampa Bay:** Started his first career game at right guard in place of injured RG Trai Essex...helped block for a Steelers' rushing attack that gained 201 yards on the ground and 387 total yards...helped block for Mendenhall to have 143 yards rushing...helped block for QB Charlie Batch to throw for 186 yards and three first-half touchdowns...was part of an offensive line that did not commit any penalties or allow a sack...**10/3 vs. Baltimore:** Made his second consecutive start at right guard in place of injured RG Trai Essex...helped block for Mendenhall to rush for 79 yards and two touchdowns and for Batch to throw for 141 yards...**10/17 vs. Cleveland:** Made his third consecutive start at right guard in place of injured RG Trai Essex...helped block for Steelers' rushers to gain 121 yards on the ground...helped block for Roethlisberger to throw for 257 yards and three touchdowns...was part of an offensive line that did not allow a sack for the second time this season...**10/24 at Miami:** Made his fourth consecutive start at right guard in place of injured RG Trai Essex...helped block for Roethlisberger to throw for 302 yards and two touchdowns...**10/31 at New Orleans:** Saw action on the offensive line...**11/8 at Cincinnati:** Saw action on the offensive line at both center and guard...helped block for Steelers' rushers to gain 121 yards on the ground...**11/14 vs. New England:** Saw action on the offensive line...helped block for Roethlisberger to throw for a season-high 387 yards and three touchdowns and for the offense to gain 425 yards...**11/21 vs. Oakland:** Saw action on the offensive line at guard and at center...helped block for Steelers' rushers to gain 162 yards on the ground, for Roethlisberger to throw for 275 yards and three touchdowns, and for the Steelers' offense to gain 431 yards of total offense...**11/28 at Buffalo:** Saw action on the offensive line and on special teams...helped block for Mendenhall to gain a season-high 151 yards rushing...helped block for Steelers' rushers to gain a season-high 206 yards rushing and for Roethlisberger

to throw for 246 yards...helped block for a Steelers' offense that had 426 total yards...**12/5 at Baltimore:** Saw action on special teams and on the offensive line...**12/12 vs. Cincinnati:** Saw action on the offensive line and on special teams...helped block for Steelers' rushers to gain 123 yards on the ground and for Roethlisberger to throw for 258 yards...**12/19 vs. N.Y. Jets:** Saw action on the offensive line and on special teams...helped block for Steelers' rushers to gain 147 yards on the ground...**12/23 vs. Carolina:** Saw action on the offensive line and on special teams...helped block for a Steelers' offense to gain 408 yards of total offense...**1/2 at Cleveland:** Saw action on special teams and on the offensive line...helped block for the Steelers' offense to gain 418 total yards...**AFC Divisional Game 1/15 vs. Baltimore:** Saw action on special teams and on the offensive line for the first time in his postseason career...helped block for the Steelers' offense to gain 263 total yards...**AFC Championship Game 1/23 vs. N.Y. Jets:** Saw action on special teams and at center in place of injured C Maurkice Pouncey...helped block for Mendenhall to gain 121 yards rushing and one touchdown...was part of an offensive line that didn't commit a penalty...**Super Bowl XLV 2/6 vs. Green Bay:** Made his first career postseason start at center in place of the injured Pouncey...helped block for the Steelers' offense to gain 387 total yards and for Roethlisberger to throw for 263 yards and two touchdowns.

**2009 (8-0):** Played eight games as a reserve FB and RG...helped block for Rashard Mendenhall against the San Diego Chargers where he ran for 165 yards with two touchdowns...**9/10 vs. Tennessee:** Dressed but did not play...**9/20 at Chicago:** Dressed but did not play...**9/27 at Cincinnati:** Dressed but did not play...**10/4 vs. San Diego:** Played as a reserve at FB while helping pave the way for Rashard Mendenhall to rush 165 yards in 29 attempts (5.7 avg.) with two touchdowns...**10/11 at Detroit:** Played as a reserve at RG in place of Trai Essex...**10/18 vs. Cleveland:** Played as a reserve...**10/25 vs. Minnesota:** Did not play...**11/9 at Denver:** Played as a reserve...**11/15 vs. Cincinnati:** Dressed but did not play...**11/22 at Kansas City:** Saw action at RG...**11/29 at Baltimore:** Played as a reserve...**12/6 vs. Oakland:** Saw action as a reserve...**12/10 at Cleveland:** Dressed but did not play...**12/20 vs. Green Bay:** Played as a reserve...**12/27 vs. Baltimore:** Dressed but did not play...**1/3 at Miami:** Played as a reserve.



## Doug Legursky

**2008 [0-0]:** Spent time with the Steelers during the offseason prior to being released on June 28...re-signed by the Steelers on August 2...released by the Steelers during final roster cuts on August 30...signed to the Steelers' practice squad on October 1, where he stayed for the remainder of the season.

**COLLEGE** Was a three-time All-Conference USA selection...started 32 straight games for the Thundering Herd to close out his career...ranked among the strongest football players to play at Marshall and holds Marshall weight room records for the squat (705 lbs.) and the hang clean (430 lbs.)...majored in education. **2007:** Started all 12 games at center and earned All-Conference USA honors for a second consecutive year from league coaches and the media...named to the Rimington Trophy Watch List...played in 47 consecutive games for Marshall. **2006:** Started all 12 games at center for the Thundering Herd...was a 2006 Rimington Trophy nominee...

earned first-team All-Conference USA honors on both the media and coaches teams...Marshall's strongest student-athlete in weight training. **2005:** Started all 11 games along the offensive line for the Herd, 10 of them at center...was a 2005 Rimington Trophy nominee, the only true sophomore to be named to the watch list...earned second-team All-Conference honors. **2004:** Saw action in all 12 games along the offensive line and saw significant time at center as a true freshman.

**PERSONAL** Attended Woodrow Wilson High School (Beckley, W.V.)...2003 Hunt Award Winner as the best lineman in the state of West Virginia...team captain and MVP...three-year starter and the 2003 state weightlifting champion (set three state records)...timed with a 4.9 40-yard dash...also a member of the track and field team...son of Lorraine and Wayne Legursky...has one brother (Jon) and one sister (Lisa Reed)...is married...Full name: Wayne Douglas Legursky.

## KEENAN LEWIS CB

HEIGHT - 6-0

WEIGHT - 208

COLLEGE - Oregon State

BIRTHDATE - May 17, 1986

BIRTHPLACE - New Orleans, La.

HOW ACQUIRED - D3c-'09 (#96)

NFL EXPERIENCE - 3rd Year

23



**PRO [13-0/3-0]:** Played in nine games during the 2010 season...was placed on the Reserve/Injured List with a back injury during the 2009 season on December 29, 2009...originally drafted by the Steelers in the third round (96th overall) of the 2009 NFL Draft.

**2010 [9-0/3-0]:** Saw action on special teams and at CB in nine games during the regular season...tallied eight tackles and one forced fumble on special teams...saw action at CB and on special teams for all three postseason contests, recording one special teams tackle...**9/12 vs. Atlanta:** Was inactive...**9/19 at Tennessee:** Saw action on special teams...**9/26 at Tampa Bay:** Was inactive...**10/3 vs. Baltimore:** Was inactive...**10/17 vs. Cleveland:** Was inactive...**10/24 at Miami:** Saw action on special teams...had two special teams tackles...**10/31 at New Orleans:** Saw action on special teams...**11/8 at Cincinnati:** Was inactive...**11/14 vs. New England:** Saw action on special teams...**11/21 vs. Oakland:** Saw action on special teams...also saw action in the secondary...

had one special teams tackle...**11/28 at Buffalo:** Played in his 10th career game in the secondary and on special teams...had two special teams tackles...forced his first career fumble on special teams...**12/5 at Baltimore:** Saw action on special teams...**12/12 vs. Cincinnati:** Was inactive...**12/19 vs. N.Y. Jets:** Was inactive...**12/23 vs. Carolina:** Saw action on special teams...**1/2 at Cleveland:** Saw action on special teams and in the secondary...finished with two tackles, the first two tackles of his career...had his first career pass breakup...had three special teams tackles...was part of a defense that forced three turnovers...**AFC Divisional Game 1/15 vs. Baltimore:** Played in his first postseason game on special teams...had one special teams tackle...**AFC Championship Game 1/23 vs. N.Y. Jets:** Saw action on special teams...**Super Bowl XLV 2/6 vs. Green Bay:** Saw action on special teams and in the secondary.

**2009 [4-0]:** Played in four games on special teams...had one tackle...finished the season on Reserve/Injured List...**9/10 vs. Tennessee:** Made his

## Keenan Lewis

NFL debut as a contributor on special teams...**9/20 at Chicago:** Was inactive...**9/27 at Cincinnati:** Was inactive...**10/4 vs. San Diego:** Was inactive...**10/11 at Detroit:** Was inactive...**10/18 vs. Cleveland:** Was inactive...**10/25 vs. Minnesota:** Was inactive...**11/9 at Denver:** Played in his second career game as a contributor on special teams...**11/15 vs. Cincinnati:** Played in his third career game as a contributor on special teams...left the game early due to a rib injury...**11/22 at Kansas City:** Played in his fourth career game as a contributor on special teams...recorded one tackle on special teams...**11/29 at Baltimore:** Was inactive...**12/6 vs. Oakland:** Was inactive...**12/10 at Cleveland:** Was inactive...**12/20 vs. Green Bay:** Was inactive...**12/27 vs. Baltimore:** Was inactive...**12/29:** Placed on Reserve/Injured List.

**COLLEGE** Played in 50 games with 48 starts at Oregon State...recorded 117 tackles (81 solos), a three-yard sack and five stops for losses totaling 20 yards...forced one fumble and deflected 30 passes...gained 72 yards on seven interceptions (10.3 avg.) including one touchdown...was a four-time Academic All-PAC 10 honoree...majored in exercise and sport science. **2008:** Academic All-Pac 10 first-team choice...All-Pac 10 honorable mention...started all 13 games at left cornerback, leading the team with four interceptions for 29 yards in returns, including a touchdown...recorded 35 tackles (27 solos) with a stop for a three-yard loss...deflected nine passes...part of a unit that ranked second in the Pac 10 in total defense (312.2 ypg, 23rd nationally) and

third in pass defense (180.9 ypg, 22nd in the country). **2007:** Academic All-Pac 10 selection for third consecutive year...started 11 games at left cornerback...led team with three interceptions for 43 yards in returns...added 15 tackles (12 solos) and deflected two passes. **2006:** Earned first-team Academic All-Pac 10 Conference accolades...started 13 games at left cornerback...collected 22 tackles (17 solos) that included a three-yard sack and two stops behind the line of scrimmage...finished second on the team with eight pass deflections. **2005:** Freshman All-American third-team selection by *College Football News*, earning the first of four Academic All-Pac 10 Conference honors...took over left cornerback duties, as he started 11 games...recorded 45 tackles (25 solos) with two stops for minus-13 yards and a forced fumble...led the Beavers with a career-high 11 pass deflections. **2004:** Redshirted.

**PERSONAL** Attended O. Perry Walker High School (New Orleans, La.)...attended same high school as Steelers' WR Mike Wallace...rated as one of the top 100 cornerback prospects in the country by Rivals.com...first-team All-Metro and All-League choice as a senior...made 75 tackles with four quarterback sacks and seven interceptions...also returned five punts for 180 yards and five kickoffs for 150 yards in 2003...registered 71 tackles with two interceptions as a junior and posted 54 tackles as a sophomore...graduated with academic honors, attaining a 3.27 grade point average...son of Muriel Lewis... Full name: Keenan Lewis.

## Lewis's 2010 Game-by-Game Statistics

Date	Opponent	GP	GS	T	AT	TOT	Sacks	Yds	Int/Yds	PD	FF	FR
9/12	ATLANTA						INACTIVE					
9/19	at Tennessee	1	0	0	0	0	0.0	0.0	0/0	0	0	0
9/26	at Tampa Bay						INACTIVE					
10/3	BALTIMORE						INACTIVE					
10/17	CLEVELAND						INACTIVE					
10/24	at Miami	1	0	0	0	0	0.0	0.0	0/0	0	0	0
10/31	at New Orleans	1	0	0	0	0	0.0	0.0	0/0	0	0	0
11/8	at Cincinnati						INACTIVE					
11/14	NEW ENGLAND	1	0	0	0	0	0.0	0.0	0/0	0	0	0
11/21	DAKLAND	1	0	0	0	0	0.0	0.0	0/0	0	0	0
11/28	at Buffalo	1	0	0	0	0	0.0	0.0	0/0	0	0	0
12/5	at Baltimore	1	0	0	0	0	0.0	0.0	0/0	0	0	0
12/12	CINCINNATI						INACTIVE					
12/19	N.Y. JETS						INACTIVE					
12/23	CAROLINA	1	0	0	0	0	0.0	0.0	0/0	0	0	0
1/2	at Cleveland	1	0	2	0	2	0.0	0.0	0/0	1	0	0
SEASON TOTALS		9	0	2	0	2	0.0	0.0	0/0	1	0	0
<b>POSTSEASON</b>												
1/15	BALTIMORE	1	0	0	0	0	0.0	0.0	0/0	0	0	0
1/23	N.Y. JETS	1	0	0	0	0	0.0	0.0	0/0	0	0	0
2/6	vs. Green Bay	1	0	0	0	0	0.0	0.0	0/0	0	0	0
POSTSEASON TOTALS		3	0	0	0	0	0.0	0.0	0/0	0	0	0



## Lewis's 2009 Game-by-Game Statistics

Date	Opponent	GP	GS	T	AT	TOT	Sacks	Yds	Int	PD	FF	FR
9/10	TENNESSEE	1	0	0	0	0	0.0	0.0	0/0	0	0	0
9/20	at Chicago						INACTIVE					
9/27	at Cincinnati						INACTIVE					
10/4	SAN DIEGO						INACTIVE					
10/11	at Detroit						INACTIVE					
10/18	CLEVELAND						INACTIVE					
10/25	MINNESOTA						INACTIVE					
11/9	at Denver	1	0	0	0	0	0.0	0.0	0/0	0	0	0
11/15	CINCINNATI	1	0	0	0	0	0.0	0.0	0/0	0	0	0
11/22	at Kansas City	1	0	0	0	0	0.0	0.0	0/0	0	0	0
11/29	at Baltimore						INACTIVE					
12/6	OAKLAND						INACTIVE					
12/10	at Cleveland						INACTIVE					
12/20	GREEN BAY						INACTIVE					
12/27	BALTIMORE						INACTIVE					
1/3	at Miami						RESERVED/INJURED LIST					
<b>SEASON TOTALS</b>		<b>4</b>	<b>0</b>	<b>0</b>	<b>0</b>	<b>0</b>	<b>0.0</b>	<b>0.0</b>	<b>0/0</b>	<b>0</b>	<b>0</b>	<b>0</b>

## Lewis's Career Statistics

## REGULAR SEASON

Year	Team	GP	GS	T	AT	TOT	Sacks	Yds	Int	PD	FF	FR
2009	Pittsburgh	4	0	0	0	0	0.0	0.0	0/0	0	0	0
2010	Pittsburgh	9	0	2	0	2	0.0	0.0	0/0	1	0	0
<b>NFL Totals</b>		<b>13</b>	<b>0</b>	<b>2</b>	<b>0</b>	<b>2</b>	<b>0.0</b>	<b>0.0</b>	<b>0/0</b>	<b>1</b>	<b>0</b>	<b>0</b>

Career Special Teams Tackles (6): 1 in 2009 and 5 in '10.

Additional Statistic: Forced his first career fumble on special teams at Buffalo 11/28/10.

## POSTSEASON

Year	Team	GP	GS	T	AT	TOT	Sacks	Yds	Int/Yds	PD	FF	FR
2010	Pittsburgh	3	0	0	0	0	0.0	0.0	0/0	0	0	0
<b>NFL Totals</b>		<b>3</b>	<b>0</b>	<b>0</b>	<b>0</b>	<b>0</b>	<b>0.0</b>	<b>0.0</b>	<b>0/0</b>	<b>0</b>	<b>0</b>	<b>0</b>

Career Postseason Special Teams Tackles (1): 1 in '10.

## WES LYONS WR

HEIGHT – 6-8

WEIGHT – 233

COLLEGE – West Virginia

BIRTHDATE – Sept. 12, 1987

BIRTHPLACE – North Braddock, Pa.

HOW ACQUIRED – FA-'11

NFL EXPERIENCE – 1st Year

15



## PRO

(0-0/0-0): Originally signed with the Steelers on February 14, 2011.

**2010** (0-0/0-0): Was not selected in the 2010 NFL Draft and did not sign with anyone as a rookie free agent.

**COLLEGE** Saw action in 40 games, starting 20 of them...finished his career with 42 receptions for 517 yards...double-majored in business and economics. **2009:** Started all 13 games...had a career-high 20 catches for a career-high 263 yards. **2008:** Played in 12 games and started five...missed two weeks at the end of the season with a left ankle injury...finished the season with 11 catches

for 104 yards. **2007:** Played in 12 games, starting two of them...had seven catches for 111 yards. **2006:** Played as a true freshman in three games...had four catches for 39 yards.

## PERSONAL

Outstanding prep receiver at Woodland Hills High School (Pittsburgh, Pa.)...led the 10-3 Wolverines to the WPIAL Class AAAA finals...named all-conference... had 62 catches for 1,100 yards and 13 TDs as a senior... named to the *Pittsburgh Post-Gazette's* Fabulous 22, the *Pittsburgh Tribune-Review* Terrific 25...named Keystone first team all-WPIAL...also lettered in track...son of Wes Lyons and Marva LaMar...Full name: Wes Lyons.

## JOHN MALECKI OG

HEIGHT – 6-2

WEIGHT – 298

COLLEGE – Pittsburgh

BIRTHDATE – May 26, 1988

BIRTHPLACE – Murrysville, Pa.

HOW ACQUIRED – FA-'11

NFL EXPERIENCE – 1st Year

77



## PRO

**(0-0/0-0):** Signed by the Steelers on August 4, 2011...signed to the Tampa Bay Buccaneers' offseason roster on January 4, 2011...added to the Buccaneers' practice squad on December 10, 2010...released from the Cleveland Browns' practice squad on November 30, 2010...added to the Browns' practice squad on November 23, 2010...released from the Buccaneers' practice squad on November 17, 2010...added to the Buccaneers' practice squad on October 26, 2010...released by the Browns on August 31, 2010...signed by the Browns on August 13, 2010...released by the Tennessee Titans on August 10, 2010...originally signed as an undrafted rookie free agent by the Titans on April 26, 2010.

**2010 (0-0):** Did not see action in any games...spent time on the Browns' and Buccaneers' practice squads.

## COLLEGE

Appeared in 40 games with 27 starts, including starts in his final 27 games...played defensive tackle before switching to the offensive line for his final two seasons...majored in business marketing. **2009:** Started all 13 games at right guard...named first-team all-Big East and Big-East

All-Academic team. **2008:** Started all 13 games at right guard...earned Big East All-Academic honors...earned the team's most improved player award. **2007:** Played in all 12 games at nose tackle with one start...had 13 tackles, four sacks and one blocked field goal. **2006:** Played in 12 games as a true freshman...had 11 tackles.

## PERSONAL

Attended Franklin Regional High School (Murrysville, Pa.)...started on both the offensive and defensive lines his final three seasons...recorded named AAA All-State first-team as a senior...led his school to its first WPIAL and PIAA Class AAA state championship...had more than 100 tackles, including 20 TFLs and 14 sacks during his senior season...selected to play in the Big 33 football classic...named *Pittsburgh Tribune Review's* Class AAA Player of the Year for his senior season...named to *Pittsburgh Post-Gazette's* "Fabulous 22," *Pittsburgh Tribune-Review's*, "Terrific 25," and *Harrisburg Patriot-News's* "Platinum 33"...cousin of Steve Sciollo, who played with the Indianapolis Colts and Philadelphia Eagles...son of John and Angela Malecki...Full name: John Michael Malecki.

## NEVIN MCCASKILL OG

HEIGHT – 6-3

WEIGHT – 309

COLLEGE – Hampton

BIRTHDATE – Dec. 29, 1983

BIRTHPLACE – Tallahassee, Fla.

HOW ACQUIRED – FA-'10

NFL EXPERIENCE – 2nd Year

69



## PRO

**(0-0/0-0):** Signed to the Steelers' offseason roster on January 11, 2011...released by the Tennessee Titans on September 4, 2010...signed by the Titans on January 13, 2010...released from the Miami Dolphins' practice squad on December 15, 2009...signed to the Dolphins' practice squad on December 10, 2009...released by the N.Y. Jets on September 5, 2009...signed by the Jets on July 6, 2009...released by the Green Bay Packers on June 24, 2009...signed to the Green Bay Packers' active roster on December 11, 2008...signed to the Philadelphia Eagles' practice squad on October 21, 2008...released by the Buffalo Bills on August 31,

2008...originally signed by the Buffalo Bills as a rookie free agent on July 28, 2007.

**2010 (0-0):** Was not on an NFL roster.

**2009 (0-0):** Spent time on the Miami Dolphins' practice squad.

**2008 (0-0):** Signed to the Eagles' practice squad on Oct. 21, 2008, after being released by the Bills following training camp...spent seven weeks on the Eagles' practice squad before being signed to Green Bay's active roster on Dec. 11, 2008...was inactive for the final four games of the 2008 season.



## Nevin McCaskill

MEDIA INFORMATION

FOOTBALL STAFF

2011 PLAYERS

2010 IN REVIEW

STEELERS HISTORY

RECORDS

## COLLEGE

Saw action in 46 games, starting 36 of them on the offensive line for the Hampton Pirates...named first team All-MEAC in 2007... named second-team All-MEAC in 2006 and 2005... majored in graphic design. **2007:** Started all 12 games as a senior...named first-team all-MEAC after clearing the way for an offensive unit that led the league in rushing touchdowns and total touchdowns. **2006:** Started all 12 games...named second-team All-MEAC...helped clear the way for two 1,000-yard running backs. **2005:** Started all 12 games...named second-team All-MEAC. **2004:** Saw action in 10-of-11 games as a freshman.

## PERSONAL

Attended Amos P. Godby High School (Tallahassee, Fla.)... named all-state performer in his senior season...played in the 2001 Cali-Florida Bowl...has twin brothers, Kevin and Keith, who are both fifth-year seniors on the South Florida football team...Keith plays defensive tackle and Kevin plays center...is a freelance graphic designer that specializes in brochures, wedding invitations and sports collage posters.

## CHRIS MCCOY LB

HEIGHT — 6-3

WEIGHT — 261

COLLEGE — Middle Tenn. State

BIRTHDATE — Nov. 26, 1986

BIRTHPLACE — Villa Rica, Ga.

HOW ACQUIRED — FA-'11

NFL EXPERIENCE — 1st Year

46



## PRO

**[0-0/0-0]:** Signed by the Steelers on February 14, 2011... signed to the Houston Texans' practice squad on November 23, 2010...released from the Miami Dolphins' practice squad on November 10, 2010... added to the Dolphins' practice squad on November 3, 2010...released by the Seattle Seahawks on October 26, 2010...added to the Seahawks' practice squad on October 20, 2010...released from the Dolphins' practice squad on September 8, 2010...added to the Dolphins' practice squad on September 6, 2010...released by the Dolphins on September 6, 2010...originally drafted by the Miami Dolphins in the seventh round (212th overall) of the 2010 NFL Draft.

**2010 [0-0]:** Spent time on Dolphins', Seahawks' and Texans' practice squads after being released by the Dolphins following training camp.

## COLLEGE

Four-year letterman...played in 45 career games with 15 starts... recorded 107 tackles and 11 sacks...majored in lib-

eral studies. **2009:** Played and started all 12 games... named Sun Belt Conference Co-Defensive Player of the Year...recorded 59 tackles and added a team-high and conference-high 20 tackles for a loss...added seven sacks, two fumble recoveries and a blocked kick. **2008:** Played in all 12 games...recorded 25 tackles, five tackles for loss, three sacks and two fumble recoveries. **2007:** Played in 10 games with three starts... recorded 17 tackles, one pass breakup, one fumble recovery and a forced fumble. **2006:** Saw action in 11 games...had six tackles, one sack and a forced fumble. **2005:** Redshirted.

## PERSONAL

Lettered in football and basketball at Villa Rica High School (Ga.)...collected 120 tackles and 11 sacks as a senior...averaged double figures his final two seasons as the starting center on the basketball team...also lettered in track...Full name: Christopher Brandon McCoy.

## JAMIE MCCOY TE/FB

HEIGHT – 6-3

WEIGHT – 240

COLLEGE – Texas A&amp;M

BIRTHDATE – July 21, 1987

BIRTHPLACE – Midland, Texas

HOW ACQUIRED – FA-'10

NFL EXPERIENCE – 1st Year

45



**PRO** (0-0/0-0): Signed to the Steelers' offseason roster on January 11, 2011...released from the St. Louis Rams' practice squad on October 6, 2010...added to the Rams' practice squad on September 14, 2010...released by the Rams on August 30, 2010...originally signed as an undrafted rookie free agent by the St. Louis Rams on April 25, 2010.

**COLLEGE** Played in 32 games, starting 24 of them...played in at least one game at three different positions (QB, WR, TE)...finished with 78 receptions for 867 yards and seven receiving touchdowns...had 17 rushes for 148 yards and one rushing touchdown...majored in agricultural leadership and development. **2009:** Started at tight end in all 12 games...a first-team All-Big 12 selection by the *San Antonio Express-News*...a second-team All-Big 12 honoree by both the league's head coaches and *The Dallas Morning News*...finished the season with 35

receptions for 367 yards and two touchdowns...added 11 rushes for 80 yards. **2008:** Started all 12 games at tight end...caught 43 passes for 500 yards and five touchdowns...had eight receptions of 20+ yards. **2007:** Played in five games at wide receiver. **2006:** Saw action in three games at quarterback...rushed for 68 yards and a touchdown on six carries...scored his first and only rushing touchdown of his career. **2005:** Redshirted.

**PERSONAL** Earned all-district honors as a quarterback (senior) and wide receiver (junior) at Lee High School (Midland, Texas)...earned District 3-5A Offensive MVP honors after rushing for 1,482 yards and 24 touchdowns on 167 carries, and passing for 1,103 yards and 10 touchdowns as a senior in 2004...earned honorable mention Class 5A all-state honors...led Lee to an 8-3 record...as a junior, grabbed 19 catches for 479 yards and six touchdowns while helping Lee to a 7-4 record...son of Margie and Willie McCoy...Full name: Jamie Jake McCoy.

## BRYANT MCFADDEN CB

HEIGHT – 6-0

WEIGHT – 190

COLLEGE – Florida State

BIRTHDATE – Nov. 21, 1981

BIRTHPLACE – Hollywood, Fla.

HOW ACQUIRED – T-'10 (Arz)

NFL EXPERIENCE – 7th Year

20



**PRO** (83-50/13-7): Returned to Pittsburgh via a trade from the Arizona Cardinals during the 2010 offseason...signed a two-year contract with the Cardinals on March 8, 2009, as an unrestricted free agent from the Pittsburgh Steelers...originally drafted by the Steelers in the second-round (62nd overall) of the 2005 NFL Draft...played his first four seasons in Pittsburgh and appeared in 51 regular season games with 18 starts.

**2010** (16-16/3-2): Started all 16 regular-season games at left cornerback...finished the season with 95 tackles, two sacks, two interceptions, two forced fumbles and was second on the team with 12 pass breakups...was part of a defense that had 21 interceptions...played in all three postseason games, start-

ing two of them...added four tackles in the postseason...**9/12 vs. Atlanta:** Led the team with 13 tackles...had one pass defensed...**9/19 at Tennessee:** Played in his 70th career game...had four tackles...posted his first interception of the season in the fourth quarter...also had one pass breakup...was a part of a defense that held Tennessee to less than 200 yards passing and forced six Titans' turnovers...**9/26 at Tampa Bay:** Had six tackles...had two pass breakups...**10/3 vs. Baltimore:** Had four tackles...was a part of a defense that forced two Ravens' turnovers...**10/17 vs. Cleveland:** Had 10 tackles and one pass breakup...was part of a defense that forced three Browns' turnovers and had five sacks...**10/24 at Miami:** Finished with eight tackles...forced his first fumble of the season...was



## Bryant McFadden

part of a defense that forced one Miami turnover and had one sack...**10/31 at New Orleans:** Had seven tackles...posted his first sack of the season and forced fumble on the play, his second forced fumble of the year...was part of a defense that forced two Saints' turnovers...**11/8 at Cincinnati:** Had three tackles... had two pass breakups...**11/14 vs. New England:** Had 10 tackles...had one pass breakup...**11/21 vs. Oakland:** Had five tackles...posted his second sack of the season with a nine-yarder in the fourth quarter... was part of a defense that held the Raiders to 168 yards passing...**11/28 at Buffalo:** Had two tackles... left the game in the second quarter with a hamstring injury and did not return...**12/5 at Baltimore:** Had six tackles...had six pass breakups...was part of a defense that held the Ravens to less than 300 yards of total offense and had four sacks...**12/12 vs. Cincinnati:** Had two tackles...was part of a defense that held the Bengals to 190 total yards and had three interceptions...**12/19 vs. N.Y. Jets:** Had seven tackles...was part of a defense that held the Jets to less than 200 yards passing...**12/23 vs. Carolina:** Had four tackles and one pass breakup...recorded his second interception of the season in the second quarter...was part of a defense that held the Panthers to 72 yards passing and forced two turnovers...**1/2 at Cleveland:** Made his 50th career start at cornerback...had one tackle... left the game in the first quarter with a groin injury and did not return...**AFC Divisional Game 1/15 vs. Baltimore:** Started his sixth career postseason contest in the secondary [two starts came with the Arizona Cardinals]...left the game in the first quarter with a hip injury and did not return...**AFC Championship Game 1/23 vs. N.Y. Jets:** Saw action at cornerback...was part of a defense that held the Jets to less than 300 total yards...**Super Bowl XLV 2/6 vs. Green Bay:** Made his eighth career postseason start at CB...had four tackles.

**2009 (16-16/2-2):** Started all 16 regular season games and both postseason contests for the first time in his career in his first season with Arizona...established career-highs with 27 passes defended and 78 tackles...**9/13 vs. San Francisco:** Started first game as a Cardinal and tied for the team lead with seven tackles and two passes defended...**9/20 at Jacksonville:** Recorded a team-high four passes defended...**10/11 vs. Houston:** Recorded team-highs with 10 tackles and four passes defended...**10/18 at Seattle:** Had two passes defended...set a new single-season career-high in just five games, surpassing old mark of 12 set in 16 games in 2006...**10/25 at New York Giants:** Led team with a career-high eight passes defended...**11/22 at St.**

**Louis:** Made career-best 10th start of the season...had one tackle and one pass defended before leaving the game in the second quarter with a knee injury...**11/29 at Tennessee:** Totaled five tackles and registered first fumble recovery as a Cardinal in the fourth quarter...**1/10 vs. Green Bay:** Totaled seven tackles in first postseason game as a Cardinal in the Wild Card matchup...**1/16 at New Orleans:** For the second straight week registered a postseason career-high seven tackles in the Divisional game.

**2008 (10-8/3-3): 9/7 vs. Houston:** Played in his 10th straight game as a reserve at DB and as a contributor on special teams...recorded four tackles (three solo)...**9/14 at Cleveland:** Made his 11th career start in place of the injured Deshea Townsend...finished with six tackles (five solo), one interception, two pass defenses and one QB pressure...his interception in the second quarter set up the Steelers only touchdown of the night...**9/21 at Philadelphia:** Made his second consecutive start at CB in place of Townsend...led the team with a season-high 10 tackles (nine solo) and two passes defended...recovered a Tony Hunt fumble in the second quarter that was forced by Orpheus Roye, leading to a field goal...had a diving interception of Donovan McNabb in the second quarter, leading to another Steelers field goal...**9/29 vs. Baltimore:** Made his third consecutive start at CB and recorded six tackles (five solo), including one tackle for loss...had one pass defense...**10/5 at Jacksonville:** Made his fourth consecutive start at CB...led the team in both tackles with eight (six solo) and in pass defenses with three...**10/19 at Cincinnati:** Started his fifth consecutive game at CB...finished with five solo tackles...left the game early with an arm injury...**10/26 vs. New York Giants:** Was inactive with an arm injury...**11/3 at Washington:** Was inactive with an arm injury...**11/9 vs. Indianapolis:** Was inactive with an arm injury...**11/16 vs. San Diego:** Was inactive with an arm injury...**11/20 vs. Cincinnati:** Was inactive with an arm injury...**11/30 at New England:** Was inactive with an arm injury...**12/7 vs. Dallas:** Returned to the lineup after missing six games with an arm injury...had two solo tackles...**12/14 at Baltimore:** Made his sixth start of the season at CB...finished with five tackles (four solo)...**12/21 at Tennessee:** Made his second consecutive start at CB...finished with four tackles (three solo) and two pass defenses...**12/28 vs. Cleveland:** Made his third consecutive start at CB... had four tackles (two solo) and had one pass defense... recorded his first sack of the season...**AFC Divisional Game 1/11 vs. San Diego:** Made his first career postseason start at CB...**AFC Championship Game 1/18 vs. Baltimore:** Made his second consecutive postseason

## Bryant McFadden

start at CB...finished with one assisted tackle, one pass defense and one QB pressure...**Super Bowl XLIII 2/1 vs.**

**Arizona:** Made his third consecutive postseason start at CB...finished with three solo tackles.

**2007 (13-0-1-0):** Played 13 games as a reserve DB and special teams contributor...was inactive weeks 5-8 due to an ankle injury...recorded 23 tackles, four pass defenses and one fumble recovery...returned an interception 50 yards for his first career touchdown in a win over San Francisco...recorded one special teams tackle...recorded one tackle in the playoff loss to Jacksonville...**9/9 at Cleveland:** Saw extensive action at CB and logged five tackles (four solo) with one fumble recovery...**9/16 vs. Buffalo:** Saw 21 snaps at CB and had two solo tackles...**9/23 vs. San Francisco:** Saw 26 defensive snaps at CB and had a key 50-yard interception return for a TD with 4:01 left in the game that gave the Steelers a 30-9 lead...that interception was the fifth of his career and the return gave him 89 career interception return yards...also registered one defended pass...**9/30 at Arizona:** Saw extensive action, logging 41 defensive snaps at CB due to injury and racked up five solo tackles and batted down one ball...**10/7 vs. Seattle:** Was inactive due to an ankle injury...**10/21 at Denver:** Was inactive for the second consecutive game due to an ankle injury...**10/28 at Cincinnati:** Was inactive for the third consecutive game due to an ankle injury...**11/5 vs. Baltimore:** Returned to action after missing three games with an ankle injury...did not register a tackle...part of a defensive unit that allowed the Ravens only 104 total yards, with 64 coming on the ground and 40 yards by air...the Baltimore offense managed only five first downs all night...**11/11 vs. Cleveland:** Played in his 34th career game and saw action on 21 defensive snaps...did not register any tackles...part of a defensive unit that allowed only 163 total yards, including 40 rushing and 123 passing yards...**11/18 at New York Jets:** Saw action as a nickel-back and logged 34 defensive plays...finished with three solo tackles and one pass defended...**11/26 vs. Miami:** Played in his 36th career game...saw extensive action on defense and finished with one pass defended...**12/2 vs. Cincinnati:** Saw 33 defensive snaps, primarily as a nickel-back...**12/9 at New England:** Played in his sixth consecutive game and saw action on 37 defensive plays...finished with two solo tackles...**12/16 vs. Jacksonville:** Saw action in his seventh consecutive contest...finished the game with one solo tackle...**12/20 at St. Louis:** Played in his 40th career game and saw action on 32 defensive plays...finished with two solo tackles...**12/30 at Baltimore:** Played in his ninth consecutive game and registered two solo tackles...**AFC Wild Card Game 1/5**

**vs. Jacksonville:** Saw action in his 5th consecutive playoff game and finished with one solo tackle.

**2006 (16-9):** Played in all 16 games, starting nine...started the final seven games to close out the season...finished with 55 tackles and a team-high (tied) three interceptions...recovered one fumble and had 12 passes defended...**9/7 vs. Miami:** Logged 23 snaps and recorded one quarterback hurry/pressure and one pass defense...added one solo special teams tackle...**9/18 at Jacksonville:** Recorded five solo tackles and six total...logged 12 plays...saw action on special teams...**9/24 vs. Cincinnati:** Logged 14 snaps and recorded a pass defense...added one solo special teams tackle...**10/8 at San Diego:** Saw action as team's third corner on 14 plays...recorded one solo tackle...**10/15 vs. Kansas City:** Started for the second time in his career...logged 60 snaps and recorded one solo tackle, two quarterback hurries/pressures and two pass defenses...posted his second career interception in the end zone and returned it 39 yards...recovered a fumble on special teams...**10/22 at Atlanta:** Started at RCB for the second straight game...recorded two solo tackles and two pass defenses in 69 snaps...added one solo special teams tackle...**10/29 at Oakland:** Recorded one solo tackle while logging 12 snaps...added one special teams tackle...**11/5 vs. Denver:** Played eight snaps and recorded one pass defense...**11/12 vs. New Orleans:** Logged 55 plays for the injured Deshaea Townsend...recorded four tackles (three solo) and one pass defense...**11/19 at Cleveland:** Started at RCB for the third time on the season...logged 61 plays and collected three tackles (one solo) and one pass defense in the end zone...added one solo special teams tackle...**11/26 at Baltimore:** Started at RCB for the fourth time on the season...recorded career highs in tackles [10] and solo tackles [nine]...logged 66 plays...**12/3 vs. Tampa Bay:** Started at LCB and recorded 12 tackles (eight solo)...intercepted a Bruce Gradkowski fade pass in the end zone to stop a possible Tampa Bay scoring drive...added one pass defense...logged 67 snaps...**12/7 vs. Cleveland:** Started for the fourth consecutive game...logged 49 snaps and recorded one solo tackle...added one pass defense...**12/17 at Carolina:** Started at LCB and logged 47 snaps...collected four tackles (two solo)...**12/24 vs. Baltimore:** Came up with two turnovers in the second half...recovered a fumble that was forced by Deshaea Townsend...also intercepted a Steve McNair pass...finished with five tackles (three solo) and one pass defense...**12/31 at Cincinnati:** Started for the seventh straight game...logged 56 plays and recorded five solo tackles.

**2005 (12-1-4-0):** Was inactive for the first four games of the year and then saw action in the final 12



## Bryant McFadden

regular season games and all four postseason contests...notched his first career interception and sack during his rookie campaign...**10/16 vs. Jacksonville:** Played in his first career game and recorded solo one tackle...made the biggest defensive play of the game when he intercepted a Byron Leftwich pass in the end zone with 19 seconds remaining to force the game into overtime...**10/23 at Cincinnati:** Logged 43 snaps and contributed two solo tackles, including one tackle for a loss...also had two passes defended...**10/31 vs. Baltimore:** Saw action on both defense and special teams but did not have any tackles...played 14 snaps...**11/6 at Green Bay:** Logged only nine plays but had an impact every time he stepped on the field...recorded one solo tackle...also registered his first career sack and forced fumble, which was recovered by Troy Polamalu and returned 77 yards for a touchdown...**11/13 vs. Cleveland:** Played only 12 snaps but recorded one solo tackle and his first career fumble recovery, which he returned for nine yards...**11/20 at Baltimore:** Recorded three solo tackles in just 12 snaps...**11/28 at Indianapolis:** Saw action as a reserve and on special teams...logged 27 plays and made three tackles (two solo) on defense...**12/4 vs. Cincinnati:** Started his first game in the NFL as the team opened in a nickel formation...played 15 snaps and had two passes defended...**12/11 vs. Chicago:** Logged 33 plays and had one solo tackle...added one special teams tackle...**12/18 at Minnesota:** Saw action as the nickel back...recorded two solo tackles and one pass defense while logging 26 plays...**12/24 at Cleveland:** Recorded one solo tackle and two passes defended on 25 plays...added one special teams tackle...**1/1 vs. Detroit:** Recorded one solo tackle and defended one pass on nine defensive snaps...saw action on special teams...**AFC Wild Card Game 1/8 at Cincinnati:** Played on defense and special teams...recorded one solo tackle on defense and two special teams tackles (one solo)...**AFC Divisional Game 1/15 at Indianapolis:** Recorded two solo tackles and one pass defense...made a touchdown-saving pass defense on Reggie Wayne in the end zone with 31 seconds left in the fourth quarter...**AFC Championship Game 1/22**

**at Denver:** Saw action as a reserve defensive back and on special teams...recorded one solo defensive tackle and one solo special teams tackle...**Super Bowl XL 2/5 vs. Seattle:** Saw action as the nickel back...recorded one solo tackle and two passes defended...also had one solo special teams tackle.

## COLLEGE

Is one in a long line of All-American defensive backs to wear a Seminoles uniform, following Deion Sanders, Terrell Buckley, LeRoy Butler, Clifton Abraham, Tay Cody and former Steeler J.T. Thomas...finished his career with 107 tackles (80 solo), three stops for losses of 12 yards, four fumble recoveries, three forced fumbles, four interceptions and 26 pass deflections...majored in computer graphics, with a minor in studio art. **2004:** All-American third-team and All-Atlantic Coast Conference first-team selection by The NFL Draft Report...served as special teams captain and started every game at left cornerback...recorded 36 tackles (20 solo) with two stops for losses of 10 yards...recovered a fumble, deflected 11 passes and intercepted another. **2003:** Played in 12 games, starting nine contests at left cornerback...finished with 28 tackles (23 solo), a stop for a two-yard loss, a fumble recovery and three forced fumbles...also deflected a team-high nine passes. **2002:** Played in every game...despite performing as a reserve, he tied for the team lead with three interceptions...recorded 21 tackles (18 solo) with four pass deflections and a fumble recovery. **2001:** Played in 11 games, recording 22 tackles (19 solo) with a fumble recovery and two pass deflections. **2000:** Granted a medical redshirt.

## PERSONAL

Attended McArthur High School (Hollywood, Fla.)...regarded by most recruiting services as the top prep cornerback in the nation...*USA Today* All-USA and *Parade*, Prep Star and *Football News* All-American first-team selection as a senior...named to the Super Southern 100 Team by the *Atlanta Journal-Constitution*...credited with 150 total tackles (75 in each season) during his junior and senior seasons combined...son of Tina and Frank Green and Ronnie Hanna...resides in Hollywood, Fla...Full name: Bryant McFadden.

## McFadden's 2010 Game-by-Game Statistics

Date	Opponent	GP	GS	T	AT	TOT	Sacks	Yds	Int	PD	FF	FR
9/12	ATLANTA	1	1	11	2	13	0.0	0.0	0/0	1	0	0
9/19	at Tennessee	1	1	2	2	4	0.0	0.0	1/0	1	0	0
9/26	at Tampa Bay	1	1	5	1	6	0.0	0.0	0/0	2	0	0
10/3	BALTIMORE	1	1	3	1	4	0.0	0.0	0/0	0	0	0
10/17	CLEVELAND	1	1	8	2	10	0.0	0.0	0/0	1	0	0
10/24	at Miami	1	1	5	3	8	0.0	0.0	0/0	0	1	0
10/31	at New Orleans	1	1	6	1	7	1.0	7.0	0/0	0	1	0
11/8	at Cincinnati	1	1	3	0	3	0.0	0.0	0/0	2	0	0
11/14	NEW ENGLAND	1	1	9	1	10	0.0	0.0	0/0	1	0	0
11/21	OAKLAND	1	1	5	0	5	1.0	9.0	0/0	0	0	0

## Bryant McFadden

## McFadden's 2010 Game-by-Game Statistics (Continued)

Date	Opponent	GP	GS	T	AT	TOT	Sacks	Yds	Int	PD	FF	FR
11/28	at Buffalo	1	1	2	0	2	0.0	0.0	0/0	0	0	0
12/5	at Baltimore	1	1	4	2	6	0.0	0.0	0/0	3	0	0
12/12	CINCINNATI	1	1	2	0	2	0.0	0.0	0/0	0	0	0
12/19	N.Y. JETS	1	1	7	3	10	0.0	0.0	0/0	0	0	0
12/23	CAROLINA	1	1	1	3	4	0.0	0.0	1/3	1	0	0
1/2	at Cleveland	1	1	1	0	1	0.0	0.0	0/0	0	0	0
<b>SEASON TOTALS</b>		<b>16</b>	<b>16</b>	<b>74</b>	<b>21</b>	<b>95</b>	<b>2.0</b>	<b>16.0</b>	<b>2/3</b>	<b>12</b>	<b>2</b>	<b>0</b>

## POSTSEASON

1/15	BALTIMORE	1	1	0	0	0	0.0	0.0	0/0	0	0	0
1/23	N.Y. JETS	1	0	0	0	0	0.0	0.0	0/0	0	0	0
2/6	vs. Green Bay	1	1	4	0	4	0.0	0.0	0/0	0	0	0
<b>POSTSEASON TOTALS</b>		<b>3</b>	<b>2</b>	<b>4</b>	<b>0</b>	<b>4</b>	<b>0.0</b>	<b>0.0</b>	<b>0/0</b>	<b>0</b>	<b>0</b>	<b>0</b>

## McFadden's 2009 Game-by-Game Statistics

Date	Opponent	GP	GS	T	AT	TOT	Sacks	Yds	Int	PD	FF	FR
9/13	SAN FRANCISCO	1	1	5	0	5	0.0	0.0	0/0	2	0	0
9/20	at Jacksonville	1	1	4	0	4	0.0	0.0	0/0	1	0	0
9/27	INDIANAPOLIS	1	1	5	0	5	0.0	0.0	0/0	1	0	1
10/6	HOUSTON	1	1	8	0	8	0.0	0.0	0/0	1	0	0
10/18	at Seattle	1	1	2	0	2	0.0	0.0	0/0	1	0	0
10/25	at New York Giants	1	1	4	2	6	0.0	0.0	0/0	3	0	0
11/1	CAROLINA	1	1	4	0	4	0.0	0.0	0/0	0	0	0
11/8	at Chicago	1	1	6	0	6	0.0	0.0	0/0	1	0	0
11/15	SEATTLE	1	1	6	1	7	0.0	0.0	0/0	1	0	0
11/22	at St. Louis	1	1	1	0	1	0.0	0.0	0/0	1	0	0
11/29	at Tennessee	1	1	5	0	5	0.0	0.0	0/0	1	0	0
12/6	MINNESOTA	1	1	4	0	4	0.0	0.0	0/0	1	0	0
12/14	at San Francisco	1	1	2	1	3	0.0	0.0	0/0	1	0	0
12/20	at Detroit	1	1	3	1	4	0.0	0.0	0/0	0	0	0
12/27	ST. LOUIS	1	1	3	0	3	0.0	0.0	0/0	0	0	0
1/3	GREEN BAY	1	1	2	0	2	1.0	0.0	0/0	0	0	0
<b>SEASON TOTALS</b>		<b>16</b>	<b>16</b>	<b>64</b>	<b>5</b>	<b>69</b>	<b>0.0</b>	<b>0.0</b>	<b>0/0</b>	<b>15</b>	<b>0</b>	<b>1</b>

## POSTSEASON

1/10	GREEN BAY	1	1	7	0	7	0.0	0.0	0/0	0	0	0
1/16	at New Orleans	1	1	6	0	6	0.0	0.0	0/0	1	0	0
<b>POSTSEASON TOTALS</b>		<b>2</b>	<b>2</b>	<b>13</b>	<b>0</b>	<b>13</b>	<b>0.0</b>	<b>0.0</b>	<b>0/0</b>	<b>1</b>	<b>0</b>	<b>1</b>

## McFadden's 2008 Game-by-Game Statistics

Date	Opponent	GP	GS	T	AT	TOT	Sacks	Yds	Int	PD	FF	FR
9/7	HOUSTON	1	0	3	1	4	0.0	0.0	0/0	0	0	0
9/14	at Cleveland	1	1	5	1	6	0.0	0.0	1/0	2	0	0
9/21	at Philadelphia	1	1	9	1	10	0.0	0.0	1/0	2	0	1
9/29	BALTIMORE	1	1	5	1	6	0.0	0.0	0/0	1	0	0
10/5	at Jacksonville	1	1	6	2	8	0.0	0.0	0/0	3	0	0
10/19	at Cincinnati	1	1	5	0	5	0.0	0.0	0/0	0	0	0
10/26	NEW YORK GIANTS						INACTIVE					
11/3	at Washington						INACTIVE					
11/9	INDIANAPOLIS						INACTIVE					
11/16	SAN DIEGO						INACTIVE					
11/20	CINCINNATI						INACTIVE					
11/30	at New England						INACTIVE					
12/7	DALLAS	1	0	2	0	2	0.0	0.0	0/0	0	0	0
12/14	at Baltimore	1	1	4	1	5	0.0	0.0	0/0	0	0	0
12/21	at Tennessee	1	1	3	1	4	0.0	0.0	0/0	2	0	0
12/28	CLEVELAND	1	1	2	2	4	1.0	0.0	0/0	1	0	0
<b>SEASON TOTALS</b>		<b>10</b>	<b>8</b>	<b>44</b>	<b>10</b>	<b>54</b>	<b>1.0</b>	<b>0.0</b>	<b>2/0</b>	<b>11</b>	<b>0</b>	<b>1</b>

## POSTSEASON

1/11	SAN DIEGO	1	1	0	0	0	0.0	0.0	0/0	0	0	0
1/18	BALTIMORE	1	1	0	1	1	0.0	0.0	0/0	1	0	0
2/1	vs. Arizona	1	1	3	0	3	0.0	0.0	0/0	0	0	0
<b>POSTSEASON TOTALS</b>		<b>3</b>	<b>3</b>	<b>3</b>	<b>1</b>	<b>4</b>	<b>0.0</b>	<b>0.0</b>	<b>0/0</b>	<b>1</b>	<b>0</b>	<b>0</b>



## McFadden's 2007 Game-by-Game Statistics

Date	Opponent	GP	GS	T	AT	TOT	Sacks	Yds	Int	PD	FF	FR
9/9	at Cleveland	1	0	4	1	5	0.0	0.0	0/0	0	0	1
9/16	BUFFALO	1	0	2	0	2	0.0	0.0	0/0	0	0	0
9/23	SAN FRANCISCO	1	0	1	0	1	0.0	0.0	1/50	1	0	0
9/30	at Arizona	1	0	5	0	5	0.0	0.0	0/0	1	0	0
10/7	SEATTLE						INACTIVE					
10/21	at Denver						INACTIVE					
10/28	at Cincinnati						INACTIVE					
11/5	BALTIMORE	1	0	0	0	0	0.0	0.0	0/0	0	0	0
11/11	CLEVELAND	1	0	0	0	0	0.0	0.0	0/0	0	0	0
11/18	at New York Jets	1	0	3	0	3	0.0	0.0	0/0	1	0	0
11/26	MIAMI	1	0	0	0	0	0.0	0.0	0/0	1	0	0
12/2	CINCINNATI	1	0	0	0	0	0.0	0.0	0/0	0	0	0
12/9	at New England	1	0	2	0	2	0.0	0.0	0/0	0	0	0
12/16	JACKSONVILLE	1	0	1	0	1	0.0	0.0	0/0	0	0	0
12/20	at St. Louis	1	0	2	0	2	0.0	0.0	0/0	0	0	0
12/30	at Baltimore	1	0	2	0	2	0.0	0.0	0/0	0	0	0
<b>SEASON TOTALS</b>		<b>13</b>	<b>0</b>	<b>22</b>	<b>1</b>	<b>23</b>	<b>0.0</b>	<b>0.0</b>	<b>1/50</b>	<b>4</b>	<b>0</b>	<b>1</b>

## POSTSEASON

1/5	JACKSONVILLE	1	0	1	0	1	0.0	0.0	0/0	0	0	0
<b>POSTSEASON TOTALS</b>		<b>1</b>	<b>0</b>	<b>1</b>	<b>0</b>	<b>1</b>	<b>0.0</b>	<b>0.0</b>	<b>0/0</b>	<b>0</b>	<b>0</b>	<b>0</b>

## McFadden's 2006 Game-by-Game Statistics

Date	Opponent	GP	GS	T	AT	TOT	Sacks	Yds	Int	PD	FF	FR
9/7	MIAMI	1	0	0	0	0	0.0	0.0	0/0	1	0	0
9/18	at Jacksonville	1	0	5	1	6	0.0	0.0	0/0	0	0	0
9/24	CINCINNATI	1	0	0	0	0	0.0	0.0	0/0	1	0	0
10/8	at San Diego	1	0	1	0	1	0.0	0.0	0/0	0	0	0
10/15	KANSAS CITY	1	1	1	0	1	0.0	0.0	1/39	2	0	0
10/22	at Atlanta	1	1	2	0	2	0.0	0.0	0/0	2	0	0
10/29	at Oakland	1	0	1	0	1	0.0	0.0	0/0	0	0	0
11/5	DENVER	1	0	0	0	0	0.0	0.0	0/0	1	0	0
11/12	NEW ORLEANS	1	0	3	1	4	0.0	0.0	0/0	1	0	0
11/19	at Cleveland	1	1	1	2	3	0.0	0.0	0/0	1	0	0
11/26	at Baltimore	1	1	9	1	10	0.0	0.0	0/0	0	0	0
12/3	TAMPA BAY	1	1	8	4	12	0.0	0.0	1/0	1	0	0
12/7	CLEVELAND	1	1	1	0	1	0.0	0.0	0/0	1	0	0
12/17	at Carolina	1	1	2	2	4	0.0	0.0	0/0	0	0	0
12/24	BALTIMORE	1	1	3	2	5	0.0	0.0	1/0	1	0	1
12/31	at Cincinnati	1	1	5	0	5	0.0	0.0	0/0	0	0	0
<b>SEASON TOTALS</b>		<b>16</b>	<b>9</b>	<b>42</b>	<b>13</b>	<b>55</b>	<b>0.0</b>	<b>0.0</b>	<b>3/39</b>	<b>12</b>	<b>0</b>	<b>1</b>

## McFadden's 2005 Game-by-Game Statistics

Date	Opponent	GP	GS	T	AT	TOT	Sacks	Yds	Int	PD	FF	FR
9/11	TENNESSEE						INACTIVE					
9/18	at Houston						INACTIVE					
9/25	NEW ENGLAND						INACTIVE					
10/10	at San Diego						INACTIVE					
10/16	JACKSONVILLE	1	0	1	0	1	0.0	0.0	1/0	1	0	0
10/23	at Cincinnati	1	0	2	0	2	0.0	0.0	0/0	2	0	0
10/31	BALTIMORE	1	0	0	0	0	0.0	0.0	0/0	0	0	0
11/6	at Green Bay	1	0	1	0	1	1.0	11.0	0/0	0	1	0
11/13	CLEVELAND	1	0	1	0	1	0.0	0.0	0/0	0	0	1
11/20	at Baltimore	1	0	3	0	3	0.0	0.0	0/0	0	0	0
11/28	at Indianapolis	1	0	2	1	3	0.0	0.0	0/0	0	0	0
12/4	CINCINNATI	1	1	0	0	0	0.0	0.0	0/0	2	0	0
12/11	CHICAGO	1	0	1	0	1	0.0	0.0	0/0	0	0	0
12/18	at Minnesota	1	0	2	0	2	0.0	0.0	0/0	1	0	0
12/24	at Cleveland	1	0	1	0	1	0.0	0.0	0/0	2	0	0
1/1	DETROIT	1	0	1	0	1	0.0	0.0	0/0	1	0	0
<b>SEASON TOTALS</b>		<b>12</b>	<b>1</b>	<b>15</b>	<b>1</b>	<b>16</b>	<b>1.0</b>	<b>11.0</b>	<b>1/0</b>	<b>9</b>	<b>1</b>	<b>1</b>

## POSTSEASON

1/8	at Cincinnati	1	0	1	0	1	0.0	0.0	0/0	0	0	0
1/15	at Indianapolis	1	0	2	0	2	0.0	0.0	0/0	1	0	0
1/22	at Denver	1	0	1	0	1	0.0	0.0	0/0	0	0	0
2/5	vs. Seattle	1	0	1	0	1	0.0	0.0	0/0	2	0	0
<b>POSTSEASON TOTALS</b>		<b>4</b>	<b>0</b>	<b>5</b>	<b>0</b>	<b>5</b>	<b>0.0</b>	<b>0.0</b>	<b>0/0</b>	<b>3</b>	<b>0</b>	<b>0</b>

## Bryant McFadden

## McFadden's Career Statistics

## REGULAR SEASON

Year	Team	GP	GS	T	AT	TOT	Sacks	Yds	Int	PD	FF	FR
2005	Pittsburgh	12	1	15	1	16	1.0	11.0	1/0	9	1	1
2006	Pittsburgh	16	9	42	13	55	0.0	0.0	3/39	12	0	3
2007	Pittsburgh	13	0	22	1	23	0.0	0.0	1/50	4	0	1
2008	Pittsburgh	10	8	44	10	54	1.0	0.0	2/0	11	0	1
2009	Arizona	16	16	64	5	69	0.0	0.0	0/0	15	0	1
2010	Pittsburgh	16	15	74	21	94	2.0	16.0	2/-3	12	2	0
<b>NFL Totals</b>		<b>83</b>	<b>50</b>	<b>261</b>	<b>60</b>	<b>321</b>	<b>4.0</b>	<b>27.0</b>	<b>9/86</b>	<b>61</b>	<b>3</b>	<b>7</b>

Career Special Teams Tackles (9): 3 in 2005, 5 in '06 and 1 in '07.

## POSTSEASON

Year	Team	GP	GS	T	AT	TOT	Sacks	Yds	Int	PD	FF	FR
2005	Pittsburgh	4	0	5	0	5	0.0	0.0	0/0	3	0	0
2007	Pittsburgh	1	0	1	0	1	0.0	0.0	0/0	0	0	0
2008	Pittsburgh	3	3	3	1	4	0.0	0.0	0/0	1	0	0
2009	Arizona	2	2	14	0	14	0.0	0.0	0/0	0	0	0
2010	Pittsburgh	3	2	4	0	4	0.0	0.0	0/0	0	0	0
<b>NFL Totals</b>		<b>13</b>	<b>7</b>	<b>26</b>	<b>1</b>	<b>27</b>	<b>0.0</b>	<b>0.0</b>	<b>0/0</b>	<b>5</b>	<b>0</b>	<b>0</b>

Career Special Teams Tackles (9): 3 in 2005, 5 in '06, 1 in '07 and 0 in '08.

Postseason Special Teams Tackles (3): 3 in 2005 and 0 in '07.

## STEVE MCLENDON NT

HEIGHT - 6-4

WEIGHT - 280

COLLEGE - Troy

BIRTHDATE - Jan. 3, 1986

BIRTHPLACE - Ozark, Ala.

HOW ACQUIRED - FA-'09

NFL EXPERIENCE - 2nd Year

69



PRO

(7-0-0-0): Signed to the Steelers active roster on October

30, 2010...re-signed to the practice squad on October 11, 2010...released on October 7, 2010...signed to the active roster on October 2, 2010...re-signed to the Steelers practice squad on September 21, 2010...was released on September 20, 2010...signed to the active roster on September 18, 2010...signed to the practice squad on September 6, 2010...was released on September 4, 2010...signed to the Steelers' offseason roster on January 7, 2010...released by the Steelers on September 5, 2009, but was signed to the practice squad the very next day...released from the practice squad on November 25, 2009...signed to the practice squad on December 2, 2009...originally signed as a rookie free agent by the Steelers on April 27, 2009.

**2010 (7-0-0-0):** Saw action on the defensive line and on special teams for seven regular-season contests...finished with two tackles...recorded his first career fumble recovery Week 2 at Tennessee...missed two games because of a stinger...was inactive for all three postseason contests...**9/12 vs. Atlanta:** Practice squad...**9/19 at Tennessee:** Played in his first career

game on the defensive line...was added to the active roster the day before the game to provide depth on the defensive line...had his first career tackle...recovered his first career fumble...was part of a defense that limited the Titans to only 46 rushing yards and forced six Tennessee turnovers...**9/26 at Tampa Bay:** Practice squad...**10/3 vs. Baltimore:** Signed to the active roster on October 2, 2010 to provide depth on the defensive line...did not have any tackles...**10/17 vs. Cleveland:** Signed to practice squad on October 11, 2010 after being released on October 7, 2010...**10/24 at Miami:** Practice squad...**10/31 at New Orleans:** Signed to the active roster from the practice squad on October 30, 2010...saw action on the defensive line and on special teams...**11/8 at Cincinnati:** Saw action on the defensive line and on special teams...**11/14 vs. New England:** Saw action on special teams and defense...**11/21 vs. Oakland:** Saw action on the defensive line and on special teams...had one tackle...had one QB pressure...was part of a defense that held the Raiders to 61 yards rushing, had six sacks and forced three Oakland turnovers...**11/28 at Buffalo:** Saw action on special teams...**12/5 at Baltimore:** Was inactive due to a neck injury...**12/12 vs. Cincinnati:** Was inactive due to a neck injury...**12/19 vs. N.Y. Jets:**



## Steve McLendon

Was inactive due to a neck injury...**12/23 vs. Carolina:** Was inactive...**1/2 at Cleveland:** Was inactive...**AFC Divisional Game 1/15 vs. Baltimore:** Was inactive...**AFC Championship Game 1/23 vs. N.Y. Jets:** Was inactive...**Super Bowl XLV 2/6 vs. Green Bay:** Was inactive.

## COLLEGE

Lettered all four years along the defensive line...majored in sport and fitness management. **2008:** Played in all 13 games...recorded 40 tackles (28 solo), seven TFLs, three sacks and eight QB hurries. **2007:** Saw action in 10 games as a backup defensive tackle...finished with 15 tackles (nine solo). **2006:** Saw action in all 13

games, making seven starts...finished with 20 tackles, one forced fumble and six QB hurries. **2005:** Saw action in 10 games...recorded 16 tackles, three TFLs and two QB hurries.

## PERSONAL

Attended Carroll High School (Ozark, Ala.)...first-team All-Region as a junior and senior...recorded 324 career tackles, 64 TFLs and 12 sacks...named MVP in three sports – football, basketball and track – as a senior...listed in Who's Who Among American High School Students...has three sisters, Tiffany, Yashiko and Haliiegh...son of Stephen and Cynthia McLendon...Full name: Stephen Craine McLendon.

## McLendon's 2010 Game-by-Game Statistics

Date	Opponent	GP	GS	T	AT	TOT	Sacks	Yds	Int/Yds	PD	FF	FR
9/12	ATLANTA						PRACTICE SQUAD					
9/19	at Tennessee	1	0	1	0	1	0.0	0.0	0/0	0	0	1
9/29	at Tampa Bay						PRACTICE SQUAD					
10/3	BALTIMORE	1	0	0	0	0	0.0	0.0	0/0	0	0	0
10/17	CLEVELAND						PRACTICE SQUAD					
10/24	at Miami						PRACTICE SQUAD					
10/31	at New Orleans	1	0	0	0	0	0.0	0.0	0/0	0	0	0
11/8	at Cincinnati	1	0	0	0	0	0.0	0.0	0/0	0	0	0
11/14	NEW ENGLAND	1	0	0	0	0	0.0	0.0	0/0	0	0	0
11/21	OAKLAND	1	0	1	0	1	0.0	0.0	0/0	0	0	0
11/28	at Buffalo	1	0	0	0	0	0.0	0.0	0/0	0	0	0
12/5	at Baltimore						INACTIVE					
12/12	CINCINNATI						INACTIVE					
12/19	N.Y. JETS						INACTIVE					
12/23	CAROLINA						INACTIVE					
1/2	at Cleveland						INACTIVE					
SEASON TOTALS		7	0	2	0	2	0.0	0.0	0/0	0	0	1

## POSTSEASON

1/15	BALTIMORE						INACTIVE					
1/23	N.Y. JETS						INACTIVE					
2/6	vs. Green Bay						INACTIVE					
POSTSEASON TOTALS		0	0	0	0	0	0.0	0.0	0/0	0	0	0

## McLendon's Career Statistics

## REGULAR SEASON

Year	Team	GP	GS	T	AT	TOT	Sacks	Yds	Int/Yds	PD	FF	FR
2010	Pittsburgh	7	0	2	0	2	0.0	0.0	0/0	0	0	1
NFL Totals		7	0	2	0	2	0.0	0.0	0/0	0	0	1

## POSTSEASON

Year	Team	GP	GS	T	AT	TOT	Sacks	Yds	Int/Yds	PD	FF	FR
2010	Pittsburgh	0	0	0	0	0	0.0	0.0	0/0	0	0	0
NFL Totals		0	0	0	0	0	0.0	0.0	0/0	0	0	0

## RASHARD MENDENHALL RB

HEIGHT — 5-10

WEIGHT — 225

COLLEGE — Illinois

BIRTHDATE — June 19, 1987

BIRTHPLACE — Skokie, Ill.

HOW ACQUIRED — D1-'08 (#23)

NFL EXPERIENCE — 4th Year

34



PRO

**[36-29/3-3]:** Drafted by the Steelers in the first round (23rd overall) of the 2008 NFL Draft...

became the first running back taken by Pittsburgh in the first round of the NFL Draft since the team selected Tim Worley in 1989 (7th overall).

**2010 [16-16/3-3]:** Started all 16 regular-season games at running back...surpassed 1,000 rushing yards for the second consecutive season...set career highs for carries (324), yards (1,273) and touchdowns (13), which put him in the top-10 for each category on the Steelers' all-time records in the regular season...had three 100-yard games in the regular season, which gives him six for his career...also caught 23 passes for 167 yards (7.3 avg.)...started all three postseason contests at running back...led the team with 61 carries for 230 yards and four touchdowns...also caught four passes for 52 yards...had his first career postseason 100-yard rushing game in the AFC Championship on January 23, 2011 vs. the N.Y. Jets...led the team in scoring in both the regular season (78 points) and postseason (24 points)...**9/12 vs. Atlanta:** Scored the game-winning touchdown on a 50-yard run in overtime...had 22 carries for 120 yards and one touchdown...caught two passes for 15 yards...**9/19 at Tennessee:** Finished the game with 69 yards on 23 carries, including a long of 20 yards...had one reception for three yards...carried the ball 14 times in the second half, helping the Steelers take time off the clock...**9/26 at Tampa Bay:** Finished with 143 yards rushing on 19 carries (7.5 avg.) with one touchdown...posted his fifth career 100-yard rushing game and second of the season...had a three-yard touchdown run in the second quarter...had a 34-yard run in the third quarter...**10/3 vs. Baltimore:** Finished with 79 yards on 25 carries with two touchdowns, marking the second multi-rushing touchdown game of his career...has scored at least one rushing touchdown in five straight home games, dating back to 2009...caught two passes for nine yards...**10/17 vs. Cleveland:** Finished with a game-high 84 yards rushing on 27 carries (3.1 avg.) with one touchdown...had a two-yard touchdown run in the fourth quarter, his team-leading fifth touchdown of the season...has scored at least one rushing touchdown in six straight home games, dating back to 2009...had three receptions for 15 yards...**10/24 at Miami:** Finished with a team-high 37 yards on 15 carries (2.5 avg.), including a long of

nine yards...had one reception for six yards...**10/31 at New Orleans:** Finished with a game-high 71 yards rushing on 15 carries (4.7 avg.) with one touchdown...posted his team-best sixth rushing touchdown of the season, a 38-yarder in the fourth quarter...had two receptions for 14 yards...**11/8 at Cincinnati:** Finished with a game-high 99 yards rushing on 22 carries (4.5 avg.) with one touchdown...scored his team-best seventh rushing touchdown of the season on a one-yard run in the first quarter...his seventh rushing touchdown ties a career best, set in 2009...had three receptions for 31 yards, including a long of 17 yards...**11/14 vs. New England:** Finished with 50 yards rushing on 11 carries...had a 34-yard run midway through the second quarter...had two receptions for five yards...**11/21 vs. Oakland:** Finished with 59 yards rushing with one touchdown...scored a five-yard rushing touchdown in the second quarter, his career-best eighth rushing touchdown of the season...**11/28 at Buffalo:** Finished with a season-high 151 yards rushing on a career-best 36 rushing attempts with one touchdown...his 151 yards are the third-highest of his career, and the 36 attempted bested his previous high of 29...the 36 attempts were the most by a Steeler since RB Willie Parker had 37 in Week 17 in 2006...posted his third 100-yard rushing game of the season and the sixth of his career...scored his team-best ninth rushing touchdown of the season on the Steelers' opening drive of the game...**12/5 at Baltimore:** Finished with a game-high 45 yards rushing on 19 carries...caught three passes for 18 yards...eclipsed 1,000 yards rushing on the season, his second straight season after totaling a career-best 1,108 in 2009...**12/12 vs. Cincinnati:** Finished with a game-high 66 yards rushing on 18 carries, including a long of 10 yards...caught one pass for nine yards...**12/19 vs. N.Y. Jets:** Finished with a game-high 99 yards rushing on 17 carries with one touchdown...scored from two yards out in the third quarter, his 10th rushing touchdown of the season...he became just the fifth Steelers' running back in team history to have 10-plus rushing touchdowns in a single season...surpassed his career high for rushing yards in a single season (1,108 rushing yards in 2009)...**12/23 vs. Carolina:** Finished with 65 yards rushing on 18 carries with one touchdown...scored on a one-yard rushing touchdown late in the first half, his 11th of the season...his 11 rushing touchdowns are tied for the fourth-most in team history in a single season...had a 35-yard run



## Rashard Mendenhall

on the Steelers' first offensive play of the game...caught two passes for 18 yards...**1/2 at Cleveland:** Finished with 36 yards rushing on 14 carries with two rushing touchdowns...scored on a one-yard rushing touchdown in the first quarter...posted a one-yard rushing touchdown in the second quarter, giving him 13 rushing touchdowns on the season...the 13 rushing touchdowns are the most by Pittsburgh since RB Willie Parker had 13 rushing touchdowns in 2006, and the second-most (tied) in team history. RB Franco Harris had 14 in 1976...caught one pass for a season-long 24 yards...

**AFC Divisional Game 1/15 vs. Baltimore:** Played in his first career postseason game, starting at RB...finished with a game-high 46 yards rushing with two touchdowns...scored his first career postseason touchdown with a one-yarder midway through the first quarter...added the game-winning touchdown, a two-yarder, with 1:33 left in the game...caught one pass for 13 yards...

**AFC Championship Game 1/23 vs. N.Y. Jets:** Made his second career postseason start at running back...finished with a game-high 121 yards rushing on 27 carries with one touchdown...the 121 yards were a career postseason high and the sixth-most in team postseason history...scored a one-yard rushing touchdown on the Steelers' first drive of the game, his third in two postseason games this year...had a career postseason-long 35-yard run in the second quarter...posted his first career 100-yard rushing game and the first by a Steeler running back in the postseason since Willie Parker had 146 yards against the San Diego Chargers on Jan. 11, 2009...caught two passes for 32 yards...**Super Bowl XLV 2/6 vs. Green Bay:** Finished with a game-high 63 yards rushing and one touchdown...scored on an eight-yard touchdown run in the third quarter...also caught one pass for seven yards.

**2009 (16-12):** Played in all 16 games, starting 12...earned AFC Offensive Player of the Week honors in his first career start against the Chargers...ran for more than 1,000 yards for the first time in his career...only one of seven different running backs to rush for more than 1,000 yards in team history...also had 25 receptions...**9/10 vs. Tennessee:** Played in his fifth career game...rushed four times for six yards (1.5 avg.) with a long of three...**9/20 at Chicago:** Played in his second consecutive game...rushed three times for 39 yards (13.0 avg.) with a career-long rush of 39...caught one pass for a career-high 13 yards...**9/27 at Cincinnati:** Played in his third consecutive game...returned one kickoff for eight yards...**10/4 vs. San Diego:** Played in his fourth consecutive game...rushed 29 times for 165 yards (5.7 avg.) and two touchdowns...caught two passes for 26 yards (13.0 avg.) with a career-long 20-yard gain...**10/11 at Detroit:** Played in his fifth consecutive game while also starting this year for the second time...

rushed 15 times for 77 yards (5.1 avg.) with one touchdown...caught two passes for 16 yards (8.0 avg.) with a long of nine...**10/18 vs. Cleveland:** Started in his third consecutive game...rushed 17 times for 62 yards (3.6 avg.) with one touchdown...caught two passes for 15 yards (17.5 avg.) with a long of 13...**10/25 vs. Minnesota:** Started in his fourth consecutive game...rushed 10 times for 69 yards (6.9 avg.) with a long of 17...**11/9 at Denver:** Started in his fifth consecutive game...rushed 22 times for 155 yards (7.0 avg.) with a long of 36...marked as his second career 100-yard game...**11/15 vs. Cincinnati:** Started in his sixth consecutive game...rushed 13 times for 36 yards (2.8 avg.) with a long of 10...**11/22 at Kansas City:** Started in his seventh consecutive game...rushed 21 times for 80 yards (3.8 avg.) with a long of 13...caught four passes for 36 yards (9.0 avg.) with one touchdown...his touchdown reception was the first of his career...**11/29 at Baltimore:** Made his eighth consecutive start at RB...rushed 24 times for 95 yards (4.0 avg.) with a long of 15...caught two passes for 22 yards (11.0 avg.) with a long of 20...**12/6 vs. Oakland:** Made his ninth consecutive start at RB...rushed 20 times for 103 yards (5.2 avg.) with one touchdown and a career long run for 60 yards...marked his third career 100-yard rushing game...**12/10 at Cleveland:** Made his 10th consecutive start at RB...rushed 16 times for 53 yards (3.3 avg.) with a long of seven...caught one pass for 17 yards...**12/20 vs. Green Bay:** Made his 11th consecutive start at RB...rushed 11 times for 38 yards (3.5 avg.) with one touchdown...caught six passes for 73 yards with a long of 25...**12/27 vs. Baltimore:** Made his 12th consecutive start at RB...rushed 17 times for 36 yards (2.1 avg.) with one touchdown...eclipsed 1,000 yards rushing on the season for the first time in his career...became just the seventh different running back in team history to do so...**1/3 at Miami:** Played in his 16th game of the season at RB...rushed 20 times for 94 (4.7 avg.) with a long of 36.

**2008 (4-1/0-0):** Played in four regular-season games, making one start...suffered a season-ending shoulder injury on September 29 against Baltimore...placed on the Reserve/Injured List on October 1...rushed 19 times for 58 yards (3.1 avg.)...caught two passes for 17 yards (8.5 avg.)...returned six kickoffs for 115 yards (19.2 avg.) with a long of 27...**9/7 vs. Houston:** Made his NFL debut as the backup to Willie Parker and rushed 10 times for 28 yards (2.8 avg.) with a long of nine...also served as the team's primary kickoff returner and had two returns for 46 yards (23.0 avg.) with a long of 27...**9/14 at Cleveland:** Played in his second consecutive game as the primary kickoff returner...returned two kicks for 21 yards (10.5 avg.) with a long of 21...**9/21 at Philadelphia:** Played in his third consecutive game...had his first career reception for 11 yards in

## Rashard Mendenhall

the fourth quarter...returned two kickoffs for 48 yards (24.0 avg.)...**9/29 vs. Baltimore:** Made his first career start at HB...had nine rushes for 30 yards (3.3 avg.) and caught one pass for six yards...left the game in the third quarter with a shoulder injury...**10/1:** Placed on the Reserve/Injured List with a shoulder injury.

**COLLEGE** Gained 2,539 yards rushing, ranking seventh in school history...his 1,681 yards on the ground in 2007 broke the old Illini season record of 1,330 yards by Antoneo Harris in 2002...his 17 rushing touchdowns in 2007 topped the previous school season record of 15 by Howard Griffith in 1990...ran for over 100 yards nine times during his career (team compiled a 7-2 record in those contests), tying him for third in school history...his eight 100-yard rushing games in 2007 established an Illinois season record...his 1,999 all-purpose yards in 2007 broke the old school season record of 1,818 yards by Keith Jones in 1988...majored in community recreation. **2007:** All-American third-team selection by The NFL Draft Report and Rivals.com...unanimous All-Big Ten Conference first-team choice and named Big Ten Offensive Player of the Year by the league's coaches and media...recipient of the Chicago Tribune Silver Football...Doak Walker Award and Maxwell Award semi-finalist...ranked eighth in the nation and second in the Big Ten in rushing (129.3 ypg.) and finished third in the league in all-purpose yardage (153.8 ypg.), helping the team lead the conference and rank fifth in the nation with an average of 256.8 yards per game on the ground...started all 13 games, carrying 262 times, as he set school season-records with 1,681 yards (6.4 avg.) and 17 touchdowns...finished second on the squad with 34 receptions for 318 yards (9.4 avg.) and two touchdowns, as he scored 114 points and recorded two solo tackles...set another Illini season record by amassing 1,999 all-purpose yards...ran for over 100 yards eight times, as the team compiled a 7-1 record in those contests. **2006:** Earned CoSIDA/ESPN Academic All-District and Academic All-Big Ten Conference honors...finished the season ranking 10th in the league in rushing yards per game and had a league-best

8.2 yards per carry for the season...finished second on the team with 78 attempts for 640 yards and five touchdowns...caught 12 passes for 164 yards (13.7 avg.) and a score...totaled 36 points and gained 804 all-purpose yards. **2005:** Appeared in 10 games as a true freshman, gaining 218 yards on 48 carries (4.5 avg.)...had 13 receptions for 82 yards (6.3 avg.) and two scores.

**PERSONAL** Attended Niles West High School (Skokie, Ill.)...rated the premier recruit in the state of Illinois by Scout.com, earning a five-star prospect from that recruiting service, which rated him the 24th-best prep player in the country...named to Rival.com's Top-100 team and rated 17th among national recruits by the *Atlanta Journal-Constitution*...selected the top recruit in the state of Illinois by the *Chicago Sun-Times* and named to Super Prep's Elite 50 list and All-American squad, ranking as the nation's fourth-best running back by the same publication...participated in the Fifth Annual U.S. Army All-American Bowl...a three-year All-Central Suburban Conference selection for football and two-time pick for track...named to All-State teams as a junior in both football and track, in addition to earning All-Area honors for both sports as a sophomore and during his junior year for football...averaged 9.1 yards per carry as a senior, rushing for 1,453 yards on 160 tries and 14 touchdowns...as a junior, he gained 1,832 yards and 19 touchdowns, averaging 11.6 yards per carry and recorded 1,300 yards and 21 scores as a sophomore...had over 1,000 career yards receiving and 13 touchdown catches...son of Sibyl and Walter Mendenhall...Full name: Rashard Jamal Mendenhall.

## Mendenhall's Single-Game Highs

Yards Rushing:	165	[10/4/09 vs. San Diego]
Rushing Attempts:	36	[11/28/10 at Buffalo]
Longest Run:	60t	[12/6/09 vs. Oakland]
Receptions:	6	[12/20/09 vs. Green Bay]
Yards Receiving:	73	[12/20/09 vs. Green Bay]
Longest Reception:	26	[1/3/10 at Miami]

## Mendenhall's 2010 Game-by-Game Statistics

Date	Opponent	GP	GS	RUSHING			Lg	TD	RECEIVING				
				Att	Yds	Avg			No	Yds	Avg	Lg	TD
9/12	ATLANTA	1	1	22	120	5.0	50t	1	2	15	7.5	9	0
9/19	at Tennessee	1	1	23	69	3.0	20	0	1	3	3.0	3	0
9/26	at Tampa Bay	1	1	19	143	7.5	34	1	0	0	0.0	0	0
10/3	BALTIMORE	1	1	25	79	3.2	11	2	2	9	4.5	5	0
10/17	CLEVELAND	1	1	27	84	3.1	25	1	3	15	5.0	8	0
10/24	at Miami	1	1	15	37	2.5	9	0	1	6	6.0	6	0
10/31	at New Orleans	1	1	15	71	4.7	38t	1	2	14	7.0	9	0
11/8	at Cincinnati	1	1	22	99	4.5	22	1	3	31	10.3	17	0
11/14	NEW ENGLAND	1	1	11	50	4.5	34	0	2	5	2.5	3	0
11/21	OAKLAND	1	1	23	59	2.6	9	1	0	0	0.0	0	0
11/28	at Buffalo	1	1	36	151	4.2	22	1	0	0	0.0	0	0
12/5	at Baltimore	1	1	19	45	2.4	8	0	3	18	6.0	9	0
12/12	CINCINNATI	1	1	18	66	3.7	10	0	1	9	9.0	9	0



## Rashard Mendenhall

### Mendenhall's 2008 Game-by-Game Statistics (Continued)

Date	Opponent	GP	GS	RUSHING					RECEIVING					
				Att	Yds	Avg	Lg	TD	No	Yds	Avg	Lg	TD	
12/7	DALLAS													
12/14	at Baltimore													
12/21	at Tennessee													
12/28	CLEVELAND													
<b>SEASON TOTALS</b>		<b>4</b>	<b>1</b>	<b>19</b>	<b>58</b>	<b>3.1</b>	<b>12</b>	<b>0</b>	<b>2</b>	<b>17</b>	<b>8.5</b>	<b>11</b>	<b>0</b>	

Date	Opponent	No	FC	PUNT RETURNS				KICKOFF RETURNS				
				Yds	Avg	Lg	TD	No	Yds	Avg	Lg	TD
9/7	HOUSTON	0	0	0	0.0	0	0	2	46	23.0	27	0
9/14	at Cleveland	0	0	0	0.0	0	0	2	21	10.5	21	0
9/21	at Philadelphia	0	0	0	0.0	0	0	2	48	24.0	26	0
9/29	BALTIMORE	0	0	0	0.0	0	0	0	0	0.0	0	0
10/5	at Jacksonville											
10/19	at Cincinnati											
10/26	NEW YORK GIANTS											
11/3	at Washington											
11/9	INDIANAPOLIS											
11/16	SAN DIEGO											
11/20	CINCINNATI											
11/30	at New England											
12/7	DALLAS											
12/14	at Baltimore											
12/21	at Tennessee											
12/28	CLEVELAND											
<b>SEASON TOTALS</b>		<b>0</b>	<b>0</b>	<b>0</b>	<b>0.0</b>	<b>0</b>	<b>0</b>	<b>6</b>	<b>115</b>	<b>19.2</b>	<b>27</b>	<b>0</b>

### POSTSEASON

Date	Opponent	GP	GS	RUSHING					RECEIVING				
				Att	Yds	Avg	Lg	TD	No	Yds	Avg	Lg	TD
1/11	SAN DIEGO												
1/18	BALTIMORE												
2/1	vs. Arizona												
<b>POSTSEASON TOTALS</b>		<b>0</b>	<b>0</b>	<b>0</b>	<b>0</b>	<b>0.0</b>	<b>0</b>	<b>0</b>	<b>0</b>	<b>0</b>	<b>0.0</b>	<b>0</b>	<b>0</b>

Date	Opponent	No	FC	PUNT RETURNS				KICKOFF RETURNS				
				Yds	Avg	Lg	TD	No	Yds	Avg	Lg	TD
1/11	SAN DIEGO											
1/18	BALTIMORE											
2/1	vs. Arizona											
<b>POSTSEASON TOTALS</b>		<b>0</b>	<b>0</b>	<b>0</b>	<b>0.0</b>	<b>0</b>	<b>0</b>	<b>0</b>	<b>0</b>	<b>0.0</b>	<b>0</b>	<b>0</b>

### Mendenhall's Career Statistics

#### REGULAR SEASON

Year	Team	GP	GS	RUSHING					RECEIVING				
				Att	Yds	Avg	Lg	TD	No	Yds	Avg	Lg	TD
2008	Pittsburgh	4	1	19	58	3.1	12	0	2	17	8.5	11	0
2009	Pittsburgh	16	12	242	1,108	4.6	60	7	25	261	10.4	26	1
2010	Pittsburgh	16	16	324	1,273	3.9	50†	13	23	167	7.3	24	0
<b>NFL Totals</b>		<b>36</b>	<b>29</b>	<b>585</b>	<b>2,439</b>	<b>4.2</b>	<b>60</b>	<b>20</b>	<b>50</b>	<b>445</b>	<b>8.9</b>	<b>26</b>	<b>1</b>

Year	Team	No	FC	PUNT RETURNS				KICKOFF RETURNS				
				Yds	Avg	Lg	TD	No	Yds	Avg	Lg	TD
2008	Pittsburgh	0	0	0	0.0	0	0	6	115	19.2	27	0
2009	Pittsburgh	0	0	0	0.0	0	0	1	8	8.0	8	0
2010	Pittsburgh	0	0	0	0.0	0	0	0	0	0.0	0	0
<b>NFL Totals</b>		<b>0</b>	<b>0</b>	<b>0</b>	<b>0</b>	<b>0</b>	<b>0</b>	<b>7</b>	<b>123</b>	<b>17.6</b>	<b>27</b>	<b>0</b>

#### POSTSEASON

Year	Team	GP	GS	RUSHING					RECEIVING				
				Att	Yds	Avg	Lg	TD	No	Yds	Avg	Lg	TD
2008	Pittsburgh												
2010	Pittsburgh	3	3	61	230	3.8	35	4	4	52	13.0	18	0
<b>NFL Totals</b>		<b>3</b>	<b>3</b>	<b>61</b>	<b>230</b>	<b>3.8</b>	<b>35</b>	<b>4</b>	<b>4</b>	<b>52</b>	<b>13.0</b>	<b>18</b>	<b>0</b>

Year	Team	No	FC	PUNT RETURNS				KICKOFF RETURNS				
				Yds	Avg	Lg	TD	No	Yds	Avg	Lg	TD
2008	Pittsburgh											
2010	Pittsburgh	0	0	0	0.0	0	0	0	0	0.0	0	0
<b>SEASON TOTALS</b>		<b>0</b>	<b>0</b>	<b>0</b>	<b>0.0</b>	<b>0</b>	<b>0</b>	<b>0</b>	<b>0</b>	<b>0.0</b>	<b>0</b>	<b>0</b>



## HEATH MILLER TE

HEIGHT – 6-5

WEIGHT – 256

COLLEGE – Virginia

BIRTHDATE – Oct. 22, 1982

BIRTHPLACE – Swords Creek, Va.

HOW ACQUIRED – 01-'05 (#30)

NFL EXPERIENCE – 7th Year

83



## PRO

**[92-91/11-11]:** Signed a six-year contract on July 30, 2009, keeping him with the team through the 2014 season...earned his first trip to the Pro Bowl in 2009...named to *USA Today* All-Joe Team following the 2008 season for his unsung efforts...recipient of the 2005 Joe Greene Great Performance Award, given annually to the top Steelers' rookie...originally selected in the first round (30th overall) in the 2005 NFL Draft...moved into second place on the teams' all-time list for receiving yards for a tight end (3,233 yards) during the 2010 season...surpassed 400 career post-season receiving yards during the 2010 postseason...his 425 career postseason receiving yards are the most in team history...became the 11th tight end in NFL history with at least 400 yards receiving in the postseason.

**2010 [14-14/3-3]:** Named offensive co-captain...started 14 regular-season games at tight end, missing two games because of a concussion...finished third on the team in both receptions (42) and yards (512) and tied for third on the team with two touchdown receptions...helped pave the way for RB Rashard Mendenhall to rush for a career-high 1,273 yards and a career-high 13 rushing touchdowns...started all three postseason contests at tight end...had nine receptions for 89 yards and one touchdown in the postseason...**9/12 vs. Atlanta:** Had four catches for 40 yards with a long of 17 yards...helped block for a Steelers' rushing attack that had 143 yards on the ground...helped block for Mendenhall to rush for 120 yards including a game-winning 50-yard run...**9/19 at Tennessee:** Had two receptions for three yards...helped Steelers' rushers gain 106 yards on the ground...caught his 250th career pass...**9/26 at Tampa Bay:** Had two catches for 25 yards, including a long of 21 yards...helped block for a Steelers' rushing attack that gained 201 yards on the ground and 387 total yards...helped block for Mendenhall to have 143 yards rushing...**10/3 vs. Baltimore:** Had two receptions for 32 yards...surpassed 3,000 career receiving yards...**10/17 vs. Cleveland:** Had two receptions for 50 yards and one touchdown, his first of the season (a 14-yarder from

QB Ben Roethlisberger in the fourth quarter)...**10/24 at Miami:** Finished with three catches for 33 yards...moved into second place on the team's all-time receiving list for tight ends in yards (2,904)...helped block for Roethlisberger to throw for 302 yards and two touchdowns...**10/31 at New Orleans:** Finished with two catches for 39 yards...**11/8 at Cincinnati:** Had three catches for 21 yards...**11/14 vs. New England:** Had five catches for 60 yards...now has 3,024 career receiving yards, becoming just the second tight end in team history to reach 3,000 yards for his career, trailing only Elbie Nickel, who finished his career with 5,133 receiving yards...**11/21 vs. Oakland:** Had three receptions for 26 yards...helped block for the Steelers' offense to gain 431 yards of total offense...**11/28 at Buffalo:** Had four catches for 46 yards, including a 26 yarder...helped block for the Steelers' offense to gain 426 yards of total offense...**12/5 at Baltimore:** Had one reception for nine yards...left the game in the third quarter with a concussion and did not return...**12/12 vs. Cincinnati:** Was inactive due to a concussion...**12/19 vs. N.Y. Jets:** Was inactive due to a concussion...**12/23 vs. Carolina:** Started his 90th career game at TE after missing two games with a concussion...finished with five catches for a season-high 73 yards...had a 20-yard reception on the first drive of the game and a 19-yarder in the second quarter...helped block for a Steelers' offense to gain 408 yards of total offense...**1/2 at Cleveland:** Had four catches for 55 yards and one touchdown...hauled in a four-yard touchdown pass from Roethlisberger in the second quarter, giving him two on the season...**AFC Divisional Game 1/15 vs. Baltimore:** Started his ninth career postseason game at TE...hauled in a nine-yard touchdown pass from Roethlisberger in the third quarter, his fourth career postseason touchdown...finished with five receptions for 39 yards with one touchdown...**AFC Championship Game 1/23 vs. N.Y. Jets:** Finished with two receptions for 38 yards, including a long of 24 yards...now has 425 career postseason receiving yards, already the most by a tight end in team history, and only the sixth player in team history to reach 400 career postseason receiving yards...also became the 11th tight end in NFL history with at least 400 yards

## Heath Miller

receiving in the postseason...**Super Bowl XLV 2/6 vs. Green Bay:** Finished with two receptions for 12 yards.

**2009 [16-16]:** Started all 16 games at TE...set a team record for tight ends with 76 receptions...tied the team lead with six touchdown receptions...was selected to his first Pro Bowl...**9/10 vs. Tennessee:** Made his seventh consecutive start at TE...caught eight passes for 64 yards (8.0 avg.) with a long of 14...**9/20 at Chicago:** Made his eighth consecutive start at TE...caught three passes for 27 yards (9.0 avg.) with a long of 15...eclipsed 2,000 career receiving yards, becoming just the fifth tight end in team history to accomplish that feat...**9/27 at Cincinnati:** Made his ninth consecutive start at TE...caught five passes for 20 yards (4.0 avg.) with a long of 7 yards...**10/4 vs. San Diego:** Made his 10th consecutive start at TE...caught eight passes for 70 yards (8.8 avg.) along with two touchdowns...**10/11 at Detroit:** Made his 11th consecutive start at TE...caught five passes for 54 yards (10.8 avg.) along with one touchdown...**10/18 vs. Cleveland:** Made his 12th consecutive start at TE...caught five passes for 80 yards (16.0 avg.) along with one touchdown...**10/25 vs. Minnesota:** Made his 13th consecutive start at TE...caught six passes for 38 yards (6.3 avg.) with a long of nine...**11/9 at Denver:** Made his 14th consecutive start at TE...caught three passes for 18 yards (6.0 avg.) with a long of 14...**11/15 vs. Cincinnati:** Made his 15th consecutive start at TE...caught four passes for 26 yards (6.5 avg.) with a long of 11...**11/22 at Kansas City:** Made his 16th consecutive start at TE...caught seven passes for 95 yards (13.6 avg.) along with one touchdown...broke his previous career record of 48 receptions in a season...**11/29 at Baltimore:** Made his 17th consecutive start at TE...caught one pass for two yards...**12/6 vs. Oakland:** Made his 18th consecutive start at TE...caught one pass for 27 yards...**12/10 at Cleveland:** Made his 19th consecutive start at TE...caught five passes for 59 yards (11.8 avg.) with a long of 22...eclipsed his single season-high in receiving yards...**12/20 vs. Green Bay:** Made his 20th consecutive start at TE...caught seven passes for 118 yards with a long of 27...marked his second career 100-yard receiving game...recorded his 68th reception on the season, breaking the team's single-season record by a tight end which was held by Eric Green (63)...**12/27 vs. Baltimore:** Made his 21st consecutive start at TE...caught three passes for 35 yards with a long of 19...**1/3 at Miami:** Made his 22nd consecutive start at TE...caught five passes for 56 yards (11.2 avg.) with one touchdown.

**2008 [14-14/3-3]:** Made 14 regular-season starts at TE...missed two games (Weeks 10 and 11) due to an ankle injury...were the first two games that he has missed in his pro career...named to the USA Today All-Joe team...caught a career-high 48 passes for 514 yards (10.7 avg.) with three touchdowns...started all three postseason games...caught 11 passes in the postseason for 156 yards (14.2 avg.) with one touchdown...his postseason totals of 26 receptions, 348 yards and three touchdowns are all tops on the teams' postseason chart by a tight end...**9/7 vs. Houston:** Played in his 49th consecutive game and made his 45th consecutive start at TE...finished second on the team with three receptions for 26 yards (8.7 avg.) with a long of 11...**9/14 at Cleveland:** Played in his 50th career game and had two receptions for 33 yards (16.5 avg.) with a long of 19 yards...had one assisted tackle on special teams...**9/21 at Philadelphia:** Made his 50th career start at tight end...finished with four receptions for 63 yards (15.8 avg.) with a long of 21 yards...surpassed 1,500 career receiving yards (1,548)...**9/29 vs. Baltimore:** Made his 48th consecutive start at TE and had two catches for eight yards (4.0 avg.) with a long of six...**10/5 at Jacksonville:** Started his 49th consecutive game at TE...caught five passes for 45 yards (9.0 avg.) and his first touchdown reception of the season...**10/19 at Cincinnati:** Started his 50th consecutive game at TE...caught two passes for 13 yards (6.5 avg.)...his blocking helped pave the way for Mewelde Moore to rush 20 times for 120 yards (6.0 avg.) with two touchdowns...**10/26 vs. New York Giants:** Made his 51st consecutive start at TE...caught three passes for 52 yards (17.3 avg.) with a season-long reception of 22 yards...**11/3 at Washington:** Made his 52nd consecutive start at TE...did not record a catch prior to leaving the game in the first half with an ankle injury...**11/9 vs. Indianapolis:** Was inactive with an ankle injury, the first time that he has missed a game in his NFL career...**11/16 vs. San Diego:** Was inactive with an ankle injury...**11/20 vs. Cincinnati:** Returned to the lineup after missing two games with an ankle injury...caught four passes for 44 yards (11.0 avg.) with a long of 19 yards and his second touchdown reception of the season...was the 20th receiving touchdown of his career, tying him with Bennie Cunningham for third on the team's all-time touchdown list for a TE...**11/30 at New England:** Made his second consecutive start at TE...finished with four receptions for a team-high 60 yards (15.0 avg.) with a long of 21 yards...**12/7 vs. Dallas:** Made his third consecutive start at TE...caught three passes for 20 yards (6.7 avg.)



with one touchdown...his touchdown reception was the 21st of his career, moving him past Bennie Cunningham and into third place on the team's all-time list for touchdown catches by a TE...**12/14 at Baltimore:** Played in his 60th career game and made his fourth consecutive start at TE...caught three passes for 26 yards (8.7 avg.) with a long of 17 yards...**12/21 at Tennessee:** Made his 60th career start at TE...caught a career-high eight passes for 69 yards (8.6 avg.) with a long of 17 yards...**12/28 vs. Cleveland:** Made his sixth consecutive start at TE...caught five passes for 55 yards (11.0 avg.)...**AFC Divisional Game 1/11 vs. San Diego:** Made his sixth consecutive postseason start at TE...caught three passes for 37 yards (12.3 avg.) with an eight-yard touchdown reception in the third quarter...**AFC Championship Game 1/18 vs. Baltimore:** Made his seventh consecutive postseason start at TE...caught three passes for 62 yards (20.7 avg.) with a long of 30 yards...**Super Bowl XLIII 2/1 vs. Arizona:** Made his eighth consecutive postseason start at TE...caught five passes for 57 yards (11.4 avg.) with a long of 21 yards.

**2007 (16-16/1-1):** Started all 16 games for the second consecutive year...established career highs across the board with 47 receptions for 566 yards (12.0 avg.) and seven touchdowns...set personal single-game postseason highs with eight receptions for 85 yards (10.6 avg.) in the loss to Jacksonville...also scored his second career postseason touchdown in that game...**9/9 at Cleveland:** Was the starting TE...led the team in receptions with four and had a 22-yard TD grab from Ben Roethlisberger...was his third straight season opener with a TD catch...**9/16 vs. Buffalo:** Had his 30th consecutive start at TE...had two catches for 34 yards (17.0), with a long of 29...helped pave the way for Willie Parker to have his 15th career 100-yard rushing game of his career...**9/23 vs. San Francisco:** Made his 31st consecutive start at TE and led the team in catches (four) and receiving yards (82), which gave him an average of 20.5 yards per catch...went over the 1,000-yard mark in career receiving yards, with a total of 1,011 receiving yards...**9/30 at Arizona:** Had his 35th start at TE with the Steelers and had four catches for 46 yards with a long of 28 (15.3 avg.)...**10/7 vs. Seattle:** Made his 36th career start at TE and had four catches for 44 yards (11.0 avg.) with a 13-yard long for a TD...his catches and yards gave him 90 career catches and put him over 1,100 career receiving yards (1,101)...also helped pave the way for Parker to have his 17th career and fourth 100-yard rushing game of the season...**10/21 at Denver:** Started at TE

for the 37th time in his career...registered five catches for 50 yards (10.0 avg.) including a 27-yard long...was on the receiving end of two Roethlisberger's four TD passes...his two receiving TDs marked the second time he has had multi-TDs in a game in his career...**10/28 at Cincinnati:** Made his 35th consecutive start at TE...had two catches for 42 yards (21.0 avg.) including a 23-yard long...**11/5 vs. Baltimore:** Made his 36th consecutive start at TE...hauled in his team-leading fifth TD of the year to put Pittsburgh ahead 7-0 in the first quarter...that TD catch was the 16th of his career...had two catches for 17 yards (8.5 avg.)...**11/11 vs. Cleveland:** Made his 40th career start at TE...had five receptions for 71 yards (14.2 avg.) with one TD...his two-yard reception with 3:13 left in the game proved to be the game-winner...his five receptions put him over 100 career catches (104)...**11/18 at New York Jets:** Registered his 38th consecutive start at TE...finished the day with two receptions for 36 yards (18.0 avg.) including a 19-yard long...**11/26 vs. Miami:** Posted his 39th consecutive start at TE but did not record a catch...**12/2 vs. Cincinnati:** Talled his 40th consecutive start at TE...finished the game with four catches for 30 yards (7.5 avg.), including a 10-yard long...**12/9 at New England:** Made his 41st consecutive start, while playing in his 45th career game...hauled in four catches for 28 yards (7.0 avg.)...**12/16 vs. Jacksonville:** Made his 45th career start at TE...finished with two catches for 24 yards (12.0 avg.) with one TD...hauled in an 18-yard TD pass from Roethlisberger in the second quarter to give him seven TDs on the year, passing his career high of six TDs...**12/20 at St. Louis:** Started in his 43rd consecutive game at TE...registered one catch for seven yards...**12/30 at Baltimore:** Made his 44th consecutive start at TE...finished with three catches for 20 yards (6.7 avg.), including a long of 10 yards...**AFC Wild Card Game 1/5 vs. Jacksonville:** Registered his fifth consecutive postseason start at TE and finished with eight catches for 85 yards and one TD...his 85 yards and eight catches were new career highs in the postseason.

**2006 (16-16):** Started all 16 games...finished with 34 catches for 393 yards (11.6 avg.) with five touchdowns...**9/7 vs. Miami:** Caught three passes for a career-high 101 yards (33.7 avg.) and one touchdown...eclipsed 100 yards receiving for the first time in his career...caught an 87-yard touchdown pass from Charlie Batch late in the fourth quarter to give the Steelers a 21-17 lead...87-yard TD is the longest touchdown reception at Heinz Field...touchdown was the Steelers longest TD play since Kordell Stewart

## Heath Miller

hit Bobby Shaw for a 90-yard touchdown (Dec. 16, 2001) and was the longest touchdown reception for a tight end in 32 years (Joe Namath connected with Rich Caster for 89 yards against Miami in 1974)... also became the first Steelers' TE to gain 100-yards receiving since Eric Green (119 – 12/26/93 at Seattle)...**9/18 at Jacksonville:** Started at TE and caught one pass for 11 yards...**9/24 vs. Cincinnati:** Started at TE and caught three passes for 34 yards (11.3 avg.) and a long of 13...**10/8 at San Diego:** Recorded two receptions for 22 yards and a long of 15...started at TE...**10/15 vs. Kansas City:** Started at TE...caught one pass for 16 yards...helped the running game gain 219 yards on 42 rushes (5.2 avg.) and three TDs...**10/22 at Atlanta:** Caught two passes for four yards and a touchdown...scored on a one-yard toss in the second quarter to give Pittsburgh a 17-7 lead...**10/29 at Oakland:** Started at TE and had two receptions for 10 yards and a long of five...**11/5 vs. Denver:** Grabbed five balls for 34 yards (6.8 avg.) with a long of 11...**11/12 vs. New Orleans:** Had three receptions for 30 yards (10.0 avg.) with a long of 22 and a TD...caught a two-yard touchdown pass from Roethlisberger to give the Steelers a 14-0 lead...helped block for Willie Parker to gain 213 yards (the second highest total in Steelers history)...**11/19 at Cleveland:** Started at TE and two passes for 32 yards with a long of 16...**11/26 at Baltimore:** Grabbed three passes for 35 yards (11.7 avg.) with a long of 16...**12/3 vs. Tampa Bay:** Caught two passes for 27 yards and one touchdown...grabbed a 16-yard pass for a touchdown from a scrambling Roethlisberger...**12/7 vs. Cleveland:** Started at TE and helped the offense gain 303 rushing yards on 52 carries (5.8 avg.) and two touchdowns...helped Parker rush for a single-game team-record 223 yards...snapped his streak of consecutive games with a reception at 15...**12/17 at Carolina:** Caught two passes for 25 yards with a long of 20...helped spring Parker for a 41-yard touchdown run in the third quarter...**12/24 vs. Baltimore:** Caught three passes for 12 yards (4.0 avg.) with a long of six...caught a one-yard touchdown on fourth-and-goal with seven seconds left in the first half...**12/31 at Cincinnati:** Started at TE and helped the offense rush for 207 yards and possess the ball for 40:41.

**2005 (16-15/4-4):** Finished the season tied for third in the NFL among all rookies (non-kickers) in scoring with 36 points (six touchdowns) and was fourth among all NFL rookies in receptions (39)...his 39 catches were the most by a Steelers' TE since Eric Green caught 46 in during the 1994 season...finished second on the team with 39 receptions for 459 yards

(11.8 avg.) and six touchdowns...caught a TD pass in four straight games, tying a team record for a TE...started 15-of-16 games as a rookie...caught six touchdowns in his first seven games, becoming only the third TE in NFL history to reach that feat (Green in 1990 and Raymond Chester in 1970)...earned AFC Offensive Player of the Week in Week 8 vs. Baltimore after recording his first career multiple touchdown game (2)...**9/11 vs. Tennessee:** Started in team's two-tight end set...caught first career pass for a 3-yard touchdown...**9/18 at Houston:** Started in team's two-tight end set...did not catch a pass...**9/25 vs. New England:** Made his third-consecutive start in a two-tight end formation...had one reception for 13 yards...**10/10 at San Diego:** Caught a career-high four passes for 36 yards and a TD...scored on a 16-yard TD pass, his second of the season...his four receptions ranked second on the team behind Hines Ward...**10/16 vs. Jacksonville:** Started at TE for the fourth time in five games as the team opened in a two-tight end set...led the team in three categories with four receptions for 72 yards and a long of 27...caught a 15-yard touchdown in which he bulled his way into the end zone...marked the first time since 1994 that a Steelers' tight end led the team outright in catches and yards in a game...**10/23 at Cincinnati:** Started his fifth game of the year and led the team for the second straight game with six receptions for 58 yards (9.7 avg.) and scored one touchdown...had a long of 21 yards and became the first Steelers' tight end to lead the team in receptions in two consecutive games...**10/31 vs. Baltimore:** Started his sixth game of the year...finished with three catches for 18 yards with two touchdowns, the first multi-touchdown game of his career...extended his streak of consecutive games with at least one touchdown to four, tying the Steelers' tight end record...marked his fifth and sixth touchdowns in his first seven games...the only other tight ends in NFL history to catch six TD passes in their first seven games in the league are Raymond Chester (Oakland Raiders, 1970) and Eric Green (Pittsburgh Steelers, 1990)...his touchdown catches covered four and eight yards...earned AFC Rookie of the Week honors...**11/6 at Green Bay:** Started as the team's only TE...caught two passes for 11 yards (5.5 avg.) with a long of nine...also had a reception for the sixth straight game...**11/13 vs. Cleveland:** Started at TE for the fifth straight game and for the eighth time in nine games...was held without a catch for only the second time this season...**11/20 at Baltimore:** Started at TE and caught five passes for 37 yards (7.4 avg.) with a long of 19...**11/28 at Indianapolis:** Tied for the team



## Heath Miller

lead with four receptions for 26 yards (6.5 avg.)...**12/4 vs. Cincinnati:** Started at TE...caught three passes for 44 yards (14.7 avg.) with a long of 21...**12/11 vs. Chicago:** Started at TE for the ninth straight game...helped team amass 190 yards on 46 carries (4.1 avg.) with two touchdowns...**12/18 at Minnesota:** Started at TE for the 10th straight game...caught two passes for a team-high 58 yards, including a game long of 50 to set up the Steelers' first field goal...his 50-yard reception was the longest by a Steelers' TE since Eric Green hauled in a 71-yard touchdown in 1993...**12/24 at Cleveland:** Started at TE and caught one pass for 21 yards...**1/1 vs. Detroit:** Started at TE...caught a team-high three passes for 62 yards (20.7 avg.)...had a 43-yard reception, his second longest catch of the season...**AFC Wild Card Game 1/8 at Cincinnati:** Started at TE and caught two passes for 15 yards...**AFC Divisional Game 1/15 at Indianapolis:** Caught three passes for 61 yards (20.3 avg.), including a long of 36...caught a seven-yard touchdown pass, his first career postseason TD...**AFC Championship Game 1/22 at Denver:** Started at TE...caught two passes for 31 yards (15.5 avg.)...had a long reception of 24 yards...**Super Bowl XL 2/5 vs. Seattle:** Started at TE and helped team gain 181 rushing yards on 33 carries (5.5 avg.) and two TDs.

**COLLEGE** Was the first ACC player to win the Mackey Award as the nation's best tight end...also became the school's first major award winner since 1941...finished career holding every receiving record for a tight end in school history and also established new conference career records for receptions, touchdown catches and yards gained by a tight end...closed out his career as the first two-time first-team All-ACC tight end in school history...started 39 consecutive games for the Cavaliers...scored at least once in each of his first five games at Virginia and his nine scoring grabs set a school season-record for tight ends...in 39 games as a Cavalier, caught 144 passes for 1,703 yards (11.8 avg.) and 20 touchdowns...only Billy McMullen (210, 1999-2001) had more catches in a career for the Cavaliers...his 1,703 yards rank seventh on the school's career-record list and his 20 scoring grabs rank fourth, behind McMullen (24), Herman Moore (27, 1988-90) and Tyrone Davis (28, 1991-94)...majored in sociology. **2004:** Winner of the Mackey Award, given to the nation's best tight end...first-team All-American selection by The NFL Draft Report, the American Football Coaches

Association, the Walter Camp Football Foundation and Football Writers Association of America...first-team All-Atlantic Coast Conference choice...led the team for the second-straight year with 41 receptions for 541 yards (13.2 avg.) and five touchdowns in 12 games...served as team captain...25 of his receptions came on scoring drives. **2003:** All-American first-team selection by The NFL Draft Report, adding second-team honors from *College Football News*...first-team All-ACC pick...added first-team All-State honors from the Virginia Sports Information Directors Association and the *Roanoke Times*...set school and conference season records for tight ends with 70 receptions for 835 yards (11.9 avg.) and also scored six times...overall, his 70 catches ranked second on the school's season record list behind Billy McMullen's 83 grabs in 2001. **2002:** Second-team All-ACC choice...freshman All-American selection by Scripps/Football Writers Association of America, *The Sporting News* and *College Football News*...first-team All-State pick by the Virginia Sports Information Directors Association...honorable mention ECAC All-Star...started every game as a redshirt freshman, leading all ACC tight ends with nine touchdowns and 33 receptions, good for 327 yards (9.9 avg.)...also threw a 20-yard score. **2001:** Redshirted.

**PERSONAL** Attended Honaker High School (Swords Creek, Va.)...was a quarterback and safety at Honaker High School, where he earned Associated Press Player of the Year honors as a senior and was a two-time AP All-State selection...selected Virginia High School Coaches Association Group A Offensive Player of the Year as a senior and was a two-time first-team Group A All-State selection...earned All-Southwest Virginia first-team honors at quarterback and was a second-team All-State selection at defensive back, adding Region D Offensive Player of the Year accolades...passed for over 1,500 yards and 19 touchdowns and rushed for 901 yards in 2000...as a junior, passed for 1,872 yards and 26 touchdowns, and rushed for 643 yards and 12 scores, leading Honaker to an 11-2 record that season...played first base on the Honaker baseball team and was a forward on the basketball team...earned Black Diamond District first-team honors, and was an All-Region and All-State selection in baseball...also earned All-District and All-Region honors in basketball...son of Earl and Denise Miller...married (Katie) with two children, Chase and Jake...Full name: Earl Heath Miller.

2010 IN REVIEW  
 STEELERS HISTORY  
 RECORDS  
 2011 PLAYERS  
 FOOTBALL STAFF  
 MEDIA INFORMATION

## Heath Miller

### Miller's Single-Game Highs

#### REGULAR SEASON

Receptions	8	(three; last 10/4/09 vs. San Diego)
Yards Receiving	118	(12/20/09 vs. Green Bay)
Longest Reception	87t	(9/7/06 vs. Miami)
TDs Receiving	2	(twice; last 10/4/09 vs. San Diego)

#### POSTSEASON

Receptions	8	(1/5/08 vs. Jacksonville)
Yards Receiving	85	(1/5/08 vs. Jacksonville)
Longest Reception	36	(1/15/06 at Indianapolis)
TDs Receiving	1	(four, last 1/15/11 vs. Baltimore)

### Miller's 2010 Game-by-Game Statistics

#### RECEIVING

Date	Opponent	GP	GS	Rec	Yds	Avg	Lg	TD	
9/12	ATLANTA	1	1	4	40	10.0	17	0	
9/19	at Tennessee	1	1	2	3	1.5	5	0	
9/26	at Tampa Bay	1	1	2	25	12.5	21	0	
10/3	BALTIMORE	1	1	2	32	16.0	19	0	
10/17	CLEVELAND	1	1	2	50	25.0	36	1	
10/24	at Miami	1	1	2	33	11.0	16	0	
10/31	at New Orleans	1	1	3	39	19.5	25	0	
11/8	at Cincinnati	1	1	3	21	7.0	9	0	
11/14	NEW ENGLAND	1	1	5	60	12.0	18	0	
11/21	OAKLAND	1	1	3	26	8.7	18	0	
11/28	at Buffalo	1	1	4	46	11.5	26	0	
12/5	at Baltimore	1	1	1	9	9.0	9	0	
12/12	CINCINNATI			INACTIVE					
12/19	N.Y. JETS			INACTIVE					
12/23	CAROLINA	1	1	5	73	14.6	20	0	
1/2	at Cleveland	1	1	4	55	13.8	23	1	
<b>SEASON TOTALS</b>		<b>14</b>	<b>14</b>	<b>42</b>	<b>512</b>	<b>12.2</b>	<b>36</b>	<b>2</b>	

#### POSTSEASON

1/15	BALTIMORE	1	1	5	39	7.8	13	1
1/23	N.Y. JETS	1	1	2	38	19.0	24	0
2/6	vs. Green Bay	1	1	2	12	6.0	15	0
<b>POSTSEASON TOTALS</b>		<b>3</b>	<b>3</b>	<b>9</b>	<b>89</b>	<b>9.9</b>	<b>24</b>	<b>1</b>

### Miller's 2009 Game-by-Game Statistics

#### RECEIVING

Date	Opponent	GP	GS	Rec	Yds	Avg	Lg	TD
9/10	TENNESSEE	1	1	8	64	8.0	14	0
9/20	at Chicago	1	1	3	27	9.0	15	0
9/27	at Cincinnati	1	1	5	20	4.0	7	0
10/4	SAN DIEGO	1	1	8	70	8.8	18	2
10/11	at Detroit	1	1	5	54	10.8	15	1
10/18	CLEVELAND	1	1	5	80	16.0	25	1
10/25	MINNESOTA	1	1	6	38	6.3	9	0
11/9	at Denver	1	1	3	18	6.0	14	0
11/15	CINCINNATI	1	1	4	26	6.5	11	0
11/22	at Kansas City	1	1	7	95	13.6	41	1
11/29	at Baltimore	1	1	1	2	2.0	2	0
12/6	OAKLAND	1	1	1	27	27.0	27	0
12/10	at Cleveland	1	1	5	59	5.3	22	0
12/20	GREEN BAY	1	1	7	118	16.9	27	0
12/27	BALTIMORE	1	1	3	35	11.7	19	0
1/3	at Miami	1	1	5	56	11.2	37	1
<b>SEASON TOTALS</b>		<b>16</b>	<b>16</b>	<b>76</b>	<b>789</b>	<b>10.4</b>	<b>41</b>	<b>6</b>

### Miller's 2008 Game-by-Game Statistics

#### RECEIVING

Date	Opponent	GP	GS	Rec	Yds	Avg	Lg	TD	
9/7	HOUSTON	1	1	3	26	8.7	11	0	
9/14	at Cleveland	1	1	2	33	16.5	19	0	
9/21	at Philadelphia	1	1	4	63	15.8	21	0	
9/29	BALTIMORE	1	1	2	8	4.0	6	0	
10/5	at Jacksonville	1	1	5	45	9.0	17	1	
10/19	at Cincinnati	1	1	2	13	6.5	7	0	
10/26	NEW YORK GIANTS	1	1	3	52	17.3	22	0	
11/3	at Washington	1	1	0	0	0.0	0	0	
11/9	INDIANAPOLIS			INACTIVE					
11/16	SAN DIEGO			INACTIVE					
11/20	CINCINNATI	1	1	4	44	11.0	19	1	
11/30	at New England	1	1	4	60	15.0	21	0	
12/7	DALLAS	1	1	3	20	6.7	8	1	
12/14	at Baltimore	1	1	3	26	8.7	17	0	
12/21	at Tennessee	1	1	8	69	8.6	17	0	
12/28	CLEVELAND	1	1	5	55	11.0	20	0	
<b>SEASON TOTALS</b>		<b>14</b>	<b>14</b>	<b>48</b>	<b>514</b>	<b>10.7</b>	<b>22</b>	<b>3</b>	

#### POSTSEASON

1/11	SAN DIEGO	1	1	3	37	12.3	18	1
1/18	BALTIMORE	1	1	3	62	20.7	30	0
2/1	vs. Arizona	1	1	5	57	11.4	21	0
<b>POSTSEASON TOTALS</b>		<b>3</b>	<b>3</b>	<b>11</b>	<b>156</b>	<b>14.2</b>	<b>30</b>	<b>1</b>

### Miller's 2007 Game-by-Game Statistics

#### RECEIVING

Date	Opponent	GP	GS	Rec	Yds	Avg	Lg	TD
9/9	at Cleveland	1	1	4	35	8.8	22	1
9/16	BUFFALO	1	1	2	34	17.0	29	0
9/23	SAN FRANCISCO	1	1	4	82	20.5	29	0
9/30	at Arizona	1	1	3	46	15.3	28	0
10/7	SEATTLE	1	1	4	44	11.0	13	1
10/21	at Denver	1	1	5	50	10.0	27	2
10/28	at Cincinnati	1	1	2	42	21.0	23	0
11/5	BALTIMORE	1	1	2	17	8.5	17	1
11/11	CLEVELAND	1	1	5	71	14.2	22	1
11/18	at New York Jets	1	1	2	36	18.0	19	0
11/26	MIAMI	1	1	0	0	0.0	0	0
12/2	CINCINNATI	1	1	4	30	7.5	10	0
12/9	at New England	1	1	4	28	7.0	11	0
12/16	JACKSONVILLE	1	1	2	24	12.0	18	1
12/20	at St. Louis	1	1	1	7	7.0	7	0
12/30	at Baltimore	1	1	3	20	6.7	10	0
<b>SEASON TOTALS</b>		<b>16</b>	<b>16</b>	<b>47</b>	<b>566</b>	<b>12.0</b>	<b>29</b>	<b>7</b>

#### POSTSEASON

1/5	JACKSONVILLE	1	1	8	85	10.6	16	1
<b>POSTSEASON TOTALS</b>		<b>1</b>	<b>1</b>	<b>8</b>	<b>85</b>	<b>10.6</b>	<b>16</b>	<b>1</b>

### Miller's 2006 Game-by-Game Statistics

#### RECEIVING

Date	Opponent	GP	GS	Rec	Yds	Avg	Lg	TD
9/7	MIAMI	1	1	3	101	33.7	87t	1
9/18	at Jacksonville	1	1	1	11	11.0	11	0
9/24	CINCINNATI	1	1	3	34	11.3	13	0
10/8	at San Diego	1	1	2	22	11.0	15	0
10/15	KANSAS CITY	1	1	1	16	16.0	16	0
10/22	at Atlanta	1	1	2	4	2.0	3	1
10/29	at Oakland	1	1	2	10	5.0	5	0
11/5	DENVER	1	1	5	34	6.8	11	0
11/12	NEW ORLEANS	1	1	3	30	10.0	22	1
11/19	at Cleveland	1	1	2	32	16.0	16	0



Heath Miller

## Miller's 2006 Game-by-Game Statistics (Cont.)

## RECEIVING

Date	Opponent	GP	GS	Rec	Yds	Avg	Lg	TD
11/26	at Baltimore	1	1	3	35	11.7	16	0
12/3	TAMPA BAY	1	1	2	27	13.5	16t	1
12/7	CLEVELAND	1	1	0	0	0.0	—	0
12/17	at Carolina	1	1	2	25	12.5	20	0
12/24	BALTIMORE	1	1	3	12	4.0	6	1
12/31	at Cincinnati	1	1	0	0	0.0	—	0
<b>SEASON TOTALS</b>		<b>16</b>	<b>16</b>	<b>34</b>	<b>393</b>	<b>11.6</b>	<b>87t</b>	<b>5</b>

## Miller's 2005 Game-by-Game Statistics

## RECEIVING

Date	Opponent	GP	GS	Rec	Yds	Avg	Lg	TD
9/11	TENNESSEE	1	0	1	3	3.0	3t	1
9/18	at Houston	1	1	0	0	0.0	—	0
9/25	NEW ENGLAND	1	1	1	13	13.0	13	0
10/10	at San Diego	1	1	4	36	9.0	16t	1
10/16	JACKSONVILLE	1	1	4	72	18.0	27	1
10/23	at Cincinnati	1	1	6	58	9.7	21	1
10/31	BALTIMORE	1	1	3	18	6.0	8t	2
11/6	at Green Bay	1	1	2	11	5.5	9	0
11/13	CLEVELAND	1	1	0	0	0.0	—	0
11/20	at Baltimore	1	1	5	37	7.4	19	0
11/28	at Indianapolis	1	1	4	26	6.5	9	0
12/4	CINCINNATI	1	1	3	44	14.7	21	0
12/11	CHICAGO	1	1	0	0	0.0	—	0
12/18	at Minnesota	1	1	2	58	29.0	50	0
12/24	CLEVELAND	1	1	1	21	21.0	21	0
1/1	DETROIT	1	1	3	62	20.7	43	0
<b>SEASON TOTALS</b>		<b>16</b>	<b>15</b>	<b>39</b>	<b>459</b>	<b>11.8</b>	<b>50</b>	<b>6</b>

## Miller's 2005 Game-by-Game Statistics (Cont.)

## POSTSEASON

1/8	at Cincinnati	1	1	2	15	7.5	9	0
1/15	at Indianapolis	1	1	3	61	20.3	36	1
1/22	at Denver	1	1	2	31	15.5	24	0
2/5	vs. Seattle	1	1	0	0	0.0	—	0
<b>POSTSEASON</b>		<b>4</b>	<b>4</b>	<b>7</b>	<b>107</b>	<b>15.3</b>	<b>36</b>	<b>1</b>

## Miller's Career Statistics

## REGULAR SEASON

## RECEIVING

Year	Team	GP	GS	No	Yds	Avg	Lg	TD
2005	Pittsburgh	16	15	39	459	11.8	50	6
2006	Pittsburgh	16	16	34	393	11.6	87t	5
2007	Pittsburgh	16	16	47	566	12.0	29	7
2008	Pittsburgh	14	14	48	514	10.7	22	3
2009	Pittsburgh	16	16	76	789	10.4	41	6
2010	Pittsburgh	14	14	42	512	12.2	36	2
<b>NFL Totals</b>		<b>92</b>	<b>91</b>	<b>286</b>	<b>3,233</b>	<b>11.3</b>	<b>87t</b>	<b>29</b>

Career Special Teams Tackles (1): 0 in 2005, 0 in '06, 0 in '07, 1 in '08, 0 in '09 and 0 in '10.

## POSTSEASON

## RECEIVING

Year	Team	GP	GS	No	Yds	Avg	Lg	TD
2005	Pittsburgh	4	4	7	107	15.3	36	1
2007	Pittsburgh	1	1	8	85	10.6	16	1
2008	Pittsburgh	3	3	11	156	14.2	30	1
2010	Pittsburgh	3	3	9	89	9.9	24	1
<b>NFL Totals</b>		<b>11</b>	<b>11</b>	<b>35</b>	<b>437</b>	<b>12.5</b>	<b>36</b>	<b>4</b>

## MEWELDE MOORE RB

HEIGHT — 5-11

WEIGHT — 209

COLLEGE — Tulane

BIRTHDATE — July 24, 1982

BIRTHPLACE — Hammond, La.

HOW ACQUIRED — UFA-'08 (Minn.)

NFL EXPERIENCE — 8th Year

21



PRO

[101-15/11-0]: Re-signed a

one-year deal with the Steelers

on August 4, 2011...Signed a two-year deal

with the Steelers on March 3, 2008 as an unrestricted

free agent (Minnesota)...originally drafted by the Min-

nesota Vikings in the fourth round (119th overall) of the

2004 NFL Draft. holds the Vikings' team record with a

10.5 yard career punt return average...one of only two

players in Vikings' history (David Palmer) to have two

career punt return TDs.

**2010 (15-0/3-0):** A quality contributor at running

back and on special teams...saw action in 15 regular-

season games, missing one of them due to a knee

injury...finished the regular season with 33 rushes for

99 yards...added 26 receptions for 205 yards...also

returned three kickoffs for 47 yards...saw action in all

three postseason contests...finished the postseason

with six rushes for 22 yards and had one reception

for nine yards...also added one kickoff return for 11

yards...**9/12 vs. Atlanta:** Had one rush for zero yards...had two receptions for three yards...**9/19 at Tennes-****see:** Had two rushes for one yard...had one catch forzero yards...caught his 180th career pass...**9/26 at****Tampa Bay:** Had one rush for four yards...had tworeceptions for four yards...**10/3 vs. Baltimore:** Didnot have any rushing yards or receptions...**10/17 vs.****Cleveland:** Had one rush for one yard...did not catcha pass...also saw action on special teams...**10/24 at****Miami:** Had four rushes for 11 yards, including a long of

16 yards...had four receptions for 48 yards, including a

29-yarder that set up K Jeff Reed's game-winning field

goal...surpassed 2,000 career yards rushing...**10/31****at New Orleans:** Had two rushes for 19 yards, includ-

## Mewelde Moore

ing a long of 18 yards...also saw action on special teams...**11/8 at Cincinnati:** Saw action at running back and on special teams...had two rushes for five yards... had two receptions for eight yards...**11/14 vs. New England:** Saw action at running back and on special teams...finished with 14 yards rushing on four carries... caught a season-high five passes for a season-high 79 yards...**11/21 vs. Oakland:** Saw action at RB and on special teams...had three receptions for 17 yards...had two rushing yards...**11/28 at Buffalo:** Saw action at RB and on special teams...had three rushes for 12 yards... had four receptions for 33 yards...had his 100th career reception...**12/5 at Baltimore:** Saw action at RB and on special teams...had one reception for two yards...**12/12 vs. Cincinnati:** Saw action at RB and on special teams... had four carries for 18 yards...**12/19 vs. N.Y. Jets:** Saw action at RB and on special teams for his 100th career game...had four rushes for seven yards...had one reception for zero yards...also returned one kickoff for 15 yards...**12/23 vs. Carolina:** Saw action at RB and on special teams...had four rushes for five yards...had one reception for 11 yards...**1/2 at Cleveland:** Was inactive due to a knee injury...**AFC Divisional Game 1/15 vs. Baltimore:** Played in his sixth career postseason game (first two were with the Minnesota Vikings)...had two rushes for 12 yards, including a long of seven yards...**AFC Championship Game 1/23 vs. N.Y. Jets:** Saw action at RB and on special teams...had one reception for nine yards...**Super Bowl XLV 2/6 vs. Green Bay:** Saw action on special teams and at RB...finished with three carries for 13 yards.

**2009 (16-0):** Played in all 16 games...served as a backup running back, punt returner and kick returner... caught two touchdown passes and had more than 300 all-purpose yards...**9/10 vs. Tennessee:** Played in his 19th consecutive game...had five attempts for eight yards (1.6 avg.) with a long of four...caught four passes for 28 yards (7.0 avg.) with a long of nine...**9/20 at Chicago:** Played in his 20th consecutive game...rushed twice for 13 yards (6.5 avg.) with a season long of 15 yards...caught three passes for 15 yards (5.0 avg.)... returned one kickoff for 13 yards...**9/27 at Cincinnati:** Played in his 21st consecutive game...rushed once for six yards...caught one pass for six yards...**10/4 vs. San Diego:** Played in his 22nd consecutive game... rushed twice for two yards...caught three passes for 31 yards (10.3 avg.) along with a touchdown...threw one pass which was completed for a six-yard touchdown to Heath Miller...**10/11 at Detroit:** Played in his 23rd consecutive game...rushed twice for eight yards (4.0 avg.) with a long of seven...caught three passes for 20 yards (6.7 avg.) with a long of seven yards...**10/18**

**vs. Cleveland:** Played in his 24th consecutive game... rushed five times for 20 yards (4.0 avg.) with a long of seven yards...returned one punt for one yard...**10/25 vs. Minnesota:** Played in his 25th consecutive game... rushed four times for 14 yards (3.5 avg.) with a long of six...**11/9 at Denver:** Played in his 26th consecutive game...rushed four times for 18 yards (4.5 avg.) with a long of 12...returned on punt for two yards...**11/15 vs. Cincinnati:** Played in his 27th consecutive game... rushed two times for 21 yards (10.5 avg.) with a long of 12...caught two passes for 14 yards (7.0 avg.) with a long of 11...**11/22 at Kansas City:** Played in his 28th consecutive game...rushed twice for one yard with a long of four...**11/29 at Baltimore:** Played in his 29th consecutive game...rushed four times for two yards with a long of 3...**12/6 vs. Oakland:** Played in his 30th consecutive game...rushed once for seven yards...caught one pass for six yards...**12/10 at Cleveland:** Played in his 31st consecutive game as a contributor on special teams and reserve at RB...returned three kickoffs for 31 yards (10.3 avg.) with a long of 12...**12/20 vs. Green Bay:** Played in his 32nd consecutive game as a contributor on special teams and a reserve RB...caught three passes for 25 yards with one touchdown...**12/27 vs. Baltimore:** Played in his 33rd consecutive game as a contributor on special teams and a reserve RB...**1/3 at Miami:** Played in his 34th consecutive game as a contributor on special teams and as a reserve RB...caught one pass for eight yards.

**2008 (16-4/3-0):** Played all 16 regular-season games, making four starts, in his first season as a Steeler...his 140 rushes for 588 yards (4.2 avg.) were both the second-highest totals of his career...five rushing touchdowns and six total touchdowns were both career highs...caught 40 passes for 320 yards (8.0 avg.) with one touchdown...had one of the best games of his pro career October 19 at Cincinnati when he rushed 20 times for 120 yards (6.0 avg.) with two touchdowns and caught five passes for 14 yards (2.8 avg.) with one touchdown...returned 10 kickoffs for 185 yards (18.5 avg.) with a long of 24...returned six punts for 21 yards (3.5 avg.) with a long of 12...played in all three postseason games...rushed five times in the postseason for 25 yards (5.0 avg.)...caught four postseason passes for 25 yards (6.3 avg.)...**9/7 vs. Houston:** Made his Steelers debut and played in his 55th career game as the team's third-down back and primary punt returner... returned one punt for minus-three yards and two kickoffs for 33 yards (16.5 avg.) with a long of 21...**9/14 at Cleveland:** Played in his 56th career game...served as the team's third-down back and primary punt returner... returned one punt for one yard...**9/21 at Philadelphia:**



## Mewelde Moore

Played in his 57th career game...had his first rush as a Steeler for six yards...had a fair catch on his only punt return attempt...**9/29 vs. Baltimore:** Played in his 58th career game...had eight rushes for 13 yards (1.6 avg.)...caught three passes for 37 yards (12.3 avg.), including two key receptions on the winning drive in overtime...returned two kickoffs for 40 yards (20.0 avg.) with a long of 22...**10/5 at Jacksonville:** Made his 12th career start at RB, and his first as a member of the Steelers...had 17 attempts for 99 yards (5.8 avg.) with a long of 27 yards...caught three passes for 17 yards (5.7 avg.) with a long of 13 yards...**10/19 at Cincinnati:** Made his second consecutive start at RB...finished with a season-high 120 yards on 20 attempts (6.0 avg.) with a career-high two touchdowns...was his fifth career 100-yard performance, and first as a Steeler...surpassed 1,500 career rushing yards (1,523)...caught five passes for 14 yards (2.8 avg.) with one touchdown...his three combined touchdowns established a career high...became the first running back other than Parker or Jerome Bettis to have over 100 yards rushing and two rushing touchdowns in the same game since Bam Morris finished with 101 yards and three touchdowns in a 49-31 victory over the Cincinnati Bengals on November 19, 1995...**10/26 vs. New York Giants:** Made his third consecutive start at RB...rushed 19 times for 84 yards (4.4 avg.) with a season-long run of 32 yards and one touchdown...rushed for a touchdown in consecutive games for the first time in his career...caught two passes for 10 yards (5.0 avg.) with a long of eight yards...returned two punts for 14 yards (7.0 avg.) with a season-long return of 12 yards...**11/3 at Washington:** Played in his 10th consecutive game...had four attempts for negative-two yards (-0.5 avg.) with a long of two yards...tied for the team lead with three receptions for 45 yards (15.0 avg.) with a season-long 25-yard reception...returned three kickoffs for 60 yards (20.0 avg.) with a season-long of 24 yards...**11/9 vs. Indianapolis:** Made his fourth start of the season...had 24 attempts for 57 yards (2.4 avg.) with two touchdowns and a long of nine yards...was his second multi-touchdown performance of the season...caught a season-high six passes for 48 yards (8.0 avg.) with a long of 16 yards...**11/16 vs. San Diego:** Played in his 12th consecutive game...caught five passes for 33 yards (6.6 avg.) with a long of 13 yards...had one rush for minus-one yard...had one kickoff return for seven yards...**11/20 vs. Cincinnati:** Played in his 65th career game...led the team with 56 rushing yards on 15 attempts (3.7 avg.) with a long of 15 yards...caught four passes for 41 yards (10.3 avg.) with a long of 22 yards...had one punt return for nine yards...had one kickoff return for 24 yards...**11/30 at New England:** Played in his 14th consecutive game at RB...had 12 rushes

for 67 yards (5.6 avg.) with a long of 20 yards...caught two passes for nine yards (4.5 avg.) with a long of five yards...had one punt return for zero yards...**12/7 vs. Dallas:** Played in his 15th consecutive game at RB...had five rushes for 22 yards (4.4 avg.)...caught four passes for 36 yards (9.0 avg.)...**12/14 at Baltimore:** Played in his 16th consecutive game as a reserve at RB...rushed seven times for 16 yards (2.3 avg.)...returned one kickoff for 21 yards...**12/21 at Tennessee:** Played in his 17th consecutive game as a reserve at RB...had three rushes for 28 yards (9.3 avg.) with a long of 17 yards...caught two passes for 20 yards (10.0 avg.) with a long of 12 yards...**12/28 vs. Cleveland:** Played in his 70th career game at RB...rushed four times for 23 yards (5.8 avg.)...caught one pass for 10 yards...**AFC Divisional Game 1/11 vs. San Diego:** Played in his third consecutive postseason game, and his first with Pittsburgh...rushed three times for 13 yards (4.3 avg.) with a long of five yards...caught two passes for 12 yards (6.0 avg.) with a long of nine yards...returned one kickoff for 18 yards...**AFC Championship Game 1/18 vs. Baltimore:** Played in his fourth consecutive postseason game...had one rush for six yards...had one reception for nine yards...returned two punts for one yard (0.5 avg.)...left the game early with a leg injury...**Super Bowl XLIII 2/1 vs. Arizona:** Played in his fifth consecutive postseason game...ran once for six yards...caught one pass for four yards.

**2007 (12-0):** Rushed 20 times for 113 yards (5.7 avg.)...caught six passes for 48 yards (8.0 avg.)...returned 13 punts for 130 yards (10.0) with a long of 42 yards...**9/9 vs. Atlanta:** Was inactive...**9/16 at Detroit:** Ran six times for a season-high 50 yards (8.3 avg.)...caught a season-high four passes for 36 yards (9.0)...**9/23 at Kansas City:** Rushed four times for 21 yards (5.3 avg.)...made two receptions for 12 yards (6.0 avg.)...**9/30 vs. Green Bay:** Was inactive...**10/14 at Chicago:** Was inactive...**10/21 at Dallas:** Played primarily special teams...**10/28 vs. Philadelphia:** Played primarily special teams...**11/4 vs. San Diego:** Returned four punts for 59 yards (14.8 avg.)...**11/11 at Green Bay:** Played special teams and lined up as a receiver but did not catch a pass...**11/18 vs. Oakland:** Rushed twice for nine yards (4.5 avg.) and had one fumble...returned two punts for five yards...**11/25 at New York Giants:** Rushed three times for 12 yards (4.0 avg.)...**12/2 vs. Detroit:** Had three carries for four yards with a long of five yards...returned one punt for 10 yards...**12/9 at San Francisco:** Returned a punt for six yards...**12/17 vs. Chicago:** Was inactive...**12/23 vs. Washington:** Returned two punts for 29 yards...**12/30 at Denver:** Ran twice for 17 yards (8.5 avg.)...returned three punts for 21 yards (7.0 avg.).

## Mewelde Moore

**2006 (16-0):** Led the team with a 10.1 punt return average and tied for 2nd on the team with a career-high 46 receptions...ranked 4th in the NFC in punt return average...joined Nate Burleson as the only Vikings in team history to return a punt for a TD on Monday Night Football with his 71-yard return vs. New England in Week 8...with that return he joined David Palmer to become only the second player in franchise history with two career punt return TDs...threw the seventh TD by a RB in team history when he hit TE Jermaine Wiggins on a halfback pass in Week 7 at Seattle for a 15-yard TD...caught the Vikings' two longest passes on the season, both 50-yarders, one from Brooks Bollinger in Week 8 vs. New England and the other from Tarvaris Jackson vs. St. Louis in Week 17...**9/11 at Washington:** Ran twice for minus 0.5 yards...returned two punts for 27 yards (13.5 avg.)...**9/17 vs. Carolina:** Ran one time for 11 yards...caught three passes for 13 yards (4.3 avg.)...returned six punts for 22 yards (3.7 avg.)...returned one kickoff for 25 yards...**9/24 vs. Chicago:** Had three rushes for 23 yards (7.7 avg.)...caught three passes for 18 yards (6.0 avg.)...returned two punts for 16 yards (8.0 avg.)...**10/1 at Buffalo:** Ran two times for 17 yards (8.5 avg.)...two receptions for 21 yards (10.5 avg.)...returned one punt for 16 yards...**10/8 vs. Detroit:** Had a season-high five receptions for 38 yards (7.6 avg.)...returned three punts for 19 yards (6.3 avg.)...**10/22 at Seattle:** Threw his first career touchdown pass to TE Jermaine Wiggins (15 yards)...one reception for five yards...returned four punts for 66 yards (16.5 avg.)...**10/30 vs. New England:** Rushed twice for nine yards (4.5 avg.)...caught four passes for a career-high 91 yards (22.8 avg.)...returned a punt 71 yards for his second career punt return for a touchdown...returned two punts for 81 yards (40.5 avg.)...**11/5 at San Francisco:** Ran once for minus-one yard...caught a pass for four yards...returned two punts for 18 yards (9.0 avg.)...**11/12 vs. Green Bay:** Had three rushes for 15 yards (5.0 avg.)...tied a season high with five receptions for 57 yards (11.4 avg.)...returned three punts for 14 yards (4.7 avg.)...**11/19 at Miami:** Ran one time for 14 yards...tied a season high for the second consecutive week with five receptions for 32 yards (6.4 avg.)...returned six punts for 68 yards (11.3 avg.)...**11/26 vs. Arizona:** Ran twice for 10 yards (5.0 avg.)...**12/3 at Chicago:** Had three rushes for 13 yards (4.3 avg.)...again tied a season high with five catches for 51 yards (10.2 avg.)...returned three punts for 10 yards (3.3 avg.)...**12/10 at Detroit:** Ran three times for 11 yards (3.7 avg.)...caught two passes for 18 yards (9.0 avg.)...**12/17 vs. New York Jets:** Tied a season high with five receptions for 53 yards (10.6 avg.)...caught his first touchdown of the season...returned one

punt for minus-one yard...**12/21 at Green Bay:** Caught two passes for 10 yards (5.0 avg.)...**12/31 vs. St. Louis:** Ran one time for 10 yards...caught three passes for 57 yards (19.0 avg.)...returned one punt for nine yards.

**2005 (16-8):** Enjoyed a breakout year of production as a rusher, receiver and return man...was the only player in the NFL to score by rush, reception and punt return in 2005...became the 2nd Viking to score a rushing, receiving and punt return TD, joining Pro Football Hall of Famer Hugh McElhenny in 1961...posted the 9th punt return TD in Vikings' history with a 71-yard TD in Week 10 at New York Giants in the upset win...the 71-yard punt return TD was the 6th-longest punt return TD in team history and 8th-longest overall punt return...part of an NFL-record setting day in Giants Stadium as he joined Koren Robinson (kickoff return TD) and Darren Sharper (INT return TD) to become the only team in league history to score all three ways in a game...ranked 2nd in the NFC and 3rd in the NFL with an 11.7 yard average on punt returns...his 11.7 average was the 4th-best in Vikings history...led team in rushing (662 yards), punt returns (245 yards) and was 3rd on team in receptions (37)...broke the 100-yard rushing mark twice on the season with 101 vs. New Orleans in Week 3 and 122 at Green Bay in Week 11...the 122 yards at Green Bay on Monday Night Football made him the 4th Vikings RB to break the century mark on MNF...scored 1st NFL TD vs. Green Bay in Week 11...scored 1st rushing TD at Carolina in Week 8 on a four-yard rush...**9/11 vs. Tampa Bay:** Returned three kickoffs for 66 yards (22.0 avg.)...had a long return of 27 yards...**9/18 at Cincinnati:** Ran eight times for 29 yards (3.6 avg.)...caught two passes for seven yards (3.5 avg.)...returned one kickoff for six yards...**9/25 vs. New Orleans:** Eclipsed the 100-yard mark for the first time of the season with 23 carries for 101 yards (4.4 avg.)...caught one pass for three yards...**10/2 at Atlanta:** Gained 57 yards on 14 attempts (4.1 avg.)...caught a season-high six passes for 63 yards (10.5 avg.)...**10/16 at Chicago:** Rushed for 57 yards on 14 attempts (4.1 avg.)...had five receptions for 52 yards (10.4 avg.)...**10/23 vs. Green Bay:** Scored his first career touchdown reception...had four catches for 60 yards (15.0 avg.)...had 13 rushing attempts for 45 yards (3.5 avg.)...returned two punts for nine yards (4.5 avg.)...**10/30 at Carolina:** Ran nine times for 30 yards (3.3 avg.) and scored his first career rushing touchdown...had one reception for one yard...returned one punt for 13 yards...**11/6 vs. Detroit:** Gained 49 yards on 11 carries (4.5 avg.)...caught one pass for 26 yards...returned two punts for 30 yards (15.0 avg.)...**11/13 at New York Giants:** Returned three punts for 87 yards...returned a punt 71 yards for his first career punt return



for a touchdown...**11/21 at Green Bay:** Ran 22 times for a season-high 122 yards (5.5 avg.)...caught two passes for 16 yards (8.0 avg.)...returned five punts for 40 yards (8.0 avg.)...**11/27 vs. Cleveland:** Gained 67 yards on 21 attempts (3.2 avg.)...had two receptions for nine yards (4.5 avg.)...returned one punt for two yards...**12/4 at Detroit:** Ran one time for minus-six yards...returned one punt for seven yards...**12/11 vs. St. Louis:** Ran once for no gain...caught a pass for seven yards...returned one punt for zero yards...**12/18 vs. Pittsburgh:** Ran twice for five yards (2.5 avg.)...had two receptions for nine yards (4.5 avg.)...returned three punts for 41 yards (13.7 avg.)...**12/25 at Baltimore:** Gained 49 yards on 10 carries (4.9 avg.)...caught four passes for 42 yards (10.5 avg.)...had one punt return for 16 yards...**1/1 vs. Chicago:** Had six attempts for 57 yards (9.5 avg.)...caught six passes for 44 yards (7.3 avg.) and one touchdown.

**2004 (10-3/2-0):** Played in 10 games with three starts and finished 3rd on the team with 379 yards rushing...had 27 receptions for 238 yards...finished 2nd on the team with 20 kickoff returns for 386 yards (19.3 avg.)...ran for a season-best 138 yards on a season-high 20 carries vs. Tennessee in Week 7...earned Pepsi Rookie of the Week honors for his performance vs. the Titans...had 92 rushing yards in Week 5 at Houston in his first career start, the 3rd-best in team history for a player making their 1st start...set a team rookie record with 12 catches at Houston, which also tied him for 2nd in team history by a RB...posted his 1st career 100-yard rushing day in his return to his collegiate stadium at New Orleans in Week 6, with 109 yards on 15 carries...also caught seven passes for 78 yards to end the day with a career-high 187 yards of offense...inactive Weeks 9-13 with an ankle sprain...inactive for game vs. Chicago in Week 3...played in both of Vikings' playoff games...**9/12 vs. Dallas:** Made NFL debut...ran once for eight yards...caught a pass for eight yards...returned one punt for one yard...returned one kickoff for 17 yards...**9/20 at Philadelphia:** Had one reception for six yards...returned six kickoffs for 123 yards (20.5 avg.)...**9/26 vs. Chicago:** Was inactive...**10/10 at Houston:** Had 20 attempts for 92 yards (4.6 avg.)...caught a career-high 12 passes for 90 yards (7.5 avg.)...returned one kickoff for three yards...**10/17 at New Orleans:** Eclipsed the 100-yard mark for the first time in his career with 109 yards on 15 rushes (7.3 avg.)...also had seven catches for 78 yards (11.1 avg.)...returned three kickoffs for 51 yards (17.0 avg.)...**10/24 vs. Tennessee:** Rushed for over 100 yards for the second consecutive game...his 138 yards on 20 attempts (6.9 avg.) were a career high...also had five catches for 30 yards (6.0 avg.)...returned one kick-

off for 19 yards...**10/31 vs. New York Giants:** Ran for 29 yards on eight rushes (3.6 avg.)...had one reception for 26 yards...**11/8 at Indianapolis:** Was inactive...**11/14 at Green Bay:** Was inactive...**11/21 vs. Detroit:** Was inactive...**11/28 vs. Jacksonville:** Was inactive...**12/5 at Chicago:** Was inactive...**12/12 vs. Seattle:** Returned one kickoff for 30 yards...**12/19 at Detroit:** Returned three kickoffs for 59 yards (19.7 avg.)...returned three punts for 27 yards (9.0 avg.)...**12/24 vs. Green Bay:** Ran one time for three yards...returned two punts for 42 yards (21.0 avg.)...**1/2 at Washington:** Returned two punts for 42 yards (21.0 avg.)...**NFC Wild Card Game 1/9 at Green Bay:** Returned three punts for 36 yards (12.0 avg.)...**NFC Divisional Game 1/16 at Philadelphia:** Caught two passes for 20 yards (10.0 avg.)...returned two punts for 71 yards (35.5 avg.)...had a long return of 39 yards.

**COLLEGE** Only the 2nd player in NCAA history to rush for 4,000 yards and have 2,000 yards receiving in a career, joining Darrin Nelson (Stanford)...ranks 11th in Division I history in all-purpose yards with 6,505 yards...ran for 100+ yards in 22 games to set Tulane and Conference USA records...his 36 career TDs rank 2nd in Tulane and C-USA history...took 24 credits in spring 2004 to graduate on time with a double major in finance and accounting. **2003:** Earned first-team C-USA Honors...led the team with 185 carries for 915 yards (4.9 avg.) and five touchdowns...averaged 101.7 rushing yards per game...finished second on the team with 39 receptions for 408 yards (10.5 avg.) and four touchdowns. **2002:** Led team with 288 carries for 1,138 yards (4.0 avg.) and six touchdowns...also led team in receptions with 52 and receiving yards with 545 (10.5 avg.)...caught three touchdowns...became the second player in Tulane history to run for 1,000 yards in consecutive seasons. **2001:** Ran 262 times for 1,431 yards (5.4 avg.) and eight touchdowns...set Tulane's single-season rushing record...named first-team All-C-USA...led the team with 65 receptions for 756 yards (11.6 avg.) and seven touchdowns...returned five kicks for 82 yards (16.4 avg.). **2000:** Had 174 carries for a team-leading 890 yards (5.1 avg.) and two touchdowns...caught 33 passes for 350 yards (10.6 avg.) and one touchdown...named C-USA's Freshman of the Year.

**PERSONAL** Starred at Belaire High (Baton Rouge, La.)...named to media All-State team and a 2nd-team All-State choice by state coaches...ran for over 1,600 yards as a senior...all-State in baseball...drafted in the 4th round of the 2000 Major League Baseball draft by the San Diego Padres, spending three summers in the organization...recipient of the Community Service Award for Business Ethics.

## Mewelde Moore

at the Tulane Council of Entrepreneurs and Business School Council Awards Gala in spring 2003...member of National Honor Society...supports youth education through his Mewelde Moore Knowledge First Foundation...married to Tymeke with one daughter, Jalyn...son of Jerry and Sandra A. Moore...Full name: Mewelde Jaem Cadere Moore.

### Moore's Single-Game Highs

Yards Rushing	138	(12/24/04 vs. Tennessee)
Rushing Attempts	24	(11/9/08 vs. Indianapolis)
Longest Run	33	(10/24/04 vs. Tennessee, 1/1/06 vs. Chicago)
Receptions	12	(10/10/04 at Houston)
Yards Receiving	91	(10/30/06 vs. New England)
Longest Reception	50	(10/30/06 vs. New England, 12/31/06 vs. St. Louis)

### Moore's 2010 Game-by-Game Statistics

Date	Opponent	GP	GS	RUSHING					RECEIVING						
				Att	Yds	Avg	Lg	TD	No	Yds	Avg	Lg	TD		
9/12	ATLANTA	1	0	1	0	0.0	0	0	2	3	1.5	4	0		
9/19	at Tennessee	1	0	2	1	0.5	2	0	1	0	0.0	0	0		
9/26	at Tampa Bay	1	0	1	4	4.0	4	0	2	4	2.0	7	0		
10/3	BALTIMORE	1	0	0	0	0.0	0	0	0	0	0.0	0	0		
10/17	CLEVELAND	1	0	1	1	1.0	1	0	0	0	0.0	0	0		
10/24	at Miami	1	0	4	11	2.8	16	0	4	48	12.0	29	0		
10/31	at New Orleans	1	0	2	19	9.5	18	0	0	0	0.0	0	0		
11/8	at Cincinnati	1	0	2	5	2.5	3	0	2	8	4.0	5	0		
11/14	NEW ENGLAND	1	0	4	14	3.5	5	0	5	79	15.8	29	0		
11/21	OAKLAND	1	0	1	2	2.0	2	0	3	17	5.7	16	0		
11/28	at Buffalo	1	0	3	12	4.0	11	0	4	33	8.3	11	0		
12/5	at Baltimore	1	0	0	0	0.0	0	0	1	2	2.0	2	0		
12/12	CINCINNATI	1	0	4	18	4.5	9	0	0	0	0.0	0	0		
12/19	N.Y. JETS	1	0	4	7	1.8	6	0	1	0	0.0	0	0		
12/23	CAROLINA	1	0	4	5	1.3	2	0	1	11	11.0	11	0		
1/2	at Cleveland														
<b>SEASON TOTALS</b>				<b>15</b>	<b>0</b>	<b>33</b>	<b>99</b>	<b>3.0</b>	<b>18</b>	<b>0</b>	<b>26</b>	<b>205</b>	<b>7.9</b>	<b>29</b>	<b>0</b>
<b>POSTSEASON</b>															
1/15	BALTIMORE	1	0	2	12	6.0	7	0	0	0	0.0	0	0		
1/23	N.Y. JETS	1	0	1	-3	-3.0	-3	0	1	9	9.0	9	0		
2/6	vs. Green Bay	1	0	3	13	4.3	7	0	0	0	0.0	0	0		
<b>POSTSEASON TOTALS</b>				<b>3</b>	<b>0</b>	<b>6</b>	<b>22</b>	<b>3.7</b>	<b>7</b>	<b>0</b>	<b>1</b>	<b>9</b>	<b>9.0</b>	<b>9</b>	<b>0</b>

### Moore's 2009 Game-by-Game Statistics

Date	Opponent	GP	GS	RUSHING					RECEIVING					
				Att	Yds	Avg	Lg	TD	No	Yds	Avg	Lg	TD	
9/10	TENNESSEE	1	0	5	8	1.6	4	0	4	28	7.0	9	0	
9/20	at Chicago	1	0	2	13	6.5	15	0	3	15	5.0	8	0	
9/27	at Cincinnati	1	0	1	6	6.0	6	0	1	6	6.0	6	0	
10/4	SAN DIEGO	1	0	2	2	1.0	1	0	3	31	10.3	19	1	
10/11	at Detroit	1	0	2	8	4.0	7	0	3	20	6.7	7	0	
10/18	CLEVELAND	1	0	5	20	4.0	7	0	0	0	0.0	0	0	
10/25	MINNESOTA	1	0	4	14	3.5	6	0	0	0	0.0	0	0	
11/9	at Denver	1	0	4	18	4.5	12	0	0	0	0.0	0	0	
11/15	CINCINNATI	1	0	2	21	10.5	12	0	2	14	7.0	11	0	
11/22	at Kansas City	1	0	2	1	0.5	4	0	0	0	0.0	0	0	
11/29	at Baltimore	1	0	4	2	0.5	3	0	0	0	0.0	0	0	
12/6	OAKLAND	1	0	1	7	7.0	7	0	1	6	6.0	6	0	
12/10	at Cleveland	1	0	0	0	0.0	0	0	0	0	0.0	0	0	
12/20	GREEN BAY	1	0	0	0	0.0	0	0	3	25	8.3	10	1	
12/27	BALTIMORE	1	0	1	-2	-2.0	-2	0	0	0	0.0	0	0	
1/3	at Miami	1	0	0	0	0.0	0	0	1	8	8.0	8	0	
<b>SEASON TOTALS</b>		<b>16</b>	<b>0</b>	<b>35</b>	<b>118</b>	<b>3.4</b>	<b>15</b>	<b>0</b>	<b>21</b>	<b>153</b>	<b>7.3</b>	<b>19</b>	<b>2</b>	
<b>PUNT RETURNS</b>														
Date	Opponent	No	FC	Yds	Avg	Lg	TD	<b>KICKOFF RETURNS</b>						
9/10	TENNESSEE	0	0	0	0.0	0	0	No	Yds	Avg	Lg	TD		
9/20	at Chicago	0	0	0	0.0	0	0	1	13	13.0	13	0		



## Moore's 2009 Game-by-Game Statistics (Continued)

Date	Opponent	No	FC	PUNT RETURNS				TD	KICKOFF RETURNS				
				Yds	Avg	Lg	No		Yds	Avg	Lg	TD	
9/27	at Cincinnati	0	0	0	0.0	0	0	0	0	0.0	0	0	
10/4	SAN DIEGO	1	0	0	0.0	0	0	0	0	0.0	0	0	
10/11	at Detroit	0	0	0	0.0	0	0	0	0	0.0	0	0	
10/18	CLEVELAND	1	2	1	1.0	1	0	0	0	0.0	0	0	
10/25	MINNESOTA	0	0	0	0.0	0	0	0	0	0.0	0	0	
11/9	at Denver	1	0	2	2.0	2	0	0	0	0.0	0	0	
11/15	CINCINNATI	0	1	0	0.0	0	0	0	0	0.0	0	0	
11/22	at Kansas City	0	1	0	0.0	0	0	0	0	0.0	0	0	
11/29	at Baltimore	0	0	0	0.0	0	0	0	0	0.0	0	0	
12/6	OAKLAND	0	1	0	0.0	0	0	0	0	0.0	0	0	
12/10	at Cleveland	0	1	0	0.0	0	0	3	31	10.3	12	0	
12/20	GREEN BAY	0	0	0	0.0	0	0	0	0	0.0	0	0	
12/27	BALTIMORE	0	0	0	0.0	0	0	0	0	0.0	0	0	
1/3	at Miami	0	1	0	0.0	0	0	0	0	0.0	0	0	
<b>SEASON TOTALS</b>		<b>3</b>	<b>6</b>	<b>3</b>	<b>1.0</b>	<b>1</b>	<b>0</b>	<b>4</b>	<b>44</b>	<b>11.0</b>	<b>13</b>	<b>0</b>	

## Moore's 2008 Game-by-Game Statistics

Date	Opponent	GP	GS	RUSHING					TD	RECEIVING				
				Att	Yds	Avg	Lg	No		Yds	Avg	Lg	TD	
9/7	HOUSTON	1	0	0	0	0.0	0	0	0	0	0.0	0	0	
9/14	at Cleveland	1	0	0	0	0.0	0	0	0	0	0.0	0	0	
9/21	at Philadelphia	1	0	1	6	6.0	6	0	0	0	0.0	0	0	
9/29	BALTIMORE	1	0	8	13	1.6	5	0	3	37	12.3	24	0	
10/5	at Jacksonville	1	1	17	99	5.8	27	0	3	17	5.7	13	0	
10/19	at Cincinnati	1	1	20	120	6.0	24	2	5	14	2.8	7	1	
10/26	NEW YORK GIANTS	1	1	19	84	4.4	32	1	2	10	5.0	8	0	
11/3	at Washington	1	0	4	-2	-0.5	2	0	3	45	15.0	25	0	
11/9	INDIANAPOLIS	1	1	24	57	2.4	9	2	6	48	8.0	16	0	
11/16	SAN DIEGO	1	0	1	-1	-1.0	-1	0	5	33	6.6	13	0	
11/20	CINCINNATI	1	0	15	56	3.7	15	0	4	41	10.3	22	0	
11/30	at New England	1	0	12	67	5.6	20	0	2	9	4.5	5	0	
12/7	DALLAS	1	0	5	22	4.4	8	0	4	36	9.0	12	0	
12/14	at Baltimore	1	0	7	16	2.3	5	0	0	0	0.0	0	0	
12/21	at Tennessee	1	0	3	28	9.3	17	0	2	20	10.0	12	0	
12/28	CLEVELAND	1	0	4	23	5.8	11	0	1	10	10.0	10	0	
<b>SEASON TOTALS</b>		<b>16</b>	<b>4</b>	<b>140</b>	<b>588</b>	<b>4.2</b>	<b>32</b>	<b>5</b>	<b>40</b>	<b>320</b>	<b>8.0</b>	<b>25</b>	<b>1</b>	

Date	Opponent	No	FC	PUNT RETURNS				TD	KICKOFF RETURNS				
				Yds	Avg	Lg	No		Yds	Avg	Lg	TD	
9/7	HOUSTON	1	2	-3	-3.0	-3	0	2	33	16.5	21	0	
9/14	at Cleveland	1	0	1	1.0	1	0	0	0	0.0	0	0	
9/21	at Philadelphia	0	1	0	0.0	0	0	0	0	0.0	0	0	
9/29	BALTIMORE	0	0	0	0.0	0	0	2	40	20.0	22	0	
10/5	at Jacksonville	0	1	0	0.0	0	0	0	0	0.0	0	0	
10/19	at Cincinnati	0	1	0	0.0	0	0	0	0	0.0	0	0	
10/26	NEW YORK GIANTS	2	3	14	7.0	12	0	0	0	0.0	0	0	
11/3	at Washington	0	1	0	0.0	0	0	3	60	20.0	24	0	
11/9	INDIANAPOLIS	0	0	0	0.0	0	0	0	0	0.0	0	0	
11/16	SAN DIEGO	0	2	0	0.0	0	0	1	7	7.0	7	0	
11/20	CINCINNATI	1	1	9	9.0	9	0	1	24	24.0	24	0	
11/30	at New England	1	0	0	0.0	0	0	0	0	0.0	0	0	
12/7	DALLAS	0	0	0	0.0	0	0	0	0	0.0	0	0	
12/14	at Baltimore	0	0	0	0.0	0	0	1	21	21.0	21	0	
12/21	at Tennessee	0	0	0	0.0	0	0	0	0	0.0	0	0	
12/28	CLEVELAND	0	0	0	0.0	0	0	0	0	0.0	0	0	
<b>SEASON TOTALS</b>		<b>6</b>	<b>12</b>	<b>21</b>	<b>3.5</b>	<b>12</b>	<b>0</b>	<b>10</b>	<b>195</b>	<b>18.5</b>	<b>24</b>	<b>0</b>	

## POSTSEASON

Date	Opponent	GP	GS	RUSHING					TD	RECEIVING				
				Att	Yds	Avg	Lg	No		Yds	Avg	Lg	TD	
1/11	SAN DIEGO	1	0	3	13	4.3	5	0	2	12	6.0	9	0	
1/18	BALTIMORE	1	0	1	6	6.0	6	0	1	9	9.0	9	0	

## Mewelde Moore

### Moore's 2008 Game-by-Game Statistics (Continued)

#### POSTSEASON

Date	Opponent	GP	GS	RUSHING					RECEIVING				
				Att	Yds	Avg	Lg	TD	No	Yds	Avg	Lg	TD
2/1	vs. Arizona	1	0	1	6	6.0	6	0	1	4	4.0	4	0
<b>POSTSEASON TOTALS</b>		<b>3</b>	<b>0</b>	<b>5</b>	<b>25</b>	<b>5.0</b>	<b>6</b>	<b>0</b>	<b>4</b>	<b>25</b>	<b>6.3</b>	<b>9</b>	<b>0</b>

Date	Opponent	No	FC	PUNT RETURNS				KICKOFF RETURNS				
				Yds	Avg	Lg	TD	No	Yds	Avg	Lg	TD
1/11	SAN DIEGO	0	2	0	0.0	0	0	1	18	18.0	18	0
1/18	BALTIMORE	2	0	1	0.5	1	0	0	0	0.0	0	0
2/1	vs. Arizona	0	0	0	0.0	0	0	0	0	0.0	0	0
<b>POSTSEASON TOTALS</b>		<b>2</b>	<b>2</b>	<b>1</b>	<b>0.5</b>	<b>1</b>	<b>0</b>	<b>1</b>	<b>18</b>	<b>18.0</b>	<b>18</b>	<b>0</b>

### Moore's 2007 Game-by-Game Statistics

Date	Opponent	GP	GS	RUSHING					RECEIVING				
				Att	Yds	Avg	Lg	TD	No	Yds	Avg	Lg	TD
9/9	ATLANTA			INACTIVE									
9/16	at Detroit	1	0	6	50	8.3	17	0	4	36	9.0	20	0
9/23	at Kansas City	1	0	4	21	5.3	11	0	2	12	6.0	8	0
9/30	GREEN BAY			INACTIVE									
10/14	at Chicago			INACTIVE									
10/21	at Dallas	1	0	0	0.0	0	0	0	0	0.0	0	0	
10/28	PHILADELPHIA	1	0	0	0.0	0	0	0	0	0.0	0	0	
11/4	SAN DIEGO	1	0	0	0.0	0	0	0	0	0.0	0	0	
11/11	at Green Bay	1	0	0	0.0	0	0	0	0	0.0	0	0	
11/18	OAKLAND	1	0	2	9	4.5	11	0	0	0.0	0	0	
11/25	at New York Giants	1	0	3	12	4.0	8	0	0	0.0	0	0	
12/2	DETROIT	1	0	3	4	1.3	5	0	0	0.0	0	0	
12/9	at San Francisco	1	0	0	0.0	0	0	0	0	0.0	0	0	
12/17	CHICAGO			INACTIVE									
12/23	WASHINGTON	1	0	0	0.0	0	0	0	0	0.0	0	0	
12/30	at Denver	1	0	2	17	8.5	12	0	0	0.0	0	0	
<b>SEASON TOTALS</b>		<b>12</b>	<b>0</b>	<b>20</b>	<b>113</b>	<b>5.6</b>	<b>17</b>	<b>0</b>	<b>6</b>	<b>48</b>	<b>8.0</b>	<b>20</b>	<b>0</b>

Date	Opponent	No	FC	PUNT RETURNS				KICKOFF RETURNS				
				Yds	Avg	Lg	TD	No	Yds	Avg	Lg	TD
9/9	ATLANTA			INACTIVE								
9/16	at Detroit	0	0	0	0.0	0	0	0	0	0.0	0	0
9/23	at Kansas City	0	0	0	0.0	0	0	0	0	0.0	0	0
9/30	GREEN BAY			INACTIVE								
10/14	at Chicago			INACTIVE								
10/21	at Dallas	0	0	0	0.0	0	0	0	0	0.0	0	0
10/28	PHILADELPHIA	0	0	0	0.0	0	0	0	0	0.0	0	0
11/4	SAN DIEGO	4	2	59	14.8	42	0	0	0	0.0	0	0
11/11	at Green Bay	0	0	0	0.0	0	0	0	0	0.0	0	0
11/18	OAKLAND	2	1	5	2.5	6	0	1	20	20.0	20	0
11/25	at New York Giants	0	1	0	0.0	0	0	0	0	0.0	0	0
12/2	DETROIT	1	1	10	10.0	10	0	0	0	0.0	0	0
12/9	at San Francisco	1	2	6	6.0	6	0	0	0	0.0	0	0
12/17	CHICAGO			INACTIVE								
12/23	WASHINGTON	2	1	29	14.5	17	0	0	0	0.0	0	0
12/30	at Denver	3	0	21	7.0	13	0	0	0	0.0	0	0
<b>SEASON TOTALS</b>		<b>13</b>	<b>8</b>	<b>130</b>	<b>16.3</b>	<b>42</b>	<b>0</b>	<b>1</b>	<b>20</b>	<b>20.0</b>	<b>20</b>	<b>0</b>

### Moore's 2006 Game-by-Game Statistics

Date	Opponent	GP	GS	RUSHING					RECEIVING				
				Att	Yds	Avg	Lg	TD	No	Yds	Avg	Lg	TD
9/11	at Washington	1	0	2	-1	-0.5	2	0	0	0	0.0	0	0
9/17	CAROLINA	1	0	1	11	11.0	11	0	3	13	4.3	8	0
9/24	CHICAGO	1	0	3	23	7.7	10	0	3	18	6.0	10	0
10/1	at Buffalo	1	0	2	17	8.5	9	0	2	21	10.5	12	0
10/8	DETROIT	1	0	0	0.0	0	0	0	5	38	7.6	18	0
10/22	at Seattle	1	0	0	0.0	0	0	0	1	5	5.0	5	0


**Moore's 2006 Game-by-Game Statistics** (Continued)

Date	Opponent	GP	GS	RUSHING					RECEIVING				
				Att	Yds	Avg	Lg	TD	No	Yds	Avg	Lg	TD
10/30	NEW ENGLAND	1	0	2	9	4.5	9	0	4	91	22.8	50	0
11/5	at San Francisco	1	0	1	-1	-1.0	-1	0	1	4	4.0	4	0
11/12	GREEN BAY	1	0	3	15	5.0	15	0	5	57	11.4	27	0
11/19	at Miami	1	0	1	14	14.0	14	0	5	32	6.4	10	0
11/26	ARIZONA	1	0	2	10	5.0	8	0	0	0	0.0	0	0
12/3	at Chicago	1	0	3	13	4.3	6	0	5	51	10.2	24	0
12/10	at Detroit	1	0	3	11	3.7	9	0	2	18	9.0	13	0
12/17	NEW YORK JETS	1	0	0	0	0.0	0	0	5	53	10.6	35t	1
12/21	at Green Bay	1	0	0	0	0.0	0	0	2	10	5.0	12	0
12/31	ST. LOUIS	1	0	1	10	10.0	10	0	3	57	19.0	50	0
<b>SEASON TOTALS</b>		<b>16</b>	<b>0</b>	<b>24</b>	<b>131</b>	<b>5.5</b>	<b>15</b>	<b>0</b>	<b>46</b>	<b>468</b>	<b>10.2</b>	<b>50</b>	<b>1</b>

Date	Opponent	No	FC	PUNT RETURNS				KICKOFF RETURNS				
				Yds	Avg	Lg	TD	No	Yds	Avg	Lg	TD
9/11	at Washington	2	1	27	13.5	20	0	0	0	0.0	0	0
9/17	CAROLINA	6	1	22	-3.7	11	0	1	25	25.0	25	0
9/24	CHICAGO	2	0	16	8.0	8	0	0	0	0.0	0	0
10/1	at Buffalo	1	1	16	16.0	16	0	0	0	0.0	0	0
10/8	DETROIT	3	0	19	6.3	16	0	0	0	0.0	0	0
10/22	at Seattle	4	0	66	16.5	40	0	0	0	0.0	0	0
10/30	NEW ENGLAND	2	0	81	40.5	71t	1	0	0	0.0	0	0
11/5	at San Francisco	2	3	18	9.0	14	0	0	0	0.0	0	0
11/12	GREEN BAY	3	0	14	4.7	9	0	0	0	0.0	0	0
11/19	at Miami	6	0	68	11.3	28	0	0	0	0.0	0	0
11/26	ARIZONA	0	0	0	0.0	0	0	0	0	0.0	0	0
12/3	at Chicago	3	0	10	3.3	4	0	0	0	0.0	0	0
12/10	at Detroit	0	0	0	0.0	0	0	0	0	0.0	0	0
12/17	NEW YORK JETS	0	0	0	0.0	0	0	0	0	0.0	0	0
12/21	at Green Bay	1	1	-1	-1.0	-1	0	0	0	0.0	0	0
12/31	ST. LOUIS	1	2	9	9.0	9	0	0	0	0.0	0	0
<b>SEASON TOTALS</b>		<b>36</b>	<b>9</b>	<b>365</b>	<b>10.1</b>	<b>71t</b>	<b>1</b>	<b>1</b>	<b>25</b>	<b>25.0</b>	<b>25</b>	<b>0</b>

**Moore's 2005 Game-by-Game Statistics**

Date	Opponent	GP	GS	RUSHING					RECEIVING				
				Att	Yds	Avg	Lg	TD	No	Yds	Avg	Lg	TD
9/11	TAMPA BAY	1	0	0	0	0.0	0	0	0	0	0.0	0	0
9/18	at Cincinnati	1	0	8	29	3.6	14	0	2	7	3.5	5	0
9/25	NEW ORLEANS	1	1	23	101	4.4	28	0	1	3	3.0	3	0
10/2	at Atlanta	1	1	14	57	4.1	19	0	6	63	10.5	27	0
10/16	at Chicago	1	1	14	57	4.1	25	0	5	52	10.4	18	0
10/23	GREEN BAY	1	0	13	45	3.5	15	0	4	60	15.0	29	1
10/30	at Carolina	1	1	9	30	3.3	5	1	1	1	1.0	1	0
11/6	DETROIT	1	1	11	49	4.5	14	0	1	26	26.0	26	0
11/13	at New York Giants	1	0	0	0	0.0	0	0	0	0	0.0	0	0
11/21	at Green Bay	1	1	22	122	5.5	24	0	2	16	8.0	11	0
11/27	CLEVELAND	1	1	21	67	3.2	8	0	2	9	4.5	9	0
12/4	at Detroit	1	1	1	-6	-6.0	-6	0	0	0	0.0	0	0
12/11	ST. LOUIS	1	0	1	0	0.0	0	0	1	7	7.0	7	0
12/18	PITTSBURGH	1	0	2	5	2.5	3	0	2	9	4.5	8	0
12/25	at Baltimore	1	0	10	49	4.9	22	0	4	42	10.5	15	0
1/1	CHICAGO	1	0	6	57	9.5	33	0	6	44	7.3	12	1
<b>SEASON TOTALS</b>		<b>16</b>	<b>8</b>	<b>155</b>	<b>662</b>	<b>4.3</b>	<b>33</b>	<b>1</b>	<b>37</b>	<b>339</b>	<b>9.2</b>	<b>29</b>	<b>2</b>

Date	Opponent	No	FC	PUNT RETURNS				KICKOFF RETURNS				
				Yds	Avg	Lg	TD	No	Yds	Avg	Lg	TD
9/11	TAMPA BAY	0	0	0	0.0	0	0	3	66	22.0	27	0
9/18	at Cincinnati	0	0	0	0.0	0	0	1	6	6.0	6	0
9/25	NEW ORLEANS	0	0	0	0.0	0	0	0	0	0.0	0	0
10/2	at Atlanta	0	0	0	0.0	0	0	0	0	0.0	0	0
10/16	at Chicago	0	0	0	0.0	0	0	0	0	0.0	0	0
10/23	GREEN BAY	2	1	9	4.5	8	0	0	0	0.0	0	0

## Mewelde Moore

## Moore's 2005 Game-by-Game Statistics (Continued)

Date	Opponent	No	FC	PUNT RETURNS				TD	KICKOFF RETURNS				TD
				Yds	Avg	Lg	No		Yds	Avg	Lg		
10/30	at Carolina	1	1	13	13.0	13	0	0	0	0.0	0	0	0
11/6	DETROIT	2	1	30	15.0	30	0	0	0	0.0	0	0	0
11/13	at New York Giants	3	0	87	29.0	71	1	0	0	0.0	0	0	0
11/21	at Green Bay	5	2	40	8.0	18	0	0	0	0.0	0	0	0
11/27	CLEVELAND	1	1	2	2.0	2	0	0	0	0.0	0	0	0
12/4	at Detroit	1	0	7	7.0	7	0	0	0	0.0	0	0	0
12/11	ST. LOUIS	1	1	0	0.0	0	0	0	0	0.0	0	0	0
12/18	PITTSBURGH	3	1	41	13.7	18	0	0	0	0.0	0	0	0
12/25	at Baltimore	1	0	16	16.0	16	0	0	0	0.0	0	0	0
1/1	CHICAGO	0	2	0	0.0	0	0	0	0	0.0	0	0	0
<b>SEASON TOTALS</b>		<b>21</b>	<b>9</b>	<b>245</b>	<b>11.7</b>	<b>71</b>	<b>1</b>	<b>4</b>	<b>72</b>	<b>18.0</b>	<b>27</b>	<b>0</b>	<b>0</b>

## Moore's 2004 Game-by-Game Statistics

Date	Opponent	GP	GS	RUSHING					TD	RECEIVING				TD
				Att	Yds	Avg	Lg	No		Yds	Avg	Lg		
9/12	DALLAS	1	0	1	8	8.0	8	0	1	8	8.0	8	0	
9/20	at Philadelphia	1	0	0	0	0.0	0	0	1	6	6.0	6	0	
9/26	CHICAGO			INACTIVE										
10/10	at Houston	1	1	20	92	4.6	17	0	12	90	7.5	20	0	
10/17	at New Orleans	1	1	15	109	7.3	20	0	7	78	11.1	26	0	
10/24	TENNESSEE	1	0	20	138	6.9	33	0	5	30	6.0	13	0	
10/31	NEW YORK GIANTS	1	1	8	29	3.6	9	0	1	26	26.0	26	0	
11/8	at Indianapolis			INACTIVE										
11/14	at Green Bay			INACTIVE										
11/21	DETROIT			INACTIVE										
11/28	JACKSONVILLE			INACTIVE										
12/5	at Chicago			INACTIVE										
12/12	SEATTLE	1	0	0	0	0.0	0	0	0	0	0.0	0	0	
12/19	at Detroit	1	0	0	0	0.0	0	0	0	0	0.0	0	0	
12/24	GREEN BAY	1	0	1	3	3.0	3	0	0	0	0.0	0	0	
1/2	at Washington	1	0	0	0	0.0	0	0	0	0	0.0	0	0	
<b>SEASON TOTALS</b>		<b>10</b>	<b>3</b>	<b>65</b>	<b>379</b>	<b>5.8</b>	<b>33</b>	<b>0</b>	<b>27</b>	<b>238</b>	<b>8.8</b>	<b>26</b>	<b>0</b>	

Date	Opponent	No	FC	PUNT RETURNS				TD	KICKOFF RETURNS				TD
				Yds	Avg	Lg	No		Yds	Avg	Lg		
9/12	DALLAS	1	1	1	1.0	1	0	1	17	17.0	17	0	
9/20	at Philadelphia	0	0	0	0.0	0	0	6	123	20.5	23	0	
9/26	CHICAGO			INACTIVE									
10/10	at Houston	0	0	0	0.0	0	0	1	3	3.0	3	0	
10/17	at New Orleans	0	0	0	0.0	0	0	3	51	17.0	33	0	
10/24	TENNESSEE	0	0	0	0.0	0	0	1	19	19.0	19	0	
10/31	NEW YORK GIANTS	0	0	0	0.0	0	0	0	0	0.0	0	0	
11/8	at Indianapolis			INACTIVE									
11/14	at Green Bay			INACTIVE									
11/21	DETROIT			INACTIVE									
11/28	JACKSONVILLE			INACTIVE									
12/5	at CHICAGO			INACTIVE									
12/12	SEATTLE	0	0	0	0.0	0	0	1	30	30.0	30	0	
12/19	at Detroit	3	0	27	9.0	17	0	3	59	19.7	25	0	
12/24	GREEN BAY	0	0	0	0.0	0	0	2	42	21.0	22	0	
1/2	at Washington	0	0	0	0.0	0	0	2	42	21.0	24	0	
<b>SEASON TOTALS</b>		<b>4</b>	<b>1</b>	<b>28</b>	<b>7.0</b>	<b>17</b>	<b>0</b>	<b>20</b>	<b>386</b>	<b>19.3</b>	<b>33</b>	<b>0</b>	

## POSTSEASON

Date	Opponent	GP	GS	RUSHING					TD	RECEIVING				TD
				Att	Yds	Avg	Lg	No		Yds	Avg	Lg		
1/9	at Green Bay	1	0	0	0	0.0	0	0	0	0	0.0	0	0	
1/16	at Philadelphia	1	0	1	0	0.0	0	0	2	20	10.0	12	0	
<b>Postseason Totals</b>		<b>1</b>	<b>0</b>	<b>1</b>	<b>0</b>	<b>0.0</b>	<b>0</b>	<b>0</b>	<b>2</b>	<b>20</b>	<b>10.0</b>	<b>12</b>	<b>0</b>	



## Moore's 2004 Game-by-Game Statistics (Continued)

## POSTSEASON

Date	Opponent	No	FC	PUNT RETURNS				KICKOFF RETURNS				
				Yds	Avg	Lg	TD	No	Yds	Avg	Lg	TD
1/9	at Green Bay	0	0	0	0.0	0	0	3	36	12.0	19	0
1/16	at Philadelphia	0	0	0	0.0	0	0	2	71	35.5	39	0
Postseason Totals		0	0	0	0.0	0	0	5	107	21.4	39	0

## Moore's Career Statistics

## REGULAR SEASON

Year	Team	GP	GS	RUSHING				RECEIVING					
				Att	Yds	Avg	Lg	TD	No	Yds	Avg	Lg	TD
2004	Minnesota	10	3	65	379	5.8	33	0	27	238	8.8	26	0
2005	Minnesota	16	8	155	662	4.3	33	1	37	339	9.2	29	2
2006	Minnesota	16	0	24	131	5.5	15	0	46	468	10.2	50	1
2007	Minnesota	12	0	20	113	5.6	17	0	6	48	8.0	20	0
2008	Pittsburgh	16	4	140	588	4.2	32	5	40	320	8.0	25	1
2009	Pittsburgh	16	0	35	118	3.4	15	0	21	153	7.3	19	2
2010	Pittsburgh	15	0	33	99	3.0	18	0	26	205	7.9	29	0
NFL Totals		101	15	472	2,072	4.4	33	6	203	1,754	8.6	50	6
Steelers Totals		48	4	208	805	3.9	32	5	83	644	7.6	29	2

Year	Team	No	FC	PUNT RETURNS				KICKOFF RETURNS				
				Yds	Avg	Lg	TD	No	Yds	Avg	Lg	TD
2004	Minnesota	4	1	28	7.0	17	0	20	386	19.3	33	0
2005	Minnesota	21	9	245	11.7	71t	1	4	72	18.0	27	0
2006	Minnesota	36	9	365	10.1	71t	1	1	25	25.0	25	0
2007	Minnesota	13	8	130	16.3	42	0	1	20	20.0	24	0
2008	Pittsburgh	6	12	21	3.5	12	0	10	185	18.5	20	0
2009	Pittsburgh	3	5	3	1.0	1	0	3	44	11.0	13	0
2010	Pittsburgh	0	0	0	0.0	0	0	1	11	11.0	11	0
NFL Totals		2	2	1	0.5	1	0	7	136	19.4	39	0
Steelers Totals		2	2	1	0.5	1	0	2	29	14.5	18	0

Year	Team	Att	Cmp	Pct	Yds	Yds/Att	TD	Int	Lg	Sk	Yds/Lst	Rtg
												0
2004	Minnesota	1	0	0.0	0	0.0	0	0	0	0	0	39.6
2005	Minnesota	0	0	0.0	0	0.0	0	0	0	0	0	0.0
2006	Minnesota	1	1	100.0	15	15.0	1	0	15t	0	0	158.3
2007	Minnesota	1	0	0.0	0	0.0	0	0	0	0	0	39.6
2008	Pittsburgh	0	0	0.0	0	0.0	0	0	0	0	0	0.0
2009	Pittsburgh	1	1	100.0	6	6.0	1	0	6	0	0	131.2
2010	Pittsburgh	0	0	0.0	0	0.0	0	0	0	0	0	0.0
NFL Totals		4	2	50.0	21	10.5	2	0	15t	0	0	105.2
Steelers Totals		1	1	100.0	6	6.0	1	0	6	0	0	131.2

## POSTSEASON

Year	Team	GP	GS	RUSHING				RECEIVING					
				Att	Yds	Avg	Lg	TD	No	Yds	Avg	Lg	TD
2004	Minnesota	2	0	1	0	0.0	0	0	2	20	10.0	12	0
2008	Pittsburgh	3	0	5	25	5.0	6	0	4	25	6.3	9	0
2010	Pittsburgh	3	0	6	22	3.7	7	0	1	9	9.0	9	0
NFL Totals		11	0	12	47	3.9	7	0	6	54	9.0	12	0
Steelers Totals		9	0	11	47	4.3	7	0	5	34	3.7	9	0

Year	Team	No	FC	PUNT RETURNS				KICKOFF RETURNS				
				Yds	Avg	Lg	TD	No	Yds	Avg	Lg	TD
2004	Minnesota	0	0	0	0.0	0	0	5	107	21.4	39	0
2008	Pittsburgh	2	2	1	0.5	1	0	1	18	18.0	18	0
2010	Pittsburgh	0	0	0	0.0	0	0	0	0	0.0	0	0
NFL Totals		2	2	1	0.5	1	0	6	125	20.8	39	0
Steelers Totals		2	2	1	0.5	1	0	1	18	18.0	18	0

Year	Team	Att	Cmp	Pct	Yds	Yds/Att	TD	Int	Lg	Sk	Yds/Lst	Rtg
												0
2004	Minnesota	0	0	0.0	0	0.0	0	0	0	0	0	0.0
2008	Pittsburgh	0	0	0.0	0	0.0	0	0	0	0	0	0.0
2010	Pittsburgh	0	0	0.0	0	0.0	0	0	0	0	0	0.0
NFL Totals		0	0	0.0	0	0.0	0	0	0	0	0	0.0
Steelers Totals		0	0	0.0	0	0.0	0	0	0	0	0	0.0

## RYAN MUNDY S

HEIGHT — 6-1

WEIGHT — 209

COLLEGE — West Virginia

BIRTHDATE — Feb. 11, 1985

BIRTHPLACE — Pittsburgh, Pa.

HOW ACQUIRED — 06b-'08 (#194)

NFL EXPERIENCE — 3rd Year

29



## PRO

**(32-2/3-0):** Re-signed by the Steelers on February 12, 2009... released by the Steelers following the 2008

training camp...was signed back to the team's practice squad on Nov. 11, 2008...originally drafted by the Steelers as the second of two sixth-round draft picks (194th overall) in the 2008 NFL Draft...has not missed a single game in his NFL career.

**2010 (16-2/3-0):** Saw action in all 16 regular-season contests, starting two of them at safety for injured S Troy Polamalu...also saw action on special teams...finished the season with 23 tackles and four pass breakups...added 15 special teams tackles...saw action in all three postseason games, finishing with one tackle and three special teams tackles...**9/12 vs. Atlanta:** Saw action in the secondary and on special teams...had one special teams tackle...**9/19 at Tennessee:** Saw action on special teams...had one special teams tackle...**9/26 at Tampa Bay:** Saw action on special teams and at safety...had five tackles...**10/3 vs. Baltimore:** Saw action on special teams...had one special teams tackle...**10/17 vs. Cleveland:** Saw action on special teams and in the secondary...had one special teams tackle...was part of a defense that forced three Cleveland turnovers...**10/24 at Miami:** Played on special teams...had two special teams tackles...**10/31 at New Orleans:** Saw action on special teams and in the secondary...had one special teams tackle...**11/8 at Cincinnati:** Saw action on special teams and in the secondary...had one special teams tackle...**11/14 vs. New England:** Saw action in the secondary and on special teams...had one special teams tackle...**11/21 vs. Oakland:** Saw action in the secondary and on special teams...had one tackle...was part of a defense that held the Raiders to 168 yards passing...**11/28 at Buffalo:** Saw action on special teams...had one special teams tackle...**12/5 at Baltimore:** Saw action on special teams...had one special teams tackle...**12/12 vs. Cincinnati:** Saw action on special teams...had three special teams tackles...**12/19 vs. N.Y. Jets:** Made his first career start at SS in place of injured SS Troy Polamalu...had four tackles and one pass breakup...was part of a defense that held the Jets to less than 200 yards passing...had one special teams tackle...**12/23 vs. Carolina:** Made his second consecutive start at SS

for the injured Polamalu...had nine tackles and one pass breakup...was part of a defense that held the Panthers to 72 yards passing...**1/2 at Cleveland:** Saw action on special teams and in the secondary...had three tackles and two pass breakups...was part of a defense that had four sacks and forced three Browns' turnovers...**AFC Divisional Game 1/15 vs. Baltimore:** Saw action on special teams and in the secondary for his first career postseason contest...had one special teams tackle...**AFC Championship Game 1/23 vs. N.Y. Jets:** Saw action in the secondary and on special teams...had one tackle...was part of a defense that held the Jets to less than 300 total yards...had one special teams tackle...**Super Bowl XLV 2/6 vs. Green Bay:** Saw action on special teams...had one special teams tackle.

**2009 (16-0):** Played in all 16 games...had seven total tackles on defense and was second on the team with 19 special teams tackles. **9/10 vs. Tennessee:** Made his NFL debut...finished with three solo tackles...recorded two solo tackles on special teams...**9/20 at Chicago:** Played in his second consecutive game as a reserve S and special teams contributor...**9/27 at Cincinnati:** Played in his third consecutive game...made one solo tackle on special teams...**10/4 vs. San Diego:** Played in his fourth consecutive game...recorded one solo tackle on special teams...**10/11 at Detroit:** Played in his fifth consecutive game as a contributor on defense and special teams...**10/18 vs. Cleveland:** Played in his sixth consecutive game as a contributor on defense and special teams...recorded two solo tackles on special teams...**10/25 vs. Minnesota:** Played in his seventh consecutive game as a contributor on defense and special teams...**11/9 at Denver:** Played in his eighth consecutive game as a contributor on defense and special teams...recorded one solo tackle...recorded one solo tackle on special teams...**11/15 vs. Cincinnati:** Played in his ninth consecutive game as a contributor on special teams...recorded two tackles (one solo) on special teams...**11/22 at Kansas City:** Played in his 10th consecutive game as a contributor on special teams...recorded two tackles on special teams...**11/29 at Baltimore:** Played in his 11th consecutive game as a contributor on special teams...recorded one solo tackle on special teams...**12/6 vs. Oakland:** Played in his 12th



Ryan Mundy

consecutive game as a contributor on special teams...recorded on pass breakup...recorded two solo tackles on special teams...**12/10 at Cleveland:** Played in his 13th consecutive game as a contributor on special teams...**12/20 vs. Green Bay:** Played in his 14th consecutive game as a contributor on special teams and defense...**12/27 vs. Baltimore:** Played in his 15th consecutive game as a contributor on defense and special teams...recorded two solo tackles on both defense and special teams...**1/3 at Miami:** Played in his 16th consecutive game as a contributor on defense and special teams...recorded one solo tackle...recorded two tackles (one solo) on special teams.

**2008 (0-0/0-0):** Spent training camp with the Steelers prior to being released on August 30...signed by the Steelers to the practice squad on November 11, where he spent the remainder of the season.

**COLLEGE** Spent his first four years at the University of Michigan before transferring to West Virginia as a post-graduate transfer...following his redshirt-junior year at Michigan (2006), used an NCAA rule to transfer to West Virginia that allowed seniors to transfer to another school and participate in athletics without sitting out a year due to their previous school not having a certain field in which they want to study...made an outstanding contribution to the West Virginia secondary after transferring from Michigan as a fifth-year senior...started 18-of-35 career games for Michigan at safety and finished with 86 career tackles

and three interceptions...earned a bachelor's degree in sport management from Michigan in May 2007. **2007 (WVU):** Started all 13 games at safety for the Mountaineers...fourth-leading tackler on the team with 62 tackles, including 30 unassisted tackles...tied for the team lead with three interceptions for 75 yards...also led the team in pass breakups with seven...selected by the National Football Foundation and College Football Hall of Fame's Hampshire Honor Society as a scholar-athlete...completed master's degree in sports administration. **2006 (Michigan):** Started six games and played in 11 contests...had 25 tackles on the season with one interception. **2005 (Michigan):** Had a medical redshirt season due to a shoulder injury...played in the season opener against Northern Illinois but missed the remainder of the season. **2004 (Michigan):** Started 12 games at free safety as a sophomore...finished fifth on the team with 51 tackles...added two interceptions and three pass breakups. **2003 (Michigan):** Played in 11 games as a true freshman...earned the Michigan Athletic Academic achievement...tallied 10 tackles...was second on the special teams unit with eight tackles.

**PERSONAL** Set Woodland Hills High career receiving record with 54 catches...*USA Today* prep All-America...Quad-A Player of the Year from *Pittsburgh Tribune-Review*...all-state and *Post-Gazette* Fabulous 22...pair of interceptions in U.S. Army All-America game...three-year track letterman...son of Gregory Mundy...is married...Full Name: Ryan Gregory Mundy.

## Mundy's 2010 Game-by-Game Statistics

Date	Opponent	GP	GS	T	AT	TOT	Sacks	Yds	Int/Yds	PD	FF	FR
9/12	ATLANTA	1	0	0	0	0	0.0	0.0	0/0	0	0	0
9/19	at Tennessee	1	0	0	0	0	0.0	0.0	0/0	0	0	0
9/26	at Tampa Bay	1	0	3	2	5	0.0	0.0	0/0	0	0	0
10/3	BALTIMORE	1	0	0	0	0	0.0	0.0	0/0	0	0	0
10/17	CLEVELAND	1	0	0	0	0	0.0	0.0	0/0	0	0	0
10/24	at Miami	1	0	0	0	0	0.0	0.0	0/0	0	0	0
10/31	at New Orleans	1	0	0	0	0	0.0	0.0	0/0	0	0	0
11/8	at Cincinnati	1	0	0	0	0	0.0	0.0	0/0	0	0	0
11/14	NEW ENGLAND	1	0	0	0	0	0.0	0.0	0/0	0	0	0
11/21	OAKLAND	1	0	1	0	1	0.0	0.0	0/0	0	0	0
11/28	at Buffalo	1	0	0	0	0	0.0	0.0	0/0	0	0	0
12/5	at Baltimore	1	0	0	0	0	0.0	0.0	0/0	0	0	0
12/12	CINCINNATI	1	0	0	0	0	0.0	0.0	0/0	0	0	0
12/19	N.Y. JETS	1	1	3	2	5	0.0	0.0	0/0	1	0	0
12/23	CAROLINA	1	1	7	2	9	0.0	0.0	0/0	1	0	0
1/2	at Cleveland	1	0	3	0	3	0.0	0.0	0/0	2	0	0
<b>SEASON TOTALS</b>		<b>16</b>	<b>2</b>	<b>17</b>	<b>6</b>	<b>23</b>	<b>0.0</b>	<b>0.0</b>	<b>0/0</b>	<b>4</b>	<b>0</b>	<b>0</b>

## POSTSEASON

Date	Opponent	GP	GS	T	AT	TOT	Sacks	Yds	Int/Yds	PD	FF	FR
1/15	BALTIMORE	1	0	0	0	0	0.0	0.0	0/0	0	0	0
1/23	N.Y. JETS	1	0	1	0	1	0.0	0.0	0/0	0	0	0
2/6	vs. Green Bay	1	0	0	0	0	0.0	0.0	0/0	0	0	0
<b>POSTSEASON TOTALS</b>		<b>3</b>	<b>0</b>	<b>1</b>	<b>0</b>	<b>1</b>	<b>0.0</b>	<b>0.0</b>	<b>0/0</b>	<b>0</b>	<b>0</b>	<b>0</b>

## Ryan Mundy

## Mundy's 2009 Game-by-Game Statistics

Date	Opponent	GP	GS	T	AT	TOT	Sacks	Yds	Int	PD	FF	FR
9/10	TENNESSEE	1	0	3	0	3	0.0	0.0	0/0	0	0	0
9/20	at Chicago	1	0	0	0	0	0.0	0.0	0/0	0	0	0
9/27	at Cincinnati	1	0	0	0	0	0.0	0.0	0/0	0	0	0
10/4	SAN DIEGO	1	0	0	0	0	0.0	0.0	0/0	0	0	0
10/11	at Detroit	1	0	0	0	0	0.0	0.0	0/0	0	0	0
10/18	CLEVELAND	1	0	0	0	0	0.0	0.0	0/0	0	0	0
10/25	MINNESOTA	1	0	0	0	0	0.0	0.0	0/0	0	0	0
11/9	at Denver	1	0	1	0	1	0.0	0.0	0/0	0	0	0
11/15	CINCINNATI	1	0	0	0	0	0.0	0.0	0/0	0	0	0
11/22	at Kansas City	1	0	0	0	0	0.0	0.0	0/0	0	0	0
11/29	at Baltimore	1	0	0	0	0	0.0	0.0	0/0	0	0	0
12/6	OAKLAND	1	0	0	0	0	0.0	0.0	0/0	1	0	0
12/10	at Cleveland	1	0	0	0	0	0.0	0.0	0/0	0	0	0
12/20	GREEN BAY	1	0	0	0	0	0.0	0.0	0/0	0	0	0
12/27	BALTIMORE	1	0	2	0	2	0.0	0.0	0/0	0	0	0
1/3	at Miami	1	0	1	0	1	0.0	0.0	0/0	0	0	0
<b>SEASON TOTALS</b>		<b>16</b>	<b>0</b>	<b>7</b>	<b>0</b>	<b>7</b>	<b>0.0</b>	<b>0.0</b>	<b>0/0</b>	<b>1</b>	<b>0</b>	<b>0</b>

## Mundy's Career Statistics

## REGULAR SEASON

Year	Team	GP	GS	T	AT	TOT	Sacks	Yds	Int	PD	FF	FR
2009	Pittsburgh	16	0	7	0	7	0.0	0.0	0/0	1	0	0
2010	Pittsburgh	16	2	17	6	23	0.0	0.0	0/0	4	0	0
<b>NFL Totals</b>		<b>32</b>	<b>2</b>	<b>24</b>	<b>6</b>	<b>30</b>	<b>0.0</b>	<b>0.0</b>	<b>0/0</b>	<b>5</b>	<b>0</b>	<b>0</b>

Career Special Teams Tackles (34): 19 in '09 and 15 in '10.

## POSTSEASON

Year	Team	GP	GS	T	AT	TOT	Sacks	Yds	Int/Yds	PD	FF	FR
2010	Pittsburgh	3	0	1	0	1	0.0	0.0	0/0	0	0	0
<b>NFL Totals</b>		<b>3</b>	<b>0</b>	<b>1</b>	<b>0</b>	<b>1</b>	<b>0.0</b>	<b>0.0</b>	<b>0/0</b>	<b>0</b>	<b>0</b>	<b>0</b>

Career Postseason Special Teams Tackles (3): 3 in '10.

## TROY POLAMALU S

HEIGHT — 5-10

WEIGHT — 207

COLLEGE — Southern California

BIRTHDATE — April 19, 1981

BIRTHPLACE — Santa Ana, Calif.

HOW ACQUIRED — D-1-'03 (#16)

NFL EXPERIENCE — 9th Year

43



**PRO** [107-91/13-13]: Signed a

five-year contract during the

2007 offseason to keep him with the team through 2011...named the Steelers MVP and Man of the Year for the 2010 season...named AP NFL Defensive Player of the Year in 2010 and NFL 101 AFC Defensive Player of the Year...was first-team AP All-Pro selection in 2005, 2008 and 2010...selected to six consecutive Pro Bowls (2005-2010)...was named to the Associated Press' and *Pro Football Weekly's* All-NFL team in 2005...also earned spots on the *Sports Illustrated's*, *Sporting News* and PFW/PFWA's All-Pro teams in 2005 and 2010...named to the AP's second-team All-Pro squad in 2004...assumed the starting strong safety position in 2004...recipient of the 2003 Joe Greene Award, given to the team's top rookie...was named to the Steelers' 75th Sea-

son All-Time Team during the 2007 season...originally drafted by the Steelers in the first round (16th overall) of the 2003 NFL Draft.

**2010** [14-14/3-3]: Started 14 games at free safety, missing two games because of an Achilles injury...earned numerous accolades for his 2010 season...named AP NFL Defensive Player of the Year and NFL 101 AFC Defensive Player of the Year...named AP-All-Pro first team...was named the Steelers' MVP and Man of the Year...named to his sixth consecutive Pro Bowl as a starter...named to *Pro Football Weekly's* Mid-season All-Pro Team...named *Sporting News's* All-Pro Defense, *Sports Illustrated* (Peter King) All-Pro and to PFW/PFWA All-NFL Team...also was named AFC Defensive Player of the Week in back-to-back weeks, 13 and 14...finished the season with 82 tackles, seven



## Troy Polamalu

pass breakups, one sack, one forced fumble and one fumble recovery...was second in the NFL with seven interceptions despite missing two games...his 101 interception return yards were the most in his career and his interception return for a touchdown against Cincinnati in Week 14 was the second of his career...picked off two passes in that game, marking his second career multi-interception game...started all three postseason contests...finished with 17 tackles...**9/12 vs. Atlanta:** Returned to the starting free safety position after missing 11 games in 2009 with a knee injury...had six tackles...picked off QB Matt Ryan late in the fourth quarter for his first interception of the season...**9/19 at Tennessee:** Had seven tackles, one sack and one interception, the 22nd of his career...also had two tackles for a loss...**9/26 at Tampa Bay:** Had five tackles...**10/3 vs. Baltimore:** Had four tackles...was a part of a defense that forced two Baltimore turnovers...**10/17 vs. Cleveland:** Had 10 tackles...was part of a defense that forced three Browns' turnovers and had five sacks...**10/24 at Miami:** Had nine tackles...was part of a defense that forced one Miami turnover and had one sack...**10/31 at New Orleans:** Played in his 100th career game...had eight tackles...was part of a defense that forced two Saints' turnovers...**11/8 at Cincinnati:** Had seven tackles...**11/14 vs. New England:** Had five tackles...**11/21 vs. Oakland:** Had eight tackles...posted his team-leading third interception of the season and returned it 38 yards...was part of a defense that held Oakland to 168 yards passing...**11/28 at Buffalo:** Finished with four tackles...posted his team-best fourth interception of the year and 24th of his career...recovered his first fumble of the season...had two pass breakups...**12/5 at Baltimore:** Named AFC Defensive Player of the Week for his Week 13 performance...had six tackles...posted his first sack of the year and forced a fumble of Ravens' QB Joe Flacco that set up the eventual game-winning touchdown for Pittsburgh...had two pass breakups...was part of a defense that held the Ravens to less than 300 yards of total offense...**12/12 vs. Cincinnati:** Named AFC Defensive Player of the Week for his Week 14 performance...made his 90th career start at strong safety...had two tackles...returned an interception 45 yards for a touchdown in the second quarter, his second career interception returned for a touchdown in the regular season...added his sixth interception of the season in the fourth quarter, marking his second career multi-interception game...had two pass breakups...was part of a defense that held the Bengals to 190 total yards...**12/19 vs. N.Y. Jets:** Was inactive due to an ankle injury...**12/23 vs. Carolina:** Was inactive

due to an ankle injury...**1/2 at Cleveland:** Returned to the starting lineup after missing two games with an ankle injury...had one tackle...picked off his career-best (tied) seventh pass of the season on the Browns' first drive of the game...he also had seven in 2008...was part of a defense that had four sacks and forced three Browns' turnovers...**AFC Divisional Game 1/15 vs. Baltimore:** Made his 11th career postseason start at strong safety...had seven tackles...was part of a defense that held the Ravens to 125 yards passing and forced three turnovers...**AFC Championship Game 1/23 vs. N.Y. Jets:** Had seven tackles...was part of a defense that held the Jets to less than 300 total yards...**Super Bowl XLV 2/6 vs. Green Bay:** Had three tackles.

**2009 [5-5]:** Left season-opener in the second quarter with a knee injury...missed the next four games...returned in Week 6...re-injured his knee in Week 10 and missed the remainder of the season...tied the team lead with three interceptions...**9/10 vs. Tennessee:** Made his 17th consecutive start at SS...finished with five solo tackles, one interception and one pass defense...left the game in the second quarter with a knee injury...**9/20 at Chicago:** Was inactive due to a knee injury...**9/27 at Cincinnati:** Was inactive due to a knee injury...**10/4 vs. San Diego:** Was inactive due to a knee injury...**10/5 at Detroit:** Was inactive due to a knee injury...**10/18 vs. Cleveland:** Returned from a knee injury to make his second start this season...recorded three solo tackles, one pressure and one interception...**10/25 vs. Minnesota:** Made his third start of the season at SS...recorded eight solo tackles and two pass breakups...**11/9 at Denver:** Made his fourth start of the season...recorded three solo tackles, two pass breakups and one interception...**11/15 vs. Cincinnati:** Made his fifth start of the season...recorded one solo tackle before leaving the game early due to a knee injury...**11/22 at Kansas City:** Was inactive due to a knee injury...**11/29 at Baltimore:** Was inactive due to a knee injury...**12/6 vs. Oakland:** Was inactive due to a knee injury...**12/10 at Cleveland:** Was inactive due to a knee injury...**12/20 vs. Green Bay:** Was inactive due to a knee injury...**12/27 vs. Baltimore:** Was inactive due to a knee injury...**1/3 at Miami:** Was inactive due to a knee injury.

**2008 [16-16/3-3]:** Started all 16 regular-season games for the first time in three seasons...AP All-Pro first-team...AFC Pro Bowl starter...AFC Defensive Player of the Week and GMC Sierra Defensive Player of the Week in Week 2 after registering six tackles (four solo), one interception and one pass defense in a victory at Cleveland...PFW/PFWA All-NFL...PFW/PFWA All-AFC...The

## Troy Polamalu

Sporting News All-Pro...Sports Illustrated All-Pro...Pro Football Weekly Midseason All-Pro...finished fourth on the team with 87 tackles...finished with 11 post-season tackles (seven solo) and two pass defenses...his 40-yard interception return for a score against the Ravens in the AFC Championship Game was the first of his postseason career and the first postseason interception return for a touchdown in team history...**9/7 vs. Houston:** Made his 57th career start at SS...registered four solo tackles...recorded his 11th career interception, and his first since October 26, 2006, when he picked off Matt Schaub in the second quarter, leading to a Hines Ward touchdown reception and a 21-0 Steelers' lead...**9/14 at Cleveland:** Made his 58th career start at SS...finished with six tackles (four solo) and one pass defense...recorded his second interception of the season as time ran out in the second quarter to end a potential Browns scoring drive and returned it for 12 yards...**9/21 at Philadelphia:** Made his 59th career start in his 75th career game at SS...finished with five tackles (four solo)...his third quarter interception marked his third consecutive game with an interception...**9/29 vs. Baltimore:** Made his 60th career start... finished with eight tackles (seven solo) and one pass defense...**10/5 at Jacksonville:** Made his 61st career start at SS...finished with six tackles (two solo)...key contributor in a secondary which limited the Jaguars to only 175 net passing yards net passing...**10/19 at Cincinnati:** Started his sixth consecutive game at SS... finished with five solo tackles...left the game early due to a head injury...**10/26 vs. New York Giants:** Made his seventh consecutive start at SS...finished with four tackles (two solo) and one pass defense...**11/3 at Washington:** Made his eighth consecutive start at SS...finished with three tackles (two solo) and two pass defenses...**11/9 vs. Indianapolis:** Made his 65th career start at SS...finished with five tackles (four solo) and one pass defense...**11/16 vs. San Diego:** Made his 10th consecutive start at SS...finished with three solo tackles...recorded his fourth interception of the season on the game's opening drive and returned it four yards...**11/20 vs. Cincinnati:** Made his 11th consecutive start at SS...finished with eight tackles (six solo)...tied a career high with his fifth interception of the year, which he returned for 19 yards late in the fourth quarter to secure the victory...**11/30 at New England:** Made his 12th consecutive start at SS... finished with six tackles (four solo) and had a team-high three pass defenses...established a career high when he recorded his sixth interception of the season in the fourth quarter by picking off a Matt Cassel pass and returning it 23 yards...**12/7 vs. Dallas:** Made his

13th consecutive start at SS...finished with a season-high 10 tackles (seven solo)...recorded his NFL-best seventh interception of the season...extended his streak to a career-high four consecutive games with an interception...**12/14 at Baltimore:** Made his 70th career start at SS...finished with two tackles (one solo) and one pass defense...**12/21 at Tennessee:** Made his 15th consecutive start at SS...finished with nine tackles (four solo)...**12/28 vs. Cleveland:** Made his 16th consecutive start at SS...finished with three tackles (two solo) and had one pass defense...**AFC Divisional Game 1/11 vs. San Diego:** Made his eighth consecutive postseason start at SS...finished with four tackles (three solo) and had one QB pressure...**AFC Championship Game 1/18 vs. Baltimore:** Made his ninth consecutive postseason start at SS...finished with five tackles (four solo) and two pass defenses... had a 40-yard interception return for a touchdown in the fourth quarter...was his third career postseason interception, and his first for a score...was the first postseason interception return for a touchdown in team history...**Super Bowl XLIII 2/1 vs. Arizona:** Made his 10th consecutive postseason start...finished with two assisted tackles and one pass defense.

**2007 [11-11-1-1]:** Started 11 games and the play-off game against Jacksonville...missed the Seattle game in Week 5 due to a rib injury...missed Weeks 12-14 with a knee injury...earned his fourth straight trip to the Pro Bowl (missed game due to injury)... named Associated Press All-Pro Second-Team...finished fifth on the team with 74 tackles...finished third on the team with 12 pass defenses...tied for second with a career-high three forced fumbles while also recording a fumble recovery...added two tackles in the playoff loss to Jacksonville...**9/9 at Cleveland:** Started at SS and had two solo tackles and three pass defenses...**9/16 vs. Buffalo:** Started in his fourth consecutive game...registered four solo tackles...**9/23 vs. San Francisco:** Started at SS and led the team with seven solo tackles...also had one quarterback hit and one defended pass...**9/30 at Arizona:** Started at SS, but only saw action on 30 snaps due to an abdominal injury...still managed to log two solo tackles and three passes defended...also caused Edgerrin James' fumble and had a recovery on a Larry Fitzgerald fumble...**10/7 vs. Seattle:** Was inactive due to a rib injury...**10/21 at Denver:** Returned to his starting role at SS and made his 50th career start...led the team with nine solo tackles...part of a defensive unit that allowed Denver running backs to gain only 54 rushing yards...**10/28 at Cincinnati:** Started at SS...tied for first on the team with nine solo tackles...also regis-



## Troy Polamalu

tered one pass defended...**11/5 vs. Baltimore:** Played in the 68th game of his career and started at SS for the 52nd time of his career...was second on the team with seven solo tackles...forced his second fumble of the season that led to a Pittsburgh TD...part of a defensive unit that allowed the Ravens only 104 total yards, with 64 coming on the ground and 40 yards by air...the Baltimore offense managed only five first downs all night...**11/11 vs. Cleveland:** Made his 53rd career start...finished the game with six solo tackles and a team-tying two passes defended...part of a defensive unit that allowed only 163 total yards, including 40 rushing and 123 passing yards...**11/18 at New York Jets:** Played in his 70th career game...led the team in solo tackles with seven...**11/26 vs. Miami:** Was inactive due to a knee injury...**12/2 vs. Cincinnati:** Was inactive...**12/9 at New England:** Was inactive...**12/16 vs. Jacksonville:** Made his 55th career start at SS... finished the game with a team-high (tied) 10 tackles (seven solo) and had one pass defended...**12/20 at St. Louis:** Made his second consecutive start after returning from a knee injury...finished the game with a team high 11 solo tackles, one pass defended and one caused fumble on Rams' running back Stephen Jackson...**12/30 at Baltimore:** Was inactive...**AFC Wild Card Game 1/5 vs. Jacksonville:** Registered his 7th consecutive postseason start at SS...finished the game with two tackles.

**2006 (13-13):** Played and started 13 games at strong safety...earned his third straight trip to the Pro Bowl, including his second consecutive start...finished the season with 82 tackles, third on the team...added one sack and a team-high (tied) three interceptions...also forced one fumble...named AFC Defensive Player of the Week for Week 6...**9/7 vs. Miami:** Recorded a team-high 10 tackles (seven solo)...also recorded a pass defense and a forced fumble...sealed the game with a late fourth-quarter interception (eighth of his career) of Daunte Culpepper...**9/18 at Jacksonville:** Started at SS and recorded three tackles (two solo)... recorded one pass defense...played in his 50th career game...**9/24 vs. Cincinnati:** Recorded five tackles (four solo)...**10/8 at San Diego:** Registered five tackles (four solo)...**10/15 vs. Kansas City:** Recorded a team-high nine solo tackles and one pass defense... grabbed his second interception of the season, returning it 49 yards...was recognized as the AFC Defensive Player of the Week for his efforts...**10/22 at Atlanta:** Recorded a team-high nine tackles (seven solo) and a pass defense...recorded his team-leading third interception on the year off a Michael Vick pass...**10/29 at Oakland:** Recorded eight tackles (six solo), including

two tackles for loss...started at SS...held the Raiders to 17 yards passing...**11/5 vs. Denver:** Recorded one solo tackle...**11/12 vs. New Orleans:** Logged only 14 snaps before suffering a concussion...did not return...recorded two solo tackles before his concussion...**11/19 at Cleveland:** Recorded seven tackles (six solo), one sack and two pass defenses...almost single handedly got the Steelers the ball back trailing 20-17 with 4:10 left after forcing Cleveland to punt following a three-and-out...sacked Cleveland QB Charlie Frye on first down, recorded a tackle on Jason Wright on second down and recorded a pass defense on a pass intended for Kellen Winslow on third down...the Steelers got the ball back and scored the game-winning touchdown...**11/26 at Baltimore:** Had a team-high 10 tackles (tied) and eight solo before leaving the game with a sprained knee in the fourth quarter... added one quarterback hurry/pressure...**12/3 vs. Tampa Bay:** Was inactive due to a knee injury, missing the first game of his career...**12/7 vs. Cleveland:** Was inactive due to a knee injury...**12/17 at Carolina:** Was inactive due to a knee injury...**12/24 vs. Baltimore:** Started at SS after missing the three previous games with a knee injury...had a game-high (tied) eight tackles (five solo)...**12/31 at Cincinnati:** Recorded five tackles (four solo).

**2005 (16-16/4-4):** Was a first-team All-Pro selection...named to his second straight Pro Bowl, earning his first start...finished with a personal-best 100 tackles to rank third on the team...had three sacks, three fumble recoveries and two interceptions...tied an NFL record for safeties by posting three sacks at Houston in Week 2...tied for the team high with 24 postseason tackles...had one interception in the playoffs (AFC Wild Card Game)...had four games with 10 tackles...**9/11 vs. Tennessee:** Started at strong safety...recorded three solo tackles, one interception and one fumble recovery...**9/18 at Houston:** Tied an NFL record and set a team record with three sacks in a game from the safety position...registered three solo tackles, defended one pass and recorded one quarterback pressure...**9/25 vs. New England:** Recorded four tackles (three solo), registered two quarterback hurries/pressures and a pass defense...**10/10 at San Diego:** Led the team with 10 tackles (nine solo)... helped limit Pro Bowl tight end Antonio Gates to 61 yards receiving...**10/16 vs. Jacksonville:** Recorded seven tackles (six solo)...also had two quarterback hurries/pressures and a pass defense...**10/23 at Cincinnati:** Totaled five solo tackles...also had a pass defense...**10/31 vs. Baltimore:** Finished with a game high 10 tackles, including six solo...**11/6 at**

## Troy Polamalu

**Green Bay:** Recorded seven tackles (six solo)...also recovered two fumbles, one he returned 77 yards for his second career touchdown...**11/13 vs. Cleveland:** Had six tackles (five solo)...had a quarterback hurry/pressure in which he hit Trent Dilfer, causing Dilfer's pass to be intercepted by Joey Porter...**11/20 at Baltimore:** Had a game high 10 tackles (nine solo) and one quarterback pressure/hurry...**11/28 at Indianapolis:** Tied a game high with nine tackles (seven solo) and his second interception of the season...returned the interception a career-long 36 yards to set up the team's only touchdown of the game...added one pass defense...**12/4 vs. Cincinnati:** Recorded three solo tackles and two passes defended...**12/11 vs. Chicago:** Recorded three tackles (one solo) and one pass defense...**12/18 at Minnesota:** Started at SS and recorded five tackles (four solo)...**12/24 at Cleveland:** Registered five tackles (four solo) and one pass defense...**1/1 vs. Detroit:** Led team with 10 solo tackles...defended one pass and forced one fumble...**AFC Wild Card Game 1/8 at Cincinnati:** Recorded six tackles (four solo), one tackle for a loss, one-half sack, one interception and one defended pass...interception was second of his career in the postseason and was returned four yards and then pitched to FS Chris Hope who ran an additional five yards before being tackled...**AFC Divisional Game 1/15 at Indianapolis:** Recorded seven tackles (two solo) and two passes defended...had an interception overturned following a controversial replay challenge...teamed with Clark Haggans to tackle Edgerrin James at the two-yard line to prevent a Colts touchdown...**AFC Championship Game 1/22 at Denver:** Tied for second on the team with six tackles (five solo)...**Super Bowl XL 2/5 vs. Seattle:** Started at SS and recorded five tackles (four solo).

**2004** [16-16/2-2]: Named to his first career Pro Bowl...finished tied for second on the team (with Chris Hope) during the regular season with 97 total tackles (66 solo)...**9/12 vs. Oakland:** Finished with seven total tackles (four solo)...**9/9 at Baltimore:** Made play after play on defense and helped hold Ravens' running back Jamal Lewis to 62 yards...led the team with 14 tackles (10 solo)...**9/26 at Miami:** Recorded his first pro interception and returned it 10 yards...finished with six total tackles (four solo)...also was credited with one pass defense...**10/3 vs. Cincinnati:** Scored the first TD of his pro career on a dramatic interception, which he returned 26 yards to seal the Steelers' victory...his second interception in as many weeks...finished with six total tackles (five solo)...also was credited with two passes defended...**10/10 vs. Cleveland:** Finished with four total tackles (two solo)...also

was credited with one quarterback hurry/pressure and one pass defense...**10/17 at Dallas:** Registered seven total tackles (six solo)...was credited with two passes defended...**10/31 vs. New England:** Finished with three total tackles (two solo)...was credited with one pass defense...also had one solo special teams tackle...**11/7 vs. Philadelphia:** Led the team with six total tackles, all solo...**11/14 at Cleveland:** Produced the first multiple interception game of his career...finished with two interceptions, giving him a team-high four for the season...also recorded five total tackles (four solo)...**11/21 at Cincinnati:** Finished with five total tackles (two solo)...was credited with one pass defense...**11/28 vs. Washington:** Made some big hits once again...finished with seven total tackles (six solo)...**12/5 at Jacksonville:** Registered six total tackles (four solo)...also was credited with one pass defense and one special teams tackle...**12/12 vs. New York Jets:** Increased his team interception lead to five with a first-quarter pick that set up the Steelers' first score of the game...returned the interception 22 yards...finished with nine tackles (five solo) and a pass defense...**12/18 at New York Giants:** Registered six total tackles (four solo)...was credited with two passes defended and two special teams tackles (one solo)...**12/26 vs. Baltimore:** Collected four total tackles (two solo)...also was credited with a quarterback hurry/pressure...**1/2 at Buffalo:** Registered his first sack of the season (for seven yards), the third of his career, in his limited action...**AFC Divisional Game 1/15 vs. New York Jets:** Registered the first postseason interception of his career...returned it 14 yards...finished with seven total tackles (four solo)...also was credited with a pass defense...**AFC Championship Game 1/23 vs. New England:** Finished with seven total tackles, including six solo stops.

**2003** [16-0]: Came on strong at the end of the season...earned his way into the Steelers' pass defense and emerged as a top special teams player...led the team with 25 special teams tackles (14 solo)...finished with 29 total tackles (16 solo) and two sacks...also was credited with three passes defended and one forced fumble...**10/26 vs. St. Louis:** Finished with four total tackles (three solo)...also was credited with a quarterback hurry/pressure and one pass defense...**11/23 at Cleveland:** Finished with four total tackles (two solo)...also was credited with a team-high four special teams tackles (three solo) and three quarterback hurries/pressures...**11/3 vs. Cincinnati:** Registered his first career sack...finished with four total tackles (all solo)...**12/21 vs. San Diego:** Registered his second career sack and first career forced fumble



## Troy Polamalu

that was recovered by Deshea Townsend and led to a Steelers' TD...finished with two total tackles (one solo)...also was credited with one pass defense and three special teams assists.

**COLLEGE** Was a three-year starter who became the Trojans' first two-time All-American since Tony Boselli (1992, 1994)...was one of three finalists for the 2002 Jim Thorpe Award, given to the nation's top defensive back...recorded 278 tackles with 29 stops behind the line of scrimmage, six interceptions (returned three for touchdowns), 13 pass deflections, two fumble recoveries and four blocked punts during his career...majored in general studies ...graduated with a degree in history in the 2011 offseason. **2002:** Voted All-American first-team selection by The NFL Draft Report, Associated Press, Walter Camp, *Football News*, CBS Sportsline and ESPN, earning second-team honors from *The Sporting News* during his senior season...was one of three finalists for the Jim Thorpe Award...All-PAC-10 Conference first-team choice...was a team captain and recipient of the team's Most Inspirational Player Award and Co-Lifter Award...started every game except against California...finished third on the team with 68 tackles (53 solo), including three sacks and nine stops for losses...intercepted one pass and deflected four others. **2001:** Was a Football Writers Association, The NFL Draft Report and *College & Pro Football News-Weekly* All-American first-team selection, adding second-team by the Associated Press and third-team recognition from *Football News*...also was an All-Pac-10 Conference first-team pick...was a team captain and USC's first All-American safety since Mark Carrier in 1989...also won USC's MVP Award...led team with 118 tackles (79 solo), including 13 for losses (with a 2-yard sack) and six passes defended...had a team-best three interceptions, including two run backs for touchdowns...

also had two forced fumbles, a fumble recovery (to set up a TD), three blocked punts and three punt returns for 27 yards (9.0 avg)...his 118 tackles were the most by a Trojan safety since Tim McDonald had 140 in 1986. **2000:** Received All-Pac 10 honorable mention honors as a sophomore...started all 12 games at strong safety...finished second on the team in tackles with 83 (including 5 for losses), plus he tied for the team lead in both pass deflections (7) and interceptions (2). **1999:** Played regularly as a backup safety and linebacker as a freshman...appeared in eight games, making 12 tackles, including two sacks for 28 yards, forced two fumbles, broke up a pass and blocked a punt.

**PERSONAL** Attended Douglas (Ore.) High School...named to 1998 Super Prep All-Northwest, *Tacoma News Tribune* Western 100 and All-Far West League second team as a senior...played running back and defensive back...averaged six touchdowns a season...was an All-State center fielder and two-time All-League basketball player...brother, Kaio Aumua, played football at UTEP...is the nephew of former USC fullback Kennedy Pola (1982-85), now the Jacksonville Jaguars' running backs coach...has another uncle, Al Pola, who played football at Penn State...has a cousin, Nicky Sualua, who was a running back with the Cincinnati Bengals and the Dallas Cowboys and attended Ohio State...is also the cousin of Leie Sualua, who was a defensive lineman at Oregon; and Joe Polamalu, who played for Oregon State in 1987 and 1988...is the son of Suila Polamalu...has one brother, Sakio Aumua, and three sisters, Tria Aumua, Sheila Aumua and Lupe Aumua...grew up with cousins Joe Polamalu, Darren Polamalu and Brandon Polamalu...married to Theodora Polamalu with two sons, Paisios and Ephram...Full name: Troy Aumua Polamalu.

## Polamalu's 2010 Game-by-Game Statistics

Date	Opponent	GP	GS	T	AT	TOT	Sacks	Yds	Int/Yds	PD	FF	FR
9/12	ATLANTA	1	1	4	2	6	0.0	0.0	1/0	0	0	0
9/19	at Tennessee	1	1	3	4	7	0.0	0.0	1/0	0	0	0
9/26	at Tampa Bay	1	1	4	1	5	0.0	0.0	0/0	0	0	0
10/3	BALTIMORE	1	1	4	0	4	0.0	0.0	0/0	0	0	0
10/17	CLEVELAND	1	1	5	5	10	0.0	0.0	0/0	0	0	0
10/24	at Miami	1	1	5	4	9	0.0	0.0	0/0	0	0	0
10/31	at New Orleans	1	1	6	2	8	0.0	0.0	0/0	0	0	0
11/8	at Cincinnati	1	1	7	0	7	0.0	0.0	0/0	0	0	0
11/14	NEW ENGLAND	1	1	3	2	5	0.0	0.0	0/0	0	0	0
11/21	OKLAND	1	1	6	2	8	0.0	0.0	1/39	1	0	0
11/28	at Buffalo	1	1	4	0	4	0.0	0.0	1/5	2	0	1
12/5	at Baltimore	1	1	5	1	6	1.0	15.0	0/0	2	1	0
12/12	CINCINNATI	1	1	1	1	2	0.0	0.0	2/57	2	0	0
12/19	N.Y. JETS											

INACTIVE

## Troy Polamalu

## Polamalu's 2010 Game-by-Game Statistics (Continued)

Date	Opponent	GP	GS	T	AT	TOT	Sacks	Yds	Int/Yds	PD	FF	FR
12/23	CAROLINA						INACTIVE					
1/2	at Cleveland	1	1	1	0	1	0.0	0.0	1/0	0	0	0
<b>SEASON TOTALS</b>		<b>14</b>	<b>14</b>	<b>58</b>	<b>24</b>	<b>82</b>	<b>1.0</b>	<b>15.0</b>	<b>7/101</b>	<b>7</b>	<b>1</b>	<b>1</b>

## POSTSEASON

1/15	BALTIMORE	1	1	2	5	7	0.0	0.0	0/0	0	0	0
1/23	N.Y. JETS	1	1	3	4	7	0.0	0.0	0/0	0	0	0
2/6	vs. Green Bay	1	1	3	0	3	0.0	0.0	0/0	0	0	0
<b>POSTSEASON TOTALS</b>		<b>3</b>	<b>3</b>	<b>8</b>	<b>9</b>	<b>17</b>	<b>0.0</b>	<b>0.0</b>	<b>0/0</b>	<b>0</b>	<b>0</b>	<b>0</b>

## Polamalu's 2009 Game-by-Game Statistics

Date	Opponent	GP	GS	T	AT	TOT	Sacks	Yds	Int/Yds	PD	FF	FR
9/10	TENNESSEE	1	1	5	0	5	0.0	0.0	1/18	1	0	0
9/20	at Chicago						INACTIVE					
9/27	at Cincinnati						INACTIVE					
10/4	SAN DIEGO						INACTIVE					
10/11	at Detroit						INACTIVE					
10/18	CLEVELAND	1	1	3	0	3	0.0	0.0	1/0	0	0	0
10/25	MINNESOTA	1	1	8	0	8	0.0	0.0	0/0	2	0	0
11/9	at Denver	1	1	3	0	3	0.0	0.0	1/-2	2	0	0
11/15	CINCINNATI	1	1	1	0	1	0.0	0.0	0/0	0	0	0
11/22	at Kansas City						INACTIVE					
11/29	at Baltimore						INACTIVE					
12/6	OAKLAND						INACTIVE					
12/10	at Cleveland						INACTIVE					
12/20	GREEN BAY						INACTIVE					
12/27	BALTIMORE						INACTIVE					
1/3	at Miami						INACTIVE					
<b>SEASON TOTALS</b>		<b>5</b>	<b>5</b>	<b>20</b>	<b>0</b>	<b>20</b>	<b>0.0</b>	<b>0.0</b>	<b>3/16</b>	<b>5</b>	<b>0</b>	<b>0</b>

## Polamalu's 2008 Game-by-Game Statistics

Date	Opponent	GP	GS	T	AT	TOT	Sacks	Yds	Int/Yds	PD	FF	FR
9/7	HOUSTON	1	1	4	0	4	0.0	0.0	1/0	0	0	0
9/14	at Cleveland	1	1	4	2	6	0.0	0.0	1/12	1	0	0
9/21	at Philadelphia	1	1	4	1	5	0.0	0.0	1/0	0	0	0
9/29	BALTIMORE	1	1	7	1	8	0.0	0.0	0/0	1	0	0
10/5	at Jacksonville	1	1	2	4	6	0.0	0.0	0/0	0	0	0
10/19	at Cincinnati	1	1	5	0	5	0.0	0.0	0/0	0	0	0
10/26	NEW YORK GIANTS	1	1	2	2	4	0.0	0.0	0/0	1	0	0
11/3	at Washington	1	1	2	1	3	0.0	0.0	0/0	2	0	0
11/9	INDIANAPOLIS	1	1	4	1	5	0.0	0.0	0/0	1	0	0
11/16	SAN DIEGO	1	1	3	0	3	0.0	0.0	1/4	0	0	0
11/20	CINCINNATI	1	1	6	2	8	0.0	0.0	1/19	0	0	0
11/30	at New England	1	1	4	2	6	0.0	0.0	1/23	3	0	0
12/7	DALLAS	1	1	7	3	10	0.0	0.0	1/1	0	0	0
12/14	at Baltimore	1	1	1	1	2	0.0	0.0	0/0	1	0	0
12/21	at Tennessee	1	1	4	5	9	0.0	0.0	0/0	0	0	0
12/28	CLEVELAND	1	1	2	1	3	0.0	0.0	0/0	1	0	0
<b>SEASON TOTALS</b>		<b>16</b>	<b>16</b>	<b>61</b>	<b>26</b>	<b>87</b>	<b>0.0</b>	<b>0.0</b>	<b>7/59</b>	<b>11</b>	<b>0</b>	<b>0</b>

## POSTSEASON

1/11	SAN DIEGO	1	1	3	1	4	0.0	0.0	0/0	0	0	0
1/18	BALTIMORE	1	1	4	1	5	0.0	0.0	1/40t	1	0	0
2/1	vs. Arizona	1	1	0	2	2	0.0	0.0	0/0	1	0	0
<b>POSTSEASON TOTALS</b>		<b>3</b>	<b>3</b>	<b>7</b>	<b>4</b>	<b>11</b>	<b>0.0</b>	<b>0.0</b>	<b>1/40</b>	<b>2</b>	<b>0</b>	<b>0</b>

## Polamalu's 2007 Game-by-Game Statistics

Date	Opponent	GP	GS	T	AT	TOT	Sacks	Yds	Int	PD	FF	FR
9/9	at Cleveland	1	1	2	0	2	0.0	0.0	0/0	3	0	0
9/16	BUFFALO	1	1	4	0	4	0.0	0.0	0/0	0	0	0
9/23	SAN FRANCISCO	1	1	7	0	7	0.0	0.0	0/0	1	0	0
9/30	at Arizona	1	1	2	0	2	0.0	0.0	0/0	3	1	1
10/7	SEATTLE						INACTIVE					
10/21	at Denver	1	1	9	0	9	0.0	0.0	0/0	0	0	0



## Polamalu's 2007 Game-by-Game Statistics (Continued)

Date	Opponent	GP	GS	T	AT	TOT	Sacks	Yds	Int	PD	FF	FR
10/28	at Cincinnati	1	1	9	0	9	0.0	0.0	0/0	1	0	0
11/5	BALTIMORE	1	1	7	0	7	0.0	0.0	0/0	0	1	0
11/11	CLEVELAND	1	1	6	0	6	0.0	0.0	0/0	2	0	0
11/18	at New York Jets	1	1	7	0	7	0.0	0.0	0/0	0	0	0
11/26	MIAMI						INACTIVE					
12/2	CINCINNATI						INACTIVE					
12/9	at New England						INACTIVE					
12/16	JACKSONVILLE	1	1	7	3	10	0.0	0.0	0/0	0	0	0
12/20	at St. Louis	1	1	11	0	11	0.0	0.0	0/0	1	1	0
12/30	at Baltimore						INACTIVE					
<b>SEASON TOTALS</b>		<b>11</b>	<b>11</b>	<b>71</b>	<b>3</b>	<b>74</b>	<b>0.0</b>	<b>0.0</b>	<b>0/0</b>	<b>11</b>	<b>3</b>	<b>1</b>

## POSTSEASON

1/5	JACKSONVILLE	1	1	0	2	2	0.0	0.0	0/0	0	0	0
<b>POSTSEASON TOTALS</b>		<b>1</b>	<b>1</b>	<b>0</b>	<b>2</b>	<b>2</b>	<b>0.0</b>	<b>0.0</b>	<b>0/0</b>	<b>0</b>	<b>0</b>	<b>0</b>

## Polamalu's 2006 Game-by-Game Statistics

Date	Opponent	GP	GS	T	AT	TOT	Sacks	Yds	Int	PD	FF	FR
9/7	MIAMI	1	1	7	3	10	0.0	0.0	1/0	1	1	0
9/18	at Jacksonville	1	1	2	1	3	0.0	0.0	0/0	1	0	0
9/24	CINCINNATI	1	1	4	1	5	0.0	0.0	0/0	0	0	0
10/8	at San Diego	1	1	4	1	5	0.0	0.0	0/0	0	0	0
10/15	KANSAS CITY	1	1	9	0	9	0.0	0.0	1/49	1	0	0
10/22	at Atlanta	1	1	7	2	9	0.0	0.0	1/2	1	0	0
10/29	at Oakland	1	1	6	2	8	0.0	0.0	0/0	0	0	0
11/5	DENVER	1	1	1	0	1	0.0	0.0	0/0	0	0	0
11/12	NEW ORLEANS	1	1	2	0	2	0.0	0.0	0/0	0	0	0
11/19	at Cleveland	1	1	6	1	7	1.0	0.0	0/0	2	0	0
11/26	at Baltimore	1	1	8	2	10	0.0	0.0	0/0	0	0	0
12/3	TAMPA BAY						INACTIVE					
12/7	CLEVELAND						INACTIVE					
12/17	at Carolina						INACTIVE					
12/24	BALTIMORE	1	1	5	3	8	0.0	0.0	0/0	0	0	0
12/31	at Cincinnati	1	1	4	1	5	0.0	0.0	0/0	0	0	0
<b>SEASON TOTALS</b>		<b>13</b>	<b>13</b>	<b>65</b>	<b>17</b>	<b>82</b>	<b>1.0</b>	<b>0.0</b>	<b>3/51</b>	<b>6</b>	<b>1</b>	<b>0</b>

## Polamalu's 2005 Game-by-Game Statistics

Date	Opponent	GP	GS	T	AT	TOT	Sacks	Yds	Int	PD	FF	FR
9/11	TENNESSEE	1	1	3	0	3	0.0	0.0	1/6	1	0	1
9/18	at Houston	1	1	3	0	3	3.0	33.0	0/0	1	0	0
9/25	NEW ENGLAND	1	1	3	1	4	0.0	0.0	0/0	1	0	0
10/10	at San Diego	1	1	9	1	10	0.0	0.0	0/0	0	0	0
10/16	JACKSONVILLE	1	1	6	1	7	0.0	0.0	0/0	1	0	0
10/23	at Cincinnati	1	1	5	0	5	0.0	0.0	0/0	1	0	0
10/31	BALTIMORE	1	1	6	4	10	0.0	0.0	0/0	0	0	0
11/6	at Green Bay	1	1	6	1	7	0.0	0.0	0/0	0	0	2
11/13	CLEVELAND	1	1	5	1	6	0.0	0.0	0/0	0	0	0
11/20	at Baltimore	1	1	9	1	10	0.0	0.0	0/0	0	0	0
11/28	at Indianapolis	1	1	7	2	9	0.0	0.0	1/36	1	0	0
12/4	CINCINNATI	1	1	3	0	3	0.0	0.0	0/0	2	0	0
12/11	CHICAGO	1	1	1	2	3	0.0	0.0	0/0	1	0	0
12/18	at Minnesota	1	1	4	1	5	0.0	0.0	0/0	0	0	0
12/24	at Cleveland	1	1	4	1	5	0.0	0.0	0/0	1	0	0
1/1	DETROIT	1	1	10	0	10	0.0	0.0	0/0	1	1	0
<b>SEASON TOTALS</b>		<b>16</b>	<b>16</b>	<b>84</b>	<b>16</b>	<b>100</b>	<b>3.0</b>	<b>33.0</b>	<b>2/42</b>	<b>11</b>	<b>1</b>	<b>3</b>

## POSTSEASON

1/8	at Cincinnati	1	1	4	2	6	0.5	2.5	1/4	1	0	0
1/15	at Indianapolis	1	1	2	5	7	0.0	0.0	0/0	2	0	0
1/22	at Denver	1	1	5	1	6	0.0	0.0	0/0	0	0	0
2/5	vs. Seattle	1	1	4	1	5	0.0	0.0	0/0	0	0	0
<b>POSTSEASON TOTALS</b>		<b>4</b>	<b>4</b>	<b>15</b>	<b>9</b>	<b>24</b>	<b>0.5</b>	<b>2.5</b>	<b>1/4</b>	<b>3</b>	<b>0</b>	<b>0</b>

## Troy Polamalu

### Polamalu's 2004 Game-by-Game Statistics

Date	Opponent	GP	GS	T	AT	TOT	Sacks	Yds	Int	PD	FF	FR
9/12	OAKLAND	1	1	4	3	7	0.0	0.0	0/0	0	0	0
9/19	at Baltimore	1	1	10	4	14	0.0	0.0	0/0	0	0	0
9/26	at Miami	1	1	4	2	6	0.0	0.0	1/10	1	0	0
10/3	CINCINNATI	1	1	5	1	6	0.0	0.0	1/26t	2	0	0
10/10	CLEVELAND	1	1	2	2	4	0.0	0.0	0/0	1	0	0
10/17	at Dallas	1	1	6	1	7	0.0	0.0	0/0	2	0	0
10/31	NEW ENGLAND	1	1	2	1	3	0.0	0.0	0/0	1	0	0
11/7	PHILADELPHIA	1	1	6	0	6	0.0	0.0	0/0	0	0	0
11/14	at Cleveland	1	1	4	1	5	0.0	0.0	2/0	0	0	0
11/21	at Cincinnati	1	1	2	3	5	0.0	0.0	0/0	1	0	0
11/28	WASHINGTON	1	1	6	1	7	0.0	0.0	0/0	0	0	0
12/5	at Jacksonville	1	1	4	2	6	0.0	0.0	0/0	1	0	0
12/12	NEW YORK JETS	1	1	5	4	9	0.0	0.0	1/22	1	0	0
12/18	at New York Giants	1	1	4	2	6	0.0	0.0	0/0	2	0	0
12/26	BALTIMORE	1	1	2	2	4	0.0	0.0	0/0	0	0	0
1/2	at Buffalo	1	1	2	0	2	1.0	7.0	0/0	0	0	0
<b>SEASON TOTALS</b>		<b>16</b>	<b>16</b>	<b>68</b>	<b>29</b>	<b>97</b>	<b>1.0</b>	<b>7.0</b>	<b>5/58</b>	<b>12</b>	<b>0</b>	<b>0</b>

### POSTSEASON

1/15	NEW YORK JETS	1	1	4	3	7	0.0	0.0	1/14	1	0	0
1/23	NEW ENGLAND	1	1	6	1	7	0.0	0.0	0/0	0	0	0
<b>POSTSEASON TOTALS</b>		<b>2</b>	<b>2</b>	<b>10</b>	<b>4</b>	<b>14</b>	<b>0.0</b>	<b>0.0</b>	<b>1/14</b>	<b>1</b>	<b>0</b>	<b>0</b>

### Polamalu's 2003 Game-by-Game Statistics

Date	Opponent	GP	GS	T	AT	TOT	Sacks	Yds	Int	PD	FF	FR
9/7	BALTIMORE	1	0	0	0	0	0.0	0.0	0/0	0	0	0
9/14	at Kansas City	1	0	1	1	2	0.0	0.0	0/0	0	0	0
9/21	at Cincinnati	1	0	0	3	3	0.0	0.0	0/0	0	0	0
9/28	TENNESSEE	1	0	0	2	2	0.0	0.0	0/0	0	0	0
10/5	CLEVELAND	1	0	1	0	1	0.0	0.0	0/0	0	0	0
10/12	at Denver	1	0	1	0	1	0.0	0.0	0/0	0	0	0
10/26	ST. LOUIS	1	0	3	1	4	0.0	0.0	0/0	1	0	0
11/2	at Seattle	1	0	0	0	0	0.0	0.0	0/0	0	0	0
11/9	ARIZONA	1	0	1	0	1	0.0	0.0	0/0	0	0	0
11/17	at San Francisco	1	0	2	0	2	0.0	0.0	0/0	0	0	0
11/23	at Cleveland	1	0	2	2	4	0.0	0.0	0/0	0	0	0
11/30	CINCINNATI	1	0	4	0	4	1.0	5.0	0/0	0	0	0
12/7	OAKLAND	1	0	0	1	1	0.0	0.0	0/0	1	0	0
12/15	at New York Jets	1	0	0	1	1	0.0	0.0	0/0	0	0	0
12/21	SAN DIEGO	1	0	1	1	2	1.0	5.0	0/0	1	1	0
12/28	at Baltimore	1	0	0	1	1	0.0	0.0	0/0	0	0	0
<b>SEASON TOTALS</b>		<b>16</b>	<b>0</b>	<b>16</b>	<b>13</b>	<b>29</b>	<b>2.0</b>	<b>10.0</b>	<b>0/0</b>	<b>3</b>	<b>1</b>	<b>0</b>

### Polamalu's Career Statistics

#### REGULAR SEASON

Year	Team	GP	GS	T	AT	TOT	Sacks	Yds	Int	PD	FF	FR
2003	Pittsburgh	16	0	16	13	29	2.0	10.0	0/0	3	1	0
2004	Pittsburgh	16	16	68	29	97	1.0	7.0	5/58	12	0	0
2005	Pittsburgh	16	16	84	16	100	3.0	33.0	2/42	11	1	2
2006	Pittsburgh	13	13	65	17	82	1.0	0.0	3/51	6	1	0
2007	Pittsburgh	11	11	71	3	74	0.0	0.0	0/0	11	3	1
2008	Pittsburgh	16	16	61	26	87	0.0	0.0	7/59	11	0	0
2009	Pittsburgh	5	5	20	0	20	0.0	0.0	3/16	5	0	0
2010	Pittsburgh	14	14	58	24	82	1.0	15.0	7/101	7	1	1
<b>NFL Totals</b>		<b>107</b>	<b>91</b>	<b>443</b>	<b>128</b>	<b>571</b>	<b>8.0</b>	<b>65.0</b>	<b>27/328</b>	<b>66</b>	<b>7</b>	<b>4</b>

**Career Special Teams Tackles (29):** 25 in '03, 4 in '04, 0 in '05, 0 in '06, 0 in '07, 0 in '08, 0 in '09 and 0 in '10.

#### POSTSEASON

Year	Team	GP	GS	T	AT	TOT	Sacks	Yds	Int	PD	FF	FR
2004	Pittsburgh	2	2	10	4	14	0.0	0.0	1/14	1	0	0
2005	Pittsburgh	4	4	15	9	24	0.5	2.5	1/4	3	0	0
2007	Pittsburgh	1	1	0	2	2	0.0	0.0	0/0	0	0	0
2008	Pittsburgh	3	3	7	4	11	0.0	0.0	1/40	2	0	0
2010	Pittsburgh	3	3	8	9	17	0.0	0.0	0/0	0	0	0
<b>NFL Totals</b>		<b>13</b>	<b>13</b>	<b>40</b>	<b>28</b>	<b>68</b>	<b>0.5</b>	<b>2.5</b>	<b>3/58</b>	<b>6</b>	<b>0</b>	<b>0</b>



## MAURKICE POUNCEY [

HEIGHT – 6-4

WEIGHT – 304

COLLEGE – Florida

BIRTHDATE – July 24, 1989

BIRTHPLACE – Lakeland, Fla.

HOW ACQUIRED – D1-'10 (#18)

NFL EXPERIENCE – 2nd Year

53



**PRO** [16-16/2-2]: Drafted by the Steelers in the first round (18th overall) of the 2010 NFL Draft....

started all 16 regular-season games at center, earning numerous accolades in his rookie season...became the first Steelers' rookie lineman to start his first NFL game since 2000 (Marvel Smith)...named to his first Pro Bowl as a reserve...won the Joe Greene Great Performance Award, given annually to the Steelers' top rookie...was named to Sporting News' All-Rookie Team and to *Pro Football Weekly's* Midseason All-Pro Team...named a PFW/PFWA All-Rookie...was placed on the Reserve/Injured List on February 5, 2011 with an ankle injury and missed Super Bowl XLV.

**2010** [16-16/2-2]: Started all 16 regular-season games at center, earning numerous accolades in his rookie season...became the first Steelers' rookie lineman to start his first NFL game since 2000 (Marvel Smith)...named to his first Pro Bowl as a reserve...won the Joe Greene Great Performance Award, given annually to the Steelers' top rookie...was named to Sporting News' All-Rookie Team and to *Pro Football Weekly's* Midseason All-Pro Team...named a PFW/PFWA All-Rookie...paved the way for RB Rashard Mendenhall to rush for a career-high 1,273 yards and a career-high 13 rushing touchdowns...helped block for QB Ben Roethlisberger to throw for 3,200 yards and 17 touchdowns...started the first two postseason contests...left the game prior to halftime in the AFC Championship Game on January 23, 2011 with an ankle injury and did not return...was placed on the Reserve/Injured List on February 5, 2011 and missed Super Bowl XLV...**9/12 vs. Atlanta:** Became the first Steelers' rookie lineman to start in his first NFL game since 2000 (Marvel Smith)...helped block for Dennis Dixon to throw for a career-high 236 yards...helped pave the way for Mendenhall to rush for 120 yards including the game winning 50-yard run for a touchdown in overtime...helped block for a Steelers' rushing attack that had 143 yards on the ground...**9/19 at Tennessee:** Helped Steelers' rushers gain 106 yards on the ground...was not flagged for any penalties...**9/26 at Tampa Bay:** Helped block for a Steelers' rushing attack

that gained 201 yards on the ground and 387 total yards...helped block for Mendenhall to have 143 yards rushing...helped block for QB Charlie Batch to throw for 186 yards and three first-half touchdowns...was part of an offensive line that did not commit any penalties or allow a sack...**10/3 vs. Baltimore:** Made his fourth career start at center...helped block for Mendenhall to rush for 79 yards and two touchdowns...**10/17 vs. Cleveland:** Helped block for Mendenhall to rush for 84 yards and one touchdown and for Roethlisberger to throw for 257 yards and three touchdowns...was part of an offensive line that did not allow a sack for the second time this season...**10/24 at Miami:** Helped block for Roethlisberger to throw for 302 yards and two touchdowns...**10/31 at New Orleans:** Made his seventh consecutive start at center...**11/8 at Cincinnati:** Left the game in the second quarter with a leg injury but returned to the game...helped block for Steelers' rushers to gain 121 yards on the ground and for Roethlisberger to throw for 163 yards...**11/14 vs. New England:** Helped block for Roethlisberger to throw for a season-high 387 yards and three touchdowns and for the offense to gain 425 yards...**11/21 vs. Oakland:** Helped block for Steelers' rushers to gain 162 yards on the ground, for Roethlisberger to throw for 275 yards and three touchdowns, and for the Steelers' offense to gain 431 yards of total offense...**11/28 at Buffalo:** Helped block for Mendenhall to gain a season-high 151 yards rushing...helped block for Steelers' rushers to gain a season-high 206 yards rushing and for Roethlisberger to throw for 246 yards...helped block for a Steelers' offense that had 426 total yards...**12/5 at Baltimore:** Helped block for the Steelers' offense to gain 288 total yards and for Roethlisberger to throw 253 yards and one touchdown...**12/12 vs. Cincinnati:** Helped block for Steelers' rushers to gain 123 yards on the ground and for Roethlisberger to throw for 258 yards...**12/19 vs. N.Y. Jets:** Helped block for Steelers' rushers to gain 147 yards on the ground and for Roethlisberger to throw for 264 yards and one touchdown...**12/23 vs. Carolina:** Helped block for the Steelers' offense to gain 408 yards of total offense...helped block for Steelers' rushers to gain 115 yards on the ground and for Roethlisberger to throw for 320 yards

## Maurkice Pouncey

and one touchdown...**1/2 at Cleveland:** Helped block for the Steelers' offense to gain 418 total yards and for Roethlisberger to throw for 280 yards and two touchdowns...**AFC Divisional Game 1/15 vs. Baltimore:** Started his first career postseason game at center... helped block for the Steelers' offense to gain 263 total yards and for Roethlisberger to throw for 226 yards and two touchdowns...**AFC Championship Game 1/23 vs. N.Y. Jets:** Left the game late in the first quarter with an ankle injury and did not return...**Super Bowl XLV 2/6 vs. Green Bay:** Was placed on the Reserve/Injured List on February 5, 2011 with an ankle injury and missed Super Bowl XLV.

## COLLEGE

Started 39-of-41 games that he appeared in for Florida...in 2009 as a junior, became the first player in school history to capture the Rimington Trophy, given annually to the nation's best center...prior to the 2010 Sugar Bowl, spent five-plus hours at a local hospital because of kidney stones...received a CT scan that showed no kidney obstruction, got some IV fluid and played in the game, holding the Cincinnati defensive line to no tackles...enrolled at Florida early as a freshman in January 2007...social & behavioral sciences major at Florida. **2009:** Played and started in all 14 games...All-America first-team selection by The NFL Draft Report, Football Writers Association and Walter Camp, adding second-team honors from the Associated Press...became the first Gator to receive the Rimington Trophy, given annually to the best center in college football...unanimous All-Southeastern Conference first-team choice...started all 14 games at center...led the nation's interior linemen with a 91.57% grade for blocking consistency, producing 119 key blocks/knockdowns that included 20 touchdown-resulting blocks and seven more blocks downfield...did not allow a quarterback sack or pressure, nor was he penalized on any of the team's 919 offensive snaps...provided huge holes for a running attack that ranked 10th in the nation, averaging 221.79 yards per game...his superb protection of the pocket allowed Florida to finish second in the conference in pass offense, averaging 236.07 yards per game operating out of the spread formation...named SEC Offensive Lineman of the Week vs. Tennessee and Louisiana State [entire front wall awarded vs. LSU]...graded at least 90% for blocking consistency in

11 contests and registered at least one touchdown-resulting block in all but one game (Alabama). **2008:** Starting center in all 14 games, including the 2008 SEC and FedEx BCS National Championship Game victories...All-Southeastern Conference first-team selection by The NFL Draft Report in his first season as the Gators' center...College Football News Sophomore All-America pick...was named the SEC's Offensive Lineman of the Week for his performance vs. Arkansas and was one of five UF Offensive Players of the Week after the front wall's dominance of the Tigers in the Louisiana State clash...led the Gators with 115 knockdowns/key blocks, as he collected 16 touchdown-resulting blocks...allowed just one quarterback sack on 329 pass plays, helping Florida lead the conference and rank 15th nationally with an average of 445.07 yards of total offense per game. **2007:** Played in all 13 games and started in 11 at right guard (all except Ole Miss and Florida Atlantic)...also took snaps at center...named first-team Freshman All-America by College Football News and Rivals.com and was a member of the Freshman All-Southeastern Conference squads selected by the league's coaches and Associated Press...graded no lower than 83% for blocking consistency in any of his 11 starting assignments...became the seventh true freshman in school history to start a season opener for the Gators

## PERSONAL

Attended Lakeland High School [Lakeland, Fla.]...rated among the nation's top offensive guard recruits according to Scout.com (15th) and Rivals.com (15th)...one of 16 offensive linemen named to the Atlanta Journal-Constitution's Super Southern 100 squad...also a two-time All-State selection...as a senior, he and his twin brother, Mike, helped lead Lakeland to its 45th consecutive victory, third-consecutive Class 5A state championship and second-straight USA Today national championship in 2006...they were part of an offensive line that blocked for a 4,000-yard rushing team that season...graduated with a 3.0 grade point average...Maurkice and Michael (offensive lineman) were also teammates at Florida...Mike was drafted in the 1st round by the Miami Dolphins in the 2011 NFL Draft...son of Lisa and Rob Webster...Full name: LaShawn Maurkice Pouncey.



# ISAAC REDMAN RB

HEIGHT — 6-0

WEIGHT — 230

COLLEGE — Bowie State

BIRTHDATE — Nov. 10, 1984

BIRTHPLACE — Paulsboro, N.J.

HOW ACQUIRED — FA-09

NFL EXPERIENCE — 2nd Year

# 33



## PRO

**[16-0/3-0]:** Signed by the Steelers to the team's off-season roster on January 7, 2010...signed to the Steelers' practice squad on December 8, 2009...released from the Steelers' practice squad on December 2, 2009...signed to practice squad on October 7, 2009...released by the Steelers on October 5, 2009...signed from the practice squad on October 3, 2009...signed to practice squad on September 6, 2009...released by the Steelers on September 5, 2009...originally signed by the Steelers as a rookie free agent on April 27, 2009.

**2010 [16-0/3-0]:** Saw action in all 16 regular-season games at running back and on special teams...finished second on the team in rushing attempts (52) and yards (247) for an average of 4.8 yards per carry...also caught nine passes for 72 yards and two touchdowns, the first two touchdowns of his career...the first touchdown came against the Raiders in Week 11 and the second was the game-winning touchdown at Baltimore in Week 13, a nine-yard touchdown grab from QB Ben Roethlisberger...added four kickoff returns for 81 yards and had one special teams tackle...saw action in all three postseason contests...finished the postseason with seven carries for 50 yards (7.1 avg.)...**9/12 vs. Atlanta:** Played in his first career NFL game...had six rushes for 19 yards with a long of six yards...**9/19 at Tennessee:** Had four rushes for eight yards...had one catch for three yards...**9/26 at Tampa Bay:** Had five rushes for 31 yards...had one reception for nine yards...**10/3 vs. Baltimore:** Caught one pass for six yards...**10/17 vs. Cleveland:** Had six rushes for 31 yards (5.2 avg.)...saw action on special teams...**10/24 at Miami:** Had three rushes for nine yards...**10/31 at New Orleans:** Had three rushes for 19 yards...also saw action on special teams...returned his first career kickoff for 20 yards...**11/8 at Cincinnati:** Saw action at running back and on special teams...had two rushes for two yards...**11/14 vs. New England:** Saw action at running back and on special teams...had one kick return for 20 yards...**11/21 vs. Oakland:** Saw action as a kick returner and at running back...had 27 yards rushing on five carries...scored

his first touchdown of his career, a 16-yard pass from Roethlisberger late in the fourth quarter...had two kickoff returns for 41 yards...**11/28 at Buffalo:** Had five rushes for 25 yards...**12/5 at Baltimore:** Saw action at RB and on special teams...caught the game-winning nine-yard touchdown from Roethlisberger with less than three minutes remaining in the fourth quarter...finished with two catches for 23 yards...had four rushes for 10 yards...**12/12 vs. Cincinnati:** Saw action at RB and on special teams...had one rush for four yards...had one reception for six yards...**12/19 vs. N.Y. Jets:** Saw action on special teams and at RB...had one rush for seven yards...had one special teams tackle...**12/23 vs. Carolina:** Saw action at RB and on special teams...had a career-high 43 yards rushing on four carries, including a career-long run of 23 yards...had one reception for two yards...**1/2 at Cleveland:** Saw action on special teams and at RB...had three carries for 12 yards...had one catch for seven yards...**AFC Divisional Game 1/15 vs. Baltimore:** Saw action on special teams and at RB in his first career postseason game...had one rush for four yards...**AFC Championship Game 1/23 vs. N.Y. Jets:** Saw action at RB and on special teams...had four rushes for 27 yards...**Super Bowl XLV 2/6 vs. Green Bay:** Saw action at RB and on special teams...had two rushes for 19 yards...added one kickoff return for 12 yards.

## COLLEGE

Finished his career as Bowie State's all-time rushing leader...majored in communications. **2008:** Played in six games...had 108 rushes for 538 yards (5.0 avg.) with six touchdowns...caught nine passes for 16 yards (1.8 avg.). **2007:** Played seven games...had 157 rushes for 825 yards (5.3 avg.) with 13 touchdowns...caught eight passes for 44 yards (5.5 avg.). **2006:** Redshirted. **2005:** Played in 12 games...established career highs with 281 attempts for 1,512 yards (5.4 avg.) with 12 touchdowns...caught nine passes for 66 yards (7.3 avg.)...returned five kickoffs for 82 yards (16.4 avg.). **2004:** Played in nine games...had 67 attempts for 425 yards (6.3 avg.) with four touchdowns...caught three passes for 20 yards (6.7 avg.)...returned 16 kickoffs for 290 yards (18.1 avg.) with one touchdown.

## Isaac Redman

## PERSONAL

Attended Paulsboro High School (Paulsboro, N.J.)...nicknamed Vic...two-time Gloucester County Player of Year (2001-2003)...All-State first-team (2003)...three-time All Conference first-team (2000-2003)...state Wres-

ting Champion - 215 lbs. (2003)...All-South Jersey first-team (2003)...has one sister, Victoria...son of Leslie Redman and Victor Harvey...Full name: Isaac Redman.

## Redman's 2010 Game-by-Game Statistics

Date	Opponent	GP	GS	RUSHING					RECEIVING				
				Att	Yds	Avg	Lg	TD	No	Yds	Avg	Lg	TD
9/12	ATLANTA	1	0	6	19	3.2	6	0	0	0	0.0	0	0
9/19	at Tennessee	1	0	4	8	2.0	6	0	1	3	3.0	3	0
9/26	at Tampa Bay	1	0	5	31	6.2	16	0	1	9	9.0	9	0
10/3	BALTIMORE	1	0	0	0	0.0	0	0	1	6	6.0	6	0
10/17	CLEVELAND	1	0	6	31	5.2	13	0	0	0	0.0	0	0
10/24	at Miami	1	0	3	9	3.0	6	0	0	0	0.0	0	0
10/31	at New Orleans	1	0	3	19	6.3	15	0	0	0	0.0	0	0
11/8	at Cincinnati	1	0	2	2	1.0	1	0	0	0	0.0	0	0
11/14	NEW ENGLAND	1	0	0	0	0.0	0	0	0	0	0.0	0	0
11/21	OAKLAND	1	0	5	27	5.4	17	0	1	16	16.0	16	1
11/28	at Buffalo	1	0	5	25	5.0	9	0	0	0	0.0	0	0
12/5	at Baltimore	1	0	4	10	2.5	12	0	2	23	11.5	14	1
12/12	CINCINNATI	1	0	1	4	4.0	4	0	1	6	6.0	6	0
12/19	N.Y. JETS	1	0	1	7	7.0	7	0	0	0	0.0	0	0
12/23	CAROLINA	1	0	4	43	8.6	23	0	1	2	2.0	2	0
1/2	at Cleveland	1	0	3	12	4.0	5	0	1	7	7.0	7	0
<b>SEASON TOTALS</b>		<b>16</b>	<b>0</b>	<b>52</b>	<b>247</b>	<b>4.8</b>	<b>23</b>	<b>0</b>	<b>9</b>	<b>72</b>	<b>8.0</b>	<b>16</b>	<b>2</b>

Date	Opponent	No	FC	PUNT RETURNS				KICKOFF RETURNS					
				Yds	Avg	Lg	TD	No	Yds	Avg	Lg	TD	
9/12	ATLANTA	0	0	0	0.0	0	0	0	0	0	0.0	0	0
9/19	at Tennessee	0	0	0	0.0	0	0	0	0	0	0.0	0	0
9/26	at Tampa Bay	0	0	0	0.0	0	0	0	0	0	0.0	0	0
10/3	BALTIMORE	0	0	0	0.0	0	0	0	0	0	0.0	0	0
10/17	CLEVELAND	0	0	0	0.0	0	0	0	0	0	0.0	0	0
10/24	at Miami	0	0	0	0.0	0	0	0	0	0	0.0	0	0
10/31	at New Orleans	0	0	0	0.0	0	0	0	1	20	20.0	20	0
11/8	at Cincinnati	0	0	0	0.0	0	0	0	0	0	0.0	0	0
11/14	NEW ENGLAND	0	0	0	0.0	0	0	0	1	20	20.0	20	0
11/21	OAKLAND	0	0	0	0.0	0	0	0	2	41	20.5	21	0
11/28	at Buffalo	0	0	0	0.0	0	0	0	0	0	0.0	0	0
12/5	at Baltimore	0	0	0	0.0	0	0	0	0	0	0.0	0	0
12/12	CINCINNATI	0	0	0	0.0	0	0	0	0	0	0.0	0	0
12/19	N.Y. JETS	0	0	0	0.0	0	0	0	0	0	0.0	0	0
12/23	CAROLINA	0	0	0	0.0	0	0	0	0	0	0.0	0	0
1/2	at Cleveland	0	0	0	0.0	0	0	0	0	0	0.0	0	0
<b>SEASON TOTALS</b>		<b>0</b>	<b>0</b>	<b>0</b>	<b>0.0</b>	<b>0</b>	<b>0</b>	<b>0</b>	<b>4</b>	<b>81</b>	<b>20.3</b>	<b>21</b>	<b>0</b>

## POSTSEASON

Date	Opponent	GP	GS	RUSHING					RECEIVING				
				Att	Yds	Avg	Lg	TD	No	Yds	Avg	Lg	TD
1/15	BALTIMORE	1	0	1	4	4.0	4	0	0	0	0.0	0	0
1/23	N.Y. JETS	1	0	4	27	6.8	13	0	0	0	0.0	0	0
2/6	vs. Green Bay	1	0	2	19	9.5	16	0	0	0	0.0	0	0
<b>POSTSEASON TOTALS</b>		<b>3</b>	<b>0</b>	<b>7</b>	<b>50</b>	<b>7.1</b>	<b>16</b>	<b>0</b>	<b>0</b>	<b>0</b>	<b>0.0</b>	<b>0</b>	<b>0</b>

Date	Opponent	No	FC	PUNT RETURNS				KICKOFF RETURNS					
				Yds	Avg	Lg	TD	No	Yds	Avg	Lg	TD	
1/15	BALTIMORE	0	0	0	0.0	0	0	0	0	0	0.0	0	0
1/23	N.Y. JETS	0	0	0	0.0	0	0	0	0	0	0.0	0	0
2/6	vs. Green Bay	0	0	0	0.0	0	0	0	1	12	12.0	12	0
<b>POSTSEASON TOTALS</b>		<b>0</b>	<b>0</b>	<b>0</b>	<b>0.0</b>	<b>0</b>	<b>0</b>	<b>0</b>	<b>1</b>	<b>12</b>	<b>12.0</b>	<b>12</b>	<b>0</b>



Isaac Redman

## Redman's Career Statistics

## REGULAR SEASON

Year	Team	GP	GS	RUSHING					RECEIVING				
				Att	Yds	Avg	Lg	TD	No	Yds	Avg	Lg	TD
2010	Pittsburgh	16	0	52	247	4.8	23	0	9	72	8.0	16t	2
NFL Totals		16	0	52	247	4.8	23	0	9	72	8.0	16t	2

Year	Team	No	FC	PUNT RETURNS			TD	KICKOFF RETURNS				
				Yds	Avg	Lg		No	Yds	Avg	Lg	TD
2010	Pittsburgh	0	0	0	0.0	0	0	4	81	20.3	21	0
NFL Totals		0	0	0	0.0	0	0	4	81	20.3	21	0

Career Special Teams Tackles (1): 1 in '10.

## POSTSEASON

Year	Team	GP	GS	RUSHING					RECEIVING				
				Att	Yds	Avg	Lg	TD	No	Yds	Avg	Lg	TD
2010	Pittsburgh	3	0	7	50	7.1	16	0	0	0	0.0	0	0
NFL Totals		3	0	7	50	7.1	16	0	0	0	0.0	0	0

Year	Team	No	FC	PUNT RETURNS			TD	KICKOFF RETURNS				
				Yds	Avg	Lg		No	Yds	Avg	Lg	TD
2010	Pittsburgh	0	0	0	0.0	0	0	1	12	12.0	12	0
NFL Totals		0	0	0	0.0	0	0	1	12	12.0	12	0

## BEN ROETHLISBERGER QB

HEIGHT - 6-5

WEIGHT - 241

COLLEGE - Miami (Ohio)

BIRTHDATE - March 2, 1982

BIRTHPLACE - Corey Rawson, Ohio

HOW ACQUIRED - D-1-'04 (#11)

NFL EXPERIENCE - 8th Year

7



PRO

[99-98/13-13]: Signed an eight-year contract during

the 2008 offseason to keep him with the team through 2015...has quickly evolved into one of the NFL's most consistent quarterbacks as he owns a 92.5 career passer rating, the best in Steelers' history...owns the Steelers' top five single-season records for QB rating...has guided the team to two Super Bowl victories (XL, XLII), becoming the second-youngest QB to win his second Super Bowl (Tom Brady)...helped the Steelers become the first team to win three road play-off games and the Super Bowl in 2005...became the youngest starting quarterback to win a Super Bowl at just 23 years old...has compiled an impressive 69-29 (.704) record as a starter in the regular season and an 10-3 (.769) mark in the postseason...became the fifth QB since the NFL merger (1970) to lead his team to the conference title in three of his first five seasons (Roger Staubach, Bernie Kosar, Tom Brady, Donovan McNabb)...his 51 wins in his first five seasons were the most by a QB in league history, surpassing such QBs as Otto Graham, Dan Marino, Tom Brady and John

Elway...has engineered 23 career regular-season fourth-quarter [and overtime] come-from-behind victories in his first eight seasons...led the team to an NFL rookie record of 13 straight victories and the AFC Championship Game...earned his first Pro Bowl selection following the 2007 season after breaking the team's single-season passing touchdowns mark (32) and passer-rating mark (104.1)...originally drafted by the Steelers in the first round (11th overall) of the 2004 NFL Draft.

**2010** [12-12/3-3]: Started the final 12 games of the regular season at QB after serving a four-game suspension for violating the NFL's personal conduct policy...led the team to a 9-3 record in those 12 starts...finished the season 240-for-389 with 3,200 yards passing, his team-record fifth season with at least 3,000 yards passing...his completion percentage of 61.7 was the sixth-best in team history for a single season...now has five of the top six records for completion percentage in a season...added 17 touchdowns and only five interceptions for a QB rating of 97.0, which was good for fifth in the NFL...was third in the

## Ben Roethlisberger

NFL with an 8.23 yards-per-attempt average...finished the season with 34 carries for 176 rushing yards, which is the second-highest total in a single season for his career...his 5.2 yards-per-carry was also the second-best in his career...had the longest run of his career (31 yards)...added two rushing touchdowns...was the only Steeler other than RB Rashard Mendenhall to have a rushing touchdown...was named AFC Offensive Player of the Week for his Week 17 performance at Cleveland...started all three postseason contests, helping lead the team to Super Bowl XLV...finished the postseason 54-of-91 for 622 yards with four touchdowns and four interceptions for a QB rating of 76.4...added 63 rushing yards and one rushing touchdown...**9/12 vs. Atlanta:** Did not play due to suspension...**9/19 at Tennessee:** Did not play due to suspension...**9/26 at Tampa Bay:** Did not play due to suspension...**10/3 vs. Baltimore:** Did not play due to suspension...**10/17 vs. Cleveland:** Made his first start of the season after serving his four-game suspension...finished 16-of-27 for 257 yards with three touchdowns and one interception...tossed his first touchdown of the season, a 29-yarder to WR Mike Wallace in the second quarter...hit WR Hines Ward for an eight-yard touchdown in the third quarter...tossed a 14-yard touchdown strike to TE Heath Miller with less than two minutes remaining in the game in the fourth quarter...marked his 38th career 100-plus passer rating in the regular season...marked his 15th career regular-season game with at least three touchdown passes...had one rush for five yards...**10/24 at Miami:** Finished 19-of-27 for 302 yards with two touchdowns and zero interceptions...tossed a 21-yard touchdown pass to Ward in the second quarter...connected with Wallace on a 53-yard touchdown in the second quarter...marked his 13th career game with at least 300 yards passing, extending his team record...marked his 21st career fourth-quarter/overtime come-from-behind victory...his 132.0 passer rating was the 38th time in his career that he has posted a passer rating of 100-plus, also extending his team record...**10/31 at New Orleans:** Finished 17-of-28 for 195 yards passing with one interception (66.8 passer rating)...surpassed 20,000 career passing yards...**11/8 at Cincinnati:** Finished 17-of-27 for 163 yards with one touchdown and one interception...had five rushes for 13 yards, including a long of 12 yards...tossed an eight-yard touchdown pass to Ward late in the first half to give Pittsburgh a 17-7 lead...**11/14 vs. New England:** Finished 30-of-49 for 387 yards with three touchdowns and

one interception...tossed a six-yard touchdown pass to WR Emmanuel Sanders in the fourth quarter...threw two touchdowns to Wallace in the fourth quarter, a 15-yarder and a 33-yarder...had his 14th career 300-yard passing game, including his second this season...marked his 15th career regular-season game with at least three touchdown passes...had one rush for 12 yards...**11/21 vs. Oakland:** Finished 18-of-29 for 275 yards with three touchdowns and no interceptions...scored on a 16-yard touchdown run in the second quarter, his first rushing touchdown of the season and 11th of his career in the regular season...had a career-long 31-yard run in the fourth quarter...finished the game with a career-high 55 yards rushing, breaking his previous high of 49 yards rushing (11/11/07 vs. Cleveland)...tossed a 22-yard touchdown to Sanders in the second quarter...added a 53-yard touchdown pass to Wallace on the first play of the fourth quarter...found RB Isaac Redman for a 16-yard touchdown with less than two minutes remaining in the game...marked his 16th career regular-season game with at least three touchdowns...marked his 39th career game that he has posted a passer rating on at least 100.0...**11/28 at Buffalo:** Finished 20-of-33 for 246 yards passing with no touchdowns or interceptions...had an 18-yard run in the fourth quarter on a third-and-16 play...posted his second fourth quarter/overtime game-winning drive on the year and 22nd of his career...had one punt for 35 yards...**12/5 at Baltimore:** Finished 22-of-38 for 253 yards, one touchdown and one interception...tossed a nine-yard touchdown pass to Redman with less than three minutes remaining in the game...marked his third fourth quarter/overtime game-winning drive of the year (23rd of his career)...**12/12 vs. Cincinnati:** Finished 21-of-33 for 258 yards with no touchdowns or interceptions...rushed three times for 23 yards, including a long of 13 yards...**12/19 vs. N.Y. Jets:** Finished 23-of-44 for 264 yards with one touchdown and no interceptions...tossed a nine-yard touchdown pass to TE Matt Spaeth midway through the second quarter...had two rushes for 25 yards, including a 22-yarder...**12/23 vs. Carolina:** Finished 22-of-32 for 320 yards with one touchdown and no interceptions...tossed a 43-yard touchdown to Wallace in the second quarter, marking the seventh time in team history the tandem has combined for a touchdown of at least 40 yards, tying the team record held by Bubby Brister and Louis Lipps...finished the first half with 259 yards passing, which are the most yards passing in the first half of his career, surpassing his previous first-half



## Ben Roethlisberger

best of 239 yards [Oct. 18, 2009 vs. Cleveland and Oct. 5, 2008 at Jacksonville]...posted his 15th career game passing for at least 300 yards and third of the season...scored a one-yard rushing touchdown with five minutes remaining in the first half, his second rushing touchdown of the season...**1/2 at Cleveland:** Named AFC Offensive Player of the Week for this Week 17 performance...finished 15-of-22 for 280 yards with two touchdowns and no interceptions for a season-high 141.3 passer rating...has thrown a personal-best 158 consecutive passes without an interception, the longest streak for the Steelers since QB Kordell Stewart had a streak of 159 consecutive passes without an interception in 2001...tossed a 56-yard touchdown pass to Wallace on the Steelers' first offensive play of the game, marking the eighth time the duo has posted a touchdown of at least 40 yards (most in team history)...hit Miller for a four-yard touchdown late in the first half...surpassed 3,000 yards passing for the fifth consecutive season, extending his team record...rushed four times for 24 yards, including a long of 10 yards...

**AFC Divisional Game 1/15 vs. Baltimore:** Finished 19-of-32 for 226 yards with two touchdowns and no interceptions...tossed a nine-yard touchdown pass to Miller in the third quarter...added an eight-yard touchdown pass to Ward later in the third quarter...marked his sixth career multi-touchdown game of his postseason career...added six rushes for 11 yards...**AFC Championship Game 1/23 vs. N.Y. Jets:** Finished 10-of-19 for 133 yards with no touchdowns and two interceptions...improved to 10-2 all-time in the postseason...became the eighth quarterback to start four Conference Championship games in his first seven seasons...tallied a two-yard rushing touchdown in the second quarter, his third career rushing touchdown...finished with 11 rushes for 21 yards, the 11 rushes are a career postseason high...team improved to 3-0 when he had a rushing touchdown in the postseason...

**Super Bowl XLV 2/6 vs. Green Bay:** Started his third Super Bowl in his first eight seasons in the NFL...finished 25-of-40 for 263 yards and two touchdowns...threw an eight-yard touchdown pass to Ward prior to halftime...threw a 25-yard touchdown to Wallace in the fourth quarter...added 31 yards rushing on four carries.

**2009 (15-15):** Broke the team's single-season passing record, single-season completions record and record for most 300-yard passing games with five...broke the Steelers' single-game passing record

with 503 yards...the 503 yards were the 10th highest total in league history...also set the Steelers' record for highest completion percentage in a single-season...threw 26 touchdowns and ran for two touchdowns...named AFC Offensive Player of the Week for his week 15 performance...missed one game due to head injury...**9/10 vs. Tennessee:** Made his 17th consecutive start at QB...completed 33-of-43 passes (76.7 pct.) for 363 yards with one touchdown and two interceptions for a passer rating of 89.6...rushed once for three yards...was the eighth 300-yard passing performance of his career and his second straight versus Tennessee...posted his 18th career come-from-behind victory...improved to 16-5 in the regular season in games decided by six points or less...his 363 passing yards are the most for a Steeler in a season opener (since 1970), surpassing Terry Bradshaw's 319 passing yards against Kansas City on Sept. 6, 1981...became just the second QB in team history to reach 15,000 passing yards (15,337)...moved into second place on the team's all-time list for pass completions (1,222) ahead of Kordell Stewart (1,190)...**9/20 at Chicago:** Made his 18th consecutive start at QB...completed 23-of-35 passes (65.7 pct.) for 221 yards with one touchdown and one interception...rushed three times for six yards (2.0 avg.) with one touchdown...threw a one-yard touchdown pass to TE Matt Spaeth on the first drive of the game...ran for a two-yard touchdown in the third quarter, his 11th career rushing touchdown in the regular season...**9/27 at Cincinnati:** Made his 19th consecutive start at QB...completed 22-of-31 passes (71.0 pct.) for 276 yards with one touchdown and one interception for a passer rating of 95.6...rushed twice for three yards (1.5 avg.) with one touchdown...was his 12th career rushing touchdown and his second in as many games...connected with Willie Parker for a 27-yard touchdown in the first quarter...**10/4 vs. San Diego:** Made his 20th consecutive start at QB...completed 26 of 33 passes (79 pct.) for 333 yards with two touchdowns for a passer rating of 128.9...rushed four times for three yards...marked as the ninth time Roethlisberger surpassed 300 yards passing in his career...**10/11 at Detroit:** Made his 21st consecutive start at QB...completed 23-of-30 passes (76.6 avg.) for 277 yards with three touchdowns with one interception for a passer rating of 123.9...**10/18 vs. Cleveland:** Made his 22nd consecutive start at QB...completed 23-of-35 passes (65.7 avg.) for 417 yards with two touchdowns and one interception for a passer rating of 113.6...marked as his second

## Ben Roethlisberger

highest career passing yardage total behind 433 vs. Denver on Nov. 5, 2006...**10/25 vs. Minnesota:** Made his 23rd consecutive start at QB...completed 14-of-26 passes (53.8 avg.) for 175 yards with one touchdown for a passer rating of 87.8...threw one touchdown to WR Mike Wallace for 40 yards...**11/9 at Denver:** Made his 24th consecutive start at QB...completed 21-of-29 passes (72.4 avg.) for 233 yards with three touchdowns for a passer rating of 116.0...threw two touchdowns to WR Hines Ward...threw one touchdown to WR Mike Wallace for 25 yards...marked as his 32nd career game with a 100-plus passer rating game breaking the record previously held by Hall of Fame QB Terry Bradshaw...**11/15 vs. Cincinnati:** Made his 25th consecutive start at QB...completed 20-of-40 passed (50.0 pct.) for 174 yards...rushed twice for 16 yards (8.0 avg.) with a long of 15...**11/22 at Kansas City:** Made his 26th consecutive start at QB...completed 32-of-42 passes for 398 yards (76.2 avg.) with three touchdowns for a passer rating of 109.0...left the game due to a head injury late in overtime...posted his club-record 11th 300-yard passing game of his career and fourth of the season...**11/29 at Baltimore:** Was inactive due to a head injury...**12/6 vs. Oakland:** Made his 11th start of the season after returning from a head injury...completed 18-of-24 passes (75.0 pct.) for 278 yards with two touchdowns...extended his club record with his 34th career 100-plus passer rating game...surpassed 3,000 yards for the fourth straight season, the most in team history...**12/10 at Cleveland:** Made his 12th start of the season at QB...completed 18-of-32 passes (56.3 pct.) for 201 yards with a long of 24 for a QB passer rating of 75.1...**12/20 vs. Green Bay:** Made his 13th start of the season at QB... completed 29-of-46 passes (63.0 pct.) for a career-high and club-record of 503 yards along with three touchdowns...joined Pro Hall of Famers Y.A. Tittle and Warren Moon as the only quarterbacks in the NFL to throw for at least 500 yards with three touchdowns and without an interception... has 3,849 passing yards on the season, eclipsing the team's single-season record of passing yards previously held by Hall of Famer Terry Bradshaw...broke the single-season completions mark by Tommy Maddox...is the 10th player in NFL history with 500 yards of passing...marked his fifth 300-yard passing game of the season, which is a team record...**12/27 vs. Baltimore:** Made his 14th start of the season at QB... completed 17-of-33 passes (51.5 pct.) for 259 yards with one touchdown...became the first quarterback in team history to eclipse the 4,000-yard passing mark

in a single season...posted his second consecutive fourth quarter/overtime game-winning drive, giving him three for the season and 20 for his career in the regular season...**1/3 at Miami:** Made his 15th start of the season at QB...completed 18-of-27 passes (66.6 pct.) for 220 yards and three touchdowns for a passer rating of 128.6.

**2008 (16-16/3-3):** Started all 16 regular-season games for the first time in his career...completed 281-of-469 passes (59.9 pct.) for 3,301 yards with 17 touchdowns and 15 interceptions for a passer rating of 80.1...rushed 34 times for 101 yards (3.0 avg.) with two touchdowns...named AFC Offensive Player of the Week and FedEx Air Player of the Week after completing 26-of-41 passes (63.4 pct.) for 309 yards with three touchdowns and one interception in a Week 5 victory at Jacksonville...surpassed 1,000 career completions (1,189) during the October 19 win at Cincinnati...moved into second place on the team's all-time passing yardage list (14,974), passing Kordell Stewart (13,328) in Week 10 against the Colts...second-quarter touchdown pass to Santonio Holmes at Tennessee on December 21 was his 100th career touchdown pass...with 3,301 passing yards, became the first quarterback in franchise history to top 3,000 yards in three consecutive seasons...his 329 passing yards December 21 at Tennessee gave him his franchise-best seventh career 300-yard passing performance...with a win in the regular-season finale against Cleveland, improved to 51-20 (.718 pct.) as a starter, the most wins in NFL history by a quarterback in his first five seasons...started all three postseason games...his 65-yard touchdown pass to Holmes in the AFC Championship Game was his postseason career long...tossed the game-winning touchdown strike to Holmes with 35 seconds remaining in Super Bowl XLIII...joined Tom Brady as the only active quarterbacks with multiple Super Bowl wins...his eight playoff wins during his first five seasons trail only Brady (9) all-time...**9/7 vs. Houston:** Completed 13-of-14 passes for 137 yards with two touchdowns for a passer rating of 147.0...registered his 27th career 100-plus passer rating performance...his 92.9 completion percentage was the highest single-game mark of his career...has now thrown for multiple touchdowns in three straight games dating back to last season and has thrown at least one touchdown in five straight games dating back to last season...**9/14 at Cleveland:** Made his 57th career start at QB and finished 12-of-19 (63.2 pct.) for 186 yards with one touchdown and a



## Ben Roethlisberger

passer rating of 113.0...was his 29th career 100-plus passer rating performance...had one rush for zero yards...**9/21 at Philadelphia:** Made his 58th career start at QB...finished 13-of-25 passing with 131 yards, one interception and a passer rating of 50.6...rushed four times for six yards (1.5 avg.)...became the 4th quarterback in team history (Terry Bradshaw, Kordell Stewart and Neil O'Donnell) to surpass 12,000 career passing yards (12,120)...**9/29 vs. Baltimore:** Made his 59th career start at QB...finished 14-of-24 for 191 yards with one touchdown and one interception for a passer rating of 80.4...rushed twice for three yards (1.5 avg.)...threw a 38-yard touchdown pass, his fourth of the season, to Antonio Holmes in the third quarter...**10/5 at Jacksonville:** Made his 60th career start at QB...finished 26-of-41 for 309 yards with a season-high three touchdowns and one interception for a passer rating of 100.6...hit Hines Ward for the game-winning touchdown pass with under two minutes remaining in the game...posted his first 300-yard passing game of the season and the fifth of his career, tying him for second on the team's all-time list with O'Donnell...had his 30th career game (including post-season) with a 100-plus passer rating...has 10 career games where he has thrown for at least three touchdowns...had two rushes for two yards (1.0 avg.)...owns a 43-17 (.717 pct.) career record as a starter...named AFC Offensive Player of the Week...**10/19 at Cincinnati:** Made his 61st consecutive start at QB...finished 17-for-28 (60.7 pct.) for 216 yards with two touchdowns and a passer rating 108.6...was his 31st career game with a passer rating of over 100, which is second in team history behind Terry Bradshaw's 37...was his fourth 100-plus passer rating performance of the season...surpassed 1,000 career completions (1,004) when he hit Heath Miller for a seven-yard gain in the third quarter...threw a 50-yard touchdown pass to Nate Washington in the fourth quarter...owns a 20-4 career record (including the postseason) against AFC North Division opponents and has won nine straight games against divisional foes as a starter...**10/26 vs. New York Giants:** Started his 62nd career game...completed 13-of-29 passes for 189 yards with one touchdown and four interceptions for a passer rating of 38.5...his 65-yard touchdown pass to Washington in the third quarter was a season long...with his 10-yard completion to Ward with 6:42 remaining in the third quarter, he surpassed O'Donnell for third place on the team's all-time passing list (13,025 yards)...four interceptions tied a career high first established on Oct. 29,

2006 at Oakland...rushed once for three yards...**11/3 at Washington:** Made his eighth consecutive start at QB...finished 5-of-17 for 50 yards with one interception and a passer rating of 15.1...had one rush for one yard and his first rushing touchdown of the season...improved to 10-4 as a starter in primetime games, including a 5-2 record on Monday Night Football...left the game at halftime with a shoulder injury...**11/9 vs. Indianapolis:** Made his ninth consecutive start at QB...finished 29-for-41 (70.7 pct.) for 280 yards with three interceptions and a passer rating of 60.0...had a long pass of 41 yards to Ward on a flea flicker in the second quarter, setting up a one-yard touchdown run by Mewelde Moore...moved into second place on the team's all-time passing yardage list with 13,355 yards, passing Kordell Stewart (13,328)...**11/16 vs. San Diego:** Made his 10th consecutive start at QB...finished 31-for-41 (75.6 pct.) for 308 yards and a passer rating of 96.4...marked his sixth career 300-yard passing performance, which tied him with Tommy Maddox for second on the team's all-time list...was his second 300-yard passing game of the season...engineered his 15th career fourth-quarter come-from-behind victory in the regular-season and his third of 2008...was a perfect 6-for-6 for 62 yards on the game-winning drive...**11/20 vs. Cincinnati:** Made his 11th consecutive start at QB...finished 17-of-30 (56.7 pct.) for 243 yards passing with one touchdown and no interceptions for a passer rating of 94.2...had three rushes for 13 yards (4.3 avg.) with one rushing touchdown...hit TE Heath Miller for a three-yard touchdown pass in the second quarter...had an eight-yard touchdown run in the fourth quarter to cap the scoring...was his second rushing touchdown of the season and the 10th of his career...improved the Steelers' record to 10-0 in the regular season when Roethlisberger has a rushing touchdown...**11/30 at New England:** Made his 12th consecutive start at QB...finished 17-of-33 (51.5 pct.) for 179 yards with two touchdowns and one interception for a passer rating of 75.2...rushed three times for six yards (2.0 avg.) with a long of five yards...hit Holmes for a 19-yard touchdown pass late in the first half...tossed an 11-yard touchdown pass to Ward in the third quarter...improved to 48-19 (.716) as a starting quarterback, tying him with Otto Graham, Dan Marino and Tom Brady for the most wins in NFL history by a starting quarterback in his first five seasons in the league (since 1950)...surpassed 14,000 career passing yards (14,085)...**12/7 vs. Dallas:** Made his 13th consecutive start at QB...finished 17-of-

## Ben Roethlisberger

33 for 204 yards with one touchdown for a passer rating of 80.9...tossed a game-tying, six-yard touchdown pass to Miller with just over two minutes remaining in the game...rushed five times for 17 yards (3.4 avg.) with a long of nine yards...was the 16th fourth-quarter come-from-behind victory of his career...improved to 49-19 (.721 pct.) all-time as a starting quarterback, breaking the NFL record for wins by a starting quarterback in his first five seasons in the NFL...**12/14 at Baltimore:** Played in his 70th career game and made his 14th consecutive start at QB...finished 22-of-40 for 246 yards with one touchdown and zero interceptions for a passer rating of 81.9...rushed four times for 21 yards (5.3 avg.)...engineered his 17th career regular-season, fourth-quarter come-from-behind victory with a 12-play drive that ended with a four-yard touchdown pass to Holmes with 43 seconds left in the game...was 7-for-11 for 89 yards and the touchdown on the game-winning drive...became the first quarterback in NFL history to win 50 games in his first five seasons (50-19, .725 pct.)...**12/21 at Tennessee:** Made his 70th career start...finished 25-for-39 for a season-high 329 yards passing with two touchdowns and two interceptions for a passer rating of 86.4...had three rushes for 14 yards (4.7 avg.) with a long of nine yards...hit Holmes for a 31-yard touchdown pass in the second quarter...had a 21-yard touchdown pass to Ward in the third quarter...surpassed 3,000 passing yards (3,191) for the third consecutive season, becoming the first quarterback in team history to accomplish that feat...his touchdown pass to Holmes was the 100th passing score of his career, making him the second quarterback in team history (Bradshaw) to eclipse that mark...his 329 yards marked the seventh 300-yard passing game of his career, breaking the team record of six, which he previously shared with Maddox...**12/28 vs. Cleveland:** Made his 16th consecutive start at QB...finished 9-of-14 for 110 yards with one interception for a passer rating of 58.6...left the game in the second quarter with a concussion...**AFC Divisional Game 1/11 vs. San Diego:** Started his eighth consecutive postseason game at QB...finished 17-of-26 for 181 yards passing with one touchdown for a passer rating of 98.4...tossed an eight-yard touchdown to Miller on the first drive of the third quarter...had a 25-yard punt on the first drive of the game, his third career punt...improved to 6-2 all-time as a starter in the postseason...**AFC Championship Game 1/18 vs. Baltimore:** Started his ninth consecutive postseason game at QB...finished 16-of-33 for 255 yards with one touch-

down for a passer rating of 84.8...hit Holmes for a 65-yard touchdown in the second quarter, the longest pass in his postseason career...improved to 7-2 as a starter in the postseason...his seven postseason wins are the second-most playoff wins by a quarterback in the first five seasons of their career, surpassing Hall of Famer Troy Aikman (6) and trailing only Tom Brady (9)...**Super Bowl XLIII 2/1 vs. Arizona:** Started his 10th consecutive postseason game at QB...finished 21-of-30 for 256 yards with one touchdown and one interception for a passer rating of 93.2...tossed the game-winning six-yard touchdown pass to Holmes with 35 seconds left in regulation...rushed four times for two yards (0.5 avg.) with a long of four yards...joined Tom Brady as the only active quarterbacks with multiple Super Bowl wins...completed 5-of-7 passes for 84 yards on the game-winning drive...surpassed 2,000 career postseason passing yards (2,239)...his eight playoff wins during his first five seasons trail only Brady (9) all-time.

**2007 (15-15-1-1):** Started the first 15 games and the AFC Wild Card Game against Jacksonville...was inactive for the Week 17 loss at Baltimore...named to his first Pro Bowl...was FedEx Air Player of the Week in Weeks 9 and 16...named AFC Offensive Player of the Week in Weeks 10 and 16...completed 264-of-404 passes for 3,154 yards and a team-record 32 touchdown passes...passer rating of 104.1 was a team record and was second in the NFL behind Tom Brady...set a team record with touchdown passes in 15 straight games...with a 39-16 career record (.709 pct.), he ranks second behind Tom Brady in winning percentage among active quarterbacks...his 65.1% completion percentage was the second-best of both his career and in team history...tossed a career-high five touchdown passes in the Week 9 win over Baltimore...also had a perfect 158.3 passer rating in that game (second perfect passer rating of his career)...had his third career perfect passer rating and second of the season in the Week 16 win over St. Louis...broke the single-game completion percentage mark of 85.7% (18 of 21) in the Week 12 win over the Dolphins...tied a team record by passing for over 3,000 yards for the second consecutive year...set a career high and finished second in the league behind Vince Young with 204 rushing yards on 35 attempts (5.8 avg.)...ran for two touchdowns...his 30-yard touchdown run in a Week 10 win over Cleveland was a career-long...17 of his 35 rushes went for first downs...set postseason career highs with 29 completions, 42 attempts and



## Ben Roethlisberger

337 yards in the loss to Jacksonville...his 337 yards and 29 completions against the Jaguars were both the third highest marks in team postseason history...also threw two touchdown passes and three interceptions, which tied a playoff career high...**9/9 at Cleveland:** Completed 12-of-23 passes for 161 yards, with a then-career-high four TDs...finished the game with a passer rating of 114.3...posted his 19th regular-season 100+ passer rating game and extended his winning streak to the same in games where he accomplished that feat...his four touchdowns helped him surpass Jim Finks to become the fifth leading touchdown passer in Steelers' history...**9/16 vs. Buffalo:** Completed 21-of-34 passes for 242 yards, with two TDs...had a passer rating of 80.8...became the Steelers' 7th all-time passing leader, surpassing Mark Malone...also moved into sixth place on the all-time completions list in Steelers' history with 677...**9/23 vs. San Francisco:** Connected on 13-of-20 passes for 160 yards, with one TD...finished the game with a passer Rating of 106.2...had his 20th regular-season 100+ passer rating and extended his winning streak to the same in games where he hit that mark...took sole possession of the fifth position on the Steelers' all-time career passing yardage list, with 9,082...tied Mark Malone for fifth place on the Steelers' all-time completions list with 690...his 1,109 passing attempts surpassed Tommy Maddox for eighth place on the Steelers' all-time passing attempts list...**9/30 at Arizona:** Started at QB and passed for 242 yards and two TDs...completed 17-of-32 passes (53.1%) and finished the day with a passer rating of 72.9...also rushed four times for 26 yards with a long of 16 yards late in the game...both of his TD passes were to Santonio Holmes with one being the 43-yard long late in the first quarter...his second TD strike of the day was a seven-yard pass, which came with 1:49 left in the game, bringing the Steelers within a touchdown of the Cardinals...took sole possession of the fifth position on the Steelers' all-time completions list with 707...also moved up to fifth on the Steelers' all-time passing yardage list (9,326), passing Bobby Layne...**10/7 vs. Seattle:** Made his 45th career start at QB and completed 18-of-22 passes for 206 yards (11.4 avg.) and one TD...finished the game with a passer rating of 120.8...passed Bobby Layne on the all-time passing attempts list with 1,163 career attempts...went 9-of-9 passing in the second half and connected on his last 13 passes of the game...**10/21 at Denver:** Registered his 46th career start and finished the day completing 24-of-35

of his passes for a season-high 290 yards (12.1 avg.) including a long of 40 yards...also tied his then-season and career-high with four TD passes...had a passer rating of 108.0...was the fourth time he finished a game with a passer rating over 100 in 2007...**10/28 at Cincinnati:** Started his 22nd game at QB...went 19-of-26 passing for 230 yards (12.1 avg.) including a 42-yard long to Holmes...also finished the day with two TD passes, both to Hines Ward...eclipsed 1,500 passing yards for the season (1,533) and 10,000 (10,052) career passing yards...had a passer rating of 109.5, giving him five games with a 100+ passer rating, matching his season totals from 2005 and 2006...also helped improve the Steelers' record to 24-1 in games where he has a passer rating over 100...**11/5 vs. Baltimore:** Finished 13-of-16 passing for 209 yards with a career-high five TD passes for a perfect passer rating of 158.3...it marked his second career perfect passer rating...his five TD passes tied a Monday Night Football record for most TD passes...has 72 career TD passes, which ranks second on the team's all-time list...hit TE Heath Miller on the team's second drive of the game to put Pittsburgh ahead 7-0...it marked the 13th consecutive game he has thrown at least one TD pass...connected with Holmes for a 15-yard TD pass in the first quarter...it was Roethlisberger's 69th career TD pass, moving him past Neil O'Donnell for third place on the team's all-time list...moved into fourth place on the team's all-time completions list ahead of Bubby Brister (776), with 781 completions...moved into fourth place on the team's all-time passing yardage list ahead of Bubby Brister (10,104), with 10,261 career passing yards...**11/11 vs. Cleveland:** Played in his 50th career game, while making his 24th consecutive start at QB...finished 23-of-34 for 278 yards passing with two TDs and one interception (99.9 passer rating)...added 49 yards rushing on five attempts (9.8 avg.) with one rushing TD...had a career-long 30-yard TD run in the fourth quarter that gave Pittsburgh a 24-21 lead...extended his streak to 14 consecutive games with a passing TD...reached a career-high 22 TDs on the year, tying him for fourth on the Steeler's single-season TD list with Terry Bradshaw...led the team to a fourth-quarter, game-winning drive for the 10th time in his career and the first time this season...**11/18 at New York Jets:** Made his 50th career start at QB...finished the game 15-of-25 passing for 195 yards (13.0 avg.) with one TD pass and one interception (81.2 passer rating)...also had two rushes for five yards (2.5 avg.)...**11/26 vs. Miami:** Tallied his

## Ben Roethlisberger

26th consecutive start...finished 18-of-21 for 165 yards with no TDs and one interception (79.6 passer rating)...his 85.7 completion percentage broke the single-game record for the Steelers, previously held by Kordell Stewart (84.6%)...he completed 15 passes in a row at one point in the game, tying Bubby Brister's 1989 team record for consecutive completions...completed passes to eight different receivers...**12/2 vs. Cincinnati:** Made his 27th consecutive start at QB...finished 21-of-32 for 184 yards passing with two TDs and two interceptions (75.5 passer rating)...also had six rushes for 13 yards and a TD...had a six-yard TD run with 8:31 left in the second quarter to tie the game at 7-7, which marked his second rushing TD of the season and the eighth of his career...hit Ward for a two-yard TD pass late in the first half to give Pittsburgh a 17-7 halftime lead, which marked his career-best 24th TD pass of the year, tying him for third place on the team's single-season TD passing list with Terry Bradshaw, who accomplished the same feat in 1980...threw an eight-yard TD pass to Ward late in the third quarter, giving him a career-best 25 TDs on the season...**12/9 at New England:** Made his 28th consecutive start and finished 19-of-32 passing for 187 yards with one TD and no interceptions (86.3 passer rating)...hit RB Najeh Davenport for a 32-yard TD pass in the second quarter, giving him a career-best 26 passing TDs on the season, which tied him with Terry Bradshaw for second place on the team's single-season passing TD list...rushed for 24 yards (6.0 avg.)...moved into fifth place on the team's all-time passing attempts list (1,384) ahead of Jim Finks...**12/16 vs. Jacksonville:** Played in his 55th career game, while starting at QB...finished 15-of-32 for 142 yards with three TDs (90.9 passing rating)...completed passes to seven different receivers in the game...rushed two times for 15 yards (7.5 avg.), both of which resulted in a Steelers' first down...his three TD passes allowed him to surpass Terry Bradshaw for the most TD passes in a single season in team history with 29...**12/20 at St. Louis:** Made his 55th career and 30th consecutive start at QB...finished 16-of-20 for 261 yards with three TDs and no interceptions, which gave him his third perfect (158.3) passer rating of his career and tying Peyton Manning's NFL record for most games with a perfect passer rating...also had two rushes for 11 yards (5.5 avg.), including a long of nine yards...**12/30 at Baltimore:** Was inactive...**AFC Wild Card Game 1/5 vs. Jacksonville:** Made his seventh postseason start at QB...finished 29-of-42 for 337 yards passing with two TDs and

three interceptions (79.2 pass rating)...his 29 completions, 42 attempts and 337 yards passing were all career highs in the postseason.

**2006 (15-15):** Started every game except the season opener (missed after having appendectomy)...broke the team single-game record for completions as he posted 38 against Denver...his 433 yards passing against Denver were the second-highest total in team history...finished the season with a career-best 3,513 passing yards with 18 touchdowns and 23 interceptions...**9/7 vs. Miami:** Was inactive following an emergency laparoscopic appendectomy earlier in the week...**9/18 at Jacksonville:** Started in his first game of the season just 15 days after undergoing surgery...completed 17-of-32 passes (53.1%) for 141 yards and a quarterback rating of 38.7...**9/24 vs. Cincinnati:** Completed 18-of-39 passes (46.2%) for 208 yards and a long of 36...**10/8 at San Diego:** Passed for 220 yards while completing 20-of-31 attempts...hit a long of 32 and recorded a 58.5 passer rating...**10/15 vs. Kansas City:** Completed 16-of-19 passes (84.2%) for 238 yards and two touchdowns...had a perfect passer rating (158.3) in the first half after completing 13-of-15 passes for 224 yards and two touchdowns...84.2 completion percentage would have ranked as the second highest single-game percentage in Steelers' history, but he came one attempt shy of the minimum 20 needed...hooked up with Nate Washington on a 47-yard touchdown strike, his first of the season...**10/22 at Atlanta:** Had an incredible start before leaving the game after suffering a blow to the head by Chauncey Davis...had completed 16-of-22 passes (72.7%) for 238 yards with three touchdowns and a 147.3 passer rating...passed Ed Brown (5,821) for 10th place on the Steelers' all-time passing list with 6,051 career yards...passed Mike Tomczak (37) for ninth on the Steelers' all-time touchdown passes list...**10/29 at Oakland:** Recorded his third career 300-yard passing game, finishing with 301 yards on 25-of-37 pass attempts...threw one touchdown and recorded a 61.7 passer rating...rushed once for five yards...passed Ed Brown (736) for 10th place on the Steelers' all-time list with 743 career attempts...**11/5 vs. Denver:** Set new career highs in attempts (54), completions (38) and yards (433)...38 completions were a new Steelers' single-game high, surpassing Neil O'Donnell's 34 at Chicago (Nov. 5, 1995)...433 yards was the second-highest single-game total in Steelers' history (Tommy Maddox, 473, Nov. 10, 2002) and marked his first career 400-yard passing game...54 attempts marked



## Ben Roethlisberger

the third highest in Steelers' history...scrambled to find Willie Parker in the end zone for a 15-yard touchdown strike...rushed three times for nine yards...tied Terry Bradshaw with four career 300-yard passing games for third on the Steelers' all-time list...**11/12 vs. New Orleans:** Completed 17-of-28 (60.7%) attempts for 264 yards (9.4-yards per attempt), three touchdowns, no interceptions and a 127.7 passer rating...connected on long touchdown passes to Hines Ward (37 yards) and Cedrick Wilson (38 yards)...hit Heath Miller for a two-yard strike off of a play-action pass...marked the third time this season with 100-plus quarterback rating...surpassed 2,000-yards passing for the third straight season...surpassed 7,000 career passing yards, becoming only the ninth quarterback to accomplish that feat for the Steelers...**11/19 at Cleveland:** Rallied the Steelers for 21 points, including two touchdown passes, in the fourth quarter to defeat Cleveland, 24-20...completed 25-of-44 passes for 272 yards, two touchdowns and a 61.9 passer rating...found Santonio Holmes for a 20-yard touchdown, and hit Parker for the game-winning score from four yards out...passed Tommy Maddox (7,139) for eighth place on the Steelers' all-time passing list with 7,321 yards...had a passer rating of 109.0 in the fourth quarter after completing 18-of-29 passes (62.1%) for 224 yards, two touchdowns and no interceptions to lead the team back from a 10-point deficit...**11/26 at Baltimore:** Completed 21-of-41 passes for 214 yards and a long of 27...also has 577 career completions, passing Bobby Layne (569) for eighth place on the Steelers' all-time list...**12/3 vs. Tampa Bay:** Completed 12-of-25 passes (48%) for 198 yards, two touchdowns and a 85.1 passer rating...connected on touchdown passes of two yards (Jerame Tuman) and 16 yards (Miller)...scrambled before finding Miller for the 16-yard score to give the Steelers a 17-0 lead in the fourth quarter...**12/7 vs. Cleveland:** Completed 11-of-21 passes (52%) for 225 yards, a touchdown and a 106.2 quarterback rating...hit Washington on a 49-yard touchdown to give Pittsburgh an early 7-0 lead...also rushed for a two-yard touchdown...**12/17 at Carolina:** Completed 10-of-17 passes for 125 yards (58.8%), one touchdown and a passer rating of 101.3...hit Najeh Davenport for a 13-yard touchdown (his 50th career touchdown pass)...had five rushes for 12 yards (2.4 avg.) and a long of eight...scored the game's first touchdown on a one-yard run...surpassed 3,000 yards passing on the season for the first time in his career...reached 3,077 yards on the season, passing

Kordell Stewart (3,020, 1997) for sixth place in Steelers' single-season history...410 pass attempts passed Mike Tomczak (401, 1996) for 10th place in Steelers' single season-history...tied Mike Tomczak (973) for ninth place on the Steelers' all-time pass attempts list...246 pass completions tied Neil O'Donnell (1995) for sixth place in Steelers' single-season history...passed Tommy Maddox (603) on the Steelers' all-time completions list with 610...**12/24 vs. Baltimore:** Completed 15-of-31 passes for 156 yards and one touchdown, with a long of 31 yards...moved into fifth place on the Steelers' single-season passing yards list, passing Kordell Stewart (3,109, 2001)...surpassed 8,000 yards passing in his career...surpassed 1,000 pass attempts in his career...passed Mike Tomczak (973) for ninth place on the Steelers' all-time pass attempts list with 1,004...moved into fourth place on the Steelers' all-time single-season pass completion list with 261...**12/31 at Cincinnati:** Completed 19-of-28 passes for 280 yards, one touchdown and a 97.3 passer rating...hit Holmes on a game-winning 67-yard touchdown in overtime...passed Tommy Maddox (3,414, 2003) for second place on the Steelers' all-time single-season passing yardage list with 3,513...passed Kordell Stewart (458, 1998) for fourth place on the team's all-time single-season attempts list with 469...surpassed Neil O'Donnell (270, 1993) for second place on the Steelers' all-time single-season completions list with 280...surpassed Bubby Brister (51) for seventh place on the Steelers' all-time touchdown list...passed Bubby Brister (28) for wins by a Steelers' starting quarterback with 29.

**2005 (12-12/4-4):** Became the youngest starting quarterback in NFL history to win a Super Bowl (23 years old)...guided the Steelers to their first Super Bowl victory in 26 years...became the first quarterback in league history to lead his team to the conference championship game in each of his first two seasons...finished third in the regular season in passer rating with a 98.6 mark...had 17 touchdown passes to just nine interceptions...**9/11 vs. Tennessee:** Threw for a perfect (158.3) passer rating for the first time in his career and for the first time in the NFL since 2003 (Kansas City's Trent Green)...completed 9-of-11 passes for 218 yards and two TDs...11 pass attempts in a game were the fewest by a Steelers' team since Oct. 17, 1977, vs. Cincinnati...rushed three times for five yards...**9/18 at Houston:** Completed 14-of-21 passes for 254 yards, two TDs and a 139.8 passer rating...improved his record as a starter to 15-0 in the regular

## Ben Roethlisberger

season...**9/25 vs. New England:** Suffered first career regular-season loss...gave a gutsy performance coming back from a shoulder injury to complete 12-of-28 passes for 216 yards and two touchdowns and a 93.8 passer rating...led the team on a late nine-play, 51-yard drive that ended when he connected with Hines Ward for a touchdown to tie the game at 20-20...**10/10 at San Diego:** Improved his record to 16-1 as a starter...completed 17-of-26 passes for 225 yards, one TD and a 105.4 passer rating...posted a passer rating of greater than 100.0 for the third time in four games...did not throw an interception for the fourth consecutive game...threw at least one TD pass in fourth consecutive game of the season and in his sixth consecutive game overall...had a long completion of 33 yards to Ward...injured his left knee late in the game and was replaced by Charlie Batch...**10/16 vs. Jacksonville:** Was inactive with a hyper-extended knee...**10/23 at Cincinnati:** Returned to action after missing the previous game with a hyper-extended knee...completed 9-of-14 passes for 93 yards and two touchdowns...threw his first interception of the season, snapping a streak of 94 consecutive attempts without an interception...finished with a passer rating of 93.2...**10/31 vs. Baltimore:** Finished 18-of-30 for 177 yards with two touchdowns and an interception [passer rating of 85.0]...marked the fifth time in six games in 2005 he threw for two touchdowns in a game...connected with TE Heath Miller for a pair of scores...his 30 pass attempts were the most in a game in his two seasons...he had been the first QB since Terry Hanratty to have gone 18 starts into his NFL career without ever throwing 30 passes in a game...engineered the drive that set up K Jeff Reed's 37-yard game-winning field goal...**11/6 at Green Bay:** Missed the game following arthroscopic surgery for a torn meniscus in his right knee...**11/13 vs. Cleveland:** Was inactive with a knee injury...**11/20 at Baltimore:** Was inactive with a knee injury...**11/28 at Indianapolis:** Returned to action after missing three straight weeks with a knee injury...finished 17-of-26 for 133 yards with one touchdown and two interceptions...hit Ward for a 12-yard touchdown pass in the first quarter...also had 21 yards rushing on three carries...**12/4 vs. Cincinnati:** Set then-career highs in attempts (41), completions (29), yards (386) and touchdown passes (3)...had a long throw of 41 yards and a passer rating of 94.2...also threw three interceptions and was sacked twice...rushed once for two yards...hit Ward for touchdown passes of 20 and six yards...completed passes to nine

different receivers...**12/11 vs. Chicago:** Completed 13-of-20 passes for 173 yards with a long of 45, one touchdown and a passer rating of 109.0...hit Ward for a 14-yard touchdown...**12/18 at Minnesota:** Completed 10-of-15 passes for 149 yards (9.9 yards per attempt) with a long of 50...had a passer rating of 99.0, marking the eighth time in his 10 games played that he finished with a rating in the 90s or above...ran six times for seven yards (1.2 avg.) with a long of nine...scored on a three-yard run by diving into the end zone for the game's only touchdown...**12/24 at Cleveland:** Completed 13-of-20 passes for 226 yards (11.3 yards-per-attempt) and a touchdown...had a long of 46 and had a passer rating of 120.0...connected for a seven-yard TD pass to Ward to give the Steelers an early 14-0 lead...improved his record as a starter to 21-3...**1/1 vs. Detroit:** Completed 7-of-16 passes for 135 yards with a long of 43...rushed three times for five yards (1.7 avg.), including a seven-yard touchdown run...improved his record to 22-3 as a starting quarterback...surpassed 5,000 passing yards in his career (5,006)...**AFC Wild Card Game 1/8 at Cincinnati:** Had the best playoff performance of his young career...completed 14-of-19 passes for 208 yards, three TDs and a 148.7 passer rating...did not throw an interception...three TDs set a new career high in the postseason...completed a 54-yard pass to Wilson for the longest postseason completion of his career...rushed four times for three yards...**AFC Divisional Game 1/15 at Indianapolis:** Improved to 3-1 in the postseason as a starting QB...completed 14-of-24 passes for 197 yards, with a long of 45...had two TD passes and a passer rating of 95.3...made a game-saving tackle on Nick Harper after he returned a fumble to the Colts' 42-yard line...**AFC Championship Game 1/22 at Denver:** Completed 21-of-29 passes for 275 yards, two TDs and a 124.9 passer rating...rushed three times for 12 yards and one TD...TD was his first career rushing TD in postseason...**Super Bowl XL 2/5 vs. Seattle:** Went 9-for-21 for 123 yards and a long of 37...scrambled and threw a 37-yard pass to Ward to the Seattle three-yard line on third-and-28...followed that by rushing for a one-yard touchdown to give the Steelers a 7-3 lead...also threw a key block on Antwaan Randle El's 43-yard TD strike to Ward...rushed seven times for 25 yards (3.6 avg.) with a long of 10...became the youngest starting quarterback in NFL history to win a Super Bowl.

**2004** [14-13-2-2]: Was named the Associated Press NFL Offensive Rookie of the Year and *The Sporting News* Rookie of the Year...AFC Offensive Rookie



## Ben Roethlisberger

of the Month for October...was selected as the 2004 Joe Greene Great Performance Award recipient, given to the Steelers rookie of the year and voted on by the Pittsburgh Chapter of the Pro Football Writers of America...broke Dan Marino's NFL records for a rookie quarterback for completion percentage (66.4) and passer rating (98.1)...became the first quarterback in NFL history to compile a 13-0 record during the regular season...9/19 at Baltimore: Made his Steelers' debut replacing the injured Tommy Maddox in the third quarter...led the Steelers to two TDs...completed 12-of-20 passes for 176 yards, two TDs and two interceptions for an 82.5 passer rating...**9/26 at Miami:** Faced very unusual circumstances in his first professional start...overcame the weather and poor field conditions to lead the Steelers on a game-clinching TD drive late in the fourth quarter...completed 12-of-22 passes (54.5 percent) for 163 yards and one TD with one interception...compiled a passer rating of 74.6...**10/3 vs. Cincinnati:** Was very effective in only his second start—first at Heinz Field—and led the team from behind once again in the fourth quarter...completed 17-of-25 passes for 174 yards and one TD without an interception...compiled an impressive 101.1 passer rating...**10/10 vs. Cleveland:** Led the team to a third consecutive victory...recovered from an early interception that was returned for a TD...completed 16-of-21 passes (76.2 percent) for 231 yards and one TD with one interception...compiled an impressive 107.4 passer rating...also ran for his first career TD, finishing with 13 yards on six carries and a long of nine yards...**10/17 at Dallas:** Rallied the team from a 10-point, fourth-quarter deficit to raise his record as a starter to 4-0...was selected as the AFC Offensive Player of the Week for his performance...joined James Farrior (Defensive Player) as Steelers became first team since 1994 to have both an AFC offensive and defensive player of the week for the same week...completed 21-of-25 passes (84 percent) for 193 yards, two TDs and a 125.5 passer rating...his 84 percent completion percentage tied for the second highest single-game percentage in Steelers history (Kordell Stewart, 84.6 vs. Cincinnati 11/24/02)...also ran for eight yards on two carries...completed his final 11 passes for 88 yards to lead the Steelers on two TD drives...**10/31 vs. New England:** Produced another stellar performance against one of the most complex defenses in the NFL, snapping the Patriots NFL-record 18-game winning streak...registered a 126.4 quarterback rating by completing 18-of-24 passes (75 percent) for 196 yards

and two TDs without an interception...also ran for three yards...**11/7 vs. Philadelphia:** Tied the NFL record (Mike Kruczek, 1976) for most wins to start a career with six...completed 11-of-18 passes for 183 yards with two TDs and an interception...threw his first interception in his last 98 attempts...also ran for 10 yards on six carries, including a long of 16 yards...**11/14 at Cleveland:** Set a new NFL record for most wins by a quarterback at the start of a career (?)...did not have one of his best statistical games but made pivotal plays with both his arm and legs...completed 10-of-16 passes (62.5 percent) for 134 yards and an interception for a 63.0 passer rating...marked first game without a TD pass since taking over as the starter...rushed for 38 yards on seven carries (5.4 avg.), including a long of 20 yards...**11/21 at Cincinnati:** Was sacked a season-high seven times but still managed to lead the team to an eighth straight win...compiled an impressive 104.9 passer rating...completed 15-of-21 passes for 138 yards and one TD...also ran for 16 yards on nine carries...**11/28 vs. Washington:** Completed 9-of-20 passes for 131 yards, his lowest output of the season...compiled a 66.9 passer rating without an interception for the fifth game...also gained four yards on six carries...**12/5 at Jacksonville:** Operated the offense with the utmost efficiency, compiling a near-perfect passer rating of 158.0 (158.3 is perfect)...completed 3-of-3 passes for 39 yards on the game-winning field-goal drive...finished the game by completing 14-of-17 passes (82.5 percent) for 221 yards and two TDs without an interception...also ran for 40 yards on three carries...**12/12 vs. New York Jets:** Had his poorest statistical performance of the season but responded at the end of the game when it counted...engineered a game-clinching scoring drive that was capped by Jerome Bettis' 12-yard TD run...connected with Lee Mays on a 46-yard pass that was a key play in the drive...completed just 9-of-19 passes (47.6 percent) for 144 yards with two interceptions...**12/18 at New York Giants:** Helped orchestrate another come-from-behind victory...completed 18-of-28 passes (64.3 percent) for 316 yards, the first 300-yard passing performance of his career...threw one TD with two interceptions, compiling an 84.8 passer rating...**12/26 vs. Baltimore:** Was outstanding again before leaving the game late in the third quarter when he injured his ribs on the Steelers' final TD drive...completed 73.7 percent of his passes (14-for-19) for 221 yards and two TDs with one interception...produced a 125.1 passer rating...**AFC Divisional Game 1/15 vs. New**

## Ben Roethlisberger

**York Jets:** Made his first postseason appearance...did not have his best day but led the Steelers on a game-winning field goal scoring drive in overtime...completed 17-of-30 passes for 181 yards and one TD with two interceptions...also ran four times for 30 yards, including a long of 20...compiled a 57.8 passer rating. **AFC Championship Game 1/23 vs. New England:** Completed 14-of-24 passes (58.3 percent) for 226 yards and two TDs with three interceptions, one of which was returned 87 yards for a touchdown...compiled a 78.1 passer rating...also rushed for 45 yards on five carries, including a long of 13 yards.

## COLLEGE

Was a three-year starter at Miami (Ohio)...re-wrote virtually every school passing record in just 38 games...completed 854-of-1,304 passes (65.5%) for 10,829 yards, 84 touchdowns and 34 interceptions...set another RedHawks' career record with 11,075 yards in total offense...became only the third player in Mid-American Conference history to throw for over 3,000 yards in three seasons and was the 10th passer in conference annals to throw for over 10,000 yards in a career...became only the eighth player in school history to earn All-American honors...could also handle punting chores, kicking 24 times for 963 yards (40.1 avg.), with 17 attempts downed inside the 20-yard line...majored in physical education. **2003:** Was an All-American first-team selection by The NFL Draft Report, earning third-team honors from the Associated Press...was a semifinalist for the Davey O'Brien Award, given to the nation's top passer...earned All-Mid American Conference first-team honors and named the conference's Most Valuable Player and Offensive Player of the Year...guided the team to its first bowl appearance since 1986 and its first postseason victory in 28 seasons...led an offense that established conference season records with 553 points scored and 7,016 yards in total offense...in 14 games, he completed 342-of-495 passes (69.1%) for 4,486 yards, 37 touchdowns and only 10 interceptions, breaking his own 2002 school season records [attempts, completions, yards, touchdowns]...gained 111 yards with three scores on 67 carries (1.7 avg.)...totaled 4,597 yards in offense, breaking his own 2001 record of 3,294 yards. **2002:** Earned All-American honorable mention honors and was an All-MAC second-team pick by The NFL Draft

Report, adding second-team All-MAC honors from the league's media...completed 271-of-428 passes (63.3%) for 3,238 yards and 22 touchdowns...scored once on 82 carries...also had 11 punts for 482 yards (43.8 avg.), with nine kicks downed inside the 20-yard line. **2001:** Was the nation's premier first-year quarterback, earning first-team Football Writer's Association of America Freshman All-America honors...was the first RedHawk to earn MAC Freshman of the Year since Deland McCullough in 1992...named second-team All-MAC...was the first freshman in the program's history to be nominated for the MAC's Vern Smith MVP award...ranked second in the conference in passing yards (258.8 ypg), total offense (274.5 ypg), pass efficiency (146.5) and touchdowns (25)...re-wrote the Miami single-season record book for passing yards (3,105), completions (241), touchdown passes (25), completion percentage (66.3) and total offense (3,294)...his passing yards, touchdown passes and total offense were tops in the nation among freshman signal-callers...set MAC freshman records for passing yards and touchdown passes...threw touchdown passes in his first nine collegiate games after starting just 12 games in high school at quarterback...earned MAC Eastern Division Offensive Player of the Week against Cincinnati, Buffalo and Akron...named *USA Today* MAC Player of the Week three times. **2000:** Redshirted.

## PERSONAL

Attended Findlay (Ohio) High...started at quarterback for varsity only as a senior...played wide receiver for varsity as a junior...played quarterback for junior varsity team as a freshman and sophomore...earned Ohio's Division I Offensive Player of the Year as a senior in 1999...was runner-up for 1999 Mr. Football honors in Ohio...set state records by throwing for 4,041 yards and 54 touchdowns during his senior campaign and also ran for seven scores...named League, District and *Toledo Blade* Player of the Year...helped the team compile a 23-9 record, which included two league championships and a state playoff appearance...played in Ohio North-South and Ohio-Pennsylvania Big 33 All-Star games...was an All-League and All-District performer in baseball and basketball...was a team captain in all three sports...son of Ken and Brenda Roethlisberger...sister (Carlee) is a basketball player at Oklahoma...Full name: Benjamin Todd Roethlisberger.



## Ben Roethlisberger

## Roethlisberger's 2010 Game-by-Game Statistics

Date	Opponent	GP	GS	Att	Cmp	Pct	Yds	Yds/Att	TD	Int	Lg	Sk/Lst	Rtg
9/12	ATLANTA						DNP SUSPENDED						
9/19	at Tennessee						DNP SUSPENDED						
9/26	at Tampa Bay						DNP SUSPENDED						
10/3	BALTIMORE						DNP SUSPENDED						
10/17	CLEVELAND	1	1	27	16	59.3	257	9.5	3	1	50	0/0	112.7
10/24	at Miami	1	1	27	19	70.3	302	11.1	2	0	53t	3/12	132.0
10/31	at New Orleans	1	1	28	17	60.7	195	7.0	0	1	25	3/24	66.8
11/8	at Cincinnati	1	1	27	17	63.0	163	6.0	1	1	35	1/9	76.6
11/14	NEW ENGLAND	1	1	49	30	61.2	387	7.9	3	1	33t	5/38	97.9
11/21	OAKLAND	1	1	29	18	62.1	275	9.5	3	0	52t	2/6	127.8
11/28	at Buffalo	1	1	33	20	60.6	246	7.5	0	0	26	5/26	83.6
12/5	at Baltimore	1	1	38	22	57.9	253	6.7	1	1	28	3/19	75.9
12/12	CINCINNATI	1	1	33	21	63.3	258	7.8	0	0	33	4/27	87.7
12/19	N.Y. JETS	1	1	44	23	52.2	264	6.0	1	0	29	3/32	78.2
12/23	CAROLINA	1	1	32	22	69.0	320	10.0	1	0	43t	3/27	111.5
1/2	at Cleveland	1	1	22	15	68.2	280	12.7	2	0	56t	0/0	141.3
<b>SEASON TOTALS</b>		<b>12</b>	<b>12</b>	<b>389</b>	<b>240</b>	<b>61.7</b>	<b>3,200</b>	<b>8.2</b>	<b>17</b>	<b>5</b>	<b>56t</b>	<b>32/220</b>	<b>97.0</b>

## POSTSEASON

1/15	BALTIMORE	1	1	32	19	59.4	226	7.1	2	0	58	6/34	101.8
1/23	N.Y. JETS	1	1	19	10	52.6	133	7.0	0	2	24	2/12	35.5
2/6	vs. Green Bay	1	1	40	25	62.5	263	6.6	2	2	37	1/2	77.4
<b>POSTSEASON TOTALS</b>		<b>3</b>	<b>3</b>	<b>91</b>	<b>54</b>	<b>59.3</b>	<b>622</b>	<b>6.8</b>	<b>4</b>	<b>4</b>	<b>58</b>	<b>9/48</b>	<b>76.4</b>

## Roethlisberger's 2009 Game-by-Game Statistics

Date	Opponent	GP	GS	Att	Cmp	Pct	Yds	Yds/Att	TD	Int	Lg	Sk/Lst	Rtg
9/10	TENNESSEE	1	1	43	33	76.7	363	8.4	1	2	34t	4/42	89.6
9/20	at Chicago	1	1	35	23	65.7	221	6.3	1	1	24	2/18	80.8
9/27	at Cincinnati	1	1	31	22	71.0	276	8.9	1	1	51	1/5	95.6
10/4	SAN DIEGO	1	1	33	26	79.0	333	10.1	2	0	35	3/19	128.9
10/11	at Detroit	1	1	30	23	76.6	277	9.2	3	1	47t	3/15	123.9
10/18	CLEVELAND	1	1	35	23	65.7	417	11.9	2	1	52t	3/14	113.6
10/25	MINNESOTA	1	1	26	14	53.8	175	6.7	1	0	45	4/23	87.8
11/9	at Denver	1	1	29	21	72.4	233	8.0	3	1	35	3/31	116.0
11/15	CINCINNATI	1	1	40	20	50.0	174	4.4	0	1	21	4/28	51.5
11/22	at Kansas City	1	1	42	32	76.2	398	9.5	3	2	41	2/13	109.0
11/29	at Baltimore						INACTIVE						
12/6	OAKLAND	1	1	24	18	75.0	278	11.6	2	1	57	1/9	123.3
12/10	at Cleveland	1	1	32	18	56.3	201	6.3	0	0	24	8/60	75.1
12/20	GREEN BAY	1	1	46	29	63.0	503	10.9	3	0	60t	5/31	121.9
12/27	BALTIMORE	1	1	33	33	51.5	259	7.8	1	1	45	4/21	75.2
1/3	at Miami	1	1	27	18	66.6	220	8.1	3	0	54t	3/19	128.6
<b>SEASON TOTALS</b>		<b>15</b>	<b>15</b>	<b>506</b>	<b>337</b>	<b>66.6</b>	<b>4,328</b>	<b>8.6</b>	<b>26</b>	<b>12</b>	<b>60t</b>	<b>50/348</b>	<b>100.5</b>

## Roethlisberger's 2008 Game-by-Game Statistics

Date	Opponent	GP	GS	Att	Cmp	Pct	Yds	Yds/Att	TD	Int	Lg	Sk/Lst	Rtg
9/7	HOUSTON	1	1	14	13	92.9	137	9.8	2	0	29	2/15	147.0
9/14	at Cleveland	1	1	20	13	65.0	179	9.0	1	0	48	2/15	110.2
9/21	at Philadelphia	1	1	25	13	52.0	131	5.2	0	1	16	8/35	50.6
9/29	BALTIMORE	1	1	24	14	58.3	191	8.0	1	1	49	3/23	80.4
10/5	at Jacksonville	1	1	41	26	63.4	309	7.5	3	1	48t	3/23	100.6
10/19	at Cincinnati	1	1	28	17	60.7	216	7.7	2	0	50t	0/0	108.6
10/26	NEW YORK GIANTS	1	1	29	13	44.8	189	6.5	1	4	65t	5/35	38.5
11/3	at Washington	1	1	17	5	29.4	50	2.9	0	1	14	3/6	15.1
11/9	INDIANAPOLIS	1	1	41	29	70.7	280	6.8	0	3	41	2/13	59.0
11/16	SAN DIEGO	1	1	41	31	75.6	308	7.5	0	0	30	4/22	96.4
11/20	CINCINNATI	1	1	30	17	56.7	243	8.1	1	0	37	0/0	94.2
11/30	at New England	1	1	33	17	51.5	179	5.4	2	1	21	1/7	75.2
12/7	DALLAS	1	1	33	17	51.5	204	6.2	1	0	47	5/36	80.9

## Ben Roethlisberger

## Roethlisberger's 2008 Game-by-Game Statistics (Continued)

Date	Opponent	GP	GS	Att	Cmp	Pct	Yds	Yds/Att	TD	Int	Lg	Sk/Lst	Rtg
12/14	at Baltimore	1	1	40	22	55.0	246	6.2	1	0	30	3/26	81.9
12/21	at Tennessee	1	1	39	25	64.1	329	8.4	2	2	31	5/28	86.4
12/28	CLEVELAND	1	1	14	9	64.3	110	7.9	0	1	24	0/0	58.6
<b>SEASON TOTALS</b>		<b>16</b>	<b>16</b>	<b>469</b>	<b>281</b>	<b>59.9</b>	<b>3,301</b>	<b>7.0</b>	<b>17</b>	<b>15</b>	<b>65t</b>	<b>46/284</b>	<b>80.1</b>

## POSTSEASON

1/11	SAN DIEGO	1	1	26	17	65.4	181	7.0	1	0	41	1/4	98.4
1/18	BALTIMORE	1	1	33	16	48.5	255	7.7	1	0	65	4/32	84.8
2/1	vs. Arizona	1	1	30	21	70.0	256	8.5	1	1	40	2/22	93.2
<b>POSTSEASON TOTALS</b>		<b>3</b>	<b>3</b>	<b>89</b>	<b>54</b>	<b>60.7</b>	<b>692</b>	<b>7.8</b>	<b>3</b>	<b>1</b>	<b>65</b>	<b>7/58</b>	<b>91.6</b>

## Roethlisberger's 2007 Game-by-Game Statistics

Date	Opponent	GP	GS	Att	Cmp	Pct	Yds	Yds/Att	TD	Int	Lg	Sk/Lst	Rtg
9/9	at Cleveland	1	1	23	12	52.2	161	7.0	4	0	40	1/2	114.3
9/16	BUFFALO	1	1	34	21	61.8	242	7.1	1	1	30	1/6	80.8
9/23	SAN FRANCISCO	1	1	20	13	65.0	160	8.0	1	0	29	2/15	106.2
9/30	at Arizona	1	1	32	17	53.1	244	7.6	2	2	43	4/39	72.9
10/7	SEATTLE	1	1	22	18	81.8	206	9.4	1	0	25	3/27	120.8
10/21	at Denver	1	1	35	24	68.6	290	8.3	4	2	40	4/30	108.0
10/28	at Cincinnati	1	1	26	19	73.1	230	8.9	2	1	42	1/0	109.5
11/5	BALTIMORE	1	1	16	13	81.3	209	13.0	5	0	45	3/22	158.3
11/11	CLEVELAND	1	1	34	23	67.6	278	8.1	2	1	22	4/36	99.9
11/18	at New York Jets	1	1	25	15	60.0	195	7.8	1	1	27	7/44	81.2
11/26	MIAMI	1	1	21	18	85.7	165	7.9	0	1	21	5/33	79.6
12/2	CINCINNATI	1	1	32	21	65.6	184	5.8	2	2	19	0/0	75.5
12/9	at New England	1	1	32	19	59.4	187	5.8	1	0	32	3/19	86.3
12/16	JACKSONVILLE	1	1	32	15	46.9	142	4.4	3	0	30	5/40	90.9
12/20	at St. Louis	1	1	20	16	80.0	261	13.1	3	0	83	4/34	158.3
12/30	at Baltimore						INACTIVE						
<b>SEASON TOTALS</b>		<b>15</b>	<b>15</b>	<b>404</b>	<b>264</b>	<b>65.3</b>	<b>3,154</b>	<b>7.8</b>	<b>32</b>	<b>11</b>	<b>83</b>	<b>47/347</b>	<b>104.1</b>

## POSTSEASON

1/5	JACKSONVILLE	1	1	42	29	69.0	337	8.0	2	3	37	6/40	79.5
<b>POSTSEASON TOTALS</b>		<b>1</b>	<b>1</b>	<b>42</b>	<b>29</b>	<b>69.0</b>	<b>337</b>	<b>8.0</b>	<b>2</b>	<b>3</b>	<b>37</b>	<b>6/40</b>	<b>79.5</b>

## Roethlisberger's 2006 Game-by-Game Statistics

Date	Opponent	GP	GS	Att	Cmp	Pct	Yds	Yds/Att	TD	Int	Lg	Sk/Lst	Rtg
9/7	MIAMI						INACTIVE						
9/18	at Jacksonville	1	1	32	17	53.1	141	4.4	0	2	18	2/14	38.7
9/24	CINCINNATI	1	1	39	18	46.2	208	5.3	0	3	36	3/13	30.7
10/8	at San Diego	1	1	31	20	64.5	220	7.1	0	2	32	5/23	58.5
10/15	KANSAS CITY	1	1	19	16	84.2	238	12.5	2	0	50	1/6	153.8
10/22	at Atlanta	1	1	22	16	72.7	238	10.8	3	0	36	3/15	147.3
10/29	at Oakland	1	1	37	25	67.6	301	8.1	1	4	49	5/30	61.7
11/5	DENVER	1	1	54	38	70.4	433	8.0	1	3	63	4/30	77.2
11/12	NEW ORLEANS	1	1	28	17	60.7	264	9.4	3	0	46	2/14	127.7
11/19	at Cleveland	1	1	44	25	56.8	272	6.2	2	3	23	2/11	61.9
11/26	at Baltimore	1	1	41	21	51.2	214	5.2	0	2	27	9/73	46.2
12/3	TAMPA BAY	1	1	25	12	48.0	198	7.9	2	1	36	1/7	85.1
12/7	CLEVELAND	1	1	21	11	52.0	225	10.7	1	0	49t	0/0	106.2
12/17	at Carolina	1	1	17	10	58.8	125	7.4	1	0	21	3/22	101.3
12/24	BALTIMORE	1	1	31	15	48.4	156	5.0	1	2	31	5/17	47.2
12/31	at Cincinnati	1	1	28	19	67.9	280	10.0	1	1	67t	1/5	97.3
<b>SEASON TOTALS</b>		<b>15</b>	<b>15</b>	<b>469</b>	<b>280</b>	<b>59.7</b>	<b>3,513</b>	<b>7.5</b>	<b>18</b>	<b>23</b>	<b>67t</b>	<b>46/280</b>	<b>75.4</b>

## Roethlisberger's 2005 Game-by-Game Statistics

9/11	TENNESSEE	1	1	11	9	81.8	218	19.8	2	0	63t	0/0	158.3
9/18	at Houston	1	1	21	14	66.7	254	12.1	2	0	54	1/1	139.8



## Ben Roethlisberger

## Roethlisberger's 2005 Game-by-Game Statistics (Continued)

Date	Opponent	GP	GS	Att	Cmp	Pct	Yds	Yds/Att	TD	Int	Lg	Sk/Lst	Rtg
9/25	NEW ENGLAND	1	1	28	12	42.9	216	7.7	2	0	85t	4/26	93.8
10/10	at San Diego	1	1	26	17	65.4	225	8.7	1	0	33	3/18	105.4
10/16	JACKSONVILLE						INACTIVE						
10/23	at Cincinnati	1	1	14	9	64.3	93	6.6	2	1	21	1/10	93.2
10/31	BALTIMORE	1	1	30	18	60.0	177	5.9	2	1	23	2/17	85.0
11/6	at Green Bay						INACTIVE						
11/13	CLEVELAND						INACTIVE						
11/20	at Baltimore						INACTIVE						
11/28	at Indianapolis	1	1	26	17	65.4	133	5.1	1	2	35	3/22	58.7
12/4	CINCINNATI	1	1	41	29	70.7	386	9.4	3	3	41	2/7	94.2
12/11	CHICAGO	1	1	20	13	65.0	173	8.7	1	0	45	0/0	109.0
12/18	at Minnesota	1	1	15	10	66.7	149	9.9	0	0	50	4/16	99.0
12/24	at Cleveland	1	1	20	13	65.0	226	11.3	1	0	46	2/9	120.0
1/1	DETROIT	1	1	16	7	43.8	135	8.4	0	2	43	1/3	34.1
<b>SEASON TOTALS</b>		<b>12</b>	<b>12</b>	<b>268</b>	<b>168</b>	<b>62.7</b>	<b>2,385</b>	<b>8.9</b>	<b>17</b>	<b>9</b>	<b>85t</b>	<b>23/129</b>	<b>98.6</b>

## POSTSEASON

1/8	at Cincinnati	1	1	19	14	73.7	208	10.9	3	0	54	1/6	148.7
1/15	at Indianapolis	1	1	24	14	58.3	197	8.2	2	1	45	2/14	95.3
1/22	at Denver	1	1	29	21	72.4	275	9.5	2	0	30	2/7	124.9
2/5	vs. Seattle	1	1	21	9	42.9	123	5.9	0	2	37	1/8	22.6
<b>POSTSEASON TOTALS</b>		<b>4</b>	<b>4</b>	<b>93</b>	<b>58</b>	<b>62.4</b>	<b>803</b>	<b>8.6</b>	<b>7</b>	<b>3</b>	<b>54</b>	<b>6/35</b>	<b>101.7</b>

## Roethlisberger's 2004 Game-by-Game Statistics

Date	Opponent	GP	GS	Att	Cmp	Pct	Yds	Yds/Att	TD	Int	Lg	Sk/Lst	Rtg
9/12	OAKLAND						DID NOT PLAY						
9/19	at Baltimore	1	0	20	12	60.0	176	8.8	2	2	58	2/16	82.5
9/26	at Miami	1	1	22	12	54.5	163	7.4	1	1	42	1/2	74.6
10/3	CINCINNATI	1	1	25	17	68.0	174	7.0	1	0	30	1/6	101.1
10/10	CLEVELAND	1	1	21	16	76.2	231	11.0	1	1	48	0/0	107.4
10/17	at Dallas	1	1	25	21	84.0	193	7.7	2	0	32	3/21	125.5
10/31	NEW ENGLAND	1	1	24	18	75.0	196	8.2	2	0	47t	0/0	126.4
11/7	PHILADELPHIA	1	1	18	11	61.1	183	10.2	2	1	47	2/15	109.3
11/14	at Cleveland	1	1	16	10	62.5	134	8.4	0	1	22	2/14	63.0
11/21	at Cincinnati	1	1	21	15	71.4	138	6.6	1	0	26	7/54	104.9
11/28	WASHINGTON	1	1	20	9	45.0	131	6.6	0	0	27	4/31	66.9
12/5	at Jacksonville	1	1	17	14	82.5	221	13.0	2	0	37t	3/25	158.0
12/12	NEW YORK JETS	1	1	19	9	47.6	144	7.6	0	2	46	2/12	33.6
12/18	at New York Giants	1	1	28	18	64.3	316	11.3	1	2	40	3/17	84.8
12/26	BALTIMORE	1	1	19	14	73.7	221	11.6	2	1	36t	0/0	125.1
1/2	at Buffalo						INACTIVE						
<b>SEASON TOTALS</b>		<b>14</b>	<b>13</b>	<b>295</b>	<b>196</b>	<b>66.4</b>	<b>2,621</b>	<b>8.9</b>	<b>17</b>	<b>11</b>	<b>58</b>	<b>30/213</b>	<b>98.1</b>

## POSTSEASON

1/15	NEW YORK JETS	1	1	30	17	56.7	181	6.0	1	2	21	1/10	57.8
1/23	NEW ENGLAND	1	1	24	14	78.1	226	9.4	2	3	34	1/1	78.1
<b>POSTSEASON TOTALS</b>		<b>2</b>	<b>2</b>	<b>54</b>	<b>31</b>	<b>61.3</b>	<b>407</b>	<b>7.5</b>	<b>3</b>	<b>5</b>	<b>34</b>	<b>2/11</b>	<b>61.3</b>

## Roethlisberger's Career Statistics

## REGULAR SEASON

## PASSING

Year	Team	GP	GS	Att	Comp	Pct	Yds	Yds/Att	TD	Int	Lg	Sk/Lost	Rating
2004	Pittsburgh	14	13	295	196	66.4	2,621	8.9	17	11	58	30/213	98.1
2005	Pittsburgh	12	12	268	168	62.7	2,385	8.9	17	9	85t	23/129	98.6
2006	Pittsburgh	15	15	469	280	59.7	3,513	7.5	18	23	67t	46/280	75.4
2007	Pittsburgh	15	15	404	264	65.3	3,154	7.8	32	11	83	47/347	104.1
2008	Pittsburgh	16	16	469	281	59.9	3,301	7.0	17	15	65t	46/284	80.1
2009	Pittsburgh	15	15	506	337	66.6	4,328	8.6	26	12	60t	50/348	100.5
2010	Pittsburgh	12	12	389	240	61.7	3,200	8.2	17	5	56t	32/220	97.0
<b>NFL Totals</b>		<b>99</b>	<b>98</b>	<b>2,800</b>	<b>1,766</b>	<b>63.1</b>	<b>22,502</b>	<b>8.0</b>	<b>144</b>	<b>86</b>	<b>85t</b>	<b>274/1821</b>	<b>92.5</b>

## Ben Roethlisberger

## Roethlisberger's Career Statistics (Continued)

## REGULAR SEASON

Career Record as a Starter: 69-29 (.704): 13-0 (1.000) in 2004, 9-3 (.750) in '05, 7-8 (.467) in '06, 10-5 (.667) in '07, 12-4 (.750) in '08, 9-6 (.600) in '09, 9-3 (.750) in '10.

Additional statistics: Has three career punts for 107 yards (35.7 avg.)

## RUSHING

Year	Team	Att	Yds	Avg	Lg	TD
2004	Pittsburgh	56	144	2.6	20	1
2005	Pittsburgh	31	69	2.2	13	3
2006	Pittsburgh	32	98	3.1	20	2
2005	Pittsburgh	35	204	5.8	30t	2
2008	Pittsburgh	34	101	3.0	17	2
2009	Pittsburgh	40	82	2.1	15	2
2010	Pittsburgh	34	176	5.2	31	2
<b>NFL Totals</b>		<b>262</b>	<b>874</b>	<b>3.3</b>	<b>31</b>	<b>14</b>

Additional Statistics: Caught one pass for -7 yards at Cleveland on September 14, 2008.

## POSTSEASON

## PASSING

Year	Team	GP	GS	Att	Comp	Pct	Yds	Yds/Att	TD	Int	Lg	Sk/Lost	Rating
2004	Pittsburgh	2	2	54	31	57.4	407	7.5	3	5	34	2/11	61.3
2005	Pittsburgh	4	4	93	58	62.4	803	8.6	7	3	54	6/35	101.7
2007	Pittsburgh	1	1	42	29	69.0	337	8.0	2	3	37	6/40	79.5
2008	Pittsburgh	3	3	89	54	60.7	692	7.8	3	1	65	7/58	91.6
2010	Pittsburgh	3	3	91	54	59.3	622	6.8	4	4	58	9/48	76.4
<b>NFL Totals</b>		<b>13</b>	<b>13</b>	<b>369</b>	<b>226</b>	<b>61.2</b>	<b>2,861</b>	<b>7.8</b>	<b>19</b>	<b>16</b>	<b>65</b>	<b>31/192</b>	<b>84.5</b>

Career Record as a Starter 10-3 (.769): 1-1 (.500) in 2004, 4-0 (1.000) in '05, 0-1 (.000) in '07, 3-0 (1.000) in '08 and 2-1 (.667) in '10.

## RUSHING

Year	Team	Att	Yds	Avg	Lg	TD
2004	Pittsburgh	9	75	8.3	20	0
2005	Pittsburgh	19	37	1.9	10	2
2007	Pittsburgh	4	13	3.3	6	0
2008	Pittsburgh	6	0	0.0	4	0
2010	Pittsburgh	21	63	3.0	12	1
<b>NFL Totals</b>		<b>58</b>	<b>188</b>	<b>3.2</b>	<b>20</b>	<b>3</b>

Additional Statistics: Punted one time for 25 yards vs. San Diego on 1/11/09.

## Roethlisberger's Team/NFL Records

Single-Game Completion Percentage	<b>85.7%</b> (18-of-21, vs. Miami, 11/26/07)
Single-Game Passing Touchdowns (tied)	<b>5</b> (vs. Baltimore, 11/5/07)
Single-Game Completions	<b>38</b> (38-of-54, vs. Denver, 11/5/06)
Single-Game Passing Yards	<b>503 yds</b> (vs. Green Bay, 12/20/09)
Single-Season Passer Rating	<b>104.1</b> (2007)
Single-Season Passing Touchdowns	<b>32</b> (2007)
Single-Season Passing Yards	<b>4,328</b> (2009)
Single-Season Completions	<b>337</b> (2009)
Single-Season Completion Percentage	<b>66.4</b> (2004, 196-of-295)
Perfect Passer Rating Games	<b>3</b>
Consecutive Passes Completed (tied)	<b>15</b> (vs. Miami, 11/26/07)
Consecutive 3,000-yard Passing Seasons	<b>5</b> (2006-10)
Consecutive Games w/ at Least One Touchdown Pass	<b>15</b> (2006-07)
Career Completion Percentage	<b>63.1%</b> (1766-of-2800)
Career Passer Rating	<b>92.5</b>
Most 300 Yard Passing Games	(15)
Games Played as a Rookie QB	<b>14</b> (2004)
Passing Attempts as a Rookie	<b>295</b> (2004)
Pass Completions as a Rookie	<b>196</b> (2004)
Passing Yards as a Rookie	<b>2,621</b> (2004)
Touchdown Passes as a Rookie	<b>17</b> (2004)



## Ben Roethlisberger

## Roethlisberger's Team/NFL Records (Continued)

Completion Percentage by a Rookie (NFL)	84.0	(21-of-25, vs. Dallas, 10/17/04)
Consecutive Wins To Begin A Career (NFL)	13	(2004)
Total Wins By Rookie Quarterback (NFL)	13	(2004)
Rookie Completion Percentage (NFL)	66.4	(2004)
Rookie Passer Rating (NFL)	98.1	(2004)
Touchdown Passes at Heinz Field	5	(vs. Baltimore, 11/5/07)
Touchdown Passes on Monday Night Football (NFL, tied)	5	(vs. Baltimore, 11/5/07)

## Roethlisberger's Single-Game Highs

## REGULAR SEASON

Pass Attempts	54	(11/5/06 vs. Denver)
Completions	38	(11/5/06 vs. Denver)
Completion Percentage	85.2*	(11/26/07 vs. Miami)
Yards Passing	503	(12/20/09 vs. Green Bay)
Longest Completion	85t	(9/25/05 vs. New England)
TD Passes	5*	(11/5/07 vs. Baltimore)
Rushing Attempts	9	(11/21/04 at Cincinnati)
Yards Rushing	55	(11/21/10 vs. Oakland)
Longest Run	31	(11/21/10 vs. Oakland)
TDs Rushing	1	(12 times, Last: 12/23/10 vs. Carolina)

\* Team Record

## Roethlisberger's Career 300-Yard Passing Games (16)

## REGULAR SEASON — 15

Date	Opponent	Att.	Comp.	Yds.	Pct.	TD	Int.	LG	Rating	Result
11/5/06	Denver	54	38	433	70.4	1	3	63	77.2	L, 20-31
12/4/05	Cincinnati	41	29	386	70.7	3	3	41	94.2	L, 31-38
12/18/04	at New York Giants	28	18	316	64.3	1	2	40	84.8	W, 33-30
10/29/06	at Oakland	37	25	301	67.6	1	4	49	61.7	L, 13-20
10/5/08	at Jacksonville	41	26	309	63.4	3	1	48	100.6	W, 26-21
11/16/08	San Diego	41	31	308	75.6	0	0	30	96.4	W, 11-10
12/21/08	at Tennessee	39	25	329	64.1	2	2	31	86.4	L, 31-14
9/10/09	Tennessee	43	33	363	76.7	1	2	34t	89.6	W, 13-10
10/4/09	San Diego	33	26	333	79.0	2	0	35	128.9	W, 38-28
10/18/09	Cleveland	35	23	417	65.7	2	1	52t	113.6	W, 28-14
11/22/09	at Kansas City	42	32	398	76.2	3	2	41	109.0	L, 27-24OT
12/20/09	Green Bay	46	29	503	63.0	3	0	121.9	60t	W, 37-36
10/24/10	at Miami	27	19	302	70.4	2	0	53t	132.0	W, 23-22
11/14/10	New England	49	30	387	61.2	3	1	33t	97.9	L, 39-26
12/23/10	Carolina	32	22	320	68.8	1	0	43t	111.5	W, 27-3

## #POSTSEASON — 1

1/5/08	Jacksonville	42	29	337	69.0	2	3	37	79.5	L, 29-31
--------	--------------	----	----	-----	------	---	---	----	------	----------

## Roethlisberger's Fourth Quarter &amp; Overtime Game-Winning Drives (26)

(Victories in which Roethlisberger has rallied the Steelers from a fourth-quarter deficit or tie to win.)

## REGULAR SEASON — 23

Date	Opponent	Down	Won	Go-Ahead Score	Drive	Clock at end	Passing
10/3/04	Cincinnati	14-17	28-17	Bettis 1-yd. run	13-89; 6:41	9:03	2-3, 17 yds.
10/17/04	at Dallas	10-20	24-20	Bettis 2-yd. run	5-24; 1:50	0:30	2-2, 17 yds.
12/5/04	at Jacksonville	14-16	17-16	Reed 37-yd. FG	6-56; 1:37	0:18	3-3, 39 yds.
12/12/04	New York Jets	3-3 (tied)	17-6	Tuman 10-yd. pass from Bettis	8-80; 2:09	12:51	2-2, 47 yds.
12/18/04	at New York Giants	26-30	33-30	Bettis 1-yd. run	7-67; 3:20	4:57	4-4, 69 yds.
10/10/05	at San Diego	21-22	24-22	Reed 40-yd. FG	11-40; 4:36	0:06	3-3, 19 yds.
10/31/05	Baltimore	17-19	20-19	Reed 37-yd. FG	8-60; 1:45	1:36	2-2, 37 yds.
11/12/06	New Orleans	24-24 (tied)	38-31	Parker 3-yd. run	6-78; 3:34	14:55	0-0, 0 yds.
11/19/06	at Cleveland	10-20	24-20	Parker 4-yd. pass from Roethlisberger	11-77; 2:34	0:32	6-9, 72 yds.
12/31/06	at Cincinnati*	14-17	23-17	Holmes 67-pass from Roethlisberger	3-78; 1:33	13:27	1-1, 67 yds.
11/11/07	Cleveland	21-16	31-28	Roethlisberger 30-yd. run	7-66; 3:15	11:32	2-4, 34 yds.
11/26/07	Miami	0-0 (tied)	3-0	Reed 24-yd. FG	9-36; 3:56	0:17	4-5, 44 yds.
9/29/08	Baltimore*	20-20 (tied)	23-20	Reed 46-yd. FG	7-29; 3:56	8:55	2-3, 31 yds.

## Ben Roethlisberger

## Roethlisberger's Fourth Quarter &amp; Overtime Game-Winning Drives (26) (Continued)

## REGULAR SEASON — 23

Date	Opponent	Down	Won	Go-Ahead Score	Drive	Clock at end	Passing
10/5/08	at Jacksonville	20-21	26-21	Ward 8-yd. pass from Roethlisberger	11-80; 4:40	1:53	6-8, 61 yds.
11/16/08	San Diego	8-10	11-10	Reed 32-yd. FG	13-73; 6:30	0:11	6-6, 61 yds.
12/7/08	Dallas	3-13	20-13	Townsend 25-yd. INT	—; —	1:40	—
12/14/08	Baltimore	6-9	13-9	Holmes 4-yd. pass from Roethlisberger	12-92; 2:53	0:43	7-11, 89 yds.
9/10/09	Tennessee	10-10 (tied)	13-100T	Reed 33-yd. FG	10-63; 4:32	0:00	5-7, 60 yds.
12/20/09	Green Bay	30-36	37-36	Wallace 19-yd. pass from Roethlisberger	11-86; 2:06	0:00	6-11, 90 yds.
12/27/09	Baltimore	20-20 (tied)	23-20	Reed 38-yd. FG	8-44; 3:38	5:25	5-7, 44 yds.
10/24/10	at Miami	20-22	23-22	Reed 18-yd. FG	8-47; 2:51	2:26	2-2, 31 yds.
11/28/10	at Buffalo	16-16 (tied)	19-16 (OT)	Suisham 41-yd. FG	13-58; 7:06	0:00	1-3, 17 yds.
12/5/10	at Baltimore	6-10	13-10	Redman 9-yd. pass from Roethlisberger	3-9; 0:22	2:51	1-3, 9 yds.

## POSTSEASON — 3

Date	Opponent	Down	Won	Go-Ahead Score	Drive	Clock at end	Passing
1/15/05	New York Jets (OT)	10-17	20-17	Reed 33-yd. FG	14-72; 8:19	3:56	3-4, 32 yds.
2/1/09	vs. Arizona	20-23	27-23	Holmes 6-yd. pass from Roethlisberger	8-78; 2:02	0:35	5-7, 84 yds.
1/15/11	vs. Baltimore	24-24 (tied)	31-24	Mendenhall 1-yd. run	11-65; 2:21	1:31	2-6, 70 yds.

\* Overtime

## Roethlisberger's 100+ Passer Rating Games (44)

## REGULAR SEASON — 41 (38-3)

Date	Opponent	Att.	Comp.	Yds.	Pct.	TD	Int.	LG	Rating	Result
12/20/07	at St. Louis	20	16	261	80.0	3	0	83	158.3	W, 41-24
11/5/07	Baltimore	16	13	209	81.3	5	0	45	158.3	W, 38-7
9/11/05	Tennessee	11	9	218	81.8	2	0	63t	158.3	W, 34-7
12/5/04	at Jacksonville	17	14	221	82.5	2	0	37t	158.0	W, 17-16
10/15/06	Kansas City	19	16	238	84.2	2	0	50	153.8	W, 45-7
9/7/08	Houston	14	13	137	92.9	2	0	29	147.0	W, 38-17
1/2/11	at Cleveland	22	15	280	68.2	2	0	56t	141.3	W, 41-9
9/18/05	at Houston	21	14	254	66.7	2	0	54	139.8	W, 27-7
10/24/10	at Miami	27	19	302	70.4	2	0	53t	132.0	W, 23-22
10/4/09	San Diego	33	26	333	79.0	2	0	35	128.9	W, 38-28
1/3/10	at Miami	27	18	220	66.6	3	0	54t	128.6	W, 30-24
11/21/10	Oakland	29	18	275	62.1	3	0	52t	127.8	W, 35-3
11/12/06	New Orleans	28	17	264	60.7	3	0	46	127.7	W, 38-31
10/31/04	New England	24	18	196	75.0	2	0	47t	126.4	W, 34-20
10/17/04	at Dallas	25	21	193	84.0	2	0	32	125.5	W, 24-20
12/26/04	Baltimore	19	14	221	73.7	2	1	36t	125.1	W, 20-7
10/11/09	at Detroit	30	23	277	76.6	3	1	47t	123.9	W, 28-20
12/6/09	Oakland	24	18	278	75.0	2	1	57	123.3	L, 27-24
12/20/09	Green Bay	46	29	503	63.0	3	0	60t	121.9	W, 37-36
10/7/07	Seattle	22	18	206	81.8	1	0	25	120.8	W, 21-0
12/24/05	at Cleveland	20	13	226	65.0	1	0	46	120.0	W, 41-0
11/9/09	at Denver	29	21	233	72.4	3	1	35	116.0	W, 28-10
9/9/07	at Cleveland	23	12	161	52.2	4	0	40	114.3	W, 34-7
10/18/09	Cleveland	35	23	417	65.7	2	1	52t	113.6	W, 28-14
10/17/10	Cleveland	27	16	257	59.3	3	1	50	112.7	W, 28-10
12/23/10	Carolina	32	22	320	68.8	1	0	43t	111.5	W, 27-3
9/14/08	at Cleveland	20	13	179	65.0	1	0	48	110.2	W, 10-6
10/28/07	at Cincinnati	26	19	230	73.1	2	1	42	109.5	W, 24-13
11/7/04	Philadelphia	18	11	183	61.1	2	1	47	109.3	W, 27-3
12/11/05	Chicago	20	13	173	65.0	1	0	45	109.0	W, 21-9
11/22/09	at Kansas City	42	32	398	76.2	3	2	41	109.0	L, 27-24
10/19/08	at Cincinnati	28	17	216	60.7	2	0	50t	108.6	W, 38-10
10/21/07	at Denver	35	24	290	68.6	4	2	40	108.0	L, 31-28
10/10/04	Cleveland	21	16	231	76.2	1	1	48	107.4	W, 34-23
9/23/07	San Francisco	20	13	160	65.0	1	0	29	106.2	W, 37-16
12/7/06	Cleveland	21	11	225	52.0	1	0	49t	106.2	W, 27-7
10/2/05	at San Diego	26	17	225	65.4	1	0	33	105.4	W, 24-22
11/21/04	at Cincinnati	21	15	138	71.4	1	0	26	104.9	W, 19-14

MEDIA INFORMATION

FOOTBALL STAFF

2011 PLAYERS

2010 IN REVIEW

STEELERS HISTORY

RECORDS



## Ben Roethlisberger

## Roethlisberger's 100+ Passer Rating Games (44) (Continued)

## REGULAR SEASON — 41 (38-3)

Date	Opponent	Att.	Comp.	Yds.	Pct.	TD	Int.	LG	Rating	Result
12/17/06	at Carolina	17	10	125	58.8	1	0	21	101.3	W, 37-3
10/3/04	Cincinnati	25	17	174	68.0	1	0	30	101.1	W, 28-17
10/5/08	at Jacksonville	41	26	309	63.4	3	1	48t	100.6	W, 26-21

## POSTSEASON — 3 (3-0)

Date	Opponent	Att.	Comp.	Yds.	Pct.	TD	Int.	LG	Rating	Result
1/8/06	at Cincinnati	19	14	208	73.7	3	0	54	148.7	W, 31-17
1/22/06	at Denver	29	21	275	72.4	2	0	30	124.9	W, 34-17
1/15/11	Baltimore	32	19	226	59.4	2	0	58	101.8	W, 31-24

## Roethlisberger's 3+ Touchdown Games (18)

(Roethlisberger has a 12-6 record when throwing 3+ Touchdowns.)

Date	Opponent	Att.	Comp.	Yds.	Pct.	TD	INT	LG	Rat.	Result
12/4/05	Cincinnati	41	29	386	70.7	3	3	41	94.2	L, 31-38
1/8/06	at Cincinnati	19	14	208	73.7	3	0	54	148.7	W, 31-17*
10/22/06	at Atlanta	22	16	238	72.7	3	0	36	147.3	L, 38-41 (OT)
11/12/06	New Orleans	28	17	264	60.7	3	0	46	127.7	W, 38-31
9/9/07	at Cleveland	23	12	161	52.2	4	0	40	114.3	W, 34-7
10/21/07	at Denver	35	24	290	68.6	4	2	40	108.0	L, 28-31
11/5/07	Baltimore	16	13	209	81.3	5	0	45	158.3	W, 38-7
12/16/07	Jacksonville	32	15	142	46.9	3	0	30	90.9	L, 22-29
12/20/07	at St. Louis	20	16	261	80.0	3	0	83	158.3	W, 41-24
10/5/08	at Jacksonville	41	26	309	63.4	3	1	48	100.6	W, 26-21
10/11/09	at Detroit	30	23	277	76.6	3	1	47t	123.9	W, 28-20
11/9/09	at Denver	29	21	233	72.4	3	1	35	116.0	W, 28-10
11/22/09	at Kansas City	42	32	398	76.2	3	2	41	109.0	L, 27-24
12/20/09	Green Bay	46	29	503	63.0	3	0	60t	121.9	W, 37-36
1/3/10	at Miami	27	18	220	66.6	3	0	54t	128.6	W, 30-24
10/17/10	Cleveland	27	16	257	59.3	3	1	50	112.7	W, 28-10
11/14/10	New England	49	30	387	61.2	3	1	33t	97.9	L, 39-26
11/21/10	Oakland	29	18	275	62.1	3	0	52t	127.8	W, 35-3

\* AFC Wild Card Game

## Roethlisberger In Close Games (Including Postseason)

Date	Opponent	Score	Result	Margin	Date	Opponent	Score	Result	Margin
10/17/04	at Dallas	24-20	W	+4	11/9/08	Indianapolis	24-20	L	-4
11/21/04	at Cincinnati	19-14	W	+5	11/16/08	San Diego	11-10 (OT)	W	+1
12/5/04	at Jacksonville	17-16	W	+1	12/14/08	at Baltimore	13-9	W	+4
12/18/05	at New York Giants	33-30	W	+3	2/1/08	Arizona #	27-23	W	+4
1/15/05	New York JETS* #	20-17	W	+3	9/10/09	Tennessee	13-10 (OT)	W	+3
9/25/05	NEW ENGLAND	20-23	L	-3	9/20/09	at Chicago	17-14	L	-3
10/10/05	at San Diego	24-22	W	+2	9/27/09	at Cincinnati	23-20	L	-3
10/31/05	BALTIMORE	20-19	W	+1	11/22/09	at Kansas City	27-24	L	-3
1/15/06	at Indianapolis #	21-18	W	+3	12/6/09	Oakland	27-24	L	-3
10/22/06	at Atlanta	38-41 (OT)	L	-3	12/20/09	Green Bay	27-26	W	+1
11/19/06	at Cleveland	24-20	W	+4	12/27/09	Baltimore	23-20	W	+3
12/31/06	at Cincinnati	23-17 (OT)	W	+6	10/24/10	at Miami	23-22	W	+1
10/21/07	at Denver	28-31	L	-3	11/8/10	at Cincinnati	27-21	W	+6
11/11/07	Cleveland	31-28	W	+3	11/28/10	at Buffalo*	19-16 (OT)	W	+3
11/18/07	at New York Jets	16-19 (OT)	L	-3	12/5/10	at Baltimore	13-10	W	+3
11/26/07	Miami	3-0	W	+3	12/19/10	N.Y. Jets	22-17	L	-5
1/5/08	Jacksonville #	29-31	L	-2	1/23/11	N.Y. Jets#	24-19	W	+5
9/14/08	at Cleveland	10-6	W	+4	2/5/11	Green Bay#	31-25	L	-6
9/29/08	Baltimore*	23-20 (OT)	W	+3					
10/5/08	at Jacksonville	26-21	W	+5					

\* Overtime # Postseason

Overall Record in Games Decided By Six Points or Less: 26-12

## Ben Roethlisberger

## Roethlisberger's Miscellaneous Career Statistics

## Roethlisberger's Career Touchdown Passes (By Target): (116)

## REGULAR SEASON — 144

Hines Ward (39); Heath Miller (27); Antonio Holmes (18); Mike Wallace (13); Matt Spaeth (5); Willie Parker (4); Najeh Davenport (3); Mewelde Moore (3); Isaac Redman (2); Emmanuel Sanders (2); Richard Mendenhall (1).

## POSTSEASON — 19

Hines Ward (6); Heath Miller (4); Antonio Holmes (3); Cedrick Wilson (2); Plaxico Burress (1); Willie Parker (1); Antwaan Randle El (1); Mike Wallace (1).

## Roethlisberger's Career Rushing Touchdowns: (15)

## REGULAR SEASON — 12

Date	Opponent	Play	Result
10/10/04	Cleveland	Roethlisberger 6-yd. run	W, 34-23
10/10/05	at San Diego	Roethlisberger 7-yd. run	W, 24-22

12/18/05	at Minnesota	Roethlisberger 3-yd. run	W, 18-3
1/1/06	Detroit	Roethlisberger 7-yd. run	W, 35-21
12/7/06	Cleveland	Roethlisberger 2-yd. run	W, 27-7
12/17/06	at Carolina	Roethlisberger 1-yd. run	W, 37-3
11/11/07	Cleveland	Roethlisberger 30-yd. run	W, 31-28
12/2/07	Cincinnati	Roethlisberger 6-yd. run	W, 24-10
11/3/08	at Washington	Roethlisberger 1-yd. run	W, 23-6
11/20/08	Cincinnati	Roethlisberger 8-yd. run	W, 27-10
11/21/10	Oakland	Roethlisberger 16-yd. run	W, 35-3
12/23/10	Carolina	Roethlisberger 1-yd. run	W, 27-3

## POSTSEASON — 3

Date	Opponent	Play	Result
1/2/06	at Denver	Roethlisberger 4-yd. run	W, 34-17
2/5/06	vs. Seattle	Roethlisberger 1-yd. run	W, 21-10
1/23/11	New York Jets	Roethlisberger 2-yd. run	W, 24-19

## EMMANUEL SANDERS WR

HEIGHT — 5-11

WEIGHT — 180

COLLEGE — SMU

BIRTHDATE — March 17, 1987

BIRTHPLACE — Bellville, Texas

HOW ACQUIRED — D3-'10 (#82)

NFL EXPERIENCE — 2nd Year

88



PRO

(13-1/3-0): Drafted by the Steelers in the third round (82nd overall) of the 2010 NFL Draft.

**2010 (16-0/3-0):** Saw action at WR and on special teams for 13 regular-season games, starting one...missed one game because of a leg injury...made an immediate impact as a rookie...finished the season fourth on the team in receptions (28), receiving yards (376) and tied for second with two receiving touchdowns...saw action as both kick returner and punt returner...led the team in kickoff returns (25), kickoff return yards (628) and kickoff return average (25.1)...returned four punts for 60 yards, including a team-best 38-yard return...was named AFC Special Teams Player of the Week for his Week 7 performance at Miami...added 12 tackles and one forced fumble on special teams...saw action in all three postseason contests, primarily at WR...finished with seven receptions for 91 yards in the postseason...**9/12 vs. Atlanta:** Made his NFL debut...saw action at wide receiver and on special teams...had two special teams tackles...had one kick return for 23 yards...**9/19 at Tennessee:** Was inactive due to a leg injury...**9/26 at Tampa Bay:** Was inactive for the second consecutive game...**10/3 vs. Baltimore:** Was inactive...**10/17 vs. Cleveland:** Played in his second career game...finished with two

receptions for 37 yards...caught his first career pass, a 22-yarder from QB Ben Roethlisberger in the second quarter...had two kickoff returns for 38 yards, including a long of 21 yards...had one special teams tackle...**10/24 at Miami:** Named AFC Special Teams Player of the Week for his Week 7 performance...averaged 28.8 yards per kickoff return, including a long of 48 yards in the fourth quarter that set up K Jeff Reed's game-winning field goal...had a 37-yard kickoff return in the second quarter that set up a 53-yard touchdown from Roethlisberger to WR Mike Wallace...had one reception for 18 yards...had one special teams tackle...**10/31 at New Orleans:** Finished with three kickoff returns for 98 yards (32.7 avg.), including a long of 41 yards...posted a 38-yard punt return late in the first quarter, his first career punt return...had one reception for 21 yards...had one special teams tackle...**11/8 at Cincinnati:** Had four kickoff returns for 88 yards, including a long of 30 yards...had two special teams tackles...forced his first career fumble on the opening kickoff...**11/14 vs. New England:** Saw action at wide receiver and on special teams...finished with five catches for 41 yards...caught his first career touchdown pass, a six-yarder from Roethlisberger early in the fourth quarter...added six kickoff returns for 156 yards, with a long of 34 yards...had two punt



## Emmanuel Sanders

returns for 22 yards...**11/21 vs. Oakland:** Saw action at WR and on special teams...had two receptions for 35 yards and one touchdown...hauled in a 22-yard touchdown pass from Roethlisberger in the second quarter, marking his second straight game with a touchdown reception...had one special teams tackle...**11/28 at Buffalo:** Saw action at WR and on special teams...had two catches for 27 yards...had four kickoff returns for 81 yards...had one special teams tackle...**12/5 at Baltimore:** Saw action at WR and on special teams...had a 28-yard reception down to the Ravens' two-yard line on the last play of the third quarter...finished with three catches for 49 yards...had one special teams tackle...**12/12 vs. Cincinnati:** Saw action at WR and on special teams...**12/19 vs. N.Y. Jets:** Saw action on special teams and at WR...finished with career highs of seven catches for 78 yards, including a long of 29 yards...had one special teams tackle...**12/23 vs. Carolina:** Saw action at WR and on special teams...finished with four catches for 54 yards...caught a career-long 35-yard pass from Roethlisberger in the second quarter...had one special teams tackle...**1/2 at Cleveland:** Saw action at WR and on special teams...started his first career game...had one catch for 16 yards...**AFC Divisional Game 1/15 vs. Baltimore:** Saw action on special teams and at WR in his first career postseason contest...had four receptions for 54 yards, including a long of 17 yards...added three special teams tackles...**AFC Championship Game 1/23 vs. N.Y. Jets:** Saw action at WR and on special teams...finished with one catch for 20 yards...added two special teams tackles...**Super Bowl XLV 2/6 vs. Green Bay:** Saw action on special teams and at WR...finished with two catches for 17 yards...left the game in the second quarter with a foot injury and did not return.

**COLLEGE** Ranks as SMU's all-time leader in career catches, TD catches and yards, single-season and single-game receptions and single-season yardage...holds SMU records for career 100-yard-receiving games with 16 and season 100-yard games with six (2008)...only player in SMU history to record four 600-yard receiving seasons - no other receiver has three...majored in sociology. **2009:** Started all 13 games, earning first team All-C-USA honors...had 98 receptions for 1,339 yards and seven touchdowns...returned 20 punts for 275 yards and one touchdown...averaged 124.6 all-purpose yards per game...ranked sixth in the NCAA with 103 yards per game receiving...his 98 receptions were seventh best in the NCAA...finished his career as SMU's career leader in receptions (235), touchdown catches (34) and

yards (3,791)...in his final game, had seven catches for 124 yards and a score in helping SMU to a 45-10 win over Nevada in the Sheraton Hawaii Bowl...earned honorable mention All-America by SI.com. **2008:** Earned second team All-C-USA accolades...started the first 10 games, catching 67 passes for 958 yards and nine TDs...ranked 11th in the nation with 95.8 receiving yards per game and 19th with 6.7 catches per game...finished the season as SMU's career leader in TD catches (27)...set a new SMU season record with six 100-yard games in 2008...became the first player in SMU history to record three 600-yard receiving seasons...caught three TD passes in the Texas State win...had a season-high 132 yards receiving against Tulsa...named to the College Football Top Ten & Pegasus News All-DFW College Football Team. **2007:** Started all 12 games...an honorable mention All-C-USA selection by the league's coaches...caught 74 passes for 889 yards and nine TDs on the year...the 74 receptions rank as third-most ever in a season at SMU and the 889 yards rank fourth...caught 13 passes and three TDs in the season finale at Memphis and 10 passes in the North Texas win...had three 100-yard games - Arkansas State (100), Tulane (155) and Memphis (118)...also handled punt returns and finished with 183 yards on 20 returns...had a season-long return of 33 yards against Rice...co-winner of the team's Wild Horse Club Award along with Justin Willis. **2006:** Named an honorable mention Freshman All-America at both wide receiver and kick returner by The Sporting News...was an All-Freshman Conference-USA pick at both spots by both the coaches and the media...second-team All-C-USA selection by the Houston Chronicle, a third-team choice by the media and an honorable mention pick by the coaches...co-winner of the James Bradley "New Mustang" award for consistent play along with Bryan McCann and Justin Willis...caught TD passes in six straight games (Sam Houston through ECU), breaking a 29-year-old SMU record for consecutive games with a TD catch...recorded team-highs with 46 grabs for 605 yards...had a team-best nine receiving TDs - the most ever by a freshman at SMU and the second-most in a season ever at SMU...his 151 receiving yards against Houston made him the first SMU player with 150-or-more receiving yards since 1998...had pairs of TD receptions against Houston and ECU...returned kicks and ranked second in C-USA with a 24.0-yard average. **2005:** Redshirted as a true freshman.

**PERSONAL** First-team all-district performer at three positions, running back, wide receiver and safety at Bellville High

## Emmanuel Sanders

(Bellville, Texas)...had 66 carries for 499 yards and six TDs as a senior...hauled in 24 catches for 414 yards and a score...also threw for a touchdown...recorded 49 tackles and three interceptions on defense...named team's MVP...Tri-County Offensive Player of the Year...

earned seven All-District honors during his high school career...four-sport letterman - football, baseball, basketball and track...son of Stephanie Sanders and Joel Shallow...Full name: Emmanuel Sanders.

### Sanders' 2010 Game-by-Game Statistics

Date	Opponent	GP	GS	RECEIVING						RUSHING				
				Tar	Rec	Yds	Avg	Lg	TD	No	Yds	Avg	Lg	
9/12	ATLANTA	1	0	0	0	0	0.0	0	0	0	0.0	0		
9/19	at Tennessee													
9/26	at Tampa Bay													
10/3	BALTIMORE													
10/17	CLEVELAND	1	0	2	2	37	18.5	22	0	0	0	0.0	0	
10/24	at Miami	1	0	1	1	18	18.0	18	0	0	0	0.0	0	
10/31	at New Orleans	1	0	2	1	21	21.0	21	0	0	0	0.0	0	
11/8	at Cincinnati	1	0	0	0	0	0.0	0	0	0	0	0.0	0	
11/14	NEW ENGLAND	1	0	9	5	41	8.2	11	1	0	0	0.0	0	
11/21	OAKLAND	1	0	4	2	35	17.5	22	1	0	0	0.0	0	
11/28	at Buffalo	1	0	5	2	27	13.5	16	0	0	0	0.0	0	
12/5	at Baltimore	1	0	6	3	49	16.3	28	0	0	0	0.0	0	
12/12	CINCINNATI	1	0	1	0	0	0.0	0	0	0	0	0.0	0	
12/19	N.Y. JETS	1	0	13	7	78	11.1	29	0	0	0	0.0	0	
12/23	CAROLINA	1	0	5	4	54	13.5	35	0	0	0	0.0	0	
1/2	at Cleveland	1	1	2	1	16	16.0	16	0	0	0	0.0	0	
<b>SEASON TOTALS</b>		<b>13</b>	<b>1</b>	<b>50</b>	<b>28</b>	<b>376</b>	<b>13.4</b>	<b>35</b>	<b>2</b>	<b>0</b>	<b>0</b>	<b>0.0</b>	<b>0</b>	

Date	Opponent	No	FC	PUNT RETURNS				KICKOFF RETURNS				
				Yds	Avg	Lg	TD	No	Yds	Avg	Lg	TD
9/12	ATLANTA	0	0	0	0.0	0	0	1	23	23.0	23	0
9/19	at Tennessee											
9/26	at Tampa Bay											
10/3	BALTIMORE											
10/17	CLEVELAND	0	0	0	0.0	0	0	2	38	19.0	21	0
10/24	at Miami	0	0	0	0.0	0	0	5	144	28.8	48	0
10/31	at New Orleans	1	0	38	38.0	38	0	3	98	32.7	41	0
11/8	at Cincinnati	1	0	0	0.0	0	0	4	88	22.0	30	0
11/14	NEW ENGLAND	2	0	22	11.0	12	0	6	156	26.0	34	0
11/21	OAKLAND	0	0	0	0.0	0	0	0	0	0.0	0	0
11/28	at Buffalo	0	0	0	0.0	0	0	4	81	20.3	25	0
12/5	at Baltimore	0	0	0	0.0	0	0	0	0	0.0	0	0
12/12	CINCINNATI	0	0	0	0.0	0	0	0	0	0.0	0	0
12/19	N.Y. JETS	0	0	0	0.0	0	0	0	0	0.0	0	0
12/23	CAROLINA	0	0	0	0.0	0	0	0	0	0.0	0	0
1/2	at Cleveland	0	0	0	0.0	0	0	0	0	0.0	0	0
<b>SEASON TOTALS</b>		<b>4</b>	<b>1</b>	<b>60</b>	<b>15.0</b>	<b>38</b>	<b>0</b>	<b>25</b>	<b>628</b>	<b>25.1</b>	<b>48</b>	<b>0</b>

### POSTSEASON

Date	Opponent	GP	GS	RECEIVING						RUSHING				
				Tar	Rec	Yds	Avg	Lg	TD	No	Yds	Avg	Lg	
1/15	BALTIMORE	1	0	7	4	54	13.5	17	0	0	0	0.0	0	
1/23	N.Y. JETS	1	0	3	1	20	20.0	20	0	0	0	0.0	0	
2/6	vs. Green Bay	1	0	3	2	17	8.5	13	0	0	0	0.0	0	
<b>POSTSEASON TOTALS</b>		<b>3</b>	<b>0</b>	<b>13</b>	<b>7</b>	<b>91</b>	<b>13.0</b>	<b>20</b>	<b>0</b>	<b>0</b>	<b>0</b>	<b>0.0</b>	<b>0</b>	

Date	Opponent	No	FC	PUNT RETURNS				KICKOFF RETURNS					
				Yds	Avg	Lg	TD	No	Yds	Avg	Lg	TD	
1/15	BALTIMORE	1	0	7	4	54	13.5	17	0	0	0	0.0	0
1/23	N.Y. JETS	1	0	3	1	20	20.0	20	0	0	0	0.0	0
2/6	vs. Green Bay	1	0	3	2	17	8.5	13	0	0	0	0.0	0
<b>POSTSEASON TOTALS</b>		<b>3</b>	<b>0</b>	<b>13</b>	<b>7</b>	<b>91</b>	<b>13.0</b>	<b>20</b>	<b>0</b>	<b>0</b>	<b>0</b>	<b>0.0</b>	<b>0</b>



## Emmanuel Sanders

## Sanders' Career Statistics

## REGULAR SEASON

Year	Team	GP	GS	RECEIVING					RUSHING				
				Tar	Rec	Yds	Avg	Lg	TD	No	Yds	Avg	Lg
2010	Pittsburgh	13	0	50	28	376	13.4	35	2	0	0	0.0	0
NFL Totals		13	0	50	28	376	13.4	35	2	0	0	0.0	0

Year	Team	No	FC	PUNT RETURNS				KICKOFF RETURNS				
				Yds	Avg	Lg	TD	No	Yds	Avg	Lg	TD
2010	Pittsburgh	4	1	60	15.0	38	0	25	628	25.1	48	0
NFL Totals		4	1	60	15.0	38	0	25	628	25.1	48	0

Career Special Teams Tackles (12): 12 in '10.

## POSTSEASON

Year	Team	GP	GS	RECEIVING					RUSHING				
				Tar	Rec	Yds	Avg	Lg	TD	No	Yds	Avg	Lg
2010	Pittsburgh	3	0	13	7	91	13.0	20	0	0	0	0.0	0
NFL Totals		3	0	13	7	91	13.0	20	0	0	0	0.0	0

Career Postseason Special Teams Tackles (5): 5 in '10.

## CHRIS SCOTT OT

HEIGHT – 6-4

WEIGHT – 319

COLLEGE – Tennessee

BIRTHDATE – Aug. 4, 1987

BIRTHPLACE – Riverdale, Ga.

HOW ACQUIRED – D5a-'10 (#51)

NFL EXPERIENCE – 2nd Year

61



## PRO

**[0-0/0-0]:** Drafted by the Steelers as their first of three selections in the fifth round (151st overall) of the 2010 NFL Draft.

**2010 [0-0/0-0]:** Spent the first eight weeks on the PUP List before being added to the active roster on November 11, 2011...was inactive for the remainder of the season and for all three postseason contests.

## COLLEGE

Started the final 39 games of his career...majored in legal studies.

**2009:** Anchor on the offensive line as he started all 13 games...started every game for the third consecutive year at left tackle...helped block for a rushing attack that averaged 157 yards per game and 19 touchdowns, for quarterback Jonathan Crompton to throw for more than 215 yards per game, for an offense that averaged 383 yards per game...a key part in an offensive line that only allowed 18 sacks in 13 games.

**2008:** Started every game for second consecutive year...reached streak of 26 consecutive starts by season's end, with 18 of those at left tackle and the other eight at right guard, where he began his Vols career...Vols saved their best offensive line work for the end of the 2008 season, with 51 rushes for 222 yards at Vandy and 53 more for 210 yards against Kentucky in

pair of wins...part of Vols offensive line that led nation with only four sacks allowed. **2007:** Proved his ability to play all five positions on offensive line...started first eight games at right guard, then moved to left tackle for remainder of season after injury to Eric Young in overtime win against South Carolina...Vols led country with only four sacks allowed (Rutgers next with 10)...starting quarterback Erik Ainge was sacked just three times in 519 pass attempts, setting major college record with a minimum 300 attempts...team's combined 534 pass attempts meant opponents sacked UT quarterbacks once every 133.5 attempts...in first game at left tackle, Vols rushed for season-high 273 yards...helped Tennessee offense produce a 3,000-yard passer, 1,000-yard rusher and 1,000-yard receiver. **2006:** Appeared in seven games...part of offensive line unit that allowed only 19 sacks – third-fewest in the league – against 415 pass attempts – second-most in the league. **2005:** Redshirted.

## PERSONAL

Parade All-America and second-team All-USA selection by *USA Today*...played for East squad in U.S. Army All-American Bowl...two-time All-State choice by *Atlanta Journal-Constitution*, which named him to its Super Southern 100 team...*Orlando Sentinel* All-Southern

## Chris Scott

honoree...twice named All-Region and All-Area and was junior All-America by Rivals.com in 2003...during senior year, finished with 58 pancake blocks and 90 percent blocking grade...allowed no sacks that year...three-season starter on offensive line...played defen-

sive tackle in goal line situations...also competed in track and field, with a 54-0 in the shot put...son of Harold and Tracey Scott...Full name: Christopher George Micheal Scott.

## JONATHAN SCOTT OT

HEIGHT - 6-6

WEIGHT - 318

COLLEGE - Texas

BIRTHDATE - Jan. 10, 1983

BIRTHPLACE - Dallas, Texas

HOW ACQUIRED - FA-'10

NFL EXPERIENCE - 6th Year

72



PRO

**(46-23/3-3):** Signed a two-year deal with the Steelers on July 29, 2011...Signed a one-year contract with the Steelers on March, 9, 2010...signed to the Bills 53-man roster on December 18, 2008...released by the Detroit Lions on August 30, 2008...was originally drafted by the Lions in the fifth round (141st overall) of the 2006 NFL Draft.

**2010 (16-9/3-3):** Saw significant action at left tackle in place of injured LT Max Starks...played in all 16 regular-season games, starting eight...helped pave the way for RB Rashard Mendenhall to rush for a career-high 1,273 yards and for QB Ben Roethlisberger to throw for 3,200 yards and 17 touchdowns...started all three postseason contests, blocking for Steelers' running backs to gain 121.0 rushing yards per game...**9/12 vs. Atlanta:** Made his Steelers' debut...saw action at left tackle...helped block for Steelers' rushers to gain 143 yards on the ground...replaced injured LT Max Starks, who left the game in the 3rd quarter with an ankle injury...**9/19 at Tennessee:** Started his 15th career game on the offensive line (first 14 came with Detroit Lions and Buffalo Bills)...started at left tackle in place of the injured Max Starks...helped Steelers' rushers gain 106 yards on the ground...**9/26 at Tampa Bay:** Contributed on offense and on special teams...**10/3 vs. Baltimore:** Played in his fourth game of the season on the offensive line and on special teams...**10/17 vs. Cleveland:** Helped block for Steelers' rushers to gain 121 yards on the ground...helped block for RB Rashard Mendenhall to rush for 84 yards and one touchdown and for QB Ben Roethlisberger to throw for 257 yards and three touchdowns...was part of an offensive line that did not allow a sack for the second time this season...**10/24 at Miami:** Saw action on the offensive line and on special teams...

came in at right tackle for injured RT Flozell Adams...helped block for Roethlisberger to throw for 302 yards and two touchdowns...**10/31 at New Orleans:** Saw action on special teams and on the offensive line, filling in for injured RT Flozell Adams...**11/8 at Cincinnati:** Saw action on the offensive line and one special teams...**11/14 vs. New England:** Made his second start of the season at left tackle in place of injured LT Max Starks...helped block for Roethlisberger to throw for a season-high 387 yards and three touchdowns and for the offense to gain 425 yards...**11/21 vs. Oakland:** Made his third start of the season at LT...helped block for Steelers' rushers to gain 162 yards on the ground, for Roethlisberger to throw for 275 yards and three touchdowns and for the Steelers' offense to gain 431 yards of total offense...**11/28 at Buffalo:** Started at left tackle...helped block for Mendenhall to gain a season-high 151 yards rushing...helped block for Steelers' rushers to gain a season-high 206 yards rushing and for Roethlisberger to throw for 246 yards...helped block for a Steelers' offense that had 426 total yards...**12/5 at Baltimore:** Started at left tackle...helped block for a Steelers' offense that gained 288 total yards and for Roethlisberger to throw for 253 yards and one touchdown...**12/12 vs. Cincinnati:** Started at LT...helped block for a Steelers' offense to gain 354 total yards and for Roethlisberger to throw for 258 yards...**12/19 vs. N.Y. Jets:** Started at LT...helped block for Steelers' rushers to gain 147 yards on the ground and for Roethlisberger to throw for 264 yards and one touchdown...**12/23 vs. Carolina:** Started at left tackle...helped block for the Steelers' offense to gain 408 yards of total offense...helped block for Steelers' rushers to gain 115 yards on the ground and for Roethlisberger to throw for 320 yards and one touchdown...**1/2 at Cleveland:** Started at left



Jonathan Scott

tackle...helped block for the Steelers' offense to gain 418 total yards and for Roethlisberger to throw for 28- yards and two touchdowns...**AFC Divisional Game 1/15 vs. Baltimore:** Made his first postseason start and played in his first postseason game at LT...helped block for the Steelers' offense to gain 263 total yards and for Roethlisberger to throw for 226 yards and two touchdowns...**AFC Championship Game 1/23 vs. N.Y. Jets:** Started at left tackle...helped block for the Steelers' offense to gain 287 total yards and for Mendenhall to rush for 121 yards and one touchdown...was part of an offensive line that didn't commit a penalty...**Super Bowl XLV 2/6 vs. Green Bay:** Made his third career postseason start at LT...helped block for the Steelers' offense to gain 387 total yards and for Roethlisberger to throw for 263 yards and two touchdowns.

**2009 (10-8):** Played in 10 games and started eight at RT and LT for the Buffalo Bills...battled injuries all season...was inactive for five games including the last game of the regular season.

**2008 (0-0):** Joined the Bills in Week 16 but was inactive for the final two games...released by the Lions after training camp on August 30, 2008.

**2007 (7-2):** Appeared in seven games for the Lions, making two starts at right tackle...placed on Reserve/Injured List on November 26, 2007.

**2006 (13-4):** Played in 13 games, making four starts on the offensive line for the Detroit Lions.

**COLLEGE** Emerged as the starting right tackle in 2002 as a redshirt freshman at Texas and began the 2003 season as the starting left tackle...started 45 of 51 games, including his final 43...graduated in May 2005 from liberal arts program with a bachelor's degree in communications (radio/television/film)...six-time member of Texas' Athletics Director's Academic Honor Roll...was a regular visitor with teammates at the Austin Children's Hospital and volunteered as The Texas School for the Deaf Sports Day.

**PERSONAL** Attended Carter High School (Dallas, Texas)...three-year standout who did not allow a sack while collecting 81 knockdown blocks during his senior year in 2003...added two letters in basketball and track...was a regional qualifier in the shot put, with a career-best toss of 48'7"...father, Ray, was a defensive end/tight end at Prairie View A&M and was selected in the ninth round of the 1967 NFL Draft by the New York Jets...Full name: Jonathan Ray Scott.

## DANIEL SEPULVEDA P

HEIGHT – 6-3

WEIGHT – 230

COLLEGE – Baylor

BIRTHDATE – Jan. 12, 1984

BIRTHPLACE – Austin, Texas

HOW ACQUIRED – D4a-10 (#112)

NFL EXPERIENCE – 5th Year

9



**PRO**

**(44-0/1-0):** Re-signed a one-year deal on August 4, 2011...

Signed his one-year contract tender on April 19, 2010...suffered a season-ending knee injury during 2008 training camp...was the recipient of the Joe Greene Great Performance Award in 2007, given annually to the Steelers' top rookie...originally drafted in the fourth round (112th overall) of the 2007 NFL Draft

**2010 (12-0/0-0):** Punted in 12 games before being placed on the Reserve/Injured List on December 7, 2010 with an ACL injury...had 56 punts for 2,550 yards (45.5 avg.), with a long of 62 yards...had eight touchbacks and 16 punts downed inside the opponents' 20-yard line...**9/12 vs. Atlanta:** Had three punts more

than 50 yards with a long of 55 yards...averaged 50.8 yards punting with a 46.8 net average...**9/19 at Tennessee:** Averaged 43.5 yards punting on eight punts...had a 30.6 net average...had three touchbacks...had two punts more than 50 yards with a long of 59 yards...**9/26 at Tampa Bay:** Had one punt for 62 yards, which is the longest punt of his career...**10/3 vs. Baltimore:** Had five punts for 247 yards (49.4 avg.) with a long of 57 yards...posted a 45.6 net average...had two punts longer than 50 yards...had one punt inside the 20-yard line...**10/17 vs. Cleveland:** Had six punts for 257 yards (42.8 avg.), with a long of 60 yards...had a net average of 39.5 yards...had four punts downed inside the 20-yard line...**10/24**

## Daniel Sepulveda

at Miami: Had three punts for 142 yards (47.3 avg.), including a long of 51 yards...had a net average of 38.3 yards...**10/31 at New Orleans:** Had four punts for 192 yards (48.0 avg.), including a long of 54 yards...had a net average of 43.8 yards...had two punts downed inside the 20-yard line...**11/8 at Cincinnati:** Punted in his 40th career game...had five punts for 203 yards (40.6 avg.), including a long of 48 yards, with a net average of 34.8 yards...had two punts downed inside the 20-yard line...**11/14 vs. New England:** Had five punts for 226 yards (45.2 avg.), with a net average of 38.8 yards...had a long punt of 53 yards...had two punts of more than 50 yards...had one special teams tackle...**11/21 vs. Oakland:** Averaged 45.0 yards per punt on seven punts, including a long of 54 yards...had four punts downed inside the 20-yard line...**11/28 at Buffalo:** Had four punts for 171 yards (42.8 avg.), with a long of 55 yards...**12/5 at Baltimore:** Had three punts for 133 yards (44.3 avg.), with a long of 53 yards...left the game in the second quarter with an ACL injury...did not punt the rest of the game, but served as the holder...**12/12 vs. Cincinnati:** Was placed on the Reserve/Injured List on December 7, 2010 with a season-ending ACL injury.

**2009 (16-0):** Averaged 42.7 yards per punt, and had a long of 60 yards...also had three special teams tackles...**9/10 vs. Tennessee:** Punted in his 17th career game...punted seven times for 299 yards (42.7 avg.) with a net of 40.7 and a long of 54...downed four punts inside the 20...**9/20 at Chicago:** Punted in his 18th career game...punted three times for 163 yards (54.3 avg.) with a net average of 49.7 and a long of 58...established single-game career highs in both punting average and net average...**9/27 at Cincinnati:** Punted in his 19th career game...punted twice for 85 yards (42.5 avg.) with a long of 51...**10/4 vs. San Diego:** Punted in his 20th career game...punted twice for 84 yards (42.0 avg.) with a long of 55...**10/11 at Detroit:** Punted in his 21st career game...punted four times for 194 yards (48.5 avg.) with a long of 51...**10/18 vs. Cleveland:** Punted in his 22nd career game...punted two times for 91 yards (45.4 avg.) with a long of 50...**10/25 vs. Minnesota:** Punted in his 23rd career game...punted six times for 248 yards (41.3 avg.) with a long of 45...**11/9 at Denver:** Punted in his 24th career game...punted five times for 221 yards (44.2 avg.) with a long of 55...recorded one tackle on special teams...**11/15 vs. Cincinnati:** Punted in his 25th career game...punted five times for 217 yards (43.4 avg.) with a long of 55...**11/22 at Kansas City:** Punted in his 26th career game...punted six times for 235

yards (39.2) with a long of 43...**11/29 at Baltimore:** Punted in his 27th career game...punted eight times for 357 yards (44.6 avg.) with a long of 58...recorded two tackles (one solo) on special teams...**12/6 vs. Oakland:** Punted in his 28th career game...punted three times for 130 yards (43.3 avg.) with a long of 53...**12/10 at Cleveland:** Punted in his 29th game...punted eight times for 342 yards (42.8 avg.) with a long of 60...**12/20 vs. Green Bay:** Punted in his 30th career game...punted five times for 191 yards (38.2 avg.) with a long of 45...**12/27 vs. Baltimore:** Punted in his 31st career game...punted four times for 146 yards (36.5 avg.) with a long of 41...**1/3 at Miami:** Punted in his 32nd career game...punted two times for 71 yards (35.5 avg.) with a long of 41.

**2008 (0-0):** Missed the entire season after suffering a knee injury early in training camp and undergoing surgery...placed on the Reserve/Injured List on August 25, 2008.

**2007 (16-0/1-0):** Punted in all 16 games and the AFC Wild Card Game...named to *Pro Football Weekly*/PFWA All-Rookie Team...2008 recipient of the Joe Greene award as Steelers' Rookie of the Year...made NFL debut in Week 1 win over Cleveland...punted 68 times for 2,880 yards (42.4 avg.)...had a net average of 37.9...had 28 punts downed inside the 20...punted a career-long 59-yarder in a Week 4 loss at Arizona...had a single-game high five punts downed inside the 20 in a Week 12 win over Miami...completed his first NFL pass attempt to Najeh Davenport in a Week 16 win over St. Louis (32 yards)...had one special teams tackle...punted four times for 177 yards (44.3 avg.) in the playoff loss to Jacksonville...also had a long of 48 yards and one punt downed inside the 20...**9/9 at Cleveland:** Had six punts with four landing inside the 20-yard line and the other two not being returned...had a 45-yard long, while registering a 37.2 net avg...**9/16 vs. Buffalo:** Recorded one punt for 41 yards which was downed on the seven-yard line by William Gay...**9/23 vs. San Francisco:** Had two punts for 84 yards (42.0 avg.)...his longest punt of 47 yards was saved from going into the end zone by Bryant McFadden and then downed on the eight-yard line by James Harrison...**9/30 at Arizona:** Punted seven times for 360 yards (51.4 avg.)...registered one touchback, while two were downed inside the 20-yard line...**10/7 vs. Seattle:** Recorded six punts for 282 yards (47.0 avg.) with three landing inside the 20-yard line...also had one special teams tackle...**10/21 at Denver:** Logged two punts for 76 yards (38.0 avg.)...one of his punts was fair caught by Glenn



## Daniel Sepulveda

Martinez at the Denver 13-yard line...**10/28 at Cincinnati:** Was called on once and had a 37-yard punt that Glenn Holt caught at the Bengals' 18-yard line for a fair catch...**11/5 vs. Baltimore:** Had a season-high eight punts for 362 yards (45.3 avg.)...finished with a net average of 41.8...had a long of 55 yards and had four punts land inside the 20-yard line...**11/11 vs. Cleveland:** Punted five times for 207 yards (41.4 avg.) with a long of 43 yards...**11/18 at New York Jets:** Recorded five punts for 207 yards (41.4 avg.) including a long of 46 yards...**11/26 vs. Miami:** Punted five times for 173 yards (34.6 avg.) as all five punts were downed inside the 20-yard line...had a 47-yard punt in the third quarter that went out of bounds at the Dolphins' six-yard line...**12/2 vs. Cincinnati:** Punted four times for 162 yards (40.5 avg.), including a 49-yard long...**12/9 at New England:** Punted three times for 126 yards (42.0 avg.), including a long of 44 yards...downed one punt inside the 20-yard line...**12/16 vs. Jacksonville:** Punted seven times for 286 yards (40.9 avg.), including a long of 55 yards...downed two punts inside the 20-yard line...had a 55-yard punt in the second quarter after the Steelers were pinned back at their own 11-yard line...**12/20 at St. Louis:** Punted two times for 105 yards (52.5 avg.), including a 53-yard long...also connected with Davenport on a 32-yard pass to convert a fourth-down midway through the second quarter...**12/30 at Baltimore:** Punted four times for 149 yards (37.3 avg.), including a 48-yard long...**AFC Wild Card Game 1/5 vs. Jacksonville:** Punted four times in his first postseason appearance for 177 yards (44.3 avg.) with a long of 48 yards.

**COLLEGE** Became the first two-time winner of the Ray Guy Award, given to the top punter in the nation...(2004 and 2006)...his career punting average (45.24 yards per punt) is the best in the history of Division I football for players with at least 250 punts...established an NCAA record with 94 career punts of 50-plus yards...holds the school and Big Twelve Conference career-record 277 punts...his career average of 45.24 yards rank second in conference annals...Sepulveda's 277 punts for 12,531 yards broke the previous school career records of 252 attempts for 10,339 yards by Ron Stowe (1979-82)...his 87 punts in 2003 broke the school and Big Twelve season record...his average of 52.1 yards on nine punts vs. Kansas State in 2006 set a school game-record (minimum eight kicks). **2006:** Earned All-American first-team honors from The NFL Draft Report, Associated Press, *The Sporting News*, Walter Camp, Football Writers Association and the American Football Coaches Association, becoming the school's

first unanimous All-American since Santana Dotson in 1991...was the only player nationally to earn unanimous All-America and first-team Academic All-America honors in 2006...the recipient of the Ray Guy Award for an unprecedented second time...led the nation and set a school season record with 66 punts for 3,068 yards (46.48 avg). **2005:** Because the third Baylor football player (and first since 1963) to earn both academic and athletic All-American accolades in the same season...received second-team All-American recognition from The NFL Draft Report, Associated Press, *The Sporting News* and Rivals.com, third-team status from *College Football News* and honorable mention from *Sports Illustrated*...first-team All-Big Twelve choice by the Associated Press, ESPN.com, *The Dallas Morning News*, *Austin American-Statesman* and *San Antonio Express-News*...ranked third in the nation with a punting average of 46.18 yards...had 19 punts of 50-plus yards on the season, including six of 60 or more yards. **2004:** Captured the Ray Guy Award as college football's top punter and earned second-team All-American honors from both the Walter Camp Foundation and Rivals.com, third-team recognition from the Associated Press, *College Football News* and *College Sports Report*...first-team All-Big Twelve Conference choice by the league's coaches, the Associated Press and ESPN.com...earned first-team Academic All-Big Twelve honors and Baylor's special teams MVP award for the second straight season...ranked second in the Big Twelve and third nationally with a 45.97-yard average. **2003:** Earned first-team All-Big Twelve Conference honors from *College Football News* and second-team recognition from the league's coaches...honorable mention All-Big Twelve Conference pick by the Associated Press...named Baylor's special teams MVP...ranked third in the conference and 23rd nationally with his 43.10-yard average...recorded a Baylor record 26 punts of 50 or more yards and had at least one such punt in every game...finished with a Big Twelve season-record 87 punts. **2002:** Walked on to the team and was redshirted as a true freshman, performing as an outside linebacker on the scout team.

**PERSONAL** Attended Highland Park High School (Dallas, Texas)...battled through injuries while earning second-team academic All-State honors as a senior linebacker...National Honor Society member and competed on the school's track team...earned Academic All-Big Twelve Conference honors four times and Academic All-American recognition three times...son of Susan and Carlos Sepulveda...Full name: Daniel Wade Sepulveda.

## Daniel Sepulveda

### Sepulveda's Career Highs

Punts	8	(last at Tennessee, 9/19/10)
Punting Yards	362	(vs. Baltimore, 11/5/07)
Average	62.0	(at Tampa Bay, 9/26/10)
Longest Punt	62	(at Tampa Bay, 9/26/10)
Inside 20-Yard Line	5	(vs. Miami, 11/26/07)

### Sepulveda's Top Five (Longest Punts)

62 yds.	(at Tampa Bay, 9/26/10)
60 yds.	(at Cleveland, 12/10/09)
59 yds.	(at Arizona, 9/30/07)
56 yds.	(vs. Seattle, 10/7/07)
55 yds.	(vs. Jacksonville, 12/16/07)
	(vs. Baltimore, 11/5/07)

### Sepulveda's 2010 Game-by-Game Statistics

Date	Opponent	GP	No	Yds	Avg	Ret	Yds	Net	TB	In 20	Lg	Blk
9/12	ATLANTA	1	5	254	50.8	2	20	46.8	0	0	55	0
9/19	at Tennessee	1	8	348	43.5	3	43	30.6	3	0	59	0
9/26	at Tampa Bay	1	1	62	62.0	0	0	62.0	0	1	62	0
10/3	BALTIMORE	1	5	247	49.4	3	19	45.6	0	1	57	0
10/17	CLEVELAND	1	6	257	42.8	1	0	39.5	1	4	60	0
10/24	at Miami	1	3	142	47.3	2	27	38.3	0	1	51	0
10/31	at New Orleans	1	4	192	48.0	1	17	43.8	0	2	54	0
11/8	at Cincinnati	1	5	203	40.6	3	9	34.8	1	2	48	0
11/14	NEW ENGLAND	1	5	226	45.2	1	12	38.8	1	0	53	0
11/21	OAKLAND	1	7	315	45.0	4	17	39.7	1	4	54	0
11/28	at Buffalo	1	4	171	42.8	2	-1	43.0	0	0	55	0
12/5	at Baltimore	1	3	133	44.3	1	35	26.0	1	1	53	0
12/12	CINCINNATI											
12/19	N.Y. JETS											
12/23	CAROLINA											
1/2	at Cleveland											
<b>SEASON TOTALS</b>		<b>12</b>	<b>56</b>	<b>2,550</b>	<b>45.5</b>	<b>23</b>	<b>198</b>	<b>39.1</b>	<b>8</b>	<b>16</b>	<b>62</b>	<b>0</b>

### POSTSEASON

1/15	BALTIMORE											
1/23	N.Y. JETS											
2/6	vs. Green Bay											
<b>POSTSEASON TOTALS</b>		<b>0</b>	<b>0</b>	<b>0</b>	<b>0.0</b>	<b>0</b>	<b>0</b>	<b>0.0</b>	<b>0</b>	<b>0</b>	<b>0</b>	<b>0</b>

### Sepulveda's 2009 Game-by-Game Statistics

Date	Opponent	GP	No	Yds	Avg	Ret	Yds	Net	TB	In 20	Lg	Blk
9/10	TENNESSEE	1	7	299	42.7	4	14	40.7	0	4	54	0
9/20	at Chicago	1	3	163	54.3	2	14	49.7	0	1	58	0
9/27	at Cincinnati	1	2	85	42.5	1	17	34.0	0	1	51	0
10/4	SAN DIEGO	1	2	84	42.0	0	0	42.0	0	1	55	0
10/11	at Detroit	1	4	194	48.5	4	21	43.3	0	1	51	0
10/18	CLEVELAND	1	2	91	45.4	1	26	22.5	1	0	50	0
10/25	MINNESOTA	1	6	248	41.3	3	8	40.0	0	2	45	0
11/9	at Denver	1	5	221	44.2	2	21	40.0	0	3	55	0
11/15	CINCINNATI	1	5	217	43.4	3	20	39.4	0	2	55	0
11/22	at Kansas City	1	6	235	39.2	1	0	35.8	1	2	43	0
11/29	at Baltimore	1	8	357	44.6	5	71	33.3	1	3	58	0
12/6	OAKLAND	1	3	130	43.3	0	0	43.3	0	2	53	0
12/10	at Cleveland	1	8	342	42.8	2	61	30.5	0	3	60	0
12/20	GREEN BAY	1	5	191	38.2	2	25	33.2	0	2	45	0
12/27	BALTIMORE	1	4	146	36.5	2	24	25.5	1	1	41	0
1/3	at Miami	1	2	71	35.5	1	3	34.0	0	1	41	0
<b>SEASON TOTALS</b>		<b>16</b>	<b>72</b>	<b>3,074</b>	<b>42.7</b>	<b>33</b>	<b>325</b>	<b>37.1</b>	<b>4</b>	<b>29</b>	<b>60</b>	<b>0</b>

### Sepulveda's 2008 Game-by-Game Statistics

9/7	HOUSTON											
9/14	at Cleveland											
9/21	at Philadelphia											
9/29	BALTIMORE											
10/5	at Jacksonville											
10/19	at Cincinnati											
10/26	NEW YORK GIANTS											
11/3	at Washington											
11/9	INDIANAPOLIS											
11/16	SAN DIEGO											



## Sepulveda's 2008 Game-by-Game Statistics (Continued)

Date	Opponent	GP	No	Yds	Avg	Ret	Yds	Net	TB	In 20	Lg	Blk
11/20	CINCINNATI											
11/30	at New England											
12/7	DALLAS											
12/14	at Baltimore											
12/21	at Tennessee											
12/28	CLEVELAND											
<b>SEASON TOTALS</b>		<b>0</b>	<b>0</b>	<b>0</b>	<b>0.0</b>	<b>0</b>	<b>0</b>	<b>0.0</b>	<b>0</b>	<b>0</b>	<b>0</b>	<b>0</b>

## POSTSEASON

1/11	SAN DIEGO											
1/18	BALTIMORE											
2/1	vs. Arizona											
<b>POSTSEASON TOTALS</b>		<b>0</b>	<b>0</b>	<b>0</b>	<b>0.0</b>	<b>0</b>	<b>0</b>	<b>0.0</b>	<b>0</b>	<b>0</b>	<b>0</b>	<b>0</b>

## Sepulveda's 2007 Game-by-Game Statistics

Date	Opponent	GP	No	Yds	Avg	Ret	Yds	Net	TB	In 20	Lg	Blk
9/9	at Cleveland	1	6	223	37.2	0	0	37.2	0	4	45	0
9/16	BUFFALO	1	1	41	41.0	0	0	41.0	0	1	41	0
9/23	SAN FRANCISCO	1	2	84	42.0	1	0	42.0	0	1	47	0
9/30	at Arizona	1	7	360	51.4	4	101	34.1	1	2	59	0
10/7	SEATTLE	1	6	282	47.0	4	40	40.3	0	3	56	0
10/21	at Denver	1	2	76	38.0	0	0	38.0	0	1	46	0
10/28	at Cincinnati	1	1	37	37.0	0	0	37.0	0	1	37	0
11/5	BALTIMORE	1	8	362	45.3	3	8	41.8	1	4	55	0
11/11	CLEVELAND	1	5	207	41.4	4	19	37.6	0	0	43	0
11/18	at New York Jets	1	5	207	41.4	2	38	33.8	0	2	46	0
11/26	MIAMI	1	5	173	34.6	0	0	34.6	0	5	47	0
12/2	CINCINNATI	1	4	162	40.5	3	19	35.8	0	0	49	0
12/9	at New England	1	3	126	42.0	3	9	39.0	0	1	44	0
12/16	JACKSONVILLE	1	7	286	40.9	4	15	38.7	0	2	55	0
12/20	at St. Louis	1	2	105	52.5	2	20	42.5	0	0	53	0
12/30	at Baltimore	1	4	149	37.3	1	-3	38.0	0	1	48	0
<b>SEASON TOTALS</b>		<b>16</b>	<b>68</b>	<b>2,880</b>	<b>42.4</b>	<b>31</b>	<b>266</b>	<b>37.9</b>	<b>2</b>	<b>28</b>	<b>59</b>	<b>0</b>

## POSTSEASON

1/5	JACKSONVILLE	1	4	177	44.3	3	31	36.5	0	1	48	0
<b>POSTSEASON TOTALS</b>		<b>1</b>	<b>4</b>	<b>177</b>	<b>44.3</b>	<b>3</b>	<b>31</b>	<b>36.5</b>	<b>0</b>	<b>1</b>	<b>48</b>	<b>0</b>

## Sepulveda's Career Statistics

## REGULAR SEASON

Year	Team	G	No	Yds	Avg	Ret	Yds	Net	TB	In 20	Lg	Blk
2007	Pittsburgh	16	68	2,880	42.4	31	266	37.9	2	28	59	0
2008	Pittsburgh	0	0	0	0.0	0	0	0.0	0	0	0	0
2009	Pittsburgh	16	72	3,074	42.7	33	325	37.1	4	29	60	0
2010	Pittsburgh	12	56	2,550	45.5	23	198	39.1	8	16	62	0
<b>NFL Totals</b>		<b>44</b>	<b>196</b>	<b>8,504</b>	<b>43.4</b>	<b>87</b>	<b>789</b>	<b>37.9</b>	<b>14</b>	<b>73</b>	<b>62</b>	<b>0</b>

Career Special Teams Tackles (5): 0 in '07, 0 in '08, 3 in '09 and 2 in '10.

## CAREER PASSING TOTALS

Year	Team	Att	Cmp	Pct	Yds	Yds/Att	TD	Int	Lg	Sk	Yds/Lst	Rtg
2007	Pittsburgh	1	1	100.0	32	32.0	0	0	32	0	0	118.8
2008	Pittsburgh	0	0	0.0	0	0.0	0	0	0	0	0	0.0
2009	Pittsburgh	0	0	0.0	0	0.0	0	0	0	0	0	0.0
<b>NFL Totals</b>		<b>1</b>	<b>1</b>	<b>100.0</b>	<b>32</b>	<b>32.0</b>	<b>0</b>	<b>0</b>	<b>32</b>	<b>0</b>	<b>0</b>	<b>118.0</b>

## POSTSEASON

2007	Pittsburgh	1	4	177	44.3	3	31	36.5	0	1	48	0
2008	Pittsburgh											
2010	Pittsburgh											
<b>NFL Totals</b>		<b>1</b>	<b>4</b>	<b>177</b>	<b>44.3</b>	<b>3</b>	<b>31</b>	<b>36.5</b>	<b>0</b>	<b>1</b>	<b>48</b>	<b>0</b>

## AARON SMITH DE

HEIGHT – 6-5

WEIGHT – 298

COLLEGE – Northern Colorado

BIRTHDATE – April 19, 1976

BIRTHPLACE – Colorado Springs, Colo.

HOW ACQUIRED – 04-'99 (#199)

NFL EXPERIENCE – 13th Year

91



## PRO

**[156-148/13-13]:** Signed a four-year contract extension during the 2007 offseason to keep him with the team through the 2011 season...has developed into one of the NFL's top defensive linemen...named to the 2008 USA Today All-Joe Team...named to the 2005 Pro Bowl after finishing the 2004 season with a career high eight sacks...only one player has more tenure on the team than Smith (Ward)...originally drafted by the Steelers in the fourth round (109th overall) of the 1999 NFL Draft.

**2010 [6-6/0-0]:** Started the first six games of the regular season at DE before suffering a triceps injury...was inactive for the remainder of the season and for all three postseason games...finished the season with 16 tackles and 13 QB pressures...was part of a defense that held its opponents to an NFL-best and Steelers' team-record 62.8 rushing yards per game...**9/12 vs. Atlanta:** Had two tackles and a QB pressure...was a part of a defense that held the Falcons to only 58 yards rushing...**9/19 at Tennessee:** Had a team-high four QB pressures...had one assisted tackle...was part of a defense that limited the Titans to only 46 rushing yards and forced six Tennessee turnovers...**9/26 at Tampa Bay:** Had two tackles and two QB pressures...was part of a defense that limited the Buccaneers to only 75 yards rushing...**10/3 vs. Baltimore:** Had four tackles and one QB pressure...was part of a defense that limited the Ravens to only 70 yards rushing and forced two turnovers...**10/17 vs. Cleveland:** Had four tackles and two quarterback pressures...was part of a defense that forced three Cleveland turnovers, had five sacks and held the Browns to 70 rushing yards...**10/24 at Miami:** Finished with three tackles and three quarterback pressures...was part of a defense that held the Dolphins to 64 yards rushing...left the game in the third quarter with an arm injury and did not return...**10/31 at New Orleans:** Was inactive due to an arm injury...**11/8 at Cincinnati:** Was inactive due to an arm injury...**11/14 vs. New England:** Was inactive due to an arm injury...**11/21 vs. Oakland:** Was inactive due to an arm injury...**11/28 at Buffalo:** Was inactive due to an arm injury...**12/5 at Baltimore:**

Was inactive due to an arm injury...**12/12 vs. Cincinnati:** Was inactive due to an arm injury...**12/19 vs. N.Y. Jets:** Was inactive due to an arm injury...**12/23 vs. Carolina:** Was inactive due to an arm injury...**1/2 at Cleveland:** Was inactive due to an arm injury...**AFC Divisional Game 1/15 vs. Baltimore:** Was inactive due to an arm injury...**AFC Championship Game 1/23 vs. N.Y. Jets:** Was inactive due to an arm injury...**Super Bowl XLV 2/6 vs. Green Bay:** Was inactive due to an arm injury.

**2009 [5-5]:** Started five games at DE before injuring his shoulder...had two sacks and 13 tackles...placed on Reserve/Injured list before Week 6...**9/10 vs. Tennessee:** Made his 17th consecutive start at LE...finished with four tackles (three solo) and had three QB pressures...blocked a 31-yard FG attempt by Rob Bironas in the second quarter...**9/20 at Chicago:** Made his 18th consecutive start at LE...recorded three solo tackles, one sack and three QB pressures...went over 500 tackles (501) for his career...**9/27 at Cincinnati:** Made his 140th career start at LE...had one assisted tackle and two QB pressures...**10/4 vs. San Diego:** Made his 141st career start at LE...had one solo tackle, a sack and four pressures...**10/11 at Detroit:** Made his 142nd career start at LE...recorded four tackles (two solo) and two pressures...**10/14:** Placed on Reserved/Injured List.

**2008 [16-16/3-3]:** Started all 16 regular-season games for the sixth time in his career...named to the USA Today All-Joe team...finished the season with 62 tackles (53 solo), the third-highest total of his career...added 4.5 sacks and four pass defenses...named AFC Defensive Player of the Week after recording six solo tackles and one sack in the division-clinching victory at Baltimore in Week 15...started all three postseason games...finished with six postseason tackles (four solo) and one sack...**9/7 vs. Houston:** Played in his 130th career game and made his 122nd career start at LE...recorded two solo tackles and finished second on the team with two QB pressures...**9/14 at Cleveland:** Made his 123rd career start at LE...recorded four solo tackles...recorded both Steelers' sacks for a combined loss of 11 yards...led the team with four QB pres-



## Aaron Smith

sures...**9/21 at Philadelphia:** Made his 124th career start at LE...finished with two solo tackles, one QB hit and one QB pressure...helped limit the Eagles to only 65 yards rushing on 23 attempts [2.8 avg.]...**9/29 vs. Baltimore:** Made his 125th career start at LE...finished with six tackles (five solo)...**10/5 at Jacksonville:** Made his 126th career start at LE...recorded a season-high seven tackles (six solo)...added one QB pressure and one pass defense...**10/19 at Cincinnati:** Made his 127th career start at LE...recorded three tackles (two solo) with one QB pressure...**10/26 vs. New York Giants:** Started his seventh consecutive game at LE...finished with five tackles (four solo)...**11/3 at Washington:** Started his eighth consecutive game at LE...finished with three solo tackles and one sack...**11/9 vs. Indianapolis:** Made his 130th career start at LE...led the defensive line with five tackles (three solo)...had one sack...finished second behind James Harrison with three QB pressures...**11/16 vs. San Diego:** Made his 10th consecutive start at LE...finished with three solo tackles and two QB pressures...**11/20 vs. Cincinnati:** Played in his 140th career game...finished with three solo tackles and had a career-high three pass defenses...**11/30 at New England:** Made his 12th consecutive start at LE...recorded five tackles (two solo) and had a half-sack...**12/7 vs. Dallas:** Made his 13th consecutive start at LE...recorded three solo tackles...**12/14 at Baltimore:** Made his 14th consecutive start at LE...finished with six solo tackles and one QB pressure...recorded his fifth sack of the season in the third quarter...**12/21 at Tennessee:** Made his 15th consecutive start at LE...finished with three tackles (two solo) and had two QB hits...**12/28 vs. Cleveland:** Made his 16th consecutive start at LE...recorded two solo tackles...**AFC Divisional Game 1/11 vs. San Diego:** Made his 11th career postseason start at LE...finished with three tackles (two solo) and had one QB pressure...**AFC Championship Game 1/18 vs. Baltimore:** Made his second consecutive postseason start at LE...finished with two solo tackles and a team-high four QB pressures...recorded his third career postseason sack...**Super Bowl XLIII 2/1 vs. Arizona:** Made his third consecutive postseason start at LE...finished with one assisted tackle.

**2007 (11-11-0-0):** Started 11 games...was inactive Weeks 8 and 9 due to a knee injury...was placed on the Reserve/Injured List on Dec. 11...still managed to finish second among DL with 39 tackles...added 2.5 sacks and two fumble recoveries...was fourth on the team with 18 QB pressures...**9/9 at Cleveland:** Started at LE...had six tackles (four solo) with one sack

for a loss of five yards and one fumble recovery...his sack tied him for 10th on the Steelers' all-time sacks list...**9/16 vs. Buffalo:** Started in his 38th consecutive game at LE and had three tackles (two solo)...also had two quarterback pressures...**9/23 vs. San Francisco:** Started his 39th consecutive game at LE and registered two solo tackles...those tackles put him over 400 career tackles (401)...also had three quarterback pressures on Alex Smith...**9/30 at Arizona:** Started at LE...had four solo tackles on the day, while also recording a half-sack for a loss of four yards...also had one quarterback hit...part of a defensive unit that limited Edgerrin James to 77 rushing yards...**10/7 vs. Seattle:** Started at LE...registered five solo tackles...part of a defensive unit that allowed only 144 total yards, 38 rushing yards, 106 passing yards and only eight first downs...**10/21 at Denver:** Started at LE but left the game after eight plays due to a knee injury...registered two solo tackles during that brief period...**10/28 at Cincinnati:** Was inactive due to a knee injury...**11/5 vs. Baltimore:** Was inactive for the second game in a row due to an injury...**11/11 vs. Cleveland:** Returned to LE after suffering a knee injury against the Broncos...paced all defensive linemen with four solo tackles...part of a defensive unit that allowed only 163 total yards, including 40 rushing and 123 passing yards...**11/18 at New York Jets:** Started for the 118th game of his career...finished with three solo tackles and one quarterback hit...**11/26 vs. Miami:** Made his 127th career start at LE and finished the game with four tackles (one solo)...posted a sack in the third quarter for a loss of six yards and also recorded his second fumble of the season...part of a defense that gave up only 159 total yards, including 49 rushing, 110 passing and only nine first downs...**12/2 vs. Cincinnati:** Registered his 120th career start at LE...finished the game with three tackles (two solo), one hit on Bengals' quarterback Carson Palmer and four pressures...**12/9 at New England:** Started at LE, while playing in his 129th career game...posted two solo tackles, two hits on the QB and tallied two pressures on Patriots' quarterback Tom Brady...**12/11:** Placed on the Reserve/Injured list.

**2006 (16-16):** Started all 16 games at defensive end...finished with 64 tackles and 4.5 sacks...added one forced fumble and one fumble recovery...**9/7 vs. Miami:** Recorded two solo tackles and two quarterback hurries/pressures...teamed with Ike Taylor to tackle Ronnie Brown for a loss of two yards on a crucial third-and-two with 6:32 remaining in the fourth quarter and the Steelers trailing...helped limit Miami

## Aaron Smith

to just 38 yards rushing, the lowest against Pittsburgh since Nov. 7, 2004 vs. Philadelphia (23 yards)...**9/18 at Jacksonville**: Started at LDE and led the team's defensive linemen with three solo tackles...recorded one quarterback hurry/pressure...**9/24 vs. Cincinnati**: Recorded five tackles (three solo)...added a pass defense and one sack for a loss of five yards...sack gave him 30.5 for his career and moved him into 13th place on the Steelers' all-time sack list, passing Chad Brown (30)...**10/8 at San Diego**: Recorded four solo tackles and two quarterback hurries/pressures...**10/15 vs. Kansas City**: Recorded one solo tackle and two quarterback hurries/pressures...helped hold the Chiefs to 38 rushing yards...**10/22 at Atlanta**: Started for the 100th career time...recorded seven tackles (six solo) and a quarterback hurry/pressure...**10/29 at Oakland**: Recorded six tackles (five solo)...teamed with Clark Haggans to sack Raiders' quarterback Andrew Walter for a loss of two yards...tied Mike Merriweather and Chad Brown for 12th on the Steelers' all-time sack list with 31...**11/5 vs. Denver**: Led the defensive line with six tackles (four solo) and one pass defense...recorded team's only sack...marked the 32nd sack of his career, tying Steve Furness for 11th on the Steelers' all-time list...**11/12 vs. New Orleans**: Led the team with three quarterback hurries/pressures...collected five tackles (four solo)...**11/19 at Cleveland**: Recorded three solo tackles and two quarterback hurries/pressures...**11/26 at Baltimore**: Collected three tackles (one solo) and one quarterback hurry/pressure...added one tackle for loss...**12/3 vs. Tampa Bay**: Collected three solo tackles...added one sack and one quarterback hurry pressure...**12/7 vs. Cleveland**: Recorded four tackles (two solo) and one quarterback hurry/pressure...added his first forced fumble and fumble recovery on the season...**12/17 at Carolina**: Collected two solo tackles and two quarterback hurries/pressures...recorded one sack for a loss of four yards...helped limit Carolina to 43 yards rushing...**12/24 vs. Baltimore**: Posted a game-high (tied) eight tackles (four solo)...**12/31 at Cincinnati**: Collected three tackles (two solo) and three quarterback hurries/pressures.

**2005 (16-16/4-4)**: Started all 16 games and finished with 55 tackles (45 solo)...his 55 tackles were tops among Pittsburgh's down linemen...also finished with a personal-best nine postseason tackles, leading all Steelers' defensive linemen...had two sacks and seven TFLs in the regular season to go along with his first career interception (at Cincinnati)...**9/11 vs. Tennessee**: Recorded five solo tackles...**9/18 at**

**Houston**: Recorded two solo tackles...**9/25 vs. New England**: Finished with two tackles and a quarterback hurry/pressure...**10/10 at San Diego**: Recorded two solo tackles and three quarterback hurries/pressures...**10/16 vs. Jacksonville**: Finished the game with six tackles (five solo), a sack for a seven-yard loss and a quarterback hurry/pressure...**10/23 at Cincinnati**: Finished the game with two tackles (one solo), two quarterback hurries/pressures, a pass defense and his first career interception...**10/31 vs. Baltimore**: Finished with one solo tackle...**11/6 at Green Bay**: Recorded three solo tackles...added a quarterback hurry/pressure...**11/13 vs. Cleveland**: Had four tackles (three solo) and a quarterback hurry/pressure...**11/20 at Baltimore**: Finished with eight tackles (six solo), a sack and a forced fumble, which was recovered by Deshea Townsend...registered two quarterback hurries/pressures...**11/28 at Indianapolis**: Recorded seven tackles (six solo) and two quarterback hurries/pressures...**12/4 vs. Cincinnati**: Recorded one solo tackle and one quarterback hurry/pressure...added a pass defense when he swatted a Carson Palmer pass at the line of scrimmage...**12/11 vs. Chicago**: Recorded two solo tackles and three quarterback hurries/pressures...**12/18 at Minnesota**: Started at LDE and recorded five solo tackles and two quarterback hurries/pressures...**12/24 at Cleveland**: Recorded one tackle and a quarterback hurry/pressure...**1/1 vs. Detroit**: Recorded four solo tackles and one quarterback hurry/pressure...recovered a fumble and added a pass defense...**AFC Wild Card Game 1/8 at Cincinnati**: Started at LDE and recorded three tackles (one solo)...**AFC Divisional Game 1/15 at Indianapolis**: Had one solo tackle and helped the team hold the Colts to 58 yards rushing...**AFC Championship Game 1/22 at Denver**: Started at LDE and recorded one assisted tackle...**Super Bowl XL 2/5 vs. Seattle**: Recorded four tackles (three solo).

**2004 (16-15/2-2)**: Named to his first Pro Bowl after leading the team with eight sacks, tying a career high...followed up the regular season with a strong postseason...**9/12 vs. Oakland**: Started his 64th straight game for the Steelers and produced another outstanding performance...finished with four tackles—all solo—including a sack and forced a fumble...recovered a fumble and returned it 49 yards...**9/19 at Baltimore**: Finished with five total tackles—three solo—and his second sack of the season...was credited with a quarterback hurry/pressure...**9/26 at Miami**: Tied for the team lead with three tackles for losses (James Farrior), totaling a team-high four yards...registered



## Aaron Smith

six total tackles [four solo]...was credited with two quarterback hurries/pressures...**10/3 vs. Cincinnati**: Finished with one assisted tackle...was credited with three quarterback hurries/pressures...**10/10 vs. Cleveland**: Registered his third sack of the season...finished with one solo tackle and was credited with two quarterback hurries/pressures...**10/17 at Dallas**: Recorded his fourth sack of the season and his second in as many games...finished with three total tackles...also had one quarterback hurry/pressure...**10/31 vs. New England**: Recovered his second fumble of the season that was forced by Joey Porter...also registered his fifth sack of the season and his third in three games...finished with two solo tackles...also was credited with two quarterback hurries/pressures...**11/7 vs. Philadelphia**: Registered three total tackles (two solo)...also was credited with a quarterback hurry/pressure...**11/14 at Cleveland**: Recorded his team-leading sixth sack of the season...forced a fumble on his sack that was recovered and returned for a TD by Russell Stuvaints...finished with three total tackles—all solo...was credited with one quarterback hurry/pressure...**11/21 at Cincinnati**: Had another strong performance and registered his team-leading seventh sack of the season...finished with three total tackles (all solo)...was credited with two quarterback hurries/pressures...**11/28 vs. Washington**: Finished with five tackles...was credited with a sack for seven yards and a forced fumble...was credited with three quarterback hurries/pressures...**12/5 at Jacksonville**: Recorded four total tackles (one solo)...was credited with one quarterback hurry/pressure...**12/12 vs. New York Jets**: Finished with six total tackles (three solo)...**12/18 at New York Giants**: Finished with five total tackles (three solo)...was credited with one quarterback hurry/pressure...**12/26 vs. Baltimore**: Registered four total tackles (three solo)...also was credited with one quarterback hurry/pressure...**1/2 at Buffalo**: Played 12 defensive snaps...**AFC Divisional Game 1/15 vs. New York Jets**: Started his fifth postseason game...registered his second career postseason sack (three yards)...finished with three solo tackles...**AFC Championship Game 1/23 vs. New England**: Finished with five total tackles, including three solo stops.

**2003 (16-16)**: Finished the season with 52 total tackles (40 solo stops)...also recorded two sacks...started every regular-season game for the third straight season...**9/7 vs. Baltimore**: Finished with three solo tackles...was credited with three quarterback hurries/pressures...**10/12 at Denver**: Regis-

tered his first sack of the season...finished with three total tackles...was credited with a quarterback hurry/pressure...**11/2 at Seattle**: Finished with five total tackles (four solo), including one for a loss of two yards...also was credited with two quarterback hurries/pressures...**12/7 vs. Oakland**: Registered his second sack of the season and forced a fumble...finished with two total tackles...**12/14 at New York Jets**: Finished with seven total tackles (all solo)...was credited with three quarterback hurries/pressures...**12/21 vs. San Diego**: Registered three total tackles (two solo)...was credited with two quarterback hurries/pressures.

**2002 (16-16-2-2)**: Produced a solid 2002 season, finishing with a career-high 68 tackles (60 solo) to go along with 5.5 sacks and three fumble recoveries...**9/9 at New England**: Finished with four total tackles (three solo)...also had three quarterback hurries/pressures...**9/15 vs. Oakland**: Finished with three solo tackles...also had two quarterback hurries/pressures...**9/29 vs. Cleveland**: Finished with five total tackles (three solo)...registered his first sack of the season...was credited with three quarterback hurries/pressures...**10/6 at New Orleans**: Led the team with nine total tackles (seven solo)...had one quarterback hurry/pressure...**10/21 vs. Indianapolis**: Was outstanding in Monday Night game...registered eight total tackles (all solo), including a sack for five yards...was credited with two quarterback hurries/pressures...**10/27 at Baltimore**: Finished with two total tackles, both solo, including one for a loss...was credited with two quarterback hurries/pressures...**11/3 at Cleveland**: Totaled three solo tackles...was credited with two quarterback hurries/pressures...**11/10 vs. Atlanta**: Finished with four solo tackles...**11/17 at Tennessee**: Recorded two solo tackles...was credited with three quarterback hurries/pressures...**11/24 vs. Cincinnati**: Registered his third sack of the season...finished with three total tackles (all solo)...was credited with three quarterback hurries/pressures...**12/15 vs. Carolina**: Tied Chad Scott with a team-high six tackles (all solo), including three for a total of seven yards in losses...recovered a fumble forced by a Jason Gildon sack in the fourth quarter...was credited with two quarterback hurries/pressures...**12/23 at Tampa Bay**: Finished with three total tackles (two solo)...was credited with 2.5 sacks and recovered a fumble forced by Casey Hampton's sack of Rob Johnson...**12/29 vs. Baltimore**: Finished with three total tackles (all solo)...recovered a fumble—his second in two games—forced by Jason Gildon on his sack...**AFC Divisional Game 1/11 at Tennessee**: Finished with

## Aaron Smith

two total tackles (one solo)...recovered his first post-season fumble.

**2001 (16-16/2-2):** Established a career high with eight sacks...finished the season with 50 total tackles (35 solo stops)...**9/9 at Jacksonville:** Played well in his 16th straight start at left end in season opener...finished with six total tackles (five solo) and had one sack...registered one tackle for a loss of seven yards...**9/30 at Buffalo:** Had another excellent performance...finished with seven total tackles (five solo)...had his second sack of the season...**10/7 vs. Cincinnati:** Recorded his third sack of the season and finished with seven total tackles (five solo)...**10/14 at Kansas City:** Increased his team lead in sacks to four...finished with four total tackles (three solo)...was credited with a quarterback hurry/pressure...**11/11 at Cleveland:** Was credited with one sack, giving him five sacks for the season...finished with three total tackles...was credited with four quarterback hurries/pressures...**11/25 at Tennessee:** Recorded his sixth sack of the season...finished with three total tackles...had five quarterback hurries/pressures...**12/6 at Baltimore:** Finished with four tackles...was credited with four quarterback hurries/pressures...**12/23 vs. Detroit:** Registered his seventh sack of the season...finished with two total tackles...forced a fumble on his sack that was recovered by Earl Holmes...was credited with two quarterback hurries/pressures...**12/30 at Cincinnati:** Finished with two total tackles...was credited with three quarterback hurries/pressures...**1/6 vs. Cleveland:** Registered his eighth sack of the season...finished with two tackles...had one pass defense...was credited with three quarterback hurries/pressures...**AFC Divisional Game 1/20 vs. Baltimore:** Finished with two tackles (one solo)...**AFC Championship Game 1/27 vs. New England:** Registered four total tackles (three solo)...recorded the first postseason sack of his career.

**2000 (16-15):** Finished with 49 total tackles (38 solo)...led defensive line with four sacks and two passes defended...**9/3 vs. Baltimore:** Made his first pro start at left end...was credited with three assisted tackles...**9/17 at Cleveland:** Saw extensive action when Chris Sullivan experienced back spasms and was forced from the game...finished with one solo tackle...**9/24 vs. Tennessee:** Earned his second start in place of Sullivan...finished with one solo tackle...**10/1 at Jacksonville:** Made his second consecutive start...registered his first two career sacks...was credited with a career-high eight total tackles,

including five solo stops...**10/8 at New York Jets:** Started his third straight game...was credited with four total tackles, all solo...**10/15 vs. Cincinnati:** Finished with three total tackles...**10/22 vs. Cleveland:** Earned his fifth straight start...finished with one tackle and was credited with three quarterback hurries/pressures...**10/29 at Baltimore:** Was solid in his sixth consecutive start...finished with three tackles...was credited with one sack, a quarterback hurry/pressure and one pass defense...**11/5 at Tennessee:** Finished with three tackles, two of which resulted in five yards in losses...**11/12 vs. Philadelphia:** Finished with five solo tackles...was credited with a sack and two quarterback hurries/pressures...**12/3 vs. Oakland:** Finished with three total tackles, all solo...was credited with one quarterback hurry/pressure...**12/10 at New York Giants:** Finished with three total tackles (two solo)...**12/16 vs. Washington:** Registered one solo tackle...was credited with two quarterback hurries/pressures...**12/24 at San Diego:** Finished with two solo total tackles...had one quarterback hurry/pressure.

**1999 (6-0):** Finished the season with one assist in limited playing time...**10/3 vs. Jacksonville:** Dressed for his first game as a pro...did not play...**10/25 vs. Atlanta:** Saw first pro action in Monday Night game...played six downs...**11/7 at San Francisco:** Played his most action of the season...**1/2 vs. Tennessee:** Recorded his only tackle of the season...also had one pass defense.

## COLLEGE

Was a consensus Division II first-team All-America selection...was an All-North Conference first-team pick and voted conference's Most Valuable Defensive Lineman...holds Northern Colorado's career record with 44 sacks...majored in political science. **1998:** Was team captain for the second straight year...totaled 63 stops (39 solo), 22 tackles behind the line of scrimmage and 11.5 sacks. **1997:** Was a Daktronics and Burger King/American Football Coaches Association first-team All-America choice...recorded 57 tackles (30 solo), including 15.5 sacks and 17 tackles for losses. **1996:** Was voted All-NCC honorable mention as a sophomore...recorded 55 tackles (27 solo) with nine sacks and 17 stops behind the line of scrimmage...**1995:** Started all 11 games and finished with 45 tackles (29 solo)...added eight sacks and 11 tackles for loss...was the recipient of the Bob Blasi Defensive Award...voted All-NCC honorable mention. **1994:** Redshirted.



## Aaron Smith

**PERSONAL** Is married (Jaimie) with three daughters, Elliana (8), Elysia (3) and Emilia (2), and two sons, Elijah (6) and Ezekiel (1)...was a consensus All-State selection at Sierra High

(Colorado Springs, Colo.)...also lettered in basketball... was a two-time All-Conference choice in both sports... son of Ruth Smith...Full name: Aaron Douglas Smith.

MEDIA INFORMATION

FOOTBALL STAFF

2011 PLAYERS

2010 IN REVIEW

STEELERS HISTORY

RECORDS

271

## Smith's 2010 Game-by-Game Statistics

Date	Opponent	GP	GS	T	AT	TOT	Sacks	Yds	Int/Yds	PD	FF	FR
9/12	ATLANTA	1	1	1	1	2	0.0	0.0	0/0	0	0	0
9/19	at Tennessee	1	1	0	1	1	0.0	0.0	0/0	0	0	0
9/26	at Tampa Bay	1	1	2	0	2	0.0	0.0	0/0	0	0	0
10/3	BALTIMORE	1	1	4	0	4	0.0	0.0	0/0	0	0	0
10/17	CLEVELAND	1	1	1	3	4	0.0	0.0	0/0	0	0	0
10/24	at Miami	1	1	2	1	3	0.0	0.0	0/0	0	0	0
10/31	at New Orleans						INACTIVE					
11/8	at Cincinnati						INACTIVE					
11/14	NEW ENGLAND						INACTIVE					
11/21	OAKLAND						INACTIVE					
11/28	at Buffalo						INACTIVE					
12/5	at Baltimore						INACTIVE					
12/12	CINCINNATI						INACTIVE					
12/19	N.Y. JETS						INACTIVE					
12/23	CAROLINA						INACTIVE					
1/2	at Cleveland						INACTIVE					
<b>SEASON TOTALS</b>		<b>6</b>	<b>6</b>	<b>10</b>	<b>6</b>	<b>16</b>	<b>0.0</b>	<b>0.0</b>	<b>0/0</b>	<b>0</b>	<b>0</b>	<b>0</b>

## POSTSEASON

1/15	BALTIMORE						INACTIVE					
1/23	N.Y. JETS						INACTIVE					
2/6	vs. Green Bay						INACTIVE					
<b>POSTSEASON TOTALS</b>		<b>0</b>	<b>0</b>	<b>0</b>	<b>0</b>	<b>0</b>	<b>0.0</b>	<b>0.0</b>	<b>0/0</b>	<b>0</b>	<b>0</b>	<b>0</b>

## Smith's 2009 Game-by-Game Statistics

Date	Opponent	GP	GS	T	AT	TOT	Sacks	Yds	Int/Yds	PD	FF	FR
9/10	TENNESSEE	1	1	3	1	4	0.0	0.0	0/0	0	0	0
9/20	at Chicago	1	1	3	0	3	1.0	4.0	0/0	0	0	0
9/27	at Cincinnati	1	1	0	1	1	0.0	0.0	0/0	0	0	0
10/4	SAN DIEGO	1	1	1	0	1	1.0	9.0	0/0	0	0	0
10/11	at Detroit	1	1	2	2	4	0.0	0.0	0/0	0	0	0
10/18	CLEVELAND						RESERVED/INJURED LIST					
10/25	MINNESOTA						RESERVED/INJURED LIST					
11/9	at Denver						RESERVED/INJURED LIST					
11/15	CINCINNATI						RESERVED/INJURED LIST					
11/22	at Kansas City						RESERVED/INJURED LIST					
11/29	at Baltimore						RESERVED/INJURED LIST					
12/6	OAKLAND						RESERVED/INJURED LIST					
12/10	at Cleveland						RESERVED/INJURED LIST					
12/20	GREEN BAY						RESERVED/INJURED LIST					
12/27	BALTIMORE						RESERVED/INJURED LIST					
1/3	at Miami						RESERVED/INJURED LIST					
<b>SEASON TOTALS</b>		<b>5</b>	<b>5</b>	<b>9</b>	<b>4</b>	<b>13</b>	<b>2.0</b>	<b>13.0</b>	<b>0/0</b>	<b>0</b>	<b>0</b>	<b>0</b>

## Smith's 2008 Game-by-Game Statistics

Date	Opponent	GP	GS	T	AT	TOT	Sacks	Yds	Int/Yds	PD	FF	FR
9/7	HOUSTON	1	1	2	0	2	0.0	0.0	0/0	0	0	0
9/14	at Cleveland	1	1	4	0	4	2.0	11.0	0/0	0	0	0
9/21	at Philadelphia	1	1	2	0	2	0.0	0.0	0/0	0	0	0
9/29	BALTIMORE	1	1	5	1	6	0.0	0.0	0/0	0	0	0
10/5	at Jacksonville	1	1	6	1	7	0.0	0.0	0/0	1	0	0
10/19	at Cincinnati	1	1	2	1	3	0.0	0.0	0/0	0	0	0
10/26	NEW YORK GIANTS	1	1	4	1	5	0.0	0.0	0/0	0	0	0
11/3	at Washington	1	1	3	0	3	1.0	2.0	0/0	0	0	0
11/9	INDIANAPOLIS	1	1	3	2	5	1.0	11.0	0/0	0	0	0
11/16	SAN DIEGO	1	1	3	0	3	0.0	0.0	0/0	0	0	0
11/20	CINCINNATI	1	1	3	0	3	0.0	0.0	0/0	3	0	0
11/30	at New England	1	1	3	2	5	0.5	3.5	0/0	0	0	0

## Aaron Smith

## Smith's 2008 Game-by-Game Statistics (Continued)

Date	Opponent	GP	GS	T	AT	TOT	Sacks	Yds	Int/Yds	PD	FF	FR
12/7	DALLAS	1	1	3	0	3	0.0	0.0	0/0	0	0	0
12/14	at Baltimore	1	1	6	0	6	1.0	11.0	0/0	0	0	0
12/21	at Tennessee	1	1	2	1	3	0.0	0.0	0/0	0	0	0
12/28	CLEVELAND	1	1	2	0	2	0.0	0.0	0/0	0	0	0
<b>SEASON TOTALS</b>		<b>16</b>	<b>16</b>	<b>53</b>	<b>9</b>	<b>62</b>	<b>4.5</b>	<b>38.5</b>	<b>0/0</b>	<b>4</b>	<b>0</b>	<b>0</b>

## POSTSEASON

1/11	SAN DIEGO	1	1	2	1	3	0.0	0.0	0/0	0	0	0
1/18	BALTIMORE	1	1	2	0	2	1.0	7.0	0/0	0	0	0
2/1	vs. Arizona	1	1	0	1	1	0.0	0.0	0/0	0	0	0
<b>POSTSEASON TOTALS</b>		<b>3</b>	<b>3</b>	<b>4</b>	<b>2</b>	<b>6</b>	<b>1.0</b>	<b>7.0</b>	<b>0/0</b>	<b>0</b>	<b>0</b>	<b>0</b>

## Smith's 2007 Game-by-Game Statistics

Date	Opponent	GP	GS	T	AT	TOT	Sacks	Yds	Int	PD	FF	FR
9/9	at Cleveland	1	1	4	2	6	1.0	5.0	0/0	0	0	1
9/16	BUFFALO	1	1	2	1	3	0.0	0.0	0/0	0	0	0
9/23	SAN FRANCISCO	1	1	2	0	2	0.0	0.0	0/0	0	0	0
9/30	at Arizona	1	1	4	1	5	0.5	4.0	0/0	0	0	0
10/7	SEATTLE	1	1	5	0	5	0.0	0.0	0/0	0	0	0
10/21	at Denver	1	1	2	0	2	0.0	0.0	0/0	0	0	0
10/28	at Cincinnati						INACTIVE					
11/5	BALTIMORE						INACTIVE					
11/11	CLEVELAND	1	1	4	0	4	0.0	0.0	0/0	0	0	0
11/18	at New York Jets	1	1	3	0	3	0.0	0.0	0/0	0	0	0
11/26	MIAMI	1	1	1	3	4	1.0	6.0	0/0	0	0	1
12/2	CINCINNATI	1	1	2	1	3	0.0	0.0	0/0	0	0	0
12/9	at New England	1	1	2	0	2	0.0	0.0	0/0	0	0	0
12/16	JACKSONVILLE						RESERVE/INJURED LIST					
12/20	at St. Louis						RESERVE/INJURED LIST					
12/30	at Baltimore						RESERVE/INJURED LIST					
<b>SEASON TOTALS</b>		<b>11</b>	<b>11</b>	<b>31</b>	<b>8</b>	<b>39</b>	<b>2.5</b>	<b>15.0</b>	<b>0/0</b>	<b>0</b>	<b>0</b>	<b>2</b>

## POSTSEASON

1/5	JACKSONVILLE						RESERVE/INJURED LIST					
<b>POSTSEASON TOTALS</b>		<b>0</b>	<b>0</b>	<b>0</b>	<b>0</b>	<b>0</b>	<b>0.0</b>	<b>0.0</b>	<b>0/0</b>	<b>0</b>	<b>0</b>	<b>0</b>

## Smith's 2006 Game-by-Game Statistics

Date	Opponent	GP	GS	T	AT	TOT	Sacks	Yds	Int	PD	FF	FR
9/7	MIAMI	1	1	2	0	2	0.0	0.0	0/0	0	0	0
9/18	at Jacksonville	1	1	3	0	3	0.0	0.0	0/0	0	0	0
9/24	CINCINNATI	1	1	3	2	5	1.0	5.0	0/0	1	0	0
10/8	at San Diego	1	1	4	0	4	0.0	0.0	0/0	0	0	0
10/15	KANSAS CITY	1	1	1	0	1	0.0	0.0	0/0	0	0	0
10/22	at Atlanta	1	1	6	1	7	0.0	0.0	0/0	0	0	0
10/29	at Oakland	1	1	4	1	5	0.5	1.0	0/0	0	0	0
11/5	DENVER	1	1	4	2	6	1.0	6.0	0/0	1	0	0
11/12	NEW ORLEANS	1	1	4	1	5	0.0	0.0	0/0	0	0	0
11/19	at Cleveland	1	1	3	0	3	0.0	0.0	0/0	0	0	0
11/26	at Baltimore	1	1	1	2	3	0.0	0.0	0/0	0	0	0
12/3	TAMPA BAY	1	1	3	0	3	1.0	1.0	0/0	0	0	0
12/7	CLEVELAND	1	1	2	2	4	0.0	0.0	0/0	0	1	1
12/17	at Carolina	1	1	2	0	2	1.0	4.0	0/0	0	0	0
12/24	BALTIMORE	1	1	4	4	8	0.0	0.0	0/0	0	0	0
12/31	at Cincinnati	1	1	2	1	3	0.0	0.0	0/0	0	0	0
<b>SEASON TOTALS</b>		<b>16</b>	<b>16</b>	<b>48</b>	<b>16</b>	<b>64</b>	<b>4.5</b>	<b>17.0</b>	<b>0/0</b>	<b>2</b>	<b>1</b>	<b>1</b>

## Smith's 2005 Game-by-Game Statistics

Date	Opponent	GP	GS	T	AT	TOT	Sacks	Yds	Int	PD	FF	FR
9/11	TENNESSEE	1	1	5	0	5	0.0	0.0	0/0	0	0	0
9/18	at Houston	1	1	2	0	2	0.0	0.0	0/0	0	0	0
9/25	NEW ENGLAND	1	1	0	2	2	0.0	0.0	0/0	0	0	0
10/10	at San Diego	1	1	1	1	2	0.0	0.0	0/0	0	0	0
10/16	JACKSONVILLE	1	1	5	1	6	1.0	7.0	0/0	0	0	0
10/23	at Cincinnati	1	1	1	1	2	0.0	0.0	1/0	1	0	0
10/31	BALTIMORE	1	1	1	0	1	0.0	0.0	0/0	0	0	0



## Smith's 2005 Game-by-Game Statistics (Continued)

Date	Opponent	GP	GS	T	AT	TOT	Sacks	Yds	Int	PD	FF	FR
11/6	at Green Bay	1	1	3	0	3	0.0	0.0	0/0	0	0	0
11/13	CLEVELAND	1	1	3	1	4	0.0	0.0	0/0	0	0	0
11/20	at Baltimore	1	1	6	2	8	1.0	2.0	0/0	0	1	0
11/28	at Indianapolis	1	1	6	1	7	0.0	0.0	0/0	0	0	0
12/4	CINCINNATI	1	1	1	0	1	0.0	0.0	0/0	1	0	0
12/11	CHICAGO	1	1	2	0	2	0.0	0.0	0/0	0	0	0
12/18	at Minnesota	1	1	5	0	5	0.0	0.0	0/0	0	0	0
12/24	at Cleveland	1	1	0	1	1	0.0	0.0	0/0	0	0	0
1/1	DETROIT	1	1	4	0	4	0.0	0.0	0/0	1	0	1
<b>SEASON TOTALS</b>		<b>16</b>	<b>16</b>	<b>45</b>	<b>10</b>	<b>55</b>	<b>2.0</b>	<b>9.0</b>	<b>1/0</b>	<b>3</b>	<b>1</b>	<b>1</b>

## POSTSEASON

1/8	at Cincinnati	1	1	1	2	3	0.0	0.0	0/0	0	0	0
1/15	at Indianapolis	1	1	1	0	1	0.0	0.0	0/0	0	0	0
1/22	at Denver	1	1	0	1	1	0.0	0.0	0/0	0	0	0
2/5	vs. Seattle	1	1	3	1	4	0.0	0.0	0/0	0	0	0
<b>POSTSEASON TOTALS</b>		<b>4</b>	<b>4</b>	<b>5</b>	<b>4</b>	<b>9</b>	<b>0.0</b>	<b>0.0</b>	<b>0/0</b>	<b>0</b>	<b>0</b>	<b>0</b>

## Smith's 2004 Game-by-Game Statistics

Date	Opponent	GP	GS	T	AT	TOT	Sacks	Yds	Int	PD	FF	FR
9/12	OKLAND	1	1	4	0	4	1.0	8.0	0/0	0	1	1
9/19	at Baltimore	1	1	3	2	5	1.0	3.0	0/0	0	0	0
9/26	at Miami	1	1	4	2	6	0.0	0.0	0/0	0	0	0
10/3	CINCINNATI	1	1	0	1	1	0.0	0.0	0/0	0	0	0
10/10	CLEVELAND	1	1	1	0	1	1.0	1.0	0/0	0	0	0
10/17	at Dallas	1	1	3	0	3	1.0	6.0	0/0	0	0	0
10/31	NEW ENGLAND	1	1	2	0	2	1.0	9.0	0/0	0	0	1
11/7	PHILADELPHIA	1	1	2	1	3	0.0	0.0	0/0	0	0	0
11/14	at Cleveland	1	1	3	0	3	1.0	3.0	0/0	0	1	0
11/21	at Cincinnati	1	1	3	0	3	1.0	9.0	0/0	0	0	0
11/28	WASHINGTON	1	1	5	0	5	1.0	7.0	0/0	0	1	0
12/5	at Jacksonville	1	0	1	3	4	0.0	0.0	0/0	0	0	0
12/12	NEW YORK JETS	1	1	3	3	6	0.0	0.0	0/0	0	0	0
12/18	at New York Giants	1	1	3	2	5	0.0	0.0	0/0	0	0	0
12/26	BALTIMORE	1	1	3	1	4	0.0	0.0	0/0	0	0	0
1/2	at Buffalo	1	1	0	0	0	0.0	0.0	0/0	0	0	0
<b>SEASON TOTALS</b>		<b>16</b>	<b>15</b>	<b>40</b>	<b>15</b>	<b>55</b>	<b>8.0</b>	<b>46.0</b>	<b>0/0</b>	<b>0</b>	<b>3</b>	<b>2</b>

## POSTSEASON

1/15	NEW YORK JETS	1	1	3	0	3	1.0	3.0	0/0	0	0	0
1/23	NEW ENGLAND	1	1	3	2	5	0.0	0.0	0/0	0	0	0
<b>POSTSEASON TOTALS</b>		<b>2</b>	<b>2</b>	<b>6</b>	<b>2</b>	<b>8</b>	<b>1.0</b>	<b>3.0</b>	<b>0/0</b>	<b>0</b>	<b>0</b>	<b>0</b>

## Smith's 2003 Game-by-Game Statistics

Date	Opponent	GP	GS	T	AT	TOT	Sacks	Yds	Int	PD	FF	FR
9/7	BALTIMORE	1	1	3	0	3	0.0	0.0	0/0	0	0	0
9/14	at Kansas City	1	1	2	1	3	0.0	0.0	0/0	0	0	0
9/21	at Cincinnati	1	1	2	1	3	0.0	0.0	0/0	0	0	0
9/28	TENNESSEE	1	1	4	0	4	0.0	0.0	0/0	0	0	0
10/5	CLEVELAND	1	1	2	2	4	0.0	0.0	0/0	1	0	0
10/12	at Denver	1	1	2	1	3	1.0	6.0	0/0	0	0	0
10/26	ST. LOUIS	1	1	3	1	4	0.0	0.0	0/0	0	0	0
11/2	at Seattle	1	1	4	1	5	0.0	0.0	0/0	0	0	0
11/9	ARIZONA	1	1	2	1	3	0.0	0.0	0/0	0	0	0
11/17	at San Francisco	1	1	0	0	0	0.0	0.0	0/0	1	0	0
11/23	at Cleveland	1	1	2	1	3	0.0	0.0	0/0	2	0	0
11/30	CINCINNATI	1	1	2	0	2	0.0	0.0	0/0	0	0	0
12/7	OAKLAND	1	1	1	1	2	1.0	11.0	0/0	0	1	0
12/15	at New York Jets	1	1	7	0	7	0.0	0.0	0/0	0	0	0
12/21	SAN DIEGO	1	1	2	1	3	0.0	0.0	0/0	0	0	0
12/28	at Baltimore	1	1	1	1	2	0.0	0.0	0/0	0	0	0
<b>SEASON TOTALS</b>		<b>16</b>	<b>16</b>	<b>39</b>	<b>12</b>	<b>51</b>	<b>2.0</b>	<b>17.0</b>	<b>0/0</b>	<b>4</b>	<b>1</b>	<b>0</b>

## Aaron Smith

## Smith's 2002 Game-by-Game Statistics

Date	Opponent	GP	GS	T	AT	TOT	Sacks	Yds	Int	PD	FF	FR
9/9	at New England	1	1	3	1	4	0.0	0.0	0/0	0	0	0
9/15	OAKLAND	1	1	3	0	3	0.0	0.0	0/0	0	0	0
9/29	CLEVELAND	1	1	3	2	5	1.0	8.0	0/0	0	0	0
10/6	at New Orleans	1	1	7	2	9	0.0	0.0	0/0	0	0	0
10/13	at Cincinnati	1	1	4	0	4	0.0	0.0	0/0	0	0	0
10/21	INDIANAPOLIS	1	1	8	0	8	1.0	5.0	0/0	0	0	0
10/27	at Baltimore	1	1	2	0	2	0.0	0.0	0/0	0	0	0
11/3	at Cleveland	1	1	3	0	3	0.0	0.0	0/0	0	0	0
11/10	ATLANTA	1	1	4	0	4	0.0	0.0	0/0	0	0	0
11/17	at Tennessee	1	1	2	0	2	0.0	0.0	0/0	0	0	0
11/24	CINCINNATI	1	1	3	0	3	1.0	0.0	0/0	0	0	0
12/1	at Jacksonville	1	1	4	0	4	0.0	0.0	0/0	0	0	0
12/8	HOUSTON	1	1	3	2	5	0.0	0.0	0/0	0	0	0
12/15	CAROLINA	1	1	6	0	6	0.0	0.0	0/0	0	0	1
12/23	at Tampa Bay	1	1	2	1	3	2.5	7.5	0/0	0	0	1
12/29	BALTIMORE	1	1	3	0	3	0.0	0.0	0/0	0	0	1
<b>SEASON TOTALS</b>		<b>16</b>	<b>16</b>	<b>60</b>	<b>8</b>	<b>68</b>	<b>5.5</b>	<b>20.5</b>	<b>0/0</b>	<b>0</b>	<b>0</b>	<b>3</b>

## POSTSEASON

1/5	CLEVELAND	1	1	1	0	1	0.0	0.0	0/0	0	0	0
1/11	at Tennessee	1	1	1	1	2	0.0	0.0	0/0	0	0	1
<b>POSTSEASON TOTALS</b>		<b>2</b>	<b>2</b>	<b>2</b>	<b>1</b>	<b>3</b>	<b>0.0</b>	<b>0.0</b>	<b>0/0</b>	<b>0</b>	<b>0</b>	<b>1</b>

## Smith's 2001 Game-by-Game Statistics

Date	Opponent	GP	GS	T	AT	TOT	Sacks	Yds	Int	PD	FF	FR
9/9	at Jacksonville	1	1	5	1	6	1.0	0.0	0/0	0	0	0
9/30	at Buffalo	1	1	5	2	7	1.0	8.0	0/0	0	0	0
10/7	CINCINNATI	1	1	5	2	7	1.0	6.0	0/0	0	0	0
10/14	at Kansas City	1	1	3	1	4	1.0	4.0	0/0	0	0	0
10/21	at Tampa Bay	1	1	0	1	1	0.0	0.0	0/0	0	0	0
10/29	TENNESSEE	1	1	1	1	2	0.0	0.0	0/0	0	0	0
11/4	BALTIMORE	1	1	1	1	2	0.0	0.0	0/0	0	0	0
11/11	at Cleveland	1	1	3	0	3	1.0	6.0	0/0	0	0	0
11/18	JACKSONVILLE	1	1	3	0	3	0.0	0.0	0/0	0	0	0
11/25	at Tennessee	1	1	3	0	3	1.0	0.0	0/0	0	0	0
12/2	MINNESOTA	1	1	0	1	1	0.0	0.0	0/0	0	0	0
12/9	NEW YORK JETS	1	1	0	1	1	0.0	0.0	0/0	0	0	0
12/16	at Baltimore	1	1	2	2	4	0.0	0.0	0/0	0	0	0
12/23	DETROIT	1	1	2	0	2	1.0	1.0	0/0	0	1	0
12/30	at Cincinnati	1	1	0	2	2	0.0	0.0	0/0	0	0	0
1/6	CLEVELAND	1	1	2	0	2	1.0	9.0	0/0	1	0	0
<b>SEASON TOTALS</b>		<b>16</b>	<b>16</b>	<b>35</b>	<b>15</b>	<b>50</b>	<b>8.0</b>	<b>34.0</b>	<b>0/0</b>	<b>1</b>	<b>1</b>	<b>0</b>

## POSTSEASON

1/20	BALTIMORE	1	1	1	1	2	0.0	0.0	0/0	0	0	0
1/27	NEW ENGLAND	1	1	3	1	4	1.0	3.0	0/0	0	0	0
<b>POSTSEASON TOTALS</b>		<b>2</b>	<b>2</b>	<b>4</b>	<b>2</b>	<b>6</b>	<b>1.0</b>	<b>3.0</b>	<b>0/0</b>	<b>0</b>	<b>0</b>	<b>0</b>

## Smith's 2000 Game-by-Game Statistics

Date	Opponent	GP	GS	T	AT	TOT	Sacks	Yds	Int	PD	FF	FR
9/3	BALTIMORE	1	1	0	3	3	0.0	0.0	0/0	0	0	0
9/17	at Cleveland	1	0	1	0	1	0.0	0.0	0/0	0	0	0
9/24	TENNESSEE	1	1	1	0	1	0.0	0.0	0/0	0	0	0
10/1	at Jacksonville	1	1	5	3	8	2.0	8.0	0/0	0	0	0
10/8	at New York Jets	1	1	4	0	4	0.0	0.0	0/0	0	0	0
10/15	CINCINNATI	1	1	2	1	3	0.0	0.0	0/0	0	0	0
10/22	CLEVELAND	1	1	0	1	1	0.0	0.0	0/0	0	0	0
10/29	at Baltimore	1	1	2	1	3	1.0	0.0	0/0	1	0	0
11/5	at Tennessee	1	1	3	0	3	0.0	0.0	0/0	0	0	0
11/12	PHILADELPHIA	1	1	5	0	5	1.0	7.0	0/0	0	0	0
11/19	JACKSONVILLE	1	1	3	1	4	0.0	0.0	0/0	0	0	0
11/26	at Cincinnati	1	1	4	0	4	0.0	0.0	0/0	1	0	0
12/3	OAKLAND	1	1	3	0	3	0.0	0.0	0/0	0	0	0
12/10	at New York Giants	1	1	2	1	3	0.0	0.0	0/0	0	0	0



## Smith's 2000 Game-by-Game Statistics (Continued)

Date	Opponent	GP	GS	T	AT	TOT	Sacks	Yds	Int	PD	FF	FR
12/16	WASHINGTON	1	1	1	0	1	0.0	0.0	0/0	0	0	0
12/24	at San Diego	1	1	2	0	2	0.0	0.0	0/0	0	0	0
<b>SEASON TOTALS</b>		<b>16</b>	<b>15</b>	<b>38</b>	<b>11</b>	<b>49</b>	<b>4.0</b>	<b>15.0</b>	<b>0/0</b>	<b>2</b>	<b>0</b>	<b>0</b>

## Smith's 1999 Game-by-Game Statistics

Date	Opponent	GP	GS	T	AT	TOT	Sacks	Yds	Int	PD	FF	FR
9/12	at Cleveland						INACTIVE					
9/19	at Baltimore						INACTIVE					
9/26	SEATTLE						INACTIVE					
10/3	JACKSONVILLE						DID NOT PLAY					
10/10	at Buffalo						DID NOT PLAY					
10/17	at Cincinnati						DID NOT PLAY					
10/25	ATLANTA	1	0	0	0	0	0.0	0.0	0/0	0	0	0
11/7	at San Francisco	1	0	0	0	0	0.0	0.0	0/0	0	0	0
11/14	CLEVELAND						DID NOT PLAY					
11/21	at Tennessee						DID NOT PLAY					
11/28	CINCINNATI	1	0	0	0	0	0.0	0.0	0/0	0	0	0
12/2	at Jacksonville						INACTIVE					
12/12	BALTIMORE						INACTIVE					
12/18	at Kansas City	1	0	0	0	0	0.0	0.0	0/0	0	0	0
12/26	CAROLINA	1	0	0	0	0	0.0	0.0	0/0	0	0	0
1/2	TENNESSEE	1	0	0	1	1	0.0	0.0	0/0	1	0	0
<b>SEASON TOTALS</b>		<b>6</b>	<b>0</b>	<b>0</b>	<b>1</b>	<b>1</b>	<b>0.0</b>	<b>0.0</b>	<b>0/0</b>	<b>1</b>	<b>0</b>	<b>0</b>

## Smith's Career Statistics

## REGULAR SEASON

Year	Team	GP	GS	T	AT	TOT	Sacks	Yds	Int	PD	FF	FR
1999	Pittsburgh	6	0	0	1	1	0.0	0.0	0/0	1	0	0
2000	Pittsburgh	16	15	38	11	49	4.0	15.0	0/0	2	0	0
2001	Pittsburgh	16	16	35	15	50	8.0	34.0	0/0	1	1	0
2002	Pittsburgh	16	16	60	8	68	5.5	20.5	0/0	0	0	3
2003	Pittsburgh	16	16	39	12	51	2.0	17.0	0/0	4	1	0
2004	Pittsburgh	16	15	40	15	55	8.0	46.0	0/0	0	3	2
2005	Pittsburgh	16	16	45	10	55	2.0	9.0	1/0	3	1	1
2006	Pittsburgh	16	16	48	16	64	4.5	17.0	0/0	2	1	1
2007	Pittsburgh	11	11	31	8	39	2.5	15.0	0/0	0	0	2
2008	Pittsburgh	16	16	53	9	62	4.5	38.5	0/0	4	0	0
2009	Pittsburgh	5	5	9	4	13	2.0	13.0	0/0	0	0	0
2010	Pittsburgh	6	6	10	6	16	0.0	0.0	0/0	0	0	0
<b>NFL Totals</b>		<b>156</b>	<b>148</b>	<b>409</b>	<b>116</b>	<b>535</b>	<b>44.0</b>	<b>227.0</b>	<b>1/0</b>	<b>17</b>	<b>7</b>	<b>9</b>

## POSTSEASON

Year	Team	GP	GS	T	AT	TOT	Sacks	Yds	Int	PD	FF	FR
2001	Pittsburgh	2	2	4	2	6	1.0	3.0	0/0	0	0	0
2002	Pittsburgh	2	2	2	1	3	0.0	0.0	0/0	0	0	1
2004	Pittsburgh	2	2	6	2	8	1.0	3.0	0/0	0	0	0
2005	Pittsburgh	4	4	5	4	9	0.0	0.0	0/0	0	0	0
2007	Pittsburgh	0	0	0	0	0	0.0	0.0	0/0	0	0	0
2008	Pittsburgh	3	3	4	2	6	1.0	7.0	0/0	0	0	0
2010	Pittsburgh	0	0	0	0	0	0.0	0.0	0/0	0	0	0
<b>NFL Totals</b>		<b>13</b>	<b>13</b>	<b>21</b>	<b>11</b>	<b>32</b>	<b>3.0</b>	<b>13.0</b>	<b>0/0</b>	<b>0</b>	<b>0</b>	<b>1</b>

## SHAUN SUISHAM K

HEIGHT — 6-0

WEIGHT — 200

COLLEGE — Bowling Green

BIRTHDATE — Dec. 29, 1981

BIRTHPLACE —

Wallaceburg, Ontario, Canada

HOW ACQUIRED — FA-10

NFL EXPERIENCE — 7th Year

6



PRO

**(64-0/6-0):** Signed a two-year deal with the Steelers on July 29, 2011...Signed by the Steelers on November 16, 2010...released by the St. Louis Rams on August 17, 2010...signed by the Rams on August 13, 2010...released by the Cleveland Browns on June 17, 2010...signed by the Cleveland Browns on May 18, 2010...signed by the Dallas Cowboys on December 21, 2009...released by the Washington Redskins on December 8, 2009...added to the Redskins' 53-man roster on December 2, 2006...signed to the Redskins practice squad on November 26, 2006...released by the San Francisco 49ers on October 31, 2006...signed to the San Francisco 49ers' practice squad on October 24, 2006...released from the Cowboys' practice squad on October 17, 2006...signed to the Cowboys' practice squad on October 14, 2006...released by the Cowboys on October 12, 2006...re-signed with the Cowboys on December 26, 2005...released by the Cowboys on November 19, 2005...promoted to the Cowboys' 53-man roster on October 24, 2005...re-signed to the Cowboys' practice squad on October 18, 2005...released by Dallas on October 11, 2005...signed to the Cowboys practice squad on September 5, 2005...released by the Steelers on August 29, 2005...originally signed with the Steelers as a rookie free agent on April 28, 2005.

**2010 (7-0/3-0):** Signed by the Steelers on November 16, 2010...kicked in the final seven regular-season games and all three postseason contests...was 14-of-15 in FGs and a perfect 19-for-19 on PATs for 61 points in the regular season...finished the postseason 3-of-5 in FGs and 9-for-9 on PATs for 18 points...connected on his first 10 field goal attempts when he joined the team in November...**11/16:** Signed to the Steelers' active roster...**11/21 vs. Oakland:** Was a perfect 5-of-5 on PATs for five points...**11/28 at Buffalo:** Finished 4-for-4 in FGs and 1-for-1 in PATs for 13 points...connected on FGs from 41, 45, 46 and 48-yards...has made 12 straight FGs between 40-49 yards...had one special teams tackle...**12/5 at Baltimore:** Finished 2-for-2 on FGs and 1-for-1 on PATs for seven points...booted a 45-yard field goal on the Steelers' first drive of the second half, his 13th straight field goal made between 40-49 yards...added a 19-yard field goal early in the fourth quarter...handled the punting duties the final three quarters after P Daniel Sepulveda suffered an ACL injury...punted

three times and averaged 38.3 yards per punt...**12/12 vs. Cincinnati:** Finished a perfect 3-for-3 in FGs and 2-for-2 in PATs for 11 points...booted a 41-yard field goal in the fourth quarter, his 14th straight made field goal made between 40-49 yards...**12/19 vs. N.Y. Jets:** Finished with five points...booted a 42-yard field goal late in the first half, marking his 15th straight field goal made between 40-49 yards...**12/23 vs. Carolina:** Finished a perfect 3-for-3 in PATs and was 2-for-3 in FGs...made a 26-yard field goal in the first quarter...booted a 29-yard field goal prior to halftime...missed from 41 yards out seconds before halftime, which snapped his streak of 15 consecutive field goals made between 40-49 yards...finished with nine points...**1/2 at Cleveland:** Was a perfect 5-for-5 on PATs and 2-for-2 in FGs...**AFC Divisional Game 1/15 vs. Baltimore:** Kicked in his fourth career playoff contest (first two were with the Washington Redskins and third was with the Dallas Cowboys)...was 1-for-2 on FGs and was a perfect 4-for-4 on PATs for seven points...**AFC Championship Game 1/23 vs. N.Y. Jets:** Was 1-for-1 on FGs and was a perfect 3-for-3 on PATs for six points...**Super Bowl XLV 2/6 vs. Green Bay:** Was 1-for-2 on FGs and was a perfect 2-for-2 on PATs for five points.

**2009 (14-0/1-0):** Was 20-for-24 on FGs and 25-of-26 on PATs...played in 12 games for the Washington Redskins, going 18-for-21 before being released...played for Dallas in the final two regular-season games and the lone postseason game...went 2-for-3 on FGs in the regular season...went 1-for-3 in the postseason game.

**2008 (16-0):** Kicked in all 16 games for the Redskins...was 26-for-36 on FGs and 25-for-25 on PATs.

**2007 (16-0/1-0):** Kicked in all 16 games and in the lone postseason contest for the Redskins...was 29-for-35 on FGs and 29-for-30 on PATs...had career highs in FGs (29), FG attempts (35), PATs made (29) and PAT attempts (30).

**2006 (8-0):** Kicked in three games for the Cowboys and five for the Redskins...was 9-for-11 on FGs and 14-for-14 on PATs...was 1-for-2 and 2-for-2 on PATs for the Cowboys...was 8-for-9 on FGs and 12-for-12 on PATs for the Redskins.

**2005 (3-0):** Kicked in three games for the Cowboys...was 3-for-4 on FGs and 8-for-8 on PATs.



## Shaun Suisham

## COLLEGE

Left Bowling Green as the school's all-time leading scorer [361 points], while also holding the Falcons' record with 45 career field goals and notching 31 touchbacks on kick-offs...earned second team All-MAC honors as a senior... finished 12th in the nation in scoring with a 9.3 points-per-game average...was a Lou Groza Award semifinalist

after setting the all-time NCAA I-A record for extra points made [226-233].

## PERSONAL

Graduated from Wallaceburg, Ontario, Secondary School after being named the 1999 Conference Offensive MVP, setting school and Ontario field goal records...son of Wendy and Rick Suisham...Full name: Shaun Christopher Suisham.

## Suisham's 2010 Game-by-Game Statistics

## SCORING

Date	Opponent	G	FG	FGA	Pct	Lg	Blk	XP	XPA	Pct	Blk	Pts
11/21	OAKLAND	1	0	0	.000	0	0	5	5	1.00	0	5
11/28	at Buffalo	1	4	4	1.00	48	0	1	1	1.00	0	13
12/5	at Baltimore	1	2	2	1.00	45	0	1	1	1.00	0	7
12/12	CINCINNATI	1	3	3	1.00	41	0	2	2	1.00	0	11
12/19	N.Y. JETS	1	1	1	1.00	42	0	2	2	1.00	0	5
12/23	CAROLINA	1	2	3	.667	29	0	3	3	1.00	0	9
1/2	at Cleveland	1	2	2	1.00	41	0	5	5	1.00	0	11
<b>SEASON TOTALS</b>		<b>7</b>	<b>14</b>	<b>15</b>	<b>.933</b>	<b>48</b>	<b>0</b>	<b>19</b>	<b>19</b>	<b>1.00</b>	<b>0</b>	<b>61</b>

## POSTSEASON

1/15	BALTIMORE	1	1	2	.500	35	0	4	4	1.00	0	7
1/23	N.Y. JETS	1	1	1	1.00	20	0	3	3	1.00	0	6
2/6	vs. Green Bay	1	1	2	.500	33	0	2	2	1.00	0	5
<b>POSTSEASON TOTALS</b>		<b>3</b>	<b>3</b>	<b>5</b>	<b>.600</b>	<b>35</b>	<b>0</b>	<b>9</b>	<b>9</b>	<b>1.00</b>	<b>0</b>	<b>18</b>

## FIELD GOALS

Date	Opponent	1-19	Pct	20-29	Pct	30-39	Pct	40-49	Pct	50+	Pct
11/21	OAKLAND	0-0	.000	0-0	.000	0-0	.000	0-0	.000	0-0	.000
11/28	at Buffalo	0-0	.000	0-0	.000	0-0	.000	4-4	1.00	0-0	.000
12/5	at Baltimore	1-1	1.00	0-0	.000	0-0	.000	1-1	1.00	0-0	.000
12/12	CINCINNATI	0-0	1.00	1-1	1.00	1-1	1.00	1-1	1.00	0-0	.000
12/19	N.Y. JETS	0-0	.000	0-0	.000	0-0	.000	1-1	1.00	0-0	.000
12/23	CAROLINA	0-0	.000	2-2	1.00	0-0	.000	0-1	.000	0-0	.000
1/2	at Cleveland	0-0	.000	1-1	1.00	0-0	.000	1-1	1.00	0-0	.000
<b>SEASON TOTALS</b>		<b>1-1</b>	<b>1.00</b>	<b>4-4</b>	<b>1.00</b>	<b>1-1</b>	<b>1.00</b>	<b>8-9</b>	<b>.889</b>	<b>0-0</b>	<b>.000</b>

## POSTSEASON

1/15	BALTIMORE	0-0	.000	0-0	.000	1-1	1.00	0-1	.000	0-0	.000
1/23	N.Y. JETS	0-0	.000	1-1	1.00	0-0	.000	0-0	.000	0-0	.000
2/6	vs. Green Bay	0-0	.000	0-0	.000	1-1	1.00	0-1	.000	0-1	.000
<b>POSTSEASON TOTALS</b>		<b>0-0</b>	<b>.000</b>	<b>1-1</b>	<b>1.00</b>	<b>2-2</b>	<b>1.00</b>	<b>0-2</b>	<b>.000</b>	<b>0-1</b>	<b>.000</b>

## Suisham's Career Statistics

## REGULAR SEASON

## SCORING

Year	Team	G	FG	FGA	Pct	Lg	Blk	XP	XPA	Pct	Blk	Pts
2005	Dallas	3	3	4	.750	22	0	8	8	1.00	0	17
2006	Wash./Dallas	8	9	11	.818	52	0	14	14	1.00	0	41
2007	Washington	16	29	35	.829	50	0	29	30	.967	0	116
2008	Washington	16	26	36	.722	50	1	25	25	1.00	0	103
2009	Wash./Dallas	14	20	24	.833	48	0	25	26	.962	0	74
2010	Pittsburgh	7	14	15	.933	48	0	19	19	1.00	0	61
<b>NFL Totals</b>		<b>64</b>	<b>101</b>	<b>125</b>	<b>.808</b>	<b>52</b>	<b>1</b>	<b>120</b>	<b>122</b>	<b>.984</b>	<b>0</b>	<b>423</b>

## FIELD GOALS

Year	Team	1-19	Pct	20-29	Pct	30-39	Pct	40-49	Pct	50+	Pct
2005	Dallas	0-0	0.0	3-3	1.00	0-0	.000	0-1	.000	0-0	.000
2006	Wash./Dallas	0-0	0.0	1-1	1.00	6-7	.875	1-1	1.00	1-2	.500
2007	Washington	0-0	0.0	10-10	1.00	8-10	.800	10-13	.769	1-2	.500
2008	Washington	0-0	0.0	7-7	1.00	7-9	.778	11-16	.688	1-4	.250
2009	Wash./Dallas	0-0	0.0	9-10	.900	5-7	.714	6-6	1.00	0-1	.000
2010	Pittsburgh	1-1	1.00	4-4	1.00	1-1	1.00	8-9	.889	0-0	.000
<b>NFL Totals</b>		<b>1-1</b>	<b>1.00</b>	<b>34-35</b>	<b>.971</b>	<b>27-34</b>	<b>.794</b>	<b>36-46</b>	<b>.783</b>	<b>3-9</b>	<b>.333</b>

Special Teams Tackles (2): 2 in '10.

## Shaun Suisham

## Suisham's Career Statistics (Continued)

## POSTSEASON

## SCORING

Year	Team	G	FG	FGA	Pct	Lg	Blk	XP	XPA	Pct	Blk	Pts
2007	Washington	1	0	1	.000	0	0	2	2	1.00	0	2
2009	Dallas	2	3	5	.600	0	0	4	4	1.00	0	13
2010	Pittsburgh	3	3	5	.600	35	0	9	9	1.00	0	18
<b>NFL Totals</b>		<b>6</b>	<b>6</b>	<b>11</b>	<b>.545</b>	<b>35</b>	<b>0</b>	<b>15</b>	<b>15</b>	<b>1.00</b>	<b>0</b>	<b>33</b>

## FIELD GOALS

Year	Team	1-19	Pct	20-29	Pct	30-39	Pct	40-49	Pct	50+	Pct
2007	Washington	0-0	.000	0-0	.000	0-1	.000	1-3	.333	0-0	.000
2009	Dallas	0-0	.000	1-1	1.00	1-1	1.00	0-1	.000	0-0	.000
2010	Pittsburgh	0-0	.000	1-1	1.00	2-2	1.00	1-4	.000	0-1	.000
<b>NFL Totals</b>		<b>0-0</b>	<b>.000</b>	<b>2-2</b>	<b>1.00</b>	<b>3-4</b>	<b>.750</b>	<b>2-8</b>	<b>.250</b>	<b>0-1</b>	<b>.000</b>

## LIMAS SWEED WR

HEIGHT – 6-4  
 WEIGHT – 220  
 COLLEGE – Texas  
 BIRTHDATE – Dec. 25, 1984

BIRTHPLACE – Brenham, Texas  
 HOW ACQUIRED – D2-'08 (#53)  
 NFL EXPERIENCE – 3rd Year

80



PRO

**[20-0/3-0]:** Drafted by the Steelers in the second round (53rd overall) of the 2008 NFL Draft.

**2010 (0-0/0-0):** Was placed on the Reserve/Injured List on May 11 due to an Achilles injury...missed the entire regular season and postseason.

**2009 (9-0):** Played in seven games...had one reception for five yards...placed on Reserve/Non-Football Illness List before Week 15...**9/10 vs. Tennessee:** Played in his 12th consecutive game as a reserve WR and contributor on special teams...**9/20 at Chicago:** Was inactive...**9/27 at Cincinnati:** Played in his 13th career game...caught one pass for five yards...had one solo tackle on special teams...**10/4 vs. San Diego:** Was inactive...**10/11 at Detroit:** Played in his 14th career game...contributed as a reserve WR and on special teams...**10/18 vs. Cleveland:** Was inactive...**10/25 vs. Minnesota:** Was inactive...**11/9 at Denver:** Played in his 15th career game...contributed as a reserve WR...**11/15 vs. Cincinnati:** Played in his 16th career game...contributed as a reserve WR and on special teams...**11/22 at Kansas City:** Played in his 17th career game...contributed as a reserve WR and on special teams...**11/29 at Baltimore:** Played in his 18th career game...contributed on special teams...**12/6 vs. Oakland:** Played in his 19th career game...contributed as a reserve WR and on special teams...**12/10 at Cleveland:** Played in his

20th career game...contributed as a reserve WR and on special teams...**12/20 vs. Green Bay:** Was inactive...**12/22:** Placed on Reserve/Non-Football Illness List.

**2008 (11-0/3-0):** Played in 11 regular-season games as a reserve WR and special teams contributor...made his NFL debut October 19 at Cincinnati and recorded his first NFL reception late in the fourth quarter...caught a season-high three passes for 28 yards (9.3 avg.) the following week against the Giants...played in all three postseason games...finished with two postseason receptions for 20 yards (10.0 avg.)...**9/7 vs. Houston:** Was inactive...**9/14 at Cleveland:** Was inactive...**9/21 at Philadelphia:** Was inactive...**9/29 vs. Baltimore:** Was inactive...**10/5 at Jacksonville:** Dressed for the first time as a pro but did not see action...**10/19 at Cincinnati:** Made his NFL debut...caught an 11-yard pass from Byron Leftwich on the Steelers' final offensive possession, his first career reception...**10/26 vs. New York Giants:** Played in his second consecutive game as a reserve at wide receiver...established career highs with three receptions for 28 yards (9.3 avg.) with a long of 12 yards...**11/3 at Washington:** Played in his third consecutive game as a reserve at WR and as a contributor on special teams...**11/9 vs. Indianapolis:** Played in his fourth consecutive game as a reserve at WR and as a contributor on special



teams...**11/16 vs. San Diego:** Played in his fifth consecutive game as a reserve at WR and as a contributor on special teams...**11/20 vs. Cincinnati:** Played in his sixth consecutive game as a reserve at WR...caught two passes for 25 yards (12.5 avg.) with a career-long reception of 17 yards...**11/30 at New England:** Played in his seventh consecutive game as a reserve at WR and as a contributor on special teams...**12/7 vs. Dallas:** Played in his eighth consecutive game as a reserve at WR and as a contributor on special teams...**12/14 at Baltimore:** Played in his ninth consecutive game as a reserve at WR and as a contributor on special teams...**12/21 at Tennessee:** Played in his 10th consecutive game as a reserve at WR and as a contributor on special teams...**12/28 vs. Cleveland:** Played in his 11th consecutive game as a reserve at WR and as a contributor on special teams...**AFC Divisional Game 1/11 vs. San Diego:** Made his postseason debut as a reserve at WR and as a contributor on special teams...**AFC Championship Game 1/18 vs. Baltimore:** Played in his second consecutive postseason game...caught two passes for 20 yards (10.0 avg.) with a long of 14...**Super Bowl XLIII 2/1 vs. Arizona:** Played in his third consecutive postseason game as a reserve at WR and as a contributor on special teams.

**COLLEGE** Finished career sixth in school history with 124 receptions...finished fifth on the school's career record list with 1,915 yards receiving...his 20 touchdown catches are surpassed only by Roy Williams (36) in Texas annals...his 12 touchdown catches in 2006 tied the school season record that was first set by Williams in 2002...graduated in December, 2007 with a degree in Youth and Community Studies and a minor in Business...was active in UT's community service program, as he was part of a group of Longhorns that regularly visited patients at the Austin Children's Hospital. **2007:** A preseason All-American and All-Big Twelve Conference first-team selection...was limited by a nagging wrist injury in the team's first six games of the season before missing the second half of the campaign to undergo surgery

on October 16...earned a Frank Medina Rehabilitation Award and was named one of UT's Outstanding Wide Receivers...started the team's first six games at split end, extending his starting streak to 39 consecutive games...finished with 19 catches for 306 yards (16.1 avg.) and three touchdowns. **2006:** All-Big Twelve Conference first-team selection...All-American honorable mention by The NFL Draft Report...started all 13 games, tying a school season record with 12 touchdowns among his 46 receptions, good for 801 yards (17.4 avg.)...12 scores matched the Longhorn record set by Roy Williams in 2002...had a string of seven consecutive games with at least one touchdown catch, a school record. **2005:** Associated Press All-Big Twelve Conference honorable mention...started all 13 games at split end, finishing second on the team with 36 receptions for 545 yards (15.5 avg.) and five touchdowns. **2004:** Played in 11 games, starting the final seven at split end...made 22 catches for 263 yards (11.4 avg.), but did not find the end zone. **2003:** Redshirted.

**PERSONAL** Attended Brenham High School (Brenham, Texas)...lettered three times as a wide receiver and free safety...Class 4A second-team All-State and first-team All-Greater Houston selection on offense and an All-District honoree on both sides of the ball as a senior...played in the 2003 U.S. Army All-American game...earned 4A honorable mention All-State and All-District honors as a junior...while primarily playing defense, tabbed the District's Sophomore of the Year in 2000...nearly half of his 72 catches (31) in his final three seasons went for touchdowns...averaged 23.4 yards per reception (72 for 1,684 yards), as he helped lead the team to a 14-2 record and a berth in the Texas 4A Division II Championship game in 2002...lettered four times in track, performing mostly in the hurdles...lettered four times in basketball as a forward, earning All-District honors as a junior after averaging 12 points and eight rebounds per game...honor roll student and served as a student mentor...son of Limas, Sr. and Evelyn Sweed...Full name: Limas Lee Sweed, Jr.

#### Sweed's 2009 Game-by-Game Statistics

Date	Opponent	GP	GS	RECEIVING					RUSHING				
				Rec	Yds	Avg	Lg	TD	No	Yds	Avg	Lg	TD
9/10	TENNESSEE	1	0	0	0	0.0	0	0	0	0	0	0	0
9/20	at Chicago						INACTIVE						
9/27	at Cincinnati	1	0	1	5	5.0	5	0	0	0	0.0	0	0
10/20	SAN DIEGO						INACTIVE						
10/11	at Detroit	1	0	0	0	0.0	0	0	0	0	0.0	0	0
10/18	CLEVELAND						INACTIVE						
10/25	MINNESOTA						INACTIVE						
11/9	at Denver	1	0	0	0	0.0	0	0	0	0	0.0	0	0

## Limas Sweed

### Sweed's 2009 Game-by-Game Statistics (Continued)

Date	Opponent	GP	GS	RECEIVING					TD	No	RUSHING			
				Rec	Yds	Avg	Lg	Yds			Avg	Lg	TD	
11/15	CINCINNATI	1	0	0	0	0.0	0	0	0	0	0.0	0	0	
11/22	at Kansas City	1	0	0	0	0.0	0	0	0	0	0.0	0	0	
11/29	at Baltimore	1	0	0	0	0.0	0	0	0	0	0.0	0	0	
12/6	OAKLAND	1	0	0	0	0.0	0	0	0	0	0.0	0	0	
12/10	at Cleveland	1	0	0	0	0.0	0	0	0	0	0.0	0	0	
12/20	GREEN BAY													
12/27	BALTIMORE													
1/3	at Miami													
SEASON TOTALS		9	0	1	5	5.0	5	0	0	0	0.0	0	0	

### Sweed's 2008 Game-by-Game Statistics

Date	Opponent	GP	GS	RECEIVING					TD	No	RUSHING			
				Rec	Yds	Avg	Lg	Yds			Avg	Lg	TD	
9/7	HOUSTON													
9/14	at Cleveland													
9/21	at Philadelphia													
9/29	BALTIMORE													
10/5	at Jacksonville													
10/19	at Cincinnati	1	0	1	11	11.0	11	0	0	0	0.0	0	0	
10/26	NEW YORK GIANTS	1	0	3	28	9.3	12	0	0	0	0.0	0	0	
11/3	at Washington	1	0	0	0	0.0	0	0	0	0	0.0	0	0	
11/9	INDIANAPOLIS	1	0	0	0	0.0	0	0	0	0	0.0	0	0	
11/16	SAN DIEGO	1	0	0	0	0.0	0	0	0	0	0.0	0	0	
11/20	CINCINNATI	1	0	2	25	12.5	17	0	0	0	0.0	0	0	
11/30	at New England	1	0	0	0	0.0	0	0	0	0	0.0	0	0	
12/7	DALLAS	1	0	0	0	0.0	0	0	0	0	0.0	0	0	
12/14	at Baltimore	1	0	0	0	0.0	0	0	0	0	0.0	0	0	
12/21	at Tennessee	1	0	0	0	0.0	0	0	0	0	0.0	0	0	
12/28	CLEVELAND	1	0	0	0	0.0	0	0	0	0	0.0	0	0	
SEASON TOTALS		11	0	6	64	10.7	17	0	0	0	0.0	0	0	

### POSTSEASON

1/11	SAN DIEGO	1	0	0	0	0.0	0	0	0	0	0.0	0	0
1/18	BALTIMORE	1	0	2	20	10.0	14	0	0	0	0.0	0	0
2/1	vs. Arizona	1	0	0	0	0.0	0	0	0	0	0.0	0	0
POSTSEASON TOTALS		3	0	2	20	10.0	14	0	0	0	0.0	0	0

### Sweed's Career Statistics

#### REGULAR SEASON

Year	Team	GP	GS	RECEIVING					TD	No	RUSHING			
				Rec	Yds	Avg	Lg	Yds			Avg	Lg	TD	
2008	Pittsburgh	11	0	6	64	10.7	17	0	0	0	0.0	0	0	
2009	Pittsburgh	9	0	1	5	5.0	5	0	0	0	0.0	0	0	
NFL Totals		20	0	7	69	9.9	17	0	0	0	0.0	0	0	

Career Special Teams Tackles (1): 0 in 2008 and 1 in '09.

#### POSTSEASON

Year	Team	GP	GS	RECEIVING					TD	No	RUSHING			
				Rec	Yds	Avg	Lg	Yds			Avg	Lg	TD	
2008	Pittsburgh	3	0	2	20	10.0	14	0	0	0	0.0	0	0	
2010	Pittsburgh													
NFL Totals		3	0	2	20	10.0	14	0	0	0	0.0	0	0	

RESERVE/INJURED LIST



# STEVENSON SYLVESTER LB

HEIGHT – 6-2

WEIGHT – 231

COLLEGE – Utah

BIRTHDATE – July 18, 1988

BIRTHPLACE – Las Vegas, Nev.

HOW ACQUIRED – D5c-'10 (#166)

NFL EXPERIENCE – 2nd Year

# 55



## PRO

**(16-0/3-0):** Drafted by the Steelers as their third of three selections in the fifth round (166th overall) of the 2010 NFL Draft.

**2010 (16-0/3-0):** Saw action in all 16 regular-season games as a contributor on special teams and at LB...finished the regular season with three tackles and added 14 tackles and one forced fumble on special teams...saw action in all three postseason contests on special teams...**9/12 vs. Atlanta:** Made his NFL debut on special teams...did not have any tackles...**9/19 at Tennessee:** Forced his first career fumble on the Titans' opening kickoff return...had four special teams tackles...**9/26 at Tampa Bay:** Saw action on special teams...recorded his first career tackle at inside linebacker...**10/3 vs. Baltimore:** Saw action on special teams...had one special teams tackle...**10/17 vs. Cleveland:** Saw action on special teams...had one special teams tackle...**10/24 at Miami:** Saw action on special teams...**10/31 at New Orleans:** Saw action on special teams...had one special teams tackle...**11/8 at Cincinnati:** Saw action on special teams...**11/14 vs. New England:** Saw action on special teams...**11/21 vs. Oakland:** Saw action at linebacker and on special teams...had one special teams tackle...**11/28 at Buffalo:** Saw action on special teams...**12/5 at Baltimore:** Saw action on special teams...**12/12 vs. Cincinnati:** Saw action on special teams...had two special teams tackles...**12/19 vs. N.Y. Jets:** Saw action on special teams...had two special teams tackles...**12/23 vs. Carolina:** Saw action on special teams...had one special teams tackle...**1/2 at Cleveland:** Saw action on special teams and at LB...finished with two tackles and one QB pressure...added two special teams tackles...**AFC Divisional Game 1/15 vs. Baltimore:** Saw action on special teams in his first career postseason game...**AFC Championship Game 1/23 vs. N.Y. Jets:** Saw action on special teams...**Super Bowl XLV 2/6 vs. Green Bay:** Saw action on special teams.

## COLLEGE

Three-time all-conference rover linebacker made the first-team as a senior...played in 49 games and started 37 in

his career...two-year team captain...defensive MVP of the 2009 Poinsettia Bowl...double-major in mass communications and economics...graduated in Fall of 2009 with a bachelor's degree in communications.

**2009:** First-team all-MWC...started all 13 games at rover linebacker...Utah's tackle leader had 81 stops, 5 tackles for loss and 2 sacks...defensive MVP of the 2009 Poinsettia Bowl with eight tackles (0.5 TFL), an interception for a touchdown (27 yards) and a pass breakup in Utah's 37-27 win over Cal...fourth quarter "pick six" against Cal put Utah in control 37-21...season-high 13 tackles against Air Force included an assisted tackle for no gain on fourth-and-2 in overtime to give Utah the win...eight tackles with an 11-yard sack vs. BYU. **2008:** Second-team all-MWC...started all 13 games...won team's Top Linebacker award...second on the team in tackles with 73...Ute leader in tackles against league schools (53)...all but unstoppable in the Sugar Bowl, recording seven tackles, three sacks and a fumble recovery against Alabama...season-high 10 tackles against TCU...nine tackles with 1.5 TFL against UNLV...nine tackles, a forced fumble and a pass breakup vs. Colorado State...two pass breakups against New Mexico...eight tackles (1.5 for loss) vs. Air Force. **2007:** Honorable mention all-MWC...played in all 13 games, starting eight at rover linebacker...second on the team in both tackles (86) and tackles for loss (10)...five pass breakups and a forced fumble...career-high 14 tackles, including 2.5 for loss, against UNLV...nine tackles against both TCU and Wyoming...eight tackles against San Diego State...recorded sacks against UCLA, Utah State and Louisville...six tackles in bowl win over Navy. **2006:** True freshman played in 10 games, making three starts (two at rover and one at middle linebacker)...injured his knee on the opening kickoff against Wyoming and missed the next week's game at New Mexico...started against Northern Arizona, Utah State and TCU...23 tackles with 1.5 tackles for loss and 0.5 sacks...also had a pass breakup, forced fumble and interception...returned an interception 45 yards for a score at Utah State.

## Stevenson Sylvester

## PERSONAL

First-team all-state and all-league linebacker and tight end in 2005...Valley High (Las Vegas, Nevada) MVP and team captain...recorded 67 tackles (44 solo) in 2005...also had 22 tackles for loss, five sacks, four forced fumbles and five pass breakups...had over 400 receiving yards and six touchdowns as a senior tight end...won three letters in football and two in basketball...hoops team won the 2004 conference and region titles...also played in the band for two years...son of

Worrel Sylvester and Angela Levi...mother played basketball for Southern Utah for four years...raised with his two brothers and four cousins from age 4 to 15 before moving to Las Vegas...brother Jason played basketball for Santa Rosa JC...cousin Geno Odong plays football at Utah State...cousin Jennifer played basketball for Cerro Coso CC...coached in basketball by his mother, who also critiqued him after every football, basketball, baseball and soccer game he ever played...  
Full name: Stevenson Ellis Sylvester.

## Sylvester's 2010 Game-by-Game Statistics

Date	Opponent	GP	GS	T	AT	TOT	Sacks	Yds	Int/Yds	PD	FF	FR
9/12	ATLANTA	1	0	0	0	0	0.0	0.0	0/0	0	0	0
9/19	at Tennessee	1	0	0	0	0	0.0	0.0	0/0	0	0	0
9/24	at Tampa Bay	1	0	0	1	1	0.0	0.0	0/0	0	0	0
10/3	BALTIMORE	1	0	0	0	0	0.0	0.0	0/0	0	0	0
10/17	CLEVELAND	1	0	0	0	0	0.0	0.0	0/0	0	0	0
10/24	at Miami	1	0	0	0	0	0.0	0.0	0/0	0	0	0
10/31	at New Orleans	1	0	0	0	0	0.0	0.0	0/0	0	0	0
11/8	at Cincinnati	1	0	0	0	0	0.0	0.0	0/0	0	0	0
11/14	NEW ENGLAND	1	0	0	0	0	0.0	0.0	0/0	0	0	0
11/21	OAKLAND	1	0	0	0	0	0.0	0.0	0/0	0	0	0
11/28	at Buffalo	1	0	0	0	0	0.0	0.0	0/0	0	0	0
12/5	at Baltimore	1	0	0	0	0	0.0	0.0	0/0	0	0	0
12/12	CINCINNATI	1	0	0	0	0	0.0	0.0	0/0	0	0	0
12/19	N.Y. JETS	1	0	0	0	0	0.0	0.0	0/0	0	0	0
12/23	CAROLINA	1	0	0	0	0	0.0	0.0	0/0	0	0	0
1/2	at Cleveland	1	0	2	0	2	0.0	0.0	0/0	0	0	0
<b>SEASON TOTALS</b>		<b>16</b>	<b>0</b>	<b>2</b>	<b>1</b>	<b>3</b>	<b>0.0</b>	<b>0.0</b>	<b>0/0</b>	<b>0</b>	<b>0</b>	<b>0</b>

## POSTSEASON

1/15	BALTIMORE	1	0	0	0	0	0.0	0.0	0/0	0	0	0
1/23	N.Y. JETS	1	0	0	0	0	0.0	0.0	0/0	0	0	0
2/6	vs. Green Bay	1	0	0	0	0	0.0	0.0	0/0	0	0	0
<b>POSTSEASON TOTALS</b>		<b>3</b>	<b>0</b>	<b>0</b>	<b>0</b>	<b>0</b>	<b>0.0</b>	<b>0.0</b>	<b>0/0</b>	<b>0</b>	<b>0</b>	<b>0</b>

## Sylvester's Career Statistics

## REGULAR SEASON

Year	Team	GP	GS	T	AT	TOT	Sacks	Yds	Int/Yds	PD	FF	FR
2010	Pittsburgh	16	0	2	1	3	0.0	0.0	0/0	0	0	0
<b>NFL Totals</b>		<b>16</b>	<b>0</b>	<b>2</b>	<b>1</b>	<b>3</b>	<b>0.0</b>	<b>0.0</b>	<b>0/0</b>	<b>0</b>	<b>0</b>	<b>0</b>

Career Special Teams Tackles (14): 14 in '10.

Additional Statistics: Forced his first career fumble at Tennessee 9/19/10.

## POSTSEASON

2010	Pittsburgh	3	0	0	0	0	0.0	0.0	0/0	0	0	0
<b>NFL Totals</b>		<b>3</b>	<b>0</b>	<b>0</b>	<b>0</b>	<b>0</b>	<b>0.0</b>	<b>0.0</b>	<b>0/0</b>	<b>0</b>	<b>0</b>	<b>0</b>



## IKE TAYLOR CB

HEIGHT — 6-2

WEIGHT — 195

COLLEGE — Louisiana-Lafayette

BIRTHDATE — May 5, 1980

BIRTHPLACE — Gretna, La.

HOW ACQUIRED — 04-03 (#124)

NFL EXPERIENCE — 9th Year

24



## PRO

(125-92/13-11): Signed a four-year deal with the Steelers on July 29, 2011...Signed a five-year contract extension prior to the 2006 season...originally drafted by the Steelers in the fourth round (124th overall) of the 2003 NFL Draft.

**2010 (16-16/3-3):** Started all 16 regular-season games at right cornerback...finished the season with 72 tackles, one sack, two interceptions, one forced fumble and 11 pass breakups...was part of a defense that had 21 interceptions...added nine special teams tackles...started all three postseason contests at CB...had 13 tackles, one sack, one forced fumble and three pass breakups...added two special teams tackles in the postseason...has played in 107 consecutive games, which is currently the second best streak in the NFL for cornerbacks...**9/12 vs. Atlanta:** Had six tackles and one pass defended...was part of a defense that forced 17 incompletions by Matt Ryan...**9/19 at Tennessee:** Had eight tackles...was part of a defense that limited the Titans to less than 200 yards passing and forced six Tennessee turnovers...**9/26 at Tampa Bay:** Had three tackles...had one pass breakup...had two special teams tackles...**10/3 vs. Baltimore:** Had nine tackles...had his first interception of the season and 10th of his career...had one pass breakup...was a part of a defense that forced two Ravens' turnovers...had one special teams tackle...**10/17 vs. Cleveland:** Had four tackles and one pass breakup...was part of a defense that forced three Cleveland turnovers and had five sacks...**10/24 at Miami:** Had three tackles...was part of a defense that forced one Miami turnover and had one sack...had two special teams tackles...**10/31 at New Orleans:** Had five tackles...intercepted his second pass of the year late in the first half...had one pass breakup, which gave him 100 for his career...was part of a defense that forced two Saints' turnovers...had one special teams tackle...**11/8 at Cincinnati:** Had two tackles...had one pass breakup...had one special teams tackle...**11/14 vs. New England:** Had seven tackles...had one special teams tackle...**11/21 vs. Oakland:** Had three tackles...forced his first fumble of the season in the second quarter...had one pass

breakup...was part of a defense that held the Raiders to 168 yards passing...**11/28 at Buffalo:** Had three tackles and one pass breakup...had one special teams tackle...**12/5 at Baltimore:** Had three tackles...posted an 11-yard sack in the second quarter, his first of the season...had one pass breakup...**12/12 vs. Cincinnati:** Had six tackles...was part of a defense that held the Bengals to 190 total yards, had three sacks and three interceptions...**12/19 vs. N.Y. Jets:** Had three tackles...was part of a defense that held the Jets to less than 200 yards passing...**12/23 vs. Carolina:** Made his 90th career start at cornerback...had five tackles...had one pass breakup...was part of a defense that held the Panthers to 72 yards passing and forced two turnovers...**1/2 at Cleveland:** Had two tackles and one pass breakup...was part of a defense that had four sacks and forced three Browns' interceptions...**AFC Divisional Game 1/15 vs. Baltimore:** Started his ninth career postseason game at cornerback...had four tackles and two pass breakups...was part of a defense that held the Ravens to 125 yards passing and forced three turnovers...had one special teams tackle...**AFC Championship Game 1/23 vs. N.Y. Jets:** Had five tackles and one pass breakup...posted his first career postseason sack and forced fumble on QB Mark Sanchez in the second quarter, which led to a 19-yard fumble return for touchdown by CB William Gay...**Super Bowl XLV 2/6 vs. Green Bay:** Had four tackles...added one special teams tackle.

**2009 (16-16):** Started all 16 games at CB...had 63 tackles and one sack...had one interception and defended 14 passes...had a season-high 11 tackles against Minnesota...**9/10 vs. Tennessee:** Made his 34th consecutive start at CB...finished with two solo tackles and one pass defense...**9/20 at Chicago:** Made his 35th consecutive start at CB...recorded three solo tackles...**9/27 at Cincinnati:** Made his 36th consecutive start at CB...finished with six solo tackles and a team-high four pass defenses...**10/4 vs. San Diego:** Made his 37th consecutive start at CB...finished with four solo tackles and two defended passes...**10/11 at Detroit:** Made his 38th consecutive start at CB...finished with four solo tackles, one

## Ike Taylor

pressure and two defended passes...**10/18 vs. Cleveland:** Made his 39th consecutive start at CB...recorded six solo tackles...**10/25 vs. Minnesota:** Made his 40th consecutive start at CB...recorded 11 solo tackles...**11/9 at Denver:** Made his 41st consecutive start at CB...recorded four solo tackles...**11/15 vs. Cincinnati:** Made his 42nd consecutive start at CB...recorded two solo tackles and one pass breakup...**11/22 at Kansas City:** Made his 43rd consecutive start at CB...recorded four solo tackles and one pass breakup...**11/29 at Baltimore:** Made his 44th consecutive start at CB...recorded six solo tackles, one pressure and one pass breakup...**12/6 vs. Oakland:** Made his 45th consecutive start at CB...recorded two tackles...**12/10 at Cleveland:** Made his 46th consecutive start at CB...recorded one tackle...**12/20 vs. Green Bay:** Made his 47th consecutive start at CB...recorded two solo tackles...**12/27 vs. Baltimore:** Made his 47th consecutive start at CB...recorded two solo tackles, one fumble recovery, one pass breakup and a sack...marked the first sack of his career...**1/3 at Miami:** Made his 48th consecutive start at CB...recorded four tackles, one pass breakup and an interception, his first of the season.

**2008 (16-16/3-3):** Started all 16 regular-season games for the second consecutive season...has now appeared in 75 straight games...finished with 75 tackles (56 solo), one interception and a team-high 14 pass defenses...had five tackles on special teams...started all three postseason games...finished with 13 tackles (11 solo) and four pass defenses...had three postseason tackles on special teams...tied his postseason high by recording seven tackles (five solo) in Super Bowl XLIII...**9/7 vs. Houston:** Played in his 60th consecutive game and made his 18th consecutive start at CB...finished second (tied) on the team behind James Harrison with eight tackles (six solo)...also had one pass defense...**9/14 at Cleveland:** Made his 19th straight start at CB...finished with seven tackles (six solo)...limited Braylon Edwards to three receptions for 32 yards (10.7 avg)...**9/21 at Philadelphia:** Made his 20th consecutive start at CB in his 80th career game...finished with seven tackles (five solo)...added one assisted tackle on special teams...**9/29 vs. Baltimore:** Made his 21st consecutive start at CB...finished with one assisted tackle...had one solo tackle on special teams...**10/5 at Jacksonville:** Made his 22nd consecutive start at CB...finished with five tackles (three solo) and one QB pressure...**10/19 at Cincinnati:** Made his 23rd consecutive start at CB...finished with five tackles (four solo) and led the team

with two pass defenses...had one assisted tackle on special teams...**10/26 vs. New York Giants:** Started his 24th consecutive game at CB...finished with five tackles (four solo) and one pass defense...**11/3 at Washington:** Started his 25th consecutive game at CB...finished with three solo tackles and two pass defenses...**11/9 vs. Indianapolis:** Made his 26th consecutive start at CB...finished with four solo tackles and one pass defense...had one solo tackle on special teams...**11/16 vs. San Diego:** Made his 27th consecutive start at CB...finished with three solo tackles and three pass defenses...**11/20 vs. Cincinnati:** Made his 28th consecutive start at CB...finished with four tackles (three solo)...**11/30 at New England:** Made his 29th consecutive start at CB...finished with one solo tackle, two QB pressures and one pass defense...**12/7 vs. Dallas:** Made his 30th consecutive start at CB...finished with three tackles (one solo) and recorded his first interception of the season...had one solo tackle on special teams...**12/14 at Baltimore:** Made his 31st consecutive start at CB...finished with five tackles (two solo) and had two pass defenses...**12/21 at Tennessee:** Made his 32nd consecutive start at CB...finished with a season-high 10 tackles (eight solo) and had one pass defense...**12/28 vs. Cleveland:** Made his 60th career start at CB...recorded four tackles (three solo)...**AFC Divisional Game 1/11 vs. San Diego:** Made his sixth consecutive postseason start at CB...finished with three solo tackles and three pass defenses...had one solo tackle on special teams...**AFC Championship Game 1/18 vs. Baltimore:** Made his seventh consecutive postseason start at CB...finished with three solo tackles, one pass defense and one QB pressure...had one solo tackle on special teams...**Super Bowl XLIII 2/1 vs. Arizona:** Made his eighth consecutive postseason start at CB...tied for the team lead with seven tackles (five solo)...had one assisted tackle on special teams.

**2007 (16-16/1-1):** Started all 16 games and the AFC Wild Card Game at LCB...named AFC Defensive Player of the Week in a Week 5 win over Seattle...finished second on team with 90 tackles and led team with three interceptions...finished second on team with 17 pass defenses...also recorded two forced fumbles and a fumble recovery...returned an interception 51 yards for his first career touchdown in the Week 16 win over St. Louis...had one special teams tackle...had three tackles, an interception and a pass defense in the playoff loss to Jacksonville...that pick marked his third consecutive postseason game with an interception, establishing a new team postseason record...**9/9**



**at Cleveland:** Started at LCB and tallied six tackles (five solo) while also forcing the first fumble of his career...had his first interception of the season and returned it for two yards...**9/16 vs. Buffalo:** Started for the 30th time of his career and third consecutive game at LCB...recorded six solo tackles and one pass defended...**9/23 vs. San Francisco:** Started at LCB and tallied five solo tackles, one pass defense and a single quarterback hit...**9/30 at Arizona:** Started at LCB...finished the game with six solo tackles and a forced fumble on Cardinals' wide receiver Larry Fitzgerald...**10/7 vs. Seattle:** Started at LCB...had six solo tackles and three passes defended...posted his sixth career interception, after intercepting the Matt Hasselbeck pass on the Pittsburgh goal line as time expired going into halftime...part of a defensive unit that allowed only 144 total yards, 38 rushing yards, 106 passing yards and only eight first downs...awarded the GMC Defensive player of the Week for the Week 5...**10/21 at Denver:** Started at LCB for the seventh consecutive game...registered five solo tackles...part of a defensive unit that allowed Denver running backs to gain only 54 rushing yards...**10/28 at Cincinnati:** Started at LCB...finished the game with seven solo tackles and one pass defense...**11/5 vs. Baltimore:** Made his 36th start at LCB and finished the game with four tackles (three solo)...also had one pass defense...part of a defensive unit that allowed the Ravens only 104 total yards, with 64 coming on the ground and 40 yards by air...the Baltimore offense managed only five first downs all night...**11/11 vs. Cleveland:** Registered four solo tackles, one pass defense and recovered his first fumble of the season off a Jamal Lewis fumble caused by James Harrison, which led to a Steelers TD halfway through the third quarter...part of a defensive unit that allowed only 163 total yards, including 40 rushing and 123 passing yards...**11/18 at New York Jets:** Made his 11th consecutive start at LCB...finished the game with four solo tackles and one pass defense...**11/26 vs. Miami:** Played in his 72nd career game and started at LCB...recorded four tackles (three solo) and one pass defense...part of a defense that gave up only 159 total yards, including 49 rushing, 110 passing and only nine first downs...**12/2 vs. Cincinnati:** Started in his 40th career game...logged six solo tackles and one pass defense...**12/9 at New England:** Made his 14th consecutive start at LCB, while playing in his 74th career game...finished the game with six solo tackles and one pass defended...**12/16 vs. Jacksonville:** Played in his 75th career game, while starting at LCB for the 15th

consecutive game...finished the game with six tackles (five solo), including one pass defense...**12/20 at St. Louis:** Made his 16th consecutive start at LCB...registered six solo tackles, three passes defended and had one interception, which he returned for a 51-yard TD, the first TD of his career...**12/30 at Baltimore:** Made his 17th consecutive start at LCB, while playing in his 77th career game...led the team with nine solo tackles (tied)...also had one pass defense...**AFC Wild Card Game 1/5 vs. Jacksonville:** Made his fifth career postseason start at LCB...finished with three tackles (one solo)...had his third career postseason interception in the fourth quarter, returning it 31 yards and setting up a Steelers' TD...was also his third consecutive postseason game with an interception.

**2006 (16-11):** Played in all 16 games and made 11 starts...finished with 74 tackles (64 solo) and posted two interceptions...**9/7 vs. Miami:** Recorded a team-high three passes defended and six solo tackles...also registered a quarterback hurry/pressure...teamed with Aaron Smith to tackle Ronnie Brown for a loss of two yards on a crucial third-and-two with 6:32 remaining in the fourth quarter and the Steelers trailing...**9/18 at Jacksonville:** Started at LCB and led all Steelers' defensive backs with 10 tackles and seven solo tackles...**9/24 vs. Cincinnati:** Covered Bengals' All-Pro WR Chad Johnson, limiting him to one catch for 11 yards...recorded five tackles (four solo)...recorded a pass defense and his first interception of the season, which he returned 34 yards to set up a Pittsburgh touchdown...**10/8 at San Diego:** Recorded a game-high eight solo tackles...recorded two pass defenses, including one in the end zone to prevent a touchdown...added one solo special teams tackle...**10/15 vs. Kansas City:** Recorded five solo tackles...recovered a fumble and recorded two tackles (one solo) on special teams...**10/22 at Atlanta:** Recorded two tackles (one solo)...recorded one solo special teams tackle...**10/29 at Oakland:** Started at LCB and recorded three solo tackles and two pass defenses...held All-Pro WR Randy Moss to two catches for 20 yards...held the Raiders to 17 yards passing...**11/5 vs. Denver:** Recorded six solo tackles and a game high (tied) four pass defenses...added one solo special teams tackle...**11/12 vs. New Orleans:** Recorded eight tackles (seven solo)...**11/19 at Cleveland:** Recorded four tackles (three solo) and one pass defense...added two special teams stops...**11/26 at Baltimore:** Recorded one solo tackle...tackled Mike Anderson for a loss of one yard...**12/3 vs. Tampa Bay:** Saw action in the nickel and dime packages...collected two solo

## Ike Taylor

tackles and one pass defense...**12/7 vs. Cleveland:** Collected two tackles (one solo)...added one special teams tackle...**12/17 at Carolina:** Recorded two solo tackles and one pass defense...intercepted a fade pass in the end zone intended for Steve Smith in the fourth quarter...added one solo special teams tackle...**12/24 vs. Baltimore:** Posted three tackles (two solo) and one pass defense...**12/31 at Cincinnati:** Started for the first time in six games...responded with seven tackles (six solo), one quarterback hurry/pressure and two pass defenses...added one solo special teams tackle.

**2005 (16-15/4-4):** Moved into the starting lineup and started 15 games and four playoff contests...finished with 96 tackles (72 solo), 25 passes defended, one interception and two forced fumbles...also had an interception in the AFC Championship Game at Denver and in Super Bowl XL...**9/11 vs. Tennessee:** Started at cornerback...led team with 10 tackles (eight solo)...recovered one fumble and defended one pass...**9/18 at Houston:** Started at cornerback...led all defensive backs with eight tackles (five solo)...returned one kickoff for 19 yards...**9/25 vs. New England:** Did not start because the Patriots opened the game in a three-tight end formation...recorded career highs in solo tackles (10) and total tackles (12)...also had a pass defense and two solo special teams tackles...**10/10 at San Diego:** Started for the third time in four games...recorded five solo tackles and defended three passes...**10/16 vs. Jacksonville:** Finished the game with five tackles (four solo) and two pass defenses...started at left corner for the fourth time this season and covered five-time Pro Bowler receiver Jimmy Smith after Deshaea Townsend was injured...limited Smith to three catches for 32 yards...made a game-saving pass defense when he deflected a Byron Leftwich pass intended for Smith in the end zone with 31 seconds remaining in the game...**10/23 at Cincinnati:** Started for the fifth time in 2005...covered Pro Bowl receiver Chad Johnson all game and held him out of the end zone...recorded four tackles (three solo)...also recorded a quarterback hurry/pressure and a solo special teams tackle...**10/31 vs. Baltimore:** Finished with nine tackles (six solo) and his first interception of the season (second of career)...also had one fumble recovery...added one pass defense and also posted a special teams tackle...**11/6 at Green Bay:** Recorded eight tackles (four solo)...**11/13 vs. Cleveland:** Recorded four tackles (three solo)...also had one solo special teams tackle...**11/20 at Baltimore:** Tied for a team high with nine solo tackles...also

had two passes defended and two special teams tackles...**11/28 at Indianapolis:** Finished with four tackles (two solo) and two passes defended...**12/4 vs. Cincinnati:** Shadowed Pro Bowl receiver Chad Johnson and held him to just five catches for 54 yards and no touchdowns...recorded three solo tackles and two passes defended...also had one solo special teams tackle...**12/11 vs. Chicago:** Recorded five tackles (two solo) and two passes defended...alertly returned one punt (off a fake field goal try) for 19 yards...**12/18 at Minnesota:** Recorded a game high five passes defended and recorded three tackles (two solo)...prevented a Minnesota touchdown by knocking down a pass to Koren Robinson in the end zone...**12/24 at Cleveland:** Registered three tackles (two solo) and three passes defended...**1/1 vs. Detroit:** Recorded four solo tackles and his team-leading 25th pass defense...also had one special teams tackle...**AFC Wild Card Game 1/8 at Cincinnati:** Recorded three solo tackles and tied for the team lead with two passes defended...replaced Quincy Morgan (injured right ankle) on kickoff returns and returned one kick for 36 yards...36-yard return was a career long in the post-season...**AFC Divisional Game 1/15 at Indianapolis:** Recorded nine tackles (seven solo) and held Pro Bowl receiver Marvin Harrison to three catches for 52 yards...returned two kickoffs for 33 yards with a long of 18...also had two special teams solo tackles...**AFC Championship Game 1/22 at Denver:** Recorded one solo tackle...registered his first career postseason interception at the end of the second quarter to set up a TD...returned interception one yard...returned two kickoffs for 42 yards...had a long return of 22 yards...**Super Bowl XL 2/5 vs. Seattle:** Recorded team highs in tackles (7) and solo tackles (6) and added two passes defended...snuffed out a Seahawks' drive with an interception at the Steelers' five-yard line with the team leading 14-10...returned the interception 24 yards to set up a Steelers' scoring drive.

**2004 (13-1/2-0):** Recorded 11 tackles (six solo), one interception and defended four passes...**9/26 at Miami:** Dressed for the first time...**10/3 vs. Cincinnati:** Was credited with one special teams assist...**10/17 at Dallas:** Returned two kickoffs for 28 yards, a 14-yard average, when Ricardo Colclough left the game due to dehydration...**10/31 vs. New England:** Recorded his first career interception...was credited with one tackle and two special teams tackles (one solo)...**11/7 vs. Philadelphia:** Was credited with one solo tackle...played seven defensive snaps...**11/14 at Cleveland:** Registered



## Ike Taylor

two solo tackles...also was credited with a pass defense...**11/21 at Cincinnati:** Recorded one special teams assist...played nine defensive snaps...**11/28 vs. Washington:** Returned one kickoff for 21 yards...finished with one assist and two special teams tackles (one solo)...**12/5 at Jacksonville:** Finished with one assist and two passes defended...returned one kickoff for 19 yards...was credited with one solo special teams tackle...**12/12 vs. New York Jets:** Had one kickoff return for 12 yards...**12/18 at New York Giants:** Returned three kickoffs for 60 yards and a long of 22...**12/26 vs. Baltimore:** Returned one kickoff for 10 yards...**1/2 at Buffalo:** Led the team with five total tackles (three solo)...made several key plays on special teams, including recovering the Bills' on-side kick near the end of the game...forced a fumble on the Bills' first punt return that led to the Steelers' first score...finished with two special teams assists...was credited with one pass defense...returned two kickoffs for 34 yards...**AFC Divisional Game 1/15 vs. New York Jets:** Returned three kickoffs for 58 yards, including one of 30 and one of 28 yards...also was credited with one solo special teams tackle...**AFC Championship Game 1/23 vs. New England:** Registered one solo special teams tackle...also returned three kickoffs for 29 yards, including a long of 17.

**2003 (16-1):** Led the team with 831 yards on 37 kickoff returns for a 22.5-yard average...finished with 18 solo tackles and 18 special teams tackles (11 solo)...**9/7 vs. Baltimore:** In his pro debut was credited with one pass defense...also had one special teams tackle...returned two kickoffs for 29 yards...**9/14 at Kansas City:** Had a solid day on special teams...led the team in special teams tackles (two solo)...returned two kickoffs for 43 yards...**9/21 at Cincinnati:** Nearly broke the opening kickoff for a TD, returning it 40 yards...**9/28 vs. Tennessee:** Returned two kickoffs for 28 yards...led the team with three special teams tackles (two solo)...**10/5 Cleveland:** Nearly broke two kickoff returns for touchdowns—one for a career-long 53 yards and another for 38 yards...averaged 31 yards on four returns...also downed a Josh Miller punt at the one-yard line...**10/26 vs. St. Louis:** Had another solid day as a kick returner...averaged 24.2 yards on six returns (145 yards total)...was credited with two special teams tackles (one solo)...**11/9 vs.**

**Arizona:** Returned three kickoffs for 56 yards (18.7 avg.), including a long of 20 yards...finished with one solo tackle...was credited with a solo special teams tackle...**11/23 at Cleveland:** Made his first career start as the Steelers lined up in their dime defense...returned one kickoff for 23 yards...finished with three tackles...also was credited with one pass defense and two special teams tackles (one solo)...**12/7 vs. Oakland:** Recorded a season-high four solo tackles...**12/21 vs. San Diego:** Registered three solo tackles and a pass defense.

## COLLEGE

Made the transition from offense to the defensive backfield as a senior...only played two seasons of collegiate football but managed to record 49 tackles (37 solo) with eight passes defended and two forced fumbles...added 323 yards and three touchdowns on 70 carries (4.6 avg) and 125 yards on 18 receptions (6.9 avg) on offense and gained 490 yards on 27 kickoff returns (18.1 avg)...majored in psychology. **2002:** Was a Super Sleeper Team and All-Sun Belt Conference second-team selection by The NFL Draft Report as a senior...moved into the starting lineup at right cornerback...recorded 46 tackles (34 solo) with eight pass defenses and two forced fumbles...did not allow an opponent to catch a pass in four games...returned nine kickoffs for 210 yards (23.3 avg). **2001:** Played in every game on special teams and saw action as a tailback in nine contests...joined the team as a walk-on, earning a scholarship prior to the 2001 season...had 70 carries for 323 yards (4.6 avg) and three touchdowns...caught 18 passes for 125 yards (6.9 avg) and returned 18 kickoffs for 280 yards (15.6 avg)...recorded three solo tackles. **2000:** Did not play football. **1999:** Did not play football.

## PERSONAL

Attended Abramson High (New Orleans, La.)...was an All-District 9-5A first-team selection as a junior and senior...played running back, defensive end, cornerback and placekicker during his three-year career...led the team to the state playoffs in each of his three seasons with the varsity...lettered three times as a guard and small forward on the basketball team...earned All-District 9-5A basketball honors as a senior, as the team compiled a 25-6 record in 1998...lives in New Orleans, La in the offseason...son of Lora Taylor...Full name: Ivan Taylor.

## Ike Taylor

### Taylor's 2010 Game-by-Game Statistics

Date	Opponent	GP	GS	T	AT	TOT	Sacks	Yds	Int/Yds	PD	FF	FR
9/12	ATLANTA	1	1	5	1	6	0.0	0.0	0/0	1	0	0
9/19	at Tennessee	1	1	5	3	8	0.0	0.0	0/0	0	0	0
9/26	at Tampa Bay	1	1	3	0	3	0.0	0.0	0/0	1	0	0
10/3	BALTIMORE	1	1	5	4	9	0.0	0.0	1/0	1	0	0
10/17	CLEVELAND	1	1	1	3	4	0.0	0.0	0/0	1	0	0
10/24	at Miami	1	1	3	0	3	0.0	0.0	0/0	0	0	0
10/31	at New Orleans	1	1	5	0	5	0.0	0.0	1/9	1	0	0
11/8	at Cincinnati	1	1	1	1	2	0.0	0.0	0/0	1	0	0
11/14	NEW ENGLAND	1	1	5	2	7	0.0	0.0	0/0	0	0	0
11/21	OAKLAND	1	1	2	1	3	0.0	0.0	0/0	1	1	0
11/28	at Buffalo	1	1	2	1	3	0.0	0.0	0/0	1	0	0
12/5	at Baltimore	1	1	2	1	3	1.0	11.0	0/0	1	0	0
12/12	CINCINNATI	1	1	6	0	6	0.0	0.0	0/0	0	0	0
12/19	N.Y. JETS	1	1	3	0	3	0.0	0.0	0/0	0	0	0
12/23	CAROLINA	1	1	4	1	5	0.0	0.0	0/0	1	0	0
1/2	at Cleveland	1	1	2	0	2	0.0	0.0	0/0	1	0	0
<b>SEASON TOTALS</b>		<b>16</b>	<b>16</b>	<b>54</b>	<b>18</b>	<b>72</b>	<b>1.0</b>	<b>11.0</b>	<b>2/9</b>	<b>11</b>	<b>1</b>	<b>0</b>

### POSTSEASON

1/15	BALTIMORE	1	1	4	0	4	0.0	0.0	0/0	2	0	0
1/23	N.Y. JETS	1	1	4	1	5	1.0	7.0	0/0	1	1	0
2/6	vs. Green Bay	1	1	4	0	4	0.0	0.0	0/0	0	0	0
<b>POSTSEASON TOTALS</b>		<b>3</b>	<b>3</b>	<b>12</b>	<b>1</b>	<b>13</b>	<b>1.0</b>	<b>7.0</b>	<b>0/0</b>	<b>3</b>	<b>0</b>	<b>0</b>

### Taylor's 2009 Game-by-Game Statistics

Date	Opponent	GP	GS	T	AT	TOT	Sacks	Yds	Int/Yds	PD	FF	FR
9/10	TENNESSEE	1	1	2	0	2	0.0	0.0	0/0	1	0	0
9/20	at Chicago	1	1	3	0	3	0.0	0.0	0/0	0	0	0
9/27	at Cincinnati	1	1	6	0	6	0.0	0.0	0/0	4	0	0
10/4	SAN DIEGO	1	1	4	0	4	0.0	0.0	0/0	2	0	0
10/11	at Detroit	1	1	4	0	4	0.0	0.0	0/0	2	0	0
10/18	CLEVELAND	1	1	6	0	6	0.0	0.0	0/0	0	0	0
10/25	MINNESOTA	1	1	11	0	11	0.0	0.0	0/0	0	0	0
11/9	at Denver	1	1	4	0	4	0.0	0.0	0/0	0	0	0
11/15	CINCINNATI	1	1	2	0	2	0.0	0.0	0/0	1	0	0
11/22	at Kansas City	1	1	4	0	4	0.0	0.0	0/0	1	0	0
11/29	at Baltimore	1	1	6	0	6	0.0	0.0	0/0	1	0	0
12/6	OAKLAND	1	1	2	0	2	0.0	0.0	0/0	0	0	0
12/10	at Cleveland	1	1	1	0	1	0.0	0.0	0/0	0	0	0
12/20	GREEN BAY	1	1	2	0	2	0.0	0.0	0/0	0	0	0
12/27	BALTIMORE	1	1	2	0	2	1.0	8.0	0/0	1	0	1
1/3	at Miami	1	1	4	0	4	0.0	0.0	1/20	1	0	0
<b>SEASON TOTALS</b>		<b>16</b>	<b>16</b>	<b>63</b>	<b>0</b>	<b>63</b>	<b>1.0</b>	<b>8.0</b>	<b>1/20</b>	<b>14</b>	<b>0</b>	<b>1</b>

### Taylor's 2008 Game-by-Game Statistics

Date	Opponent	GP	GS	T	AT	TOT	Sacks	Yds	Int/Yds	PD	FF	FR
9/7	HOUSTON	1	1	6	2	8	0.0	0.0	0/0	1	0	0
9/14	at Cleveland	1	1	6	1	7	0.0	0.0	0/0	0	0	0
9/21	at Philadelphia	1	1	5	2	7	0.0	0.0	0/0	0	0	0
9/29	BALTIMORE	1	1	0	1	1	0.0	0.0	0/0	0	0	0
10/5	at Jacksonville	1	1	3	2	5	0.0	0.0	0/0	0	0	0
10/19	at Cincinnati	1	1	4	1	5	0.0	0.0	0/0	2	0	0
10/26	NEW YORK GIANTS	1	1	4	1	5	0.0	0.0	0/0	1	0	0
11/3	at Washington	1	1	3	0	3	0.0	0.0	0/0	2	0	0
11/9	INDIANAPOLIS	1	1	4	0	4	0.0	0.0	0/0	1	0	0
11/16	SAN DIEGO	1	1	3	0	3	0.0	0.0	0/0	3	0	0
11/20	CINCINNATI	1	1	3	1	4	0.0	0.0	0/0	0	0	0
11/30	at New England	1	1	1	0	1	0.0	0.0	0/0	1	0	0
12/7	DALLAS	1	1	1	2	3	0.0	0.0	1/0	0	0	0
12/14	at Baltimore	1	1	2	3	5	0.0	0.0	0/0	2	0	0
12/21	at Tennessee	1	1	8	2	10	0.0	0.0	0/0	1	0	0
12/28	CLEVELAND	1	1	3	1	4	0.0	0.0	0/0	0	0	0
<b>SEASON TOTALS</b>		<b>16</b>	<b>16</b>	<b>56</b>	<b>19</b>	<b>75</b>	<b>0.0</b>	<b>0.0</b>	<b>1/0</b>	<b>14</b>	<b>0</b>	<b>0</b>



Ike Taylor

## Taylor's 2008 Game-by-Game Statistics (Continued)

## POSTSEASON

1/11	SAN DIEGO	1	1	3	0	3	0.0	0.0	0/0	3	0	0	0
1/18	BALTIMORE	1	1	3	0	3	0.0	0.0	0/0	1	0	0	0
2/1	vs. Arizona	1	1	5	2	7	0.0	0.0	0/0	0	0	0	0
<b>POSTSEASON TOTALS</b>		<b>3</b>	<b>3</b>	<b>11</b>	<b>2</b>	<b>13</b>	<b>0.0</b>	<b>0.0</b>	<b>0/0</b>	<b>4</b>	<b>0</b>	<b>0</b>	<b>0</b>

## Taylor's 2007 Game-by-Game Statistics

Date	Opponent	GP	GS	T	AT	TOT	Sacks	Yds	Int	PD	FF	FR
9/9	at Cleveland	1	1	5	1	6	0.0	0.0	1/2	0	0	0
9/16	BUFFALO	1	1	6	0	6	0.0	0.0	0/0	1	0	0
9/23	SAN FRANCISCO	1	1	5	0	5	0.0	0.0	0/0	1	0	0
9/30	at Arizona	1	1	6	0	6	0.0	0.0	0/0	0	1	0
10/7	SEATTLE	1	1	6	0	6	0.0	0.0	1/3	3	0	0
10/21	at Denver	1	1	5	0	5	0.0	0.0	0/0	0	0	0
10/28	at Cincinnati	1	1	7	0	7	0.0	0.0	0/0	1	0	0
11/5	BALTIMORE	1	1	3	1	4	0.0	0.0	0/0	1	0	0
11/11	CLEVELAND	1	1	4	0	4	0.0	0.0	0/0	1	0	1
11/18	at New York Jets	1	1	4	0	4	0.0	0.0	0/0	1	0	0
11/26	MIAMI	1	1	3	1	4	0.0	0.0	0/0	1	0	0
12/2	CINCINNATI	1	1	6	0	6	0.0	0.0	0/0	1	0	0
12/9	at New England	1	1	6	0	6	0.0	0.0	0/0	1	0	0
12/16	JACKSONVILLE	1	1	5	1	6	0.0	0.0	0/0	1	0	0
12/20	at St. Louis	1	1	6	0	6	0.0	0.0	1/51	3	0	0
12/30	at Baltimore	1	1	9	0	9	0.0	0.0	0/0	1	0	0
<b>SEASON TOTALS</b>		<b>16</b>	<b>16</b>	<b>86</b>	<b>4</b>	<b>90</b>	<b>0.0</b>	<b>0.0</b>	<b>3/56</b>	<b>17</b>	<b>1</b>	<b>1</b>

## POSTSEASON

1/5	JACKSONVILLE	1	1	1	2	3	0.0	0.0	1/31	1	0	0
<b>POSTSEASON TOTALS</b>		<b>1</b>	<b>1</b>	<b>1</b>	<b>2</b>	<b>3</b>	<b>0.0</b>	<b>0.0</b>	<b>1/31</b>	<b>1</b>	<b>0</b>	<b>0</b>

## Taylor's 2006 Game-by-Game Statistics

Date	Opponent	GP	GS	T	AT	TOT	Sacks	Yds	Int	PD	FF	FR
9/7	MIAMI	1	1	6	0	6	0.0	0.0	0/0	3	0	0
9/18	at Jacksonville	1	1	7	3	10	0.0	0.0	0/0	0	0	0
9/24	CINCINNATI	1	1	4	1	5	0.0	0.0	1/34	1	0	0
10/8	at San Diego	1	1	8	0	8	0.0	0.0	0/0	2	0	0
10/15	KANSAS CITY	1	1	5	0	5	0.0	0.0	0/0	0	0	0
10/22	at Atlanta	1	1	1	1	2	0.0	0.0	0/0	0	0	0
10/29	at Oakland	1	1	3	0	3	0.0	0.0	0/0	2	0	0
11/5	DENVER	1	1	6	0	6	0.0	0.0	0/0	4	0	0
11/12	NEW ORLEANS	1	1	7	1	8	0.0	0.0	0/0	0	0	0
11/19	at Cleveland	1	1	3	1	4	0.0	0.0	0/0	1	0	0
11/26	at Baltimore	1	0	1	0	1	0.0	0.0	0/0	0	0	0
12/3	TAMPA BAY	1	0	2	0	2	0.0	0.0	0/0	1	0	0
12/7	CLEVELAND	1	0	1	1	2	0.0	0.0	0/0	0	0	0
12/17	at Carolina	1	0	2	0	2	0.0	0.0	1/0	1	0	0
12/24	BALTIMORE	1	0	2	1	3	0.0	0.0	0/0	1	0	0
12/31	at Cincinnati	1	1	6	1	7	0.0	0.0	0/0	2	0	0
<b>SEASON TOTALS</b>		<b>16</b>	<b>11</b>	<b>64</b>	<b>10</b>	<b>74</b>	<b>0.0</b>	<b>0.0</b>	<b>2/34</b>	<b>18</b>	<b>0</b>	<b>0</b>

## Taylor's 2005 Game-by-Game Statistics

Date	Opponent	GP	GS	T	AT	TOT	Sacks	Yds	Int	PD	FF	FR
9/11	TENNESSEE	1	1	8	2	10	0.0	0.0	0/0	1	0	1
9/18	at Houston	1	1	5	3	8	0.0	0.0	0/0	0	0	0
9/25	NEW ENGLAND	1	0	10	2	12	0.0	0.0	0/0	1	0	0
10/10	at San Diego	1	1	5	0	5	0.0	0.0	0/0	3	0	0
10/16	JACKSONVILLE	1	1	4	1	5	0.0	0.0	0/0	2	0	0
10/23	at Cincinnati	1	1	3	1	4	0.0	0.0	0/0	0	0	0
10/31	BALTIMORE	1	1	6	3	9	0.0	0.0	1/0	1	0	1
11/6	at Green Bay	1	1	4	4	8	0.0	0.0	0/0	0	0	0
11/13	CLEVELAND	1	1	3	1	4	0.0	0.0	0/0	0	0	0
11/20	at Baltimore	1	1	9	0	9	0.0	0.0	0/0	2	0	0
11/28	at Indianapolis	1	1	2	2	4	0.0	0.0	0/0	2	0	0
12/4	CINCINNATI	1	1	3	0	3	0.0	0.0	0/0	2	0	0
12/11	CHICAGO	1	1	2	3	5	0.0	0.0	0/0	2	0	0
12/18	at Minnesota	1	1	2	1	3	0.0	0.0	0/0	5	0	0

## Ike Taylor

## Taylor's 2005 Game-by-Game Statistics (Continued)

Date	Opponent	GP	GS	T	AT	TOT	Sacks	Yds	Int	PD	FF	FR
12/24	at Cleveland	1	1	2	1	3	0.0	0.0	0/0	3	0	0
1/1	DETROIT	1	1	4	0	4	0.0	0.0	0/0	1	0	0
<b>SEASON TOTALS</b>		<b>16</b>	<b>15</b>	<b>72</b>	<b>24</b>	<b>96</b>	<b>0.0</b>	<b>0.0</b>	<b>1/0</b>	<b>25</b>	<b>0</b>	<b>2</b>

## POSTSEASON

1/8	at Cincinnati	1	1	3	0	3	0.0	0.0	0/0	2	0	0
1/15	at Indianapolis	1	1	7	2	9	0.0	0.0	0/0	0	0	0
1/22	at Denver	1	1	1	0	1	0.0	0.0	1/1	1	0	0
2/5	vs. Seattle	1	1	6	1	7	0.0	0.0	1/24	2	0	0
<b>POSTSEASON TOTALS</b>		<b>4</b>	<b>4</b>	<b>17</b>	<b>3</b>	<b>20</b>	<b>0.0</b>	<b>0.0</b>	<b>2/25</b>	<b>5</b>	<b>0</b>	<b>0</b>

## Taylor's 2004 Game-by-Game Statistics

Date	Opponent	GP	GS	T	AT	TOT	Sacks	Yds	Int	PD	FF	FR
9/12	OAKLAND						INACTIVE					
9/19	at Baltimore						INACTIVE					
9/26	at Miami	1	0	0	0	0	0.0	0.0	0/0	0	0	0
10/3	CINCINNATI	1	0	0	0	0	0.0	0.0	0/0	0	0	0
10/10	CLEVELAND						INACTIVE					
10/17	at Dallas	1	0	0	0	0	0.0	0.0	0/0	0	0	0
10/31	NEW ENGLAND	1	0	0	1	1	0.0	0.0	1/0	0	0	0
11/7	PHILADELPHIA	1	0	1	0	1	0.0	0.0	0/0	0	0	0
11/14	at Cleveland	1	0	2	0	2	0.0	0.0	0/0	1	0	0
11/21	at Cincinnati	1	0	0	0	0	0.0	0.0	0/0	0	0	0
11/28	WASHINGTON	1	0	0	1	1	0.0	0.0	0/0	0	0	0
12/5	at Jacksonville	1	1	0	1	1	0.0	0.0	0/0	2	0	0
12/12	NEW YORK JETS	1	0	0	0	0	0.0	0.0	0/0	0	0	0
12/18	at New York Giants	1	0	0	0	0	0.0	0.0	0/0	0	0	0
12/26	BALTIMORE	1	0	0	0	0	0.0	0.0	0/0	0	0	0
1/2	at Buffalo	1	0	3	2	5	0.0	0.0	0/0	1	0	0
<b>SEASON TOTALS</b>		<b>13</b>	<b>1</b>	<b>6</b>	<b>5</b>	<b>11</b>	<b>0.0</b>	<b>0.0</b>	<b>1/0</b>	<b>4</b>	<b>0</b>	<b>0</b>

## POSTSEASON

1/15	NEW YORK JETS	1	0	0	0	0	0.0	0.0	0/0	0	0	0
1/23	NEW ENGLAND	1	0	0	0	0	0.0	0.0	0/0	0	0	0
<b>POSTSEASON TOTALS</b>		<b>2</b>	<b>0</b>	<b>0</b>	<b>0</b>	<b>0</b>	<b>0.0</b>	<b>0.0</b>	<b>0/0</b>	<b>0</b>	<b>0</b>	<b>0</b>

## Taylor's 2003 Game-by-Game Statistics

Date	Opponent	GP	GS	T	AT	TOT	Sacks	Yds	Int	PD	FF	FR
9/7	BALTIMORE	1	0	0	0	0	0.0	0.0	0/0	1	0	0
9/14	at Kansas City	1	0	0	0	0	0.0	0.0	0/0	0	0	0
9/21	at Cincinnati	1	0	0	0	0	0.0	0.0	0/0	0	0	0
9/28	TENNESSEE	1	0	0	0	0	0.0	0.0	0/0	0	0	0
10/5	CLEVELAND	1	0	0	0	0	0.0	0.0	0/0	0	0	0
10/12	at Denver	1	0	0	0	0	0.0	0.0	0/0	0	0	0
10/26	ST. LOUIS	1	0	0	0	0	0.0	0.0	0/0	0	0	0
11/2	at Seattle	1	0	0	0	0	0.0	0.0	0/0	0	0	0
11/9	ARIZONA	1	0	1	0	1	0.0	0.0	0/0	0	0	0
11/17	at San Francisco	1	0	2	0	2	0.0	0.0	0/0	0	0	0
11/23	at Cleveland	1	1	3	0	3	0.0	0.0	0/0	1	0	0
11/30	CINCINNATI	1	0	2	0	2	0.0	0.0	0/0	0	0	0
12/7	OAKLAND	1	0	4	0	4	0.0	0.0	0/0	0	0	0
12/15	at New York Jets	1	0	2	0	2	0.0	0.0	0/0	0	0	0
12/21	SAN DIEGO	1	0	3	0	3	0.0	0.0	0/0	1	0	0
12/28	at Baltimore	1	0	1	0	1	0.0	0.0	0/0	0	0	0
<b>SEASON TOTALS</b>		<b>16</b>	<b>1</b>	<b>18</b>	<b>0</b>	<b>18</b>	<b>0.0</b>	<b>0.0</b>	<b>0/0</b>	<b>3</b>	<b>0</b>	<b>0</b>

## Taylor's Career Statistics

## REGULAR SEASON

Year	Team	GP	GS	T	AT	TOT	Sacks	Yds	Int	PD	FF	FR
2003	Pittsburgh	16	1	18	0	18	0.0	0.0	0/0	3	0	0
2004	Pittsburgh	13	1	6	5	11	0.0	0.0	1/0	4	0	0
2005	Pittsburgh	16	15	72	24	96	0.0	0.0	1/0	25	0	2
2006	Pittsburgh	16	11	64	10	74	0.0	0.0	2/34	18	0	0



Ike Taylor

MEDIA INFORMATION

FOOTBALL STAFF

2011 PLAYERS

2010 IN REVIEW

STEELERS HISTORY

RECORDS

## Taylor's Career Statistics (Continued)

Year	Team	GP	GS	T	AT	TOT	Sacks	Yds	Int	PD	FF	FR
2007	Pittsburgh	16	16	86	4	90	1.0	0.0	3/56	17	1	1
2008	Pittsburgh	16	16	56	19	75	0.0	0.0	1/0	14	0	0
2009	Pittsburgh	16	16	63	0	63	1.0	8.0	1/20	14	0	1
2010	Pittsburgh	16	16	54	18	72	1.0	11.0	2/9	11	1	0
<b>NFL Totals</b>		<b>125</b>	<b>92</b>	<b>302</b>	<b>62</b>	<b>364</b>	<b>3.0</b>	<b>29.0</b>	<b>11/119</b>	<b>81</b>	<b>2</b>	<b>4</b>

Year	Team	PUNT RETURNS						KICKOFF RETURNS				
		No	FC	Yds	Avg	Lg	TD	No	Yds	Avg	Lg	TD
2003	Pittsburgh	0	0	0	0.0	0	0	37	831	22.5	53	0
2004	Pittsburgh	0	0	0	0.0	0	0	11	184	16.7	22	0
2005	Pittsburgh	1	0	19	19.0	19	0	3	59	19.7	24	0
2006	Pittsburgh	1	0	0	0.0	0	0	4	72	18.0	23	0
2007	Pittsburgh	0	0	0	0.0	0	0	0	0	0.0	0	0
2008	Pittsburgh	0	0	0	0.0	0	0	0	0	0.0	0	0
2009	Pittsburgh	0	0	0	0.0	0	0	0	0	0.0	0	0
2010	Pittsburgh	0	0	0	0.0	0	0	0	0	0.0	0	0
<b>NFL Totals</b>		<b>2</b>	<b>0</b>	<b>19</b>	<b>9.5</b>	<b>19</b>	<b>0</b>	<b>55</b>	<b>1146</b>	<b>20.8</b>	<b>53</b>	<b>0</b>

Career Special Teams Tackles (61): 18 in '03, 8 in '04, 8 in '05, 10 in '06, 1 in '07, 5 in '08, 2 in '09 and 9 in '10.

Additional Statistics: Forced a fumble on a punt return in 2004.

## POSTSEASON

Year	Team	GP	GS	T	AT	TOT	Sacks	Yds	Int	PD	FF	FR
2004	Pittsburgh	2	0	0	0	0	0.0	0.0	0/0	0	0	0
2005	Pittsburgh	4	4	17	3	20	0.0	0.0	2/25	5	0	0
2007	Pittsburgh	1	1	1	2	3	0.0	0.0	1/31	1	0	0
2008	Pittsburgh	3	3	11	2	13	0.0	0.0	0/0	4	0	0
2010	Pittsburgh	3	3	12	1	13	1.0	7.0	0/0	3	0	0
<b>NFL Totals</b>		<b>13</b>	<b>11</b>	<b>41</b>	<b>8</b>	<b>49</b>	<b>1.0</b>	<b>7.0</b>	<b>3/56</b>	<b>13</b>	<b>0</b>	<b>0</b>

Postseason Special Teams Tackles (8): 1 in 2004, 2 in '05, 0 in '07, 3 in '08 and 2 in '10.

## LAWRENCE TIMMONS LB

HEIGHT – 6-1

WEIGHT – 234

COLLEGE – Florida State

BIRTHDATE – May 14, 1986

BIRTHPLACE – Florence, S.C.

HOW ACQUIRED – D1-'07 (#15)

NFL EXPERIENCE – 5th Year

94



PRO

**(62-30/7-3):** Originally drafted by the Steelers in the first round (15th overall) of the 2007 NFL Draft.

**2010 (16-15/3-3):** Saw action at LB in all 16 regular-season games, starting 15 of them, which are the most starts in a season in his career...had a breakout season...named AFC Defensive Player of the Week for his Week 6 performance against Cleveland...named to Pro Football Weekly's Midseason All-Pro Team and a Sports Illustrated (Peter King) All-Pro...led the team with 149 tackles...had three sacks, two forced fumbles, two fumble recoveries and had seven pass breakups...added four special teams tackles...was part of a defense that held its opponents to an NFL-best and Steelers' team-record 62.8 rushing yards per game...started all three postseason contests...tied the

team lead in tackles with 21...added two pass breakups and one special teams tackle...**9/12 vs. Atlanta:** Had 11 tackles and one QB pressure...also had one special teams tackle...**9/19 at Tennessee:** Had a game-high 15 tackles...also forced his first fumble of the season...was a part of a defense that held Tennessee to only 46 yards rushing and forced six Titans' turnovers...**9/26 at Tampa Bay:** Finished with a team best 12 tackles...posted his first sack of the season in the second quarter...was part of a defense that limited the Buccaneers to only 75 yards rushing...**10/3 vs. Baltimore:** Played in his 50th career game...had 15 tackles...recovered his first fumble of the season and third of his career...was a part of a defense that limited the Ravens to 70 yards rushing and forced two turnovers...had two special teams tackles...**10/17 vs.**

## Lawrence Timmons

**Cleveland:** Named AFC Defensive Player of the Week for Week 6...tied for a team-high with 14 tackles...had two sacks and an interception, the second interception of his career...was part of a defense that forced three Browns' turnovers, had five sacks and limited the Browns to 70 yards rushing...**10/24 at Miami:** Had five tackles and one pass breakup...was part of a defense that held the Dolphins to 64 yards rushing...**10/31 at New Orleans:** Finished with a game-high 11 tackles...had two QB pressures...was part of a defense that held the Saints to 30 yards rushing, had two sacks and forced two turnovers...**11/8 at Cincinnati:** Had seven tackles...recorded his second interception of the season...had two pass breakups...was part of a defense that held the Bengals to 54 rushing yards and had four sacks...**11/14 vs. New England:** Had four tackles...had one pass breakup...had one special teams tackle...**11/21 vs. Oakland:** Had four tackles...had one pass breakup...recovered his second fumble of the season in the second quarter...was part of a defense that had six sacks and forced three Oakland turnovers...**11/28 at Buffalo:** Did not start, but played at linebacker...had a team-high nine tackles...was part of a defense that held the Bills to 74 yards rushing, had two sacks and forced two Bills' turnovers...**12/5 at Baltimore:** Had nine tackles...had one QB pressure...was part of a defense that held the Ravens to less than 50 yards rushing and had four sacks...**12/12 vs. Cincinnati:** Had nine tackles and one QB pressure...was part of a defense that held Cincinnati to 34 yards rushing, had three sacks and forced three turnovers...**12/19 vs. N.Y. Jets:** Finished with nine tackles...was part of a defense that held the Jets to less than 300 yards of total offense...**12/23 vs. Carolina:** Had five tackles...was part of a defense that held the Panthers to 119 total yards, had four sacks and forced two turnovers...**1/2 at Cleveland:** Started his 30th career game at LB...had a team-high 10 tackles...had three QB pressures and one pass breakup...was part of a defense that held the Browns to 43 yards rushing, had four sacks and forced three Browns' interceptions...**AFC Divisional Game 1/15 vs. Baltimore:** Played in his fifth career postseason contest and made his first postseason start at linebacker...had a team-high nine tackles...had two QB pressures...was part of a defense that held the Ravens to 35 yards rushing, had five sacks and forced three turnovers...added one special teams tackle...**AFC Championship Game 1/23 vs. N.Y. Jets:** Had nine tackles...had one QB pressure and two pass breakups...was part of a defense that held the Jets to less than 300 total yards...**Super Bowl XLV 2/6 vs. Green Bay:** Had three

tackles...was part of a defense that had three sacks and held the Packers to 55 yards rushing.

**2009 (14-13):** Played in 14 games at ILB...had 86 tackles and seven sacks...forced two fumbles...made five special teams tackles...missed two games because of a hamstring injury...**9/10 vs. Tennessee:** Was inactive due to a hamstring injury...**9/20 at Chicago:** Played in his 33rd career game as a reserve at ILB...finished with two solo tackles, two pass defenses and three QB pressures...**9/27 at Cincinnati:** Made his first start of the year at ILB...finished with five tackles (three solo), one pass defense and one QB pressure...had one solo tackle on special teams...**10/4 vs. San Diego:** Made his second consecutive start at ILB...recorded two solo tackles, one pressure and one pass break up...**10/11 at Detroit:** Made his third consecutive start at ILB...recorded seven tackles (six solo), one pressure and one sack...**10/18 vs. Cleveland:** Made his fourth consecutive start at ILB...recorded four tackles (three solo), two sacks and two forced fumbles...**10/25 vs. Minnesota:** Made his fifth consecutive start at ILB...recorded eight tackles (seven solo) and one pressure...left game with an ankle injury...**11/9 at Denver:** Was inactive due to an ankle injury...**11/15 vs. Cincinnati:** Made his sixth start of the season at ILB...recorded 11 tackles (five solo)...**11/22 at Kansas City:** Made his seventh start of the season at ILB...recorded four solo tackles, three pressures and one sack...**11/29 at Baltimore:** Made third consecutive start at ILB...recorded seven solo tackles, two sacks and one forced fumble...**12/6 vs. Oakland:** Made his fourth consecutive start at ILB...recorded eight tackles (three solo) and one QB hit...**12/10 at Cleveland:** Made his fifth consecutive start at ILB...recorded 13 tackles (nine solo)...**12/20 vs. Green Bay:** Made his sixth consecutive start at ILB...recorded four solo tackles and two pressures...**12/27 vs. Baltimore:** Made his seventh consecutive start at ILB...recorded four tackles (three solo) and one pass breakup...**1/3 at Miami:** Made his eighth consecutive start at ILB...recorded seven tackles (four solo), one pass breakup and one sack, his seventh of the season.

**2008 (16-2/3-0):** Played in all 16 regular-season games for the second consecutive season, making his first two NFL starts...established career highs with 71 tackles (49 solo) and five sacks...recorded his first NFL interception at New England on November 30 and returned it 89 yards, the third-longest interception return in team history...had one pass defense and one forced fumble...made seven tackles on special teams...had six tackles (four solo) against the Colts



## Lawrence Timmons

during his first NFL start on November 9...recorded a career-high 12 tackles (seven solo) during his second start in the regular-season finale...played in all three postseason games...finished with 11 postseason tackles (10 solo)...made three postseason tackles on special teams...forced the first fumble of his postseason career against the Ravens in the AFC Championship Game...**9/7 vs. Houston:** Played in his 17th consecutive game as a reserve at LB and as a top contributor on special teams...registered four tackles (three solo)...also added a solo tackle on special teams...**9/14 at Cleveland:** Played in his 18th consecutive game as a reserve at LB...finished with two tackles (one solo)...**9/21 at Philadelphia:** Played in his 19th consecutive game as a reserve at LB...had three solo tackles and two QB pressures...**9/29 vs. Baltimore:** Played in his 20th consecutive game as a reserve at LB...had three solo tackles, including his first career sack of Joe Flacco in overtime...also had one pass defense and one solo tackle on special teams...**10/5 at Jacksonville:** Played in his 21st consecutive game as a reserve at LB and as a contributor on special teams...recorded three tackles (two solo)...**10/19 at Cincinnati:** Played in his 22nd consecutive game as a reserve LB and as a contributor on special teams...finished with nine tackles (six solo)...registered a career-high two sacks...added one QB pressure...had one solo tackle on special teams...**10/26 vs. New York Giants:** Played in his 23rd consecutive game as a reserve LB and as a contributor on special teams...had two assisted tackles...had one solo tackle on special teams...**11/3 at Washington:** Played in his 24th consecutive game as a reserve LB and as a contributor on special teams...finished with four tackles (three solo) and one sack...**11/9 vs. Indianapolis:** Made his first career start at OLB in place of injured LaMarr Woodley...finished second on the team with six tackles (four solo)...had one QB pressure...**11/16 vs. San Diego:** Played in his 26th consecutive game...finished with three tackles (two solo)...**11/20 vs. Cincinnati:** Played in his 27th consecutive game...finished with three tackles (two solo) and two QB hits...**11/30 at New England:** Played in his 28th consecutive game...finished with five tackles (three solo) and one QB pressure...recorded his first career interception, which he returned 89 yards to the Patriots one-yard line in the fourth quarter...**12/7 vs. Dallas:** Played in his 29th consecutive game...recorded three tackles (two solo)...had one assisted tackle on special teams...recovered one fumble on special teams...**12/14 at Baltimore:** Played in his 30th consecutive game...made six tackles (five solo) and had one QB pressure...

forced the first fumble of his career when he sacked Joe Flacco on the Ravens' next-to-last-possession, knocking them out of field goal range...had one solo tackle on special teams...**12/21 at Tennessee:** Played in his 31st consecutive game...had three solo tackles and one QB pressure...**12/28 vs. Cleveland:** Made his second career start at OLB in place of the injured James Harrison...recorded a career-high 12 tackles (seven solo)...had one solo tackle on special teams...**AFC Divisional Game 1/11 vs. San Diego:** Played in his second consecutive postseason game...finished with two solo tackles...had one solo tackle on special teams...**AFC Championship Game 1/18 vs. Baltimore:** Played in his third consecutive postseason game...finished with five tackles (four solo) and had one QB pressure...recovered the first fumble of his postseason career late in the fourth quarter...had one solo tackle on special teams...**Super Bowl XLIII 2/1 vs. Arizona:** Played in his fourth consecutive postseason game...made four solo tackles...had one solo tackle on special teams.

**2007 (16-0-1-0):** Appeared in all 16 games and the playoff loss to Jacksonville as a reserve LB and special teams contributor...made NFL debut at Cleveland in Week 1...finished season with two tackles and two fumble recoveries...tied for second on team with 12 special teams tackles...**9/9 at Cleveland:** Saw most of his action on special teams where he had one tackle...also played the last Steelers' defensive possession at LB...**9/16 vs. Buffalo:** Saw action on special teams and logged three special teams tackles (two solo)...**9/23 vs. San Francisco:** Saw special teams action only and registered two solo tackles...**9/30 at Arizona:** Saw his only action on special teams, but did not register a tackle...**10/7 vs. Seattle:** Saw his only action on special teams and logged one special teams tackle...**10/21 at Denver:** Only saw action on special teams but did not register a tackle...**10/28 at Cincinnati:** Saw his only action on special teams and did not record a tackle...**11/5 vs. Baltimore:** Saw extensive action on special teams and recovered his first career fumble on a fumble forced by James Harrison...saw action on defense on the last two Ravens' possessions...**11/11 vs. Cleveland:** Saw his only action on special teams, but did not register a tackle...**11/18 at New York Jets:** Saw action on special teams only and registered one solo tackle...**11/26 vs. Miami:** Saw extensive action on defense and special teams...recovered his first defensive fumble of the season...part of a defense that gave up only 159 total yards, including 49 rushing, 110 passing and only nine first downs...**12/2 vs. Cincinnati:** Saw his only

## Lawrence Timmons

action on special teams and finished the game with two tackles...**12/9 at New England:** Saw action on special teams but did not register a tackle...**12/16 vs. Jacksonville:** Played on special teams and managed one special teams tackle, while playing in his 14th consecutive game...**12/20 at St. Louis:** Saw action on special teams and finished with one special teams tackle...**12/30 at Baltimore:** Saw action in his 16th career game but did not register a tackle...**AFC Wild Card Game 1/5 vs. Jacksonville:** Saw action in his first postseason game but did not register a tackle.

## COLLEGE

Named to *Street & Smith's* All-American preseason list in 2006...

started 13 contests in 38 games at Florida State...he finished his career with 126 tackles (70 solos), eight sacks for minus-46 yards and 22.5 stops for losses of 90 yards...he was credited with eight quarterback pressures and recovered two fumbles, returning one 36 yards for a score...he had a 22-yard interception return for a touchdown and seven pass deflections...he caused two fumbles, blocked four kicks and gained 94 yards with a touchdown on three blocked punt returns (31.3 avg)...blocked four kicks during his career...blocked two extra point attempts (vs. Duke and Clemson) in 2006 that were both returned for defensive scores, marking the first time in ACC history that a team did that twice in the same season. **2006:** All-American third-team and All-Atlantic Coast Conference first-team selection by The NFL Draft Report...started all 13 games at strong-side outside linebacker, ranking second on the team with 79 tackles (42 solos)...registered five sacks for minus 29 yards

and two pressures...deflected six passes and blocked two kicks...scored on a 22-yard interception return, a 36-yard fumble recovery and 25 yards on a blocked punt. **2005:** Played behind Ernie Sims at strong-side outside linebacker, but also excelled on the special teams coverage units...recorded 35 tackles (17 solos) with three sacks for minus 17 yards and six pressures in 13 games...recovered a fumble and caused two others...blocked two punts for 69 yards in returns and deflected one pass. **2004:** One of 10 true freshmen to letter for the Seminoles, as he appeared mostly on special teams in 12 games...recorded 12 tackles (11 solos) with a stop for a two-yard loss.

## PERSONAL

Attended Wilson High School (Florence, S.C.), where he was

rated the fourth-best outside linebacker in the country by Rivals.com and named to Prep Star's Top 100 team, in addition to picking up Super Prep Elite 50 honors as a senior...earned Defensive Player of the Year honors and was the top prep prospect in the state of South Carolina his final campaign...played in the 2003 Shrine Bowl of the Carolinas that pitted the high school all-stars from North Carolina and the all-stars from South Carolina...earned All-State first-team accolades in 2004 after amassing over 150 tackles and two sacks on defense and also caught 47 passes for over 800 yards and five touchdowns as a senior tight end...added All-State honors as a junior tight end with 42 grabs for 680 yards and 14 touchdowns, as he also recorded 95 tackles and four sacks...has two sisters, Valerie Mitchell and Lakendra Timmons...son of Audrey and Lindsey Timmons...Full name: Lawrence Timmons.

## Timmons' 2010 Game-by-Game Statistics

Date	Opponent	GP	GS	T	AT	TOT	Sacks	Yds	Int/Yds	PD	FF	FR
9/12	ATLANTA	1	1	7	4	11	0.0	0.0	0/0	0	0	0
9/19	at Tennessee	1	1	13	2	15	0.0	0.0	0/0	0	1	0
9/26	at Tampa Bay	1	1	5	7	12	1.0	0.0	0/0	1	0	0
10/3	BALTIMORE	1	1	10	5	15	0.0	0.0	0/0	0	0	1
10/17	CLEVELAND	1	1	10	4	14	2.0	10.0	1/5	0	0	0
10/24	at Miami	1	1	4	1	5	0.0	0.0	0/0	1	0	0
10/31	at New Orleans	1	1	9	2	11	0.0	0.0	0/0	0	0	0
11/8	at Cincinnati	1	1	4	3	7	0.0	0.0	1/0	2	0	0
11/14	NEW ENGLAND	1	1	4	0	4	0.0	0.0	0/0	1	0	0
11/21	OAKLAND	1	1	2	2	4	0.0	0.0	0/0	1	0	1
11/28	at Buffalo	1	0	7	2	9	0.0	0.0	0/0	0	0	0
12/5	at Baltimore	1	1	2	7	9	0.0	0.0	0/0	0	0	0
12/12	CINCINNATI	1	1	2	7	9	0.0	0.0	0/0	0	0	0
12/19	N.Y. JETS	1	1	9	0	9	0.0	0.0	0/0	0	0	0
12/23	CAROLINA	1	1	3	2	5	0.0	0.0	0/0	0	0	0
1/2	at Cleveland	1	1	9	1	10	0.0	0.0	0/0	1	1	0
<b>SEASON TOTALS</b>		<b>16</b>	<b>15</b>	<b>100</b>	<b>49</b>	<b>149</b>	<b>3.0</b>	<b>10.0</b>	<b>2/5</b>	<b>7</b>	<b>2</b>	<b>2</b>

## POSTSEASON

Date	Opponent	GP	GS	T	AT	TOT	Sacks	Yds	Int/Yds	PD	FF	FR
1/15	BALTIMORE	1	1	6	3	9	0.0	0.0	0/0	0	0	0
1/23	N.Y. JETS	1	1	7	2	9	0.0	0.0	0/0	2	0	0
2/6	vs. Green Bay	1	1	3	0	3	0.0	0.0	0/0	0	0	0
<b>POSTSEASON TOTALS</b>		<b>3</b>	<b>3</b>	<b>16</b>	<b>5</b>	<b>21</b>	<b>0.0</b>	<b>0.0</b>	<b>0/0</b>	<b>2</b>	<b>0</b>	<b>0</b>



## Lawrence Timmons

## Timmons' 2009 Game-by-Game Statistics

Date	Opponent	GP	GS	T	AT	TOT	Sacks	Yds	Int/Yds	PD	FF	FR
9/10	TENNESSEE						INACTIVE					
9/20	at Chicago	1	0	2	0	2	0.0	0.0	0/0	2	0	0
9/27	at Cincinnati	1	1	3	2	5	0.0	0.0	0/0	1	0	0
10/4	SAN DIEGO	1	1	2	0	2	0.0	0.0	0/0	2	0	0
10/11	at Detroit	1	1	6	1	7	1.0	13.0	0/0	0	0	0
10/18	CLEVELAND	1	1	3	1	4	2.0	16.0	0/0	0	2	0
10/25	MINNESOTA	1	1	7	1	8	0.0	0.0	0/0	0	0	0
11/9	at Denver						INACTIVE					
11/15	CINCINNATI	1	1	5	6	11	0.0	0.0	0/0	0	0	0
11/22	at Kansas City	1	1	4	0	4	1.0	10.0	0/0	0	1	0
11/29	at Baltimore	1	1	7	0	7	2.0	19.0	0/0	0	1	0
12/6	OAKLAND	1	1	3	5	8	0.0	0.0	0/0	2	0	0
12/10	at Cleveland	1	1	9	4	13	0.0	0.0	0/0	0	0	0
12/20	GREEN BAY	1	1	4	0	4	0.0	0.0	0/0	0	0	0
12/27	BALTIMORE	1	1	3	1	4	0.0	0.0	0/0	1	0	0
1/3	at Miami	1	1	4	3	7	1.0	9.0	0/0	1	0	0
<b>SEASON TOTALS</b>		<b>14</b>	<b>13</b>	<b>62</b>	<b>24</b>	<b>86</b>	<b>7.0</b>	<b>67.0</b>	<b>0/0</b>	<b>6</b>	<b>4</b>	<b>0</b>

## Timmons' 2008 Game-by-Game Statistics

Date	Opponent	GP	GS	T	AT	TOT	Sacks	Yds	Int/Yds	PD	FF	FR
9/7	HOUSTON	1	0	3	1	4	0.0	0.0	0/0	0	0	0
9/14	at Cleveland	1	0	1	1	2	0.0	0.0	0/0	0	0	0
9/21	at Philadelphia	1	0	3	0	3	0.0	0.0	0/0	0	0	0
9/29	BALTIMORE	1	0	3	0	3	1.0	3.0	0/0	1	0	0
10/5	at Jacksonville	1	0	2	1	3	0.0	0.0	0/0	0	0	0
10/19	at Cincinnati	1	0	6	3	9	2.0	12.0	0/0	0	0	0
10/26	NEW YORK GIANTS	1	0	0	2	2	0.0	0.0	0/0	0	0	0
11/3	at Washington	1	0	3	1	4	1.0	14.0	0/0	0	0	0
11/9	INDIANAPOLIS	1	1	4	2	6	0.0	0.0	0/0	0	0	0
11/16	SAN DIEGO	1	0	2	1	3	0.0	0.0	0/0	0	0	0
11/20	CINCINNATI	1	0	2	1	3	0.0	0.0	0/0	0	0	0
11/30	at New England	1	0	3	2	5	0.0	0.0	1/89	0	0	0
12/7	DALLAS	1	0	2	1	3	0.0	0.0	0/0	0	0	0
12/14	at Baltimore	1	0	5	1	6	1.0	14.0	0/0	0	1	0
12/21	at Tennessee	1	0	3	0	3	0.0	0.0	0/0	0	0	0
12/28	CLEVELAND	1	1	7	5	12	0.0	0.0	0/0	0	0	0
<b>SEASON TOTALS</b>		<b>16</b>	<b>2</b>	<b>49</b>	<b>22</b>	<b>71</b>	<b>5.0</b>	<b>43.0</b>	<b>1/89</b>	<b>1</b>	<b>1</b>	<b>0</b>

## POSTSEASON

1/11	SAN DIEGO	1	0	2	0	2	0.0	0.0	0/0	0	0	0
1/18	BALTIMORE	1	0	4	1	5	0.0	0.0	0/0	0	0	1
2/1	vs. Arizona	1	0	4	0	4	0.0	0.0	0/0	0	0	0
<b>POSTSEASON TOTALS</b>		<b>3</b>	<b>0</b>	<b>10</b>	<b>1</b>	<b>11</b>	<b>0.0</b>	<b>0.0</b>	<b>0/0</b>	<b>0</b>	<b>0</b>	<b>1</b>

## Timmons' 2007 Game-by-Game Statistics

Date	Opponent	GP	GS	T	AT	TOT	Sacks	Yds	Int	PD	FF	FR
9/9	at Cleveland	1	0	0	0	0	0.0	0.0	0/0	0	0	0
9/16	BUFFALO	1	0	0	0	0	0.0	0.0	0/0	0	0	0
9/23	SAN FRANCISCO	1	0	0	0	0	0.0	0.0	0/0	0	0	0
9/30	at Arizona	1	0	0	0	0	0.0	0.0	0/0	0	0	0
10/7	SEATTLE	1	0	0	0	0	0.0	0.0	0/0	0	0	0
10/21	at Denver	1	0	0	0	0	0.0	0.0	0/0	0	0	0
10/28	at Cincinnati	1	0	0	0	0	0.0	0.0	0/0	0	0	0
11/5	BALTIMORE	1	0	0	0	0	0.0	0.0	0/0	0	0	1
11/11	CLEVELAND	1	0	0	0	0	0.0	0.0	0/0	0	0	0
11/18	at New York Jets	1	0	0	0	0	0.0	0.0	0/0	0	0	0
11/26	MIAMI	1	0	1	1	2	0.0	0.0	0/0	0	0	1
12/2	CINCINNATI	1	0	0	0	0	0.0	0.0	0/0	0	0	0
12/9	at New England	1	0	0	0	0	0.0	0.0	0/0	0	0	0
12/16	JACKSONVILLE	1	0	0	0	0	0.0	0.0	0/0	0	0	0
12/20	at St. Louis	1	0	0	0	0	0.0	0.0	0/0	0	0	0
12/30	at Baltimore	1	0	0	0	0	0.0	0.0	0/0	0	0	0
<b>SEASON TOTALS</b>		<b>16</b>	<b>0</b>	<b>1</b>	<b>1</b>	<b>2</b>	<b>0.0</b>	<b>0.0</b>	<b>0/0</b>	<b>0</b>	<b>0</b>	<b>2</b>

## Lawrence Timmons

## Timmons' 2007 Game-by-Game Statistics (Continued)

## POSTSEASON

1/5	JACKSONVILLE	1	0	0	0	0	0.0	0.0	0/0	0	0	0
POSTSEASON TOTALS		1	0	0	0	0	0.0	0.0	0/0	0	0	0

## Timmons' Career Statistics

## REGULAR SEASON

Year	Team	GP	GS	T	AT	TOT	Sacks	Yds	Int	PD	FF	FR
2007	Pittsburgh	16	0	1	1	2	0.0	0.0	0/0	0	0	2
2008	Pittsburgh	16	2	49	22	71	5.0	43.0	1/89	1	1	0
2009	Pittsburgh	14	13	62	24	86	7.0	67.0	0/0	6	4	0
2010	Pittsburgh	16	15	100	48	149	3.0	10.0	2/5	7	2	2
NFL Totals		62	30	218	90	308	15.0	120.0	2/94	13	7	4

Career Special Teams Tackles (28): 12 in '07, 7 in '08, 5 in '09 and 4 in '10.

Additional Statistics: Recovered a fumble on a punt return versus Dallas on 12/7/08.

## POSTSEASON

Year	Team	GP	GS	T	AT	TOT	Sacks	Yds	Int	PD	FF	FR
2007	Pittsburgh	1	0	0	0	0	0.0	0.0	0/0	0	0	0
2008	Pittsburgh	3	0	10	1	11	0.0	0.0	0/0	0	0	1
2010	Pittsburgh	3	3	16	5	21	0.0	0.0	0/0	2	0	0
NFL Totals		7	3	26	6	32	0.0	0.0	0/0	2	0	1

Career Postseason Special Teams Tackles (4): 0 in 2007, 3 in '08 and 1 in '10.

## MIKE WALLACE WR

HEIGHT — 6-0

WEIGHT — 199

COLLEGE — Mississippi

BIRTHDATE — Aug. 1, 1986

BIRTHPLACE — New Orleans, La.

HOW ACQUIRED — 03b-'09 (#84)

NFL EXPERIENCE — 3rd Year

17



PRO

[32-20/3-3]: Won the Joe Greene Great Performance Award given to the top rookie on the team in 2009...originally drafted by the Steelers in the third round (84th overall) of the 2009 NFL Draft.

**2010 [16-16/3-3]:** Started all 16 games at wide receiver...had a breakout year in only his second season in the NFL...caught a team-high 60 receptions for a team-high 1,257 yards, which ranked fifth in the NFL...his 21.0 yards per reception ranked second in the NFL...had 10 touchdown receptions, which tied him for seventh place in the NFL...had 17 receptions of 25-plus yards, which ranked second in the NFL...had seven 100-yard receiving games in the regular season, tying him with John Stallworth (1984) for the most in team history...had a three-game streak of at least 100 yards receiving and one touchdown...added 39 yards rushing on five carries...started all three post-season games at WR...had a team-best 13 catches for 115 yards and one touchdown...his 25-yard touchdown reception in Super Bowl XLV was the first post-

season touchdown of his career...**9/12 vs. Atlanta:** Had two catches for 62 yards including a 52-yarder in the third quarter. **9/19 at Tennessee:** Had two receptions for 25 yards including a long of 15 yards. **9/26 at Tampa Bay:** Finished with three catches for a game-high 100 yards receiving with two touchdowns...marked his second career 100-yard receiving game...had a 46-yard touchdown reception from QB Charlie Batch in the first quarter...had a 41-yard touchdown catch from Batch in the second quarter...marked his second career multi-touchdown game...became the first Steeler to post at least two 40-plus-yard touchdown receptions in a game since Louis Lipps on Dec. 4, 1988 at Houston...**10/3 vs. Baltimore:** Had a 20-yard reception in the second quarter...finished the game with two catches for 24 yards...**10/17 vs. Cleveland:** Finished with three receptions for a game-high 90 yards...hailed in a 29-yard touchdown pass from QB Ben Roethlisberger in the second quarter, giving him a team-leading three receiving touchdowns on the year...caught a 50-yard pass from Roethlisberger in the third quarter...**10/24 at Miami:** Had two catches



## Mike Wallace

for 53 yards and one touchdown...hauled in a 53-yard touchdown pass from Roethlisberger in the second quarter, his team-leading fourth receiving touchdown of the season...it marked his third career touchdown of at least 50 yards...marked his second consecutive game in Miami with a touchdown reception of at least 50 yards (54 yards at Miami, Jan. 3, 2009)... **10/31 at New Orleans:** Had a team-high 43 yards receiving on three receptions, including a long of 21 yards... **11/8 at Cincinnati:** Had a career-high 110 yards receiving on five catches with one touchdown...caught a 39-yard touchdown from WR Antwaan Randle El on the first play of the fourth quarter...marked his third career 100-yard receiving game and second this season... **11/14 vs. New England:** Finished with career highs of eight receptions for 136 yards and two touchdowns...marked his second consecutive 100-yard receiving game and the fourth of his career...hauled in a 15-yard touchdown pass from Roethlisberger in the fourth quarter...had a 33-yard touchdown reception from Roethlisberger later in the fourth quarter, giving him a team-best seven receiving touchdowns on the year...marked his second career multi-touchdown game... **11/21 vs. Oakland:** Finished with a game-high 116 yards receiving with one touchdown...posted his third straight 100-yard receiving game and fourth of the season (fifth of his career)...tied a team-record for most consecutive games with at least 100 yards receiving, which is currently held by WR Hines Ward that he set in 2002...hauled in a 52-yard touchdown pass from Roethlisberger on the first play of the fourth quarter...marked his fourth reception of at least 50 yards...has now caught a touchdown pass in three consecutive games...the last Steelers' receiver to catch a touchdown in at least three straight games was Hines Ward during a three-game stretch in 2005...has a career-best eight receiving touchdowns on the year...had one rush for 19 yards... **11/28 at Buffalo:** Finished with three catches for 33 yards...snapped a three-game streak of at least 100 yards receiving and scoring at least one touchdown... **12/5 at Baltimore:** Finished with a team-high five catches for 76 yards, including a long of 24 yards... **12/12 vs. Cincinnati:** Finished with 78 yards on five catches, including a long of 33 yards...had one rush for 12 yards... **12/19 vs. N.Y. Jets:** Finished with 102 yards receiving on seven catches, including a long of 23 yards...marked his sixth career 100-yard receiving game...marked his first career 1,000-yard receiving season... **12/23 vs. Carolina:** Finished with four catches for 104 yards and one touchdown...posted his sixth 100-yard receiving

game of the season, tying him for the second-most in team history with Yancey Thigpen (1997)...hauled in a 43-yard touchdown pass from Roethlisberger in the second quarter...his 24 receptions of 20-plus yards this season are the most for a Steelers since John Stallworth in 1984... **1/2 at Cleveland:** Made his 20th career start at WR...finished with three catches for 105 yards with one touchdown...posted his seventh 100-yard receiving game of the season, tying him with John Stallworth (1984) for the most in team history...hauled in a 56-yard touchdown pass from Roethlisberger on the first offensive play for the Steelers...it was his 10th receiving touchdown of the season...added a 41-yard reception on the Steelers' second drive of the game... **AFC Divisional Game 1/15 vs. Baltimore:** Played in his first postseason game, starting at WR...had three receptions for 20 yards... **AFC Championship Game 1/23 vs. N.Y. Jets:** Had one catch for six yards... **Super Bowl XLV 2/6 vs. Green Bay:** Finished with a team-high nine catches for 89 yards, including a 25-yard touchdown reception from Roethlisberger in the fourth quarter.

**2009 (16-5):** Played in all 16 games at WR...had 39 receptions and tied the team lead with six touchdown catches...averaged 19.4 yards per catch and 9.6 yards per rush...won the Joe Greene Great Performance Award...named Pepsi NFL Rookie of the Week for weeks nine and 15...led AFC rookies in receiving yards...first Steelers' rookie to have more than 100 yards receiving since Santonio Holmes in 2006... **9/10 vs. Tennessee:** Made his NFL debut...caught three passes for 32 yards (10.7 avg.) with a long of 22...his 22-yard reception in overtime set the Steelers up for the winning field goal... **9/20 at Chicago:** Played in his second consecutive game...caught two passes for 13 yards (6.5 avg.) with a long of 10... **9/27 at Cincinnati:** Played in his third consecutive game...established career highs with seven catches for 102 yards (14.6 avg.) with a long of 51...was his first career 100-yard receiving game...became the first Steelers' rookie to record a 100-yard receiving performance since Santonio Holmes on December 31, 2006... **10/4 vs. San Diego:** Played in his fourth consecutive game...caught two passes for 47 yards (23.5 avg.) with a long of 35 yards... **10/11 at Detroit:** Played in his fifth consecutive game...caught two passes for 52 yards (26.0 avg.) with a long of 47 yards including a touchdown... **10/18 vs. Cleveland:** Played in his sixth consecutive game...caught two passes for 50 yards (25.0 avg.) with a long of 29...rushed once for 21 yards... **10/25 vs. Minnesota:** Made his first career start as a slot WR...caught

## Mike Wallace

three passes for 72 yards (24.0 avg.) with one touchdown for a long of 40 yards...rushed twice for 19 yards (9.5 avg.) with a long of 13...**11/9 at Denver:** Played in his eighth consecutive game...caught four passes for 69 yards (17.3 avg.) with one touchdown for a long of 25 yards...rushed once for three yards...**11/15 vs. Cincinnati:** Played in his ninth consecutive game...caught one pass for 16 yards...returned one kickoff for 26 yards...**11/22 at Kansas City:** Played in his 10th consecutive game...caught two passes for 47 yards (23.5 avg.) with a long of 33...rushed once for a gain of five yards...**11/29 at Baltimore:** Played in his 11th consecutive game as a reserve WR...**12/6 vs. Oakland:** Made his second career start as a slot WR...caught two passes for 19 yards (9.5 avg.) with a long of 13...**12/10 at Cleveland:** Played in his 13th consecutive game as a reserve WR...caught two passes for 11 yards (5.5 avg.) with a long of six...**12/20 vs. Green Bay:** Made his third start of the season as a slot WR...caught two passes for 79 yards (39.5 avg.) with two touchdowns for a career long of 60...marked his first career multi-touchdown game...caught the game-tying, 19-yard touchdown pass as time expired to clinch the victory...**12/27 vs. Baltimore:** Made his fourth start of the season as a slot WR...caught three passes for 83 yards with a long of 45...**1/3 at Miami:** Made his third consecutive start of the season at slot WR...caught two passes for 64 yards (32.0 avg.) with a long of 54 for a touchdown.

## COLLEGE

Holds Ole Miss records for single game, season and career kickoff return yards...ranks second all-time in all-purpose yardage...stands third all-time at Ole Miss in TD receptions and fifth in receiving yards...recorded seven career 100-yard receiving games, second-most by a Rebel...topped the SEC in yards per reception in each of his final two seasons...competed in the 2009 Under Armour Senior Bowl and totaled two catches for 41 yards and a TD and returned one kickoff 21 yards...majored in African American studies. **2008:** Named second-team All-SEC as both a wide receiver and kick returner by Phil Steele...established Ole Miss single-season records for all-purpose yards (1,737) and kickoff return yards (861)...equaled the Rebel record for 100-yard receiving games with four...piled up the fifth-most receiving yards in school history (784)...led the SEC and ranked third in the NCAA (among top

100 WRs) in yards per catch (20.1)...led team and was sixth in the SEC in receiving yards per game (60.3)...finished third in the SEC in kickoff return average (24.6)...ranked third in the conference in all-purpose yards (133.6 per game)...topped team in TD catches with seven...named Midseason All-SEC second team as a kick returner by Phil Steele...earned fourth letter. **2007:** Named third-team All-SEC by Phil Steele...played in all 12 games with nine starts at split end...topped the SEC in yards per catch (18.8) and ranked ninth in receiving yards per game (59.7)...led the team in receiving yards (716), tied for the lead in touchdowns (6) and finished second in receptions (38)...turned in a pair of 100-yard games...posted seven catches of 40 or more yards and three of 50 or better...earned third letter. **2006:** Started all 12 games at SE...led the team in catches (24) and receiving yards (410)...tied for team lead with two TD receptions...earned his second letter. **2005:** Saw action in 10 games primarily as a return man as a true freshman after enrolling in January. **2004:** Did not play.

## PERSONAL

Attended O. Perry Walker High School (New Orleans, La)...earned league and district MVP honors as a senior, as well as all-league, All-Metro, All-West Bank and All-West Bank MVP...rated by SuperPrep as the 17th-best prospect in Louisiana and was a member of its 2004 Southwest Team...after seeing limited playing time as a junior (four receptions while playing mostly on defense), had an outstanding senior season, catching 60 passes for 1,039 yards (17.3 average per catch) and 19 touchdowns...returned four punts and four kickoffs for TDs, giving him 27 for the season and 162 points, and had seven TDs called back...set school records for total points and for kicks returned for touchdowns...earned two letters in football...also lettered once in track, earning All-State honors in the 100...son of Sonjia and Burnell Wallace...Full name: Mike Wallace.

## Wallace's Career Game Highs

## REGULAR SEASON

Receptions	8 (11/14/10 vs. New England)
Yards Receiving	136 (11/14/10 vs. New England)
Longest Reception	60t (12/20/09 vs. Green Bay)
TDs Receiving	3 (11/14/10 vs. New England)



## Wallace's 2010 Game-by-Game Statistics

Date	Opponent	GP	GS	RECEIVING					TD	RUSHING				
				Tar	Rec	Yds	Avg	Lg		No	Yds	Avg	Lg	
9/12	ATLANTA	1	1	5	2	62	31.0	52	0	0	0	0.0	0	
9/19	at Tennessee	1	1	4	2	25	12.5	15	0	0	0	0.0	0	
9/19	at Tampa Bay	1	1	4	3	100	33.3	46t	2	1	-1	-1.0	-1	
10/3	BALTIMORE	1	1	6	2	24	12.0	20	0	1	1	1.0	1	
10/17	CLEVELAND	1	1	6	3	90	30.0	50	1	0	0	0.0	0	
10/24	at Miami	1	1	4	2	53	26.5	53t	1	0	0	0.0	0	
10/31	at New Orleans	1	1	4	3	43	14.3	21	0	0	0	0.0	0	
11/8	at Cincinnati	1	1	7	5	110	22.0	39t	1	0	0	0.0	0	
11/14	NEW ENGLAND	1	1	11	8	136	17.0	33t	2	0	0	0.0	0	
11/21	OAKLAND	1	1	6	3	116	38.7	52t	1	1	19	19.0	19	
11/28	at Buffalo	1	1	5	3	33	11.0	17	0	0	0	0.0	0	
12/5	at Baltimore	1	1	7	5	76	15.2	24	0	0	0	0.0	0	
12/12	CINCINNATI	1	1	9	5	78	15.6	33	0	1	12	12.0	0	
12/19	N.Y. JETS	1	1	10	7	102	14.6	23	0	1	8	8.0	8	
12/23	CAROLINA	1	1	6	4	104	26.0	43t	1	0	0	0.0	0	
1/2	at Cleveland	1	1	5	3	105	35.0	56t	1	0	0	0.0	0	
<b>SEASON TOTALS</b>		<b>16</b>	<b>16</b>	<b>99</b>	<b>60</b>	<b>1,257</b>	<b>21.0</b>	<b>56t</b>	<b>10</b>	<b>5</b>	<b>39</b>	<b>7.8</b>	<b>19</b>	

## POSTSEASON

1/15	BALTIMORE	1	1	7	3	20	6.7	20	0	2	-2	-1.0	4
1/23	N.Y. JETS	1	1	3	1	6	6.0	6	0	0	0	0.0	0
2/6	vs. Green Bay	1	0	16	9	89	9.9	25t	1	0	0	0.0	0
<b>POSTSEASON TOTALS</b>		<b>3</b>	<b>2</b>	<b>26</b>	<b>13</b>	<b>115</b>	<b>8.8</b>	<b>25t</b>	<b>1</b>	<b>2</b>	<b>-2</b>	<b>-1.0</b>	<b>4</b>

## Wallace's 2009 Game-by-Game Statistics

Date	Opponent	GP	GS	RECEIVING					TD	RUSHING				
				Rec	Yds	Avg	Lg	TD		No	Yds	Avg	Lg	TD
9/10	TENNESSEE	1	0	3	32	10.7	22	0	0	0	0.0	0	0	
9/20	at Chicago	1	0	2	13	6.5	10	0	0	0	0.0	0	0	
9/27	at Cincinnati	1	0	7	102	14.6	51	0	0	0	0.0	0	0	
10/4	SAN DIEGO	1	0	2	47	23.5	35	0	0	0	0.0	0	0	
10/11	at Detroit	1	0	2	52	26.0	47t	1	0	0	0.0	0	0	
10/18	CLEVELAND	1	0	2	50	25.0	29	0	1	21	21.0	21	0	
10/25	MINNESOTA	1	1	3	72	24.0	40t	1	2	19	9.5	13	0	
11/9	at Denver	1	0	4	69	17.3	25t	1	1	3	3.0	3	0	
11/15	CINCINNATI	1	0	1	16	16.0	16	0	0	0	0.0	0	0	
11/22	at Kansas City	1	0	2	47	23.5	33	0	1	5	5.0	5	0	
11/29	at Baltimore	1	0	0	0	0.0	0	0	0	0	0.0	0	0	
12/6	OAKLAND	1	1	2	19	9.5	13	0	0	0	0.0	0	0	
12/10	at Cleveland	1	0	2	11	5.5	6	0	0	0	0.0	0	0	
12/20	GREEN BAY	1	0	2	79	39.5	60t	2	0	0	0.0	0	0	
12/27	BALTIMORE	1	1	3	83	27.7	45	0	0	0	0.0	0	0	
1/3	at Miami	1	1	2	64	32.0	54t	1	0	0	0.0	0	0	
<b>SEASON TOTALS</b>		<b>16</b>	<b>5</b>	<b>39</b>	<b>756</b>	<b>19.4</b>	<b>60t</b>	<b>6</b>	<b>5</b>	<b>48</b>	<b>9.6</b>	<b>21</b>	<b>0</b>	

## PUNT RETURNS

## KICKOFF RETURNS

Date	Opponent	No	FC	PUNT RETURNS				TD	KICKOFF RETURNS				
				Yds	Avg	Lg	No		Yds	Avg	Lg	TD	
9/10	TENNESSEE	0	0	0	0.0	0	0	0	0	0.0	0	0	0
9/20	at Chicago	0	0	0	0.0	0	0	0	0	0.0	0	0	0
9/27	at Cincinnati	0	0	0	0.0	0	0	0	0	0.0	0	0	0
10/4	SAN DIEGO	0	0	0	0.0	0	0	0	0	0.0	0	0	0
10/11	at Detroit	0	0	0	0.0	0	0	0	0	0.0	0	0	0
10/18	CLEVELAND	0	0	0	0.0	0	0	0	0	0.0	0	0	0
10/25	MINNESOTA	0	0	0	0.0	0	0	0	0	0.0	0	0	0
11/9	at Denver	0	0	0	0.0	0	0	0	0	0.0	0	0	0
11/15	CINCINNATI	0	0	0	0.0	0	0	0	1	26	26.0	26	0
11/22	at Kansas City	0	0	0	0.0	0	0	0	0	0	0.0	0	0
11/29	at Baltimore	0	0	0	0.0	0	0	0	0	0	0.0	0	0
12/6	OAKLAND	0	0	0	0.0	0	0	0	0	0	0.0	0	0
<b>SEASON TOTALS</b>		<b>0</b>	<b>0</b>	<b>0</b>	<b>0.0</b>	<b>0</b>	<b>0</b>	<b>0</b>	<b>1</b>	<b>26</b>	<b>26.0</b>	<b>26</b>	<b>0</b>

## Mike Wallace

## Wallace's Career Statistics

## REGULAR SEASON

Year	Team	GP	GS	RECEIVING				RUSHING					
				Rec	Yds	Avg	Lg	TD	No	Yds	Avg	Lg	TD
2009	Pittsburgh	16	5	39	756	19.4	60t	6	5	48	9.6	21	0
2010	Pittsburgh	16	16	60	1,257	21.0	56t	10	5	39	7.8	19	0
<b>NFL Totals</b>		<b>32</b>	<b>21</b>	<b>99</b>	<b>2,013</b>	<b>20.3</b>	<b>60t</b>	<b>16</b>	<b>10</b>	<b>87</b>	<b>8.7</b>	<b>21</b>	<b>0</b>

Year	Team	No	PUNT RETURNS				KICKOFF RETURNS					
			FC	Yds	Avg	Lg	TD	No	Yds	Avg	Lg	TD
2009	Pittsburgh	0	0	0	0.0	0	0	1	26	26.0	26	0
<b>NFL Totals</b>		<b>0</b>	<b>0</b>	<b>0</b>	<b>0.0</b>	<b>0</b>	<b>0</b>	<b>1</b>	<b>26</b>	<b>26.0</b>	<b>26</b>	<b>0</b>

## POSTSEASON

Year	Team	GP	GS	RECEIVING				RUSHING					
				Rec	Yds	Avg	Lg	TD	No	Yds	Avg	Lg	TD
2010	Pittsburgh	3	2	26	13	115	8.8	25t	1	2	-2	-1.0	4
<b>NFL Totals</b>		<b>3</b>	<b>2</b>	<b>26</b>	<b>13</b>	<b>115</b>	<b>8.8</b>	<b>25t</b>	<b>1</b>	<b>2</b>	<b>-2</b>	<b>-1.0</b>	<b>4</b>

## HINES WARD WR

HEIGHT - 6-0

WEIGHT - 205

COLLEGE - Georgia

BIRTHDATE - March 8, 1976

BIRTHPLACE - Forest Park, Ga.

HOW ACQUIRED - D3b-'98 (#92)

NFL EXPERIENCE - 14th Year

86

**PRO** (202-181/17-16): Signed

an extension during the 2009 offseason to keep him with the team through 2013...signed a four-year extension during the 2005 training camp...signed a five-year contract in 2001... is one of the top receivers in the NFL and is the longest-tenured wide receiver with the same team in the league...is a four-time Pro Bowl selection (2002-2005)...is the team's all-time leader in receptions (954), receiving yards (11,702) and receiving touchdowns (83)...is the only Steeler to have at least 800 career catches and over 11,000 receiving yards...became the only receiver in Steelers' history to surpass 1,000 receiving yards for four straight seasons (2001-2004)...has team records for receptions in a season (112), which he set in 2002...posted 12 TD receptions in 2003 to tie Louis Lipps' (1985) and Buddy Dial's team record...caught a pass in a team-record 186 games, which ended during the 2010 season...named the Steelers' 2008 Walter Payton Man of the Year...was named to the Steelers' 75th Season All-Time Team during the 2007 season...earned Super Bowl XL MVP honors after finishing with a game-high 123 receiving yards on five receptions with one touchdown...was named

the Steelers' co-MVP in 2005 (along with Casey Hampton) and 2002 (with Joey Porter), and outright in 2003...named to Associated Press' All-Pro second team in both 2004 and 2003...led the Steelers in receptions for 10 years from 1999-2009 (tied with Troy Edwards in 1999)...originally drafted by Pittsburgh in the third round (92nd overall) of the 1998 NFL Draft...Won the "Mirror Ball" Trophy in the 2011 offseason on Dancing With the Stars.

**2010** (16-15/3-2): Played in all 16 games, starting 15 of them at WR...caught his 900th career pass and became the first Steelers wide receiver to surpass 11,000 receiving yards and is just the fifth player in NFL history to have 11,000 receiving yards...broke the team record for 100-yard receiving games (Ward now has 29 for his career), previously held by Hall-of-Fame WR John Stallworth...had his team-record streak of 186 consecutive games with a reception snapped, which is the third-longest streak in NFL history...finished the season second on the team with 59 receptions for 755 yards and five touchdowns...it was the first season since 1999 that Ward did not lead the team in receptions...played in all three postseason contests, starting two of them... finished with 12 catches for a team-high 117 yards



## Hines Ward

and a team-high two touchdowns...**9/12 vs. Atlanta:** Had six receptions for 108 yards...caught his 900th career pass...became first Steelers wide receiver ever to surpass 11,000 receiving yards...also broke the team record for 100-yard receiving games (26) previously held by Hall-of-Fame WR John Stallworth...**9/19 at Tennessee:** Had one catch for nine yards...**9/26 at Tampa Bay:** Finished with three catches for 34 yards and one touchdown...had a nine-yard touchdown prior to halftime, which was his first of the season...marked his 80th career touchdown (79 receiving, one rushing), tying him with former RB Jerome Bettis for second on the team's all-time touchdowns list...**10/3 vs. Baltimore:** Finished with two catches for 14 yards...**10/17 vs. Cleveland:** Started his 170th career game at wide receiver...finished with five catches for 54 yards and one touchdown...hauled in an eight-yard touchdown in the third quarter, his second of the season...it was his 81st career touchdown (80 receiving, one rushing), moving him into sole possession of second place on the team's all-time touchdowns' list...he trails only Franco Harris, who finished his Steelers' career with 100 touchdowns...**10/24 at Miami:** Finished with a season-high 131 yards receiving on seven catches with one touchdown...his 131 yards receiving are the most since he had 159 receiving yards versus Cleveland on Oct. 18, 2009...posted his 27th career 100-yard receiving game, which is the most in team history and his second this season...had a season-long 43-yard reception in the first quarter, his longest since a 54-yard catch against the Green Bay Packers on Dec. 20, 2009...hauled in a 21-yard touchdown from Roethlisberger in the second quarter...became just the fifth player in team history to post more than 500 career points, as he now has 502...**10/31 at New Orleans:** Finished with three catches for 15 yards...**11/8 at Cincinnati:** Finished with three catches for 10 yards...caught an eight-yard touchdown from QB Ben Roethlisberger late in the first half giving him four on the season and 15 career touchdowns against the Bengals, which is the most TDs for Ward against any single opponent...**11/14 vs. New England:** Had his streak of 186 consecutive games with at least one reception snapped after leaving the first half with a concussion...streak started on November 9, 1998 versus the Green Bay Packers...and is the third-longest

streak in NFL history...**11/21 vs. Oakland:** Finished with three receptions for 28 yards...**11/28 at Buffalo:** Finished with a game-high 107 yards receiving on seven catches...posted his third 100-yard receiving game of the season and 28th of his career...**12/5 at Baltimore:** Had one catch for 13 yards...**12/12 vs. Cincinnati:** Finished with a game-high 115 yards receiving on eight catches, including a long of 29 yards...marked his fourth 100-yard receiving game of the year and 29th of his career...**12/19 vs. N.Y. Jets:** Played in his 200th career game, and started his 180th career game at WR...had two receptions for 34 yards...**12/23 vs. Carolina:** Did not start, but saw action at WR...caught three passes for 38 yards...**1/2 at Cleveland:** Finished with five catches for 45 yards with one touchdown...caught a three-yard touchdown pass from WR Antwaan Randle El in the third quarter, his fifth receiving touchdown of the season and 83rd of his career...**AFC Divisional Game 1/15 vs. Baltimore:** Started his 15th career playoff contest at WR...finished with three catches for 25 yards with one touchdown...hauled in an eight-yard touchdown in the third quarter, giving him nine for his career in the postseason, tying him for second on the team's all-time postseason list with Lynn Swann...tied the team postseason record for consecutive games with a reception at 15, tying John Stallworth on the team's all-time postseason list...**AFC Championship Game 1/23 vs. N.Y. Jets:** Played in his 15th career postseason contest at WR...had two catches for 14 yards...has now caught a pass in 16 consecutive postseason games, one shy of tying Hall of Famer John Stallworth's club record of 17...**Super Bowl XLV 2/6 vs. Green Bay:** Had seven catches for 78 yards and one touchdown...caught an eight-yard touchdown pass from Roethlisberger prior to halftime...has now caught a pass in 17 consecutive games, tying him with Hall of Famer John Stallworth for consecutive playoff games with at least one reception at 17.

**2009 (16-16):** Started all 16 games for the first time since 2004...became the first wide receiver in team history to reach 10,000 career receiving yards and became only the fifth player to reach 10,000 receiving yards with one team...his 95 receptions were eighth best in the NFL and was tied for ninth in the league in receiving yards...tied a team-record for career 100-yard receiving games...had his club-

## Hines Ward

best sixth 1,000-yard receiving season...named the Steelers' Ed Block Courage Award Winner...**9/10 vs. Tennessee:** Made his 150th career start at WR... caught eight passes for 103 yards (12.9 avg.) with a long of 30...was his 21st career 100-yard receiving game in the regular season...**9/20 at Chicago:** Made his 14th consecutive start at WR...caught a team-high six passes for 57 yards (9.5 avg.) with a long of 21...**9/27 at Cincinnati:** Made his 15th consecutive start at WR...caught four passes for 82 yards (20.5 avg.) with a season-long 41-yard reception... became the first receiver in team history to have 10,000 receiving yards when he made a 14-yard reception in the second quarter (10,022)...has now caught a pass in a team-record 165 consecutive games, the longest active streak in the NFL...**10/4 vs. San Diego:** Made his 16th consecutive start at WR...caught eight passes for 113 yards (14.1 avg.) with a long of 26 yards...was his 22nd career 100-yard receiving game in the regular season...**10/11 at Detroit:** Made his 17th consecutive start at WR... caught seven passes for 85 yards (12.1 avg.) with a long of 21 yards and one touchdown...**10/18 vs. Cleveland:** Made his 18th consecutive start at WR... caught eight passes for 159 yards (19.9 avg.) with a season-long touchdown of 52 yards...had his 23rd career 100-yard receiving game...marked his third all-time highest receiving game...**10/25 vs. Minnesota:** Made his 19th consecutive start at WR... caught one pass for three yards...**11/9 at Denver:** Made his 20th consecutive start at WR...caught seven passes for 44 yards (6.3 avg.) with a long of 18...caught two touchdown passes from QB Ben Roethlisberger...marked as his 16th career multi-touchdown game...**11/15 vs. Cincinnati:** Made his 21st consecutive start at WR...caught four passes for 24 yards (6.0 avg.) with a long of 11...**11/22 at Kansas City:** Made his 22nd consecutive start at WR... caught 10 passes for 128 yards (12.8 avg.) with one touchdown...posted his 24th career 100-yard receiving game and fourth of the season...**11/29 at Baltimore:** Made his 23rd consecutive start at WR... caught three passes for 47 yards (15.7 avg.) with a long of 22...**12/6 vs. Oakland:** Made his 24th consecutive start at WR...caught six passes for 77 yards (12.8 avg.) and one touchdown...has 484 career points, moving him into fifth place on the team's all-time scoring list ahead of Jerome Bettis, who fin-

ished his career with 482 points as a Steeler...**12/10 at Cleveland:** Made his 25th consecutive start at WR...caught four passes for 21 yards (5.3 avg.) with a long of nine...**12/20 vs. Green Bay:** Made his 26th consecutive start at WR...caught seven passes for 126 yards (18.0 avg.) with a long of 54...eclipsed the 1,000-yard receiving mark for the season, marking the second straight year he accomplished the feat, giving him six career 1,000-yard receiving seasons, the most in team history...caught a pass in his team-record 176th consecutive game...**12/27 vs. Baltimore:** Made his 27th consecutive start at WR... caught four passes for 37 yards with a long of 13... caught a pass in his 177th consecutive game...**1/3 at Miami:** Made his 28th consecutive start at WR... caught eight passes for 61 yards (7.6 avg.) with a long of 13...caught a pass in his 178th consecutive game, moving him into fifth place ahead of Steve Largent in NFL history.

**2008 [16-14/3-3]:** Played in all 16 regular-season games, making 14 starts...named Steelers' Walter Payton Man of the Year...finished the season with 81 receptions for 1,043 yards (12.9 avg.) with seven touchdowns...was the fifth 1,000-yard season of his career, and his first since 2004...surpassed 9,000 receiving yards for his career (9,780)...his final reception of the year in the regular-season finale against the Browns gave him 800 for his career, extending his team record...became the first receiver in team history to surpass 10,000 career total yards from scrimmage (10,210)...his four 100-yard receiving performances gave him 20 for his career, moving him past Louis Lipps (16) into sole possession of second place on the team's all-time list...his 11 receptions on November 16 against the Chargers were a season high and the second-highest single-game total (tied) of his career...extended his team record to 162 consecutive games with a reception... started all three postseason games...finished with nine postseason receptions for 168 yards (18.7 avg.)...became the second player in franchise history (John Stallworth) to surpass 1,000 career postseason receiving yards (1,064)...became the first player in team postseason history to catch 70 passes in the postseason (76)...has caught a pass in 14 straight postseason games, the second-longest streak in team history...**9/7 vs. Houston:** Made his 136th career start in his 155th career game...



## Hines Ward

caught six passes for 76 yards (12.7 avg.) with two touchdowns...was his 15th career multiple-touchdown performance...his two touchdown receptions increased his career total to 67...**9/14 at Cleveland:** Made his 137th career start at WR...tied for the team lead with five receptions for 59 yards (11.8 avg.) with one touchdown...his touchdown increased his career total to 68...was his third consecutive game with a touchdown reception versus Cleveland...**9/21 at Philadelphia:** Played in his 157th game at WR...had four catches for 34 yards (8.5 avg.) with a long of 16...**9/29 vs. Baltimore:** Played in his 158th game at WR...caught two passes for 57 yards (28.5 avg.) with a long of 49 yards...**10/5 at Jacksonville:** Made his 138th career start at WR...caught seven passes for 90 yards (12.9 avg.) and scored the game winning touchdown on an eight-yard pass with 1:53 remaining in the game...was his team-leading fourth touchdown reception of the year and 69th of his career, extending his team record...surpassed 9,000 yards for his career (9,053), the most in franchise history...**10/19 at Cincinnati:** Played in his 160th career game...caught four passes for 60 yards (15.0 avg.) with his team-leading fifth touchdown reception of the season...his 16-yard touchdown reception from Byron Leftwich in the fourth quarter extended his team record to 70 career touchdown receptions...**10/26 vs. New York Giants:** Made his 140th career start at WR...caught three passes for 30 yards (10.0 avg.) with a long of 14...**11/3 at Washington:** Made his fourth consecutive start at WR...tied for the team lead with three receptions for 39 yards (13.0 avg.) with a long of 14 yards...**11/9 vs. Indianapolis:** Made his fifth consecutive start at WR...caught eight passes for 112 yards (14.0 avg.)...had one rush for four yards...was his first 100-yard game of the season, and the 17th of his career, giving him sole possession of second place on the team's all-time list, moving him ahead of Louis Lipps...**11/16 vs. San Diego:** Made his sixth consecutive start at WR...established season highs with 11 receptions for 124 yards (11.3 avg.) with a long of 30 yards...was his 18th career 100-yard receiving game and his second consecutive...**11/20 vs. Cincinnati:** Played in his 165th career game...had one reception for 37 yards...**11/30 at New England:** Made his 145th career start at WR...finished with a team-high five receptions for 37 yards (7.4

avg.) with one touchdown...**12/7 vs. Dallas:** Made his ninth consecutive start at WR...finished with one catch for two yards...**12/14 at Baltimore:** Made his 10th consecutive start at WR...finished with a game-high 107 yards receiving on eight receptions (13.4 avg.), including a long of 30 yards...was his 19th career 100-yard receiving game and his third in 2008...became the first receiver in team history to reach 10,000 career total yards from scrimmage (10,031)...caught three passes for 36 yards on the team's game-winning touchdown drive in the fourth quarter...**12/21 at Tennessee:** Made his 11th consecutive start at WR...finished with 109 yards receiving on seven receptions (15.6 avg.) and one touchdown, his second straight 100-yard receiving game and the 20th of his career...**12/28 vs. Cleveland:** Played in his 170th career game and made his 12th consecutive start at WR...finished with six catches for 70 yards (11.7 avg.) with a long of 24 yards...his six catches gave him 800 for his career, making him the only receiver in team history to catch at least 800 passes...finished the season with 1,043 receiving yards, marking his fifth career 1,000-yard receiving season and his first since 2004...extended his team record to 162 consecutive games with a reception...**AFC Divisional Game 1/11 vs. San Diego:** Made his 12th consecutive postseason start at WR...caught four passes for 70 yards (17.5 avg.) with a long of 41 yards...moved into second place on the team's all-time list for receiving yards in the postseason ahead of Lynn Swann, with 966 career postseason yards...became the first receiver in team history to post at least 70 catches in the postseason with 71...**AFC Championship Game 1/18 vs. Baltimore:** Made his 13th consecutive postseason start at WR...caught three passes for 55 yards (18.3 avg.) before leaving in the first half with a knee injury...hauled in a 45-yard pass on third-and-12 on the first possession of the game...with that catch, Ward became the second player in team history to post at least 1,000 career postseason receiving yards (1,021)...**Super Bowl XLIII 2/1 vs. Arizona:** Made his 14th consecutive postseason start at WR...caught two passes for 43 yards (21.5 avg.) with a long of 38 yards on the Steelers' second play from scrimmage...has caught a pass in 14 straight postseason games, the second-longest streak in team history.

**2007 [13-13/1-1]:** Started 13 games and the

## Hines Ward

playoff game versus Jacksonville...was inactive Weeks 4 and 5 due to a knee injury...sat out the season finale in Baltimore...led the team in receptions with 71 for 732 yards (10.3 avg.) and seven touchdowns...became the team's all-time leader in receiving yards in the Week 16 win over the Rams surpassing John Stallworth, who finished with 8,723 yards...his two touchdown receptions in the Week 13 win over the Bengals gave him 64 for his career, moving him past Stallworth (63) for first on the team's all-time list...his 11 receptions in that same game tied the second-highest single-game total of his career...became the first player in team history to record over 700 career catches (719 and counting)...caught 10 passes for a playoff career-high 135 yards in the loss to Jacksonville...that marked his fifth career 100-yard game and his second straight...**9/9 at Cleveland:** Started at WR and hauled in three catches for 51 yards (17.0 avg.) with a 24-yard long, while adding one TD...caught at least one pass for the 134th straight game...**9/16 vs. Buffalo:** Started at WR and had five catches for 55 yards (11.0 avg.) with a 21-yard long...extended his streak to 135 consecutive games with a catch...**9/23 vs. San Francisco:** Extended his streak to 136 consecutive games with at least one catch...registered one catch for two yards and one rush for seven yards, before leaving with an injury...**9/30 at Arizona:** Was inactive due to a knee injury...**10/7 vs. Seattle:** Was inactive due to a knee injury...**10/21 at Denver:** Returned to action and started at WR...led the team with seven receptions and 78 yards receiving (11.1 avg.) including an 18-yard long...continued his streak of 137 consecutive games with at least one catch...**10/28 at Cincinnati:** Started at WR and led the team in receptions with eight for 88 yards (11.0 avg.) and two TDs...his two TDs marked the 11th multi-TD game of his career and the first of the season...went over 60 career TD receptions (61), pulling him within two TDs of John Stallworth (63) for the most receiving TDs by a Steelers' WR...pulled within four points of John Stallworth for seventh place on the Steelers' all-time scoring leaders list...**11/5 vs. Baltimore:** Started in his 128th career game at WR...finished with four catches for 28 yards (7.0 avg.)...extended his team record to 139 straight games with at least one catch...**11/11 vs. Cleveland:** Made his fourth consecutive start at WR...finished with a game-high

seven catches for 80 yards (11.4 avg.) with one TD...caught a 12-yard TD pass from Ben Roethlisberger in the third quarter...his TD catch gave him 62 career TD catches, leaving him one shy of tying the Steelers' all-time record...**11/18 at New York Jets:** Made his 130th career start at WR...recorded two catches for 47 yards (23.5 avg.) including a 25-yard long...continued his streak of 141 consecutive games with at least one reception...**11/26 vs. Miami:** Played in his 150th career game and started at WR for the 131st game...had a team-high nine catches for 99 yards (9.8 avg.) with a long of 21 yards...extended his team record of 142 straight games with at least one catch...**12/2 vs. Cincinnati:** Finished with a season-high 11 receptions for 90 yards (8.2 avg.) with two TDs, which marked his second multi-TD game of the season and the 14th of his career...had a two-yard reception in the second quarter...hauled in an eight-yard TD pass from Roethlisberger to become the team's all-time leader in receiving TDs with 64 for his career...extended his team record of 143 straight games with at least one catch...**12/9 at New England:** Played in his 152nd career game at WR...finished with five catches for 39 yards (7.8 avg.), including a 13-yard long...also rushed one time for zero yards...continued his streak to 144 consecutive games with at least one catch...**12/16 vs. Jacksonville:** Made his 134th career start and finished with three catches for 27 yards (9.0 avg.) with one TD...extended his team record to 145 straight games with at least one catch...also had one rush for four yards...**12/20 at St. Louis:** Made his 135th career start at WR...finished with a team-high six catches for 59 yards (9.8 avg.), including a 19-yard long...passed John Stallworth, becoming the Steelers' all-time leader in receiving yards with 8,737...**12/30 at Baltimore:** Was inactive...**AFC Wild Card Game 1/5 vs. Jacksonville:** Registered his 11th consecutive postseason start at WR...tallied a team-high 10 catches for 135 yards (13.5 avg.)...his 135 receiving yards were a new playoff career high...this performance marked his fifth career postseason 100-yard receiving game and his second straight in the postseason...caught a 31-yard pass from Roethlisberger on the Steelers' first drive of the game, which was his longest catch of the season.

**2006 (14-14):** Led the team in receptions [74] and receiving yards [975]...hauled in a team-high six



## Hines Ward

touchdowns...missed two games with a knee injury late in the season...**9/7 vs. Miami:** Caught a pass in the 120th consecutive game...finished with a team-high five receptions for 53 yards (10.6 avg.) and a long of 19...hauled in a seven-yard touchdown pass from Charlie Batch...**9/18 at Jacksonville:** Started at FL and caught two passes for 29 yards with a long of 18...**9/24 vs. Cincinnati:** Started at FL...had two receptions for 17 yards and a long of 11 yards...caught at least one pass in his team-record 122nd consecutive game...**10/8 at San Diego:** Had a team-leading four receptions for 49 yards (12.3 avg.) and a long of 24...**10/15 vs. Kansas City:** Grabbed five balls for 59 yards (11.8 avg.) and a long of 28...caught a 13-yard touchdown in the second quarter to give the Steelers a 28-0 lead...touchdown gave him 338 career points, tying Kris Brown for eighth place on the Steelers' all-time list...**10/22 at Atlanta:** Played one of the best games against his hometown team...set new career-highs in yards (171) and touchdowns (3) in a game...caught eight passes for a 21.4 average...scored on a 70-yard catch in which he lost his shoe...added TD catches of 11 and 17 yards...passed Kris Brown (338) for eighth place on the Steelers' all-time scoring list with 356 points...eight catches gave him 600 for his career, becoming the first Steelers player to record 600 receptions...**10/29 at Oakland:** Had game highs with eight catches and 81 yards for a 10.1 average...had a long catch of 27 yards...**11/5 vs. Denver:** Caught seven passes for a team-high 127 yards (18.1 avg.) and a long of 63 yards...marked the 16th career 100-yard game, tying for second with Louis Lipps on the Steelers' all-time list...**11/12 vs. New Orleans:** Had five receptions for 86 yards (17.2 avg.) and a touchdown...scored on a 37-yard run and catch to give the Steelers an early 7-0 lead...**11/19 at Cleveland:** Had team highs with seven catches and 81 yards (11.6 avg.) and a long of 23...had a 21-yard reception that helped the team keep the game-winning drive alive...suffered a knee injury but continued to play through the pain...**11/26 at Baltimore:** Started despite suffering a hyper-extended knee in the previous game...caught four passes for 33 yards (8.3 avg.) and a long of 12...**12/3 vs. Tampa Bay:** Was inactive due to a knee injury...**12/7 vs. Cleveland:** Was inactive due to a knee injury...**12/17 at Carolina:** Started after missing two games with a knee

injury...caught a team-high four passes for 59 yards (14.8 avg.) with a long of 21...**12/24 vs. Baltimore:** Caught a game-high eight receptions for 79 yards (9.9 avg.) with a long of 17...**12/31 at Cincinnati:** Had five receptions for 51 yards (10.2 avg.) with a long of 17...has caught a pass in 133 consecutive games...rushed once for nine yards, passing Louis Lipps (388) as the Steelers' all-time leader in rushing yards by a wide receiver with 394...broke 8,000 yards receiving, joining John Stallworth as the only Steelers' players to achieve feat.

**2005 (15-15/4-4):** Named team co-MVP (along with Casey Hampton) after leading the team in receptions (69), receiving yards (975) and touchdowns (11)...finished the season with three multi-touchdown and four 100-yard receiving games...his 14.1 receiving average was his highest since 2000...ranked second (tied) in the AFC and third (tied) in the NFL with his 11 touchdown receptions...named Super Bowl XL MVP after finishing with 123 receiving yards on five receptions with one touchdown...**9/11 vs. Tennessee:** Started and caught two passes for 25 yards...**9/18 at Houston:** Started and caught a pass in team-record 106th consecutive game...led team with six receptions, 84 receiving yards (14.0 avg.) and two TDs...caught two touchdowns in a single game for the seventh time in his career...**9/25 vs. New England:** Started at wide receiver and caught four passes for 110 yards (27.5 avg.)...caught two touchdowns in a game for the second straight week and eighth time in his career...stretched his streak of consecutive games with a reception to 107...his first touchdown catch went for a career long 85 yards...caught his second TD with 1:21 remaining to tie the score at 20-20...**10/10 at San Diego:** Led all Steelers with six receptions for 83 yards (13.8 avg.), including a long of 33 yards...108th consecutive game with a reception...**10/16 vs. Jacksonville:** Missed the first game in his career with a hamstring injury, snapping his consecutive games played (116) and games started (83) streak...**10/23 at Cincinnati:** Returned after missing the first game of his career...caught three passes for 35 yards (11.7 avg.), with a long of 18 and a four-yard touchdown...also had one rush for four yards...**10/31 vs. Baltimore:** Finished with eight catches for 75 yards...**11/6 at Green Bay:** Started his 100th career game and caught one pass for 12 yards...threw a key block to spring Antwaan

## Hines Ward

Randle El on a 43-yard rush on the team's first play from scrimmage...extended his streak of consecutive games with a reception to 111 and moved to within three receptions of breaking John Stallworth's career record for catches (537)...**11/13 vs. Cleveland:** Made Steelers' history with a 15-yard reception late in the second quarter to break John Stallworth's reception record (537)...finished with eight catches to give him 543 for his career...his eight catches went for 124 yards (15.5 avg.), including a 51-yard touchdown reception on a throw from Antwan Randle El...earned AFC Offensive Player of the Week honors...**11/20 at Baltimore:** Caught a team-high six passes for 81 yards (13.5 avg.) and a long of 32...extended his streak of games with a reception to 113...**11/28 at Indianapolis:** Caught three passes for 28 yards (9.3 avg.), including a 12-yard touchdown reception from QB Ben Roethlisberger in the first quarter for the only Steelers' score of the game...**12/4 vs. Cincinnati:** Extended his streak to 115 straight games with at least one reception...had season highs in catches (9) and yards (135) for a 15.0 average yards per catch...caught a long of 31 and had two touchdowns, marking the third time this season he had multiple touchdown catches in a game, and the ninth multiple touchdown game in his career...also rushed once for seven yards...was the 13th game in his career to have over 100 yards receiving...his second touchdown, a six-yard catch, was the 50th touchdown reception in his career...**12/11 vs. Chicago:** Caught three passes for 27 yards (9.0 avg.)...his longest catch went for a 14-yard touchdown in which he broke a few tackles and dove into the end zone...tied Lynn Swann for second place in Steelers' history for receiving touchdowns with 51...**12/18 at Minnesota:** Caught two passes for 11 yards and a long of 11...threw a key block on Heath Miller's 50-yard reception...extended his streak to 117 straight games with at least one reception...**12/24 at Cleveland:** Caught seven passes for 105 yards (15.0) and one touchdown with a long of 32...tied a career high with his fourth 100-yard receiving game of the season...surpassed Lynn Swann for second place in Steelers' history with 52 TD receptions...**1/1 vs. Detroit:** Caught one pass for 40 yards to extend his streak of consecutive games with at least one reception to 119...surpassed the 7,000-yard career receiving mark, becoming only

the second Steeler to accomplish the feat (John Stallworth)...**AFC Wild Card Game 1/8 at Cincinnati:** Caught two passes for 10 yards, including a five-yard TD reception...extended streak to five consecutive postseason games with at least one TD catch...TD was his sixth career TD reception...**AFC Divisional Game 1/15 at Indianapolis:** Caught three passes for 68 (22.7 avg.) and a long of 45...had a reception for the eighth straight game in the postseason...**AFC Championship Game 1/22 at Denver:** Caught five passes for 59 yards (11.8 avg.) and one TD...had a long reception of 21 yards...rushed one time for four yards...**Super Bowl XL 2/5 vs. Seattle:** Was named Super Bowl XL MVP...caught five passes for 123 yards (24.6 avg.) and a 43-yard touchdown...also rushed once for 18 yards...caught a 37-yard pass from Roethlisberger down to the Seahawk's three-yard line on third-and-28...marked the 10th straight postseason game with a reception.

**2004 [16-16-2-2]:** Selected to the 2005 Pro Bowl, his fourth straight trip...also earned Associated Press second-team All-Pro honors for the second consecutive season...led the team for the fifth straight season (tied for lead in 1999) with 80 receptions for 1,004 yards, his fourth consecutive 1,000-yard season...led the team in the postseason with consecutive 100-yard receiving games...finished the postseason with an impressive 15 receptions for 214 yards and two TDs...caught four TD passes and scored first career rushing TD...**9/12 vs. Oakland:** Led the team with seven receptions for 99 yards (14.1 avg.), including a long of 39 yards...**9/19 at Baltimore:** Had one of the best games of his career, catching six passes for 151 yards, his third-highest receiving yardage total...recorded his ninth 100-yard receiving game...produced his then second-highest per-catch average (25.2)...**9/26 at Miami:** Led the team for the third straight game and just fell short of another 100-yard receiving performance...made a spectacular catch for the only TD of the game when he went low for a pass from Ben Roethlisberger and held on...finished with a season-high nine catches for 96 yards (10.7 avg.), including a long of 24 yards...**10/3 vs. Cincinnati:** Led the team for the fourth straight game with six receptions for 48 yards...also had one carry for 10 yards...**10/10 vs. Cleveland:** Tied Plaxico Burress for team honors with six receptions for 61



yards (10.2 avg)...**10/17 at Dallas:** Led the team for the fifth time in six games with nine receptions for 76 yards...averaged 8.4 yards a reception...**10/31 vs. New England:** Tied Antwaan Randle El for a team-high with six receptions for 58 yards...had one rush for 11 yards...**11/7 vs. Philadelphia:** Scored his first TD since the Sept. 26 Miami game...finished with two TDs—one rushing and one on a reception...moved into fourth place on the Steelers' all-time list for TD receptions (40), passing Louis Lipps...had two receptions for 32 yards, including a long of 20...also had one rushing attempt for 16 yards and the first rushing TD of his career...**11/14 at Cleveland:** Finished with three receptions for 42 yards, including a long of 22...threw a crunching block on defensive end Orpheus Roye on a run by Roethlisberger...**11/21 at Cincinnati:** Caught three passes for 15 yards...**11/28 vs. Washington:** Extended his string of consecutive games with a reception to 99 and led the team in receptions for the seventh time...finished with three receptions for 42 yards, including a long of 17 yards...**12/5 at Jacksonville:** Extended his streak of consecutive games with a reception to 100...opened the scoring with a 37-yard TD reception from Roethlisberger...finished with four catches for 80 yards...also had one carry for no gain...**12/12 vs. New York Jets:** Caught two passes for 38 yards, including a long of 26 to increase his streak of consecutive games with a reception to 101...**12/18 at New York Giants:** Led the team with nine receptions for 134 yards, his 10th career 100-yard performance...became only the third Steelers' receiver to surpass the 6,000-yard mark...also reached 500 receptions for his career, only the second receiver to reach that mark in Steelers' history...**12/26 vs. Baltimore:** Tied Plaxico Burress and Antwaan Randle El with a team-high three receptions for 21 yards...**1/2 at Buffalo:** Had two receptions for 11 yards in his limited playing time...topped the 1,000-yard receiving mark for the fourth straight season...**AFC Divisional Game 1/15 vs. New York Jets:** Led the team with 10 receptions for 105 yards and the second 100-yard receiving performance of his career...**AFC Championship Game 1/23 vs. New England:** Produced his second straight 100-yard receiving game and led the team with five receptions for 109 yards, including a 30-yard TD reception...also was credited with a tackle.

**2003 (16-16):** Selected to the 2004 Pro Bowl, his third straight trip...was named the team MVP for the second straight year (shared the award with Joey Porter in 2002)...also earned Associated Press 2003 second-team All-Pro honors...led the team in receiving for the fifth straight season...surpassed 1,000 receiving yards for the third straight season to become the only receiver in Steelers' history to achieve that mark...finished with 1,163 yards and 10 TDs on 95 receptions...also rushed for 61 yards on 11 carries...**9/7 vs. Baltimore:** Was the team's leading receiver in season opener...had a team-high nine receptions for 91 yards and two TDs...surpassed Lynn Swann's 336 career receptions for third place on the Steelers' all-time career receptions list...**9/14 at Kansas City:** Led the team for the second straight week with nine receptions for a team-high 146 yards, including a 50-yard reception on the first play from scrimmage...**9/21 at Cincinnati:** Finished with four receptions for 48 yards and one TD...fought for extra yardage on his TD when he appeared to be stopped at the Bengals' two-yard line, but with the help of Dan Kreider, managed to plunge forward for the score...**9/28 vs. Tennessee:** Led the team for the third time in the season with nine receptions for 76 yards...**10/5 vs. Cleveland:** Was held to two receptions for 55 yards, including a long of 30 yards...**10/12 at Denver:** Led the team for the fourth game this season...had eight receptions for 81 yards, including a long of 19 yards...also had two runs for a total of nine yards, including a long of 12 yards...**10/26 vs. St. Louis:** Led the team for the fifth time in the season with five receptions for 90 yards and two TDs...had a long of 45 yards...rushed once for three yards...**11/2 at Seattle:** Had a team-high eight receptions for 66 yards and one TD to lead the team in receptions for the sixth time...also had three rushes for 14 yards, including a long of 11 yards...**11/9 vs. Arizona:** Led the team for the seventh time in nine games with six receptions for 64 yards and two TDs...**11/17 at San Francisco:** Finished with four receptions for 44 yards...suffered a neck injury on a long pass play in the third quarter in which he landed head-first on the turf...returned to action in the fourth quarter...**11/23 at Cleveland:** Had his lowest reception total of the season, catching one pass for 13 yards...**11/30 vs. Cincinnati:** Caught a career-high 13 passes for 149 yards and

## Hines Ward

one TD...13 catches are the second most in a single game in Steelers' history (14, Courtney Hawkins, 11/1/98 vs. Tennessee)...made five catches during the Steelers' final 11-play scoring drive, including the final two...**12/7 vs. Oakland:** Led the team for the eighth time with four receptions for 67 yards, including a long of 38 yards...**12/14 at New York Jets:** Surpassed 1,000 receiving yards for the third-consecutive season and became the only Steelers' player to reach 1,000 yards for three-straight seasons...is only the second receiver to reach 1,000 yards three times (John Stallworth)...led the team in receptions for the ninth time with five catches for 68 yards, including a long of 25...**12/21 vs. San Diego:** Became only the fifth receiver in Steelers' history to reach 5,000 receiving yards...led the team for the 10th time with six receptions for 94 yards and one TD...also had three rushing attempts for 32 yards, including a long of 25 yards...**12/28 at Baltimore:** Caught two passes for 11 yards, with a long of seven.

**2002 (16-16-2-2):** Selected to the 2003 Pro Bowl, his second straight trip...was also selected to the Associated Press second-team All-Pro squad...led the team in receptions for the third consecutive year and eclipsed his own team record with 112 receptions...also finished four yards ahead of Plaxico Burress for team-high receiving yardage honors (1,329), just 69 shy of Yancey Thigpen's team-record 1,398 yards (1997)...scored 12 receiving TDs to tie Louis Lipps' (1985) and Buddy Dial's (1961) team record...became the first non-kicker to lead the team in scoring since 1977 (Franco Harris)...was named the 2002 recipient of The Chief Award, presented annually by the Pittsburgh Chapter of the Pro Football Writers of America to the player who best exemplifies the spirit of cooperation with the media established by the late founder, Arthur J. Rooney, Sr...eclipsed the 1,000 yard mark for the second-straight year, joining Plaxico Burress as the first receiving tandem in team history to both surpass 1,000 receiving yards for two straight seasons...led the team with 18 receptions for 186 yards and three TDs in the postseason...**9/9 at New England:** Began the season strongly in the opener, leading the team with eight receptions for 90 yards and a TD (on Monday Night Football)...**9/15 vs. Oakland:** Led the team for the second-consecutive week with seven catches for 92 yards, including a

34-yard TD strike from Kordell Stewart...scored two TDs for his first multiple-touchdown performance of his career...**9/29 vs. Cleveland:** Led the team for the third straight game with nine catches for 104 yards, his first 100-yard game of the year and the third of his career...**10/6 at New Orleans:** Tied Antwaan Randle El for the team high with five receptions for 45 yards, including a long of 21...scored his team-leading fourth touchdown of the season when he dived to hit the pylon after stretching for a pass from Tommy Maddox...had one run for 11 yards...**10/13 at Cincinnati:** Had four receptions for 24 yards...also ran once for 20 yards...moved passed Charles Johnson into sixth place on the Steelers' all-time career receiving list...**10/21 vs. Indianapolis:** Scored two TDs on five receptions...totaled 76 yards receiving...also had one carry for eight yards...**10/27 at Baltimore:** Led the team with eight receptions for 97 yards, including a long of 20 yards...**11/3 at Cleveland:** Led the team in receptions for the fifth time this season (tied once)...finished with nine receptions for 79 yards and a TD...also gained eight yards on one rushing attempt...**11/10 vs. Atlanta:** Finished with a team-leading 11 receptions for 139 yards and one TD...led the team in receptions for the sixth time during the season...also had a 29-yard run...**11/17 at Tennessee:** Led the team for the seventh time during the season...had 10 receptions for 168 yards and two TDs, including a 72-yard TD on the game's initial play...**11/24 vs. Cincinnati:** Had another monster game, tying for the team lead with five receptions for 125 yards and one TD...surpassed 1,000 receiving yards for the second consecutive season (1,039), becoming the first Steeler since Roy Jefferson in 1968 and 1969 to achieve that milestone...also rushed for a career-long 39 yards on his only attempt...**12/1 at Jacksonville:** Produced another big game...led the team for the eighth time with eight catches for 51 yards...also ran two times for 19 yards...**12/8 vs. Houston:** Led the team for the ninth time during the season with nine receptions for 76 yards...eclipsed his then team record of 94 receptions...added seven yards on two rushes...**12/15 vs. Carolina:** Had another productive day despite playing with a nagging hamstring injury...finished with three receptions for 39 yards, including a long of 27...also had one carry for two yards...became the first receiver in Steelers' history to



## Hines Ward

record 100 receptions in a season...**12/23 at Tampa Bay:** Led the team for the 10th time during the season, catching six passes for 78 yards (13.0)...**12/29 vs. Baltimore:** Finished with a team-high five receptions for 46 yards to lead the team in receptions for the 11th time during the regular season...also had a 23-yard TD reception from Maddox...**AFC Wild Card Game 1/5 vs. Cleveland:** Joined Plaxico Burress as the only Steelers' receiving tandem to each compile 100 or more receiving yards in a postseason game since John Stallworth and Lynn Swann in Super Bowl XIII...finished with 11 receptions (tying Franco Harris' team record for most catches in a postseason game) for 104 yards and one TD...also ran once for 14 yards...**AFC Divisional Game 1/11 at Tennessee:** Led the team for the 13th time during the season with seven receptions for 82 yards and two TDs, including a 21-yard TD catch...also completed a pass to Plaxico Burress for a two-point conversion.

**2001 (16-16-2-2):** Eclipsed the 1,000 yard mark for the first time in his career, joining Plaxico Burress as the only receiving tandem in team history to both surpass 1,000 receiving yards for a season...made his first Pro Bowl appearance...led the team with a then-career-high 94 receptions, which also set a Steelers single-season record (85, Yancey Thigpen in 1995) at the time...**9/9 at Jacksonville:** Led the team with seven catches for 82 yards in season opener, including a long of 34...**9/30 at Buffalo:** Had nine receptions 79 yards...converted three first downs...**10/7 vs. Cincinnati:** Led the team for the fourth straight game with eight receptions for 68 yards, including a key 24-yard gain on a third-and-long that helped lead to the Steelers' game-clinching field goal...**10/14 at Kansas City:** Had four receptions for 38 yards and the team's first receiving TD...led the team in receptions for the fourth straight week...**10/21 at Tampa Bay:** Tied for team lead with three receptions for 44 yards...also had one run for nine yards out of the shotgun formation from the quarterback position...**10/29 vs. Tennessee:** Displayed his versatility, catching, running and even throwing his first pass of the season...finished with two receptions for 20 yards and a TD...took a direct snap from the shotgun formation and raced 36 yards on his only carry...**11/4 vs. Baltimore:** Finished with nine receptions for 97 yards...**11/11 at Cleveland:** Finished with eight receptions for 55 yards, includ-

ing a long of 15 yards...was sacked once for three yards...**11/18 vs. Jacksonville:** Recorded the first 100-yard receiving game of his career...finished with nine receptions for 112 yards, including a 28-yard TD on a screen pass...**11/25 at Tennessee:** Finished with seven receptions for 99 yards, just missing his second consecutive 100-yard game...**12/2 vs. Minnesota:** Finished with three receptions for 37 yards, including a long of 19 yards...**12/9 vs. New York Jets:** Recorded then-single-game highs for receptions (10) and receiving yards (124), his second 100-yard game of the season...also ran three times for 14 yards...accounted for four third-down conversions (three on receptions and one running)...moved into 12th on the Steelers' all-time receptions list with 203 career receptions...**12/16 at Baltimore:** Was held to his lowest reception total of the season...had just one catch for seven yards...ran once for six yards...**12/23 vs. Detroit:** Had seven receptions for 67 yards and one TD to eclipse Yancey Thigpen's Steelers' single-season receptions record (85)...**12/30 at Cincinnati:** Caught three passes for 42 yards with a long of 30...also ran once off a direct snap for 14 yards...**1/6 vs. Cleveland:** Had four catches for 30 yards...**AFC Divisional Game 1/20 vs. Baltimore:** Caught three passes for 37 yards...also had six rushing yards on one carry...**AFC Championship Game 1/27 vs. New England:** Had another solid performance...led the team with six receptions for 64 yards, including a long of 24.

**2000 (16-15):** Had another solid season, leading the team in receptions for the second straight year...finished with 48 receptions for 672 yards and four TDs...also rushed for 53 yards on four carries...**9/3 vs. Baltimore:** Finished with two receptions for 20 yards...also returned one kickoff for 23 yards...**9/17 at Cleveland:** Made his first start of the season for the injured Troy Edwards...had a productive day, leading the team with five receptions for 75 yards, including a 31-yard catch...also nearly broke a kickoff return for a TD, recording a 57-yard return...**9/24 vs. Tennessee:** Earned his second start of the season and responded with a very productive day...led the team with five receptions for 59 yards...also returned three kickoffs for 69 yards, including a long of 31 yards...was credited with one solo special teams tackle...**10/1 at Jacksonville:** Caught two passes for 23 yards, including a long of

## Hines Ward

15 yards...also had one special teams tackle...**10/8 at New York Jets:** Had two receptions for 18 yards...also was credited with one solo stop...**10/15 vs. Cincinnati:** Made a spectacular catch and run for a 77-yard TD on the second play of the game, a play that was the longest pass play by the Steelers since the 1994 season...finished with two catches for 91 yards...**10/22 vs. Cleveland:** Caught one pass for five yards...was credited with one tackle on special teams...**10/29 at Baltimore:** Had another big game for the Steelers, including an outstanding 45-yard TD reception on which he leaped over a Ravens defender and wrestled away the ball as he stepped into the end zone...finished with two receptions for 55 yards...**11/5 at Tennessee:** Caught one pass for seven yards...made a bruising tackle on Derrick Mason on a kick return when it appeared Mason might go the distance...**11/12 vs. Philadelphia:** Finished with two catches for 22 yards...also had one special teams assist...**11/19 vs. Jacksonville:** Caught a Kordell Stewart pass and raced 22 yards for a 32-yard TD reception, his third TD of the season...finished with three receptions for 60 yards...also returned two kickoffs for 47 yards, including a 26-yarder...**11/26 at Cincinnati:** Led the team with four receptions for 70 yards, including a 34-yard TD...also had two carries for 38 yards, including a 23-yard reverse...threw a key block on Mark Bruener's TD catch...**12/3 vs. Oakland:** Led the team for the second consecutive week with four receptions for 36 yards...also had one run for three yards...**12/10 at New York Giants:** Tied Bobby Shaw with a team-high six receptions for 64 yards...had a long of 23...**12/16 vs. Washington:** Tied Shaw with a team-high three receptions...totaled 31 yards...also rushed for 12 yards on a reverse...was credited with one special teams assist...**12/24 at San Diego:** Caught four passes 36 yards.

**1999 (16-14):** Tied for the team lead with Troy Edwards with 61 receptions for 638 yards...averaged 10.5 yards a reception and scored a team-high seven TD receptions...also had one punt return for two yards and one kickoff return for 24 yards...also served as a valuable member of the special teams...started in 14-of-16 games...led the team with a 16.4 yards-per-reception average...**9/12 at Cleveland:** Displayed his big-play capabilities in season opener...had the longest reception in the

game, connecting with Kordell Stewart on a 42-yard gain that led to the Steelers' second TD...finished the game with three catches for 51 yards and a TD...scored on a one-yard pass from Mike Tomczak for the Steelers' final TD in the fourth quarter, Ward's first career TD...**9/19 at Baltimore:** Started his second straight game at wide receiver...finished with two receptions for 31 yards, a team-high 15.5 yards a catch...also had his first run of the season, a three-yard gain on a reverse...**9/26 vs. Seattle:** Finished with two catches for 18 yards...also was credited with a special teams tackle and a tackle on an interception...**10/3 vs. Jacksonville:** Caught two passes for 19 yards...**10/10 at Buffalo:** Finished with a team-high six receptions for 67 yards and a TD...scored the team's first offensive TD in two games...**10/17 at Cincinnati:** Had three receptions for 18 yards...**10/25 vs. Atlanta:** Tied two other players—Courtney Hawkins and Will Blackwell—for team lead with three receptions in Monday Night game...totaled 28 receiving yards...**11/7 at San Francisco:** Finished with four catches for 31 yards...leaped over a defender to score a 13-yard TD...**11/14 vs. Cleveland:** Collected a team-high four receptions for 39 yards...**11/21 at Tennessee:** Finished with three catches for 20 yards...also registered one special teams tackle...**11/28 vs. Cincinnati:** Caught seven passes, tying Troy Edwards for team honors, for a team-high 89 yards...scored his fourth TD reception of the season to lead the team in that category...also made a possible touchdown-saving tackle on a kickoff return by Tremain Mack...**12/2 at Jacksonville:** Tied Bobby Shaw for team honors with four receptions for 35 yards, including a long of 25 yards...**12/12 vs. Baltimore:** Caught three passes for 43 yards, including a 21-yard TD pass from Jerome Bettis...averaged 14.3 yards per reception...**12/18 at Kansas City:** Finished with four receptions for 41 yards, including a long of 17...reached the 50-reception mark for the season...**12/26 vs. Carolina:** Led the team with five receptions for 40 yards and a touchdown...also had one punt return for two yards...**1/2 vs. Tennessee:** Finished with six catches for 68 yards and one TD despite suffering a fracture in his lower back in the first half...returned one kickoff for 24 yards.

**1998 (16-0):** Finished the season with 15 catches for 246 yards...averaged a team-high 16.4 yards



## Hines Ward

a reception...also had one carry for 13 yards and completed a pass to Kordell Stewart for 17 yards... registered 28 total special teams tackles, which ranked second on the team (one shy of leader John Fiala's 29)...was credited with four downed punts inside the 10-yard line and two saved punts inside the 20 (one at the one-yard line)...**9/6 at Baltimore:** Had the first reception of his career in the season opener, a 12-yard pass from Kordell Stewart...**9/13 vs. Chicago:** Shined on special teams, registering three solo tackles...**9/20 at Miami:** Produced one of the few offensive bright spots with a nifty pass-and-catch for 18 yards...had one special teams tackle...**9/27 vs. Seattle:** Was brilliant on special teams and tied Donta Jones with a team-high two solo special teams tackles...**10/11 at Cincinnati:** Produced another strong special teams performance... was credited with two special teams tackles...also made an excellent play by downing a fourth-quarter Josh Miller punt at the Cincinnati one-yard line that ultimately led to a Steelers' go-ahead field goal late in the game...**10/26 at Kansas City:** Displayed a glimpse of his vast talents, throwing a pass to Stewart for a 17-yard gain and a first down that eventually led to a field goal...also registered one solo special teams tackle...lined up on several four-receiver sets...**11/9 vs. Green Bay:** Had the best day at that point of his rookie season on offense, catching two passes for 56 yards...had a spectacular catch-and-run covering 45 yards late in the second quarter that led to a touchdown...made a key block on Stewart's 30-yard run in the first quarter that set up a Steelers' touchdown...also had five special teams tackles (three solo)...**11/15 at Tennessee:** Had a productive day as a receiver and on the special teams... caught two passes for 21 yards...registered two special teams tackles...nailed Tennessee punter Craig Hentrich for a one-yard loss on a fake punt attempt...**11/22 vs. Jacksonville:** Finished with two catches for 26 yards...also was credited with one special teams tackle...**11/26 at Detroit:** Played well on special teams and as a receiver in the Thanksgiving Day matchup...led the team with four total special teams tackles, including two solo tackles... also had two receptions for 35 yards, including a long play of 25 yards...**12/6 vs. New England:** Col-

lected two receptions for 19 yards...had another strong game on special teams, finishing with three special teams tackles (two solo)...**12/13 at Tampa Bay:** Had an outstanding leaping catch, his only one of the game, for 18 yards...**12/20 vs. Cincinnati:** Had one reception for 17 yards...ran one reverse for 13 yards, his first carry of the season...made a sensational play on a punt, keeping the ball out of the end zone in the second quarter and downing it at the two-yard line that helped lead to a Steelers' touchdown when Carnell Lake returned an interception 27 yards for the score...**12/28 at Jacksonville:** Had one catch for 24 yards in the season finale.

## COLLEGE

Finished his career ranked second in school history with 144 receptions...had 1,965 career receiving yards to rank third in team history...gained 3,870 all-purpose yards, second only to Herschel Walker (5,749)...was a 1997 All-American choice by The Poor Man's Guide to the NFL Draft...earned bachelor's degree in consumer economics. **1997:** Earned All-Southeastern Conference (SEC) honors as a senior...led team with 55 receptions for 715 yards and six touchdowns... had 12 receptions for 154 yards against Wisconsin in the Outback Bowl. **1996:** Was an Academic All-SEC pick...caught 52 passes for 900 yards (17.3 avg.) and five touchdowns...gained 170 yards on 26 carries, returned five punts for 47 yards and 13 kickoffs for 234 yards. **1995:** Started first two games at flanker before moving to tailback for the third game, to quarterback for the fourth game, back to tailback for the seventh game, and then returned to quarterback for the final three games. **1994:** Selected to the All-SEC Freshman team by the Knoxville News-Sentinel.

## PERSONAL

Earned All-American honors from *SuperPrep*, *Blue Chip Illustrated* & *USA Today*, and added All-State & Super Southern Top 100 honors at Forest Park High (Forest Park, Ga.)...was a two-time Clayton County Offensive Player of the Year...rushed for 1,111 yards and 14 touchdowns and completed 122-of-204 passes for 1,575 yards and 14 scores as a quarterback during his senior season...threw for 3,581 yards and 38 scores and rushed for 2,500 yards and 29 touchdowns during his three-year career...lives in Forest Park, Ga...son of Young Ward...Full name: Hines Ward Jr.

## Hines Ward

## Ward's 2010 Game-by-Game Statistics

Date	Opponent	GP	GS	RECEIVING					RUSHING				
				Rec	Yds	Avg	Lg	TD	No	Yds	Avg	Lg	TD
9/12	ATLANTA	1	1	6	108	18.0	25	0	0	0	0.0	0	0
9/19	at Tennessee	1	1	1	9	9.0	9	0	0	0	0.0	0	0
9/26	at Tampa Bay	1	1	3	34	11.3	19	1	1	-2	-2.0	-2	0
10/3	BALTIMORE	1	1	2	14	7.0	9	0	0	0	0.0	0	0
10/17	CLEVELAND	1	1	5	54	10.8	26	1	0	0	0.0	0	0
10/24	at Miami	1	1	7	131	18.7	43	1	0	0	0.0	0	0
10/31	at New Orleans	1	1	3	15	5.0	12	0	0	0	0.0	0	0
11/8	at Cincinnati	1	1	3	10	3.3	8	1	0	0	0.0	0	0
11/14	NEW ENGLAND	1	1	0	0	0.0	0	0	0	0	0.0	0	0
11/21	OAKLAND	1	1	3	28	9.3	13	0	0	0	0.0	0	0
11/28	at Buffalo	1	1	7	107	15.3	24	0	0	0	0.0	0	0
12/5	at Baltimore	1	1	1	13	13.0	13	0	0	0	0.0	0	0
12/12	CINCINNATI	1	1	8	115	14.4	29	0	0	0	0.0	0	0
12/19	N.Y. JETS	1	1	2	34	17.0	18	0	0	0	0.0	0	0
12/23	CAROLINA	1	0	3	38	12.7	23	0	0	0	0.0	0	0
1/2	at Cleveland	1	1	5	45	9.0	13	1	0	0	0.0	0	0
<b>SEASON TOTALS</b>		<b>16</b>	<b>15</b>	<b>59</b>	<b>755</b>	<b>12.8</b>	<b>43</b>	<b>5</b>	<b>1</b>	<b>-2</b>	<b>-2.0</b>	<b>-2</b>	<b>0</b>

## POSTSEASON

1/15	BALTIMORE	1	1	3	25	8.3	12	1	0	0	0.0	0	0
1/23	N.Y. JETS	1	0	2	14	7.0	7	0	0	0	0.0	0	0
2/6	vs. Green Bay	1	1	7	78	11.1	17	1	0	0	0.0	0	0
<b>POSTSEASON TOTALS</b>		<b>3</b>	<b>2</b>	<b>12</b>	<b>117</b>	<b>9.8</b>	<b>17</b>	<b>2</b>	<b>0</b>	<b>0</b>	<b>0.0</b>	<b>0</b>	<b>0</b>

## Ward's 2009 Game-by-Game Statistics

Date	Opponent	GP	GS	RECEIVING					RUSHING				
				Rec	Yds	Avg	Lg	TD	No	Yds	Avg	Lg	TD
9/10	TENNESSEE	1	1	8	103	12.9	30	0	0	0	0.0	0	0
9/20	at Chicago	1	1	6	57	9.5	21	0	0	0	0.0	0	0
9/27	at Cincinnati	1	1	4	82	20.5	41	0	0	0	0.0	0	0
10/4	SAN DIEGO	1	1	8	113	14.1	26	0	0	0	0.0	0	0
10/11	at Detroit	1	1	7	85	12.1	21	1	0	0	0.0	0	0
10/18	CLEVELAND	1	1	8	159	19.9	52	1	0	0	0.0	0	0
10/25	MINNESOTA	1	1	1	3	3.0	3	0	0	0	0.0	0	0
11/9	at Denver	1	1	7	44	6.3	18	2	0	0	0.0	0	0
11/15	CINCINNATI	1	1	4	24	6.0	11	0	0	0	0.0	0	0
11/22	at Kansas City	1	1	10	128	12.8	33	1	0	0	0.0	0	0
11/29	at Baltimore	1	1	3	47	15.7	22	0	0	0	0.0	0	0
12/6	OAKLAND	1	1	6	77	12.8	27	1	0	0	0.0	0	0
12/10	at Cleveland	1	1	4	21	5.3	9	0	0	0	0.0	0	0
12/20	GREEN BAY	1	1	7	126	18.0	54	0	0	0	0.0	0	0
12/27	BALTIMORE	1	1	4	37	9.3	13	0	0	0	0.0	0	0
1/3	at Miami	1	1	8	61	7.6	13	0	0	0	0.0	0	0
<b>SEASON TOTALS</b>		<b>16</b>	<b>16</b>	<b>95</b>	<b>1,167</b>	<b>12.3</b>	<b>54</b>	<b>6</b>	<b>0</b>	<b>0</b>	<b>0.0</b>	<b>0</b>	<b>0</b>

## Ward's 2008 Game-by-Game Statistics

Date	Opponent	GP	GS	RECEIVING					RUSHING				
				Rec	Yds	Avg	Lg	TD	No	Yds	Avg	Lg	TD
9/7	HOUSTON	1	1	6	76	12.7	29	2	0	0	0.0	0	0
9/14	at Cleveland	1	1	5	59	11.8	31	1	0	0	0.0	0	0
9/21	at Philadelphia	1	0	4	34	8.5	16	0	0	0	0.0	0	0
9/29	BALTIMORE	1	0	2	57	28.5	49	0	0	0	0.0	0	0
10/5	at Jacksonville	1	1	7	90	12.9	18	1	0	0	0.0	0	0
10/19	at Cincinnati	1	1	4	60	15.0	29	1	0	0	0.0	0	0
10/26	NEW YORK GIANTS	1	1	3	30	10.0	14	0	0	0	0.0	0	0
11/3	at Washington	1	1	3	39	13.0	14	0	0	0	0.0	0	0



## Ward's 2008 Game-by-Game Statistics (Continued)

Date	Opponent	GP	GS	RECEIVING					RUSHING				
				Rec	Yds	Avg	Lg	TD	Att	Yds	Avg	Lg	TD
11/9	INDIANAPOLIS	1	1	8	112	14.0	41	0	1	4	4.0	4	0
11/16	SAN DIEGO	1	1	11	124	11.3	30	0	0	0	0.0	0	0
11/20	CINCINNATI	1	1	1	37	37.0	37	0	0	0	0.0	0	0
11/30	at New England	1	1	5	37	7.4	11	1	0	0	0.0	0	0
12/7	DALLAS	1	1	1	2	2.0	2	0	0	0	0.0	0	0
12/14	at Baltimore	1	1	8	107	13.4	30	0	0	0	0.0	0	0
12/21	at Tennessee	1	1	7	109	15.6	26	1	0	0	0.0	0	0
12/28	CLEVELAND	1	1	6	70	11.7	24	0	0	0	0.0	0	0
<b>SEASON TOTALS</b>		<b>16</b>	<b>14</b>	<b>81</b>	<b>1,043</b>	<b>12.9</b>	<b>49</b>	<b>7</b>	<b>1</b>	<b>4</b>	<b>4.0</b>	<b>4</b>	<b>0</b>

## POSTSEASON

1/11	SAN DIEGO	1	1	4	70	17.5	41	0	0	0	0.0	0	0
1/18	BALTIMORE	1	1	3	55	18.3	45	0	0	0	0.0	0	0
2/1	vs. Arizona	1	1	2	43	21.5	38	0	0	0	0.0	0	0
<b>POSTSEASON TOTALS</b>		<b>3</b>	<b>3</b>	<b>9</b>	<b>168</b>	<b>18.7</b>	<b>45</b>	<b>0</b>	<b>0</b>	<b>0</b>	<b>0.0</b>	<b>0</b>	<b>0</b>

## Ward's 2007 Game-by-Game Statistics

Date	Opponent	GP	GS	RECEIVING					RUSHING				
				Rec	Yds	Avg	Lg	TD	Att	Yds	Avg	Lg	TD
9/9	at Cleveland	1	1	3	51	17.0	24	1	0	0	0.0	0	0
9/16	BUFFALO	1	1	5	55	11.0	21	0	0	0	0.0	0	0
9/23	SAN FRANCISCO	1	1	1	2	2.0	2	0	1	7	7.0	7	0
9/30	at Arizona												
10/7	SEATTLE												
10/21	at Denver	1	1	7	78	11.1	18	0	0	0	0.0	0	0
10/28	at Cincinnati	1	1	8	88	11.0	21	2	0	0	0.0	0	0
11/5	BALTIMORE	1	1	4	28	7.0	15	0	0	0	0.0	0	0
11/11	CLEVELAND	1	1	7	80	11.4	19	1	0	0	0.0	0	0
11/18	at New York Jets	1	1	2	47	23.5	25	0	0	0	0.0	0	0
11/26	MIAMI	1	1	9	88	9.8	21	0	0	0	0.0	0	0
12/2	CINCINNATI	1	1	11	90	8.2	19	2	0	0	0.0	0	0
12/9	at New England	1	1	5	39	7.8	13	0	1	0	0.0	0	0
12/16	JACKSONVILLE	1	1	3	27	9.0	11	1	1	4	4.0	4	0
12/20	at St. Louis	1	1	6	59	9.8	19	0	0	0	0.0	0	0
12/30	at Baltimore												
<b>SEASON TOTALS</b>		<b>13</b>	<b>13</b>	<b>71</b>	<b>732</b>	<b>10.3</b>	<b>25</b>	<b>7</b>	<b>3</b>	<b>11</b>	<b>3.7</b>	<b>7</b>	<b>0</b>

## POSTSEASON

1/5	JACKSONVILLE	1	1	10	135	13.5	33	0	0	0	0.0	0	0
<b>POSTSEASON TOTALS</b>		<b>1</b>	<b>1</b>	<b>10</b>	<b>135</b>	<b>13.5</b>	<b>33</b>	<b>0</b>	<b>0</b>	<b>0</b>	<b>0.0</b>	<b>0</b>	<b>0</b>

## Ward's 2006 Game-by-Game Statistics

Date	Opponent	GP	GS	RECEIVING					RUSHING				
				Rec	Yds	Avg	Lg	TD	Att	Yds	Avg	Lg	TD
9/7	MIAMI	1	1	5	53	10.6	19	1	0	0	0.0	0	0
9/18	at Jacksonville	1	1	2	29	14.5	18	0	0	0	0.0	0	0
9/24	CINCINNATI	1	1	2	17	8.5	11	0	0	0	0.0	0	0
10/8	at San Diego	1	1	4	49	12.3	24	0	0	0	0.0	0	0
10/15	KANSAS CITY	1	1	5	59	11.8	28	1	0	0	0.0	0	0
10/22	at Atlanta	1	1	8	171	21.4	70t	3	0	0	0.0	0	0
10/29	at Oakland	1	1	8	81	10.1	27	0	0	0	0.0	0	0
11/5	DENVER	1	1	7	127	18.1	63	0	0	0	0.0	0	0
11/12	NEW ORLEANS	1	1	5	86	17.2	37t	1	0	0	0.0	0	0
11/19	at Cleveland	1	1	7	81	11.6	23	0	0	0	0.0	0	0
11/26	at Baltimore	1	1	4	33	8.3	12	0	0	0	0.0	0	0
12/3	TAMPA BAY												

INACTIVE

# 2011 PLAYERS

## Hines Ward

### Ward's 2006 Game-by-Game Statistics (Continued)

Date	Opponent	GP	GS	RECEIVING					RUSHING						
				Rec	Yds	Avg	Lg	TD	Att	Yds	Avg	Lg	TD		
12/7	CLEVELAND														
12/17	at Carolina	1	1	4	59	14.8	21	0		0	0	0.0	0	0	
12/24	BALTIMORE	1	1	8	79	9.9	17	0		0	0	0.0	0	0	
12/31	at Cincinnati	1	1	5	51	10.2	17	0		1	9	9.0	9	0	
<b>SEASON TOTALS</b>		<b>14</b>	<b>14</b>	<b>74</b>	<b>975</b>	<b>13.2</b>	<b>70t</b>	<b>6</b>		<b>1</b>	<b>9</b>	<b>9.0</b>	<b>9</b>	<b>0</b>	

### Ward's 2005 Game-by-Game Statistics

Date	Opponent	GP	GS	RECEIVING					RUSHING						
				Rec	Yds	Avg	Lg	TD	Att	Yds	Avg	Lg	TD		
9/11	TENNESSEE	1	1	2	25	12.5	15	0		1	-1	-1.0	-1	0	
9/18	at Houston	1	1	6	84	14.0	21	2		0	0	0.0	0	0	
9/25	NEW ENGLAND	1	1	4	110	27.5	85t	2		0	0	0.0	0	0	
10/10	at San Diego	1	1	6	83	13.8	33	0		0	0	0.0	0	0	
10/16	JACKSONVILLE														
10/23	at Cincinnati	1	1	3	35	11.7	18	1		1	4	4.0	4	0	
10/31	BALTIMORE	1	1	8	75	9.4	15	0		0	0	0.0	0	0	
11/6	at Green Bay	1	1	1	12	12.0	12	0		0	0	0.0	0	0	
11/13	CLEVELAND	1	1	8	124	15.5	51t	1		0	0	0.0	0	0	
11/20	at Baltimore	1	1	6	81	13.5	32	0		0	0	0.0	0	0	
11/28	at Indianapolis	1	1	3	28	9.3	12t	1		0	0	0.0	0	0	
12/4	CINCINNATI	1	1	9	135	15.0	31	2		1	7	7.0	7	0	
12/11	CHICAGO	1	1	3	27	9.0	14t	1		0	0	0.0	0	0	
12/18	at Minnesota	1	1	2	11	5.5	11	0		0	0	0.0	0	0	
12/24	at Cleveland	1	1	7	105	15.0	32	1		0	0	0.0	0	0	
1/1	DETROIT	1	1	1	40	40.0	40	0		0	0	0.0	0	0	
<b>SEASON TOTALS</b>		<b>15</b>	<b>15</b>	<b>69</b>	<b>975</b>	<b>14.1</b>	<b>85t</b>	<b>11</b>		<b>3</b>	<b>10</b>	<b>3.3</b>	<b>7</b>	<b>0</b>	

### POSTSEASON

1/8	at Cincinnati	1	1	2	10	5.0	5t	1		0	0	0.0	0	0	
1/15	at Indianapolis	1	1	3	68	22.7	45	0		0	0	0.0	0	0	
1/23	at Denver	1	1	5	59	11.8	21	1		1	4	4.0	4	0	
2/5	SEATTLE	1	1	5	123	24.6	43t	1		1	18	18.0	18	0	
<b>POSTSEASON TOTALS</b>		<b>4</b>	<b>4</b>	<b>15</b>	<b>260</b>	<b>17.3</b>	<b>45</b>	<b>3</b>		<b>2</b>	<b>22</b>	<b>11.0</b>	<b>18</b>	<b>0</b>	

### Ward's 2004 Game-by-Game Statistics

Date	Opponent	GP	GS	RECEIVING					RUSHING						
				Rec	Yds	Avg	Lg	TD	Att	Yds	Avg	Lg	TD		
9/12	OAKLAND	1	1	7	99	14.1	39	0		0	0	0.0	0	0	
9/19	at Baltimore	1	1	6	151	25.2	58	1		0	0	0.0	0	0	
9/26	at Miami	1	1	9	96	10.7	24	1		0	0	0.0	0	0	
10/3	CINCINNATI	1	1	6	48	8.0	10	0		1	10	10.0	10	0	
10/10	CLEVELAND	1	1	6	61	10.2	16	0		0	0	0.0	0	0	
10/17	at Dallas	1	1	9	76	8.4	15	0		0	0	0.0	0	0	
10/31	NEW ENGLAND	1	1	6	58	9.7	21	0		1	11	11.0	11	0	
11/7	PHILADELPHIA	1	1	2	32	16.0	20t	1		1	16	16.0	16t	1	
11/14	at Cleveland	1	1	3	42	14.0	22	0		2	-7	-3.5	0	0	
11/21	at Cincinnati	1	1	3	15	5.0	6	0		0	0	0.0	0	0	
11/28	WASHINGTON	1	1	3	42	14.0	17	0		0	0	0.0	0	0	
12/5	at Jacksonville	1	1	4	80	20.0	37t	1		1	0	0.0	0	0	
12/12	NEW YORK JETS	1	1	2	38	19.0	26	0		0	0	0.0	0	0	
12/18	at New York Giants	1	1	9	134	14.9	40	0		0	0	0.0	0	0	
12/26	BALTIMORE	1	1	3	21	7.0	8	0		1	-5	-5.0	-5	0	
1/2	at Buffalo	1	1	2	11	5.5	6	0		0	0	0.0	0	0	
<b>SEASON TOTALS</b>		<b>16</b>	<b>16</b>	<b>80</b>	<b>1,004</b>	<b>12.6</b>	<b>58</b>	<b>4</b>		<b>7</b>	<b>25</b>	<b>3.6</b>	<b>16t</b>	<b>1</b>	



## Ward's 2004 Game-by-Game Statistics (Continued)

## POSTSEASON

Date	Opponent	GP	GS	RECEIVING					TD	RUSHING				
				Rec	Yds	Avg	Lg	Att		Yds	Avg	Lg	TD	
1/15	NEW YORK JETS	1	1	10	105	10.5	18	1	0	0	0.0	0	0	
1/23	NEW ENGLAND	1	1	5	109	21.8	30t	1	0	0	0.0	0	0	
POSTSEASON TOTALS		2	2	15	214	14.3	30t	2	0	0	0.0	0	0	

## Ward's 2003 Game-by-Game Statistics

Date	Opponent	GP	GS	RECEIVING					TD	RUSHING				
				Rec	Yds	Avg	Lg	Att		Yds	Avg	Lg	TD	
9/7	BALTIMORE	1	1	9	91	10.1	28t	2	0	0	0.0	0	0	
9/14	at Kansas City	1	1	9	146	16.2	50	0	1	5	5.0	5	0	
9/21	at Cincinnati	1	1	4	48	12.0	23	1	0	0	0.0	0	0	
9/28	TENNESSEE	1	1	9	76	8.4	24	0	0	0	0.0	0	0	
10/5	CLEVELAND	1	1	2	55	27.5	30	0	0	0	0.0	0	0	
10/12	at Denver	1	1	8	81	10.1	19	0	2	9	4.5	12	0	
10/26	ST. LOUIS	1	1	5	90	18.0	45	2	1	3	3.0	3	0	
11/2	at Seattle	1	1	8	66	8.3	14	1	3	14	4.7	11	0	
11/9	ARIZONA	1	1	6	64	10.7	22t	2	0	0	0.0	0	0	
11/17	at San Francisco	1	1	4	44	11.0	27	0	1	-2	-2.0	-2	0	
11/23	at Cleveland	1	1	1	13	13.0	13	0	0	0	0.0	0	0	
11/30	CINCINNATI	1	1	13	149	11.5	22	1	0	0	0.0	0	0	
12/7	OKLAHOMA	1	1	4	67	16.8	38	0	0	0	0.0	0	0	
12/14	at New York Jets	1	1	5	68	13.6	25	0	0	0	0.0	0	0	
12/21	SAN DIEGO	1	1	6	94	15.7	28	1	3	32	10.7	25	0	
12/28	at Baltimore	1	1	2	11	5.5	7	0	0	0	0.0	0	0	
SEASON TOTALS		16	16	95	1,163	12.2	50	10	11	61	5.5	25	0	

## Ward's 2002 Game-by-Game Statistics

Date	Opponent	GP	GS	RECEIVING					TD	RUSHING				
				Rec	Yds	Avg	Lg	Att		Yds	Avg	Lg	TD	
9/9	at New England	1	1	8	90	11.3	17	1	0	0	0.0	0	0	
9/15	OAKLAND	1	1	7	92	13.1	34t	2	1	-1	-1.0	-1	0	
9/29	CLEVELAND	1	1	9	104	11.6	29	0	0	0	0.0	0	0	
10/6	at New Orleans	1	1	5	45	9.0	21	1	1	11	11.0	11	0	
10/13	at Cincinnati	1	1	4	24	6.0	12	0	1	20	20.0	20	0	
10/21	INDIANAPOLIS	1	1	5	76	15.2	31	2	1	8	8.0	8	0	
10/27	at Baltimore	1	1	8	97	12.1	20	0	0	0	0.0	0	0	
11/3	at Cleveland	1	1	9	79	8.8	12	1	1	8	8.0	8	0	
11/10	ATLANTA	1	1	11	139	12.6	30	1	1	29	29.0	29	0	
11/17	at Tennessee	1	1	10	168	16.8	72t	2	0	0	0.0	0	0	
11/24	CINCINNATI	1	1	5	125	25.0	64t	1	1	39	39.0	39	0	
12/1	at Jacksonville	1	1	8	51	6.4	12	0	2	19	9.5	15	0	
12/8	HOUSTON	1	1	9	76	8.4	17	0	2	7	3.5	7	0	
12/15	CAROLINA	1	1	3	39	13.0	27	0	1	2	2.0	2	0	
12/23	at Tampa Bay	1	1	6	78	13.0	22	0	0	0	0.0	0	0	
12/29	BALTIMORE	1	1	5	46	9.2	23t	1	0	0	0.0	0	0	
SEASON TOTALS		16	16	112	1,329	11.9	72t	12	12	142	11.8	39	0	

## POSTSEASON

1/5	CLEVELAND	1	1	11	104	9.5	19	1	1	4	4.0	4	0
1/11	at Tennessee	1	1	7	82	11.7	21t	2	2	1	0.5	1	0
POSTSEASON TOTALS		2	2	18	186	10.3	21t	3	3	5	1.7	4	0

## Hines Ward

### Ward's 2001 Game-by-Game Statistics

Date	Opponent	GP	GS	RECEIVING					RUSHING				
				Rec	Yds	Avg	Lg	TD	Att	Yds	Avg	Lg	TD
9/9	at Jacksonville	1	1	7	82	11.7	34	0	1	1	1.0	1	0
9/30	at Buffalo	1	1	9	79	8.8	17	0	1	0	0.0	0	0
10/7	CINCINNATI	1	1	8	68	8.5	24	0	0	0	0.0	0	0
10/14	at Kansas City	1	1	4	38	9.5	14	1	0	0	0.0	0	0
10/21	at Tampa Bay	1	1	3	44	14.7	22	0	1	9	9.0	9	0
10/29	TENNESSEE	1	1	2	20	10.0	17	1	1	36	36.0	36	0
11/4	BALTIMORE	1	1	9	97	10.8	19	0	0	0	0.0	0	0
11/11	at Cleveland	1	1	8	55	6.9	15	0	0	0	0.0	0	0
11/18	JACKSONVILLE	1	1	9	112	12.4	28t	1	1	3	3.0	3	0
11/25	at Tennessee	1	1	7	99	14.1	23	0	0	0	0.0	0	0
12/2	MINNESOTA	1	1	3	37	12.3	19	0	0	0	0.0	0	0
12/9	NEW YORK JETS	1	1	10	124	12.4	29	0	3	14	4.7	10	0
12/16	at Baltimore	1	1	1	7	7.0	7	0	1	6	6.0	6	0
12/23	DETROIT	1	1	7	67	9.6	25	1	0	0	0.0	0	0
12/30	at Cincinnati	1	1	3	42	14.0	30	0	1	14	14.0	14	0
1/6	CLEVELAND	1	1	4	32	8.0	12	0	0	0	0.0	0	0
<b>SEASON TOTALS</b>		<b>16</b>	<b>16</b>	<b>94</b>	<b>1,003</b>	<b>10.7</b>	<b>34</b>	<b>4</b>	<b>10</b>	<b>83</b>	<b>8.3</b>	<b>36</b>	<b>0</b>

### POSTSEASON

1/20	BALTIMORE	1	1	3	37	12.3	20	0	1	6	6.0	6	0
1/27	NEW ENGLAND	1	1	6	64	10.7	24	0	1	-2	-2.0	-2	0
<b>POSTSEASON TOTALS</b>		<b>2</b>	<b>2</b>	<b>9</b>	<b>101</b>	<b>11.2</b>	<b>24</b>	<b>0</b>	<b>2</b>	<b>4</b>	<b>2.0</b>	<b>6</b>	<b>0</b>

### Ward's 2000 Game-by-Game Statistics

Date	Opponent	GP	GS	RECEIVING					RUSHING				
				Rec	Yds	Avg	Lg	TD	Att	Yds	Avg	Lg	TD
9/3	BALTIMORE	1	0	2	20	10.0	13	0	0	0	0.0	0	0
9/17	at Cleveland	1	1	5	75	15.0	31	0	0	0	0.0	0	0
9/24	TENNESSEE	1	1	5	59	11.8	17	0	0	0	0.0	0	0
10/1	at Jacksonville	1	1	2	23	11.5	15	0	0	0	0.0	0	0
10/8	at New York Jets	1	1	2	18	9.0	15	0	0	0	0.0	0	0
10/15	CINCINNATI	1	1	2	91	45.5	77t	1	0	0	0.0	0	0
10/22	CLEVELAND	1	1	1	5	5.0	5	0	0	0	0.0	0	0
10/29	at Baltimore	1	1	2	55	27.5	45t	1	0	0	0.0	0	0
11/5	at Tennessee	1	1	1	7	7.0	7	0	0	0	0.0	0	0
11/12	PHILADELPHIA	1	1	2	22	11.0	14	0	0	0	0.0	0	0
11/19	JACKSONVILLE	1	1	3	60	20.0	32t	1	0	0	0.0	0	0
11/26	at Cincinnati	1	1	4	70	17.5	34t	1	2	38	19.0	23	0
12/3	OAKLAND	1	1	4	36	9.0	16	0	1	3	3.0	3	0
12/10	at New York Giants	1	1	6	64	10.7	23	0	0	0	0.0	0	0
12/16	WASHINGTON	1	1	3	31	10.3	13	0	1	12	12.0	12	0
12/24	at San Diego	1	1	4	36	9.0	12	0	0	0	0.0	0	0
<b>SEASON TOTALS</b>		<b>16</b>	<b>15</b>	<b>48</b>	<b>672</b>	<b>14.0</b>	<b>77t</b>	<b>4</b>	<b>4</b>	<b>53</b>	<b>13.3</b>	<b>23</b>	<b>0</b>

### PUNT RETURNS

Date	Opponent	No	Yds	Avg	Lg	TD
9/3	BALTIMORE	1	23	23.0	23	0
9/17	at Cleveland	1	57	57.0	57	0
9/24	TENNESSEE	3	69	23.0	31	0
10/1	at Jacksonville	0	0	0.0	0	0
10/8	at New York Jets	0	0	0.0	0	0
10/15	CINCINNATI	0	0	0.0	0	0
10/22	CLEVELAND	0	0	0.0	0	0
10/29	at Baltimore	0	0	0.0	0	0
11/5	at Tennessee	0	-10	-10.0	-10	0
11/12	PHILADELPHIA	0	0	0.0	0	0

### KICKOFF RETURNS

No	Yds	Avg	Lg	TD
0	0	0.0	0	0
0	0	0.0	0	0
0	0	0.0	0	0
0	0	0.0	0	0
0	0	0.0	0	0
0	0	0.0	0	0
0	0	0.0	0	0
0	0	0.0	0	0
0	0	0.0	0	0
0	0	0.0	0	0



## Ward's 2000 Game-by-Game Statistics (Continued)

Date	Opponent	GP	GS	RECEIVING					TD	RUSHING				
				Rec	Yds	Avg	Lg	Att		Yds	Avg	Lg	TD	
11/19	JACKSONVILLE		2	47	23.5	26	0	0	0	0	0.0	0	0	
11/26	at Cincinnati		0	0	0.0	0	0	0	0	0	0.0	0	0	
12/3	OAKLAND		0	0	0.0	0	0	0	0	0	0.0	0	0	
12/10	at New York Giants		0	0	0.0	0	0	0	0	0	0.0	0	0	
12/16	WASHINGTON		0	0	0.0	0	0	0	0	0	0.0	0	0	
12/24	at San Diego		0	0	0.0	0	0	0	0	0	0.0	0	0	
<b>SEASON TOTALS</b>			<b>7</b>	<b>186</b>	<b>26.6</b>	<b>57</b>	<b>0</b>		<b>0</b>	<b>0</b>	<b>0.0</b>	<b>0</b>	<b>0</b>	

## Ward's 1999 Game-by-Game Statistics

Date	Opponent	GP	GS	RECEIVING					TD	RUSHING				
				Rec	Yds	Avg	Lg	Att		Yds	Avg	Lg	TD	
9/12	at Cleveland	1	1	3	51	17.0	42	1	0	0	0.0	0	0	
9/19	at Baltimore	1	1	2	31	15.5	22	0	1	3	3.0	3	0	
9/26	SEATTLE	1	1	2	18	9.0	10	0	0	0	0.0	0	0	
10/3	JACKSONVILLE	1	1	2	19	9.5	11	0	0	0	0.0	0	0	
10/10	at Buffalo	1	1	6	67	11.2	24	1	1	-5	-5.0	-5	0	
10/17	at Cincinnati	1	1	3	18	6.0	13	0	0	0	0.0	0	0	
10/25	ATLANTA	1	1	3	28	9.3	15	0	0	0	0.0	0	0	
11/7	at San Francisco	1	1	4	31	7.8	13	1	0	0	0.0	0	0	
11/14	CLEVELAND	1	1	4	39	9.8	13	0	0	0	0.0	0	0	
11/21	at Tennessee	1	1	3	20	6.7	9	0	0	0	0.0	0	0	
11/28	CINCINNATI	1	1	7	89	12.7	34	1	0	0	0.0	0	0	
12/2	at Jacksonville	1	1	4	35	8.8	25	0	0	0	0.0	0	0	
12/12	BALTIMORE	1	1	3	43	14.3	21	1	0	0	0.0	0	0	
12/18	at Kansas City	1	0	4	41	10.3	17	0	0	0	0.0	0	0	
12/26	CAROLINA	1	1	5	40	8.0	12	1	0	0	0.0	0	0	
1/2	TENNESSEE	1	1	6	68	11.3	15	1	0	0	0.0	0	0	
<b>SEASON TOTALS</b>		<b>16</b>	<b>15</b>	<b>61</b>	<b>638</b>	<b>10.5</b>	<b>42</b>	<b>7</b>	<b>2</b>	<b>-2</b>	<b>-1.0</b>	<b>3</b>	<b>0</b>	

## PUNT RETURNS

Date	Opponent	No	Yds	Avg	Lg	TD	KICKOFF RETURNS				
							No	Yds	Avg	Lg	TD
9/12	at Cleveland	0	0	0.0	0	0	0	0	0.0	0	0
9/19	at Baltimore	0	0	0.0	0	0	0	0	0.0	0	0
9/26	SEATTLE	0	0	0.0	0	0	0	0	0.0	0	0
10/3	JACKSONVILLE	0	0	0.0	0	0	0	0	0.0	0	0
10/10	at Buffalo	0	0	0.0	0	0	0	0	0.0	0	0
10/17	at Cincinnati	0	0	0.0	0	0	0	0	0.0	0	0
10/25	ATLANTA	0	0	0.0	0	0	0	0	0.0	0	0
11/7	at San Francisco	0	0	0.0	0	0	0	0	0.0	0	0
11/14	CLEVELAND	0	0	0.0	0	0	0	0	0.0	0	0
11/21	at Tennessee	0	0	0.0	0	0	0	0	0.0	0	0
11/28	CINCINNATI	0	0	0.0	0	0	0	0	0.0	0	0
12/2	at Jacksonville	0	0	0.0	0	0	0	0	0.0	0	0
12/12	BALTIMORE	0	0	0.0	0	0	0	0	0.0	0	0
12/18	at Kansas City	0	0	0.0	0	0	0	0	0.0	0	0
12/26	CAROLINA	0	0	0.0	0	0	1	2	2.0	2	0
1/2	TENNESSEE	1	24	24.0	24	0	0	0	0.0	0	0
<b>SEASON TOTALS</b>		<b>1</b>	<b>24</b>	<b>24.0</b>	<b>24</b>	<b>0</b>	<b>1</b>	<b>2</b>	<b>2.0</b>	<b>2</b>	<b>0</b>

## Ward's 1998 Game-by-Game Statistics

Date	Opponent	GP	GS	RECEIVING					TD	RUSHING				
				Rec	Yds	Avg	Lg	Att		Yds	Avg	Lg	TD	
9/6	at Baltimore	1	0	1	12	12.0	12	0	0	0	0.0	0	0	
9/13	CHICAGO	1	0	0	0	0.0	0	0	0	0	0.0	0	0	
9/20	at Miami	1	0	1	18	18.0	18	0	0	0	0.0	0	0	
9/27	SEATTLE	1	0	0	0	0.0	0	0	0	0	0.0	0	0	

## Hines Ward

### Ward's 1998 Game-by-Game Statistics (Continued)

Date	Opponent	GP	GS	RECEIVING					TD	Att	RUSHING				TD
				Rec	Yds	Avg	Lg	Yds			Avg	Lg			
10/11	at Cincinnati	1	0	0	0	0.0	0	0	0	0	0.0	0	0		
10/18	BALTIMORE	1	0	0	0	0.0	0	0	0	0	0.0	0	0		
10/26	at Kansas City	1	0	0	0	0.0	0	0	0	0	0.0	0	0		
11/1	TENNESSEE	1	0	0	0	0.0	0	0	0	0	0.0	0	0		
11/9	GREEN BAY	1	0	2	56	28.0	45	0	0	0	0.0	0	0		
11/15	at Tennessee	1	0	2	21	10.5	11	0	0	0	0.0	0	0		
11/22	JACKSONVILLE	1	0	2	26	13.0	19	0	0	0	0.0	0	0		
11/26	at Detroit	1	0	2	35	17.5	25	0	0	0	0.0	0	0		
12/6	NEW ENGLAND	1	0	2	19	9.5	10	0	0	0	0.0	0	0		
12/13	at Tampa Bay	1	0	1	18	18.0	18	0	0	0	0.0	0	0		
12/20	CINCINNATI	1	0	1	17	17.0	17	0	1	13	13.0	13	0		
12/28	at Jacksonville	1	0	1	24	24.0	24	0	0	0	0.0	0	0		
<b>SEASON TOTALS</b>		<b>16</b>	<b>0</b>	<b>15</b>	<b>246</b>	<b>16.4</b>	<b>45</b>	<b>0</b>	<b>1</b>	<b>13</b>	<b>13.0</b>	<b>13</b>	<b>0</b>		

### Ward's Career Statistics

#### REGULAR SEASON

Year	Team	GP	GS	RECEIVING					TD	Att	RUSHING				TD
				Rec	Yds	Avg	Lg	Yds			Avg	Lg			
1998	Pittsburgh	16	0	15	246	16.4	45	0	1	13	13.0	13	0		
1999	Pittsburgh	16	15	61	638	10.5	42	7	2	-2	-1.0	3	0		
2000	Pittsburgh	16	15	48	672	14.5	77t	4	4	53	13.3	23	0		
2001	Pittsburgh	16	16	94	1,003	10.7	34	4	10	83	8.3	36	0		
2002	Pittsburgh	16	16	112	1,329	11.9	72t	12	12	142	11.8	39	0		
2003	Pittsburgh	16	16	95	1,163	12.2	50	10	11	61	5.5	25	0		
2004	Pittsburgh	16	16	80	1,004	12.6	58	4	7	25	3.6	16t	1		
2005	Pittsburgh	15	15	69	975	14.1	85t	11	3	10	3.3	7	0		
2006	Pittsburgh	14	14	74	975	13.2	70t	6	1	9	9.0	9	0		
2007	Pittsburgh	13	13	71	732	10.3	25	7	2	7	3.5	7	0		
2008	Pittsburgh	16	14	81	1,043	12.9	49	7	1	4	4.0	4	0		
2009	Pittsburgh	16	16	95	1,167	12.3	54	6	0	0	0.0	0	0		
2010	Pittsburgh	16	15	59	755	12.8	43	5	1	-2	-2.0	-2	0		
<b>NFL Totals</b>		<b>202</b>	<b>181</b>	<b>954</b>	<b>11,702</b>	<b>12.3</b>	<b>85t</b>	<b>83</b>	<b>57</b>	<b>428</b>	<b>7.5</b>	<b>39</b>	<b>1</b>		

Year	Team	PUNT RETURNS					KICKOFF RETURNS				
		No	Yds	Avg	Lg	TD	No	Yds	Avg	Lg	TD
1999	Pittsburgh	1	24	24.0	24	0	1	2	2.0	2	0
2000	Pittsburgh	7	186	26.6	57	0	0	0	0.0	0	0
<b>NFL Totals</b>		<b>8</b>	<b>210</b>	<b>26.3</b>	<b>57</b>	<b>0</b>	<b>1</b>	<b>2</b>	<b>2.0</b>	<b>2</b>	<b>0</b>

Special Teams Tackles (42): 28 in '98, 5 in '99, 9 in '00.

#### POSTSEASON

Year	Team	GP	GS	RECEIVING					TD	Att	RUSHING				TD
				Rec	Yds	Avg	Lg	Yds			Avg	Lg			
2001	Pittsburgh	2	2	9	101	11.2	24	0	2	4	2.0	6	0		
2002	Pittsburgh	2	2	18	186	10.3	21t	3	3	5	1.7	4	0		
2004	Pittsburgh	2	2	15	214	14.3	30t	2	0	0	0.0	0	0		
2005	Pittsburgh	4	4	15	260	17.3	45	3	2	22	11.0	18	0		
2007	Pittsburgh	1	1	10	135	13.5	33	0	0	0	0.0	0	0		
2008	Pittsburgh	3	3	9	168	18.7	45	0	0	0	0.0	0	0		
2010	Pittsburgh	3	2	12	117	9.8	17	2	0	0	0.0	0	0		
<b>NFL Totals</b>		<b>17</b>	<b>16</b>	<b>88</b>	<b>1,181</b>	<b>13.4</b>	<b>45</b>	<b>10</b>	<b>7</b>	<b>31</b>	<b>4.4</b>	<b>18</b>	<b>0</b>		



## Ward's Career Passing Totals

Year	Team	Att	Comp	Pct	Yds	TD	INT	Lg	Sack/Lost	Rating
1998	Pittsburgh	1	1	1.000	17	0	0	17	0/0	118.8
1999	Pittsburgh	0	0	0.0	0	0	0	0	0/0	0.0
2000	Pittsburgh	0	0	0.0	0	0	0	0	0/0	0.0
2001	Pittsburgh	1	0	0.0	0	0	0	0	1/3	39.6
2002	Pittsburgh	0	0	0.0	0	0	0	0	0/0	0.0
2003	Pittsburgh	0	0	0.0	0	0	0	0	0/0	0.0
2004	Pittsburgh	0	0	0.0	0	0	0	0	0/0	0.0
2005	Pittsburgh	0	0	0.0	0	0	0	0	0/0	0.0
2006	Pittsburgh	0	0	0.0	0	0	0	0	0/0	0.0
2007	Pittsburgh	0	0	0.0	0	0	0	0	0/0	0.0
2008	Pittsburgh	0	0	0.0	0	0	0	0	0/0	0.0
2009	Pittsburgh	0	0	0.0	0	0	0	0	0/0	0.0
2010	Pittsburgh	0	0	0.0	0	0	0	0	0/0	0.0
<b>NFL Totals</b>		<b>2</b>	<b>1</b>	<b>50.0</b>	<b>17</b>	<b>0</b>	<b>0</b>	<b>17</b>	<b>1/3</b>	<b>79.2</b>

## Ward's Top Games (8)

## Regular Season - 5

## RECEIVING YARDS

171	at Atlanta, 10/22/06	(8 rec., 3 TDs)
168	at Tennessee, 11/17/02	(10 rec., 2 TDs)
159	at Cleveland, 10/18/09	(8 rec., 1 TD)
151	at Baltimore, 9/19/04	(6 rec., 1 TD)
149	CINCINNATI, 11/30/03	(13 rec., 1 TD)

## RECEPTIONS

13	CINCINNATI, 11/30/03	(149 yds., 1 TD)
11	SAN DIEGO, 11/16/08	(124 yds., 0 TDs)
	CINCINNATI, 12/2/07	(90 yds., 2 TDs)
	ATLANTA, 11/10/02	(139 yds., 1 TD)
10	at Tennessee, 11/17/02	(168 yds., 2 TDs)
	at Kansas City, 11/22/09	(128 yds., 1 TD)

## LONGEST RECEPTIONS

85t	NEW ENGLAND, 9/25/05
77t	CINCINNATI, 10/15/00
72t	at Tennessee, 11/17/02
70t	at Atlanta, 10/22/06
64t	CINCINNATI, 11/24/02

## Postseason - 3

## RECEIVING YARDS

135	JACKSONVILLE, 1/5/08	(10 rec., 0 TDs)
123	vs. Seattle*, 2/5/06	(5 rec., 1 TD)
109	NEW ENGLAND, 1/23/05	(5 rec., 1 TD)

## RECEPTIONS

11	CLEVELAND, 1/5/03	(104 yds., 1 TD)
10	NEW YORK JETS, 1/15/05	(105 yds., 1 TD)
	JACKSONVILLE, 1/5/08	(135 yds., 0 TDs)

## LONGEST RECEPTIONS

45	vs. Arizona*, 2/1/09
	at Indianapolis, 1/15/06
43t	vs. Seattle*, 2/5/06

\* Super Bowl game

## Ward's Single Game Highs

## Regular Season

Receptions	13	(11/30/03 vs. CINCINNATI)
Yards Receiving	171	(10/22/06 at Atlanta)
Longest Reception	85t	(9/25/05 vs. NEW ENGLAND)
TDs Receiving	3	(10/22/06 at Atlanta)
100-yards Receiving	29	(Last: 12/12/10 vs. CINCINNATI)
Longest KO Return	57	(9/17/00 at Cleveland)

## Postseason

Receptions	11	(1/5/03 vs. CLEVELAND)
Yards Receiving	135	(1/5/08 vs. JACKSONVILLE)
Longest Reception	45	(2/5/06 vs. Seattle*)
TDs Receiving	2	(1/11/03 at Tennessee)
100-yards Receiving	4	(Last: 1/5/08 vs. JACKSONVILLE)

\* Super Bowl game

## Ward's 100-Yard Receiving Games (34)

## Regular Season - 29

Date	Opponent	W-L	Rec.-Yds.	Avg.	Lg.	TD
11/18/01	JACKSONVILLE	W	9-112	12.4	28t	1
12/09/01	NEW YORK JETS	W	10-124	12.4	29	0
9/29/02	CLEVELAND	W	9-104	11.6	29	0
11/10/02	ATLANTA	T	11-139	12.6	30	1
11/17/02	at Tennessee	L	10-168	16.8	72t	2
11/24/02	CINCINNATI	W	5-125	25.0	64t	1
9/14/03	at Kansas City	L	9-146	16.2	50	0
11/30/03	CINCINNATI	L	13-149	11.5	22	1
9/19/04	at Baltimore	L	6-151	25.2	58	1
12/18/04	at New York Giants	W	9-134	14.9	40	0
9/25/05	NEW ENGLAND	L	4-110	27.5	85t	2
11/13/05	CLEVELAND	W	8-124	15.5	51t	1
12/4/05	CINCINNATI	L	9-135	15.0	31	2
12/24/05	at Cleveland	W	7-105	15.0	32	1
10/22/06	at Atlanta	L	8-171	21.4	70t	3
11/5/06	DENVER	L	7-127	18.1	63	0
11/9/08	INDIANAPOLIS	L	8-112	14.0	41	0

## Hines Ward

## Ward's 100-Yard Receiving Games (34) (Continued)

11/16/08	SAN DIEGO	W	11-124	11.3	30	0
12/14/08	at Baltimore	W	8-107	13.4	30	0
12/21/08	at Tennessee	L	7-109	15.6	26	1
9/10/09	TENNESSEE	W	8-103	12.9	30	0
10/4/09	SAN DIEGO	W	8-113	14.1	26	0
10/18/09	CLEVELAND	W	8-159	19.9	52t	1
11/22/09	at Kansas City	L	10-128	12.8	33	1
12/20/09	GREEN BAY	W	7-126	18.0	51	1
9/12/10	ATLANTA	W	6-108	18.0	25	0
10/24/10	MIAMI	W	7-131	18.7	43	1
11/28/10	BUFFALO	W	7-107	15.3	24	0
12/12/10	CINCINNATI	W	8-115	14.4	29	0

## Postseason - 5

1/5/03	CLEVELAND	W	11-104	9.5	19	1
1/15/05	NEW YORK JETS	W	10-105	10.5	18	1
1/23/05	NEW ENGLAND	L	5-109	21.8	30t	1
2/5/06	vs. Seattle*	W	5-123	24.6	43t	1
1/5/08	JACKSONVILLE	L	10-135	13.5	33	0

\* Super Bowl game

## Ward's Regular Season Touchdown Catches (83)

## 1998 Season - none

## 1999 Season - 7 Touchdowns

Date	Opponent	Yards	Quarterback
Sept. 12	at Cleveland	1	Mike Tomczak
Oct. 10	at Buffalo	12	Kordell Stewart
Nov. 7	at San Francisco	13	Kordell Stewart
Nov. 28	CINCINNATI	34	Mike Tomczak
Dec. 12	BALTIMORE	21	Jerome Bettis
Dec. 26	CAROLINA	9	Mike Tomczak
Jan. 2	TENNESSEE	15	Mike Tomczak

## 2000 Season - 4 Touchdowns

Date	Opponent	Yards	Quarterback
Oct. 15	CINCINNATI	77	Kent Graham
Oct. 29	at Baltimore	45	Kordell Stewart
Nov. 19	JACKSONVILLE	32	Kordell Stewart
Nov. 26	at Cincinnati	34	Kordell Stewart

## 2001 Season - 4 Touchdowns

Date	Opponent	Yards	Quarterback
Oct. 14	at Kansas City	5	Kordell Stewart
Oct. 29	TENNESSEE	3	Kordell Stewart
Nov. 18	JACKSONVILLE	28	Kordell Stewart
Dec. 23	DETROIT	5	Kordell Stewart

## 2002 Season - 12 Touchdowns

Date	Opponent	Yards	Quarterback
Sept. 9	at New England	13	Kordell Stewart
Sept. 15	OAKLAND	34	Kordell Stewart
		5	Kordell Stewart
Oct. 6	at New Orleans	2	Tommy Maddox
Oct. 21	INDIANAPOLIS	17	Tommy Maddox
		14	Tommy Maddox
Nov. 3	at Cleveland	20	Tommy Maddox
Nov. 10	ATLANTA	5	Tommy Maddox
Nov. 17	at Tennessee	72	Tommy Maddox
		4	Kordell Stewart
Nov. 24	CINCINNATI	64	Kordell Stewart
Dec. 29	BALTIMORE	23	Tommy Maddox

## Ward's Multiple-TD Games (16)

Date	Opponent	No	Yds	Avg	LG	TD
9/15/02	OAKLAND	7	92	13.1	34t	2
10/21/02	INDIANAPOLIS	5	76	15.2	31	2
11/17/02	at Tennessee	10	168	16.8	72t	2
1/11/03 #	at Tennessee	7	82	11.7	21t	2
9/7/03	BALTIMORE	9	91	10.1	28t	2
10/26/03	ST. LOUIS	5	90	18.0	45	2
11/9/03	ARIZONA	6	64	10.7	22t	2
11/7/04 #	PHILADELPHIA	2	32	16.0	20t	2
9/18/05	at Houston	6	84	14.0	21	2
9/25/05	NEW ENGLAND	4	110	27.5	85t	2
12/4/05	CINCINNATI	9	135	15.0	31	2
10/22/06	at Atlanta	8	171	21.4	70t	3
10/28/07	at Cincinnati	8	88	11.0	21t	2
12/2/07	CINCINNATI	11	90	8.2	19	2
9/7/08	HOUSTON	6	76	12.7	29	2
11/9/09	at Denver	7	44	6.3	18	2

# overtime

% 1 rushing TD on 1 carry for 16 yards

## 2003 Season - 10 Touchdowns

Date	Opponent	Yards	Quarterback
Sept. 7	BALTIMORE	4	Tommy Maddox
		28	Tommy Maddox
Sept. 21	at Cincinnati	7	Tommy Maddox
Oct. 26	ST. LOUIS	9	Tommy Maddox
		22	Tommy Maddox
Nov. 2	at Seattle	2	Tommy Maddox
Nov. 9	ARIZONA	5	Tommy Maddox
		5	Tommy Maddox
Nov. 30	CINCINNATI	16	Tommy Maddox
Dec. 21	SAN DIEGO	20	Tommy Maddox

## 2004 Season - 4 Touchdowns

Date	Opponent	Yards	Quarterback
Sept. 19	at Baltimore	12	Ben Roethlisberger
Sept. 26	at Miami	7	Ben Roethlisberger
Nov. 7	PHILADELPHIA	20	Ben Roethlisberger
Dec. 5	at Jacksonville	37	Ben Roethlisberger

## 2005 Season - 11 Touchdowns

Date	Opponent	Yards	Quarterback
Sept. 18	at Houston	16	Ben Roethlisberger
		14	Ben Roethlisberger
Sept. 25	NEW ENGLAND	85	Ben Roethlisberger
		4	Ben Roethlisberger
Oct. 23	at Cincinnati	4	Ben Roethlisberger
Nov. 13	CLEVELAND	51	Antwaan Randle El
Nov. 28	at Indianapolis	12	Ben Roethlisberger
Dec. 4	CINCINNATI	20	Ben Roethlisberger
		5	Ben Roethlisberger
Dec. 11	CHICAGO	14	Ben Roethlisberger
Dec. 24	at Cleveland	7	Ben Roethlisberger


**Ward's Regular Season Touchdown Catches (83) (Continued)**
**2006 Season - 6 Touchdowns**

Date	Opponent	Yards	Quarterback
Sept. 7	MIAMI	7	Charlie Batch
Oct. 15	KANSAS CITY	13	Ben Roethlisberger
Oct. 22	at Atlanta	11	Ben Roethlisberger
		70	Charlie Batch
		17	Charlie Batch
Nov. 12	NEW ORLEANS	37	Ben Roethlisberger

**2007 Season - 7 Touchdowns**

Date	Opponent	Yards	Quarterback
Sept. 9	at Cleveland	5	Ben Roethlisberger
Oct. 28	at Cincinnati	21	Ben Roethlisberger
		6	Ben Roethlisberger
Nov. 11	CLEVELAND	12	Ben Roethlisberger
Dec. 2	CINCINNATI	2	Ben Roethlisberger
		7	Ben Roethlisberger
Dec. 16	JACKSONVILLE	11	Ben Roethlisberger

**2008 Season - 7 Touchdowns**

Date	Opponent	Yards	Quarterback
Sept. 7	HOUSTON	7	Ben Roethlisberger
		16	Ben Roethlisberger
Sept. 14	at Cleveland	11	Ben Roethlisberger
Oct. 5	at Jacksonville	8	Ben Roethlisberger
Oct. 19	at Cincinnati	16	Byron Leftwich
Nov. 30	at New England	11	Ben Roethlisberger
Dec. 21	at Tennessee	21	Ben Roethlisberger

**Ward's Postseason Touchdown Catches (10)**
**2001 Postseason - None**
**2002 Postseason - 3 Touchdowns**

Date	Opponent	Yards	Quarterback
Jan. 5	CLEVELAND	5	Tommy Maddox
Jan. 11	at Tennessee	8	Tommy Maddox
Jan. 11	at Tennessee	21	Tommy Maddox

**2004 Postseason - 2 Touchdowns**

Date	Opponent	Yards	Quarterback
Jan. 15	N.Y. JETS	4	Ben Roethlisberger
Jan. 23	NEW ENGLAND	30	Ben Roethlisberger

**2009 Season - 6 Touchdowns**

Date	Opponent	Yards	Quarterback
Oct. 11	at Detroit	17	Ben Roethlisberger
Oct. 18	CLEVELAND	51	Ben Roethlisberger
Nov. 9	at Denver	3	Ben Roethlisberger
		3	Ben Roethlisberger
Nov. 22	at Kansas City	8	Ben Roethlisberger
Dec. 6	OAKLAND	11	Ben Roethlisberger

**2010 Season - 5 Touchdowns**

Date	Opponent	Yards	Quarterback
Sept. 26	at Tampa Bay	9	Charlie Batch
Oct. 17	CLEVELAND	8	Ben Roethlisberger
Oct. 24	at Miami	21	Ben Roethlisberger
Nov. 8	at Cincinnati	8	Ben Roethlisberger
Jan. 2	at Cleveland	3	Antwaan Randle El

**2005 Postseason - 3 Touchdowns**

Date	Opponent	Yards	Quarterback
Jan. 8	at Cincinnati	5	Ben Roethlisberger
Jan. 22	at Denver	17	Ben Roethlisberger
Feb. 5	vs. Seattle*	43	Antwaan Randle El

**2007 Postseason - None**
**2008 Postseason - None**
**2010 Postseason - 2 Touchdowns**

Date	Opponent	Yards	Quarterback
Jan. 15	BALTIMORE	8	Ben Roethlisberger
Feb. 6	vs. Green Bay*	8	Ben Roethlisberger

\* Super Bowl game

## DONOVAN WARREN CB

HEIGHT – 5-11

WEIGHT – 193

COLLEGE – Michigan

BIRTHDATE – Jan. 31, 1989

BIRTHPLACE – Long Beach, Calif.

HOW ACQUIRED – FA-'10

NFL EXPERIENCE – 1st Year

30



**PRO** (0-0/0-0): Signed to the Steelers' offseason roster on

January 11, 2011...signed to the N.Y. Jets' practice squad on September 7, 2010...released from the Jets' practice squad on September 6, 2010...released by the Jets on September 4, 2010...originally signed with the Jets as an undrafted rookie free agent on April 29, 2010.

**2010** (0-0): Spent entire season on the N.Y. Jets' practice squad.

**COLLEGE** Started 34-of-36 games in three seasons...named All-Big Ten first-team by the media and All-Big Ten second-team by the league's coaches in 2009...named 2007 Freshman All-American...posted 170 tackles, five tackles for loss, one sack, three fumble recoveries, six interceptions, including one returned for a touchdown and 22 pass breakups. **2007:** Started all 12 games at cornerback...named All-Big Ten first-team by the media and All-Big Ten second-team by the league's coaches...contributed 66 tackles, four interceptions and 11 pass breakups...**2006:** Started 11 games in the secondary...had 52 tackles, 3.5 tackles for loss, five pass breakups, one interception and one fumble recovery. **2005:** Played in all 13 games, starting 11 of them at cornerback...All-American Freshman first-team selection by *The Sporting News*...named All-America first-team Freshman by *CollegeFootballNews.com*...named *The Sporting News* Big Ten Defensive Freshman of the Year...named to *The Sporting*

*News* Freshman All-Big Ten team...finished with 52 tackles, 1.5 tackles for loss, one sack, one forced fumble, two fumble recoveries, one interception and six pass breakups.

**PERSONAL** Attended Polytechnic High School (Long Beach, Calif.)...tallied 114 tackles, 15 pass breakups, five interceptions and three fumble recoveries in his career...added 73 carries for 449 career yards and scored six touchdowns...had 19 receptions for 265 yards and seven TDs...recorded 36 tackles, three interceptions and two fumble recoveries as a senior...carried the ball 72 times for 448 yards and scored six touchdowns senior year...added 14 receptions for 181 yards and two TDs as a senior...collected 51 tackles as a junior...named to the 2006 All-USA second team by *USA Today*...EA Sports second-team All-American at cornerback...participated in the U.S. Army All-American game...selected as a state of California Dream Team member, All-Moore League and All-CIF Pac-5 Division first-team performer...named to *Long Beach Press Telegram's* Best of the West and the *Los Angeles Times* All-Star Football Team...earned all-league, all-area, Student Sports junior All-American, all-state, all-CIF Division I and all-CIF all division honors as a junior...godson of former USC safety and Chicago Bears safety Mark Carrier...uncle, Chuckie Miller, played for the Indianapolis Colts...son of Alvin Warren, who played football at New Mexico State... Full name: Donovan Jamelle Warren.



## GREG WARREN LS

HEIGHT — 6-3

WEIGHT — 252

COLLEGE — North Carolina

BIRTHDATE — Oct. 18, 1981

BIRTHPLACE — Goldsboro, N.C.

HOW ACQUIRED — FA-'05

NFL EXPERIENCE — 7th Year

# 60



### PRO

**(85-0/8-0):** Signed a two-year deal on August 4, 2011...

Signed a three-year contract during the 2008 offseason to keep him with the team through 2010...ended the 2009 season on the Reserve/Injured List after tearing his ACL during Week 14...suffered a season-ending knee injury in Week 5 of the 2008 regular season...entered training camp and made the active roster after the team released veteran long snapper Mike Schneck in the preseason...signed as a free agent long snapper by the Steelers in 2005.

**2010 (16-0/3-0):** Played all 16 regular-season games and all three postseason contests at long-snapper...had three special teams tackles...**9/12 vs. Atlanta:** Played in his 70th career game at long-snapper...**9/19 at Tennessee:** Played in his 71st career game at long-snapper...**9/26 at Tampa Bay:** Played in his 72nd career game at long-snapper...**10/3 vs. Baltimore:** Played in his 72nd career game at long-snapper...**10/17 vs. Cleveland:** Played in his 73rd career game at long-snapper...**10/24 at Miami:** Played in his 73rd career game at long-snapper...**10/31 at New Orleans:** Played in his 74th career game at long-snapper...**11/8 at Cincinnati:** Played in his 75th career game at long-snapper...**11/14 vs. New England:** Played in his 76th career game at long-snapper...**11/21 vs. Oakland:** Played in his 77th career game at long-snapper...**11/28 at Buffalo:** Played in his 78th career game at long-snapper...had one special teams tackle...**12/5 at Baltimore:** Played in his 79th career game at long-snapper...**12/12 vs. Cincinnati:** Played in his 80th career game at long-snapper...**12/19 vs. N.Y. Jets:** Played in his 81st career game at long-snapper...**12/23 vs. Carolina:** Played in his 82nd career game at long-snapper...**1/2 at Cleveland:** Played in his 83rd career game at long-snapper...**AFC Divisional Game 1/15 vs. Baltimore:** Played in his sixth career postseason game at long-snapper...**AFC Championship Game 1/23 vs. N.Y. Jets:** Played in his seventh career postseason contest at long-snapper...**Super Bowl XLV 2/6 vs. Green Bay:** Played in his eighth career postseason contest

at long-snapper.

**Career Special Teams Tackles (17):** 4 in '05, 4 in '06, 4 in '07, 2 in '08, 0 in '09 and 3 in '10.

**2009 (14-0/0-0):** Played in his 69th career game as long snapper before injuring his knee...placed on the Reserve/Injured List before week 15...**9/10 vs. Tennessee:** Played in his 56th career game as a long snapper...**9/20 at Chicago:** Played in his 57th career game as a long snapper...**9/27 at Cincinnati:** Played in his third consecutive game as long snapper...**10/4 vs. San Diego:** Played in his fourth consecutive game as long snapper...**10/11 at Detroit:** Played in his fifth consecutive game as a long snapper...**10/18 vs. Cleveland:** Played in his sixth consecutive game as a long snapper...**10/25 vs. Minnesota:** Played in his seventh consecutive game as a long snapper...**11/9 at Denver:** Played in his eighth consecutive game as a long snapper...**11/15 vs. Cincinnati:** Played in his ninth consecutive game as a long snapper...**11/22 at Kansas City:** Played in his 10th consecutive game as a long snapper...**11/29 at Baltimore:** Played in his 11th consecutive game as a long snapper...**12/6 vs. Oakland:** Played in his 12th consecutive game as a long snapper...**12/10 at Cleveland:** Played in his 13th consecutive game as a long snapper...**12/20 vs. Green Bay:** Played in his 14th consecutive game as a long snapper before injuring his knee...**12/22:** Placed on Reserve/Injured List.

**2008 (7-0/0-0):** Played in the first seven regular-season games as the team's long snapper...suffered a season-ending knee injury during the second half against the Giants on October 26, ending his streak of 55 consecutive games played dating back to his rookie year...had two tackles on special teams...placed on the Reserve/Injured List on October 28...**9/7 vs. Houston:** Played in his 49th straight game as the team's long snapper...**9/14 at Cleveland:** Played in his 50th straight game as the team's long snapper...**9/21 at Philadelphia:** Played in his 51st straight game as the team's long snapper...**9/29 vs. Baltimore:** Played in his 52nd straight game as the team's long snap-

## Greg Warren

per...**10/5 at Jacksonville**: Played in his 53rd straight game as the team's long snapper...**10/19 at Cincinnati**: Played in his 54th straight game as the team's long snapper...recorded two solo tackles on special teams...**10/26 vs. New York Giants**: Played in his 55th straight game as the team's long snapper...left the game in the third quarter with a knee injury...**10/28**: Placed on the Reserve/Injured List with a knee injury.

**2007 (16-0-1-0)**: Appeared in all 16 games and the playoff loss to Jacksonville as the LS...recorded four tackles on special teams...**9/9 at Cleveland**: Handled the long snapping duties...**9/16 vs. Buffalo**: Handled all of the long snapping duties...**9/23 vs. San Francisco**: Took care of the long snapping duties...**9/30 at Arizona**: Took care of the long snapping duties...**10/7 vs. Seattle**: Handled all of the long snapping duties...**10/21 at Denver**: Handled all of the long snapping duties...**10/28 at Cincinnati**: Took care of the long snapping duties...**11/5 vs. Baltimore**: Handled all of the long snapping duties...**11/11 vs. Cleveland**: Took care of all of the long snapping duties and managed one special teams tackle...**11/18 at New York Jets**: Handled all of the long snapping duties...**11/26 vs. Miami**: Took care of all of the long snapping duties...**12/2 vs. Cincinnati**: Took care of all the long snapping duties...**12/9 at New England**: Handled all of the long snapping duties...**12/16 vs. Jacksonville**: Handled all of the long snapping duties and finished with one special teams tackle...**12/20 at St. Louis**: Took care of all the long snapping duties...**12/30 at Baltimore**: Handled all long snapping duties...**AFC Wild Card Game 1/5 vs. Jacksonville**: Took care of all long snapping duties, while playing in his fifth consecutive postseason game and registered two special teams tackles.

**2006 (16-0)**: Served as the team's long snapper in all 16 games...**9/7 vs. Miami**: Played as the team's long snapper...**9/18 at Jacksonville**: Played game as team's long snapper...**9/24 vs. Cincinnati**: Played as the team's long snapper...**10/8 at San Diego**: Saw action as team's long snapper...**10/15 vs. Kansas City**: Played as team's long snapper...**10/22 at Atlanta**: Played as team's long snapper...**10/29 at Oakland**: Played as team's long snapper...recorded a special teams assisted tackle...**11/5 vs. Denver**: Played as team's long snapper...**11/12 vs. New Orleans**: Played as team's long snapper...**11/19 at Cleveland**: Saw action as team's long snapper...**11/26 at Baltimore**: Played as team's long snapper...**12/3 vs. Tampa**

**Bay**: Saw action as team's long snapper...**12/7 vs. Cleveland**: Played as team's long snapper...**12/17 at Carolina**: Played as team's long snapper and recorded one solo special teams tackle...**12/24 vs. Baltimore**: Played as team's long snapper...collected one solo special teams tackle...**12/31 at Cincinnati**: Saw action as team's long snapper.

**2005 (16-0-4-0)**: Served as the team's long snapper in his first season...played in all 16 regular-season games and all four postseason games...special teams unit did not have a muffed punt or snap the entire season...**9/11 vs. Tennessee**: Played as team's long snapper...**9/18 at Houston**: Played as team's long snapper...**9/25 vs. New England**: Played as team's long snapper...recorded a special teams assist...**10/10 at San Diego**: Played as the team's long snapper...**10/16 vs. Jacksonville**: Played as the team's long snapper and recorded a special teams assisted tackle...**10/23 at Cincinnati**: Played as the team's long snapper...**10/31 vs. Baltimore**: Served as the team's long snapper...**11/6 at Green Bay**: Played as the team's long snapper and recorded one special teams solo tackle...**11/13 vs. Cleveland**: Played as the team's long snapper...**11/20 at Baltimore**: Played as team's long snapper...**11/28 at Indianapolis**: Served as the team's long snapper and recorded one special teams solo tackle...**12/4 vs. Cincinnati**: Played as the team's long snapper...**12/11 vs. Chicago**: Served as the team's long snapper...recorded one solo special teams tackle...**12/18 at Minnesota**: Played as team's long snapper...**12/24 at Cleveland**: Served as team's long snapper...**1/1 vs. Detroit**: Played as team's long snapper...**AFC Wild Card Game 1/8 at Cincinnati**: Played as team's long snapper...**AFC Divisional Game 1/15 at Indianapolis**: Played as team's long snapper...**AFC Championship Game 1/22 at Denver**: Played as team's long snapper...**Super Bowl XL 2/5 vs. Seattle**: Served as team's long snapper.

## COLLEGE

Joined the team as a walk-on in 2000, but was awarded a scholarship in 2003...held the UNC long jump (9'-3.5"), squat (500 lbs.), power clean (364) and bench press (360) records for specialists...earned "Elite Ram" status in the weight room...team co-captain...majored in exercise and sports science. **2004**: Played in every game and did not have a bad snap all season...won the Athletic Director's Scholar-Athlete Award. **2003**: Handled all the deep snapping duties for the third consecutive season...played in all 12 games...had four tackles



## Greg Warren

on special teams. **2002:** Handled all deep snapping duties...played in all 12 games...made three special teams tackles. **2001:** Handled all deep snapping duties...played in all 13 games, including the Peach Bowl.

**PERSONAL**

Played four years of football and three years of track and field at Southern Wayne High School (Dudley, N.C)... started for two years at center and deep snapper...

competed in the shot put in track and field...All-Conference honorable mention in football as a senior... All-Conference honorable mention in the shot put... National Honor Society member...is the son of Bob and Debra Warren...has one younger brother, Michael...Full name: Gregory Robert Warren.

**Career Special Teams Tackles (17):** 4 in 2005, 4 in '06, 4 in '07, 2 in '08, 0 in '09 and 3 in '10.

## SWAYZE WATERS K

HEIGHT — 5-11

WEIGHT — 181

COLLEGE — UAB

BIRTHDATE — May 18, 1987

BIRTHPLACE — Jackson, Miss.

HOW ACQUIRED — FA-'11

NFL EXPERIENCE — 1st Year

5

**PRO**

**(0-0/0-0):** Signed by the Steelers on February 14, 2011...released by the Oakland Raiders on September 4, 2010...released by the Detroit Lions on August 26, 2009...originally signed with the Lions as an undrafted rookie free agent on May 5, 2009.

**2010 (0-0/0-0):** Was not on an NFL roster.

**2009 (0-0/0-0):** Was not on an NFL roster.

**COLLEGE**

Finished his career 50-of-64 (.781) on field goals, which is a school record for field goal percentage...averaged 42.4 yards per punt in his two seasons as punter...semifinalist for the Lou Groza Award and named first-team All-Conference USA by the media and a second-team selection by the league's coaches all in 2007...majored in business management. **2008:** Finished his final season at UAB, connecting on 19-of-24 field goal attempts...ranked ninth in the nation with 1.58 field goals per game...averaged 43.6 yards per punt. **2007:** Named a semifinalist for the Groza Award...also tabbed first-team All-Conference USA by media and a second-team selection by conference's head coaches...led conference in field goals made with 22, a UAB single-season record...connected on 22-of-28 field goals during season...was 8-of-10 from 40-49 yards and an impressive 3-of-4 for 50-plus yards...hit five field goals against Alcorn State to set UAB single-game record...also handled punting chores and recorded an

average of 41.4 yards per contest. **2006:** Finished year with nine field goals on 12 attempts...also converted all seven of his extra point tries...handled all kickoff duties throughout the season...had 17 touchbacks during the campaign...had two special teams tackles. **2005:** Served as the primary kickoff man...provided backup role as placekicker and punter but did not attempt a kick in either category...named to Conference USA Commissioner's Honor Roll.

**PERSONAL**

Attended Jackson Prep (Jackson, Miss.)...was his team's leading receiver for three years along with serving as the team's kicker...was named all-state his senior year by the Mississippi Private School Association...was named All-Metro by *The Jackson Clarion Ledger* for his junior and senior years...all-district junior year first-team selection of the Jackson All-Metro and All-Mississippi Private Schools Association teams and second-team all-state in Mississippi...voted MVP his senior year by teammates...as a senior had 35 catches, 813 yards and 10 touchdowns...set a school record with 14 field goals in 2004...kicked a 50 and 51-yard FG in the same game setting a school record...averaged 42.1 yards as the team's punter...also participated in baseball and track during prep career...won baseball team's "Best Offensive Player" award as senior...three times (2003, 2004 and 2005), his baseball team captured MPSA state championship...son of Susan and Joel Waters.

## LAMARR WOODLEY LB

HEIGHT – 6-2

WEIGHT – 265

COLLEGE – Michigan

BIRTHDATE – Nov. 3, 1984

BIRTHPLACE – Saginaw, Mich.

HOW ACQUIRED – D2-'07 (#46)

NFL EXPERIENCE – 5th Year

56



## PRO

**[60-47/7-6]:** Signed a six-year contract extension on August 5, 2011...Signed his one-year contract tender on February 23, 2011...originally drafted by the Steelers in the second round (46th overall) of the 2007 NFL Draft...became the first player in the NFL to post at least one sack in six straight postseason games, surpassing Jason Buck (5 consecutive)...became just the 10th player to register 10 career postseason sacks since 1982...reached double-digits in sacks in just six games, the fewest number of playoff games to record at least 10 sacks since 1982...also had one fumble recovery...

**2010 [16-16/3-3]:** Started all 16 games at LB...his streak of consecutive games with at least a half-sack ended at 10 games, which is a team record...finished the season with 55 tackles...was second on the team in sacks with 10 and second on the team with 31 QB pressures...added two interceptions, one of which was returned for a 14-yard touchdown against Cincinnati in Week 14...also had three forced fumbles, two fumble returns and five pass breakups...was part of a defense that held its opponents to an NFL-best and Steelers' team-record 62.8 rushing yards per game...started all three post-season contests...finished the postseason with 11 tackles and three sacks...**9/12 vs. Atlanta:** Finished with four tackles...had one sack for 10 yards in the first quarter...marked the ninth straight game he posted at least a half-sack, which extended his team record...**9/19 at Tennessee:** Finished with three tackles, two QB pressures, one forced fumble, one interception and one sack...marked the 10th straight game he posted at least a half-sack, which extended his team record...it was his second career interception...**9/26 at Tampa Bay:** Had four tackles, two pass breakups and three QB pressures...did not record at least a half-sack ending his team-record for most consecutive games with a half-sack at 10 games...**10/3 vs. Baltimore:** Had four tackles...was part of a defense that limited the Ravens to

70 yards rushing and forced two turnovers...**10/17 vs. Cleveland:** Had four tackles...had one quarterback pressure and had two pass breakups...posted a nine-yard sack in the first quarter...was part of a defense that had five sacks, forced three Cleveland turnovers and held the Browns to 70 yards rushing...**10/24 at Miami:** Had four tackles and two QB pressures...left the game in the second quarter with a hamstring injury and did not return...was part of a defense that limited the Dolphins to 64 yards rushing...**10/31 at New Orleans:** Had four tackles...had one QB pressure...recovered his first fumble of the year in the fourth quarter...was part of a defense that held the Saints to 30 yards rushing, had two sacks and forced two turnovers...**11/8 at Cincinnati:** Had six tackles...had two sacks...had two QB pressures...had one forced fumble...was part of a defense that held the Bengals to 54 yards rushing and had four sacks...**11/14 vs. New England:** Had three tackles and one QB pressure...**11/21 vs. Oakland:** Had three tackles...had two QB pressures...posted a five-yard sack and forced his third fumble of the season late in the first half...was part of a defense that had six sacks and forced three Oakland turnovers...**11/28 at Buffalo:** Had three tackles...had four QB pressures...was part of a defense that held the Bills to 74 yards rushing, had two sacks and forced two Buffalo turnovers...**12/5 at Baltimore:** Had three tackles...had four QB pressures...recovered his second fumble of the season and returned it 19 yards to set up Pittsburgh's game-winning touchdown in the fourth quarter...was part of a defense that held the Ravens to less than 50 yards rushing and had four sacks...**12/12 vs. Cincinnati:** Posted a seven-yard sack in the second quarter...added a seven-yard sack in the fourth quarter...had a 14-yard interception return for a touchdown in the fourth quarter...it was his third career touchdown (two fumble returns for touchdowns)...marked his third career game against the Bengals with at least two sacks...had three tackles and four QB pressures...was part of a



## LaMarr Woodley

defense that held the Bengals to 34 yards rushing, had three sacks and forced three turnovers...**12/19 vs. N.Y. Jets:** Had three tackles...had two QB pressures...was part of a defense that held the Jets to less than 300 yards of total offense...**12/23 vs. Carolina:** Had one QB pressure and one pass breakup...had four tackles...was part of a defense that held the Panthers to 119 total yards, had four sacks and forced two turnovers...**1/2 at Cleveland:** Had one tackle...had one sack, giving him 10 on the season...was part of a defense that held the Browns to 43 yards rushing, had four sacks and forced three Browns' interceptions...**AFC Divisional Game 1/15 vs. Baltimore:** Played in his fifth career postseason game and made his fourth career postseason start at LB...finished with three tackles...posted a five-yard sack in the first quarter, giving him nine sacks in his first five career postseason games...recovered his first career fumble in the postseason in the third quarter...was part of a defense that held the Ravens to 35 yards rushing, had five sacks and forced three turnovers...**AFC Championship Game 1/23 vs. N.Y. Jets:** Had five tackles...had one QB pressure and one pass breakup...had a seven-yard sack and now has 10 career postseason sacks, including at least one in each of his first six games...became the first player in the NFL to post at least one sack in six straight postseason games, surpassing Jason Buck (5 consecutive)...became just the 10th player to register 10 career postseason sacks since 1982...reached double-digits in sacks in just six games, the fewest number of playoff games to record at least 10 sacks since 1982...**Super Bowl XLV 2/6 vs. Green Bay:** Finished with three tackles and two QB pressures...had a six-yard sack, giving him three career sacks in the Super Bowl, which ties him for second place all-time on career sacks in the Super Bowl...was part of a defense that had three sacks and held the Packers to 55 yards rushing.

**2009 (16-16):** Started all 16 games at OLB...had 84 tackles...led the team with 13.5 sacks, also a career high...had one forced fumble and one fumble recovery that was returned for a touchdown, the second of his career...named AFC Defensive Player of the Week for Week 16...was selected to his first Pro Bowl...**9/10 vs. Tennessee:** Made his eighth consecutive start at OLB...finished with four tackles (one solo), two QB pressures and one pass

defense...**9/20 at Chicago:** Made his ninth consecutive start at OLB...finished with three tackles (two solo) and two QB pressures...**9/27 at Cincinnati:** Made his 10th consecutive start at OLB...finished with three tackles (one solo), one pass defense and one QB pressure...surpassed 100 career tackles (101)...**10/4 vs. San Diego:** Made his 11th consecutive start at OLB...finished with two pressures and one pass breakup...**10/11 at Detroit:** Made his 12th consecutive start at OLB...finished with five solo tackles, two pressures and 2.0 sacks...**10/18 vs. Cleveland:** Made his 13th consecutive start at OLB...recorded five tackles (four solo)...**10/25 vs. Minnesota:** Made his 14th consecutive start at OLB...recorded five tackles (two solo), three pressures and one recovered fumble for a 77-yard touchdown...second fumble return for a touchdown in his career...**11/9 at Denver:** Made his 15th consecutive start at OLB...recorded four solo tackles and one QB hit...**11/15 vs. Cincinnati:** Made his 16th consecutive start at OLB...recorded five tackles (four solo), one pressure and one sack...**11/22 at Kansas City:** Made his 17th consecutive start at OLB...recorded five tackles (four solo), four pressures and two sacks...marked as his fifth career game with multiple sacks...**11/29 at Baltimore:** Made his 18th consecutive start at OLB...recorded seven tackles (six solo), one pressure and one sack...**12/6 vs. Oakland:** Made his 19th consecutive start at OLB...recorded eight tackles (six solo) including three tackles for losses, three QB hits and two sacks...marked his sixth career game with at least two sacks and his third this season...**12/10 at Cleveland:** Made his 20th consecutive start at OLB...recorded eight solo tackles, three QB hits and one sack...marked his fifth consecutive game with a sack...**12/20 vs. Green Bay:** Made his 21st consecutive start at OLB...recorded four tackles (three solo), three QB hits, one pass breakup and a half-sack...marked his sixth straight game with at least a half-sack, the longest tenure in his career...**12/27 vs. Baltimore:** Made his 22nd consecutive start at OLB...recorded 10 tackles (seven solo), two sacks, one pass breakup and a forced fumble...marked his seventh straight game with at least a half-sack, breaking the team's previous record of six held by Greg Lloyd in 1994...**1/3 at Miami:** Made his 23rd consecutive start at OLB...recorded five tackles (four solo), one pass breakup, one QB hit and two sacks.

## LaMarr Woodley

**2008 [15-15/3-3]:** Started 15 regular-season games at OLB in his first season as a starter...missed the November 9 game against the Colts with a calf injury...set career highs across the board with 78 tackles (53 solo), 11.5 sacks, two forced fumbles and a team-high four fumble recoveries...also had one interception and one pass defense...earned GMC Sierra Defensive Player of the Week honors during his first NFL start against the Texans in Week 1 when he made six tackles (four solo), had one sack, one interception and one fumble recovery...won GMC Sierra Defensive Player of the Week again in a Week 7 victory over the Bengals when he recorded five tackles (four solo), had a career-high (tied) two sacks, one forced fumble and one fumble recovery...scored his first NFL touchdown on a seven-yard fumble return against the Ravens on September 29...started all three postseason games...finished second on the team in the post-season with 19 tackles (13 solo)...led the team and the NFL with six postseason sacks...now has two sacks in each of his four postseason games, an NFL record...his forced fumble of Kurt Warner late in Super Bowl XLIII clinched the Steelers' victory...**9/7 vs. Houston:** Made his first career start at OLB...made six tackles (four solo)...had a sack of Matt Schaub in the first quarter for a loss of nine yards...registered his first career interception in the second quarter when he picked off Schaub and returned the ball six yards...recovered a Schaub fumble in the fourth quarter that was forced by James Harrison...finished second (tied) behind Brett Keisel with two QB pressures...**9/14 at Cleveland:** Made his second consecutive start at OLB...finished with six tackles (two solo)...also had one QB pressure...**9/21 at Philadelphia:** Made his third consecutive start at OLB...finished with three tackles (two solo) and one sack...tied Harrison for the team lead with three QB pressures...**9/29 vs. Baltimore:** Made his fourth consecutive start at OLB...finished with a career-high eight tackles (six solo)...had 1.5 sacks and forced one fumble...recovered a Joe Flacco fumble that was forced by Harrison and returned it seven yards for his first career touchdown...**10/5 at Jacksonville:** Made his fifth consecutive start at OLB...finished with seven tackles (six solo)...recorded his second multiple-sack game of the season with two sacks totaling 19 yards...had two QB pressures...**10/19 at**

**Cincinnati:** Started his sixth consecutive game at OLB...finished with five tackles (four solo)...tied his career high with two sacks of Ryan Fitzpatrick for a total loss of 12 yards...on the Bengals next-to-last offensive possession he sacked Fitzpatrick, causing his second forced fumble of the season, which he recovered for his team-leading third recovery of the season...had one QB pressure...**10/26 vs. New York Giants:** Started his seventh consecutive game at OLB...finished with five tackles (three solo)...had two QB pressures...**11/3 at Washington:** Made his eighth consecutive start at OLB...finished with five tackles (three solo)...tied his career high with two sacks...**11/9 vs. Indianapolis:** Was inactive with a calf injury...**11/16 vs. San Diego:** Returned to the lineup after missing the previous game with a calf injury...finished with five tackles (three solo) and one pass defense...had two QB pressures...**11/20 vs. Cincinnati:** Made his 10th career start at OLB...finished with three tackles (two solo)...recorded one sack for a loss of three yards, giving him 10.5 sacks for the season...**11/30 at New England:** Made his third consecutive start at OLB...had four solo tackles, two QB pressures, and one sack...recovered his fourth fumble of the season...**12/7 vs. Dallas:** Made his fourth consecutive start at OLB...finished with six tackles (four solo) and three QB pressures...**12/14 at Baltimore:** Made his fifth consecutive start at OLB...finished with four tackles (three solo) and had two QB pressures...**12/21 at Tennessee:** Made his sixth consecutive start at OLB...finished with six tackles (four solo)...**12/28 vs. Cleveland:** Made his seventh consecutive start at OLB...recorded five tackles (three solo)...**AFC Divisional Game 1/11 vs. San Diego:** Made his first career postseason start at OLB...finished with six tackles (five solo) and two QB pressures...had two sacks, his second consecutive multiple-sack postseason performance...**AFC Championship Game 1/18 vs. Baltimore:** Made his second consecutive postseason start at OLB...finished with a team-high nine tackles (five solo) and had two QB pressures...posted a four-yard sack in the third quarter and a five-yard sack in the fourth quarter...has six sacks in three career postseason games, becoming the first player in NFL history to record three consecutive multiple-sack playoff games...**Super Bowl XLIII 2/1 vs. Arizona:** Made his third consecutive postseason start...recorded four tackles (three solo), had one pass defense,



## LaMarr Woodley

one QB pressure and one forced fumble...recorded two sacks, extending his NFL record for consecutive multiple-sack playoff games to four.

**2007 (13-0-1-0):** Appeared in 13 games and the playoff loss to Jacksonville as a reserve OLB and special teams contributor...had one tackle in NFL debut, a Week 1 win over Cleveland...for the season he registered 13 tackles and four sacks, which tied for third on the team...had five QB pressures...forced a fumble in the Week 7 loss at Denver...had three tackles and two sacks in the playoff loss to Jacksonville...**9/9 at Cleveland:** Played in his first NFL game at OLB...logged his first career tackle...**9/16 vs. Buffalo:** Saw extensive action after James Harrison went down with an injury at the end of the first half...logged two tackles (one solo) while also getting one sack for a loss of eight yards...**9/23 vs. San Francisco:** Had a sack for the second consecutive week for a loss of three yards...**9/30 at Arizona:** Saw his only action on special teams, but did not register a tackle...**10/7 vs. Seattle:** Saw extensive action on special teams and limited action on defense but did not register a tackle...**10/21 at Denver:** Registered his third career sack for a loss of 11 yards...also forced his first career fumble when he sacked Jay Cutler...**10/28 at Cincinnati:** Saw action on special teams only but did not register a tackle...**11/5 vs. Baltimore:** Saw extensive action on special teams and registered one solo tackle...also saw defensive snaps on Baltimore's last two possessions of the game but did not register a defensive tackle...**11/11 vs. Cleveland:** Saw his only action on special teams, but did not register a tackle...**11/18 at New York Jets:** Was inactive...**11/26 vs. Miami:** Was inactive...**12/2 vs. Cincinnati:** Saw his only action on special teams...**12/9 at New England:** Was inactive...**12/16 vs. Jacksonville:** Played in his 11th game of the season and finished with one solo tackle...**12/20 at St. Louis:** Finished the game with a team-high four quarterback pressures and three tackles (one solo)...**12/30 at Baltimore:** Saw action in his third consecutive game and finished with two solo tackles, including a sack for a loss of 14 yards...**AFC Wild Card Game 1/5 vs. Jacksonville:** Saw extensive action on defense, while playing in his first career postseason game and finished with three solo tackles...posted his first postseason sack

in the second quarter for a loss of 13 yards...added his second career postseason sack in the fourth quarter for a loss of six yards.

**COLLEGE** Helped the Wolverines lead the nation in rush defense his senior season, allowing just 43.38 yards per game and ranked fourth nationally with an average of 3.23 quarterback sacks per game...his 50.5 stops behind the line of scrimmage rank second in school history behind Mark Messner (70, 1985-88)...holds the Michigan career record with 10 forced fumbles...his four forced fumbles in 2006 tied the school season record that was set by Mike Taylor in 1971...became the first ever Michigan player to capture the prestigious Lombardi Trophy as the nation's top college football lineman, and he is the ninth player from the Big Ten Conference to receive the honor...was also the first player in school annals to win the Ted Hendricks Award (nation's premier defensive end). **2006:** Consensus All-American first-team selection...named Chevy Defensive Player of the Year...unanimous All-Big Ten Conference first-team choice...named National Defensive Player of the Year by Rivals.com...also chosen Big Ten Defensive Player of the Year by the league's coaches and media...recipient of the Richard Katcher Award, given to U-M's top defensive lineman/outside linebacker, for the second time in his career...shared David Brandon Leadership Award honors with offensive tackle Jake Long...elected team co-captain, starting all 13 games at Rush defensive end...recorded 36 tackles (28 solos) and led the team for the second straight year with 12 sacks for minus 119 yards and 16.5 stops for losses totaling 131 yards...his 119 sack yards are the most ever by a Michigan player in a season...also recovered four fumbles, returning one 54 yards for a touchdown...tied the school season-record with four forced fumbles. **2005:** Earned All-Big Ten Conference honorable mention from the league's coaches and media...started eight games and played in 11 contests at "rush" linebacker, missing the Northwestern game and most of the Ohio State tilt with an arm injury...finished fifth on the team with 48 tackles (28 solos)...led the squad with seven sacks for minus 57 yards and 14 stops for losses of 67 yards...caused three fumbles and recovered another...also deflected one pass. **2004:**

## LaMarr Woodley

All-Big Ten Conference second-team selection by the league's coaches, earning honorable mention from the media...recipient of the Richard Katcher Award, as Michigan's top outside linebacker...played in all 12 games and started 10 contests at right outside linebacker, leading the team with 16 stops for losses of 72 yards...finished second on the squad with 70 tackles (58 solos) and four sacks for minus 40 yards...was named Rose Bowl Defensive Player of the Game after collecting a game-high 11 tackles (9 solos) and four stops for losses of 7 yards vs. Texas (his four stops behind the line of scrimmage vs. the Longhorns matched a Michigan Bowl record and tied for the seventh-best single-game mark in school history). **2003:** *College Football News* and Rivals.com Freshman All-American honorable mention... The Sporting News Freshman All-Big Ten Conference pick...played in all 13 games and made two starts at defensive end (Illinois and Purdue)...registered 23 tackles (15 solos), two sacks for minus 12 yards and four stops for losses totaling 16 yards.

### PERSONAL

Attended Saginaw High School, (Saginaw, Mich.), playing football for head coach Don Durrett...USA Today, Parade, CNN/Sports Illustrated, G&W Recruit-

ing Report and Super Prep All-American first-team choice and named Michigan's Gatorade Player of the Year...Prep Football Report, Super Prep and Max Emfinger's Blue Chip Recruiting rated him the nation's second-best linebacker...Super Prep rated him the second-best player in the Midwest...G&W Recruiting Report ranked Woodley the fourth-best defensive player in the country, while both Rivals.com and College Football News rated him the nation's third-best inside linebacker...member of Prep Star's Dream Team Top 100 list and listed as the best player in Michigan on *The Detroit News* Blue Chip list and by the *Detroit Free Press*...a four-year starter on defense and three-year starter on offense, Woodley collected 192 career tackles at linebacker...also recovered six career fumbles...recorded 80 tackles and 10 sacks as a senior and also blocked one punt that he returned 30 yards for a score...made 120 tackles, 12 sacks, eight pass break-ups and five fumble recoveries in his junior season...also lettered three years in basketball, averaging 13 points and 13 rebounds as a senior, in addition to participating in track, finishing third in the state in the shot put during his junior season... nicknamed "Wood"...son of Janice Staples and Terry Woodley...Full name: LaMarr Dewayne Woodley.

### Woodley's 2010 Game-by-Game Statistics

Date	Opponent	GP	GS	T	AT	TOT	Sacks	Yds	Int/Yds	PD	FF	FR
9/12	ATLANTA	1	1	2	1	3	1.0	10.0	0/0	0	0	0
9/19	at Tennessee	1	1	2	1	3	1.0	5.0	1/8	0	1	0
9/26	at Tampa Bay	1	1	3	1	4	0.0	0.0	0/0	2	0	0
10/3	BALTIMORE	1	1	3	1	4	0.0	0.0	0/0	0	0	0
10/17	CLEVELAND	1	1	3	1	4	1.5	9.0	0/0	2	0	0
10/24	at Miami	1	1	2	2	4	0.0	0.0	0/0	0	0	0
10/31	at New Orleans	1	1	3	1	4	0.0	0.0	0/0	0	0	1
11/8	at Cincinnati	1	1	6	0	6	2.0	16.0	0/0	0	1	0
11/14	NEW ENGLAND	1	1	2	1	3	0.0	0.0	0/0	0	0	0
11/21	OAKLAND	1	1	1	2	3	1.0	5.0	0/0	0	1	0
11/28	at Buffalo	1	1	3	0	3	0.0	0.0	0/0	0	0	0
12/5	at Baltimore	1	1	2	1	3	0.0	0.0	0/0	0	0	1
12/12	CINCINNATI	1	1	2	1	3	2.0	14.0	1/14	0	0	0
12/19	N.Y. JETS	1	1	3	0	3	0.0	0.0	0/0	0	0	0
12/23	CAROLINA	1	1	3	1	4	0.5	3.0	0/0	1	0	0
1/2	at Cleveland	1	1	1	0	1	1.0	3.0	0/0	0	0	0
<b>SEASON TOTALS</b>		<b>16</b>	<b>16</b>	<b>41</b>	<b>14</b>	<b>55</b>	<b>10.0</b>	<b>68.0</b>	<b>2/22</b>	<b>5</b>	<b>3</b>	<b>2</b>

### POSTSEASON

1/15	BALTIMORE	1	1	1	2	3	1.0	5.0	0/0	0	0	1
1/23	N.Y. JETS	1	1	4	1	5	1.0	7.0	0/0	1	0	0
2/6	vs. Green Bay	1	1	3	0	3	1.0	6.0	0/0	0	0	0
<b>POSTSEASON TOTALS</b>		<b>3</b>	<b>3</b>	<b>8</b>	<b>3</b>	<b>11</b>	<b>3.0</b>	<b>18.0</b>	<b>0/0</b>	<b>1</b>	<b>0</b>	<b>1</b>



## LaMarr Woodley

## Woodley's 2009 Game-by-Game Statistics

Date	Opponent	GP	GS	T	AT	TOT	Sacks	Yds	Int	PD	FF	FR
9/10	TENNESSEE	1	1	1	3	4	0.0	0.0	0/0	1	0	0
9/20	at Chicago	1	1	2	1	3	0.0	0.0	0/0	0	0	0
9/27	at Cincinnati	1	1	1	2	3	0.0	0.0	0/0	1	0	0
10/4	SAN DIEGO	1	1	1	2	3	0.0	0.0	0/0	1	0	0
10/11	at Detroit	1	1	5	0	5	2.0	15.0	0/0	0	0	0
10/18	CLEVELAND	1	1	4	1	5	0.0	0.0	0/0	0	0	0
10/25	MINNESOTA	1	1	2	3	5	0.0	0.0	0/0	0	0	1
11/9	at Denver	1	1	4	0	4	0.0	0.0	0/0	0	0	0
11/15	CINCINNATI	1	1	4	1	5	1.0	11.0	0/0	0	0	0
11/22	at Kansas City	1	1	4	1	5	2.0	11.0	0/0	0	0	0
11/29	at Baltimore	1	1	6	1	7	1.0	1.0	0/0	0	0	0
12/6	OAKLAND	1	1	6	2	8	2.0	18.0	0/0	0	0	0
12/10	at Cleveland	1	1	8	0	8	1.0	6.0	0/0	0	0	0
12/20	GREEN BAY	1	1	3	1	4	0.5	3.5	0/0	1	0	0
12/27	BALTIMORE	1	1	7	3	10	2.0	8.0	0/0	1	1	0
1/3	at Miami	1	1	4	1	5	2.0	10.0	0/0	1	0	0
<b>SEASON TOTALS</b>		<b>16</b>	<b>16</b>	<b>62</b>	<b>22</b>	<b>84</b>	<b>13.5</b>	<b>85.5</b>	<b>0/0</b>	<b>6</b>	<b>1</b>	<b>1</b>

## Woodley's 2008 Game-by-Game Statistics

Date	Opponent	GP	GS	T	AT	TOT	Sacks	Yds	Int	PD	FF	FR
9/7	HOUSTON	1	1	4	2	6	1.0	9.0	1/6	0	0	1
9/14	at Cleveland	1	1	2	4	6	0.0	0.0	0/0	0	0	0
9/21	at Philadelphia	1	1	2	1	3	1.0	7.0	0/0	0	0	0
9/29	BALTIMORE	1	1	6	2	8	1.5	19.0	0/0	0	1	1
10/5	at Jacksonville	1	1	6	1	7	2.0	19.0	0/0	0	0	0
10/19	at Cincinnati	1	1	4	1	5	2.0	12.0	0/0	0	1	1
10/26	NEW YORK GIANTS	1	1	3	2	5	0.0	0.0	0/0	0	0	0
11/3	at Washington	1	1	3	2	5	2.0	13.0	0/0	0	0	0
11/9	INDIANAPOLIS						<b>INACTIVE</b>					
11/16	SAN DIEGO	1	1	3	2	5	0.0	0.0	0/0	1	0	0
11/20	CINCINNATI	1	1	2	1	3	1.0	3.0	0/0	0	0	0
11/30	at New England	1	1	4	0	4	1.0	3.0	0/0	0	0	1
12/7	DALLAS	1	1	4	2	6	0.0	0.0	0/0	0	0	0
12/14	at Baltimore	1	1	3	1	4	0.0	0.0	0/0	0	0	0
12/21	at Tennessee	1	1	4	2	6	0.0	0.0	0/0	0	0	0
12/28	CLEVELAND	1	1	3	2	5	0.0	0.0	0/0	0	0	0
<b>SEASON TOTALS</b>		<b>15</b>	<b>15</b>	<b>53</b>	<b>25</b>	<b>78</b>	<b>11.5</b>	<b>85.0</b>	<b>1/6</b>	<b>1</b>	<b>2</b>	<b>4</b>

## POSTSEASON

1/11	SAN DIEGO	1	1	5	1	6	2.0	18.0	0/0	0	0	0
1/18	BALTIMORE	1	1	5	4	9	2.0	9.0	0/0	0	0	0
2/1	vs. Arizona	1	1	3	1	4	2.0	3.0	0/0	1	1	0
<b>POSTSEASON TOTALS</b>		<b>3</b>	<b>3</b>	<b>13</b>	<b>6</b>	<b>19</b>	<b>6.0</b>	<b>30.0</b>	<b>0/0</b>	<b>1</b>	<b>1</b>	<b>0</b>

## Woodley's 2007 Game-by-Game Statistics

Date	Opponent	GP	GS	T	AT	TOT	Sacks	Yds	Int	PD	FF	FR
9/9	at Cleveland	1	0	1	0	1	0.0	0.0	0/0	0	0	0
9/16	BUFFALO	1	0	1	1	2	1.0	8.0	0/0	0	0	0
9/23	SAN FRANCISCO	1	0	1	1	2	1.0	3.0	0/0	0	0	0
9/30	at Arizona	1	0	0	0	0	0.0	0.0	0/0	0	0	0
10/7	SEATTLE	1	0	0	0	0	0.0	0.0	0/0	0	0	0
10/21	at Denver	1	0	2	0	2	1.0	11.0	0/0	0	1	0
10/28	at Cincinnati	1	0	0	0	0	0.0	0.0	0/0	0	0	0
11/5	BALTIMORE	1	0	0	0	0	0.0	0.0	0/0	0	0	0
11/11	CLEVELAND	1	0	0	0	0	0.0	0.0	0/0	0	0	0
11/18	at New York Jets						<b>INACTIVE</b>					

## LaMarr Woodley

## Woodley's 2007 Game-by-Game Statistics (Continued)

Year	Team	GP	GS	T	AT	TOT	Sacks	Yds	Int	PD	FF	FR
11/26	MIAMI						INACTIVE					
12/2	CINCINNATI	1	0	0	0	0	0.0	0.0	0/0	0	0	0
12/9	at New England						INACTIVE					
12/16	JACKSONVILLE	1	0	1	0	1	0.0	0.0	0/0	0	0	0
12/20	at St. Louis	1	0	1	2	3	0.0	0.0	0/0	0	0	0
12/30	at Baltimore	1	0	2	0	2	1.0	14.0	0/0	0	0	0
SEASON TOTALS		13	0	9	4	13	4.0	36.0	0/0	0	1	0

## POSTSEASON

1/5	JACKSONVILLE	1	0	3	0	3	2.0	19.0	0/0	0	0	0
POSTSEASON TOTALS		1	0	3	0	3	2.0	19.0	0/0	0	0	0

## Woodley's Career Statistics

## REGULAR SEASON

Year	Team	GP	GS	T	AT	TOT	Sacks	Yds	Int	PD	FF	FR
2007	Pittsburgh	13	0	9	4	13	4.0	36.0	0/0	0	1	0
2008	Pittsburgh	15	15	53	25	78	11.5	85.0	1/6	1	2	4
2009	Pittsburgh	16	16	62	22	84	13.5	85.5	0/0	6	1	1
2010	Pittsburgh	16	16	41	14	55	10.0	68.0	2/22	5	3	2
NFL Totals		60	47	165	65	230	39.0	272.5	3/28	12	7	7

## POSTSEASON

Year	Team	GP	GS	T	AT	TOT	Sacks	Yds	Int	PD	FF	FR
2007	Pittsburgh	1	0	3	0	3	2.0	19.0	0/0	0	0	0
2008	Pittsburgh	3	3	13	6	19	6.0	30.0	0/0	1	1	0
2010	Pittsburgh	3	3	8	3	11	3.0	18.0	0/0	1	0	1
NFL Totals		7	6	24	9	33	11.0	67.0	0/0	2	1	1

## JASON WORILDS LB

HEIGHT - 6-2

WEIGHT - 262

COLLEGE - Virginia Tech

BIRTHDATE - March 3, 1988

BIRTHPLACE - Carteret, N.J.

HOW ACQUIRED - D2/10 (#52)

NFL EXPERIENCE - 2nd Year

97



**PRO** [14-0/1-0]: Drafted by the Steelers in the second round (52nd overall) of the 2010 NFL Draft.

**2010** [14-0/1-0]: Saw action on special teams and occasionally at linebacker in 14 regular-season games...missed two games because of knee and shoulder injuries...finished the season with two tackles and two sacks...added 16 tackles and one fumble recovery on special teams...saw action in one playoff game on special teams...**9/12 vs. Atlanta**: Made his NFL debut on special teams...had a team-high three special teams tackles...**9/19 at Tennessee**: Was inactive due to a shoulder injury...**9/26 at Tampa Bay**: Saw action on special teams...also saw action at the outside linebacker position...had one

tackle...recorded his first career sack in the fourth quarter...**10/3 vs. Baltimore**: Saw action on special teams...had two special teams tackles...**10/17 vs. Cleveland**: Saw action on special teams...did not have any tackles...**10/24 at Miami**: Saw action on special teams and at linebacker, filling in for injured LB LaMarr Woodley...had four QB pressures...had one special teams tackle...was part of a defense that held Miami to 64 yards rushing...**10/31 at New Orleans**: Saw action on special teams...had one special teams tackle...**11/8 at Cincinnati**: Saw action on special teams...had three special teams tackles...recovered his first fumble of his career during the opening kickoff...**11/14 vs. New England**: Saw action on special teams...had one special teams



tackle... **11/21 vs. Oakland:** Saw action at linebacker and on special teams...had one tackle...posted his second career sack in the fourth quarter, a six-yarder...had one special teams tackle...**11/28 at Buffalo:** Saw action on special teams...**12/5 at Baltimore:** Saw action on special teams...had two special teams tackles...**12/12 vs. Cincinnati:** Saw action on special teams...had one special teams tackle...**12/19 vs. N.Y. Jets:** Saw action on special teams...had one special teams tackle...**12/23 vs. Carolina:** Saw action on special teams...left the game prior to half-time with a knee injury and did not return...**1/2 at Cleveland:** Was inactive due to a knee injury...**AFC Divisional Game 1/15 vs. Baltimore:** Was inactive...**AFC Championship Game 1/23 vs. N.Y. Jets:** Saw action on special teams in his first career postseason contest...**Super Bowl XLV 2/6 vs. Green Bay:** Was inactive.

**COLLEGE** Started 25-of-41 games, recording 133 tackles (64 solos) with 15.5 sacks for minus-113 yards, 34.5 stops for losses totaling 165 yards and 75 pressures, caused five fumbles, deflected two passes, returned a blocked punt seven yards and blocked one field goal attempt...registered 43 total tackles for losses and stopped ball carriers at the line of scrimmage 14 times, delivering 19 of those hits inside the red zone, including eight on goal line plays...his 38 QB pressures in 2009 led the major college ranks, as he joined Darryl Tapp (35 in 2005) and Chris Ellis (38 in 2007) as the only Hokies to produce 30 or more pressures in a season during the Frank Beamer era (1987-present)...Apparel, Housing and Resource Management/Consumer Studies major. **2009:** All-America third-team and All-ACC first-team selection by The NFL Draft Report...earned second-team All-ACC accolades from the league's coaches and media...rated as the second-best defensive end in college football by CBS Sports...named the ACC pre-season Defensive Player of the Year by various news services and football publications...made 50 tackles (16 solos) with 5.0 sacks for minus-31 yards, 11.5 stops for losses of 46 yards and led the nation with a school record-tying 38 quarterback pressures...also caused a fumble...his 38 pressures tied the Tech season-record that was first set by Chris Ellis in 2007. **2008:** Played in 13 games, starting all but the Georgia Tech contest at boundary-side defensive

end...recorded 64 tackles (37 solos), fourth-best on the squad...ranked third in the ACC with a team-high eight sacks for minus-66 yards, as he also paced the Hokies with 18.5 tackles for losses totaling 93 yards and 21 pressures...caused four fumbles, including two that led to Tech TDs...deflected one pass and blocked a field goal...two of his pressures caused interceptions...gave up just three first downs all year, one vs. the run and two vs. the pass...blocked a field goal attempt versus Boston College. **2007:** Appeared in 13 contests, missing the William & Mary clash after spraining his ankle the previous week vs. Ohio University...earned the Excalibur Award, the top honor given to the best performer in Tech's strength and conditioning program...recipient of the George Preas Award as the defensive MVP of spring practice...changed his last name to Worilds...ranked fourth on the team with 14 pressures...registered 17 tackles (9 solos) with 2.5 sacks for minus-16 yards and 4.5 stops for losses totaling 26 yards. **2006:** Played in the team's first two games vs. Northeastern and North Carolina before undergoing season-ending surgery...granted a medical hardship, he finished with four tackles and a pair of quarterback pressures...recovered a blocked punt that he returned seven yards versus North Carolina.

**PERSONAL** Attended Carteret High School (Carteret, N.J.)...became the first player in school history to receive all-state first-team honors in consecutive seasons...The Super Prep and Prep Star All-American selection was rated the seventh-best strong-side defensive end in the nation by Rivals.com and was ranked eighth at his position in the country by Scout.com...added Associated Press all-state honors twice as a defensive end, but also competed as a fullback and outside linebacker...competed as a sprinter and in the weight events for the school's track team...registered 107 tackles that included 10.0 sacks and 18 other stops for loss as a senior, while adding four fumble recoveries, as he forced five fumbles and came up with one interception...rushed for 468 yards on the ground as a fullback, scoring 11 touchdowns...against Perth Amboy, amassed 183 yards on 11 carries that included two TDs, adding two sacks, three stops for loss and caused a fumble that he recovered for another score...delivered 87 tackles, along with 12.0 sacks and 22 stops behind the line of

## Jason Worlds

scrimmage as a junior to garner first-team all-state accolades...also scored four times while picking up 330 yards on 61 carries that season...closed out his gridiron career with 15 touchdowns and 849 yards on the ground, recording 292 tackles with 31 sacks,

42 stops for loss, 14 forced fumbles and three interceptions...went by Jason Adjepong as a freshman but legally changed his last name to Worlds in the summer of 2007...son of Sandra Worlds...Full name: Jason Adjepong Worlds.

## Worlds' 2010 Game-by-Game Statistics

Date	Opponent	GP	GS	T	AT	TOT	Sacks	Yds	Int/Yds	PD	FF	FR
9/12	ATLANTA	1	0	0	0	0	0.0	0.0	0/0	0	0	0
9/19	at Tennessee						INACTIVE					
9/26	at Tampa Bay	1	0	1	0	1	1.0	7.0	0/0	0	0	0
10/3	BALTIMORE	1	0	0	0	0	0.0	0.0	0/0	0	0	0
10/17	CLEVELAND	1	0	0	0	0	0.0	0.0	0/0	0	0	0
10/24	at Miami	1	0	0	0	0	0.0	0.0	0/0	0	0	0
10/31	at New Orleans	1	0	0	0	0	0.0	0.0	0/0	0	0	0
11/8	at Cincinnati	1	0	0	0	0	0.0	0.0	0/0	0	0	0
11/14	NEW ENGLAND	1	0	0	0	0	0.0	0.0	0/0	0	0	0
11/21	OAKLAND	1	0	1	0	1	1.0	6.0	0/0	0	0	0
11/28	at Buffalo	1	0	0	0	0	0.0	0.0	0/0	0	0	0
12/5	at Baltimore	1	0	0	0	0	0.0	0.0	0/0	0	0	0
12/12	CINCINNATI	1	0	0	0	0	0.0	0.0	0/0	0	0	0
12/19	N.Y. JETS	1	0	0	0	0	0.0	0.0	0/0	0	0	0
12/23	CAROLINA	1	0	0	0	0	0.0	0.0	0/0	0	0	0
1/2	at Cleveland						INACTIVE					
SEASON TOTALS		14	0	2	0	2	2.0	13.0	0/0	0	0	0

## POSTSEASON

Year	Team	GP	GS	T	AT	TOT	Sacks	Yds	Int/Yds	PD	FF	FR
1/15	BALTIMORE						INACTIVE					
1/23	N.Y. JETS	1	0	0	0	0	0.0	0.0	0/0	0	0	0
2/6	vs. Green Bay						INACTIVE					
POSTSEASON TOTALS		1	0	0	0	0	0.0	0.0	0/0	0	0	0

## Worlds' Career Statistics

REGULAR SEASON												
Year	Team	GP	GS	T	AT	TOT	Sacks	Yds	Int/Yds	PD	FF	FR
2010	Pittsburgh	14	0	2	0	2	2.0	13.0	0/0	0	0	0
NFL Totals		14	0	2	0	2	2.0	13.0	0/0	0	0	0

Career Special Teams Tackles (16): 16 in '10.

## POSTSEASON

Year	Team	GP	GS	T	AT	TOT	Sacks	Yds	Int/Yds	PD	FF	FR
2010	Pittsburgh	1	0	0	0	0	0.0	0.0	0/0	0	0	0
NFL Totals		1	0	0	0	0	0.0	0.0	0/0	0	0	0



## 2011 DRAFT PICKS - 1st Round

## CAMERON HEYWARD DE

HEIGHT - 6-5

WEIGHT - 288

COLLEGE - Ohio State

BIRTHDATE - May 6, 1989

BIRTHPLACE - Pittsburgh, Pa.

HOW ACQUIRED - D1-'11 (#31)

NFL EXPERIENCE - Rookie

95



## PRO

Drafted by the Steelers in the first round (31st overall) of the 2011 NFL Draft.

## COLLEGE

Started 46-of-52 games at Ohio State, missing just one start in his final 46 appearances...recorded 163 tackles (78 solos) with 15.0 sacks for minus 98 yards, 37.5 stops for losses totaling 150 yards and six quarterback pressures...recovered two fumbles, including one in the end zone for a touchdown...gained 80 yards on a pass theft and broke up five other throws...also caused two fumbles...his 80-yard fumbled interception return vs. Miami in 2010 ranks as the seventh-longest return by a Buckeye in school annals and the longest run back by a defensive lineman...majored in human development. **2010:** Started all 13 games at DE...served as a team captain...earned first-team All-Big Ten Conference honors...Lombardi Award semifinalist and Lott Trophy quarterfinalist...was also named to the Nagurski and Hendricks Awards preseason watch lists...recipient of the Bill Willis Award, given by the OSU coaches to the team's Outstanding Defensive Player...recorded a career-best 48 tackles (23 solos) that included three sacks for minus 25 yards and three quarterback pressures, as he tied for fifth in the conference with 13.0 stops for losses of 42 yards...had a pass deflection, an interception and a fumble recovery. **2009:** Saw action in 13 games, starting 12 of them at DE...earned All-Big Ten Conference second-team honors...was the recipient of the Jack Stephenson Award, given by the coaching staff to the team's Outstanding Defensive Lineman...nominated for the Lombardi Award...recorded 46 tackles (21 solos) with 6.5 sacks for minus 43 yards...registered 10 stops for losses totaling 53 yards and posted a pair of QB pres-

ures...also recovered a fumble. **2008:** Started all 13 games as a sophomore, rotating on the strong-side between end and tackle...registered 36 tackles (13 solos) with three sacks for minus 21 yards and one quarterback pressure...tied for 21st in the Big Ten Conference with 4.5 stops for losses totaling 22 yards...also caused a fumble and deflected a pass. **2007:** Saw action in all 13 games, starting the final eight games at DE...earned Freshman All-American honors from Rivals.com, Scout.com and The Sporting News...also named by TSN to the Freshman All-Big Ten Conference squad...made 33 tackles (21 solos) with 2.5 sacks for minus 9 yards, as his ten stops for losses of 33 yards ranked 21st in the league...caused a fumble and deflected three passes.

## PERSONAL

Attended Peachtree Ridge High School (Suwanee, Ga.)...received a four-star prospect rating from Rivals.com...that recruiting service ranked him as the seventh-best overall prospect in the state of Georgia and the 13th-best defensive tackle in the nation...Scout.com ranked him 15th overall in the state and 20th nationally at his position...a scholar-athlete, Heyward was named the 2006 Georgia Class 5A Defensive Player of the Year, helping Peachtree Ridge capture the state championship that season...produced 103 tackles with 12 quarterback sacks as a sophomore, adding two sacks with 48 stops as a junior before ending his prep career with 88 tackles and eleven sacks during his senior campaign...graduated with a 3.2 grade point average...son of former NFL and Pitt running back Craig "Ironhead" Heyward and Charlotte Heyward-Blackwell...Cameron's stepfather, Cory Blackwell, played football at Wisconsin...Full name: Cameron Phillips Heyward.

2011 DRAFT PICK- 2nd Round

## MARCUS GILBERT OT

HEIGHT - 6-6

WEIGHT - 330

COLLEGE - Florida

BIRTHDATE - Feb. 15, 1988

BIRTHPLACE - Ft. Lauderdale, Fla.

HOW ACQUIRED - 02-'11 (#63)

NFL EXPERIENCE - Rookie

65



## PRO

Drafted by the Steelers in the second round (63rd overall) of the 2011 NFL Draft.

## COLLEGE

Saw action in 53 games, starting 27 of them on the offensive line...recorded 142 knockdowns and 22 touchdown-resulting blocks during that span...majored in family, youth and community science. **2010:** Started all 13 games at left tackle...named a second-team All-SEC selection by The NFL Draft Report...earned third-team All-SEC honors from Phil Steele...registered a career-best 81 knockdowns with 13 touchdown-resulting blocks, as Florida averaged 350.85 yards in total offense and 166.54 rushing yards per game...was a key member of an offensive line that surrendered one sack or less in seven contests. **2009:** Started all 14 games at right tackle...helped block for a unit that led the SEC and ranked sixth nationally with an average of 457/86 yards of total offense per game...helped block for Florida rushers to finish 10th nationally and second in the SEC with an average of 221.79 yards per game. **2008:** Played in 13 games...contributed to Florida's SEC and BCS National Championship Game victories at both offensive guard and tackle, in addition to playing on the field goal unit...helped block for the Gators to lead the SEC in total offense [445.07 ypg.] and rushing, as their ground game placed 10th in the nation with an average of 231.14 yards per game. **2007:** Played in all 13 games as a guard, earning his first career start vs. Florida Atlantic at right guard, replacing Maurkice

Pouncey...helped the team lead the SEC with an average of 457.15 yards per game in total offense. **2006:** Retained his freshman eligibility after only playing in two games.

## PERSONAL

Attended St. Thomas Aquinas High School [Ft. Lauderdale, Fla.]...played guard and tackle on the offensive line during his prep career, as well as doubling on the defensive line...moved over to offense following his sophomore season and became one of three major recruiting prospects...received a four-star prospect rating from both Scout.com and Rivals.com...Scout also regarded him as the 42nd-best offensive lineman in the country...added Class 5A All-District XVI honors and was selected to participate in the 2006 Cali-Florida Bowl...also a member of the varsity basketball team and competed in the shot put and discus throws for the track and field squad...brother, David Walker, was a defensive lineman at Iowa who completed his eligibility following the 2005 season...son of Katrina and Jeffrey Gilbert...father recently retired from the Secret Service...when the Florida Gators visited the White House to celebrate their second national championship in four years in April of 2009, Gilbert received special recognition by President Barack Obama during the ceremony because his father, Jeff, was a Secret Service agent who helped shield the past three presidents from harm...Full name: Marcus Christopher Gilbert.



2011 DRAFT PICK- 3rd Round

## CURTIS BROWN CB

HEIGHT — 6-0

WEIGHT — 185

COLLEGE — Texas

BIRTHDATE — Sept. 24, 1988

BIRTHPLACE — Longview, Texas

HOW ACQUIRED — 03-'11 (#95)

NFL EXPERIENCE — Rookie

40



**PRO** Drafted by the Steelers in the third round (95th overall) of the 2011 NFL Draft.

**COLLEGE** Played in 52 games, starting 27 of them at cornerback...recorded 108 tackles (82 solos) with 2.5 stops for combined losses of 13 yards...caused one fumble...gained 151 yards with one touchdown on two interceptions (75.50 avg.)...deflected 17 pass attempts...blocked one punt and notched one quarterback pressure...gained 199 yards on 14 punt returns (14.21 avg.)...majored in youth and communications studies. **2010:** Played in all 12 games, starting 10 at cornerback...named second-team All-Big 12 Conference...named on the watch lists for the Bronko Nagurski (top college defender) and Jim Thorpe Awards (top college defensive back)...recorded 23 tackles...was a key member of a secondary that finished second in the second in the Big 12 and sixth in the country in pass defense (161.58 ypg), as well as fifth in the league and 36th nationally in pass efficiency defense (118.92 avg.)...registered one interception, gaining 74 yards on the return...deflected four other pass attempts, including three on third-down attempts. **2009:** Started all 14 games in the secondary...named honorable mention All-Big 12 Conference...recipient of the Frank Denius Award as Texas' Most Valuable Special Teams Player...ranked eighth among Longhorns defenders with 47 tackles (34 solos), including 1.5 stops for combined losses of 11 yards...key member of a secondary that finished second in the Big 12 and 19th in the country in pass defense (179.57 ypg), as well as third in the conference and 10th nationally in pass efficiency defense (100.48 avg.)...registered one interception, gaining 77 yards with a touchdown on the return...deflected seven pass attempts...caused one fumble and blocked one punt. **2008:** Played in all 13 games with four starts in the secondary...recorded 28 tackles (23 solos)...registered five pass deflections and added one quarterback pressure. **2007:** Played in all 13 games as a reserve defensive back and on special teams...had 13 tackles (11 solos) with one pass deflection.

**PERSONAL** Attended Gilmer High School (Gilmer, Texas)...a two-time All-State selection...earned 3A All-State first-team honors by the Associated Press and the Texas Sport Writers Association as a senior...Super Team first-team choice by Dave Campbell's Texas Football...participated in the 2007 U.S. Army All-American Bowl as a member of the West team...started at receiver as a junior and senior and at cornerback as a sophomore...concluded his prep career with 119 receptions for 2,183 yards and 25 touchdowns, adding 1,022 yards with 10 more scores on 78 carries...recorded 76 tackles with 23 pass deflections and five interceptions on defense...led Gilmer to a 10-1 overall record as a senior while contributing 970 yards with 14 touchdowns on 40 receptions and 168 yards with another score on 16 carries...added 15 tackles on defense...named District 15-3A Most Valuable Player as a junior while helping his team to a 10-2 overall record...contributed 974 yards with 10 touchdowns on 63 receptions and 750 yards with eight more scores on 47 carries...added 15 tackles and five pass deflections on defense...named District Newcomer of the Year and 13-3A Sophomore of the Year while helping Gilmer claim the 2004 Class 3A Division II State Championship title with a perfect 16-0 overall record...delivered 46 tackles, 18 pass deflections and five interceptions, adding 239 yards with a touchdown on 16 receptions and 104 with another score on 15 carries...given the highest rating of five-stars by Rivals.com, as that recruiting service listed him as the second-best cornerback and 21st overall prospect in the nation, as well as the fourth-best recruit in the state of Texas...also rated a five-star prospect by Scout.com, who ranked him as the third-best cornerback recruit in the country...also excelled as a sprinter and long jumper on Gilmer's track and field squad, recording a 10.6 in the 100-meter dash...raised by his paternal grandmother since he was six weeks old...father, Aundray Taylor, played football as a freshman at Oklahoma State in 1978...uncle, Hosea Taylor, was a defensive end for the Baltimore Colts in 1981 and 1983 after playing college football at the University of Houston (1977-80)...helped victims of Hurricane Katrina with his church during his prep days...Full name: Curtis Jamall Brown.

2011 DRAFT PICK - 4th Round

## CORTEZ ALLEN CB

HEIGHT - 6-1

WEIGHT - 196

COLLEGE - The Citadel

BIRTHDATE - Oct. 29, 1988

BIRTHPLACE - Ocala, Fla.

HOW ACQUIRED - D4-'11 (#128)

NFL EXPERIENCE - Rookie

39



## PRO

Drafted by the Steelers in the fourth round (128th overall) of the 2011 NFL Draft.

## COLLEGE

Started 28-of-39 games for the Bulldogs...recorded 121 tackles (77 solos) with three stops for minus seven yards and a pair of fumble recoveries...deflected 16 passes and intercepted five others for 130 yards in returns and two touchdowns...also returned a partially blocked punt five yards to set up a scoring drive...became the sixth player in Southern Conference history to generate 100 yards via interceptions in a game...his 112 interception return yards as a junior marked just the sixth time a Bulldogs player amassed over 100 return yards in a season (first since 1977)...was also part of a 2009 squad that averaged 37.33 yards per interception return in 2009 (11 for 341 yards), breaking the old FCS team season-record of 34.45 yards per return by the 2001 North Carolina A&T team (20 for 689 yards)...also recorded 13 tackles on special teams...did not allow any receptions in 13 of the 29 games he started...in 2010, became the first NCAA Football Championship defender to intercept the first play from scrimmage and return it for a touchdown in a season opener, accomplishing that feat vs. Chowan University...majored in health and wellness. **2010:** Started all 11 games...earned All-Southern Conference second-team honors from the league's coaches...rated the second-best draft eligible cornerback in the NCAA Football Championship Subdivision ranks by The NFL Draft Report...recorded 23 tackles (13 solos) with a stop for a three-yard loss...led the team with six pass deflections and intercepted two passes for 18 yards,

including one touchdown...made eight of his stops inside the red zone, including two on goal-line plays. **2009:** Started all 11 games...an All-American third-team choice by The NFL Draft Report...received second-team All-Southern Conference honors from the league's media...ranked second on the team with 57 tackles (36 solos)...recovered one fumble and deflected five passes, as he had three interceptions...became the sixth player in school history to record over 100 return yards with his pass thefts (112), the highest total by a Bulldog since 1977...added two tackles on the Bulldogs' kickoff coverage unit. **2008:** Played in all 12 games, starting six at cornerback...finished ninth on the team with 39 tackles (27 solos), as he posted a pair of stops behind the line of scrimmage...recovered a fumble and deflected five passes, as he also fielded a partially blocked punt for a five-yard return. **2007:** Saw action on special teams in four games...finished with a pair of tackles. **2006:** Redshirted as a freshman...appeared briefly in the Georgia Southern game.

## PERSONAL

Attended North Marion High School [Ocala, Fla.] where he was a track standout before joining the football team during his senior campaign...helped the team record a 10-4 record and capture the 2005 regional championship in 2005...earned Class AAA All-State, All-City and All-District V honors, in addition to being named the Colts' Most Improved Player...recorded 45 tackles (24 solos) with five pass deflections, one interception and one fumble recovery during the regular season (11 games)...competed in the prestigious North-South All-Star Classic...son of Patricia and Louis Green...Full name: Cortez Laquan Allen.



2011 DRAFT PICK- 5th Round

## CHRIS CARTER LB

HEIGHT - 6-1

WEIGHT - 248

COLLEGE - Fresno State

BIRTHDATE - April 6, 1989

BIRTHPLACE - Fontana, Calif.

HOW ACQUIRED - 05-'11 (#162)

NFL EXPERIENCE - Rookie

54



## PRO

Drafted by the Steelers in the fifth round (162nd overall) of the 2011 NFL Draft.

## COLLEGE

Started 38-of-49 games (32 at defensive end, six at outside linebacker), including his last 26 at defensive end...recorded 205 tackles (116 solo) with 19.5 sacks (115 yards) and 38 tackles for loss (175 yards)...caused seven fumbles and recovered two...deflected one pass...tied for seventh in Fresno State history with 19.5 sacks...tied for seventh on the school's season-record chart with 11 sacks in 2010...ranks fifth on the school's season records list with 16.5 tackles for loss in 2010...majored in philosophy/pre-law. **2010:** Started all 13 games at DE...All-Western Athletic Conference first-team selection... named the WAC Defensive Player of the Year by the conference's coaches...recipient of Fresno State's Most Valuable Player and Most Valuable Lineman (Defense) awards...ranked seventh on the team with 55 tackles (32 solo), including 11 sacks (63 yards) and 16.5 tackles for loss (93 yards)...led the WAC and tied for ninth in the country in sacks per game (0.85)...tied for second in the conference and 24th in the nation in tackles for loss per game (1.27)...led a unit that finished ninth in the country in sacks per game (2.85)...caused four fumbles, tying for 15th in the nation in that category...tied for seventh on the school's season-record chart with 11 sacks in 2010...ranks fifth on the school's season-record list with 16.5 tackles for loss in 2010. **2009:** Started all 13 games at DE...All-Western Athletic Conference first-team selection...recipient of Fresno State's Most Valuable Line-man Award (Defense)...ranked fifth on the team with

47 tackles (34 solo) with five sacks (36 yards) and 13 tackles for loss (51 yards)...placed fourth in the conference in tackles for loss...tied for fifth in the WAC in sacks...caused two fumbles and recovered one...deflected one pass. **2008:** Started 12-of-13 games...an All-Western Athletic Conference second-team selection at linebacker...began the season at outside linebacker before moving to the defensive line...ranked second on the team with 88 tackles (38 solo) with 3.5 sacks (16 yards) and 6.5 tackles for loss (25 yards)...tied for 10th in the conference in tackles and 16th in sacks. **2007:** Played in 10 games as a true freshman at defensive end...recorded 15 tackles (12 solo) with two tackles for loss (six yards)...caused one fumble and recovered one...made his collegiate debut with a three-yard tackle for loss vs. Sacramento State.

## PERSONAL

Attended Henry J. Kaiser High School (Fontana, Calif.)...inducted into the San Bernardino Hall of Fame...nominated for Old Spice Red Zone Player of the Year...all-state third-team selection...All-CIF, All-County and All-Area choice...named Defensive Most Valuable Player of his league...led Kaiser to a 10-3 overall record while registering 106 tackles with 21 sacks as a senior...collected 89 tackles with 13 sacks and a blocked punt while helping Kaiser to a 10-3 overall record as a junior...rated a three-star prospect by Scout.com...earned Academic All-State honors in high school...son of are LeGenia and David Carter...has one brother, David, and one sister, Sadia...brother, David Carter, played defensive tackle for the UCLA Bruins (2006-2010)...Full name: Chris Darnell Carter.

2011 DRAFT PICK- 6th Round

## KEITH WILLIAMS OG

HEIGHT - 6-5

WEIGHT - 310

COLLEGE - Nebraska

BIRTHDATE - April 8, 1988

BIRTHPLACE - Florissant, Mo.

HOW ACQUIRED - OG-'11 (#196)

NFL EXPERIENCE - Rookie

62



## PRO

Drafted by the Steelers in the sixth round (196th overall) of the 2011 NFL Draft.

## COLLEGE

Played in 50 games, starting 34 of them on the offensive line...named second-team All-Big 12 by Rivals.com, third-Team All-Big 12 by Phil Steele and was named 2010 and 2009 honorable-mention All-Big 12 by the league's coaches and the Associated Press...was part of an offensive line that helped pave the way for the Cornhuskers to lead the Big 12 in rushing offense during the 2010 season...helped block for the Nebraska offense to gain 450.8 yards per game during the 2008 season, which was good for 12th-best in the nation...majored in art. **2010:** Started all 14 games as left guard...named a second-team All-Big 12 performer by Rivals.com, while earning third-team honors from Phil Steele and honorable-mention accolades from the league's coaches and the Associated Press...helped Nebraska rack up 10 games with 200 rushing yards, including back-to-back 300-yard rushing efforts early in the season...helped block for Nebraska rushers to gain 451 yards on the ground at Kansas State, the most by a Nebraska offense in seven seasons...helped block for Nebraska rushers to have 12 100-yard rushing games...helped block for the Nebraska running attack to lead the Big 12 in rushing offense, and produce three players with at least 900 rushing yards...helped pave the way for the Huskers' rushers to have at least 200 rushing yards in 10 of 14 games in 2010. **2009:** Sat out the season opener, then came

off the bench the following two weeks, before regaining his starting job for the remainder of the season...helped Nebraska running back Roy Helu Jr. rush for 1,147 yards and 10 touchdowns, while averaging 5.2 yards per carry...helped protect Nebraska quarterback Zac Lee, who finished fifth on the Nebraska single-season passing chart. **2008:** Started the final nine games...helped block for a Cornhuskers' offense that finished 12th nationally in total offense at 450.8 yards per game...provided protection for quarterback Joe Ganz, who set season records for passing yards, total offense and completion percentage. **2007:** Played in 10 games as a reserve guard...also saw action on special teams...helped block for a Nebraska offense to finish in the top 10 nationally in passing and total offense. **2006:** Redshirted.

## PERSONAL

Attended McCluer North High School (Florissant, Mo.)

Recorded 24 tackles, including one sack and one fumble recovery...earned first-team Class 5A All-State honors...helped lead his squad to back-to-back Missouri Class 5A championship game appearances...recorded 51 total tackles, including five tackles for losses and one sack in earning first-team all-conference honors on defense, and first-team all-metro and all-state honors as an offensive lineman as a junior...ranked among the top 15 players in Missouri by Rivals.com, while PrepStar placed Williams on its All-Midlands region team...son of Marnetta Jackson and Keith Williams Sr. Full name: Keith Phillip Williams.



2011 DRAFT PICK- 7th Round

## BARON BATCH RB

HEIGHT – 5-10

WEIGHT – 210

COLLEGE – Texas Tech

BIRTHDATE – Dec. 21, 1987

BIRTHPLACE – Midland, Texas

HOW ACQUIRED – D7-'11 (#232)

NFL EXPERIENCE – Rookie

35



**PRO** Drafted by the Steelers in the seventh round (232nd overall) of the 2011 NFL Draft.

**COLLEGE** Saw action at running back in 45 career games (11 starts) for the Red Raiders...named 2010 and 2008 All-Big 12 honorable mention by the league's coaches and the Associated Press...ranks eighth on Tech's career rushing yardage list (2,501)...ranks ninth on Tech's career all-purpose yardage list (3,612)...tied for eighth place on Tech's career touchdowns list (32)...had three straight seasons with at least 1,000 all-purpose yards...majored in communication studies. **2010:** Played in 13 games (11 starts), earning All-Big 12 honorable mention by the league's coaches...led the team with 177 carries and 816 yards (4.6 avg.) rushing, while averaging a team-high 62.8 yards per game on the ground...had five rushing touchdowns...caught 32 passes for 226 yards with three touchdowns...became the eighth Texas Tech player with 2,500 career rushing yards...posted third straight season with at least 1,000 all-purpose yards. **2009:** Saw action in all 13 games...had 168 carries for 884 yards with 14 rushing touchdowns...added 57 receptions for 395 yards and one touchdown...capped the season with a 100-yard rushing performance in the

Alamo Bowl win over Michigan State. **2008:** Saw action in all 13 games...named All-Big 12 Conference honorable mention by the league's coaches and the Associated Press...had 758 rushing yards on 113 carries with seven rushing touchdowns...added 45 receptions for 449 yards and one touchdown...averaged 6.7 yards per carry, the most for a Tech back since George Smith average 6.9 yards in 1972. **2007:** Redshirted the entire season recovering from an Achilles injury. **2006:** Saw action in six games before suffering a season-ending injury on the practice field in late October...had nine rushes for 43 yards and one touchdown...added six receptions for 41 yards.

**PERSONAL** Attended Midland High School (Midland, Texas)... Texas Class 5A All-State first team selection... named to 5A Region I First Team and West Texas MVP (TexasHSFootball.com)...turned in 2,005 rushing yards and 28 rushing touchdowns as a senior...also scored three receiving touchdowns... ranked third in state Class 5A in rushing yards and fourth in scoring...rushed for 823 yards on 133 attempts and scored six touchdowns during junior season...also caught 33 passes for 423 yards with six receiving touchdowns...son of Joyce and Juan Batch...Full name: Baron Vaun Batch.

## 2011 ROOKIE FREE AGENTS

## TY BOYLE DE

HEIGHT – 6-4  
WEIGHT – 286  
COLLEGE – North Dakota  
BIRTHDATE – Oct. 20, 1987

BIRTHPLACE – International Falls, Minn.  
HOW ACQUIRED – FA-'11  
NFL EXPERIENCE – Rookie

61



## PRO

Signed by the Steelers as an undrafted rookie free agent on July 26, 2011.

## COLLEGE

Played in 35 games, starting 21 of them...finished career with 80 tackles and 11.5 TFLs...named second-team Great West All-Conference in 2010 and 2009...named 2008 All-Great West Conference honorable mention and earned Great West Conference Academic All-Conference honors...named to the NCC Commissioner's Academic Honor Roll in 2007...majored in economics. **2010:** Started all 11 games...finished with a career-high 38 tackles...added 3.5 TFLs. **2009:** Appeared in 10 games with nine starts at nose guard...named to the Great West All-Conference second team. **2008:** Appeared in 10 games with one

start...led the team with seven TFLs...added 21 tackles...named All-Great West Conference honorable mention and Great West Conference Academic All-Conference honors. **2007:** Appeared in four games...made one tackle...named to NCC Commissioner's Academic Honor Roll. **2006:** Redshirted.

## PERSONAL

Attended Falls High School [International Falls, Minn.]...played both offensive and defensive line...named all-state second team in 2005...named all-area first team and all-conference first team in 2004 and 2005...named 2005 academic all-state first team...lettered four times in football and twice served as team captain...also competed in baseball and hockey...son of Joe and Susan Boyle...Full name: Timothy Ryan Boyle.

## NILES BRINKLEY CB

HEIGHT – 5-10  
WEIGHT – 190  
COLLEGE – Wisconsin  
BIRTHDATE – Jan. 28, 1987

BIRTHPLACE – St. Louis, Mo.  
HOW ACQUIRED – FA-'11  
NFL EXPERIENCE – Rookie

27



## PRO

Signed by the Steelers as an undrafted rookie free agent on July 26, 2011.

## COLLEGE

Played in 43 games, starting 26 in the secondary...finished career with 126 tackles, six interceptions and 28 pass breakups...named honorable mention all-Big Ten in 2010...lettered all four years...majored in life sciences and communication. **2010:** Started all 13 games...led team in pass breakups...finished season with 48 tackles...named honorable mention all-Big Ten. **2009:** Played in 12 games, starting six...tied for second on the team with two interceptions...finished season with 38 tackles. **2008:** Played in 13 games, starting seven...had 40 tackles and a team-best four

interceptions. **2007:** Played in five games, seeing action of special teams and in the secondary. **2006:** Redshirted.

## PERSONAL

PrepStar all-region selection at Beaumont High School (St. Louis)...all-conference selection as a senior after earning all-Metro honors as both a junior and sophomore...made 15 catches for 210 yards as senior...named team's MVP as sophomore when he registered 52 receptions for 930 yards...lettered four times in football and three times in track...four-year honor roll student...son of Lorenzo and Theresa Brinkley...father Lorenzo, Sr. played for the Pittsburgh Steelers...Full name: Niles Brinkley.



## CORBIN BRYANT DE

HEIGHT – 6-4

WEIGHT – 300

COLLEGE – Northwestern

BIRTHDATE – Jan. 4, 1988

BIRTHPLACE – Chicago, Ill.

HOW ACQUIRED – FA-'11

NFL EXPERIENCE – Rookie

71



## PRO

Signed by the Steelers as an undrafted rookie free agent on July 30, 2011.

## COLLEGE

Played in 47 career games, starting 35...finished with 89 tackles, 19.5 TFLs and 4.5 sacks...added one interception, two forced fumbles and two fumble recoveries...earned honorable mention All-Big Ten Conference honors in 2010...named Academic All-Big Ten three times...majored in learning and organizational change. **2010:** Started all 13 games at defensive tackle...served as a team captain...named honorable mention All-Big Ten...named Academic All-Big Ten...finished the season with 25 tackles, 8.5 TFLs and one sack...added his first career interception, one forced fumble and one fumble recovery. **2009:** Started all 13 games at

defensive tackle...had a career-high 30 tackles and a career-high 2.5 sacks...added 5.5 TFLs. **2008:** Saw action in 11 games...had 28 tackles, 5.5 TFLs and one sack...added his first career forced fumble and fumble recovery...named Academic All-Big Ten. **2007:** Saw action in eight games...had five tackles...named Academic All-Big Ten. **2006:** Saw action in two games as a freshman before breaking his leg in practice...earned a medical hardship year.

## PERSONAL

Attended Morgan Park High School (Chicago)...played only one year of high school football...earned honorable mention all-state and all-area honors...had 105 tackles, eight sacks and two forced fumbles...also caught 28 passes for 450 yards and seven touchdowns...member of the school's honor roll...son of Calvin and Priscilla Bryant...Full name: Corbin Sinclair Bryant.

## VAUGHN CHARLTON TE/FB

HEIGHT – 6-4

WEIGHT – 252

COLLEGE – Temple

BIRTHDATE – March 25, 1988

BIRTHPLACE – Landenberg, Pa.

HOW ACQUIRED – FA-'11

NFL EXPERIENCE – Rookie

49



## PRO

Signed by the Steelers as an undrafted rookie free agent on July 26, 2011.

## COLLEGE

Saw action in 40 games, starting 18...played quarterback his first three seasons before switching to tight end before his senior season...finished his career with three receptions for 15 yards...was 232-for-436 on pass attempts (53.2%) for 2,615 yards with 15 touchdowns and 14 interceptions...an Academic All-MAC Honorable Mention selection in 2010...recipient of the 2010 Owl Club Academic Award...named to the Philadelphia Inquirer's Academic All-Area team in 2010...2010 preseason first-team All-MAC selec-

tion by Phil Steele's College Football...cited on the 2010 Athletic Director's Honor Roll...recipient of the 2009 Captains' Award...cited on the 2009 Athletic Director's Honor Roll...lettered all four seasons...majored in human resource management. **2010:** Played in all 12 games with two starts...served as team captain for three games...played at TE after playing his first three seasons at QB...also played on the field goal unit as the holder...caught his only three passes of his career for 15 yards. **2009:** Played in all 13 games with nine starts at QB...served as a team captain...also served as the holder for field goals and extra points...finished the season 107-of-213 for 1,390 yards and 10 touch-

## Vaughn Charlton

downs...received the starting nod against UCLA in the EagleBank Bowl...went 13-of-23 for 159 yards and two touchdowns against the Bruins, setting six Temple bowl passing records...threw a career-high 317 yards, including a career-long 75-yard pass, against Villanova. **2008:** Redshirted. **2007:** Played in seven games with four starts...finished the season 78-for-137 for 808 yards with three touchdowns and one interception. **2006:** Played in eight games with three starts as a true freshman...finished the season 47-for-85 for 417 yards with two touchdowns and two interceptions.

**PERSONAL** Attended Avon Grove High School in West Grove, Pa... Prep Star All-Atlantic Region honoree...three-year starter at QB, completing 98-of-195 passes for 1,337 yards and nine TDs in 2005...played in the 2006 Chester County Valor Bowl All-Star Game...two-time All-SCCL selection...completed 58-of-78 passes for 972 yards and nine TDs as a junior...the first player in school history to sign a Division I NLI...also lettered in basketball...son of Vaughn, Jr. and Deborah Charlton...Full name: Vaughn Wingate Charlton.

## MIGUEL CHAVIS TE

HEIGHT - 6-5

WEIGHT - 285

COLLEGE - Clemson

BIRTHDATE - Oct. 26, 1988

BIRTHPLACE - Fayetteville, N.C.

HOW ACQUIRED - FA-'11

NFL EXPERIENCE - Rookie

46



**PRO** Signed by the Steelers as an undrafted rookie free agent on July 26, 2011.

**COLLEGE** Saw action in 43 games...finished with 40 tackles, one sack and two TFLs...lettered all four years on the team...majored in political science. **2010:** Saw action in seven games, missing six due to an injury...finished the season with 16 tackles. **2009:** Saw action in 14

games...had 28 tackles and added his only sack of collegiate career. **2008:** Saw action in 12 games...finished with eight tackles. **2007:** Played in 10 games...finished the year with four tackles.

**PERSONAL** Prepped at Hargrave Military Academy (Chatham, Va)...recorded 49 tackles, three sacks and two fumble recoveries...son of Diane Crawford and Alvin Chavis...Full name: Alvin Miguel Chavis.



## JOHN CLAY RB

HEIGHT – 6-1

WEIGHT – 248

COLLEGE – Wisconsin

BIRTHDATE – Jan. 4, 1988

BIRTHPLACE – Racine, Wisc.

HOW ACQUIRED – FA-'11

NFL EXPERIENCE – Rookie

# 38



### PRO

Signed by the Steelers as an undrafted rookie free agent on July 26, 2011.

### COLLEGE

Played in 38 games, starting 17...finished his career seventh in school history with 3,413 rushing yards...finished third in school history with 5.43 yards-per-rush...his 41 career rushing touchdowns ranks fifth in school history, as does his 18 career 100-yard rushing games...finished his career seventh in school history with 629 carries and eighth with 240 career points...rushed for 100 yards and scored at least one touchdown in 10 straight games, which is also a record...a Doak Walker Award finalist in 2010...named third-team All-American by the Associated Press in 2010...named a consensus second-team All-Big Ten in 2010...named to the watch lists for the Walter Camp Award, Maxwell Award and Doak Walker award before the 2010 season...named Big Ten Offensive Player of the Year for his 2009 season...selected first-team All-Big Ten by media and coaches in 2009...honorable mention All-American [collegefootballnews.com]...named the Champs Sports Bowl MVP...honorable mention Freshman All-American [collegefootballnews.com] in 2008...lettered in all three seasons played...majored in family, consumer and community education. **2010:** Played in 11 games, starting nine...finished the season with 187 carries for 1,012 yards and 14 touchdowns...led team in rushes and rushing yards per game, second in rushing yards and rushing touchdowns, third in points and total offense...became sixth player in school history to rush for 1,000 yards in back-to-

back seasons. **2009:** Played in all 13 games, starting eight...led the Big Ten and ranked eighth in the country with 1,517 rushing yards...that is the ninth-best single-season total in school history and the second-best by a sophomore...led the Big Ten with 18 touchdowns, tied for 12th-best in the country...his 18 rushing TDs tied for fourth-most in school history...his nine 100-yard rushing games tied for fourth in school history...287 carries were sixth-most in the country and 10th in UW history...named Champs Sports Bowl MVP after rushing for 121 yards and two touchdowns on 22 carries. **2008:** Played in all 13 games, starting one...second on the team with 195 carries for 884 yards and nine touchdowns...rushing total was fourth-best by a freshman in school history...ranked seventh in the Big Ten with 884 rushing yards and sixth in conference games with 599 yards...averaged 83.0 yards per game [including three 100-yard games] in the final seven games. **2007:** Redshirted.

### PERSONAL

Attended Washington Park High School [Racine, Wisc.]...played in U.S. Army All-American game...three-time, first-team all-state selection...two-time state player of the year...three-time team MVP...spent one year as a team captain...rushed for 1,485 yards and 15 TDs on 170 carries as a senior after registering 2,032 yards and 30 TDs on 162 carries the year before...led team to state title as a junior...career rushing totals include 5,005 yards and 58 TDs on 509 carries...earned four letters in football and three in track...a two-time 4 X 100 meter state finalist...son of John and Sara Clay...Full name: John Harold Clay Jr.

## ANTHONY GRAY NT

HEIGHT – 6-0  
WEIGHT – 317  
COLLEGE – Southern Mississippi  
BIRTHDATE – March 15, 1988

BIRTHPLACE – Philadelphia, Miss.  
HOW ACQUIRED – FA-'11

67



**PRO** Signed by the Steelers as an undrafted rookie free agent on July 26, 2011.

**COLLEGE** Played in 43 games, starting 29...named second-team all-Conference USA in 2010...earned all-Conference USA honorable mention in 2009...earned second-team all-Conference USA honors in 2008...majored in interdisciplinary studies with a minor in business administration. **2010:** Played in 12 games, starting 10...had 43 tackles, 5.5 TFLs and 1.5 sacks...all-Conference USA second-team selection. **2009:** Played in all 13 games, starting 12...tallied 40 tackles, 7.0 TFLs and 1.5 sacks...named all-Conference USA honorable mention. **2008:** Played

in all 13 games, starting seven...had 29 tackles...earned second-team all-Conference USA honors. **2007:** Saw action in five games after missing the first seven due to a foot injury...tallied three tackles. **2006:** Redshirted.

**PERSONAL** Attended Philadelphia High School (Philadelphia, Miss.)...a two-year starter on both the offensive and defensive lines...posted 104 tackles, 25 TFLs, seven sacks and one interception as a senior...also rushed for 108 yards and five touchdowns...second-team all-state selection by *The Clarion Ledger*...earned second-team all-state honors as a junior...named Neshoba County's Lineman of the Year...son of Ross and Hester Gray... Full name: Anthony Terrell Gray.

## BRETT GREENWOOD S

HEIGHT – 5-11  
WEIGHT – 198  
COLLEGE – Iowa  
BIRTHDATE – Sept. 14, 1987

BIRTHPLACE – Bettendorf, Iowa  
HOW ACQUIRED – FA-'11  
NFL EXPERIENCE – Rookie

35



**PRO** Signed by the Steelers as an undrafted rookie free agent on July 26, 2011.

**COLLEGE** Finished career with 229 tackles and 12 interceptions...named second team all-Big Ten by league coaches and honorable mention by league media in 2010...named defensive team captain in 2010...named second team all-Big Ten by league media and honorable mention all-Big Ten by league coaches in 2009...named third team all-Big Ten by Phil Steele's College Football in 2009...named honorable mention all-Big Ten by league media in 2008...named third team all-Big Ten by Phil Steele's College Football in 2008...named to Freshman all-Big Ten team

selected by *The Sporting News*...named academic all-Big Ten...four-year member of prep Honor Roll...majored in marketing. **2010:** Started all 13 games at free safety, recording 61 tackles and leading the team with five interceptions...named second team all-Big Ten by league coaches and honorable mention by league media...named defensive team captain. **2009:** Started 12 games...collected 55 tackles...had three interceptions and seven pass breakups...named second team all-Big Ten by league media and honorable mention all-Big Ten by league coaches...named third team all-Big Ten by Phil Steele's College Football. **2008:** Recorded 68 tackles, two interceptions and six pass breakups...named honorable mention all-Big Ten by league media...named third team all-Big Ten by Phil



## Brett Greenwood

Steele's College Football. **2007:** Saw action as a freshman, recording 65 tackles...named to Freshman all-Big Ten team selected by *The Sporting News*...named academic all-Big Ten. **2006:** Red-shirted after joining the team as a walk-on.

**PERSONAL** Earned first team all-state honors as a junior and senior as a defensive back at Pleasant Valley High School (Bettendorf, Iowa)...first team all-conference as wide receiver and defensive back as a senior...first team all conference defensive back and third team all-conference quarterback as a junior...third team

all-conference defensive back as a sophomore...career totals include 1,076 rushing yards, 686 passing yards and 783 yards receiving...totaled 16 rushing touchdowns, eight receiving touchdowns and had four touchdown passes...recorded 13 interceptions as free safety...holds school record for receptions in a season (56)...team captain as a junior and senior...earned three varsity letters in football and basketball and four letters in track and field...member of prep basketball team that reached Class 4A state championship game as a senior...son of Dave and Michele Greenwood...Full name: Brett David Greenwood.

## ERIC GREENWOOD WR

HEIGHT - 6-7

WEIGHT - 223

COLLEGE - Idaho

BIRTHDATE - Nov. 2, 1988

BIRTHPLACE - Edmonds, Wash.

HOW ACQUIRED - FA-'11

NFL EXPERIENCE - Rookie

8



**PRO** Signed by the Steelers as an undrafted rookie free agent on July 26, 2011.

**COLLEGE** Played in 45 games...finished with 89 catches for 1,246 yards and 11 touchdowns...majored in physical education. **2010:** Played in all 13 games...finished with a career-high 46 receptions for a career-high 741 yards and six touchdowns. **2009:** Played in all 13 games...had 32 receptions for 401 yards and three touchdowns. **2008:** Played in 11 games...caught eight passes for 72 yards and one touchdown. **2007:** Played in 10 games and caught three passes for 32 yards and one touchdown.

**PERSONAL** Attended Edmonds-Woodway High School (Edmonds, Wash.)...first-team all WestCo League as a senior and junior...first-team all-area by *The Seattle Times*...a two-year starter...as a senior, caught 44 passes for 838 yards for an average of 19.1 yards per catch...scored 14 receiving TDs...also had three kickoff returns for 112 yards (37.0 average) and 18 punt returns for 215 yards (11.9 average)...also played basketball and high jumps for the track team...son of Nancy Greenwood and Jeff Vehrs, and Scott Greenwood...Full name: Eric Greenwood.

## MARIO HARVEY MLB

HEIGHT – 6-0  
 WEIGHT – 250  
 COLLEGE – Marshall  
 BIRTHDATE – Aug. 10, 1987

BIRTHPLACE – Forsyth, Ga.  
 HOW ACQUIRED – FA-'11  
 NFL EXPERIENCE – Rookie

44



**PRO** Signed by the Steelers as an undrafted rookie free agent on July 26, 2011.

**COLLEGE** Played in 46 games, starting 40... finished his career with 421 tackles, 21.0 sacks and one interception...named first-team all-Conference USA in 2010 and 2009...named Conference-USA honorable mention in 2008...majored in sports management and marketing. **2010:** Started all 12 games...finished with 144 tackles, 8.5 sacks and one forced fumble...earned first-team all-Conference USA honors. **2009:** Started all 13 games...earned first-team all-Conference USA honors...posted a team-high

117 tackles, 8.5 TFLs and seven sacks. **2008:** Started all 12 games...named Conference USA honorable mention...notched 107 tackles...had 7.0 TFLs...finished the season with 4.5 sacks. **2007:** Saw action in nine games, starting three...had 53 tackles, 3.5 TFLs, one sack and one forced fumble. **2006:** Sat out the 2006 season after joining the program in August.

**PERSONAL** Finished his prep school career at Hargrave Military Academy (Chatham, Va.)...son of Michael and Verna Harvey...Full name: Mario Nigel Harvey.

## TERRENCE McCRAE WR

HEIGHT – 6-3  
 WEIGHT – 194  
 COLLEGE – Ohio University  
 BIRTHDATE – Jan. 10, 1988

BIRTHPLACE – Vanderbilt, Pa.  
 HOW ACQUIRED – FA-'11  
 NFL EXPERIENCE – Rookie

11



**PRO** Signed by the Steelers as an undrafted rookie free agent on July 26, 2011.

**COLLEGE** Played in 38 games, starting 27...a key contributor at WR and on special teams...finished his career with 85 catches for 1,197 yards and 19 touchdowns...tied the school record with nine touchdown receptions in 2010 and 2009...majored in health services administration. **2010:** Started all 13 games...tied a career high with 35 receptions for 505 yards and nine touchdowns...the nine touchdowns tie a school record in a single season...added three rushes for seven yards. **2009:** Started all 13 games...set a career high with 35 receptions for 545 yards and nine touchdowns, tying him for the most receiving touchdowns in a single season in school history. **2008:** Played in 11 games, starting

all...had 14 receptions for 125 yards and one touchdown. **2007:** Saw action in one game...caught one pass for 22 yards. **2006:** Redshirted.

**PERSONAL** Lettered three times at Connellsville High School (Connellsville, Pa.)...named to the *Pittsburgh Tribune-Review* All-Class AAAA Team as a defensive back...named first-team all-conference...earned all-county accolades from the Fayette County Coaches Association in 2004 and 2005...made 33 catches for 651 yards and seven touchdowns as a senior...also ran the ball six times for 207 yards and a touchdown...made seven interceptions as a senior...named Connellsville's offensive and defensive MVP...also lettered in basketball four times...son of Eric and Annette McCrae...Full name: Terrence Denard McCrae.



## COLIN MILLER

HEIGHT — 6-3  
 WEIGHT — 300  
 COLLEGE — Central Michigan  
 BIRTHDATE — Nov. 22, 1987

BIRTHPLACE — Centreville, Va.  
 HOW ACQUIRED — FA-'11  
 NFL EXPERIENCE — Rookie

54



**PRO** Signed by the Steelers as an undrafted rookie free agent on July 26, 2011.

**COLLEGE** Played in 47 games, making 46 starts...named all-MAC second team in 2010 and 2009...honorable mention Freshman All-American by *The Sporting News* in 2007...majored in marketing. **2010:** Started every game at center...second-team all-MAC...elected a co-captain on offensive...was part of an offensive line that contributed to a season-high 523 total yards and six touchdowns in win at Eastern Michigan...was part of an offensive line that allowed a season-low one sack in loss against Miami and at Toledo. **2009:** Started 11 games at center...all-MAC second team selection...was part of an offensive line that helped lead the MAC in scoring and rank second in total offense. **2008:** Started the season's first five games at center...missed four games due to injury...was part of an offensive line that helped the team rank second in the MAC in passing offense and total offense. **2007:**

Freshman All-America honorable mention selection by *The Sporting News*...earned Freshman All-America honors from collegefootballnews.com...started all 14 games at center...was part of an offensive line that ranked third in the MAC in sacks allowed per game...was part of a line that led the way for the offense to rank in the top four in the MAC in scoring, rushing, passing and total offense. **2006:** Redshirted.

**PERSONAL** Three-year starter at Centreville High School (Centreville, Va.)...earned first team all-state honors as a senior...was part of an offensive line that led the way for a 47-point-per-game offense...second team all-state honoree as a defensive lineman as a senior...led his teammates with 77 tackles and recorded six sacks...named to the George Michael Golden 11 all-star team...four-year letterman in wrestling...posted 60-0 record and won state wrestling title as a senior...captain of wrestling team...twice placed at the state track and field meet in discus...son of Mark and Elizabeth Miller. Full name: Colin William Miller.

## ADAM MIMS WR

HEIGHT — 5-9  
 WEIGHT — 198  
 COLLEGE — Furman  
 BIRTHDATE — May 26, 1988

BIRTHPLACE — Birmingham, Ala.  
 HOW ACQUIRED — FA-'11  
 NFL EXPERIENCE — Rookie

18



**PRO** Signed by the Steelers as an undrafted rookie free agent on July 26, 2011.

**COLLEGE** Played in 26 games, starting 12...finished his career with 69 receptions for 831 yards and four touchdowns...second-team all-Southern Conference performer at wide receiver and second-team all-Southern Conference honoree as a return specialist...majored in health and exercise science. **2008:** Started all 12 games...had a team-high 58 catches for a team-high 711 yards and three touchdowns. **2007:** Saw action in all 11 games...caught 10 passes for 113 yards and one touchdown...averaged 11.0 yards on eight punt returns...added seven special teams tackles. **2006:** Saw action in three games before breaking his leg...was granted a medical redshirt...finished the season with one catch for seven yards.

**PERSONAL** Attended Spain Park High School (Birmingham, Ala.)...played wide receiver and also returned punts and kickoffs...caught 67 passes for 1,051 yards and 11 touchdowns while also rushing for 473 yards and four touchdowns...led team in receptions (39), receiving yards (617) and touchdown receptions (7) his senior year...also starred in basketball and track & field...three-time team basketball MVP...first player in school's history to score 1,000 points...placed second in the state in the long jump and third place in the triple jump in 2005...cousin, Sam Mitchell, played for the Minnesota Timberwolves...son of Keith and Viola Mims...Full name: Adam Keith Mims.

## ARMAND ROBINSON WR

HEIGHT – 6-1

WEIGHT – 199

COLLEGE – Miami (OH) University

BIRTHDATE – Dec. 8, 1987

BIRTHPLACE – Reynoldsburg, Ohio

HOW ACQUIRED – FA-'11

NFL EXPERIENCE – Rookie

14



**PRO** Signed by the Steelers as an undrafted rookie free agent on July 26, 2011.

**COLLEGE** Played in 49 games, starting 17...lettered in all four seasons played...finished career with 210 receptions for 2,550 yards and 15 touchdowns...is among the school's top-five receivers in catches and receiving yards...his 94 receptions in 2010 is a school record...first-team all-Mac selection in 2010...third-team all-Mac selection in 2009...majored in history. **2010:** Started all 13 games...finished season with 94 receptions, which is a team record, for 1,062 yards and six touchdowns...added 50 rushing yards. **2009:** Played in all

12 games...caught a team-leading 67 passes for 788 yards and four touchdowns...named third-team all-Mac. **2008:** Appeared in all 12 games, starting four...caught 16 passes for 229 yards and two touchdowns. **2007:** Saw action in all 12 games...caught 33 passes for 471 yards and a team-high three touchdowns. **2006:** Redshirted.

**PERSONAL** Had 78 receptions for more than 1,300 yards his last two seasons at Reynoldsburg High School [Reynoldsburg, Ohio]...two-time first-team all-conference...was the South's MVP in Ohio's 2006 North-South All-Star Game...son of Michael and Emilee Robinson.

## WESLYE SAUNDERS TE

HEIGHT – 6-5

WEIGHT – 270

COLLEGE – South Carolina

BIRTHDATE – Jan. 16, 1989

BIRTHPLACE – Durham, N.C.

HOW ACQUIRED – FA-'11

NFL EXPERIENCE – Rookie

44



**PRO** Signed by the Steelers as an undrafted rookie free agent on July 26, 2011.

**COLLEGE** Played in 36 games, starting 13... finished his career with 60 receptions for 718 yards and six touchdowns...majored in journalism. **2010:** Sat out entire 2010 season due to NCAA violations. **2009:** Played in 12 games, starting 10 of them...was named to the Mackey Award pre-season watch list...named fourth-team all-SEC by Phil Steele...ranked third on the squad with 32 receptions...logged 353 yards receiving, 11.0 yards per catch with three touchdowns. **2008:** Appeared in all 13 games, making three starts...caught 16 passes for 214 yards, an average of 13.4 yards...caught three touchdown passes...named the most improved tight end in the spring. **2007:** Put together a solid freshman campaign that saw him garner Freshman All-SEC honors by *The Sporting News*...was a *Sporting News* Honorable Men-

tion Freshman All-American and a CollegeFootballNews.com third-team Freshman All-American...played in 11 games...caught 12 passes for 151 yards, an average of 12.6 yards per reception.

**PERSONAL** Played tight end and defensive end for Riverside High School [Durham, N.C.]...helped the Pirates reach the 4-AA state championship game...team finished the season 11-5 after starting the year 3-4...caught 58 passes for 718 yards with seven touchdowns...also had 242 yards rushing with 10 scores on just 32 carries...logged 86 tackles and eight sacks as a defensive end...was a Shrine Bowl participant...was all-region and all-conference as a junior after recording 20 catches for 308 yards and six touchdowns at tight end, and 52 tackles, four sacks, 14 TFLs and two forced fumbles at defensive end...son of Barry Saunders...Full name: Weslye Saunders.



## TREVIS TURNER OT

HEIGHT – 6-7

WEIGHT – 330

COLLEGE – Abilene Christian

BIRTHDATE – May 2, 1987

BIRTHPLACE – DeSoto, Texas

HOW ACQUIRED – FA-'11

NFL EXPERIENCE – Rookie

# 55



**PRO** Signed by the Steelers as an undrafted rookie free agent on July 26, 2011.

**COLLEGE** Started all 37 games he played on the offensive line...named first team NCAA Division II all-America by the Associated Press in 2010...named a finalist for the Gene Upshaw Award in 2010...was first-team all-region selection and first-team all-Lone Star Conference South Division selection in 2010...named honorable mention all-Lone Star Conference South Division in 2009...named second-team all-Lone Star Conference South Division in 2008. **2010:** Started all 13 games on the offensive line...named first team NCAA Division II all-America by the Associated Press...named a finalist for the Gene Upshaw Award...was first-team all-region selection and first-team all-Lone Star Conference South Division

selection. **2009:** Started all 12 games on the offensive line...named honorable mention all-Lone Star Conference South Division. **2008:** Started all 12 games...was part of an offensive line that allowed only eight sacks all season...voted second-team all-Lone Star Conference. **2007:** Attended Northeastern State University in Oklahoma...redshirted due to transfer rules. **2006:** Started at left tackle for Trinity Valley Junior College as a freshman. **2005:** Signed with Colorado State, but did not play any games for the Rams...redshirted in his only season with the team.


**PERSONAL** Attended DeSoto High School (DeSoto, Texas)...named his team's MVP after his senior season...earned three varsity letters and was a three-year starter...son of Denise Turner...Full name: Trevis Dewayne Turner.

## 2011 STEELERS ROSTER

NO	NAME	POS	HT	WT	DOB	AGE	EXP	COLLEGE	HOMETOWN	HOW ACO	'11 GP/GS
39	Allen, Cortez	CB	6-1	196	10/29/88	22	R	The Citadel	Ocala, FL	D4 '11	0/0
26	Allen, Will	S	6-1	200	06/17/82	29	R	Ohio State	Dayton, OH	FA '10	0/0
47	Atkins, Baraka	LB	6-4	271	09/28/84	26	4	Miami (Fla.)	Sarasota, FL	FA '10	0/0
35-0	Batch, Baron	RB	5-10	210	12/21/87	23	R	Texas Tech	Midland, TX	D7 '11	0/0
16	Batch, Charlie	QB	6-2	216	12/05/74	36	14	Eastern Michigan	Homestead, PA	FA '02	0/0
81	Battle, Arnaz	WR	6-1	208	02/22/80	31	9	Notre Dame	Dallas, TX	FA '10	0/0
61-0	Boyle, Ty	DE	6-4	286	10/20/87	23	R	North Dakota	International Falls, MN	FA '11	0/0
87	Bright, Eugene	TE	6-4	268	04/18/85	26	1	Purdue	Bryn Mawr, PA	FA '09	0/0
27-0	Brinkley, Niles	CB	5-10	190	01/28/87	24	R	Wisconsin	St. Louis, MO	FA '11	0/0
84	Brown, Antonio	WR	5-10	186	07/10/88	23	2	Central Michigan	Miami, FL	D6b '10	0/0
40	Brown, Curtis	CB	6-0	185	09/24/88	22	R	Texas	Longview, TX	D3 '11	0/0
71	Bryant, Corbin	DE	6-4	300	01/04/88	23	R	Northwestern	Chicago, IL	FA '11	0/0
28	Butler, Crezdon	CB	6-0	191	05/26/87	24	2	Clemson	Asheville, NC	D5b '10	0/0
54-0	Carter, Chris	LB	6-1	248	04/06/89	22	R	Fresno State	Fontana, CA	D5 '11	0/0
49	Chaiton, Vaughn	TE/HB	6-4	252	03/25/88	23	R	Temple	Landenberg, PA	FA '11	0/0
46	Chavis, Miguel	TE	6-5	285	10/26/88	22	R	Clemson	Fayetteville, NC	FA '11	0/0
25	Clark, Ryan	S	5-11	205	10/12/79	31	10	LSU	Marrero, LA	UFA '06 (Was)	0/0
38	Clay, John	RB	6-1	248	01/04/88	23	R	Wisconsin	Racine, WI	FA '11	0/0
74	Colon, Willie	OT	6-3	315	04/08/83	28	5	Hofstra	Bronx, NY	D4a '06	0/0
42	Cromartie-Smith, DaMon	S	6-2	210	02/19/87	24	1	UTEP	Riverside, CA	FA '10	0/0
10	Dixon, Dennis	QB	6-3	209	01/11/85	26	4	Oregon	San Leandro, CA	D5 '08	0/0
27-0	Dwyer, Jonathan	RB	5-11	229	07/26/89	22	2	Georgia Tech	Marietta, GA	D6a '10	0/0
90	Ellis, Chris	LB	6-4	267	02/11/85	26	3	Virginia Tech	Hampton, VA	FA '10	0/0
51	Farrior, James	LB	6-2	243	01/06/75	36	15	Virginia	Etrick, VA	UFA '02 (NYJ)	0/0
50	Foot, Larry	LB	6-1	239	06/12/80	31	10	Michigan	Detroit, MI	FA '10	0/0
73	Foster, Ramon	OG	6-6	325	01/07/86	25	3	Tennessee	Henning, TN	FA '09	0/0
22	Gag, William	CB	5-10	190	01/01/85	26	5	Louisville	Tallahassee, FL	D5b '07	0/0
65-0	Gilbert, Marcus	OT	6-6	330	02/15/88	23	R	Florida	Fort Lauderdale, FL	D2 '11	0/0
89	Gilmore, John	TE	6-5	257	09/21/79	31	10	Penn State	Marquette, MI	UFA '11 (TB)	0/0
67-0	Gray, Anthony	NT	6-0	317	03/15/88	23	R	Southern Mississippi	Philadelphia, MS	FA '11	0/0
35-0	Greenwood, Brett	S	5-11	198	09/14/87	23	R	Iowa	Bettendorf, IA	FA '11	0/0
8	Greenwood, Eric	WR	6-7	223	11/02/88	22	R	Idaho	Edmonds, WA	FA '11	0/0
19	Grisham, Tyler	WR	5-11	180	06/11/87	24	1	Clemson	Birmingham, AL	FA '11	0/0
98	Hampton, Casey	NT	6-1	325	09/03/77	33	11	Texas	Galveston, TX	D1 '01	0/0
77-0	Harris, Sunny	DE	6-5	300	08/26/86	24	2	Oregon	Pensacola, FL	FA '10	0/0
92	Harrison, James	LB	6-0	242	05/04/78	33	R	Kent State	Akron, OH	FA '11	0/0
44-0	Harvey, Mario	LB	6-0	250	08/10/87	24	R	Marshall	Forsyth, GA	FA '11	0/0
95	Hegyard, Cameron	DE	6-5	288	05/06/89	22	R	Ohio State	Pittsburgh, PA	D1 '11	0/0
66	Hills, Tony	DT	6-5	304	11/04/84	26	4	Texas	Houston, TX	D4 '08	0/0
76	Hoke, Chris	NT	6-2	305	04/06/76	35	10	Bingham Young	Long Beach, CA	FA '01	0/0
96	Hood, Ziggy	DE	6-3	300	02/16/87	24	3	Missouri	Amarillo, TX	D1 '09	0/0
48	Ivy, Mortty	LB	6-1	239	04/26/86	25	1	Arkansas State	Pine Bluff, AR	D7b '09	0/0
85	Johnson, David	TE	6-2	260	08/26/87	23	3	Kansas State	Baton Rouge, LA	FA '10	0/0
41	Johnson, James	RB	5-11	197	09/06/84	26	2	North Carolina	Powhatan, VA	FA '10	0/0
67-0	Jolly, Kyle	OT	6-6	300	07/22/87	24	1	Penn State	West Point, NY	FA '10	0/0
13	Kapinos, Jeremy	P	6-1	233	08/19/78	32	10	Bingham Young	Greysbull, WY	D7b '02	0/0
99	Keisel, Brett	DE	6-5	285	09/08/84	26	7	Utah	Kahuku, HI	D6 '05	0/0
68	Kemoeatu, Chris	OG	6-3	344	01/04/83	28	9	Marshall	Washington, DC	T '10 (TB)	0/0
4	Leftwich, Byron	QB	6-1	315	06/09/86	25	3	Marshall	Frankfurt, Germany	FA '08	0/0
64	Legursky, Doug	CB	6-0	208	05/17/86	25	3	Oregon State	New Orleans, LA	D3c '09	0/0
23	Lewis, Keenan	WR	6-8	233	09/12/87	23	1	West Virginia	North Braddock, PA	FA '11	0/0
15	Lynons, Wes	WR	6-8	239	05/26/89	23	1	Pittsburgh	Murrysville, PA	FA '11	0/0
77-0	Malecki, John	OG	6-2	298	05/26/89	23	1	Pittsburgh	Murrysville, PA	FA '11	0/0
69-0	McCaskill, Nevin	OG	6-3	309	12/29/83	27	2	Hampton	Tallahassee, FL	FA '10	0/0
46	McCoy, Chris	LB	6-3	261	11/26/86	24	1	Middle Tennessee State	Villa Rica, GA	FA '11	0/0
45	McCoy, Jamie	TE/HB	6-3	240	07/21/87	24	1	Texas A&M	Midland, TX	FA '10	0/0
11	McCune, Terrence	WR	6-3	194	01/10/88	23	R	Ohio University	Vanderbilt, PA	FA '11	0/0
20	McFadden, Bryant	CB	6-0	190	11/21/81	29	7	Florida State	Hollywood, FL	T '10 (Arz)	0/0
69-0	McLendon, Steve	NT	6-4	280	01/03/86	25	2	Troy	Ozark, AL	FA '09	0/0
34	Mendenhall, Rashard	RB	5-10	225	06/19/87	24	4	Illinois	Skokie, IL	D1 '08	0/0
54-0	Miller, Colin	C	6-3	300	11/22/87	23	R	Central Michigan	Centreville, VA	FA '11	0/0
83	Miller, Heath	TE	6-5	256	10/22/82	28	7	Virginia	Swords Creek, VA	D1 '05	0/0
18	Mims, Adam	WR	5-9	198	05/26/88	23	R	Furman	Birmingham, AL	FA '11	0/0
21	Moore, Mewelde	RB	5-11	209	07/24/82	29	8	Tulane	Hammond, LA	UFA '08 (Min)	0/0
29	Mundy, Ryan	S	6-1	209	02/11/85	26	3	West Virginia	Pittsburgh, PA	D6b '08	0/0
43	Pomalama, Troy	S	5-10	207	04/19/81	30	9	Southern California	Santa Ana, CA	D1 '03	0/0
53	Pouncey, Maurice	C	6-4	304	07/24/89	22	2	Florida	Lakeland, FL	D1 '10	0/0
33	Redman, Isaac	RB	6-0	230	11/10/84	26	2	Bowie State	Paulsboro, NJ	FA '09	0/0
14	Robinson, Armand	WR	6-1	199	12/08/87	23	R	Miami (OH)	Reynoldsburg, OH	FA '11	0/0
7	Roethlisberger, Ben	QB	6-5	241	03/02/82	29	8	Miami (OH)	Cory Rawson, OH	D1 '04	0/0
88	Sanders, Emmanuel	WR	5-11	180	03/17/87	24	2	SMU	Bellville, TX	D3 '10	0/0
44-0	Saunders, Westlye	TE	6-5	270	01/16/89	22	R	South Carolina	Durham, N.C.	FA '11	0/0
61-0	Scott, Chris	OT	6-4	319	08/04/87	24	2	Tennessee	Riverdale, GA	D5a '10	0/0
72	Scott, Jonathan	OT	6-6	318	01/10/83	28	6	Texas	Dallas, TX	FA '10	0/0
9	Sepulveda, Daniel	P	6-3	230	01/12/84	27	5	Baylor	Austin, TX	D4a '07	0/0
61	Smith, Aaron	DE	6-5	298	04/19/76	35	13	Northern Colorado	Colorado Springs, CO	D4 '99	0/0
9	Suisham, Shaun	K	6-0	200	12/29/81	29	7	Bowling Green	Wallaceburg, Ontario	FA '10	0/0
80	Sweed, Limas	WR	6-4	220	12/25/84	26	3	Texas	Brenham, TX	D2 '08	0/0
55-0	Sylvester, Stevenson	LB	6-2	231	07/18/88	23	2	Utah	Las Vegas, NV	D5c '10	0/0
24	Taylor, Ike	CB	6-2	195	05/05/80	31	9	La-Lafayette	Gretna, LA	D4 '03	0/0
94	Timmons, Lawrence	LB	6-1	234	05/14/86	25	5	Florida State	Florence, SC	D1 '07	0/0
55-0	Turner, Travis	OT	6-7	330	05/02/87	24	R	Abilene Christian	DeSoto, TX	FA '11	0/0
17	Wallace, Mike	WR	6-0	199	08/01/86	25	3	Mississippi	New Orleans, LA	D3b '09	0/0
86	Ward, Hines	WR	6-0	205	03/08/76	35	14	Georgia	Forest Park, GA	D3b '98	0/0
30	Warren, Donovan	CB	5-11	193	01/31/89	22	1	Michigan	Long Beach, CA	FA '05	0/0
60	Warren, Greg	LS	6-3	252	10/18/81	29	7	North Carolina	Goldsboro, NC	FA '11	0/0
5	Waters, Swazye	K	5-11	181	05/18/87	24	1	IAB	Jackson, MS	FA '11	0/0
62	Williams, Keith	OG	6-5	310	04/08/89	23	R	Nebraska	Flourissant, MD	FA '11	0/0
56	Woodley, LaMarr	LB	6-2	265	11/03/84	26	5	Michigan	Saginaw, MI	D2 '07	0/0
97	Wondis, Jason	LB	6-2	262	03/03/88	23	2	Virginia Tech	Carters, NJ	D2 '10	0/0

\*Roster as of August 12, 2011

2010  
REVIEW  
Steelers



## 2010 FINAL REGULAR-SEASON STATISTICS [WON 12, LOST 4]

## Schedule

Date	W-L	Score	Opponent	Attendance
9/12	W 15-9 [OT]		Atlanta	63,609
9/19	W 19-11		at Tennessee	69,143
9/26	W 38-13		at Tampa Bay	61,036
10/3	L 14-17		Baltimore	64,729
10/17	W 28-10		Cleveland	65,168
10/24	W 23-22		at Miami	69,867
10/31	L 10-20		at New Orleans	70,011
11/8	W 27-21		at Cincinnati	65,626
11/14	L 26-39		New England	64,359
11/21	W 35-3		Oakland	64,987
11/28	W 19-16 [OT]		at Buffalo	69,642
12/5	W 13-10		at Baltimore	71,418
12/12	W 23-7		Cincinnati	57,501
12/19	L 17-22		New York Jets	62,568
12/23	W 27-3		Carolina	61,748
1/2	W 41-9		at Cleveland	68,303

## Team Statistics

	Pittsburgh	Opponent
Rushing	106	61
Passing	175	182
Penalty	14	29
3rd Down: Made/Att	94/218	70/209
3rd Down Pct.	43.1%	33.5%
4th Down: Made/Att	2/5	10/16
4th Down Pct.	40.0%	62.5%
Possession Avg.	31.53	28.07
Total Net Yards	5525	4429
Avg. Per Game	345.3	276.8
Total Plays	993	974
Avg. Per Play	5.6	4.5
Net Yards Rushing	1924	1004
Avg. Per Game	120.3	62.8
Total Rushes	471	333
Net Yards Passing	3601	3425
Avg. Per Game	225.1	214.1
Sacked/Yards Lost	43/289	48/319
Gross Yards	3890	3744
Attempts/Completions	479/298	593/363
Completion Pct.	62.2%	61.2%
Had Intercepted	9	21
Punts/Average	74/44.3	81/40.4
Net Punting Avg.	37.3	36.4
Penalties/Yards	100/903	86/716
Fumbles/Ball Lost	22/9	28/14
Touchdowns	41	22
Rushing	15	5
Passing	22	15
Returns	4	2

## Score by Period

	01	02	03	04	OT	Pts
Steelers	58	148	43	117	9	375
Opponents	49	42	39	102	0	232

## Passing

	Att	Cmp	Yds	Cmp%	TD	Int	Long	Sack/Lost	Rating
Roethlisberger	389	240	3200	61.7%	17	5	56t	32/220	97.0
Batch	49	29	352	59.2%	3	3	46t	4/21	76.2
Dixon	32	22	254	68.8%	0	1	52	5/41	79.4
Letwisch	?	5	42	71.4%	0	0	14	2/7	86.6
Randle El	2	2	42	100.0%	2	0	39t	0/0	158.3
<b>Steelers</b>	<b>479</b>	<b>298</b>	<b>3890</b>	<b>62.2%</b>	<b>22</b>	<b>9</b>	<b>56t</b>	<b>43/289</b>	<b>95.3</b>
<b>Opponents</b>	<b>593</b>	<b>363</b>	<b>3744</b>	<b>61.2%</b>	<b>15</b>	<b>21</b>	<b>67</b>	<b>48/319</b>	<b>73.1</b>

## Scoring

	TD	Ru	Pa	Rt	PAT	FG	Pt	Pts
Mendenhall 13	13	0	0	0	0/0	0/0	0	78
Reed TM	0	0	0	0	19/19	15/22	0	64
Suisham	0	0	0	0	19/19	14/15	0	61
Wallace	10	0	10	0	0/0	0/0	0	60
Ward	5	0	5	0	0/0	0/0	0	30
Roethlisberger 2	2	0	0	0	0/0	0/0	0	12
Redman	2	0	2	0	0/0	0/0	0	12
Sanders	2	0	2	0	0/0	0/0	0	12
Miller	2	0	2	0	0/0	0/0	0	12
Woodley	1	0	0	1	0/0	0/0	0	6
Spaeth	1	0	1	0	0/0	0/0	0	6
Keisel	1	0	0	1	0/0	0/0	0	6
Polamalu	1	0	0	1	0/0	0/0	0	6
Brown	1	0	0	1	0/0	0/0	0	6
Moore	0	0	0	0	0/0	0/0	2	4
<b>Steelers</b>	<b>41</b>	<b>15</b>	<b>22</b>	<b>438/38</b>	<b>29/37</b>	<b>2</b>	<b>375</b>	
<b>Opponents</b>	<b>22</b>	<b>5</b>	<b>15</b>	<b>218/19</b>	<b>26/30</b>	<b>1</b>	<b>232</b>	

2-Pt. Conversions: Steelers 2/2, Opponents: 1/3  
 Sacks: Harrison 10.5, Woodley 10.0, Farris 6.0,  
 Hood 3.0, Keisel 3.0, Timmons 3.0, McFadden  
 2.0, Gay 2.0, Worlds 2.0, Eason 1.5, Foote 1.0,  
 Polamalu 1.0, Taylor 1.0, Madison 1.0, Hampton 1.0  
 Steelers: 48.0, Opponents: 43.0

## Rushing

	No.	Yds	Avg	Long	TD
Mendenhall	324	1273	3.9	50t	13
Redman	52	247	4.8	23	0
Roethlisberger	34	176	5.2	31	2
Moore	33	99	3.0	18	0
Wallace	5	39	7.8	19	0
Dixon	5	32	6.4	21	0
Batch	7	30	4.3	24	0
Dvgr	9	28	3.1	7	0
Randle El	1	2	2.0	2	0
Ward	1	-2	-2.0	-2	0
<b>Steelers</b>	<b>471</b>	<b>1924</b>	<b>4.1</b>	<b>50t</b>	<b>15</b>
<b>Opponents</b>	<b>333</b>	<b>1004</b>	<b>3.0</b>	<b>24</b>	<b>5</b>

## Receiving

	No.	Yds	Avg	Long	TD
Wallace	60	1257	21.0	56t	10
Ward	59	755	12.8	43	5
Miller	42	512	12.2	36	2
Sanders	28	376	13.4	35	2
Moore	26	205	7.9	29	0
Mendenhall	23	167	7.3	24	0
Randle El	22	253	11.5	34	0
Brown	16	167	10.4	26	0
Spaeth	9	80	8.9	13	1
Redman	9	72	8.0	16t	2
Johnson	4	46	11.5	25	0
Battle	0	0	0	0	0
<b>Steelers</b>	<b>298</b>	<b>3890</b>	<b>13.1</b>	<b>56t</b>	<b>22</b>
<b>Opponents</b>	<b>363</b>	<b>3744</b>	<b>10.3</b>	<b>67</b>	<b>15</b>

## Interceptions

	No.	Yds	Avg	Long	TD
Polamalu	7	101	14.4	45t	1
Clark	2	34	17.0	23	0
Woodley	2	22	11.0	14t	1
Taylor	2	9	4.5	9	0
Timmons	2	5	2.5	5	0
Harrison	2	2	1.0	2	0
McFadden	2	-3	-1.5	0	0
Keisel	1	79	79.0	79t	1
Madison	1	-1	-1.0	-1	0
<b>Steelers</b>	<b>21</b>	<b>248</b>	<b>11.8</b>	<b>79t</b>	<b>3</b>
<b>Opponents</b>	<b>9</b>	<b>122</b>	<b>13.6</b>	<b>62</b>	<b>1</b>

## Punting

	No.	Yds	Avg	Net	TB	In	Lg	B
Sepulveda	56	2550	45.5	39.1	8	16	62	0
Kapinos LG	18	754	41.9	33.3	3	7	59	0
Kapinos TM	14	576	41.1	32.3	2	5	59	0
Suisham	3	115	38.3	34.3	0	1	39	0
Roethlisberger	1	35	35.0	15.0	1	0	35	0
<b>Steelers</b>	<b>74</b>	<b>3276</b>	<b>44.3</b>	<b>37.3</b>	<b>11</b>	<b>22</b>	<b>62</b>	<b>0</b>
<b>Opponents</b>	<b>81</b>	<b>3275</b>	<b>40.4</b>	<b>36.4</b>	<b>5</b>	<b>36</b>	<b>67</b>	<b>1</b>

## Punt Returns

	Ret	FC	Yds	Avg	Long	TD
Brown	19	1	110	5.8	21	0
Randle El	14	17	56	4.0	15	0
Sanders	4	1	60	15.0	38	0
<b>Steelers</b>	<b>37</b>	<b>19</b>	<b>226</b>	<b>6.1</b>	<b>38</b>	<b>0</b>
<b>Opponents</b>	<b>32</b>	<b>25</b>	<b>294</b>	<b>9.2</b>	<b>38</b>	<b>0</b>

## Kickoff Returns

	No.	Yds	Avg	Long	TD
Sanders	25	628	25.1	48	0
Brown	17	397	23.4	89t	1
Redman	4	81	20.3	21	0
Moore	3	47	15.7	17	0
<b>Steelers</b>	<b>49</b>	<b>1153</b>	<b>23.5</b>	<b>97t</b>	<b>1</b>
<b>Opponents</b>	<b>77</b>	<b>1540</b>	<b>20.0</b>	<b>97t</b>	<b>1</b>

## Field Goals

	1-19	20-29	30-39	40-49	50+
Reed TM	2/2	6/7	5/5	0/4	2/4
Suisham	1/1	4/4	1/1	8/9	0/0
<b>Steelers</b>	<b>3/3</b>	<b>10/11</b>	<b>6/6</b>	<b>8/13</b>	<b>2/4</b>
<b>Opponents</b>	<b>1/1</b>	<b>10/10</b>	<b>10/10</b>	<b>5/8</b>	<b>0/1</b>

Fumbles Lost: Roethlisberger 3, Mendenhall 2,  
 Dixon 1, Sanders 1, Miller 1, Ward 1 **Total: 9**  
 Opponent Fumble Recoveries: Timmons 2,  
 Woodley 2, Fox 2, Allen 1, McLendon 1, Worlds 1,  
 Farris 1, Hoke 1, Harrison 1, Clark 1, Polamalu 1  
**Total: 14**



## 2010 FINAL REGULAR-SEASON STATISTICS

MEDIA INFORMATION

FOOTBALL STAFF

2011 PLAYERS

2010 IN REVIEW

STEELERS HISTORY

RECORDS



LAMARR WOODLEY 12/12/10 VS. CINCINNATI

## Defense and Special Teams

Player	DEFENSE									SPECIAL TEAMS					
	U	A	Tot	Sacks/Yds.	OH/P	Int./Yds.	PD	FF	FR	U	A	Tot	FF	FR	BL
Timmons	100	49	149	3/10	0/8	2/5	7	2	2	4	0	4	0	0	0
Farrior	99	38	137	6/29	1/20	0/0	3	1	1	0	0	0	0	0	0
Clark	66	56	122	0/0	0/0	2/34	7	0	1	0	0	0	0	0	0
Harrison	73	27	100	10.5/72	1/31	2/2	3	6	1	0	0	0	0	0	0
McFadden	74	21	95	2/16	0/0	2/3	12	2	0	0	0	0	0	0	0
Polamalu	58	24	82	1/15	0/0	7/101	7	1	1	0	0	0	0	0	0
Taylor	54	18	72	1/11	0/0	2/9	11	1	0	8	1	9	0	0	0
Woodley	41	14	55	10/68	0/31	2/22	5	3	2	0	0	0	0	0	0
Gay	38	8	46	2/15	0/0	0/0	15	1	0	8	5	13	0	0	1
Keisel	26	9	35	3/15	0/12	1/79	6	2	0	0	0	0	0	0	0
Hampton	14	15	29	1/6	0/10	0/0	1	1	0	0	0	0	0	0	0
Foote	23	4	27	1/8	0/3	0/0	1	0	0	1	0	1	0	0	0
Mundy	17	6	23	0/0	0/0	0/0	4	0	0	9	6	15	0	0	0
Hood	16	4	20	3/21	5/13	0/0	2	0	0	0	0	0	0	0	0
Eason	10	7	17	1.5/11	1/5	0/0	2	0	0	0	0	0	0	0	0
Smith	10	6	16	0/0	1/12	0/0	0	0	0	0	0	0	0	0	0
Hoke	7	2	9	0/0	1/8	0/0	0	0	1	0	0	0	0	0	0
Allen	4	3	7	0/0	0/0	0/0	0	0	0	9	3	12	0	1	0
Fox	5	1	6	0/0	0/0	0/0	1	0	0	11	7	18	1	2	0
Madison	4	1	5	1/9	0/0	1/1	0	0	0	17	5	22	0	0	0
Sylvester	2	1	3	0/0	0/1	0/0	0	0	0	11	3	14	1	0	0
Worlds	2	0	2	2/13	0/4	0/0	0	0	0	11	5	16	0	1	0
McLendon	2	0	2	0/0	0/1	0/0	0	0	1	0	0	0	0	0	0
Battle	0	0	0	0/0	0/0	0/0	0	0	0	9	6	15	0	0	0
Sanders	0	0	0	0/0	0/0	0/0	0	0	0	7	5	12	1	0	0
Lewis	0	0	0	0/0	0/0	0/0	1	0	0	7	1	8	1	0	0
Butler	0	0	0	0/0	0/0	0/0	0	0	0	2	1	3	0	0	0
Warren	0	0	0	0/0	0/0	0/0	0	0	0	1	2	3	0	0	0
Brown	0	0	0	0/0	0/0	0/0	0	0	0	2	0	2	0	0	0
Sepulveda	0	0	0	0/0	0/0	0/0	0	0	0	1	1	2	0	0	0
Suisham	0	0	0	0/0	0/0	0/0	0	0	0	1	1	2	0	0	0
Spaeth	0	0	0	0/0	0/0	0/0	0	0	0	1	0	1	0	0	0
Redman	0	0	0	0/0	0/0	0/0	0	0	0	0	1	1	0	0	0
<b>TOTALS</b>	<b>745</b>	<b>314</b>	<b>1059</b>	<b>48/319</b>	<b>10/159</b>	<b>21/248</b>	<b>87</b>	<b>20</b>	<b>10</b>	<b>120</b>	<b>53</b>	<b>173</b>	<b>4</b>	<b>4</b>	<b>1</b>
<b>OPPONENTS</b>	<b>695</b>	<b>297</b>	<b>992</b>	<b>43/289</b>	<b>74</b>	<b>9/122</b>	<b>58</b>	<b>12</b>	<b>7</b>	<b>82</b>	<b>29</b>	<b>111</b>	<b>2</b>	<b>2</b>	<b>0</b>

## STEELERS 2010 ATTENDANCE

## Attendance at Heinz Field

The Steelers drew 504,669 fans to their eight home games during the 2010 season, averaging 63,084 per home game.

Pittsburgh had a season-high 65,168 fans in Week 6 versus Cleveland, the fifth-highest attendance total in Heinz Field history (including postseason).

The Steelers have sold out 301 straight regular-season games at home, dating to Nov. 5, 1972 versus Cincinnati.

Below are the Steelers' all-time home attendance figures since 1970:

## All-Time Attendance Figures

## REGULAR SEASON

Year	Games	Total Attendance	Avg.	Year	Games	Total Attendance	Avg.
1970	7	318,698	45,528	1991	8	406,935	50,867
1971	7	323,812	46,259	1992	8	427,782	53,410
1972	7	340,549	48,650	1993	8	440,927	55,116
1973	8	377,351	47,169	1994	8	461,272	57,659
1974	7	325,457	46,494	1995	8	455,913	56,989
1975	7	341,205	48,744	1996	8	466,944	58,368
1976	7	330,620	47,231	1997	8	462,532	57,817
1977	7	337,156	48,165	1998	8	464,619	58,077
1978	8	380,258	47,532	1999	8	416,618	52,077
1979	8	391,931	48,991	2000	8	440,428	55,053
1980	8	424,106	53,013	2001***	8	499,191	62,399
1981	8	420,964	52,621	2002	8	490,274	61,284
1982*	4	208,890	52,223	2003	8	477,584	59,698
1983	8	462,587	57,823	2004	8	507,385	63,423
1984	8	447,288	55,911	2005	8	507,434	63,429
1985	8	436,069	54,509	2006	8	499,461	62,433
1986	8	414,937	51,867	2007	8	496,675	62,084
1987**	7	353,402	50,586	2008	8	503,125	62,890
1988	8	396,044	49,506	2009+	8	507,882+	63,458+
1989	8	383,494	47,937	2010	8	504,669	63,084
1990	8	434,769	54,346				

\* Played four home games due to players' strike

\*\* Played seven home games due to players' strike

\*\*\* Inaugural Season at Heinz Field

+ Team Record





## STEELERS 2010 ATTENDANCE

### Breakdown Of 2010 Attendance

The Steelers drew an average of 63,084 fans to each home game in 2010. It marked the 17th time in the last 18 seasons that the Steelers have averaged more than 55,000 fans at each home game.

The Steelers continued to be one of the most popular road teams in 2010. Pittsburgh drew 545,046 fans on the road, an average of 68,131 fans per game.

The team road record was set in 2003, when the Steelers drew a total of 574,929 fans, an average of 71,866.



### 2010 Regular-Season Attendance Numbers

Home		Road	
Atlanta	(63,609)	Tennessee	(69,143)
Baltimore	(64,729)	Tampa Bay	(61,036)
Cleveland	(65,168)	Miami	(69,867)
New England	(64,359)	New Orleans	(70,011)
Oakland	(64,987)	Cincinnati	(65,626)
Cincinnati	(57,501)	Buffalo	(69,642)
N.Y. Jets	(62,568)	Baltimore	(71,418)
Carolina	(61,748)	Cleveland	(68,303)

### Top 10 Home Crowds In Steelers History

The Steelers posted three of their top 10 single-season attendance marks during the 2010 regular season and playoffs.

The Steelers set the single-game home attendance record (66,662) in the 2010 AFC Championship Game against the New York Jets.

The Steelers overall attendance record at Three Rivers Stadium was 61,545 during the 1994 AFC Championship Game (Jan. 15, 1995) versus the San Diego Chargers. Pittsburgh's top regular-season attendance figure at Three Rivers was 60,808 on Dec. 18, 1994, versus the Cleveland Browns.

	Date	Opponent	Attendance
1.	Jan. 23, 2011	New York Jets*	66,662
2.	Oct. 25, 2009	Minnesota	65,597
3.	Jan. 18, 2009	Baltimore*	65,350
4.	Nov. 15, 2009	Cincinnati	65,392
5.	Jan. 23, 2005	New England*	65,242
6.	Oct. 17, 2010	Cleveland	65,168
7.	Sept. 10, 2009	Tennessee	65,110
8.	Oct. 26, 2008	N.Y. Giants	64,991
9.	Nov. 21, 2010	Oakland	64,987
10.	Nov. 7, 2004	Philadelphia	64,975

*Bold indicates 2010 season \* Playoff Game*



**GAME 1**  **PITTSBURGH 15,**  **ATLANTA 9 (OT)**
**September 12, 2010** Heinz Field (63,609)


**PITTSBURGH** — The Steelers won their eighth straight game on Kickoff Weekend with a dramatic 15-9 overtime victory against the Atlanta Falcons at Heinz Field. The eight-game winning streak in season openers is the longest current streak in the NFL.

The Falcons won the coin toss in overtime and elected to receive. After two costly holding penalties the Falcons were forced to punt from their own 14-yard line. The Steelers took over at midfield and on the first play **RB Rashard Mendenhall** broke free for a game-winning 50-yard touchdown run. Mendenhall finished the game with 120 yards on 22 carries and one touchdown, his fourth career 100-yard rushing game.

On the Steelers' opening drive in the first quarter, **QB Dennis Dixon**, making only his second career start, marched the team to the Atlanta 35-yard line. **K Jeff Reed** connected from 52 yards out to put the Steelers up 3-0. It was the longest field goal in Heinz Field history and Reed's second longest of his career.

Neither team moved the ball effectively, exchanging punts for most part of the half. Reed missed a 55-

yard field goal with 22 seconds left in the half, which allowed enough time for Atlanta to strike. Falcons' QB Matt Ryan found WR Eric Weems for a 17-yard completion and WR Roddy White for a seven-yard completion to put the Falcons at the Steelers' 32-yard line. K Matt Bryant connected from 49-yards out just as the halftime clock expired and the game was tied, 3-3.

On the opening drive of the second half, Bryant connected from 39 yards out to put the Falcons up 6-3. Reed would connect on two more field goals, and Bryant added another, and the game was tied, 9-9. The Falcons took over at their own 21-yard line with 1:45 left in the game, but on the first play **S Troy Polamalu** picked off QB Matt Ryan. The Steelers looked like they had the game in hand but Reed's 40-yard field goal attempt went wide right and the game headed into overtime.

**WR Hines Ward** finished the game with 108 yards receiving on six catches. He became the first Steelers receiver to surpass 11,000 yards receiving, and he broke the record for most 100-yard receiving games in team history (26), passing former WR John Stallworth.

The Steelers' defense held the Falcons to only 58 yards rushing and posted two sacks (**LB LaMarr Woodley**, **LB James Harrison**) and Polamalu's interception.

**Game Summary**

	1	2	3	4	OT	F
Falcons (0-1)	0	3	3	3	0	9
STEELERS (1-0)	3	0	3	3	6	15

TEAM	Q	TIME	PLAY	DRIVE	SCORE
PIT	1	7:51	Reed 52 FG	11-40; 7:09	3-0
ATL	2	0:00	Bryant 49 FG	4-24; 0:17	3-3
ATL	3	10:40	Bryant 39 FG	13-56; 4:20	3-6
PIT	3	6:53	Reed 36 FG	6-62; 3:47	6-6
PIT	4	8:54	Reed 34 FG	10-67; 5:07	9-6
ATL	4	3:24	Bryant 23 FG	13-64; 5:30	9-9
PIT	OT	12:25	Mendenhall 50 run	1-50; 0:11	15-9

**Team Statistics**

	Falcons	Steelers
1st Downs	18 [61-11]	14 [6-8-0]
3rd Downs	6-16 [38%]	4-14 [29%]
4th Downs	0-0 [0%]	0-0 [0%]
Total Net Yards	295	354
Plays-Avg.	71-4.2	60-5.9
Rushing Yards	58	143
Rush Att.-Avg.	25-2.3	31-4.6
Passing Yards	237	211
Att.-Comp.-Int.	44-27-1	26-18-1
Sacks By	3-25	2-15
Punts-Avg.	7-40.1	5-50.8
Penalties	3-24	4-25
Fumbles-Lost	0-0	0-0
Time of Poss.	30:29	32:06

**Individual Statistics**

<b>RUSHING:</b> Atl. — Turner 19-42; Norwood 2-8; Snelling 2-4; Ryan 2-4. Pit. — Mendenhall 22-120, 1 TD; Redman 6-19; Dixon 2-4; Moore 1-0.
<b>PASSING:</b> Atl. — Ryan 44-27-1, 252. Pit. — Dixon 26-18-1, 236.
<b>RECEIVING:</b> Atl. — White 13-111; Weems 4-36; Douglas 3-39; Gonzalez 2-35; Peelle 2-11; Norwood 1-9; Turner 1-7; Snelling 1-4. Pit. — Ward 6-108; Miller 4-40; Wallace 2-62; Mendenhall 2-15; Randle El 2-8; Moore 2-3.


**GAME 2** **PITTSBURGH 19,** **TENNESSEE 11**
**September 19, 2010** LP Field (69,143)


**NASHVILLE** — The Steelers improved to 2-0 on the year with a dominating defensive performance against the Tennessee Titans at LP Field. The Steelers' 19-11 victory was only the second win for the Steelers in 10 tries in the state of Tennessee.

The Steelers wasted no time scoring, using a little trickery to return the opening kickoff for a touchdown. **RB Mewelde Moore** took the ball at the two-yard line and handed it off to rookie **WR Antonio Brown**, who took it 89 yards for the touchdown. In his first career game, Brown became the first Steelers rookie to return a kick for a touchdown since **WR Antwaan Randle El** returned a 99-yard kickoff in 2002.

Two drives later, the Titans marched 39 yards to the Steelers two-yard line before **K Rob Bironas** connected from 21 yards out and cut the lead 7-3.

The Titans drove to the Steelers' 16-yard line on their next drive, but **S Troy Polamalu** picked off **QB Vince Young** in the end zone. The interception was the

first of four turnovers the Steelers forced in the first half. On the ensuing drive **K Jeff Reed** connected from 36 yards out to put the Steelers up 10-3. **RB Chris Johnson's** fumble allowed the Steelers to capitalize right before halftime, and Reed connected from 34 yards out to put the Steelers up 13-3.

Neither team scored in the third quarter, and after Young committed his fourth turnover of the game he was pulled for **QB Kerry Collins**. **CB Bryant McFadden** picked off Collins on his second pass attempt. Reed connected from 25 and 27 yards out in the fourth quarter, his third and fourth field goals of the game and the Steelers were up 19-3.

The Titans made it interesting late in the fourth quarter. Collins found **WR Nate Washington** for a two-yard touchdown and **WR Kenny Britt** for the two-point conversion. The Titans recovered their onside kick attempt and were in Steelers' territory, but the defense stopped the Titans at the 41-yard line as time expired.

Though the Steelers couldn't get their offense going, (127 yards) the defense forced seven turnovers (four fumbles, three interceptions) and held Johnson to only 34 yards rushing. **LB James Harrison** had two sacks, two forced fumbles and one fumble recovery.

**Game Summary**

	1	2	3	4	F
<b>STEELERS (2-0)</b>	7	6	0	6	19
<b>Titans (1-1)</b>	3	0	0	8	11

TEAM	Q	TIME	PLAY	DRIVE	SCORE
PIT	1	14:46	Brown 89 kickoff return (Reed kick)	—, —	7-0
TEN	1	10:46	Bironas 21 FG	6-34; 2:52	7-3
PIT	2	14:12	Reed 36 FG	11-62; 6:33	10-3
PIT	2	0:00	Reed 34 FG	4-7; 1:36	13-3
PIT	4	14:56	Reed 25 FG	8-28; 4:53	16-3
PIT	4	4:59	Reed 27 FG	4-6; 1:33	19-3
TEN	4	0:58	Washington 2 pass from Collins (2-pt. conversion Collins-Britt pass)	17-85; 4:01	19-11

**Team Statistics**

	Steelers	Titans
1st Downs	7 (6-0-1)	14 (2-12-0)
3rd Downs	2-15 (13%)	4-14 (29%)
4th Downs	0-0 (0%)	1-1 (100%)
Total Net Yards	127	238
Plays-Avg.	54-2.4	61-3.9
Rushing Yards	106	46
Rush Att.-Avg.	33-3.2	22-2.1
Passing Yards	21	192
Att.-Comp.-Int.	17-9-0	35-24-3
Sacks By	4-23	4-22
Punts-Avg.	8-43.5	5-48.8
Penalties	5-35	11-72
Fumbles-Lost	4-1	7-4
Time of Poss.	33:40	26:20

**Individual Statistics**

<b>RUSHING:</b> Pit. — Mendenhall 23-69; Dixon 3-28; Redman 4-8; Moore 2-1; Batch 1-0. Ten. — Johnson 16-34; Young 2-12; Ringer 2-1; Collins 2-[-1].
<b>PASSING:</b> Pit. — Batch 11-5-0, 25; Dixon 6-4-0, 18. Ten. — Collins 25-17-1, 149, 1 TD; Young 10-7-2, 66.
<b>RECEIVING:</b> Pit. — Wallace 2-25; Miller 2-3; Ward 1-9; Redman 1-3; Mendenhall 1-3; Randle 1-0; Moore 1-0. Ten. — Britt 5-41; Johnson 5-19; Cage 4-74; Washington 4-34, 1 TD; Scaife 3-20; Hall 1-13; Stevens 1-9; Cook 1-5.

**GAME 3**  **PITTSBURGH 38,**  **TAMPA BAY 13**
**September 26, 2010** Raymond James Stadium [61,036]


**TAMPA** — The Steelers offense exploded for four first-half touchdowns and never looked back, beating the Tampa Bay Buccaneers 38-13 at Raymond James Stadium. The Steelers improved to 3-0 while Tampa Bay fell to 2-1.

**QB Charlie Batch**, making his first start since December 30, 2007, was picked off on the Steelers' first drive of the game. On the ensuing drive, K Connor Barth connected from 40 yards to put the Buccaneers up 3-0.

The Steelers would respond on their next drive. Batch found **WR Mike Wallace** deep in the end zone for a 46-yard touchdown. The Buccaneers cut the lead to 7-6 on Barth's 24-yard field goal early in the second quarter, but the Steelers would score the next 31 points.

Midway through the second quarter, the Steelers faced a third-and-six from the Tampa Bay 48-yard line. On that play, Batch scrambled for 24 yards, the longest run of his career, to give the Steelers a key first-down. Two plays later **RB Rashard Mendenhall**

scored from three yards out to put the Steelers up 14-6. Mendenhall finished the game with 19 carries for 143 yards and one touchdown.

Batch found Wallace again for a 41-yard touchdown in the second quarter. It was Wallace's second career game with two receiving touchdowns. Wallace finished the game with three catches for 100 yards and two touchdowns.

Just before the half, Batch threw his third touchdown, a nine-yard strike to **WR Hines Ward** to put the Steelers up 28-6. Batch finished the game 12-of-17 for 186 yards, three touchdowns and two interceptions.

**K Jeff Reed** connected from 24 yards near the end of the third quarter to put the Steelers up 31-6, which were the first points Tampa Bay had allowed in the second half all season. On the first play of the fourth quarter, **DE Brett Keisel** picked off **QB Josh Freeman** and returned it 79 yards for a touchdown. It was Keisel's first career interception and first career touchdown in his nine seasons in the NFL.

The Steelers offense tallied more than 200 rushing yards and nearly 400 yards of total offense. The Steelers defense continued its stellar play, holding Tampa Bay to only 74 yards rushing while forcing two turnovers and posting four sacks.

**Game Summary**

	1	2	3	4	F
<b>STEELERS (3-0)</b>	7	21	3	7	38
<b>Buccaneers (2-1)</b>	3	3	0	7	13

TEAM	Q	TIME	PLAY	DRIVE	SCORE
TB	1	12:10	Barth 40 FG	4-9; 1:58	0-3
PIT	1	7:53	Wallace 46 pass from Batch (Reed kick)	2-45; 0:53	7-3
TB	2	14:08	Barth 24 FG	15-74; 8:45	7-6
PIT	2	10:19	Mendenhall 3 run (Reed kick)	6-67; 3:49	14-6
PIT	2	7:15	Wallace 41 pass from Batch (Reed kick)	2-44; 0:47	21-6
PIT	2	0:16	Ward 9 pass from Batch (Reed kick)	11-79; 4:02	28-6
PIT	3	2:23	Reed 24 FG	8-53; 4:21	31-6
PIT	4	14:44	Keisel 79 interception return (Reed kick)	—; —	38-6
TB	4	1:54	Blount 1 run (Barth kick)	10-68; 4:09	38-13

**Team Statistics**

	Steelers	Buccaneers
1st Downs	17 (10-7-0)	18 (5-12-1)
3rd Downs	4-9 (44%)	6-14 (43%)
4th Downs	0-1 (0%)	1-1 (100%)
Total Net Yards	387	303
Plays-Avg.	49-7.9	62-4.9
Rushing Yards	201	75
Rush Att.-Avg.	32-6.3	21-3.6
Passing Yards	186	228
Att.-Comp.-Int.	17-12-2	37-26-1
Sacks By	4-23	0-0
Punts-Avg.	1-62.0	5-31.0
Penalties	2-20	4-45
Fumbles-Lost	0-0	2-1
Time of Poss.	26:54	33:06

**Individual Statistics**

**RUSHING:** Pit. — Mendenhall 19-143, 1 TD; Redman 5-31; Batch 5-26; Moore 1-4; Wallace 1-(-1); Ward 1-(-2). T.B. — Blount 6-27, 1 TD; Freeman 6-15; Williams 6-13; Graham 2-13; Johnson 1-7.

**PASSING:** Pit. — Batch 17-12-2, 186, 3 TDs. T.B. — Freeman 31-20-1, 184; Johnson 6-6-0, 67.

**RECEIVING:** Pit. — Wallace 3-100, 2 TDs; Ward 3-34, 1 TD; Miller 2-25; Moore 2-4; Randle El 1-14; Redman 1-9. T.B. — M. Williams 5-55; C. Williams 5-33; Graham 4-57; Stroughter 4-17; Benn 3-33; Winslow 3-24; Stevens 1-22; Spurlock 1-10.


**GAME 4**  **BALTIMORE 17,**  **PITTSBURGH 14**
**October 3, 2010** Heinz Field (64,729)


**PITTSBURGH** — QB Joe Flacco found WR T.J. Houshmandzadeh for an 18-yard touchdown pass with 36 seconds left in the game to beat the Pittsburgh Steelers 17-14 at Heinz Field. The Steelers fell to 3-1, while the Ravens improved to 3-1.

A missed 46-yard field goal by K Billy Cundiff set up the Steelers' first score in the game. QB Charlie Batch led the Steelers' on a seven-play, 52-yard drive that was capped off by a one-yard touchdown run by RB Rashard Mendenhall.

The Ravens marched 78 yards on eight plays on their first drive of the second quarter. RB Willis McGahee scored from nine yards out to tie the game at 7-7. The Ravens capitalized on the Steelers offensive struggles and took a 10-7 halftime lead on Cundiff's 36-yard field goal as time expired.

The Steelers defense turned up the heat in the third quarter forcing two turnovers. LB James Harrison forced a McGahee fumble that put the Steelers at the Raven's 27-yard line. But Batch was sacked for a

seven-yard loss on third down, and K Jeff Reed's 49-yard field goal attempt hit the right crossbar.

Near the end of the third quarter CB Ike Taylor picked off Flacco, and the Steelers took over at the Baltimore 33-yard line. The Steelers though could not move the ball and Reed's 45-yard field goal try went wide left.

The Steelers forced the Ravens to punt on their ensuing drive and took over at their own seven-yard line. The Steelers marched the ball 93 yards on 13 plays to set up Mendenhall's seven-yard touchdown run, his second of the day. Mendenhall finished with 25 carries for 79 yards and two touchdowns.

On Baltimore's next drive, the Steelers' defense stopped them on a fourth-and-goal from the two-yard line, and it appeared the Steelers could run out the clock. However, the Steelers committed two false start penalties and did not get a first down. After a Daniel Sepulveda punt, the Ravens took over at the Steelers' 40-yard line, where Flacco began the game-winning drive.

The Steelers offense really struggled to move the ball against the Ravens defense. For the first time all season the Steelers had less than 100 yards rushing and the 126 passing yards were the second-lowest total in the last two seasons.

**Game Summary**

	1	2	3	4	F
Ravens (3-1)	0	10	0	7	17
STEELERS (3-1)	7	0	0	7	14

TEAM	Q	TIME	PLAY	DRIVE	SCORE
PIT	1	2:08	Mendenhall 1 run (Reed kick)	7-64; 4:08	7-0
BAL	2	13:33	McGahee 9 run (Cundiff kick)	8-83; 3:35	7-7
BAL	2	0:00	Cundiff 33 FG	14-48; 5:20	7-10
PIT	4	7:14	Mendenhall 7 run (Reed kick)	13-93; 6:52	14-10
BAL	4	0:32	Houshmandzadeh 18 pass from Flacco (Cundiff kick)	4-40; 0:36	14-17

**Team Statistics**

	Ravens	Steelers
1st Downs	22 (4-14-4)	14 (7-6-1)
3rd Downs	4-11 (36%)	4-11 (36%)
4th Downs	0-1 (0%)	0-0 (0%)
Total Net Yards	320	210
Plays-Avg.	65-4.9	50-4.2
Rushing Yards	70	84
Rush Att.-Avg.	27-2.6	27-3.1
Passing Yards	250	126
Att.-Comp.-Int.	37-24-1	21-12-1
Sacks By	2-15	1-6
Punts-Avg.	3-42.0	5-49.4
Penalties	7-52	11-88
Fumbles-Lost	2-1	1-0
Time of Poss.	30:31	29:29

**Individual Statistics**

<b>RUSHING:</b> Bal. — McGahee 14-39, 1 TD; Rice 8-20; McClain 2-7; Boldin 1-3; Flacco 2-1. Pit. — Mendenhall 25-79, 2 TDs; Batch 1-4; Wallace 1-1.
<b>PASSING:</b> Bal. — Flacco 37-24-1, 256, 1 TD. Pit. — Batch 21-12-1, 141.
<b>RECEIVING:</b> Bal. — Boldin 7-68; Mason 6-80; Houshmandzadeh 3-49, 1 TD; Heap 3-35; McClain 2-13; McGahee 2-2; Rice 1-9. Pit. — Randle El 2-50; Miller 2-32; Wallace 2-24; Ward 2-14; Mendenhall 2-9; Brown 1-6; Redman 1-6.

**GAME 5**  **PITTSBURGH 28,**  **CLEVELAND 10**
**October 17, 2010** Heinz Field (65,168)


**PITTSBURGH** — In his first game back after serving a four-game suspension, **QB Ben Roethlisberger** threw three touchdown passes to beat the Cleveland Browns, 28-10, at Heinz Field. The Steelers improved to 4-1 on the season, while the Browns fell to 1-5.

On the Browns' opening drive of the game, rookie **QB Colt McCoy** drove his team to the Steelers 45-yard line. After being sacked by **LB LaMarr Woodley**, McCoy was intercepted by **S Ryan Clark** on the next play. The Steelers took over and marched to the Cleveland 14-yard line. Rookie **CB Joe Haden** though picked off Roethlisberger and returned it 62 yards to set up the Browns first score. **K Phil Dawson** connected from 39 yards and the Browns led 3-0.

The Steelers would respond on their ensuing drive. Roethlisberger led the offense on an 11-play, 81-yard drive that was capped off by a 29-yard touchdown pass to **WR Mike Wallace**. The Steelers would take that 7-3 lead into halftime.

Clinging to their slim lead midway through the third quarter, the Steelers took over at their own four-yard line. Five plays later, the Steelers grabbed a 14-3 lead on an eight-yard touchdown pass from Roethlisberger to **WR Hines Ward**. On the drive Roethlisberger found **Wallace** for a 50-yarder and **TE Heath Miller** for a 36-yard completion.

**WR Chansi Stuckey's** muffed punt set the Steelers up at the Cleveland 13-yard line midway through the fourth quarter. **RB Rashard Mendenhall** scored from two yards out and the Steelers increased their lead 21-3. But the Browns responded quickly on their next drive. McCoy found **TE Benjamin Watson** for a 12-yard touchdown, and the Browns cut the lead 21-10.

The Steelers recovered Cleveland's onside-kick attempt but went three-and-out and were forced to punt. **Colt McCoy** though was picked off by **LB Lawrence Timmons** and he returned it to the Cleveland 18-yard line. Timmons finished the game with two sacks and an interception. Three plays later Roethlisberger found **Miller** for a 14-yard touchdown, his first of the season.

The Steelers defense continued its stellar play. It had six sacks, two interceptions and one forced fumble. For the second time this season, the offensive line did not allow a sack.

**Game Summary**

	1	2	3	4	F
Browns (1-5)	3	0	0	7	10
STEELERS (4-1)	0	7	7	14	28

TEAM	Q	TIME	PLAY	DRIVE	SCORE
CLE	1	1:51	Dawson 39 FG	7-14; 4:16	0-3
PIT	2	10:40	Wallace 29 pass from Roethlisberger (Reed kick)	11-81; 6:11	7-3
PIT	3	3:13	Ward 8 pass from Roethlisberger (Reed kick)	5-96; 1:59	14-3
PIT	4	5:50	Mendenhall 2 run (Reed kick)	4-13; 2:00	21-3
CLE	4	4:09	Watson 12 pass from McCoy (Dawson kick)	6-70; 1:41	21-10
PIT	4	1:25	Miller 14 pass from Roethlisberger (Reed kick)	3-18; 0:17	28-10

**Team Statistics**

	Browns	Steelers
1st Downs	17 (2-14-1)	22 (8-13-1)
3rd Downs	6-13 (46%)	7-14 (50%)
4th Downs	0-0 (0%)	0-0 (0%)
Total Net Yards	327	378
Plays-Avg.	60-5.5	62-6.1
Rushing Yards	69	121
Rush Att.-Avg.	21-3.2	35-3.5
Passing Yards	258	257
Att.-Comp.-Int.	33-23-2	27-16-1
Sacks By	0-0	6-23
Punts-Avg.	5-40.8	6-42.8
Penalties	4-46	4-25
Fumbles-Lost	2-1	1-0
Time of Poss.	28:04	31:56

**Individual Statistics**

<b>RUSHING:</b> Cle. — Hillis 12-41; McCoy 4-22; Bell 2-3; Cribbs 2-1; Stuckey 1-2. Pit. — Mendenhall 27-84, 1 TD; Redman 6-31; Roethlisberger 1-5; Moore 1-1.
<b>PASSING:</b> Cle. — McCoy 33-23-2, 281, 1 TD. Pit. — Roethlisberger 27-16-1, 257, 3 TDs.
<b>RECEIVING:</b> Cle. — Watson 6-88, 1 TD; Hillis 6-49; Moore 4-84; Stuckey 4-46; Robiskie 2-13; Vickers 1-1. Pit. — Ward 5-54, 1 TD; Wallace 3-90, 1 TD; Mendenhall 3-15; Miller 2-50, 1 TD; Sanders 2-37; Randle El 1-11.


**GAME 6** **PITTSBURGH 23,** **MIAMI 22**
**October 24, 2010** Sun Life Stadium (69,867)


**MIAMI GARDENS, Fla.** — **K Jeff Reed's** 18-yard field goal with 2:26 left in the game sealed the 23-22 victory for the Steelers against the Miami Dolphins at Sun Life Stadium. With the win the Steelers improved to 5-1, including 3-0 on the road. The Dolphins fell to 3-3.

The Steelers got off to a shaky start, fumbling the ball twice on their first two possessions. **WR Emmanuel Sanders** was stripped on the opening kickoff and the Dolphins took over at the Steelers' 22-yard line. **K Dan Carpenter** connected from 39 yards out and the Dolphins led 3-0. On the Steelers' ensuing drive **QB Ben Roethlisberger** fumbled as he was being sacked and the Dolphins took over at the Pittsburgh 13-yard line. Carpenter would connect from 23 yards out and the Dolphins led 6-0.

The Steelers' offense settled down and finally got on the board early in the second quarter. Reed's 22-yard field goal cut the lead 6-3, and on the Dolphins' next drive **LB James Farrior** recovered a Dolphins' fumble

to set the Steelers up in Miami territory. A few plays later, Roethlisberger found **WR Hines Ward** for a 21-yard touchdown to put the Steelers up 10-6. Ward finished with seven catches for a game-high 131 yards and one touchdown.

Midway through the second quarter the Steelers led 10-9 when Roethlisberger found **WR Mike Wallace** sprinting down the field for a 53-yard touchdown pass. The Dolphins would respond on their next drive. **DB Chad Henne** found **WR Davone Bess** for a 26-yard touchdown, and the Steelers led 17-16 at halftime.

Reed's 39-yard field goal in the third quarter put the Steelers up 20-16, but Miami kept responding. Carpenter connected from 37 yards in the third quarter and from 40 yards in the fourth quarter and the Dolphins led 22-20 with only five minutes remaining in the game. Carpenter finished with a career-high five field goals made.

Trailing 22-20, Sanders took a kickoff and returned it to the Miami 48-yard line. Roethlisberger led the Steelers' on an eight-play, 47-yard drive that ended with Reed's field goal. Roethlisberger finished the game 19-of-27 for 302 yards and two touchdowns.

**Game Summary**

	1	2	3	4	F
STEELERS (5-1)	0	17	3	3	23
Dolphins (3-3)	6	10	3	3	22

TEAM	Q	TIME	PLAY	DRIVE	SCORE
MIA	1	14:02	Carpenter 39 FG	4-1; 0:51	0-3
MIA	1	11:15	Carpenter 23 FG	4-8; 1:53	0-6
PIT	2	14:14	Reed 22 FG	13-86; 8:20	3-6
PIT	2	11:11	Ward 21 pass from Roethlisberger (Reed kick)	5-34; 1:44	10-6
MIA	2	6:03	Carpenter 22 FG	11-69; 5:08	10-9
PIT	2	5:47	Wallace 53 pass from Roethlisberger (Reed kick)	1-53; 0:16	17-9
MIA	2	1:50	Bess 26 pass from Henne (Carpenter kick)	9-80; 3:57	17-16
PIT	3	5:32	Reed 39 FG	10-46; 5:32	20-16
MIA	3	1:08	Carpenter 37 FG	9-52; 4:24	20-19
MIA	4	5:17	Carpenter 40 FG	7-52; 3:27	20-22
PIT	4	2:26	Reed 18 FG	8-47; 2:51	23-22

**Team Statistics**

	Steelers	Dolphins
1st Downs	15 (2-12-1)	15 (2-13-0)
3rd Downs	6-15 (40%)	3-12 (25%)
4th Downs	0-0 (0%)	0-1 (0%)
Total Net Yards	348	313
Plays-Avg.	57-6.1	58-5.4
Rushing Yards	58	64
Rush Att.-Avg.	27-2.1	21-3.0
Passing Yards	290	249
Att.-Comp.-Int.	27-19-0	36-23-1
Sacks By	1-8	3-12
Punts-Avg.	3-47.3	3-48.3
Penalties	5-34	3-24
Fumbles-Lost	4-2	1-1
Time of Poss.	30:49	29:11

**Individual Statistics**

**RUSHING:** Pit. — Mendenhall 15-37; Moore 4-11; Redman 3-9; Roethlisberger 5-1. Mia. — Williams 11-48; Brown 9-14; Polite 1-2.

**PASSING:** Pit. — Roethlisberger 27-19-0, 302, 2 TDs. Mia. — Henne 36-23-1, 257, 1 TD.

**RECEIVING:** Pit. — Ward 7-131, 1 TD; Moore 4-48; Miller 3-33; Wallace 2-53, 1 TD; Sanders 1-18; Randle EI 1-13; Mendenhall 1-6. Mia. — Bess 6-66, 1 TD; Marshall 5-57; Hartline 5-57; Fasano 3-49; Brown 2-20; Wallace 1-6; Polite 1-2.

**GAME 7**  **NEW ORLEANS 20,**  **PITTSBURGH 10**
**October 31, 2010** Louisiana Superdome (70,011)


**NEW ORLEANS** — QB Drew Brees' eight-yard touchdown toss to WR Lance Moore with 2:37 left in the fourth quarter sealed the 20-10 victory for the New Orleans Saints over the Steelers at the Louisiana Superdome. The Steelers fell to 5-2 on the season, while the Saints improved to 5-3.

Both teams struggled moving the football as neither one scored in the first quarter. **K Jeff Reed** got the Steelers on the board early in the second quarter connecting from 19 yards out for a 3-0 lead. The Saints though would tie the game 3-3 with only eight seconds left before halftime on K Garrett Hartley's 31-yard field goal.

On the Saints' first possession of the second half, Brees led the offense on a 12-play, 51-yard drive that was capped off by Hartley's 23-yard field goal that increased their lead 6-3. Early in the fourth quarter Brees found WR Marques Colston for a 16-yard touchdown to put the Saints up 13-3. However, on the Steelers' ensuing drive **RB Rashard Mendenhall**

found a seam and went 38 yards untouched into the endzone to cut the lead to 13-10. Mendenhall finished the game with 15 carries for 71 yards and one touchdown.

The Saints looked poised to add to their lead on their next drive when Brees found WR Robert Meachem for a 50-yard gain, which set the Saints up at the Steelers' 26-yard line. But two plays later, **CB Bryant McFadden** sacked Brees and forced a fumble that was recovered by **LB LaMarr Woodley**, and the Steelers took over at the Saints' 27-yard line.

The Steelers had the momentum and were marching into Saints' territory, but a costly turnover sealed the Steelers' fate. **QB Ben Roethlisberger** found **TE Heath Miller** for 20-yard gain, but Miller was hit hard and fumbled the football. The Saints then marched 55 yards for the game-clinching touchdown pass by Brees. Brees finished the game 34-of-44 for 305 yards and two touchdowns.

The Steelers' rush defense continued its dominance, allowing a season-low 30 yards rushing. The defense as a whole had two sacks, a forced fumble and an interception. The Steelers' offense though struggled, generating only 279 total yards (108 rushing, 195 passing).

**Game Summary**

	1	2	3	4	F
STEELERS (5-2)	0	3	0	7	10
Saints (5-3)	0	3	3	14	20

TEAM	Q	TIME	PLAY	DRIVE	SCORE
PIT	2	9:09	Reed 19 FG	11-43; 6:11	3-0
NO	2	0:08	Hartley 31 FG	7-46; 1:03	3-3
NO	3	8:24	Hartley 23 FG	12-51; 6:36	3-6
NO	4	12:55	Colston 16 pass from Brees (Hartley kick)	10-59; 6:13	3-13
PIT	4	10:48	Mendenhall 38 run (Reed kick)	4-68; 2:07	10-13
NO	4	2:37	Moore 8 pass from Brees (Hartley kick)	8-55; 3:47	10-20

**Team Statistics**

	Steelers	Saints
1st Downs	13 (7-6-0)	19 (3-14-2)
3rd Downs	3-10 (30%)	7-16 (44%)
4th Downs	0-1 (0%)	1-1 (100%)
Total Net Yards	279	318
Plays-Avg.	52-5.4	67-4.7
Rushing Yards	108	30
Rush Att.-Avg.	21-5.1	21-1.4
Passing Yards	171	288
Att.-Comp.-Int.	28-17-1	44-34-1
Sacks By	2-17	3-24
Punts-Avg.	4-48.0	4-43.8
Penalties	4-38	3-35
Fumbles-Lost	2-1	1-1
Time of Poss.	25:54	34:06

**Individual Statistics**

**RUSHING:** Pit. — Mendenhall 15-71, 1 TD; Redman 3-19; Moore 2-19; Roethlisberger 1-[-1]. N.O. — Jones 7-16; Betts 3-8; Ivory 7-7; Colston 1-1; Brees 3-[-2].

**PASSING:** Pit. — Roethlisberger 28-17-1, 195. N.O. — Brees 44-34-1, 305, 2 TDs.

**RECEIVING:** Pit. — Wallace 3-43; Randle El 3-33; Ward 3-15; Miller 2-39; Spaeth 2-21; Mendenhall 2-14; Sanders 1-21; Johnson 1-9. N.O. — Moore 7-54, 1 TD; Meachem 6-76; Colston 6-75, 1 TD; Thomas 4-15; Henderson 3-33; Shockey 3-30; Jones 3-20; Evans 1-2; Betts 1-0.


**GAME 8** **PITTSBURGH 27,** **CINCINNATI 21**
**November 8, 2010** Paul Brown Stadium (65,626)


**CINCINNATI** — WR **Antwaan Randle El**'s 39-yard touchdown pass to WR **Mike Wallace** early in the fourth quarter sealed the Steelers' 27-21 victory over the Cincinnati Bengals at Paul Brown Stadium. The Steelers improved to 6-0 on Monday Night Football under Mike Tomlin and for the second consecutive year the Steelers started their season 6-2. The Bengals fell to 2-6.

**LB Jason Worilds**' fumble recovery on Cincinnati's opening kickoff set the Steelers up for their first score. **RB Rashard Mendenhall** scored from one-yard out and the Steelers were up 7-0. On the Bengals' ensuing drive, **CB William Gay** blocked a punt to set the Steelers up for their second score. **K Jeff Reed** connected from 25 yards out, and the Steelers increased their lead 10-0.

The Bengals though would strike after a rare fumble by **WR Hines Ward**. **QB Carson Palmer** found WR **Terrell Owens** for a 19-yard touchdown pass to cut the lead 10-7. Near the end of the half **LB Lawrence Timmons**

picked off Palmer and the Steelers' took over at their own 48-yard line. **QB Ben Roethlisberger** led the offense on a six-play, 52-yard drive that was capped off by an eight-yard touchdown pass to Ward to put the Steelers up 17-7.

A missed field goal by **K Mike Nugent** allowed the Steelers to increase their lead going into halftime. Reed connected from 53-yards out and the Steelers led 20-7 at the break. It was Reed's longest field goal of the season, and tied his career long.

The Steelers went up 27-7 on the Randle El touchdown pass, but the game was far from over. Palmer led the Bengals on a five-play, 66-yard drive that ended with a 27-yard pass to Owens. Owens finished the game with 10 catches for 141 yards and two touchdowns. And **S Roy Williams** picked off Roethlisberger to set up **RB Cedric Benson**'s one-yard touchdown run that cut the lead to 27-21. The Bengals had a chance to win on their last drive of the game. But on a fourth-and-five play, WR **Jordan Shipley** dropped Palmer's pass and the Steelers were victorious.

The Steelers defense had four sacks and held the Bengals to 54 rushing yards. The offense totaled 314 total yards, and the special teams unit had a forced fumble, a fumble recovery and a blocked punt.

**Game Summary**

	1	2	3	4	F
<b>STEELERS (6-2)</b>	10	10	0	7	27
<b>Bengals (2-6)</b>	0	7	0	14	21

TEAM	Q	TIME	PLAY	DRIVE	SCORE
PIT	1	12:57	Mendenhall 1 run (Reed kick)	4-25; 1:55	7-0
PIT	1	7:46	Reed 25 FG	6-23; 2:17	10-0
CIN	2	8:46	Owens 19 pass from Palmer (Nugent kick)	4-38; 2:05	10-7
PIT	2	2:07	Ward 8 pass from Roethlisberger (Reed kick)	6-52; 3:03	17-7
PIT	2	0:05	Reed 53 FG	5-24; 0:40	20-7
PIT	4	14:50	Wallace 39 pass from Randle El (Reed kick)	5-56; 2:40	27-7
CIN	4	13:12	Owens 27 pass from Palmer (Nugent kick)	5-66; 1:38	27-14
CIN	4	9:05	Benson 1 run (Nugent kick)	2-36; 1:01	27-21

**Team Statistics**

	Steelers	Bengals
1st Downs	14 (77-0)	18 (310-5)
3rd Downs	6-14 (43%)	3-12 (25%)
4th Downs	0-0 (0%)	0-1 (0%)
Total Net Yards	314	272
Plays-Avg.	61-5.1	58-4.7
Rushing Yards	121	54
Rush Att.-Avg.	32-3.8	18-3.0
Passing Yards	193	218
Att.-Comp.-Int.	28-18-1	36-22-1
Sacks By	4-30	1-9
Punts-Avg.	5-40.6	5-33.2
Penalties	7-73	3-30
Fumbles-Lost	2-1	2-1
Time of Poss.	32:19	27:41

**Individual Statistics**

<b>RUSHING:</b> Pit. — Mendenhall 22-99, 1 TD; Roethlisberger 5-13; Moore 2-5; Redman 2-2; Randle El 1-2. Cin. — Benson 18-54, 1 TD.
<b>PASSING:</b> Pit. — Roethlisberger 27-17-1, 163, 1 TD; Randle El 1-1-0, 39, 1 TD. Cin. — Palmer 36-22-1, 248, 2 TDs.
<b>RECEIVING:</b> Pit. — Wallace 5-110, 1 TD; Mendenhall 3-31; Miller 3-21; Ward 3-10, 1 TD; Moore 2-8; Spaeth 1-12; Randle El 1-10. Cin. — Owens 10-141, 2 TDs; Shipley 4-47; Leonard 3-14; Benson 2-20; Gresham 2-11; Ochocinco 1-15.

**GAME 9**  **NEW ENGLAND 39,**  **PITTSBURGH 26**
**November 14, 2010** Heinz Field (64,359)


**PITTSBURGH** — QB Tom Brady threw three touchdown passes, all to TE Rob Gronkowski, and the Patriots beat the Steelers 39-26 at Heinz Field. The Steelers fell to 6-3 on the season while the Patriots improved to 7-2.

New England wasted no time getting on the board, driving 70 yards on eight plays on their first drive as Brady found Gronkowski for a 19-yard touchdown. Near the end of the first quarter, K Shayne Graham connected from 31 yards out to increase the Patriots' lead to 10-0.

The Steelers got on the board with five minutes left in the half with K Jeff Reed's 22-yard field goal. And the Steelers went into halftime trailing 10-3.

Brady found Gronkowski again in the third quarter, this time for a nine-yard score, and the Patriots led 17-3. With less than a minute left in the third quarter, Brady scored from three yards out to put the Patriots up 23-3. Brady finished the game 30-of-43 for 350 yards with three touchdowns and one rushing touchdown.

The Steelers responded early in the fourth quarter as

QB Ben Roethlisberger found WR Emmanuel Sanders for his first career touchdown reception. The six-yard score cut the lead 23-10. The Steelers forced the Patriots to punt on their next drive and took over at their own 11-yard line. Two plays later, S James Sanders picked off Roethlisberger and returned it 32 yards for a touchdown.

Roethlisberger found WR Mike Wallace for a 15-yard touchdown midway through the fourth quarter to cut the lead to 29-18. But Brady went back to Gronkowski on their next drive for a 25-yard touchdown pass to go up 36-18. Roethlisberger found Wallace again, this time for a 33-yard touchdown on the Steelers' ensuing drive to cut the lead to 36-26, but it was too little, too late. Graham would make a 36-yard field goal with less than two minutes remaining to give the Patriots a 39-26 win.

The Steelers had a season-high 425 yards of total offense, including a season-high 387 passing yards by Roethlisberger. He finished the game 30-of-49 for 387 yards with three touchdowns and one interception. The Steelers' defense had its worst performance of their 2010 season, giving up 103 rushing yards, and season highs in passing yards (350) and total yards (453).

**Game Summary**

	1	2	3	4	F
Patriots (7-2)	10	0	13	16	39
STEELERS (6-3)	0	3	0	23	26

TEAM	Q	TIME	PLAY	DRIVE	SCORE
NE	1	9:48	Gronkowski 19 pass from Brady (Graham kick)	8-70; 4:07	0-7
NE	1	1:03	Graham 31 FG	10-46; 5:26	0-10
PIT	2	5:08	Reed 22 FG	10-76; 5:22	3-10
NE	3	9:48	Gronkowski 9 pass from Brady (Graham kick)	10-78; 5:12	3-17
NE	3	0:22	Brady 3 run (Graham kick failed)	7-80; 3:18	3-23
PIT	4	12:11	Sanders 6 pass from Roethlisberger (Reed kick)	7-71; 3:11	10-23
NE	4	8:32	Sanders 32 interception return (2-pt. attempt failed)	—; —	10-29
PIT	4	6:44	Wallace 15 pass from Roethlisberger (Moore run, 2-pt. conversion)	5-53; 1:48	18-29
NE	4	4:23	Gronkowski 25 pass from Brady (Graham kick)	5-41; 2:21	18-36
PIT	4	2:59	Wallace 33 pass from Roethlisberger (Moore run, 2-pt. conversion)	5-80; 1:24	26-36
NE	4	1:53	Graham 36 FG	5-15; 1:06	26-39

**Team Statistics**

	Patriots	Steelers
1st Downs	26 (5-20-1)	27 (4-22-1)
3rd Downs	3-10 (30%)	5-12 (42%)
4th Downs	0-0 (0%)	0-0 (0%)
Total Net Yards	453	425
Plays-Avg.	67-6.8	70-6.1
Rushing Yards	103	76
Rush Att.-Avg.	24-4.3	16-4.8
Passing Yards	350	349
Att.-Comp.-Int.	43-30-0	49-30-1
Sacks By	5-38	0-0
Punts-Avg.	5-40.2	5-45.2
Penalties	10-113	6-45
Fumbles-Lost	0-0	0-0
Time of Poss.	31:28	28:32

**Individual Statistics**

**RUSHING:** N.E. — Green-Ellis 18-87; Woodhead 4-11; Brady 1-3, 1 TD; Moore 1-2. Pit. — Mendenhall 11-50; Moore 4-14; Roethlisberger 1-12.

**PASSING:** N.E. — Brady 43-30-0, 350, 3 TDs. Pit. — Roethlisberger 49-30-1, 387, 3 TDs.

**RECEIVING:** N.E. — Welker 8-89; Branch 7-71; Gronkowski 5-72, 3 TDs; Green-Ellis 4-36; Tate 2-50; Woodhead 2-22; Morris 1-6; Crumpler 1-4. Pit. — Wallace 8-136, 2 TDs; Moore 5-79; Randle El 5-66; Miller 5-60; Sanders 5-41, 1 TD; Mendenhall 2-5.


**GAME 10** **PITTSBURGH 35,** **OAKLAND 3**
**November 21, 2010** Heinz Field (64,987)


**PITTSBURGH** — Behind dominating offensive and defensive performances, the Steelers defeated the Oakland Raiders 35-3 at Heinz Field. The 32-point victory is the largest margin in the series' history by either team. The Steelers improved to 7-3 on the year, while the Raiders fell to 5-5.

Oakland jumped out to an early 3-0 lead on K Sebastian Janikowski's 41-yard field goal in the first quarter, but it would be the only points the Raiders would score all day. The Steelers grabbed a 7-3 lead on RB Rashard Mendenhall's five-yard touchdown run early in the second quarter. It was Mendenhall's career-best eighth rushing touchdown on the season. Mendenhall finished the game with 59 yards rushing.

QB Ben Roethlisberger gave the Steelers a 14-3 lead late in the second quarter with a 16-yard touchdown run, his first of the season. It was the first rushing touchdown of the season for the Steelers scored by anyone other than Mendenhall. Roethlisberger finished the game with 55 yards rushing on three carries.

With less than two minutes remaining in the first half, Roethlisberger found WR Emmanuel Sanders for a 22-yard touchdown to put the Steelers up 21-3 at halftime. It marked Sanders' second consecutive game with a touchdown reception.

On the first play of the fourth quarter, Roethlisberger found WR Mike Wallace for a 52-yard touchdown to give the Steelers a 28-3 lead. Wallace finished with a game-high 116 yards receiving and it marked his third straight game with more than 100 yards receiving and at least one touchdown reception. Wallace tied the team record for most consecutive games with at least 100 yards receiving, which is shared with WR Hines Ward in 2002.

Roethlisberger then found RB Isaac Redman for a 16-yard touchdown pass, which gave the Steelers the 35-3 final. Roethlisberger finished the game 18-of-29 for 275 yards, three touchdowns and no interceptions.

The Steelers offense racked up a season-high 431 yards of total offense (162 rushing and 269 passing). The Steelers defense produced six sacks, two interceptions and one fumble recovery. The defense only allowed 182 yards of total offense (65 rushing and 121 passing). The Steelers though struggled with penalties, setting a franchise-record with 163 penalty yards.

**Game Summary**

	1	2	3	4	F
Raiders (5-5)	3	0	0	0	3
STEELERS (7-3)	0	21	0	14	35

TEAM	Q	TIME	PLAY	DRIVE	SCORE
OAK	1	9:50	Janikowski 41 FG	7:49; 3:27	0-3
PIT	2	13:29	Mendenhall 5 run (Suisham kick)	14:85; 8:06	7-3
PIT	2	4:01	Roethlisberger 16 run (Suisham kick)	7:56; 3:30	14-3
PIT	2	1:26	Sanders 22 pass from Roethlisberger (Suisham kick)	4:35; 1:23	21-3
PIT	4	14:49	Wallace 52 pass from Roethlisberger (Suisham kick)	2:54; 0:18	28-3
PIT	4	1:12	Redman 16 pass from Roethlisberger (Suisham kick)	5:41; 2:24	35-3

**Team Statistics**

	Raiders	Steelers
1st Downs	17 (4-8-5)	18 (7-11-0)
3rd Downs	3-14 (21%)	7-14 (50%)
4th Downs	0-1 (0%)	0-0 (0%)
Total Net Yards	182	431
Plays-Avg.	65-2.8	64-6.7
Rushing Yards	61	162
Rush Att.-Avg.	16-3.8	33-4.9
Passing Yards	121	269
Att.-Comp.-Int.	43-20-2	29-18-0
Sacks By	2-6	6-47
Punts-Avg.	8-48.8	7-45.0
Penalties	7-55	14-163
Fumbles-Lost	3-1	1-1
Time of Poss.	27:13	32:47

**Individual Statistics**

<b>RUSHING:</b> Oak. — Bush 4-33; McFadden 10-14; Gradkowski 1-12; Reece 1-2. Pit. — Mendenhall 23-59, 1 TD; Roethlisberger 3-55, 1 TD; Redman 5-27; Wallace 1-19; Moore 1-2.
<b>PASSING:</b> Oak. — Gradkowski 24-13-1, 98; Campbell 19-7-1, 70. Pit. — Roethlisberger 29-18-0, 275, 3 TDs.
<b>RECEIVING:</b> Oak. — Higgins 4-37; Myers 3-28; Murphy 3-25; Ford 2-27; Bush 2-18; McFadden 2-16; Z. Miller 2-9; N. Miller 2-8. Pit. — Wallace 3-116, 1 TD; Ward 3-28; Miller 3-26; Moore 3-17; Sanders 2-35, 1 TD; Spaeth 2-16; Brown 1-21; Redman 1-16, 1 TD.

**GAME 11**  **PITTSBURGH 19,**  **BUFFALO 16 (OT)**
**November 28, 2010** Ralph Wilson Stadium (69,642)


ORCHARD PARK, N.Y. — K Shaun Suisham's 41-yard field goal with 2:14 left in overtime gave the Steelers the 19-16 victory against the Buffalo Bills at Ralph Wilson Stadium. The Steelers improved to 8-3 on the year, including a 5-1 record on the road. The Bills fell to 2-9.

The Steelers wasted no time getting on the board, marching 78 yards on 13 plays on their opening drive. RB Rashard Mendenhall scored from one yard out to put the Steelers up 7-0. Mendenhall finished the game with a career-high 36 carries for a season-high 151 yards and a touchdown.

Suisham connected on a 45-yard field goal early in the second quarter to put the Steelers ahead, 10-0. With only three seconds left in the first half, Suisham connected from 46 yards to put the Steelers up 13-0 at halftime. Suisham finished the game a perfect 4-for-4 on field goals, all coming from at least 40 yards out.

The Bills responded late in the third quarter when QB Ryan Fitzpatrick found RB Fred Jackson for what

appeared to be a short gain. However, Jackson broke through the secondary and into the endzone for 65-yard touchdown reception.

The Bills tied the game 13-13 with a pair of field goals from K Rian Lindell early in the fourth quarter. Lindell connected from 29 yards out, and then from 32 yards out only two minutes later to tie the game. The Steelers went ahead, 16-13, midway through the fourth quarter on Suisham's 48-yard field goal.

The Bills looked poised to take the lead with only three minutes left in the game. Fitzpatrick had the Bills at the Steelers' 12-yard line, but S Troy Polamalu picked off Fitzpatrick and it appeared that the Steelers could run out the clock. Costly penalties forced the Steelers to punt. The Bills then drove to the Steelers' 31-yard line, and Lindell booted a 49-yard field goal to force overtime.

The Bills won the coin toss in overtime and elected to receive. Buffalo had a golden opportunity with its second possession in overtime, but a crucial dropped touchdown pass by WR Stevie Johnson forced the Bills to punt. The Steelers took over at their 20-yard line and marched it to the Buffalo 22-yard line where Suisham nailed the game-winning field goal.

**Game Summary**

	1	2	3	4	OT	F
STEELERS (8-3)	7	6	0	3	3	19
Bills (2-9)	0	0	7	9	0	16

TEAM	Q	TIME	PLAY	DRIVE	SCORE
PIT	1	7:06	Mendenhall 1 run (Suisham kick)	13-78; 7:54	7-0
PIT	2	14:45	Suisham 45 FG	14-51; 6:12	10-0
PIT	2	0:03	Suisham 46 FG	8-54; 1:39	13-0
BUF	3	3:45	Jackson 65 pass from Fitzpatrick (Lindell kick)	4-80; 1:09	13-7
BUF	4	13:32	Lindell 29 FG	11-69; 3:45	13-10
BUF	4	11:25	Lindell 32 FG	4-9; 1:47	13-13
PIT	4	6:19	Suisham 48 FG	9-50; 5:06	16-13
BUF	4	0:02	Lindell 49 FG	6-23; 0:44	16-16
PIT	OT	2:14	Suisham 41 FG	13-58; 7:06	19-16

**Team Statistics**

	Steelers	Bills
1st Downs	28 (12-13-3)	19 (3-14-2)
3rd Downs	12-19 (63%)	4-13 (31%)
4th Downs	0-0 (0%)	1-1 (100%)
Total Net Yards	426	329
Plays-Avg.	83-5.1	64-5.1
Rushing Yards	206	74
Rush Att.-Avg.	45-4.6	17-4.4
Passing Yards	220	255
Att.-Comp.-Int.	33-20-1	45-23-1
Sacks By	2-10	5-26
Punts-Avg.	5-41.2	5-36.4
Penalties	10-107	4-20
Fumbles-Lost	1-1	3-1
Time of Poss.	45:23	27:23

**Individual Statistics**

<b>RUSHING:</b> Pit. — Mendenhall 36-151, 1 TD; Redman 5-25; Roethlisberger 1-18; Moore 3-12. Buf. — Jackson 12-59; Ganther 3-11; Fitzpatrick 2-4.
<b>PASSING:</b> Pit. — Roethlisberger 33-20-0, 246. Buf. — Fitzpatrick 45-23-1, 265, 1 TD.
<b>RECEIVING:</b> Pit. — Ward 7-107; Miller 4-46; Moore 4-33; Wallace 3-33; Sanders 2-27. Buf. — St. Johnson 7-68; Nelson 6-58; Jackson 5-104, 1 TD; Jones 2-17; Ganther 2-9; Evans 1-9.


**GAME 12** **PITTSBURGH 13,** **BALTIMORE 10**
**December 5, 2010** M&T Bank Stadium (71,418)


**BALTIMORE** — QB Ben Roethlisberger's nine-yard touchdown pass to RB Isaac Redman with 2:51 left in the game sealed the 13-10 victory for the Pittsburgh Steelers against the Baltimore Ravens at M&T Bank Stadium. The Steelers improved to 9-3, taking over first place in the AFC North. The Ravens fell to 8-4.

Both teams struggled moving the ball throughout most of the first quarter until the Ravens faced a third-and-15 from their own three-yard line. QB Joe Flacco then found WR Anquan Boldin for a 61-yard completion that set the Ravens up at the Steelers' 36-yard line. Flacco then connected with Boldin for a 14-yard touchdown pass, capping off a 10-play, 92-yard drive to put the Ravens up 7-0. Flacco finished the game with 266 yards passing and one touchdown.

Neither team scored again before halftime and the Ravens took their 7-0 lead into the break. The Steelers finally got on the board early in the third quarter

when K Shaun Suisham connected from 45 yards out, which cut the lead 7-3.

The Ravens struck on their next drive on K Billy Cundiff's 24-yard field goal to put them up 10-3. Suisham's 19-yard field goal cut the Ravens' lead to 10-6 early in the fourth quarter.

The Steelers kept forcing the Ravens to punt but they were unable to capitalize until late in the game. On a second-and-five from Baltimore's 43-yard line S Troy Polamalu sacked Flacco and forced a fumble that was recovered by LB LaMarr Woodley. The Steelers took over at the Ravens' nine-yard line and, three plays later, Roethlisberger found Redman for the game-winning touchdown. Roethlisberger finished the game with 253 yards passing with one touchdown and one interception.

The Steelers defense had a very solid performance, posting four sacks, a forced fumble and a fumble recovery while holding the Ravens to 269 yards of total offense (43 rushing, 226 passing). It was the third time this season the Steelers held their opponent to less than 50 rushing yards.

**Game Summary**

	1	2	3	4	F
STEELERS (9-3)	0	0	3	10	13
Ravens (8-4)	7	0	3	0	10

TEAM	Q	TIME	PLAY	DRIVE	SCORE
BAL	1	1:59	Boldin 14 pass from Flacco (Cundiff kick)	10-92; 7:10	0-7
PIT	3	10:54	Suisham 45 FG	8-53; 4:06	3-7
BAL	3	7:13	Cundiff 24 FG	13-60; 3:41	3-10
PIT	4	12:46	Suisham 19 FG	16-79; 9:27	6-10
PIT	4	2:51	Redman 9 pass from Roethlisberger (Suisham kick)	3-9; 0:22	13-10

**Team Statistics**

	Steelers	Ravens
1st Downs	17 (1-14-2)	14 (2-9-3)
3rd Downs	4-14 (29%)	4-13 (31%)
4th Downs	1-1 (100%)	1-2 (50%)
Total Net Yards	288	269
Plays-Avg.	65-4.4	57-4.7
Rushing Yards	54	43
Rush Att.-Avg.	24-2.3	20-2.2
Passing Yards	234	226
Att.-Comp.-Int.	38-22-1	33-17-0
Sacks By	4-40	3-19
Punts-Avg.	6-41.3	6-39.8
Penalties	9-61	9-53
Fumbles-Lost	1-0	2-1
Time of Poss.	34:08	25:52

**Individual Statistics**

<b>RUSHING:</b> Pit. — Mendenhall 19-45; Redman 4-10; Roethlisberger 1-(-1). Bal. — Rice 9-32; Flacco 3-15; McGahee 7-7; Stallworth 1-(-11).
<b>PASSING:</b> Pit. — Roethlisberger 38-22-1, 253, 1 TD. Bal. — Flacco 33-17-0, 266, 1 TD.
<b>RECEIVING:</b> Pit. — Wallace 5-76; Sanders 3-49; Johnson 3-37; Brown 3-26; Mendenhall 3-18; Redman 2-23, 1 TD; Ward 1-13; Miller 1-9; Moore 1-2. Bal. — Boldin 5-118, 1 TD; Houshmandzadeh 4-20; Dickson 3-21; Mason 2-22; Rice 2-18; Stallworth 1-67.

**GAME 13**  **PITTSBURGH 23,**  **CINCINNATI 7**
**December 12, 2010** Heinz Field (57,501)


**PITTSBURGH** — Behind a strong defensive performance, including two interceptions returned for touchdowns, the Steelers beat the Cincinnati Bengals 23-7 at Heinz Field. The Steelers improved to 10-3 on the season and remained in first place in the AFC North, while the Bengals fell to 2-10.

Cincinnati jumped out to an early 7-0 lead on their first drive of the game when QB Carson Palmer found OT Andrew Whitworth for a one-yard touchdown pass. The Bengals would not score another point as the Steelers' defense took over the game.

The Steelers tied the game 7-7 when **S Troy Polamalu** picked off Palmer's pass and returned it 45 yards for a touchdown late in the first half. It was Polamalu's second career interception return for a touchdown. **K Shaun Suisham** added a 23-yard field goal with 21 seconds left in the first half and the Steelers took a 10-7 lead into halftime.

Suisham added a 35-yard field goal on the Steelers' opening drive of the second half to make it 13-7. And on the Bengals' ensuing drive, **LB LaMarr Woodley** intercepted a Palmer pass and returned it 14 yards for a touchdown. It was Woodley's second interception of the season and his first career interception return for a touchdown. It also marked the first time the Steelers had two interception returns for a touchdown in a game since November 22, 1998.

Suisham connected from 41 yards late in the fourth quarter to put the Steelers up 23-7. The Bengals looked as if they were going to cut into the Steelers' lead on a first-and-10 from the Pittsburgh 16-yard line, but Polamalu picked off Palmer again to seal the victory. It was Polamalu's team-leading sixth interception of the season.

The Steelers had 354 yards of total offense (231 passing, 123 rushing). **QB Ben Roethlisberger** finished the game 21-of-33 for 258 yards and **RB Rashard Mendenhall** had a game-high 66 yards rushing.

The Steelers defense stole the show with three sacks, three interceptions and held the Bengals to only 190 yards of total offense.

**Game Summary**

	1	2	3	4	F
Bengals (2-11)	7	0	0	0	7
STEELERS (10-3)	0	10	3	10	23

TEAM	Q	TIME	PLAY	DRIVE	SCORE
CIN	1	9:58	Whitworth 1 pass from Palmer (Sittser kick)	8-69; 5:02	0-7
PIT	2	4:37	Polamalu 45 interception return (Suisham kick)	—; —	7-7
PIT	2	0:21	Suisham 23 FG	13-75; 2:00	10-7
PIT	3	8:34	Suisham 35 FG	10-54; 6:26	13-7
PIT	4	12:21	Woodley 14 interception return (Suisham kick)	—; —	20-7
PIT	4	5:34	Suisham 41 FG	7-45; 4:16	23-7

**Team Statistics**

	Bengals	Steelers
1st Downs	14 (2-10-2)	18 (7-11-0)
3rd Downs	2-8 (25%)	7-15 (47%)
4th Downs	1-1 (100%)	0-0 (0%)
Total Net Yards	190	354
Plays-Avg.	49-3.9	64-5.5
Rushing Yards	34	123
Rush Att.-Avg.	14-2.4	27-4.6
Passing Yards	156	231
Att.-Comp.-Int.	32-20-3	33-21-0
Sacks By	4-27	3-22
Punts-Avg.	5-43.4	5-35.2
Penalties	4-25	9-89
Fumbles-Lost	0-0	1-0
Time of Poss.	25:29	34:31

**Individual Statistics**

**RUSHING:** Cin. — Benson 8-19; Scott 4-15; Palmer 2-0. Pit. — Mendenhall 18-66; Roethlisberger 3-23; Moore 4-18; Wallace 1-12; Redman 1-4.

**PASSING:** Cin. — Palmer 32-20-3, 178, 1 TD. Pit. — Roethlisberger 33-21-0, 258.

**RECEIVING:** Cin. — Ochocinco 6-71; Kelly 4-15; Shipley 3-26; Benson 3-26; Leonard 2-17; Owens 1-22; Whitworth 1-1, 1 TD. Pit. — Ward 8-115; Wallace 5-78; Brown 3-27; Randle El 2-19; Mendenhall 1-9; Redman 1-6; Spaeth 1-4.


**GAME 14**  **NEW YORK 22,**  **PITTSBURGH 17**
**December 19, 2010** Heinz Field (62,568)


**PITTSBURGH** — The Steelers could not score a touchdown on a third-and-goal from the 10-yard line on the final play of the game and lost to the New York Jets, 22-17, at Heinz Field. Despite the loss, the team still clinched a playoff spot.

The Jets wasted no time scoring as WR Brad Smith took the opening kickoff 97 yards for a touchdown to give them the 7-0 lead. The Steelers tied the game midway through the second quarter as **QB Ben Roethlisberger** tossed a nine-yard touchdown to **TE Matt Spaeth** to cap a 16-play, 96-yard drive, the longest drive allowed by the Jets all season. It was Spaeth's first touchdown this season.

K Nick Folk put the Jets up 10-7 late in the first half with his 25-yard field goal, but the Steelers tied the game, 10-10, with 33 seconds left in the half on K Shaun Suisham's 42-yard field goal. It was Suisham's

15th straight field goal made between 40-49 yards.

On the first drive of the second half, **RB Rashard Mendenhall** capped it with a two-yard rushing touchdown to give the Steelers their first lead of the game, 17-10. It was Mendenhall's team-leading 10th touchdown of the season. He finished with a game-high 99 yards rushing on 17 carries and one touchdown.

The Jets responded on their ensuing drive as **QB Mark Sanchez** scored on a seven-yard run with 5:14 left in the third quarter. Folk added a 34-yard field goal in the fourth quarter to put the Jets up 20-17.

The Steelers took over from their own two-yard line with 2:38 remaining in game, but on the first play **DE Jason Taylor** tackled **RB Mewelde Moore** in the end-zone for a safety. After forcing the Jets to punt the Steelers had a chance to win, but two incomplete passes inside the Jets' 10-yard line gave the Jets the victory.

The Steelers finished with 378 yards of total offense (146 rushing, 232 passing) to the Jets' 276 (106 rushing, 170 passing). The Steelers also had 25 first downs to New York's 17.

**Game Summary**

	1	2	3	4	F
Jets (10-4)	7	3	7	5	22
STEELERS (10-4)	0	10	7	0	17

TEAM	Q	TIME	PLAY	DRIVE	SCORE
NYJ	1	14:48	Smith 97 kickoff return (Folk kick)	—	0-7
PIT	2	7:29	Spaeth 9 pass from Roethlisberger (Suisham kick)	16-96; 8:12	7-7
NYJ	2	2:48	Folk 25 FG	9-56; 4:41	7-10
PIT	2	0:33	Suisham 42 FG	10-53; 2:15	10-10
PIT	3	9:03	Mendenhall 2 run (Suisham kick)	9-74; 5:57	17-10
NYJ	3	5:14	Sanchez 7 run (Folk kick)	8-66; 3:49	17-17
NYJ	4	10:07	Folk 34 FG	13-50; 6:47	17-20
NYJ	4	2:38	Safety (Moore tackled in end zone)	—	17-22

**Team Statistics**

	Jets	Steelers
1st Downs	17 (8-8-1)	25 (10-14-1)
3rd Downs	6-13 (46%)	11-17 (65%)
4th Downs	1-1 (100%)	0-0 (0%)
Total Net Yards	276	378
Plays-Avg.	57-4.8	72-5.3
Rushing Yards	106	146
Rush Att.-Avg.	27-3.9	25-5.9
Passing Yards	170	232
Att.-Comp.-Int.	29-19-0	44-23-0
Sacks By	3-32	1-0
Punts-Avg.	4-36.8	4-38.0
Penalties	3-19	3-35
Fumbles-Lost	0-0	2-0
Time of Poss.	28:42	31:18

**Individual Statistics**

**RUSHING:** N.Y. — Tomlinson 11-49; Greene 12-40; Sanchez 3-15, 1 TD; Smith 1-2. **Pit.** — Mendenhall 17-99, 1 TD; Roethlisberger 2-25; Wallace 1-8; Moore 4-7; Redman 1-7.

**PASSING:** N.Y. — Sanchez 29-19-0, 170. **Pit.** — Roethlisberger 44-23-0, 264, 1 TD.

**RECEIVING:** N.Y. — Edwards 8-100; Holmes 6-40; Keller 3-19; Tomlinson 1-6; Greene 1-5. **Pit.** — Wallace 7-102; Sanders 7-78; Spaeth 3-27, 1 TD; Ward 2-34; Brown 2-15; Randle El 1-8; Moore 1-0.

**GAME 15**  **PITTSBURGH 27,**  **CAROLINA 3**
**December 23, 2010** Heinz Field (61,748)


**PITTSBURGH** — The Pittsburgh Steelers moved one step closer to winning the AFC North with a dominating 27-3 victory over the Carolina Panthers at Heinz Field. The Steelers improved to 11-4 while the Panthers fell to 2-13.

The Steelers jumped out to an early 3-0 lead on their first drive of the game as **K Shaun Suisham** connected on a 26-yard field goal with 3:47 left in the first quarter. The Steelers added to that lead early in the second quarter when **QB Ben Roethlisberger** found **WR Mike Wallace** for a 43-yard touchdown strike.

It was Wallace's team-leading ninth touchdown of the season and it marked the seventh time in team history that the duo has combined for a touchdown of at least 40 yards, tying the team record with **Bubby Brister** and **Louis Lipps**. Wallace finished the game with 104 yards receiving with one touchdown, his sixth 100-yard receiving game of the season, tying

him for second-most in team history with **Yancey Thigpen** (1997).

The Steelers took a 17-0 lead with 1:54 remaining in the first half as **RB Rashard Mendenhall** scored on a one-yard touchdown run, his team-leading 11th rushing touchdown of the season.

Suisham added a 29-yard field goal with 39 seconds left in the first half to put the Steelers up 20-0 at halftime. Roethlisberger gave the Steelers their final score in the third quarter as he rushed for a one-yard touchdown, his second of the season and 14th of his career. Roethlisberger finished the game 22-of-32 for 320 yards with one touchdown pass, one rushing touchdown and no interceptions.

**K John Kasay's** 27-yard field goal midway through the fourth quarter prevented the shutout and made it 27-3, the eventual final score. The three points though were the lowest the Steelers had allowed all season. The Steelers finished with 408 yards of total offense (115 rushing, 293 passing) while the defense held the Panthers to a season-low 119 yards (74 rushing, 45 passing), had four sacks and forced two turnovers.

**Game Summary**

	1	2	3	4	F
Panthers (2-13)	0	0	0	3	3
STEELERS (11-4)	3	17	7	0	27

TEAM	0	TIME	PLAY	DRIVE	SCORE
PIT	1	3:47	Suisham 26 FG	8-72; 4:09	3-0
PIT	2	10:16	Wallace 43 pass from Roethlisberger (Suisham kick)	3-58; 1:29	10-0
PIT	2	1:54	Mendenhall 1 run (Suisham kick)	8-72; 4:42	17-0
PIT	2	0:39	Suisham 29 FG	6-43; 0:47	20-0
PIT	3	5:05	Roethlisberger 1 run (Suisham kick)	7-35; 3:43	27-0
CAR	4	8:29	Kasay 27 FG	6-14; 2:46	27-3

**Team Statistics**

	Panthers	Steelers
1st Downs	7 (4-3-0)	22 (6-14-2)
3rd Downs	3-13 (23%)	4-12 (33%)
4th Downs	0-1 (0%)	0-1 (0%)
Total Net Yards	119	408
Plays-Avg.	49-2.4	68-6.0
Rushing Yards	74	115
Rush Att.-Avg.	22-3.4	33-3.5
Passing Yards	45	293
Att.-Comp.-Int.	23-10-1	32-22-0
Sacks By	3-27	4-27
Punts-Avg.	8-34.0	3-45.3
Penalties	6-62	4-40
Fumbles-Lost	1-1	2-2
Time of Poss.	24:36	35:24

**Individual Statistics**

**RUSHING:** Car. — Stewart 18-71; Goodson 4-3. Pit. — Mendenhall 18-65, 1 TD; Redman 4-43; Moore 4-5; Roethlisberger 7-2, 1 TD.

**PASSING:** Car. — Clausen 23-10-1, 72. Pit. — Roethlisberger 32-22-0, 320, 1 TD.

**RECEIVING:** Car. — Smith 3-17; Goodson 2-23; King 2-15; Stewart 1-9; Gettis 1-5; Rosario 1-3. Pit. — Miller 5-73; Wallace 4-104, 1 TD; Sanders 4-54; Ward 3-38; Brown 2-20; Mendenhall 2-18; Moore 1-11; Redman 1-2.


**GAME 16** **PITTSBURGH 41,** **CLEVELAND 9**
**January 2, 2011** Cleveland Browns Stadium (68,303)


**CLEVELAND** — The Steelers finished the regular season with a 12-4 record and captured the AFC North Division title with a 41-9 win over the Cleveland Browns. The Steelers have an NFL-best 20 division titles since 1970.

**S Troy Polamalu** returned to the starting lineup after missing two games and picked off QB Colt McCoy on the Browns' opening drive. On the Steelers' first offensive play of the game, **QB Ben Roethlisberger** found **WR Mike Wallace** racing down the field for a 56-yard score. It marked Wallace's career-best 10th receiving touchdown of the season and the eighth time Roethlisberger and Wallace have connected for a touchdown of at least 40 yards, the most in team history.

**RB Rashard Mendenhall** increased the Steelers' lead 14-0 with a one-yard rushing touchdown midway through the first quarter. The Browns though trimmed the lead to 14-3 on K Phil Dawson's 19-yard field goal early in the second quarter.

However on the Steelers' ensuing drive, Mendenhall scored on another one-yard rushing touchdown, his team-leading 13th of the season.

**S Ryan Clark** added to Cleveland's frustrations with an interception of his own that set up Roethlisberger's four-yard touchdown pass to **TE Heath Miller**. It was Miller's second receiving touchdown of the season. Prior to halftime, **K Shaun Suisham** put the Steelers up 31-3 at the break with a 41-yard field goal.

The Steelers increased their lead 38-3 midway through the third quarter when **WR Antwaan Randle El** found **WR Hines Ward** for a three-yard touchdown pass. It was Randle El's second touchdown pass of the season. It was Ward's fifth receiving touchdown of the season and 83rd of his career.

Suisham added a 24-yard field goal early in the fourth quarter to increase the lead to 41-3 before McCoy closed the scoring with a 20-yard touchdown pass to **WR Brian Robiskie** to cut the lead to 41-9.

For the second consecutive game, the Steelers' offense finished with more than 400 total yards [100 rushing, 318 passing]. The Steelers' defense had four sacks and three interceptions. The 21 interceptions on the season were the most by the team since 1996 when they had 23.

**Game Summary**

	1	2	3	4	F
<b>STEELERS (12-4)</b>	14	17	7	3	41
<b>Browns (5-11)</b>	0	3	0	6	9

TEAM	Q	TIME	PLAY	DRIVE	SCORE
PIT	1	14:17	Wallace 56 pass from Roethlisberger (Suisham kick)	1-56; 0:08	7-0
PIT	1	6:57	Mendenhall 1 run (Suisham kick)	10-71; 4:38	14-0
CLE	2	14:43	Dawson 19 FG	15-80; 7:14	14-3
PIT	2	7:51	Mendenhall 1 run (Suisham kick)	11-74; 6:52	21-3
PIT	2	4:53	Miller 4 pass from Roethlisberger (Suisham kick)	3-24; 1:35	28-3
PIT	2	1:30	Suisham 41 FG	7-53; 1:03	31-3
PIT	3	7:18	Ward 3 pass from Randle El (Suisham kick)	13-77; 7:42	38-3
PIT	4	12:32	Suisham 24 FG	10-52; 4:56	41-3
CLE	4	6:33	Robiskie 20 pass from McCoy (2-pt. attempt failed)	12-88; 5:59	41-9

**Team Statistics**

	Steelers	Browns
1st Downs	24 (6-17-1)	17 (6-10-1)
3rd Downs	8-13 (62%)	6-17 (35%)
4th Downs	1-1 (100%)	3-3 (100%)
Total Net Yards	418	225
Plays-Avg.	62-5.7	64-3.5
Rushing Yards	100	43
Rush Att.-Avg.	30-3.3	17-2.5
Passing Yards	318	182
Att.-Comp.-Int.	30-21-0	43-21-3
Sacks By	4-28	2-7
Punts-Avg.	2-56.0	3-43.7
Penalties	3-25	6-46
Fumbles-Lost	0-0	2-0
Time of Poss.	33:14	26:46

**Individual Statistics**

**RUSHING:** Pit. — Mendenhall 14-36, 2 TDs; Dwyer 9-28; Roethlisberger 4-24; Redman 3-12. Cle. — McCoy 4-19; Bell 5-14; Hillis 6-13; Cribbs 1-0; Massaquoi 1-(-3).

**PASSING:** Pit. — Roethlisberger 22-15-0, 280, 2 TDs; Leftwich 7-5-0, 42; Randle El 1-1-0, 3, TD. Cle. — McCoy 41-20-3 209, 1 TD; Wallace 1-1-0, 1; Cribbs 1-0-0, 0.

**RECEIVING:** Pit. — Ward 5-45, 1 TD; Miller 4-55, 1 TD; Brown 4-52; Wallace 3-105, 1 TD; Randle El 2-21; Mendenhall 1-24; Sanders 1-16; Redman 1-7. Cle. — Watson 7-67; Bell 4-14; Massaquoi 3-50; Cribbs 3-37; Robiskie 2-35, 1 TD; Stuckey 1-4; Hillis 1-3.

AFC DIVISIONAL PLAYOFF  PITTSBURGH 31,  BALTIMORE 24

January 15, 2011 Heinz Field(64,879)



**PITTSBURGH** — Down 14 points at halftime, the Steelers rallied to score 24 second-half points to beat the Baltimore Ravens in the AFC Divisional Playoff Game. With the victory, Pittsburgh improved to 3-0 all-time against the Ravens in the postseason. The Steelers advanced to their 15th AFC Championship game since 1970 and the fifth since 2001.

The Steelers got off to a hot start as **RB Rashard Mendenhall** scored from one-yard out on the Steelers' first drive of the game. It was Mendenhall's first career postseason rushing touchdown. The Ravens responded with a 10-play drive that was capped off with a 14-yard touchdown run by RB Ray Rice.

The Ravens went up 14-7 when DE Cory Redding returned **QB Ben Roethlisberger's** fumble 13 yards for a touchdown. And following another Steelers' turnover, QB Joe Flacco found TE Todd Heap for a four-yard touchdown and the Ravens led 21-7 at halftime.

Early in the third quarter the Steelers defense took over the game, forcing turnovers on three consecu-

tive Ravens' possessions. After a fumble by Rice, Roethlisberger found **TE Heath Miller** for a nine-yard score to cut the lead 21-14. **S Ryan Clark** then posted his first career postseason interception, picking off Flacco to set the Steelers up in Ravens' territory. Roethlisberger then found **WR Hines Ward** for an eight-yard touchdown and the game was tied 21-21. Roethlisberger finished the game with 226 yards passing with two touchdowns and no interceptions.

Another Ravens fumble led to **K Shaun Suisham's** 35-yard field goal, which gave the Steelers a 24-21 lead. But the Ravens tied the game on K Billy Cundiff's 24-yard field goal late in the fourth quarter. The Steelers took over with less than four minutes left in the game, and they faced a third-and-19 from their own 38-yard line. Roethlisberger then found rookie **WR Antonio Brown** running down the sideline for a 58-yard completion to set up Mendenhall's game-winning one-yard touchdown run, his second of the game.

The Steelers defense limited the Ravens to just 126 yards, the second-lowest total in team postseason history. The defense had five sacks, including three by **LB James Harrison**, forced three turnovers and held the Ravens to just 28 yards in the second half.

## Game Summary

	1	2	3	4	F
Ravens (13-5)	14	7	0	3	24
STEELERS (13-4)	7	0	14	10	31

TEAM	Q	TIME	PLAY	DRIVE	SCORE
PIT	1	6:18	Mendenhall 1 run (Suisham kick)	10-80; 6:04	7-0
BAL	1	1:20	Rice 14 run (Cundiff kick)	10-69; 4:58	7-7
BAL	1	0:53	Redding 13 fumble return (Cundiff kick)	—; —	7-14
BAL	2	5:43	Heap 4 pass from Flacco (Cundiff kick)	6-16; 3:02	7-21
PIT	3	9:11	Miller 9 pass from Roethlisberger (Suisham kick)	2-23; 0:53	14-21
PIT	3	1:21	Ward 8 pass from Roethlisberger (Suisham kick)	4-25; 2:17	21-21
PIT	4	12:15	Suisham 35 FG	8-6; 3:49	24-21
BAL	4	3:54	Cundiff 24 FG	5-23; 2:01	24-24
PIT	4	1:33	Mendenhall 2 run (Suisham kick)	11-65; 2:21	31-24

## Team Statistics

	Ravens	Steelers
1st Downs	12 (2-8-2)	21 (7-11-3)
3rd Downs	5-12 (42%)	7-14 (50%)
4th Downs	0-1 (0%)	1-1 (100%)
Total Net Yards	126	263
Plays-Avg.	53-2.4	69-3.8
Rushing Yards	35	71
Rush Att.-Avg.	18-1.9	31-2.3
Passing Yards	91	192
Att.-Comp.-Int.	30-16-1	32-19-0
Sacks By	6-34	5-34
Punts-Avg.	4-53.8	4-48.5
Penalties	6-74	9-93
Fumbles-Lost	2-2	2-2
Time of Poss.	25:32	34:28

## Individual Statistics

<b>RUSHING:</b> Bal. — Rice 12-32, 1 TD; McGehee 4-4; Flacco 2-(-1). Pit. — Mendenhall 20-46, 2 TDs; Moore 2-12; Roethlisberger 6-11; Redman 1-4; Wallace 2-(-2).
<b>PASSING:</b> Bal. — Flacco 30-16-1, 125, 1 TD. Pit. — Roethlisberger 32-19-0, 226, 2 TDs.
<b>RECEIVING:</b> Bal. — Rice 7-32; Heap 3-43, 1 TD; Houshmandzadeh 3-38; McGehee 2-14; Boldin 1-(-2). Pit. — Miller 5-39, 1 TD; Sanders 4-54; Brown 3-75; Ward 3-25, 1 TD; Wallace 3-20; Mendenhall 1-13.



# AFC CHAMPIONSHIP PITTSBURGH 24, NEW YORK 19

January 23, 2011 Heinz Field (66,662)



**PITTSBURGH** — The Pittsburgh Steelers advanced to their eighth Super Bowl with a 24-19 victory over the New York Jets in the AFC Championship at Heinz Field. The eight trips to the Super Bowl are tied for the most in NFL history with the Dallas Cowboys, and the Steelers' eight wins in an AFC Championship Game are the most in conference history.

The Steelers grabbed a 7-0 lead on the opening drive of the game as **RB Rashard Mendenhall** capped off the 15-play drive with a one-yard rushing touchdown. Mendenhall finished with a game-high 121 yards rushing, which is the sixth-most in team postseason history.

**K Shaun Suisham** added to the Steelers' lead with his 20-yard field goal in the second quarter to make it 10-0, and with two minutes left in the half, **QB Ben Roethlisberger** scored on a two-yard touchdown run to give the Steelers a 17-0 lead. It was Roethlisberger's third career postseason rushing touchdown.

On the Jets' ensuing drive, **CB Ike Taylor** posted a sack and forced fumble, both career firsts in the postseason, and **CB William Gay** returned the fumble 19

yards to make it 24-0. It was Gay's first career postseason touchdown and the first defensive touchdown for Pittsburgh in the postseason since **LB James Harrison's** 100-yard interception return for touchdown in Super Bowl XLIII.

The Jets got on the board just prior to halftime when **K Nick Folk** connected from 42 yards out to trim the lead to 24-3. And on the Jets' first drive of the second half, **QB Mark Sanchez** found **WR Santonio Holmes** for a 45-yard touchdown pass to cut the lead to 24-10. Following a goal-line stand by the Steelers' defense, Roethlisberger fumbled the first snap and was tackled in the endzone for a safety.

On the Jets' next drive, Sanchez found **WR Jericho Cotchery** for a four-yard touchdown to make it 24-19 with three minutes left in the game. The Steelers converted on two key third-downs on their ensuing drive, including the game-winning first down reception by **WR Antonio Brown** to seal their second AFC Championship in the last three seasons.

Pittsburgh improved to 5-1 in the postseason under **Head Coach Mike Tomlin** with the victory. Tomlin joined Hall of Famer **Joe Gibbs** as the only head coaches to reach two Super Bowls in their first four seasons as a head coach.

## Game Summary

	1	2	3	4	F
Jets (13-6)	0	3	7	9	19
STEELERS (14-4)	7	17	0	0	24

TEAM	Q	TIME	PLAY	DRIVE	SCORE
PIT	1	5:54	Mendenhall 1 run (Suisham kick)	15-66; 9:06	7-0
PIT	2	6:51	Suisham 20 FG	8-60; 3:41	10-0
PIT	2	2:00	Roethlisberger 2 run (Suisham kick)	7-66; 3:57	17-0
PIT	2	1:13	Gay 19 fumble return (Suisham kick)	—; —	24-0
NYJ	2	0:09	Folk 42 FG	7-44; 1:04	24-3
NYJ	3	12:13	Holmes 45 pass from Sanchez (Folk kick)	5-90; 2:47	24-10
NYJ	4	7:38	Safety (Roethlisberger tackled in end zone)	—; —	24-12
NYJ	4	3:06	Cotchery 4 pass from Sanchez (Folk kick)	10-58; 4:32	24-19

## Team Statistics

	Jets	Steelers
1st Downs	17 (2-12-3)	23 (10-9-4)
3rd Downs	5-14 (36%)	6-11 (55%)
4th Downs	2-3 (67%)	0-1 (0%)
Total Net Yards	289	287
Plays-Avg.	57-5.1	64-4.5
Rushing Yards	70	166
Rush Att.-Avg.	22-3.2	43-3.9
Passing Yards	219	121
Att.-Comp.-Int.	33-20-0	19-10-2
Sacks By	2-12	2-14
Punts-Avg.	4-36.5	1-38.0
Penalties	6-50	4-25
Fumbles-Lost	2-1	3-0
Time of Poss.	25:19	34:41

## Individual Statistics

<b>RUSHING:</b> N.Y. — Greene 9-52; Tomlinson 9-16; Sanchez 3-6; Cotchery 1-(-4). Pit. — Mendenhall 27-121, 1 TD; Redman 4-27; Roethlisberger 11-21, 1 TD; Moore 1-(-3).
<b>PASSING:</b> N.Y. — Sanchez 33-20-0, 233, 2 TDs. Pit. — Roethlisberger 19-10-2, 133.
<b>RECEIVING:</b> N.Y. — Keller 8-64; Cotchery 5-33, 1 TD; Edwards 3-50; Holmes 2-61, 1 TD; Smith 2-25. Pit. — Miller 2-38; Mendenhall 2-32; Ward 2-14; Sanders 1-20; Brown 1-14; Moore 1-9; Wallace 1-6.

SUPER BOWL XLV  GREEN BAY 31,  PITTSBURGH 25

February 6, 2011 Cowboys Stadium (103,219)



ARLINGTON, Texas — The Steelers could not overcome an early 18-point deficit and fell short in their quest for their seventh Super Bowl victory, losing to the Green Bay Packers 31-25 in Super Bowl XLV.

The Packers struck first when QB Aaron Rodgers found WR Jordy Nelson for a 29-yard touchdown pass late in the first quarter to give Green Bay a 7-0 lead. Only 24 seconds later, Steelers' QB Ben Roethlisberger was picked off by S Nick Collins, who returned it 37 yards for a touchdown to give the Packers a 14-0 lead at the end of the first quarter.

The Steelers scored early in the second quarter when K Shaun Suisham connected from 33 yards to cut the Packers' lead to 14-3. On the Steelers' next possession, Roethlisberger was picked off again, and on the Packers' ensuing drive, Rodgers found WR Greg Jennings for a 21-yard touchdown to put Green Bay ahead 21-3.

The Steelers would cut the lead to 21-10 when WR Hines Ward caught an eight-yard touchdown pass from Roethlisberger late in the first half. Ward fin-

ished the game with seven catches for 78 yards and one touchdown.

Pittsburgh cut the lead to 21-17 in the third quarter when RB Rashard Mendenhall scored from eight yards out. Mendenhall finished with a game-high 63 yards rushing and one touchdown.

The Steelers' defense forced the Packers to punt on every third-quarter possession, and the offense looked to take the lead. However, on the first play of the fourth quarter, Mendenhall fumbled and Green Bay recovered. The Packers marched down the field and Rodgers found Jennings again, this time for an eight-yard score, increasing their lead to 28-17. Rodgers finished the game with 304 yards passing with three touchdowns and no interceptions.

With 7:34 left in the fourth quarter, Roethlisberger found WR Mike Wallace for a 25-yard touchdown pass, and with a two-point conversion, the Steelers were only down 28-25.

On the Packers' next drive, K Mason Crosby connected from 23 yards out to give Green Bay a six-point lead. The Steelers still had time, taking over with two minutes left in the game, but they failed to convert a fourth-and-five from their own 33-yard line, allowing Green Bay to win their fourth Super Bowl.

## Game Summary

	1	2	3	4	F
STEELERS (14-5)	0	10	7	8	25
Packers (14-6)	14	7	0	10	31

TEAM	Q	TIME	PLAY	DRIVE	SCORE
GB	1	3:44	Nelson 29 pass from Rodgers (Crosby kick)	9:80; 4:33	0-7
GB	1	3:20	Collins 37 interception return (Crosby kick)	—; —	0-14
PIT	2	11:08	Suisham 33 FG	13:49; 7:12	3-14
GB	2	2:24	Jennings 21 pass from Rodgers (Crosby kick)	4:53; 2:04	3-21
PIT	2	0:39	Ward 8 pass from Roethlisberger (Suisham kick)	7:77; 1:45	10-21
PIT	3	10:19	Mendenhall 8 run (Suisham kick)	5:50; 2:20	17-21
GB	4	11:57	Jennings 8 pass from Rodgers (Crosby kick)	8:55; 2:53	17-28
PIT	4	7:34	Wallace 25 pass from Roethlisberger (Suisham kick)	7:66; 4:23	25-28
GB	4	2:07	Crosby 23 FG	10:70; 5:27	25-31

## Team Statistics

	Steelers	Packers
1st Downs	19 (8-11-0)	15 (4-11-0)
3rd Downs	7-13 (54%)	6-13 (46%)
4th Downs	0-1 (0%)	0-0 (0%)
Total Net Yards	387	338
Plays-Avg.	64-6.0	55-6.1
Rushing Yards	126	50
Rush Att.-Avg.	23-5.5	13-3.8
Passing Yards	261	288
Att.-Comp.-Int.	40-25-2	39-24-0
Sacks By	3-16	1-2
Punts-Avg.	3-51.0	6-40.5
Penalties	6-55	7-67
Fumbles-Lost	1-1	1-0
Time of Poss.	33:25	26:35

## Individual Statistics

<b>RUSHING:</b> Pit. — Mendenhall 14-63, 1 TD; Roethlisberger 4-31; Redman 2-19; Moore 3-13. G.B. — Starks 11-52; Rodgers 2-(-1).
<b>PASSING:</b> Pit. — Roethlisberger 40-25-2, 263, 2 TDs. G.B. — Rodgers 39-24-0, 304, 3 TDs.
<b>RECEIVING:</b> Pit. — Wallace 9-89, 1 TD; Ward 7-78, 1 TD; Randle El 2-50; Sanders 2-17; Miller 2-12; Spaeth 1-9; Mendenhall 1-7; Brown 1-1. G.B. — Nelson 9-140, 1 TD; Jones 5-50; Jennings 4-64, 2 TDs; Driver 2-28; Jackson 1-14; Quarless 1-5; Hall 1-2; Crabtree 101.



## 2010 REGULAR SEASON LINEUPS

MEDIA INFORMATION

FOOTBALL STAFF

2011 PLAYERS

2010 IN REVIEW

STEELERS HISTORY

RECORDS

### Offense

OPPONENT	WR	LT	LG	C	RG	RT	TE	WR	QB	RB	FB
ATLANTA (9/12)	Wallace	Starks	Kemoeatu	Pouncey	Essex	Adams	Miller	Ward	Dixon	Mendenhall	Spaeth (TE)
At Tennessee (9/19)	Wallace	Scott	Kemoeatu	Pouncey	Essex	Adams	Miller	Ward	Dixon	Mendenhall	Spaeth (TE)
At Tampa Bay (9/26)	Wallace	Starks	Kemoeatu	Pouncey	Legursky	Adams	Miller	Ward	Bach	Mendenhall	Spaeth (TE)
BALTIMORE (10/3)	Wallace	Starks	Kemoeatu	Pouncey	Legursky	Adams	Miller	Ward	Bach	Mendenhall	Spaeth (TE)
CLEVELAND (10/17)	Wallace	Starks	Kemoeatu	Pouncey	Legursky	Adams	Miller	Ward	Roethlisberger	Mendenhall	Spaeth (TE)
At Miami (10/24)	Wallace	Starks	Kemoeatu	Pouncey	Legursky	Adams	Miller	Ward	Roethlisberger	Mendenhall	Spaeth (TE)
At New Orleans (10/31)	Wallace	Starks	Kemoeatu	Pouncey	Essex	Adams	Miller	Ward	Roethlisberger	Mendenhall	Spaeth (TE)
At Cincinnati (11/8)	Wallace	Starks	Kemoeatu	Pouncey	Essex	Adams	Miller	Ward	Roethlisberger	Mendenhall	Spaeth (TE)
NEW ENGLAND (11/14)	Wallace	Scott	Foster	Pouncey	Essex	Adams	Miller	Ward	Roethlisberger	Mendenhall	Spaeth (TE)
OAKLAND (11/21)	Wallace	Scott	Kemoeatu	Pouncey	Foster	Adams	Miller	Ward	Roethlisberger	Mendenhall	Spaeth (TE)
At Buffalo (11/28)	Wallace	Scott	Kemoeatu	Pouncey	Foster	Adams	Miller	Ward	Roethlisberger	Mendenhall	Spaeth (TE)
At Baltimore (12/5)	Wallace	Scott	Kemoeatu	Pouncey	Foster	Adams	Miller	Ward	Roethlisberger	Mendenhall	Spaeth (TE)
CINCINNATI (12/12)	Wallace	Scott	Kemoeatu	Pouncey	Foster	Adams	Miller	Ward	Roethlisberger	Mendenhall	Johnson
At Baltimore (12/19)	Wallace	Scott	Kemoeatu	Pouncey	Foster	Adams	Miller	Ward	Roethlisberger	Mendenhall	Johnson
N.Y. JETS (12/19)	Wallace	Scott	Kemoeatu	Pouncey	Foster	Adams	Miller	Ward	Roethlisberger	Mendenhall	Johnson
CAROLINA (12/23)	Wallace	Scott	Kemoeatu	Pouncey	Foster	Adams	Miller	Spaeth (TE)	Roethlisberger	Mendenhall	Johnson
At Cleveland (1/2)	Wallace	Scott	Kemoeatu	Pouncey	Foster	Adams	Miller	Ward	Roethlisberger	Mendenhall	Sanders (WR)

### Defense

OPPONENT	LE	NT	RE	LOLB	LILB	RILB	ROLB	RCB	LCB	SS	FS
ATLANTA (9/12)	Smith	Hampton	Keisel	Woodley	Farior	Timmons	Harrison	Taylor	McFadden	Polamalu	Clark
At Tennessee (9/19)	Smith	Hoke	Keisel	Woodley	Farior	Timmons	Harrison	Taylor	McFadden	Polamalu	Clark
At Tampa Bay (9/26)	Smith	Hampton	Keisel	Woodley	Farior	Timmons	Harrison	Taylor	McFadden	Polamalu	Clark
BALTIMORE (10/3)	Smith	Hampton	Keisel	Woodley	Farior	Timmons	Harrison	Taylor	McFadden	Polamalu	Clark
CLEVELAND (10/17)	Smith	Hampton	Keisel	Woodley	Farior	Timmons	Harrison	Taylor	McFadden	Polamalu	Clark
At Miami (10/24)	Smith	Hampton	Eason	Woodley	Farior	Timmons	Harrison	Taylor	McFadden	Polamalu	Clark
At New Orleans (10/31)	Hood	Hampton	Eason	Woodley	Farior	Timmons	Harrison	Taylor	McFadden	Polamalu	Clark
At Cincinnati (11/8)	Hood	Hampton	Keisel	Woodley	Farior	Timmons	Harrison	Taylor	McFadden	Polamalu	Clark
NEW ENGLAND (11/14)	Hood	Hampton	Eason	Woodley	Farior	Timmons	Harrison	Taylor	McFadden	Polamalu	Clark
OAKLAND (11/21)	Hood	Hampton	Eason	Woodley	Farior	Timmons	Harrison	Taylor	McFadden	Polamalu	Clark
At Buffalo (11/28)	Hood	Madison (CB)	Eason	Woodley	Farior	Gay (CB)	Timmons	Taylor	McFadden	Polamalu	Clark
At Baltimore (12/5)	Hood	Hampton	Keisel	Woodley	Farior	Timmons	Harrison	Taylor	McFadden	Polamalu	Clark
CINCINNATI (12/12)	Hood	Hampton	Keisel	Woodley	Farior	Timmons	Harrison	Taylor	McFadden	Polamalu	Clark
N.Y. JETS (12/19)	Hood	Hampton	Keisel	Woodley	Farior	Timmons	Harrison	Taylor	McFadden	Mundy	Clark
CAROLINA (12/23)	Hood	Hampton	Keisel	Woodley	Farior	Timmons	Harrison	Taylor	McFadden	Mundy	Clark
At Cleveland (1/2)	Hood	Hampton	Keisel	Woodley	Farior	Timmons	Harrison	Taylor	McFadden	Polamalu	Clark

## 2010 TOP INDIVIDUAL PERFORMANCES

Opponent			Steelers		
vs. Atl [9/12]	Michael Turner	19	<b>RUSHING</b>		
vs. N.E. [11/14]	BenJarvus Green-Ellis	87	Rushes	36	Rashard Mendenhall at Buf [11/28]
vs. Oak [11/21]	Michael Bush	24	Yards	151	Rashard Mendenhall at Buf [11/28]
at T.B. [9/26]	LeGarrette Blount	1	Long	50t	vs. Atl [9/12]
vs. Bal [10/3]	Willis McGahee	1	TDs	2	Rashard Mendenhall vs. Bal [10/3]
at Cin [11/8]	Cedric Benson	1		2	Rashard Mendenhall at Cle [1/2]
vs. N.E. [11/14]	Tom Brady	1			
vs. NYJ [12/19]	Mark Sanchez	1			
			<b>RECEIVING</b>		
vs. Atl [9/12]	Roddy White	13	Receptions	8	Mike Wallace vs. N.E. [11/14]
at Cin [11/8]	Terrell Owens	141	Yards	136	Hines Ward vs. Cin [12/12]
at Bal [12/5]	Donte Stallworth	67	Long	56t	Rashard Mendenhall vs. Atl [9/12]
vs. N.E. [11/14]	Rob Gronkowski	3	TDs	2	Mike Wallace at Cle [1/2]
				2	Mike Wallace at T.B. [9/26]
				2	Mike Wallace vs. N.E. [11/14]
			<b>PASSING</b>		
at Buf [11/28]	Ryan Fitzpatrick	45	Attempts	49	Ben Roethlisberger vs. N.E. [11/14]
at N.O. [10/31]	Drew Brees	34	Completions	30	Ben Roethlisberger vs. N.E. [11/14]
vs. N.E. [11/14]	Tom Brady	350	Yards	387	Ben Roethlisberger vs. N.E. [11/14]
at Buf [11/28]	Ryan Fitzpatrick	65t	Long	56t	Ben Roethlisberger at Cle [1/2]
vs. N.E. [11/14]	Tom Brady	3	TDs	3	Charlie Batch at T.B. [9/26]
				3	Ben Roethlisberger vs. Cle [10/17]
				3	Ben Roethlisberger vs. N.E. [11/14]
				3	Ben Roethlisberger vs. Oak [11/21]
vs. Cin [12/12]	Carson Palmer	3	<b>INTs</b>	2	Charlie Batch at T.B. [9/26]
at Cle [1/2]	Colt McCoy	3			
			<b>PUNT RETURNS</b>		
vs. Oak [11/21]	Nick Miller	4	Returns	7	Antonio Brown vs. Oak [11/21]
at Bal [12/5]	Lardarius Webb	47	Yards	66	Antonio Brown vs. Oak [11/21]
at Ten [9/19]	Marc Mariani	38	Long	38	Emmanuel Sanders at N.O. [10/31]
	NONE		TDs		NONE
			<b>KICKOFF RETURNS</b>		
vs. Car [12/23]	Mike Goodson	6	Returns	6	Emmanuel Sanders vs. N.E. [11/14]
vs. NYJ [12/19]	Brad Smith	140	Yards	156	Emmanuel Sanders vs. N.E. [11/14]
vs. NYJ [12/19]	Brad Smith	97	Long	89t	Antonio Brown at Ten [9/19]
vs. NYJ [12/19]	Brad Smith	1	TDs	1	Antonio Brown at Ten [9/19]
			<b>PUNTS</b>		
vs. Oak [11/21]	Shane Lechler	8	Punts	8	Daniel Sepulveda at Ten [9/19]
vs. Car [12/23]	Josh Baker	8			
vs. Oak [11/21]	Shane Lechler	390	Yards	348	Daniel Sepulveda at Ten [9/19]
at Ten [9/19]	Brett Kern	48.8	Avg.	62.0	Daniel Sepulveda at T.B. [9/26]
vs. Oak [11/21]	Shane Lechler	48.8			
at Mia [10/24]	Brandon Fields	47.7	Net	62.0	Daniel Sepulveda at T.B. [9/26]
at Mia [10/24]	Brandon Fields	66	Long	62	Daniel Sepulveda at T.B. [9/26]
vs. Atl [9/12]	Michael Koenen	4	In 20	4	Daniel Sepulveda vs. Cle [10/17]
vs. Cle [10/17]	Reggie Hodges	4		4	Daniel Sepulveda vs. Oak [11/21]
vs. N.E. [11/14]	Zoltan Mesko	1	<b>Touchbacks</b>	3	Daniel Sepulveda at Ten [9/19]
at Buf [11/28]	Brian Moorman	1			
at Bal [12/5]	Sam Koch	1			
vs. Cin [12/12]	Kevin Huber	1			
vs. Car [12/23]	Josh Baker	1			
			<b>INTERCEPTIONS</b>		
vs. Atl [9/12]	Mike Peterson	1	Interceptions	2	Troy Polamalu vs. Cin [12/12]
at T.B. [9/26]	Quincy Black	1			
at T.B. [9/26]	Aqib Talib	1			
vs. Bal [10/3]	Ray Lewis	1			
vs. Cle [10/17]	Joe Haden	1			
at N.O. [10/31]	Leigh Torrence	1			
at Cin [11/8]	Roy Williams	1			
vs. N.E. [11/14]	James Sanders	1			
at Bal [12/5]	Josh Wilson	1			
vs. Cle [10/17]	Joe Haden	62	<b>Long Return</b>	79t	Brett Keisel at T.B. [9/26]
vs. N.E. [11/14]	James Sanders	1	TDs	1	Brett Keisel at T.B. [9/26]
				1	Troy Polamalu vs. Cin [12/12]
				1	LaMarr Woodley vs. Cin [12/12]
			<b>TACKLES</b>		
at Buf [11/28]	Donte Whitner	18	Total	15	Lawrence Timmons at Ten [9/19]
				15	Lawrence Timmons vs. Bal [10/3]
at Bal [12/5]	Ray Lewis	12	Solo	13	Lawrence Timmons at Ten [9/19]
at Buf [11/28]	Donte Whitner	10	Assisted	8	Ryan Clark vs. N.E. [11/14]
at Buf [11/28]	Kyle Williams	2	Sacks	2	James Harrison at Ten [9/19]
vs. NYJ [12/19]	Drew Coleman	2		2	James Harrison vs. Cle [10/17]
vs. Car [12/23]	Charles Johnson	2		2	LaMarr Woodley at Cin [11/8]
				2	James Harrison vs. Oak [11/21]
				2	LaMarr Woodley vs. Cin [12/12]

# 2011 HISTORY

Steelers



## STEELERS HISTORY

The fifth-oldest franchise in the NFL, the Steelers were founded on July 8, 1933, by Arthur Joseph Rooney. Originally named the Pittsburgh Pirates, they were a member of the Eastern Division of the 10-team NFL. The other four current NFL teams in existence at that time were the Chicago (Arizona) Cardinals, Green Bay Packers, Chicago Bears and New York Giants.

One of the great pioneers of the sports world, Art Rooney passed away on August 25, 1988, following a stroke at the age of 87. "The Chief," as he was affectionately known, is enshrined in the Pro Football Hall of Fame and is remembered as one of Pittsburgh's great people.

Born on January 27, 1901, in Coulterville, Pa., Art Rooney was the oldest of Daniel and Margaret Rooney's nine children. He grew up in Old Allegheny, now known as Pittsburgh's North Side, and until his death he lived on the North Side just a short distance from Three Rivers Stadium.

Rooney attended St. Peter's Parochial School and Duquesne University Prep School. He studied collegiately at Indiana (Pa.) Normal, which is now Indiana University of Pennsylvania, as well as at Georgetown and Duquesne.

An exceptional all-around athlete, Rooney held middleweight and welterweight titles from the AAU Boxing Championships and was named to the U.S. Olympic Boxing team in 1920, although he did not participate in the Olympic Games. He played minor league baseball from 1920-25 before a promising career was cut short by an arm injury. Rooney continued playing football for several semi-pro teams in the Pittsburgh area. He was married on June 11, 1931, to Kathleen McNulty, and the couple had five sons — Daniel, Art Jr., Tim, John and Pat. In 1964, Rooney was inducted into the Pro Football Hall of Fame for his contributions to the growth of the NFL and the Pittsburgh Steelers.

By the mid-1960s, Steelers founder Art Rooney had begun to turn over much of the operation of the Steelers to his oldest son, Dan. After having worked in every area of the organization since 1955, Daniel M. Rooney was named president of the Steelers in 1975. In 2000, Dan Rooney was inducted into the Pro Football Hall of Fame. He joined his father Art to form only the second father-son tandem to be inducted into the Hall of Fame. The late New York Giants owners Wellington Mara and his father Tim were the first.

Dan Rooney spent 54 consecutive years with the organization before being named U.S. Ambassador to Ireland in 2009 by President Barack Obama. Rooney was required to move to Ireland in 2009 to fulfill his duties as ambassador.

As an NFL owner, Dan Rooney was widely recognized as one of the league's most influential executives and one

of Pittsburgh's leading contributors to civic affairs. Among his community activities, Dan Rooney is a board member for The American Ireland Fund, The Pittsburgh History and Landmarks Foundation and The Heinz History Center.

Dan Rooney has been a member of several NFL committees over the past 30-plus years. He has served on the board of directors for the NFL Trust Fund, NFL Films and the Scheduling Committee. He was appointed chairman of the Expansion Committee in 1973, which considered new franchise locations and directed the addition of Seattle and Tampa Bay as expansion teams in 1976.

In 1976, Rooney was also named chairman of the Negotiating Committee, and in 1982 he contributed to the negotiations for the Collective Bargaining Agreement for the NFL and the Players' Association. He again played a key role in the labor agreement reached between NFL owners and players in 1993. Rooney was also largely responsible for developing the realignment plan and scheduling format that the NFL adopted prior to the 2002 season. In October 2002, he was named chairman of the NFL's Diversity in the Workplace Committee. Rooney is Chairman of the Hall of Fame Committee. In February 1999, he was named the recipient of the Philadelphia Maxwell Football Club's Francis J. "Reds" Bagnell Award for outstanding contributions to the game of football.

Daniel M. Rooney was born on Pittsburgh's North Side on July 20, 1932. He is a 1950 graduate of North Catholic High School, where he played quarterback on the varsity football team. He went on to graduate from Duquesne University in 1955 with a bachelor of arts degree in accounting. Rooney and his wife Patricia live on the North Side. The Rooneys have nine children and 17 grandchildren.

Dan Rooney was named Steelers' Chairman Emeritus in July 2009 after he was named United States Ambassador to Ireland.

In 2002, Dan Rooney officially turned over the title of Steelers' team president to his oldest son, Art Rooney II, who had previously served as the team's vice president and general counsel. Art II also previously served as Chairman of the Board of Klett Rooney Lieber & Schorling (now Buchanan Ingersoll), Attorneys at Law. A 1978 graduate of the University of Pittsburgh where he majored in political science, Art II received his law degree from Duquesne University School of Law in 1982. His many charitable contributions include sitting on the boards of Pittsburgh's Children's Museum, Greater Pittsburgh Council of the Boy Scouts of America, United Way of Allegheny County and Board of Trustees at Duquesne University. He and his wife Greta have four children.

1901

January 27, 1901 – Arthur J. Rooney Sr. is born in Coulterville, Pa. He would eventually be affectionately known as "The Chief."



1932

July 20, 1932 – Dan Rooney is born on Pittsburgh's North Side.



1933

July 8, 1933 – The Pittsburgh Pirates are founded by Art Rooney.

1933

Ray Kemp becomes the first African-American to play for the Steelers.





## STEELERS HISTORY

MEDIA INFORMATION

FOOTBALL STAFF

2011 PLAYERS

2010 IN REVIEW

STEELERS HISTORY

RECORDS

381

## 1930s

After founding the Pirates in 1933, Art Rooney watched his club struggle through

its first seven seasons with just 22 wins and five different head coaches. While home games were played at Forbes Field, Rooney often took his team to such cities as Johnstown, Latrobe, Youngstown, New Orleans, and Louisville in the 1930s due to competition with baseball and college football.

In 1938 Rooney signed Colorado All-America Byron "Whizzer" White to a \$15,800 contract, making White the first "big money" player in the NFL. White led the league in rushing that year and became one of the NFL's most illustrious alumni. He served 31 years as a Justice of the United States Supreme Court before retiring in 1993.

## 1940s

In 1940 Rooney changed the team name to the Pittsburgh Steelers, represent-

ing the heritage of Pittsburgh. The first winning record in the organization's history came in 1942 when head coach Walt Kiesling led the Steelers to a 7-4 finish with the league-leading rushing of rookie Bill Dudley. But the next year Dudley joined the Armed Forces along with many other NFL players as the nation went to war. With rosters depleted, Rooney merged the Steelers with the Philadelphia Eagles in 1943 (Phil-Pitt "Steagles") and with the Chicago Cardinals (Card-Pitt) in 1944.

Rooney hired legendary Pitt coach Jock Sutherland in 1946, and Dudley returned from the war to earn NFL MVP honors, leading the league in rushing, interceptions, and punt returns. Today, Dudley is a member of the Pro Football Hall of Fame.

Sutherland led the 1947 Steelers to an 8-4 record and a share of the Eastern division title, but they lost their first-ever postseason game, 21-0, to Philadelphia. Sutherland died suddenly the following spring while on a scouting trip.



## 1938

Byron "Whizzer" White paid an unheard-of \$15,800 to play one season for the Steelers.

## 1942

The Pittsburgh Pirates are officially renamed the Pittsburgh Steelers.

## 1942

November 22, 1942 – The Steelers defeat the Chicago Cards 19-3 to clinch their first winning season in team history.

## 1950s

Succeeding Sutherland, John Michelosen was head coach for the 1948-51 seasons,

compiling a 20-26-2 record. In 1952 Joe Bach returned for his second stint with the Steelers, having coached the team previously in 1935-36. The Steelers became the last team to abandon the single wing for the T-formation in 1952.

Bach resigned for health reasons following the 1954 season and was replaced by assistant coach Walt Kiesling, who had been the Steelers' head coach twice previously. Kiesling's three stints covered the 1939-40, 1941-44, and 1954-56 campaigns.



## 1943

The Pittsburgh Steelers merge with the Philadelphia Eagles to form the "Steagles" as many rosters were depleted due to World War II.

## 1947


December 21, 1947 – The Steelers play their first postseason game, a 21-0 setback to the Philadelphia Eagles in the Eastern Division Playoffs.

## 1944

The Pittsburgh Steelers merge with the Chicago Cardinals (Card-Pitt) as many rosters were still depleted due to World War II.

## 1957

Lowell Perry becomes the NFL's first African-American assistant coach.



## STEELERS HISTORY

**1960s** Buddy Parker was named head coach in 1957 and over the next eight years he led the Steelers to five non-losing seasons. Hall of Fame quarterback Bobby Layne quarterbacked the team through three of those campaigns, leading the Steelers to a 9-5 mark and a playoff game versus Detroit in 1962, which the Steelers lost 17-10. Parker completed his tenure with a 51-48-6 record and ranks third among all-time Steelers coaches for career wins.

On October 25, 1964, the Steelers made team history when they retired jersey No. 70 in honor of former defensive tackle Ernie Stautner. Stautner, who was inducted into the Pro Football Hall of Fame in 1969, remains the only Steelers player to have his jersey retired.

Brief head coaching stints by Mike Nixon in 1965 and Bill Austin from 1966-68 preceded the hiring of the 37-year-old Chuck Noll on January 27, 1969. Noll began to rebuild the Steelers through the draft, starting with the defense when he selected defensive tackle Joe Greene with his first choice in 1969. Today, Greene is a member of the Pro Football Hall of Fame.

**1964**

*October 25, 1964* – The Steelers retire Ernie Stautner's No. 70, becoming the first and only jersey number to be retired in team history.

**1969**

*January 27, 1969* – Chuck Noll is named head coach of the Steelers.

**1969**

*January 28, 1969* – "Mean" Joe Greene is selected by the Steelers in the first round of the NFL Draft.

**1970**

The Pittsburgh Steelers move from the NFL Century Division to the AFC Central with the merger of the American Football League and the NFL.

**1970s** A 1-13 record in 1969 gave the Steelers the first overall choice in the 1970 draft, with which Noll addressed the offense by selecting quarterback Terry Bradshaw, another Hall of Famer, after the Steelers won the first selection by winning a coin toss with the Chicago Bears. Cornerback Mel Blount was added in the third round that year, followed by linebacker Jack Ham in 1971 and running back Franco Harris in 1972. In all, Noll drafted 10 players who are now enshrined in the Hall of Fame including three in his first 20 picks and four of his first 38.



Two significant changes took place in 1970. The Steelers moved from the NFL Century Division to the AFC Central with the merger of the American Football League and the NFL. The Steelers also moved into a new home as Three Rivers Stadium opened. Previously, the Steelers had played home games at Forbes Field from 1933-57 and at both Forbes Field and Pitt Stadium from 1958-63. From 1964-69 the Steelers played at Pitt Stadium until Three Rivers opened in 1970.

Gradual improvement in the early 1970s resulted in the team's first division title in 1972 with an 11-3 record. In the first playoff game at Three Rivers the Steelers defeated the Oakland Raiders, 13-7, with Franco Harris' "Immaculate Reception" in the final minute. Despite a 21-17 loss the following week to the undefeated Miami Dolphins, the Steelers had reached a new plateau.

**1970**

*August 28, 1970* – Pittsburgh defeats the New York Giants, 21-6, in the first preseason game at Three Rivers Stadium.

**1970**

*September 20, 1970* – The Steelers fall to the Houston Oilers, 19-7, in their first regular-season game at Three Rivers Stadium.

**1972**

*December 23, 1972* – The Steelers win their first playoff game in dramatic fashion with a 13-7 victory over the Oakland Raiders on Franco Harris' "Immaculate Reception."





## STEELERS HISTORY

MEDIA INFORMATION


FOOTBALL STAFF

2011 PLAYERS

2010 IN REVIEW

STEELERS HISTORY

RECORDS



SUPER BOWL X, STEELERS 21, COWBOYS 17

It took 40 years for the Steelers to finally win their first division title, but over the next decade they achieved a level of success unprecedented in professional football.

In 1973 the Steelers won a wild card playoff berth with a 10-4 record. Oakland avenged their loss from the previous year, however, with a 33-14 defeat of the Steelers in the playoffs.

The Steelers won their first of six consecutive AFC Central titles in 1974 and marched past Buffalo (32-14) and Oakland (24-13) en route to their first Super Bowl appearance in Super Bowl IX. The fierce Pittsburgh defense led the way to a 16-6 victory over the Minnesota Vikings, and Art Rooney was presented the Vince Lombardi Trophy for the first time.

In 1975 the Steelers won 11 straight games to finish 12-2 and claim their second consecutive division crown. After defeating Baltimore (28-10) and Oakland (16-10) in the playoffs, the Steelers became the third team in NFL history, joining Green Bay and Miami, to win back-to-back Super Bowls with a 21-17 defeat of the Dallas Cowboys in Super Bowl X.



1974

January 29, 1974 – The Steelers select future Hall of Famers Lynn Swann (first round), Jack Lambert (second), John Stallworth (fourth) and Mike Webster (fifth) in the NFL Draft. Many consider it the best draft in NFL history. Following the draft, the Steelers also signed free agent Donnie Shell, who went on to become one of the team's all-time best safeties.

1975

January 12, 1975 – Pittsburgh defeats the Minnesota Vikings, 16-6, to capture the team's first Super Bowl victory in Super Bowl IX in New Orleans' Tulane Stadium.



1975

Dan Rooney is named President of Pittsburgh Steelers.

The 1976 Steelers struggled to a 1-4 start before reeling off nine straight victories, including five shutouts, to win the division with a 10-4 mark. They defeated Baltimore 40-14 in the playoffs, but lost to Oakland, 24-7, after both starting running backs, Franco Harris and Rocky Bleier, were injured. The following year the Steelers dropped a 34-21 decision to Denver in the first round of the playoffs after posting a 9-5 regular-season record.

In 1978 the Steelers made history after a league-best 14-2 regular season and playoff wins versus Denver (33-10) and Houston (34-5). Their 35-31 Super Bowl XIII win versus Dallas made the Steelers the first team to win three Super Bowls.

Yet another standard was set the following year when the 1979 Steelers defeated the Los Angeles Rams, 31-19, in Super Bowl XIV to make them the first team in history to win four Super Bowls and the only team to win back-to-back Super Bowls twice. The Super Bowl victory followed a 12-4 regular season and playoff wins versus Miami (34-14) and Houston (27-13). With six consecutive AFC Central crowns, eight straight years of playoff appearances and four Super Bowl championships, the Steelers were tagged the "Team of the Decade" for the 1970s.

"THE TEAM OF THE DECADE"



1976

January 18, 1976 – The Steelers win their second consecutive league championship with a 21-17 victory over the Dallas Cowboys in Super Bowl X in Miami, Fla.

*Pictured: MVP Lynn Swann*

1979

January 21, 1979 – Pittsburgh defeats the Dallas Cowboys, 35-31, in Super Bowl XIII in Miami, Fla., becoming the first team to win three Super Bowls.

*Pictured: MVP Terry Bradshaw*

## STEELERS HISTORY

**1980s** As the 1980s opened the Steelers stumbled, failing to make the playoffs in 1980 and 1981 with records of 9-7 and 8-8.

In 1982 the Steelers celebrated the team's 50th anniversary by qualifying for the playoffs with a 6-3 finish in a strike-interrupted season. During the season an anniversary banquet was held to commemorate the team's first 50 seasons and to honor the Steelers' all-time team as selected by fan voting. Thousands of fans were attracted to Pittsburgh for a week of activities and exhibits before the anniversary season was ended by San Diego's 31-28 win in the playoffs. This would be the last playoff game at Three Rivers until the 1992 season, a span of 10 years.

The 1983 Steelers won their eighth division title with a 10-6 record, but fell in the postseason, 38-10, to the Los Angeles Raiders. The following year the Steelers won their ninth division crown and the team advanced to the AFC Championship game with a 24-17 playoff win at Denver. A 45-28 loss to Miami in the AFC Championship game prevented the Steelers from a fifth Super Bowl appearance.

The Steelers' streak of 13 consecutive non-losing seasons came to an end in 1985 with a 7-9 finish, followed by 6-10 in 1986. Playoff hopes remained alive in 1987 until the Steelers lost their last two games to finish 8-7 during the strike-shortened season.

In 1988 the team suffered through its worst campaign in 19 years with a 5-11 record. The next season got off to a similar start with losses of 51-0 and 41-10 in the first two games as the offense failed to score in the first month of the season. But the young team fought back to finish 9-7 and earn a wild card playoff berth on the season's final weekend. An exciting 26-23 overtime playoff win in Houston was followed by a heartbreaking 24-23 divisional playoff loss at Denver in which the Steelers led until the final minutes.

**1980**

*January 6, 1980 – The Steelers "weather" the Pittsburgh elements as they defeat the Houston Oilers at a rain-soaked Three Rivers Stadium to advance to Super Bowl XIV.*

**1980**

*January 20, 1980 – The Steelers win their fourth Super Bowl championship by defeating the Los Angeles Rams, 31-19, in Super Bowl XIV in Pasadena, Calif. They would be named the Team of the Decade of the 1970s.*

**1990s** A 9-7 finish in 1990 left the Steelers in a three-way tie for the AFC Central lead, but they were eliminated from playoff contention by a 2-4 division record. The 1991 team finished second in the division despite a 7-9 record, winning the last two games under Noll at home against the Cincinnati Bengals and Cleveland Browns.

On December 26, 1991 Noll announced his retirement from football after 39 consecutive seasons, the last 23 as the Steelers' head coach, which made him one of only four men to coach the same team for 23 consecutive years. He left as the fifth-winningest coach in NFL history with an overall record of 209-156-1, and as the only coach to win four Super Bowls. Noll was rewarded in 1993 with his election to the Hall of Fame in his first year of eligibility.

A new era began in 1992 with the retirement of Noll and the arrival of 34-year-old Bill Cowher, the National Football League's youngest head coach at the time he assumed control. In the first season of the new era, the Steelers won the AFC Central division crown for the first time since 1984 with an 11-5 record. While the team enjoyed newfound success, Cowher was recognized by the Associated Press as the NFL's Coach of the Year and six Steelers played in the Pro Bowl, the most in more than a decade.

Under Cowher the Steelers became the first AFC team since the 1970 merger to claim its 10th division title. Their 11-5 record equaled the best in the conference and gave the Steelers home field advantage throughout the playoffs. However, in the first postseason game at Three Rivers in exactly 10 years, the Steelers were defeated by eventual AFC champion Buffalo, 24-3.

**1984**

Tony Dungy is named defensive coordinator for the Steelers, becoming the NFL's first African-American coordinator.


**1987**

*August 8, 1987 – "Mean" Joe Greene becomes the first player of the 1970s Steelers' teams to be inducted into the Pro Football Hall of Fame.*





## STEELERS HISTORY



In 1993, the Steelers earned a wild card playoff berth, marking their first consecutive playoff appearances since the 1983-84 seasons. A 9-7 record was good for second place in the division, but the season ended in a 27-24 overtime loss at Kansas City in the AFC Wild Card game.

The 1994 Steelers won seven of their final eight regular-season games for their strongest finish since 1978. They captured their second division title in three years with the AFC's best record of 12-4. After a 29-9 victory over the Cleveland Browns in the first round of the playoffs, Pittsburgh hosted its first AFC Championship game since 1979. The game went down to the wire and the Steelers lost to the San Diego Chargers, 17-13.

At 38, Bill Cowher became the youngest head coach to lead his team to a Super Bowl in 1995. Along the way, Cowher's team captured their third AFC Central division



1995 AFC CHAMPIONSHIP, STEELERS 20, COLTS 16

title in four years, made their fourth straight playoff appearance and won the Steelers' first AFC title since 1979. After a first-round bye, they defeated the Buffalo Bills (40-21) and the Indianapolis Colts (20-16), before losing to the Dallas Cowboys, 27-17, in Super Bowl XXX in Tempe, Ariz.

In 1996, the Steelers finished 10-6 and earned their fifth consecutive trip to the playoffs. Cowher ended the season with 57 career victories, ranking him as the second winningest coach in team history, behind his predecessor Noll.

The Steelers captured their fourth consecutive AFC Central title in 1997 while posting an 11-5 record. They were one play away from earning their sixth Super Bowl appearance but lost to Denver, 24-21, in the AFC Championship game.

In 1998, the Steelers finished a disappointing 7-9, losing their last five regular-season games and missing the playoffs for the first time under Bill Cowher.

The Steelers suffered their second consecutive losing season in 1999, when their record fell to 6-10.



1988

August 25, 1988 – Art Rooney passes away at the age of 87 following a stroke.

1991

December 26, 1991 – Chuck Noll announces his retirement.



1992

January 21, 1992 – Bill Cowher is named head coach of the Pittsburgh Steelers.

1996

January 28, 1996 – The Steelers fall to the Dallas Cowboys, 27-17, in Super Bowl XXX in Phoenix, Ariz.

*Pictured: Neil O'Donnell*

## STEELERS HISTORY


**2000s** After starting the 2000 season with a 0-3 record, the Steelers rebounded to finish the year at 9-7, and barely missed the playoffs.

However, 2000 will be remembered most for being the final season for the Steelers at Three Rivers Stadium. The Steelers were 4-4 during their final season at Three Rivers Stadium, including victories in four of their final six home games. The Steelers won their final game at Three Rivers, 24-3, against the Washington Redskins on Dec. 16.

The Steelers finished 31 seasons at Three Rivers Stadium [1970-2000] with a 182-73 home record, including the postseason. The Steelers recorded their largest regular-season home attendance figures (440,428) since 1998 in the final season, including a season-high 58,183 fans during the final game in stadium history.

The Steelers began a new era in team history in 2001 with the opening of their new stadium, Heinz Field. The Steelers posted an AFC-best 13-3 regular-season record, including a 7-1 mark at home, and advanced to the AFC Championship Game.

The inaugural game at Heinz Field was originally scheduled to be a nationally televised Sunday Night game on Sept. 16. However, the September 11 terrorist attacks on America forced the NFL to postpone all games



**RUNNING BACK, JEROME BETTIS**

that weekend — which were eventually rescheduled for the end of the season. As a result, the Steelers opened Heinz Field on Sunday, Oct. 7 with a 16-7 win against the Cincinnati Bengals.

The Steelers defeated the defending Super Bowl Champion Baltimore Ravens, 27-10, in the AFC Divisional Playoffs, in the first-ever postseason game played at Heinz Field. However, they suffered a disappointing 24-17 loss at home in the AFC Championship Game to the eventual Super Bowl-champion New England Patriots.

After a 0-2 start in 2002, the Steelers rallied to make the playoffs for the second consecutive season. However, the team's Super Bowl hopes ended when they lost, 34-31, in overtime to the Tennessee Titans on the road.

The Steelers began the 2003 season with a 34-15 victory against AFC North rival Baltimore Ravens. However, the team never regained that magic and finished the season with a 6-10 record and out of the playoffs for the first time in three years.

The Steelers set a team record in 2004 by becoming the first AFC team to win 15 games (15-1) in the regular season. They ultimately advanced to the AFC Championship Game where they lost to the New England Patriots,



**2000**

July 29, 2000 — Dan Rooney is inducted into the Pro Football Hall of Fame.

**2000**

December 16, 2000 — The Steelers defeat the Washington Redskins, 24-3, in the final game at Three Rivers Stadium.



**2001**

August 25, 2001 — Pittsburgh defeats the Detroit Lions, 20-7, in its first preseason game at Heinz Field.

**2001**


October 7, 2001 — The Steelers win their first-ever regular-season game at Heinz Field with a 16-7 victory over the Cincinnati Bengals.

**2002**

Art Rooney II is named President of the Pittsburgh Steelers.

**2003**

October 26, 2003 — The Steelers host the St. Louis Rams at Heinz Field, marking the 1,000th game in team history.





## STEELERS HISTORY

41-27. Nine Steelers were selected to play in the AFC-NFC Pro Bowl, the team's most since the 1979 season.

Pittsburgh found itself sitting at 7-5 after 12 games in 2005, but it rallied to win its final four regular-season games to earn the AFC's sixth seed in the playoffs. The Steelers then won an unprecedented three straight road playoff games to gain a berth in Super Bowl XL in Detroit versus the Seattle Seahawks.

The Steelers captured their fifth Super Bowl title with a 21-10 victory over the Seahawks as wide receiver Hines Ward was named MVP, finishing with five receptions for 123 yards. Ward also hauled in a game-clinching 43-yard



2003 #1 DRAFT PICK, TROY POLAMALU

TD pass from Antwaan Randle El on a gadget play midway through the fourth quarter.

The 2006 season saw the Bill Cowher era come to an end with the Steelers finishing the season winning six of their final eight games to post an 8-8 record on the year.

On January 5, 2006, Bill Cowher resigned as Steelers head coach with a 161-99-1 overall record, second best in team history.

The Steelers hired 34-year old Mike Tomlin as the team's coach. Tomlin was the NFL's youngest head coach at the time he was hired on Jan. 22, 2007.



2006

February 5, 2006 – Pittsburgh Steelers win their fifth Super Bowl title with a 21-10 victory over the Seattle Seahawks in Super Bowl XL in Detroit.

2007

January 5, 2007 – Bill Cowher steps down as head coach of the Pittsburgh Steelers.



2007

January 22, 2007 – Mike Tomlin is named head coach of the Pittsburgh Steelers.

Super Bowl XL MVP, Hines Ward



Tomlin became the second first-year coach in team history to make the playoffs. The Steelers finished with a 10-6 overall record and won the AFC North division title.

Mike Tomlin became the first coach in franchise history to win a division title in each of his first two seasons when the Steelers captured their second consecutive AFC North division title with a 12-4 record. They went on to defeat the San Diego Chargers and Baltimore Ravens to gain a berth in Super Bowl XLIII in Tampa, Florida versus the Arizona Cardinals.

The Steelers became the first NFL franchise to capture six Super Bowl titles when they defeated the Cardinals, 27-23. With the victory, Head Coach Mike Tomlin became the youngest coach to win a Super Bowl in NFL history. Wide receiver Santonio Holmes was named MVP after hauling in the game-winning six-yard touchdown pass from Ben Roethlisberger with 35 seconds remaining in regulation.

The Steelers added to their legacy, making it all the way to Super Bowl XLV after a 12-4 record during the 2010 season. The Steelers though could not overcome an early 18-point deficit and fell to the Green Bay Packers 31-25. Despite the loss, the Steelers still hold the NFL record for most Super Bowl victories with six.

2009

February 1, 2009 – The Steelers establish an NFL record by winning their sixth Super Bowl title with a 27-23 victory over the Arizona Cardinals in Super Bowl XLIII in Tampa, Florida.



James Harrison runs for the longest play in Super Bowl history as the Steelers earn their sixth trophy.

2011

January 23, 2011 – The Steelers host the N.Y. Jets in the AFC Championship Game in front of Heinz Field-record crowd of 66,662.



2011

February 6, 2011 – The Steelers fall short in their quest for their seventh Super Bowl, losing 31-25 to the Green Bay Packers in Super Bowl XLV.

**SUPER BOWL IX**  **PITTSBURGH 16,**  **MINNESOTA 6**
**January 12, 1975** Tulane Stadium (80,997)


**NEW ORLEANS** — The Steelers made their first appearance in the Super Bowl and captured their first NFL Championship with a 16-6 victory.

The veteran Vikings, meanwhile, had been to the Super Bowl twice before. The Vikings had a savvy leader in QB Fran Tarkenton. The Steelers had a strong defense but their quarterback, Terry Bradshaw, was unproven.

The first half was dominated by defense. Pittsburgh concentrated on the middle of the Minnesota defensive line. One defensive tackle, Ernie Holmes, played over Vikings' C Mick Tingelhoff, while the other tackle, Joe Greene, lined up at an angle pointed directly at Tingelhoff. Holmes sometimes took on the Vikings' center directly, allowing Greene to knife through and pursue Tarkenton. At other times, Greene would smash into Tingelhoff while Holmes looped behind him.

The only score in the first half was a safety registered by the Pittsburgh Steelers. Fran Tarkenton fumbled a handoff to Dave Osborn, scrambled to recover the ball in the end zone, and was downed by Pittsburgh DE Dwight White.

Leading 2-0, Pittsburgh kicked to Minnesota to open the second half and the Vikings' Bill Brown fumbled and Marv Kellum recovered for Pittsburgh at the Minnesota 30. The Steelers took four plays to go the distance, with Franco Harris taking the ball in from the nine.

Harris was named game MVP. He ran for 158 yards on 34 tries, while Rocky Bleier added 65 yards on 17 carries. Minnesota, meanwhile, managed only 17 yards rushing.

Denied on the ground, the Vikings weren't much better in the air. Tarkenton, under constant pressure from Greene, Holmes, White, and L.C. Greenwood, completed only 11-of-26 attempts for 102 yards—an average of fewer than four yards per pass.

Despite their dominance, Pittsburgh's 9-0 lead was far from safe, and it narrowed to 9-6 in the final quarter when Matt Blair blocked Bobby Walden's punt, and Terry Brown recovered in the end zone.

After that touchdown, Pittsburgh put the game on ice with a drive that began on its 34. The big play of the drive was a 30-yard toss from Bradshaw to Larry Brown, who later scored the final TD.

Soon after the ensuing kickoff, Pittsburgh's Mike Wagner intercepted a Tarkenton pass, and the Steelers held possession until the game was nearly over.

**Game Summary**

	1	2	3	4	F
STEELERS	0	2	7	7	16
Vikings	0	0	0	6	6

TEAM	Q	TIME	PLAY	DRIVE	SCORE
PIT	2	7:51	Safety (White downed Tarkenton in end zone)	—	2-0
PIT	3	13:25	Harris 9 run (Gerela kick)	4-30, 1:24	9-0
MIN	4	10:33	Brown recovered blocked punt (kick failed)	—	9-6
PIT	4	3:31	Brown 4 pass from Bradshaw (Gerela kick)	11-66, 6:47	16-6

**Team Statistics**

	Steelers	Vikings
First Downs	17 (11-5-1)	9 (2-5-2)
Third Downs	7-18	5-12
Fourth Downs	0-0 (0%)	0-0 (0%)
Total Net Yards	333	119
Plays-Avg.	73-4.6	47-2.5
Rushing Yards	249	17
Att.-Avg.	57-4.4	21-0.8
Passing Yards	84	102
Sacked by Opp.	2-12	0-0
Pass.-Att.-Comp.	14-9-0	26-11-3
Punts-Avg.	7-34.7	6-37.2
Penalties	8-122	4-18
Fumbles-Lost	4-2	3-2
Time of Poss.	30:36	29:24

**Individual Statistics**

**RUSHING:** Pit. - Harris 34-158, 1 TD; Bleier 17-65; Bradshaw 5-33; Swann 1-(-7). Min. - Foreman 12-18; Tarkenton 1-0; Osborn 8-(-1).

**PASSING:** Pit. - Bradshaw 14-9-0, 96, 1 TD. Min. - Tarkenton 26-11-3, 102.

**RECEIVING:** Pit. - Brown 3-49, 1 TD; Stallworth 3-24; Bleier 2-11; Lewis 1-12. Min. - Foreman 5-50; Voigt 2-31; Osborn 2-7; Gilliam 1-16; Reed 1-(-2-9).


**SUPER BOWL X** **PITTSBURGH 21,** **DALLAS 17**
**January 18, 1976** Miami Orange Bowl (80,197)


**MIAMI** — What were, at the time, the two most popular teams in the NFL met in Super Bowl X, and the contrast between their styles was as great as the hue of their jerseys.

The glitzy, white-clad Dallas Cowboys—"America's Team"—combined a high-tech offense and a state-of-the-art Flex Defense to put on a dazzling show each Sunday. They were easy to like, and for once, they even had something of an underdog aura, having reached the Super Bowl as a Wild Card team. The black-clad Pittsburgh Steelers, out to defend their Super Bowl victory of the year before, lived by a Steel-hard defense occasionally spelled by a grind-it-out running attack that would have been at home in the NFL of the 1930s.

The Cowboys struck first when Roger Staubach zeroed in on Drew Pearson for a 29-yard touchdown pass.

Before the end of the quarter, Pittsburgh evened the score on a seven-yard pass from Terry Bradshaw to TE Randy Grossman. Setting up the score was a 32-yard pass to Lynn Swann, whose health was questionable because of a concussion he had suffered in the AFC Championship Game. Swann outleaped a Dallas defender, then magically kept both feet inside the sideline to make his catch.

Dallas reclaimed the lead at 10-7 only 15 seconds into the second quarter when Toni Fritsch booted a 36-yard field goal.

Later, Pittsburgh's Roy Gerela, playing at less than 100 percent because of a cracked rib he suffered making a tackle on the opening kickoff, shanked a field-goal try and Dallas went to the locker room with a 10-7 lead.

Defense continued to dominate in the scoreless third quarter. Pittsburgh sacked Staubach seven times during the game and forced him to scramble on numerous occasions. Moreover, they pressured him into an uncharacteristic three interceptions.

One of the interceptions set up another field-goal try by Gerela, but he pulled it left from 33 yards. Dallas S Cliff Harris mockingly patted him on the helmet, only to be unceremoniously dumped on his hip pads by irate Pittsburgh LB Jack Lambert. The inspired Steelers dominated after that.

In the fourth quarter, Steelers' reserve FB Reggie Harrison blocked Mitch Hoopes's punt. The ball rolled through the end zone for a safety to cut the Cowboys' lead to 10-9. Gerela, who'd donned a corset to protect his ribs, regained his kicking touch with field goals of 36 and 18 yards to put the Steelers in front 15-10.

With 3:02 left in the game, Bradshaw lofted a long pass to game MVP Swann, who caught the ball at the five and took it over the goal line to complete a 64-yard lightning strike. Swann finished the day with 161 yards on four catches, a 40.3 average-per-catch. Gerela missed the extra point.

It took Staubach only 1:14 to get the touchdown back, completing a drive with a 34-yard bulls-eye to Percy Howard—the only pass Howard caught during his entire career.

Terry Hanratty replaced Bradshaw, still woozy from the hit suffered after his touchdown pass to Swann, but the Steelers were stalled on a fourth-and-9 at the Dallas 41 with almost a minute and a half to go. Coach Noll feared a blocked kick and called for a Rocky Bleier run that gained only two yards. Noll was gambling that his defense could stop the Cowboys.

Trailing only 21-17, Staubach had the ball back with more time than he usually needed to negotiate 61 yards. The Cowboys reached Pittsburgh's 38. With five seconds left, Staubach launched his final pass into the end zone. Steelers' S Mike Wagner batted the ball, which was intercepted by S Glen Edwards and the Steelers had their second consecutive Super Bowl victory.

**Game Summary**

	1	2	3	4	F
Cowboys	7	3	0	7	17
STEELERS	7	0	0	14	21

TEAM	D	TIME	PLAY	DRIVE	SCORE
DAL	1	10:24	D. Pearson 29 pass from Staubach [Fritsch kick]	1-24:0:08	0-7
PIT	1	5:57	Grossman 7 pass from Bradshaw [Gerela kick]	8-67:4:16	7-7
DAL	2	14:45	Fritsch 36 FG	11-46:6:01	7-10
PIT	4	11:28	Safety, Harrison blocks kick	—, —	9-10
PIT	4	8:41	Gerela 36 FG	7-25:2:36	12-10
PIT	4	6:37	Gerela 18 FG	4-6:1:45	15-10
PIT	4	3:06	Swann 64 pass from Bradshaw [kick failed]	3-70:1:23	21-10
DAL	4	1:48	Howard 34 pass from Staubach [Fritsch kick]	5-80:1:06	21-17

**Team Statistics**

	Cowboys	Steelers
First Downs	14 (6-8-0)	13 (7-6-0)
Third Downs	4-15 (27%)	8-21 (38%)
Total Net Yards	270	339
Plays-Avg.	62-4.4	67-5.1
Rushing Yards	108	149
Att.-Avg.	31-3.5	46-3.2
Passing Yards	162	209
Pass.-Att.-Comp.	24-15-3	19-9-0
Punts-Avg.	7-35	4-39.8
Fumbles-Lost	4-0	4-0
Penalties-Yds.	2-20	0-0

**Individual Statistics**

**RUSHING:** Dal. - Newhouse 16-56; Staubach 5-22; Dennison 5-16; Pearson 5-14. Pit. - Harris 27-82; Bleier 15-51; Bradshaw 4-16.

**PASSING:** Dal. - Staubach 24-15-3 204, 2 TD. Pit. - Bradshaw 19-9-0 209, 2 TD.

**RECEIVING:** Dal. - P. Pearson 5-53; Young 3-31, 1 TD; D. Pearson 2-59, 1 TD; Newhouse 2-12; Howard 1-34, 1 TD; Fugett 1-9; Dennison 1-6. Pit. - Swann 4-161, 1 TD; Stallworth 2-8; Harris 1-26; Grossman 1-7, 1 TD; Brown 1-7.

SUPER BOWL XIII  PITTSBURGH 35,  DALLAS 31

January 21, 1979 Miami Orange Bowl (78,656)



**MIAMI**—This was more than just the first rematch in Super Bowl history: It re-staged what many still consider the most enjoyable and dramatic Super Bowl battle to that point. Opportunity—recognizing it and capitalizing on it—was the theme. Failure to embrace it would play a hand too. It was the Steelers, though, who managed a 35-31 victory.

Dallas had its chances. The Cowboys took a 14-7 lead in the second quarter when linebacker Mike Hegman simply took the ball away from Steelers' QB Terry Bradshaw and ran 37 yards to score. But Bradshaw countered immediately with a 75-yard touchdown strike to John Stallworth.

In the third quarter, trailing 21-14, Dallas marched from its 42 to the Steelers' 10. On third-and-three, Cowboys' QB Roger Staubach saw TE Jackie Smith alone in the end zone. Smith slipped and fell reaching for Staubach's pass and Dallas settled for a 27-yard field goal.

Pittsburgh scored two touchdowns early in the fourth quarter—a 22-yard run by Franco Harris and an 18-yard pass from Bradshaw to Swann. Harris' score followed a pass-interference call against Dallas CB Benny Barnes, who was covering Swann. The mistake cost the Cowboys 33 yards. Dallas did score touchdowns with 2:27 and 22 seconds to play, on passes from Staubach to TE Billy Joe Dupree and Butch Johnson, but Pittsburgh held on to win, 35-31.

With the victory, the Steelers became the first team to win three Super Bowls. The two teams set a Super Bowl record for points scored.

## Game Summary

	1	2	3	4	F
STEELERS	7	14	0	14	35
Cowboys	7	7	3	14	31

TEAM	Q	TIME	PLAY	DRIVE	SCORE
PIT	1	9:47	Stallworth 28 pass from Bradshaw [Gerela kick]	7-35;3:12	7-0
DAL	1	0:00	Hill 39 pass from Staubach [Septien kick]	3-41;1:00	7-7
DAL	2	12:08	Hegman 37 fumble recovery return [Septien kick]	—;—	7-14
PIT	2	10:25	Stallworth 75 pass from Bradshaw [Gerela kick]	3-75;1:43	14-14
PIT	2	0:26	Bleier 7 pass from Bradshaw [Gerela kick]	5-56;1:15	21-14
DAL	3	2:56	Septien 27 FG	10-32;4:52	21-17
PIT	4	7:10	Harris 22 run [Gerela kick]	8-88;4:58	28-17
PIT	4	6:51	Swann 18 pass from Bradshaw [Gerela kick]	1-18;0:07	35-17
DAL	4	2:23	DuPree 7 pass from Staubach [Septien kick]	8-89;4:24	35-24
DAL	4	0:22	Johnson 4 pass from Staubach [Septien kick]	9-52;2:05	35-31

## Team Statistics

	Steelers	Cowboys
First Downs	19 (2-15-2)	20 (6-13-1)
Third Downs	9-15 (60%)	9-16 (56%)
Total Net Yards	357	317
Plays-Avg.	58-6.2	67-4.7
Rushing Yards	66	141
Att.-Avg.	24-2.8	32-4.4
Passing Yards	291	176
Pass.-Att.-Comp.	30-17-1	30-17-1
Punts-Avg.	3-43.0	5-39.6
Fumbles-Lost	2-2	3-2
Penalties-Yds.	5-35	9-89

## Individual Statistics

<b>RUSHING:</b> Pit. - Harris 20-68, 1 TD; Bleier 2-3; Bradshaw 2-(-5). Dal. - Dorsett 15-96; Newhouse 8-3; Pearson 1-(-13); Staubach 4-37; Pearson 1-6; Laidlaw 3-12.
<b>PASSING:</b> Pit. - Bradshaw 30-17-1, 318, 4 TD. Dal. - Staubach 30-17-1, 228, 3 TD.
<b>RECEIVING:</b> Pit. - Swann 7-154, 1 TD; Stallworth 3-115, 2 TDs; Grossman 3-29; Harris 1-22; Bleier 1-7, 1 TD; Bell 2-21. Dal. - Dorsett 5-44; D. Pearson 4-73; Hill 2-49, 1 TD; Johnson 2-30, 1 TD; Dupree 2-17, 1 TD; P. Pearson 2-15.


**SUPER BOWL XIV**  **PITTSBURGH 31,**  **LOS ANGELES 19**
**January 20, 1980** Rose Bowl Stadium (103,985)


PASADENA, Calif. — There was a moment of heroism and self-sacrifice when an old warrior, Los Angeles Rams' DE Jack Youngblood, announced his intention to play in his team's first Super Bowl despite a fractured leg.

There was a rush of "What if?" euphoria as the underdog Rams took a 19-17 lead into the fourth quarter.

And there was cold reality: Pittsburgh, a team with as much patience as talent, struck quickly and surely for two touchdowns in the fourth quarter and it was over. The 31-19 victory was the Steelers' fourth in the Super Bowl in only six seasons.

The signature image of Super Bowl XIV is of Steelers WR John Stallworth at the Rams' 32, looking back over

his head for a lofty Terry Bradshaw pass, catching it in stride just over the outstretched arms of Rams' CB Rod Perry, and continuing into the end zone for a 73-yard touchdown.

The Steelers had taken the lead and then surrendered it in the third quarter. Bradshaw hit WR Lynn Swann over the middle for a 47-yard score. The Rams came back with a 24-yard halfback pass from Lawrence McCutcheon to Ron Smith that made it 19-17 before Bradshaw-to-Stallworth put Pittsburgh ahead for good.

Los Angeles intercepted Bradshaw three times, but it was the Steelers' lone interception—by Jack Lambert—that punctuated the ending. With the score 24-19 and the Rams driving, Lambert intercepted a pass from QB Vince Ferragamo at the Pittsburgh 14.

For the second year in a row, Bradshaw was named the game's most valuable player after passing for 309 yards and two touchdowns.

**Game Summary**

	1	2	3	4	F
Rams	7	6	6	0	19
STEELERS	3	7	7	14	31

TEAM	Q	TIME	PLAY	DRIVE	SCORE
PIT	1	7:31	Bahr 41 FG	11:55;5:05	3-0
LA	1	2:44	Bryant 1 run (Corral kick)	8:59;4:41	3-7
PIT	2	12:52	Harris 1 run (Bahr kick)	9:53;4:40	10-7
LA	2	7:21	Corral 31 FG	11:67;5:23	10-10
LA	2	0:14	Corral 45 FG	9-12;2:51	10-13
PIT	3	12:12	Swann 47 pass from Bradshaw (Bahr kick)	5-61;2:48	17-13
LA	3	10:15	Smith 24 pass from McCutcheon [kick failed]	4-77;1:49	17-19
PIT	4	12:04	Stallworth 73 pass from Bradshaw (Bahr kick)	3-75;0:55	24-19
PIT	4	1:49	Harris 1 run (Bahr kick)	7-70;3:35	31-19

**Team Statistics**

	Rams	Steelers
First Downs	16 (6-9-1)	19 (8-10-1)
Third Downs	6-16 (38%)	9-14 (64%)
Total Net Yards	301	393
Plays-Avg.	59-5.1	58-6.8
Rushing Yards	107	84
Att.-Avg.	29-3.7	37-2.3
Passing Yards	194	309
Pass.-Att.-Comp.	26-16-1	21-14-3
Punts-Avg.	5-44.0	2-42.5
Fumbles-Lost	0-0	0-0
Penalties-Yds.	2-26	6-65

**Individual Statistics**

<b>RUSHING:</b> L.A. — Tyler 17-60; Bryant 6-30, 1 TD; McCutcheon 5-10; Ferragamo 1-7. Pit. — Harris 20-46, 2 TD; Bleier 10-25; Bradshaw 3-9; Thornton 4-4.
<b>PASSING:</b> L.A. — Ferragamo 25-15-1, 212; McCutcheon 1-1-0, 24, 1 TD. Pit. — Bradshaw 21-14-3, 309, 2 TD.
<b>RECEIVING:</b> L.A. — Waddy 3-75; Bryant 3-21; Tyler 3-20; Dennard 2-32; Nelson 2-20; Hill 1-28; Smith 1-24, 1 TD; McCutcheon 1-16. Pit. — Swann 5-79, 1 TD; Stallworth 3-121, 1 TD; Harris 3-66; Cunningham 2-21; Thornton 1-22.

SUPER BOWL XXX  DALLAS 27,  PITTSBURGH 17

January 28, 1996 Sun Devil Stadium (76,347)



TEMPE, Ariz. — After producing 10 lopsided outcomes in its last 12 editions, the Super Bowl was due for some drama. Pittsburgh was up to the task and made a game of it, but the game turned on two interceptions by the game's Most Valuable Player, Dallas CB Larry Brown as the Steelers fell to the Cowboys, 27-17.

The first of Brown's interceptions came midway through the third quarter. No Steelers receiver was within 10 yards when Brown accepted Neil O'Donnell's misfired pass at the Cowboys' 38 and returned it 44 yards to the Steelers' 18. Troy Aikman's pass to Michael Irvin took Dallas to the one, and Emmitt Smith scored to give the Cowboys a 20-7 lead.

The Steelers made it 20-10 with Norm Johnson's 46-yard field goal, and then recovered an onside kick. They reduced the gap to 20-17 when Bam Morris scored from the one with 6:36 to play. With 4:15 left, Pittsburgh had the ball again at its 32 after forcing Dallas to punt.

Two plays later, Brown intercepted O'Donnell at the Steelers' 39 and returned it to the six. Smith scored from the four yard-line two plays later, and the Cowboys had locked up their record-tying fifth Super Bowl. The Steelers never led, and Dallas scored on its first three possessions— a three-yard pass from Aikman to tight end Jay Novacek and two field goals by Chris Boniol—for a 13-0 lead. Shortly before halftime, the Steelers made it 13-7 when O'Donnell threw a six-yard touchdown pass to Yancey Thigpen.

The statistical irony of the day was that O'Donnell entered the game as the NFL's career leader in fewest interceptions per pass attempt. On the game's final play, he was intercepted for the third time.

## Game Summary

	1	2	3	4	F
Cowboys	10	3	7	7	27
STEELERS	0	7	0	10	17

TEAM	Q	TIME	PLAY	DRIVE	SCORE
DAL	1	12:05	Boniol 42 FG	7-47, 2:55	0-3
DAL	1	5:03	Novacek 3 pass from Aikman (Boniol kick)	8-75, 4:35	0-10
DAL	2	6:03	Boniol 35 FG	14-62, 8:44	0-13
PIT	2	0:13	Thigpen 6 pass from O'Donnell	13-54, 3:39	7-13
DAL	3	6:42	Smith 1 run (Boniol kick)	2-18, 0:36	7-20
PIT	4	11:20	Johnson 46 FG	11-52, 4:13	10-20
PIT	4	6:36	Morris 1 run (Johnson kick)	9-52, 4:44	17-20
DAL	4	5:43	Smith 4 run (Boniol kick)	2-6, 0:18	17-27

## Team Statistics

	Cowboys	Steelers
First Downs	15 (5-10-0)	25 (9-15-1)
Third Downs	2-10 (20%)	9-19 (47%)
Total Net Yards	254	310
Plays-Avg.	50-5.1	84-3.7
Rushing Yards	56	103
Att.-Avg.	25-2.2	31-3.3
Passing Yards	198	207
Pass.-Att.-Comp.	23-15-0	49-28-3
Punts-Avg.	5-38.2	4-44.8
Fumbles-Lost	0-0	2-0
Penalties-Yds.	5-25	2-15

## Team Statistics

<b>RUSHING:</b> Dal. — Smith 18-49, 2 TD; Johnston 2-8; Williams 1-2; Aikman 4-[-3]. Pit. — Morris 19-73, 1 TD; Pegram 6-15; Stewart 4-15; O'Donnell 1-0; Williams 1-0.
<b>PASSING:</b> Dal. — Aikman 23-15-0, 209, 1 TD. Pit. — O'Donnell 49-28-3, 239, 1 TD.
<b>RECEIVING:</b> Dal. — Irvin 5-76; Novacek 5-50; Williams 2-29; Sanders 1-47; Johnston 1-4; Smith 1-3. Pit. — Hastings 10-98; Mills 8-78; Thigpen 3-19, 1 TD; Morris 3-18; Holliday 2-19; Williams 2-7.


**SUPER BOWL XL** **PITTSBURGH 21,** **SEATTLE 10**
**February 5, 2006 Ford Field (68,206)**


**DETROIT** — Pittsburgh won its fifth Super Bowl title as it captured a 21-10 victory over the Seattle Seahawks at Ford Field. The Steelers' fifth title matched the most in NFL history [S.F. 49ers and Dallas Cowboys].

Backed by a predominantly Pittsburgh crowd, the Steelers were led by Super Bowl MVP Hines Ward, who finished with a game-high 123 receiving yards on five catches [24.6 avg.] with one touchdown.

Pittsburgh struggled offensively in the first quarter as it failed to gain a first down, but found itself down only 3-0 after Seattle's Josh Brown booted a 47-yard field goal with 22 seconds remaining in the opening period.

The Steelers' offense came to life briefly on their first drive of the second quarter, but it was stalled as QB Ben Roethlisberger was picked off by the Seahawks' S Michael Boulware.

Pittsburgh's defense continued to buckle down and halt any Seattle chances of extending its lead throughout the second quarter.

The Steelers finally got on the board late in the half as Roethlisberger dove into the end zone for a one-yard touchdown run, giving Pittsburgh a 7-3 halftime lead. It was his second postseason rushing touchdown and the first-ever by a Steelers' quarterback in a Super Bowl.

Pittsburgh stretched its lead to 14-3 on the second play of the second half as RB Willie Parker darted 75 yards for a score. The 75-yard run was the longest in Super Bowl history, surpassing L.A. Raider Marcus Allen's 74-yard run against Washington in Super Bowl XVIII.

After a missed field goal by Brown on Seattle's first drive of the second half, the Steelers appeared on the verge of breaking the game open by driving to the Seahawks' seven-yard line on the ensuing drive. However, Roethlisberger threw an interception at the four-yard line to Kelly Herndon, which he returned 76 yards to the Pittsburgh 20. Three plays later Seattle scored on a 16-yard pass from QB Matt Hasselbeck to TE Jerramy Stephens to cut the lead to 14-10.

The Seahawks had an opportunity to take the lead early in the fourth quarter before Hasselbeck was picked off by CB Ike Taylor at the Steelers' five-yard line. Taylor finished with a team-best seven tackles.

Pittsburgh all but sealed the game on a gadget play. WR Antwan Randle El took a reverse handoff and threw a 43-yard strike to Ward, pushing the Pittsburgh lead to 21-10 with 8:56 left in the game. Randle El's touchdown pass was the first by a wide receiver in Super Bowl history.

The Steelers' defense clamped down on the final two Seattle possessions to post the victory. Pittsburgh's defense racked up three sacks.

Roethlisberger became the youngest starting quarterback to win a Super Bowl and finished 9-of-21 for 123 yards. Parker finished with a team-high 93 yards on 10 carries, while RB Jerome Bettis added 43 yards on 14 rushes.

**Game Summary**

	1	2	3	4	F
Seahawks	3	0	7	0	10
STEELERS	0	7	7	7	21

TEAM	Q	TIME	PLAY	DRIVE	SCORE
SEA	1	0:22	Brown 47 FG	7-22; 3:39	0-3
PIT	2	1:55	Roethlisberger 1 run (Reed kick)	11-59; 6:20	7-3
PIT	3	14:38	Parker 75 run (Reed kick)	2-75; 0:22	14-3
SEA	3	6:45	Stevens 16 pass from Hasselbeck (Brown kick)	3-20; 0:53	14-10
PIT	4	8:56	Ward 43 pass from Randle El (Reed kick)	4-56; 1:50	21-10

**Team Statistics**

	Seahawks	Steelers
1st Downs	20 (5-15-0)	14 (6-8-0)
3rd Downs	5-17 (29%)	8-15 (53%)
4th Downs	1-2 (50%)	0-0 (0%)
Total Net Yards	396	339
Plays-Avg.	77-5.1	56-6.1
Rushing Yards	137	181
Rush Att.-Avg.	25-5.5	33-5.5
Passing Yards	259	158
Sacks	1-8	3-14
Att.-Comp.-Int.	49-26-1	22-10-2
Punts-Avg.	6-50.2	6-48.7
Penalties	7-70	3-20
Fumbles-Lost	0-0	0-0
Time of Poss.	33:02	26:58

**Team Statistics**

<b>RUSHING:</b> Sea. — Alexander 20-95; Hasselbeck 3-35; Strong 2-7. Pit. — Parker 10-93, 1 TD; Bettis 14-43; Roethlisberger 7-25, 1 TD; Ward 1-18; Haynes 1-2.
<b>PASSING:</b> Sea. — Hasselbeck 49-26-1, 273, 1 TD. Pit. — Roethlisberger 21-9-2, 123, 0 TDs; Randle El 11-1-0, 43, 1 TD.
<b>RECEIVING:</b> Sea. — Ingram 6-70; Jurevicius 5-93; Jackson 5-50; Stevens 3-25, 1 TD; Strong 2-15; Hannam 2-12; Alexander 2-2; Morris 1-6. Pit. — Ward 5-123, 1 TD; Randle El 3-22; Wilson 1-20; Parker 1-1.

SUPER BOWL XLIII  PITTSBURGH 27,  ARIZONA 23

February 1, 2009 Raymond James Stadium (70,774)



**TAMPA** — Trailing by three points with only 2:30 left in the fourth quarter, QB Ben Roethlisberger led the Steelers on an eight-play, 78-yard scoring drive, punctuated by a six-yard touchdown pass to WR Santonio Holmes to clinch their NFL-record sixth Lombardi Trophy with a 27-23 victory over the Arizona Cardinals in Super Bowl XLIII.

Pittsburgh, which led most of the evening, struck first after Arizona deferred the opening kick. K Jeff Reed booted an 18-yard field goal on the opening drive to make it 3-0.

RB Gary Russell increased that lead to 10-0 when he plunged in from one-yard out early in the second quarter. Arizona answered that score as QB Kurt Warner hit TE Ben Patrick in the back of the end zone on a one-yard scoring strike to cut the Pittsburgh lead to 10-7.

Arizona appeared as if they were going to take their first lead late in the first half, but LB James Harrison intercepted Warner at the goal-line, raced 100 yards and dove into the end zone with two Cardinals on his back for the longest play in Super Bowl history, and a 17-7 advantage at the half.

A 21-yard field goal by Reed in the third quarter upped the lead to 20-7.

Arizona got back onto the scoreboard midway through the fourth quarter as Warner tossed another one-yard score, this time to WR Larry Fitzgerald, cutting the Steelers' lead to 20-14. A costly holding penalty in the end zone against Steelers' C Justin Hartwig gave the Cardinals a safety, further decreasing the Steelers' advantage to 20-16.

On the second play following the ensuing free kick, Warner found Fitzgerald on a 64-yard scoring strike through the middle of the Steelers' defense to give Arizona its first lead of the night, 23-20.

The Steelers were backed up to their own 12-yard line on the next drive, but Roethlisberger promptly completed four-of-six passes, three to Holmes, including a 40-yarder that moved the ball to the Arizona six. On second-and-goal, Roethlisberger threaded a perfect pass through three defenders and Holmes kept his toes in bounds for a six-yard touchdown reception and a 27-23 Steelers' lead with 35 seconds left.

Arizona had one more chance, but LB LaMarr Woodley sacked Warner, forcing a fumble to essentially end the game.

Holmes was named the game's MVP after catching nine passes for 131 yards (14.6 avg.) with one touchdown. Roethlisberger finished 21-of-30 for 256 yards with one touchdown and one interception.

Defensively, Woodley recorded both Steelers' sacks, giving him two sacks in each of his four postseason games, an NFL record.

## Game Summary

	1	2	3	4	F
STEELERS	3	14	3	7	27
Cardinals	0	7	0	16	23

TEAM	Q	TIME	PLAY	DRIVE	SCORE
PIT	1	9:45	Reed 18 FG	9-71; 5:15	3-0
PIT	2	14:01	Russell 1 run (Reed kick)	11-69; 7:12	10-0
ARI	2	8:34	Patrick 1 pass from Warner (Rackers kick)	9-83; 5:27	10-7
PIT	2	0:00	Harrison 100 interception return (Reed kick)	—; —	17-7
PIT	3	2:11	Reed 21 FG	16-79; 8:39	20-7
ARI	4	7:33	Fitzgerald 1 pass from Warner (Rackers kick)	8-87; 3:57	20-14
ARI	4	2:58	Safety (Hartwig holding in end zone)	—; —	20-16
ARI	4	2:37	Fitzgerald 64 pass from Warner (Rackers kick)	2-64; 0:21	20-23
PIT	4	0:35	Holmes 6 pass from Roethlisberger (Reed kick)	8-78; 2:02	27-23

## Team Statistics

	Steelers	Cardinals
1st Downs	20 (4-12-4)	23 (2-20-1)
3rd Downs	4-10 (40%)	3-8 (38%)
4th Downs	0-0 (0%)	0-0 (0%)
Total Net Yards	292	407
Plays-Avg.	58-5.0	57-7.1
Rushing Yards	58	33
Rush Att.-Avg.	26-2.2	12-2.8
Passing Yards	234	374
Sacks	2-3	2-22
Att.-Comp.-Int.	30-21-1	43-31-1
Punts-Avg.	3-46.3	5-36.0
Penalties	7-56	11-106
Fumbles-Lost	0-0	2-1
Time of Poss.	33:01	26:59

## Individual Statistics

<b>RUSHING:</b> Pit. — Parker 19-53; Moore 1-6; Roethlisberger 4-2; Russell 2-(-3), 1 TD. Ari. — James 9-33; Warner 1-0; Hightower 1-0; Arrington 1-0.
<b>PASSING:</b> Pit. — Roethlisberger 30-21-1, 256, 1 TD. Ari. — Warner 43-31-1, 377, 3 TDs.
<b>RECEIVING:</b> Pit. — Holmes 9-131, 1 TD; Miller 5-57; Ward 2-43; Washington 1-11; Davis 1-6; Spaeth 1-6; Moore 1-4; Parker 1-(-2). Ari. — Boldin 8-84; Fitzgerald 7-127, 2 TDs; Breaston 6-71; James 4-28; Arrington 2-35; Hightower 2-13; Urban 1-18; Patrick 1-1, 1 TD.


**SUPER BOWL XLV** **GREEN BAY 31,** **PITTSBURGH 25**
**February 6, 2011** Cowboys Stadium (103,219)


**ARLINGTON, Texas** — The Steelers could not overcome an early 18-point deficit and fell short in their quest for their seventh Super Bowl victory, losing to the Green Bay Packers 31-25 in Super Bowl XLV.

The Packers struck first when QB Aaron Rodgers found WR Jordy Nelson for a 29-yard touchdown pass late in the first quarter to give Green Bay a 7-0 lead. Only 24 seconds later, Steelers' QB Ben Roethlisberger was picked off by S Nick Collins, who returned it 37 yards for a touchdown to give the Packers a 14-0 lead at the end of the first quarter.

The Steelers scored early in the second quarter when K Shaun Suisham connected from 33 yards to cut the Packers' lead to 14-3. On the Steelers' next possession, Roethlisberger was picked off again, and on the Packers' ensuing drive, Rodgers found WR Greg Jennings for a 21-yard touchdown to put Green Bay ahead 21-3.

The Steelers would cut the lead to 21-10 when WR Hines Ward caught an eight-yard touchdown pass from Roeth-

lisberger late in the first half. Ward finished the game with seven catches for 78 yards and one touchdown.

Pittsburgh cut the lead to 21-17 in the third quarter when RB Rashard Mendenhall scored from eight yards out. Mendenhall finished with a game-high 63 yards rushing and one touchdown.

The Steelers' defense forced the Packers to punt on every third-quarter possession, and the offense looked to take the lead. However, on the first play of the fourth quarter, Mendenhall fumbled and Green Bay recovered. The Packers marched down the field and Rodgers found Jennings again, this time for an eight-yard score, increasing their lead to 28-17. Rodgers finished the game with 304 yards passing with three touchdowns and no interceptions.

With 7:34 left in the fourth quarter, Roethlisberger found WR Mike Wallace for a 25-yard touchdown pass, and with a two-point conversion, the Steelers were only down 28-25.

On the Packers' next drive, K Mason Crosby connected from 23 yards out to give Green Bay a six-point lead. The Steelers still had time, taking over with two minutes left in the game, but they failed to convert a fourth-and-five from their own 33-yard line, allowing Green Bay to win their fourth Super Bowl.

**Game Summary**

	1	2	3	4	F
STEELERS	0	10	7	8	25
Packers	14	7	0	10	31

TEAM	Q	TIME	PLAY	DRIVE	SCORE
GB	1	3:44	Nelson 29 pass from Rodgers (Crosby kick)	9-80; 4:33	0-7
GB	1	3:20	Collins 37 interception return (Crosby kick)	—; —	0-14
PIT	2	11:08	Suisham 33 FG	13-49; 7:12	3-14
GB	2	2:24	Jennings 21 pass from Rodgers (Crosby kick)	4-53; 2:04	3-21
PIT	2	0:39	Ward 8 pass from Roethlisberger (Suisham kick)	7-77; 1:45	10-21
PIT	3	10:19	Mendenhall 8 run (Suisham kick)	5-50; 2:20	17-21
GB	4	11:57	Jennings 8 pass from Rodgers (Crosby kick)	8-55; 2:53	17-28
PIT	4	7:34	Wallace 25 pass from Roethlisberger (Suisham kick)	7-66; 4:23	25-28
GB	4	2:07	Crosby 23 FG	10-70; 5:27	25-31

**Team Statistics**

	Steelers	Packers
1st Downs	15 (4-11-0)	19 (8-11-0)
3rd Downs	6-13 (46%)	7-13 (54%)
4th Downs	0-0 (0%)	0-1 (0%)
Total Net Yards	338	387
Plays-Avg.	55-6.1	64-6.0
Rushing Yards	50	126
Rush Att.-Avg.	13-3.8	23-5.5
Passing Yards	288	261
Att.-Comp.-Int.	39-24-0	40-25-2
Sacks By	1-2	3-16
Punts-Avg.	6-40.5	3-51.0
Penalties	7-67	6-55
Fumbles-Lost	1-0	1-1
Time of Poss.	26:35	33:25

**Team Statistics**

<b>RUSHING:</b> Pit. — Mendenhall 14-63, 1 TD; Roethlisberger 4-31; Redman 2-19; Moore 3-13. G.B. — Starks 11-52; Rodgers 2-(-1).
<b>PASSING:</b> Pit. — Roethlisberger 40-25-2, 263, 2 TDs. G.B. — Rodgers 39-24-0, 304, 3 TDs.
<b>RECEIVING:</b> Pit. — Wallace 9-89, 1 TD; Ward 7-78, 1 TD; Randle E1 2-50; Sanders 2-17; Miller 2-12; Spaeth 1-9; Mendenhall 1-7; Brown 1-1. G.B. — Nelson 9-140, 1 TD; Jones 5-50; Jennings 4-64, 2 TDs; Driver 2-28; Jackson 1-14; Quales 1-5; Hall 1-2; Crabtree 101.

## STEELERS IN THE HALL OF FAME

**Arthur J. Rooney Sr.**

Founder, President, Chairman of the Board (1933-'88) **Elected:** 1964

Born on January 27, 1901, in Coulterville, Pa., Art Rooney was one of the most influential personalities in the sport of football. Mr. Rooney, who was affectionately referred to as "the Chief", founded the Steelers organization on July 8, 1933, with a \$2,500 purchase. Mr. Rooney helped orchestrate the NFL-AFL merger and kept the Steelers franchise afloat during the depression, World War II, many losing seasons and financial problems. Mr. Rooney won his first of four Super Bowl championships in 1974.

**Daniel M. Rooney**

President and Chairman (1955-Present) **Elected:** 2000

Born on July 20, 1932, in Pittsburgh's North Side, Daniel M. Rooney is one of NFL's most influential owners. Mr. Rooney contributed to the labor negotiations between the League and Players Association in 1982 and 1993 and is largely responsible for the NFL's current realignment and scheduling format. Mr. Rooney, who is entering his 54th season with the organization, was named the Steelers' president in 1975, a title he held until passing it to his oldest son Art Rooney II in 2002.

**Bert Bell**

Co-owner (1940-'45) **Elected:** 1963

Bert Bell was an owner of the Philadelphia Eagles (1933-'40) and co-owner of the Pittsburgh Steelers (1940-'45). Bell was named the NFL commissioner (1946-'59) and helped set up the league's television and anti-gambling policies. He also oversaw the merger of the NFL and All-American Football League in 1949. Bell died on October 11, 1959, while watching a football game between his two former teams: Pittsburgh and Philadelphia.

**Johnny 'Blood' McNally**

Player (1934, 1937-39), Coach (1937-39)

**Elected:** 1963

John "Blood" McNally played 14 seasons in the NFL with five different teams, including two stints with the Pittsburgh Pirates. He served as both a player and coach from 1937-39 for the Pirates and was considered possibly the best receiver in the NFL during his playing days.

**Bill Dudley**

Halfback (1942, 1945-46) **Elected:** 1966

Bill Dudley, nicknamed "Bullet Bill", was a first-round draft pick of the Steelers in 1942 and finished his rookie season as the league's leading rusher with 696 yards, earning him all-league honors. In 1946, he became the NFL's first player to lead the league in four distinctly different statistical categories, including rushing, punt returns, interceptions and lateral passes attempted. That same year he was named the NFL's Most Valuable Player. Dudley was a two-time All-NFL selection during his nine-year career.



## STEELERS IN THE HALL OF FAME

**Walt Kiesling**

Player (1937-'39), Coach (1939-'44, 1949-'61) **Elected:** 1966

Walt Kiesling spent 34 years in the NFL as a player, assistant coach and head coach. In 1939, Kiesling got his first head coaching job with the Pittsburgh. He led the Steelers to their first winning season in franchise history in 1942. Kiesling left coaching in 1944, but returned in 1954 with the Steelers. His teams earned a reputation for playing rugged hard-hitting football.

**Bobby Layne**

Quarterback (1958-62) **Elected:** 1967

Bobby Layne played five of his 15 NFL seasons with the Pittsburgh Steelers. He helped provide the Steelers with some of their finest seasons up to that point. Prior to Pittsburgh, Layne was a two-time All-NFL selection and was the league's scoring champion in 1956. His last-second touchdown pass won the 1953 NFL title game for the Detroit Lions.

**Ernie Stautner**


Defensive Tackle (1950-63) **Elected:** 1969

Ernie Stautner, considered one of the toughest players in league history by his teammates and opponents, was a nine-time Pro Bowl selection as he anchored Pittsburgh's defense for 14 seasons. He captured the NFL's Best Lineman Award in 1957 and was named all-league four times. Showing his gritty and hard-working attitude, Stautner missed just six games during his 14-year career despite having numerous broken ribs, shoulders, hands and a nose. The Steelers honored him by retiring his No. 70 jersey in 1964 following his retirement, and he remains the only Steeler to have received that honor.

**Joe Greene**

Defensive Tackle (1969-81) **Elected:** 1987

The leader of the "Steel Curtain" defense during the 1970s, Joe Greene dominated the NFL during that decade and helped the Steelers to four Super Bowl victories. The team's No. 1 draft pick in 1969, Greene quickly became a presence in the league as he was named the NFL's Rookie of the Year and received the first of his 10 Pro Bowl invitations. He earned All-NFL honors five times and all-conference 11 straight years to begin his career. Greene was twice the league's Defensive Player of the Year and played a critical role in the Steelers' Super Bowl IX victory over the Minnesota Vikings with a pass interception and a fumble recovery.

**John Henry Johnson**

Fullback (1960-65) **Elected:** 1987

Originally drafted by the Pittsburgh Steelers in 1953, John Henry Johnson spent his first eight years in the NFL outside of the Steel City. However, Johnson enjoyed his finest seasons with the Steelers. In both 1962 and 1964, Johnson became the first Steeler to eclipse the 1,000-yard rushing barrier. After retiring in 1966 from the Houston Oilers, Johnson's 6,803 career rushing yards ranked him fourth at the time among the NFL's all-time top ground gainers behind only Jim Brown, Jim Taylor and Joe Perry.

## STEELERS IN THE HALL OF FAME

**Jack Ham**

Linebacker (1971-82) **Elected:** 1988  
 Playing all 12 seasons of his NFL career with the Pittsburgh Steelers, Jack Ham earned All-Pro or All-AFC honors in seven consecutive seasons (1973-79). He also was selected to play in eight straight Pro Bowls and was named the *Football News* Defensive Player of the Year in 1975. Ham won the starting linebacker job as a rookie and never looked back, playing in five AFC Championship games and three Super Bowls (sat out Super Bowl XIV due to injuries). His interception return against Oakland in the 1974 AFC Championship game that set up the Steelers' go-ahead touchdown, giving the team its first ever championship victory and a berth in Super Bowl IX.

**Mel Blount**

Cornerback (1970-83) **Elected:** 1989  
 Melvin Cornell Blount, the Steelers' third-round pick in 1970, had superior size, speed, strength and intelligence. His physical style of play is widely credited for changing NFL pass defense rules. Blount played 14 seasons and 200 regular-season games in Pittsburgh and his 57 interceptions remain a Steelers record. Blount played in five Pro Bowls and was named an All-Pro four times and the NFL defensive MVP in 1975.

**Terry Bradshaw**

Quarterback (1970-83) **Elected:** 1989  
 Terry Paxton Bradshaw was the top-overall pick in the 1970 NFL Draft. Bradshaw led the Steelers to eight AFC Central division and four Super Bowl titles while calling his own plays. Bradshaw was named MVP in Super Bowls XIII and XIV and NFL MVP in 1978. Bradshaw finished his career with 27,989 yards passing and 212 TDs.

**Franco Harris**

Running Back (1972-'83) **Elected:** 1990  
 Franco Harris is the Steelers' all-time leading rusher with 11,950 yards and all-time leader in rushing touchdowns (91). Harris, the Steelers' first-round pick in 1972, was a big-power back who was on the receiving end of the "Immaculate Reception", which is widely recognized as the greatest play in NFL history. Harris was named Super Bowl IX MVP, after rushing for a then-record 158 yards and a touchdown.

**Lynn Swann**

Wide Receiver (1974-82) **Elected:** 2001  
 Lynn Curtis Swann was the Steelers' first-round draft pick in 1974. Swann filled the highlight reels with his graceful moves and leaping ability. Swann was at his best in the team's biggest games, and earned MVP honors for his performance in Super Bowl X when he caught four passes for 161 yards and a TD. Swann finished his career with 336 receptions for 5,462 yards and 51 TDs.



## STEELERS IN THE HALL OF FAME

MEDIA INFORMATION

FOOTBALL STAFF

2011 PLAYERS

2010 IN REVIEW

STEELERS' HISTORY

RECORDS

399

**Chuck Noll**Coach (1969-'91) **Elected:** 1993

Charles Henry Noll is the only NFL head coach to win four Super Bowls. Noll won a team record 209 games in 23 seasons with the Steelers. He led the Steelers to their first ever postseason victories and was responsible for drafting 10 Pro Football Hall of Fame players.

**Mike Webster**Center (1974-'88) **Elected:** 1997


Michael Lewis Webster spent his first 15 NFL seasons in a Steelers uniform. Webster was the leader of one of the most dominant offensive lines of his era. Webster was very durable, missing only six games in his first 15 seasons while playing in 150 consecutive games. Webster was a seven-time All-Pro and played in nine Pro Bowls.

**Jack Lambert**Linebacker (1974-'84) **Elected:** 1990

John Harold Lambert was a two-time NFL Defensive Player of the Year, eight-time All-Pro and nine-time Pro-Bowler. He led the team in tackles in every season except his last, when he missed extensive action due to a severe toe injury that forced him to retire. Lambert, the Steelers' second-round draft pick in 1974, was noted for his vicious tackling and is recognized as the premier linebacker of his era.

**John Stallworth**Wide Receiver (1974-'87) **Elected:** 2002

Johnny Lee Stallworth was the Steelers' fourth-round draft pick in 1974. He had 12 postseason touchdown catches and 17 consecutive postseason games with a reception. Stallworth set Super Bowl records for career average-per-catch (24.4 yards) and for single-game average (40.3), set in Super Bowl XIV. A two-time team MVP, Stallworth retired as the Steelers' all-time leader in receptions (537) yards (8,723) 100-yards receiving games (25) and receiving TDs (63).

**Rod Woodson**Cornerback (1987-'96) **Elected:** 2009

Roderick Kevin Woodson was the Steelers' first-round draft pick in 1987. He was the 1993 NFL Defensive Player of the Year and a member of the NFL's 75th anniversary team. A three-time team MVP, Woodson ranks fourth in team history with 38 interceptions. Woodson was selected to seven Pro Bowls, six AP All-Pro teams and was named to the 1990s All-Decade team. He returned five interceptions, two punts and two kickoffs for scores.

**Note:** Other Hall of Famers who spent part of their careers with the Steelers include: **CAL HUBBARD** (Player 1936, elected 1963), **MARION MOTLEY** (Player 1955, elected 1968), **EARLE (GREASY) NEALE** (Coach 1943, elected 1969), **BILL HEWITT** (Player 1943, elected 1971), **LEN DAWSON** (Player 1957-1959, elected 1987), and **DICK LEBEAU** (Coached from 1992-1996, 2004-pres., elected 2010).

## STEELERS ALL-TIME UNIFORMS



1933



1943

1934

1954



1960



1963



1967



## STEELERS ALL-TIME UNIFORMS



## STEELERS POSTSEASON EXPERIENCE

## Steelers with Postseason Experience as Steelers (41)

17 games	(1)	WR Hines Ward
15 games	(4)	LB James Farrior, LB Larry Foote, NT Casey Hampton, DE Brett Kiesel
13 games	(5)	DT Chris Hoke, S Troy Polamalu, QB Ben Roethlisberger, DE Aaron Smith, CB Ike Taylor
11 games	(3)	LB James Harrison, CB Bryant McFadden, TE Heath Miller
8 games	(1)	LS Greg Warren
7 games	(4)	CB William Gay, OG Chris Kemoatu, LB Lawrence Timmons, LB LaMarr Woodley
6 games	(2)	S Ryan Clark, RB Mewelde Moore
3 games	(16)	WR Arnaz Battle, WR Antonio Brown, OG Ramon Foster, DE Ziggy Hood, TE David Johnson, P Jeremy Kapinos, G/C Doug Legursky, CB Keenan Lewis, RB Rashard Mendenhall, S Ryan Mundy, RB Isaac Redman, WR Emmanuel Sanders, OT Jonathan Scott, K Shaun Suisham, LB Stevenson Sylvester, WR Mike Wallace
2 games	(2)	S Will Allen, C Maurkice Pouncey
1 game	(3)	OT Tony Hills, QB Byron Leftwich, LB Jason Worldis

## Steelers with Postseason Experience on other NFL Teams (8)

3 games	(1)	LB James Farrior (New York Jets)
2 games	(5)	S Ryan Clark (Washington), RB Mewelde Moore (Minnesota), S Will Allen (Tampa Bay), K Shaun Suisham (Washington/Dallas), CB Bryant McFadden (Arizona)
1 game	(2)	QB Byron Leftwich (Jacksonville), P Jeremy Kapinos (Green Bay)



JAMES HARRISON 2/6/11 SUPER BOWL XLV

**Notes:** NT Casey Hampton (knee) missed the 2004 postseason due to injury...LB James Harrison missed the 2005 Divisional Game and AFC Championship Game with an ankle injury...DE Aaron Smith (arm) and S Ryan Clark (internal) missed the 2007 AFC Wild Card Game...RB Rashard Mendenhall (shoulder) missed the 2008 postseason due to injury...DE Aaron Smith (arm) missed the 2010 postseason due to injury...LB Jason Worldis (knee) missed the 2010 AFC Divisional Game...S Will Allen (knee) missed the 2010 AFC Championship Game...C Maurkice Pouncey (ankle) missed Super Bowl XLV.



# STEELERS IN THE POSTSEASON [33-21]



**TROY POLAMALU** 1/18/09 AFC CHAMPIONSHIP GAME

Year	Record	Game	Date	Opponent	Attendance	Steelers	Opp.	Result
1947	8-4	Eastern Division Playoff	12/21/47	Philadelphia	35,729	0	21	L
1962	9-5	Playoff Bowl	1/6/63	Detroit	36,284	10	17	L
1972*	11-3	AFC Divisional Playoff	12/23/72	Oakland	50,327	13	7	W
		AFC Championship	12/31/72	Miami	50,845	17	21	L
1973	10-4	AFC Divisional Playoff	12/22/73	at Oakland	52,646	14	33	L
1974*+	10-3-1	AFC Divisional Playoff	12/22/74	Buffalo	49,841	32	14	W
		AFC Championship	12/29/74	at Oakland	53,800	24	13	W
		Super Bowl IX	1/12/75	Minnesota	80,997	16	6	W
1975*+	12-2	AFC Divisional Playoff	12/27/75	Baltimore	49,557	28	10	W
		AFC Championship	1/4/76	Oakland	50,609	16	10	W
		Super Bowl X	1/18/76	Dallas	80,187	21	17	W
1976*	10-4	AFC Divisional Playoff	12/19/76	at Baltimore	59,296	40	14	W
		AFC Championship	12/26/76	at Oakland	53,821	7	24	L
1977*	9-5	AFC Divisional Playoff	12/24/77	at Denver	75,059	21	34	L
1978*+	14-2	AFC Divisional Playoff	12/30/78	Denver	50,230	33	10	W
		AFC Championship	1/7/79	Houston	50,725	34	5	W
		Super Bowl XIII	1/21/79	Dallas	79,484	35	31	W
1979*+	12-4	AFC Divisional Playoff	12/30/79	Miami	50,214	34	14	W
		AFC Championship	1/6/80	Houston	50,475	27	13	W
		Super Bowl XIV	1/20/80	Los Angeles Rams	103,985	31	19	W
1982	6-3	AFC Tournament	1/9/83	San Diego	53,546	28	31	L
1983*	10-6	AFC Divisional Playoff	1/1/84	at Los Angeles Raiders	90,380	10	38	L
1984*	9-7	AFC Divisional Playoff	12/30/84	at Denver	74,981	24	17	W
		AFC Championship	1/6/85	at Miami	76,029	28	45	L
1989	9-7	AFC Wild Card Game	12/31/89	at Houston	58,306	26	23	W (OT)
		AFC Divisional Playoff	1/7/90	at Denver	75,868	23	24	L
1992*	11-5	AFC Divisional Playoff	1/9/93	Buffalo	60,407	3	24	L
1993	9-7	AFC Wild Card Game	1/8/94	at Kansas City	75,868	24	27	L (OT)
1994*	12-4	AFC Divisional Playoff	1/7/95	Cleveland	58,185	29	9	W
		AFC Championship	1/15/95	San Diego	61,545	13	17	L
1995*+	11-5	AFC Divisional Playoff	1/6/96	Buffalo	50,072	40	21	W
		AFC Championship	1/14/96	Indianapolis	61,062	20	16	W
		Super Bowl XXX	1/28/96	Dallas	76,347	17	27	L
1996*	10-6	AFC Wild Card Game	12/29/96	Indianapolis	58,078	42	14	W
		AFC Divisional Playoff	1/5/97	at New England	60,188	3	28	L
1997*	11-5	AFC Divisional Playoff	1/3/98	New England	61,228	7	6	W
		AFC Championship	1/11/98	Denver	61,382	21	24	L
2001*	13-3	AFC Divisional Playoff	1/20/02	Baltimore	63,976	27	10	W
		AFC Championship	1/27/02	New England	64,704	17	24	L
2002#	10-5-1	AFC Wild Card Game	1/5/03	Cleveland	62,595	36	33	W
		AFC Divisional Playoff	1/11/03	at Tennessee	68,809	31	34	L (OT)
2004#	15-1	AFC Divisional Playoff	1/15/05	New York Jets	64,915	20	17	W (OT)
		AFC Championship	1/23/05	New England	65,242	27	41	L
2005+	11-5	AFC Wild Card Game	1/8/06	at Cincinnati	65,870	31	17	W
		AFC Divisional Playoff	1/15/06	at Indianapolis	57,449	21	18	W
		AFC Championship	1/22/06	at Denver	76,174	34	17	W
		Super Bowl XL	2/5/06	Seattle	68,206	21	10	W
2007#	10-6	AFC Wild Card Game	1/5/08	Jacksonville	63,629	29	31	L
2008#+	12-4	AFC Divisional Game	1/11/09	San Diego	63,899	35	24	W
		AFC Championship Game	1/18/09	Baltimore	65,350	23	14	W
		Super Bowl XLIII	2/1/09	Arizona	70,774	27	23	W
2010#+	12-4	AFC Divisional Playoff	1/15/11	Baltimore	64,879	31	24	W
		AFC Championship Game	1/23/11	New York Jets	66,662	24	19	W
		Super Bowl XLV	2/6/11	Green Bay	103,219	25	31	L

\*AFC Central Champion +AFC Champion #AFC North Champion

STEELERS **LONGEST PLAYS****Longest Runs From Scrimmage**

97t	Bobby Gage [12/4/49 at Chicago Bears]
87t	John Henry Johnson [12/11/60 vs. Philadelphia]
85t	John Fuqua [12/20/70 at Philadelphia]
80t	Willie Parker [12/24/05 at Cleveland]
80t	Kordell Stewart [12/22/96 at Carolina]
77t	Dick Hoak [10/20/68 vs. New Orleans]
76	Willie Parker [11/12/06 vs. New Orleans]
*75t	Willie Parker [2/5/06 vs. Seattle]
75t	Franco Harris [11/19/72 at Cleveland]
75	Buist Warren [11/11/45 vs. Chicago Cardinals]
75	Sidney Thornton [9/23/79 vs. Baltimore]

**Longest Pass Plays**

90t	Kordell Stewart to Bobby Shaw [12/16/01 at Baltimore]
90	Bubby Brister to Dwight Stone [10/14/90 at Denver]
90t	Terry Bradshaw to Mark Malone [11/8/81 at Seattle]
89t	Neil O'Donnell to Dwight Stone [9/1/91 vs. San Diego]
89t	Bubby Brister to Louis Lipps [11/13/88 vs. Philadelphia]
88t	Rudy Bukich to Buddy Dial [10/22/61 vs. Cleveland]
<b>87t</b>	<b>Charlie Batch to Heath Miller [9/7/06 vs. Miami]</b>
87t	Terry Bradshaw to Dave Smith [12/6/70 vs. Green Bay]
87t	Bill Nelsen to Gary Ballman [11/28/65 vs. Cleveland]
<b>85t</b>	<b>Ben Roethlisberger to Hines Ward [9/25/05 vs. New England]</b>
84t	Mike Tomczak to Charles Johnson [12/24/94 at San Diego]
84t	Ron Smith to Roy Jefferson [9/18/66 vs. Detroit]
<b>83</b>	<b>Ben Roethlisberger to Santonio Holmes [12/20/07 at St. Louis]</b>
81t	Josh Miller to Chris Hope [12/28/03 at Baltimore]
81t	Terry Bradshaw to Ron Shanklin [11/29/70 vs. Cleveland]
80t	Bubby Brister to Louis Lipps [12/4/88 at Houston]
80t	Bubby Brister to Louis Lipps [9/11/88 at Washington]
80t	David Woodley to Louis Lipps [9/2/84 vs. Kansas City]
80t	Merlyn Condit to Bill Dudley [10/27/46 at Boston]

**Longest Punts**

82	Joe Geri [11/20/49 at Green Bay]
75	Bobby Joe Green [1960]
	Josh Miller [12/2/99 at Jacksonville]
74	Craig Colquitt [12/7/81 at Oakland]
	Bob Cifers [1947]
73	Josh Miller [9/20/98 at Miami]
72	Josh Miller [11/30/03 vs. Cincinnati]
	Josh Miller [10/26/97 vs. Jacksonville]

**Longest Punt Returns**

90	Brady Keys [9/20/64 vs. New York Giants]
84t	Antwaan Randle El [10/26/03 vs. St. Louis]
82	Brady Keys [9/22/63 vs. New York Giants]
81t	Antwaan Randle El [1/1/06 vs. Detroit]
80t	Rod Woodson [10/25/92 at Kansas City]
80t	Roy Jefferson [11/10/68 at St. Louis]
72t	Andre Hastings [9/10/95 at Houston]
72t	Antwaan Randle El [10/16/05 vs. Jacksonville]
72	Antwaan Randle El [12/18/05 at Minnesota]
*67t	Santonio Holmes [1/11/09 vs. San Diego]
*66t	Antwaan Randle El [1/5/03 vs. Cleveland]

\*Playoff Game

**Longest Kickoff Returns**

101t	Don McCall [11/23/69 at Minnesota]
99t	Antwaan Randle El [10/13/02 at Cincinnati]
98t	Antonio Brown [9/19/10 at Tennessee]
98t	Allen Rossom [9/23/07 vs. San Francisco]
98t	Will Blackwell [12/24/00 at San Diego]
97t	Will Blackwell [10/5/97 at Baltimore]
96t	Billy Wells [10/13/57 vs. Chicago Cardinals]
95t	Larry Anderson [10/15/78 at Cleveland]
94t	Mike Collier [10/26/75 at Green Bay]
93t	Jim (Cannonball) Butler [10/30/66 at Dallas]
93t	Lynn Chandnois [10/3/53 vs. New York Giants]
93t	Lynn Chandnois [10/12/52 at Philadelphia]

**Longest Interception Returns**

*100t	<b>James Harrison [2/1/09 vs. Arizona]</b>
99t	Martin Kottler [9/27/33 vs. Chicago Cardinals]
91	Jack Hinkle [10/9/43 vs. New York Giants]
<b>89</b>	<b>Lawrence Timmons [11/30/08 at New England]</b>
86t	Glen Edwards [9/30/73 at Houston]
84	Joey Porter [9/15/02 vs. Oakland]
82t	Jim Bradshaw [10/24/65 at Philadelphia]
82t	Tony Compagno [11/7/48 vs. Green Bay]
81t	Russ Craft [10/17/54 vs. Washington]
80t	Bill Dudley [11/3/46 vs. Cleveland]

**Longest Field Goals**

55	Kris Brown [10/14/01 at Kansas City]
55	Gary Anderson [11/25/84 vs. San Diego]
54	Gary Anderson [12/8/91 at Houston]
53	Jeff Reed [11/8/10 at Cincinnati]
	Jeff Reed [9/21/08 at Philadelphia]
	Gary Anderson [10/21/84 at Indianapolis]
52	Jeff Reed [9/12/10 vs. Atlanta]
	Kris Brown [12/11/00 vs. Philadelphia]
	Norm Johnson [11/9/97 vs. Baltimore]
	Gary Anderson [11/13/88 vs. Philadelphia]
	Gary Anderson [11/17/85 at Houston]
	Gary Anderson [11/22/87 at Cincinnati]

**Longest Fumble Returns**

102t	Travis Davis [12/26/99 vs. Carolina]
94t	Greg Best [10/16/83 vs. Cleveland]

**Longest Blocked Kick Returns**

83t	Dale Dodrill [12/14/52 at Los Angeles Rams]
-----	---



## STEELERS OPPONENT LONGEST PLAYS

## Longest Runs From Scrimmage

94t	O.J. Simpson (10/29/72 at Buffalo)
88t	O.J. Simpson (9/28/75 vs. Buffalo)
88t	Parker Hall (10/29/39 vs. Cleveland Rams)
82t	Derrick Alexander (12/18/99 vs. Kansas City)
79t	Ollie Matson (11/25/56 vs. Chicago Cardinals)
78t	Kevan Barlow (11/17/03 at San Francisco)
*78t	Curtis Martin (1/5/97 at New England)
77t	Greg Bell (12/15/85 vs. Buffalo)
72t	Javon Walker (11/5/06 vs. Denver)
65t	James Brooks (10/8/89 vs. Cincinnati)
65	Joe Morris (12/21/85 at New York Giants)

## Longest Pass Plays

99t	Frank Filchock to Andy Farkas (10/15/39 vs. Washington Redskins)
98t	Earl Morrall to Homer Jones (9/11/66 vs. New York Giants)
96t	Frank Ryan to Ollie Matson (10/1/61 vs. Cleveland Rams)
96t	Steve Beuerlein to Patrick Jeffers (12/26/99 vs. Carolina)
88t	Dave Ryan to John Greene (11/10/46 at Detroit)
87t	Norm Snead to Timmy Brown (10/4/64 at Philadelphia)
86t	Drew Bledsoe to Terry Glenn (12/6/98 vs. New England)
86t	Boomer Esiason to Eddie Brown (11/6/88 at Cincinnati)
86t	Bob Griese to Paul Warfield (11/14/71 at Miami)
84t	Greg Landry to Ron Jessie (9/16/73 vs. Detroit)
*83	Kelly Holcomb to Kevin Johnson (1/5/03 vs. Cleveland)
83t	Aaron Rodgers to Greg Lewis (12/30/09 vs. Green Bay)
82t	Len Dawson to Otis Taylor (10/18/71 at Kansas City)
81t	Jack Trudeau to Jessie Hester (11/22/92 vs. Indianapolis)
80t	Todd Bouman to Michael Bennett (12/2/01 vs. Minnesota)
80t	Peyton Manning to Marvin Harrison (11/28/05 at Indianapolis)

## Longest Punts

84	Harry Newsome (12/20/92 vs. Minnesota)
78	Craig Henrich (1/2/00 vs. Tennessee)
69	Greg Coleman (9/21/86 at Minnesota)
68	Dan Pastorini (11/9/75 vs. Houston)
67	Kevin Huber (12/12/10 vs. Cincinnati)
	Kyle Larson (9/24/06 vs. Cincinnati)
66	Brandon Fields (10/24/10 at Miami)
	Andy Lee (9/23/07 vs. San Francisco)
	Darren Bennett (10/1/95 vs. San Diego)
65	Bryan Barker (10/1/00 at Jacksonville)
	Louie Aguiar (9/13/92 vs. New York Jets)
	Lee Johnson (11/17/85 at Houston)
	Jerrel Wilson (11/12/72 vs. Kansas City)
64	Sav Rocca (9/21/08 at Philadelphia)

## Longest Punt Returns

96t	Bill Dudley (12/3/50 vs. Washington)
94t	Charlie Rogers (9/26/99 vs. Seattle)
91t	Eric Metcalf (10/24/93 at Cleveland)
90t	Bob Hayes (12/8/68 at Dallas)
87t	Dennis Northcutt (11/2/02 at Cleveland)
87t	Tommy Vignorio (9/10/81 at Miami)
87t	Rick Upchurch (11/6/77 at Denver)
81t	Robbie Martin (11/24/83 at Detroit)
*75t	Santana Moss (1/15/05 vs. New York Jets)

## Longest Kickoff Returns

103t	Gayle Sayers (9/17/67 vs. Chicago)
100t	Joshua Cribbs (11/11/07 vs. Cleveland)
100t	Dante Hall (9/14/03 at Kansas City)
100t	Gerald McNeil (10/5/86 vs. Cleveland)
100t	Larry Krause (12/6/70 vs. Green Bay)
99t	Gaston Green (10/29/90 vs. Los Angeles Rams)
98t	Joshua Cribbs (10/18/09 vs. Cleveland)
98t	Ned Mathews (11/21/43 vs. Detroit)
97t	Brad Smith (12/19/10 vs. N.Y. Jets)
97t	Jamaal Charles (11/22/09 at Kansas City)
97t	Brian Mitchell (9/7/97 vs. Washington)
97t	Tony Smith (9/27/93 at Atlanta)
97t	Boyce Green (12/21/86 at Kansas City)
97t	JoJo Townsend (12/13/86 at New York Jets)
97t	Bobby Humphrey (9/6/84 at New York Jets)
97t	Carl Roaches (9/18/83 at Houston)

## Longest Interception Returns

100t	Chris Carr (10/29/06 at Oakland)
97t	Darryl Williams (11/7/93 at Cincinnati)
95t	Don Doll (10/8/49 vs. Detroit)
94t	Irv Cross (1/25/64 at Philadelphia)
94	Andy Studebaker (11/22/09 at Kansas City)
92t	Leo Sanford (9/26/55 vs. Chicago Cardinals)
91t	Hal van Every (11/23/41 vs. Green Bay)
90t	Bob "Tulsa" Smith (11/9/52 vs. Detroit)
87	Joe Blahak (12/9/73 vs. Houston)
83t	Michael Griffin (12/21/08 at Tennessee)
83t	Don Perkins (10/8/44 vs. Green Bay)
77t	Mike Brim (9/13/92 vs. New York Jets)
77t	Woodrow Lowe (11/25/79 at San Diego)
77t	Paul Krause (11/23/69 at Minnesota)
75t	Daylon McCutcheon (10/5/03 vs. Cleveland)
75t	Brian Washington (10/2/88 vs. Cleveland)
*75t	Vernon Perry (1/6/80 vs. Houston)
75t	George Sauer (11/24/35 vs. Green Bay)

## Longest Field Goals

54	Tony Zendejas (9/12/93 at Los Angeles Rams)
53	Mike Hollis (10/8/95 at Jacksonville)
52	Jeff Wilkins (12/20/07 at St. Louis)
	Richie Cunningham (8/31/97 vs. Dallas)
	Mike Hollis (9/1/96 at Jacksonville)
	Steve Christie (11/14/94 vs. Buffalo)
	Eddie Murray (10/25/92 at Kansas City)
	Pat Leahy (9/6/84 at New York Jets)
	Grant Guthrie (10/11/70 vs. Buffalo)

## Longest Fumble Returns

89t	Don Paul (11/10/57 at Cleveland)
88t	Keith McKenzie (11/9/99 vs. Green Bay)
78t	Quentin Coryatt (9/18/94 vs. Indianapolis)
72t	Wendell Harris (9/11/66 vs. New York Giants)
70t	Al Smith (12/8/91 at Houston)
70t	Barney Bussey (11/18/90 at Cincinnati)
65t	Thomas Howard (9/6/81 vs. Kansas City)

## Longest Blocked Kick Returns

78t	Lloyd Burruss (12/21/86 vs. Kansas City)
58t	Chris Hudson (9/22/97 at Jacksonville)

\* Playoff Game

## STEELERS HISTORY [COLDEST/WARMEST GAMES, RECORDS AT HEINZ FIELD]

### Steelers Coldest Games

Date	Team	W-L	Score	Temp.
Sun., Dec. 10, 1977	at Cincinnati	L	17-10	2°
Sun., Dec. 17, 1989	New England	W	28-10	5°
Sun., Jan. 23, 2005*	New England	L	41-27	11°
Thurs., Dec. 10, 2009	at Cleveland	L	13-6	15°
Sun., Jan. 4, 1976*	Oakland	W	16-10	16°
Sun., Jan. 23, 2011*	N.Y. Jets	W	24-19	17°
Thurs., Dec. 7, 2006	Cleveland	W	27-7	20°
Sun., Dec. 30, 2001	at Cincinnati	L	26-23ot	20°
Sun., Dec. 18, 1983	at Cleveland	L	30-17	20°
Sun., Jan. 20, 2002*	Baltimore	W	27-10	21°
Sun., Dec. 7, 2008	Dallas	W	20-13	22°
Sun., Dec. 15, 1985	Buffalo	W	30-24	22°
Sun., Dec. 12, 1982	at Buffalo	L	13-0	22°
Sun., Jan. 6, 1980*	Houston	W	27-13	22°

\* Playoff game

### Steelers Records at Heinz Field

#### Overall Record

63-24-1 [Regular season: 58-21-1; Postseason: 7-3]

#### Steelers Biggest Wins-Worst Losses

Biggest Win: 38 points [45-7] [10/15/06 vs. Kansas City]

Worst Loss: 24 points [7-31] [12/24/06 vs. Baltimore]

#### Largest Regular-Season Crowd

Attendance: 65,597 [10/25/09 vs. Minnesota]

#### Largest Postseason Crowd

Attendance: 66,662\* [1/23/11 vs. N.Y. Jets]

#### Most Yards Passing

503 Ben Roethlisberger [12/20/09 vs. Green Bay]

#### Most Touchdown Passes

5 Ben Roethlisberger [11/5/07 vs. Baltimore]

#### Most Passes Completed

38 Ben Roethlisberger [11/5/06 vs. Denver]

#### Most Passing Attempts

57 Tommy Maddox [12/8/02 vs. Houston]

#### Longest Pass Play

87t Charlie Batch to Heath Miller [9/7/06 vs. Miami]

#### Most Receptions

13 Hines Ward [11/30/03 vs. Cincinnati]

#### Most Yards Receiving

253\* Plaxico Burress [11/10/02 vs. Atlanta]

159 Santonio Holmes [10/18/09 vs. Cleveland]

#### Most Yards Receiving By An Opponent

174 Torry Holt [10/26/03 vs. St. Louis]

#### Most Yards Rushing

223 Willie Parker [12/7/06 vs. Cleveland]

#### Most Yards Rushing By An Opponent

147 Fred Taylor [12/16/07 vs. Jacksonville]

#### Most Rushing Attempts

37\* Amos Zereoue [11/10/02 vs. Atlanta]

32 Willie Parker [12/7/06 vs. Cleveland]

Jerome Bettis [12/21/03 vs. San Diego]

#### Longest Rushing Play

76 Willie Parker [11/12/06 vs. New Orleans]

#### Most Quarterback Sacks (Individual)

3.5 James Harrison [11/5/07 vs. Baltimore]

#### Most Quarterback Sacks (Team)

6 [12/23/01 vs. Detroit; 12/15/02 vs. Carolina;

9/24/06 vs. Cincinnati; 11/5/07 vs. Baltimore

10/17/10 vs. Cleveland; 11/21/10 vs. Oakland]

#### Longest Fumble Return

77t LaMar Woodley [10/25/09 vs. Minnesota]

### Steelers Warmest Games

Date	Team	W-L	Score	Temp.
Sun., Oct. 9, 1988	at Phoenix	L	31-14	94°
Sun., Sept. 20, 1992	at San Diego	W	23-6	92°
Sun., Sept. 6, 1998	at Baltimore	W	20-13	91°
Sun., Sept. 18, 1995	at Miami	L	23-10	91°
Sun., Sept. 18, 2005	at Houston	W	27-7	90°
Sun., Sept. 26, 2010	at Tampa Bay	W	38-13	90°

#### Longest Interception Return

84 Joey Porter [9/15/02 vs. Oakland]

#### Longest Kickoff Return

98t Allen Rossum [9/23/07 vs. San Francisco]

#### Longest Kickoff Return for a TD

98t Allen Rossum [9/23/07 vs. San Francisco]

#### Longest Punt Return

84t Antwaan Randle El [10/26/03 vs. St. Louis]

#### Longest Punt Return for a TD

84t Antwaan Randle El [10/26/03 vs. St. Louis]

#### Longest Punt

72 Josh Miller [11/30/03 vs. Cincinnati]

#### Longest Field Goal

52 Jeff Reed [9/12/10 vs. Atlanta]

#### Coldest Game

11\*\*\* [1/23/05 vs. New England]

17\*\*\* [1/23/11 vs. N.Y. Jets]

\* Overtime \*\* Postseason



**ANTWAAN RANDLE EL** — 84 yard TD vs. St. Louis  
Longest punt return for a TD at Heinz Field — 10/26/03



# STEELERS HISTORY [ATTENDANCE, RECORDS AT THREE RIVERS STADIUM]

## Steelers Attendance at Three Rivers Stadium

Year	Total	Average	Year	Total	Average
1970	318,698	(45,528)	1986	414,937	(51,867)
1971	323,812	(46,259)	1987	353,402	(50,486)
1972	340,549	(48,650)	1988	396,044	(49,506)
1973	377,640	(47,205)	1989	383,494	(47,937)
1974	325,457	(46,494)	1990	434,769	(54,346)
1975	341,205	(46,744)	1991	406,935	(50,867)
1976	330,620	(47,231)	1992	427,282	(53,410)
1977	337,156	(48,165)	1993	440,927	(55,116)
1978	380,258	(47,532)	1994	461,272	(57,659)
1979	391,931	(48,991)	1995	455,913	(56,989)
1980	424,106	(53,013)	1996	466,944	(58,368)
1981	420,964	(52,621)	1997	462,532	(57,817)
1982	208,890	(52,223)	1998	464,619	(58,077)
1983	462,587	(57,823)	1999	416,618	(52,077)
1984	447,288	(55,911)	2000	440,428	(55,053)
1985	436,069	(54,509)			



## Steelers Records at Three Rivers Stadium

### Overall Record

182-73 (Includes Regular & Postseason Games)

### Steelers Biggest Wins-Worst Losses

Biggest Win: 42 points (45-3) [9/8/85 vs. Indianapolis]

Worst Loss: 51 points (0-51) [9/10/89 vs. Cleveland]

### Largest Postseason Crowd

Attendance 61,545 (1/15/94 vs. San Diego)

### Largest Regular Season Crowd

Attendance 60,808 (12/18/94 vs. Cleveland)

### Most Yards Passing

374 Mark Malone (9/30/85 vs. Cincinnati)

### Most Touchdown Passes

5 Mark Malone (9/8/85 vs. Indianapolis)

### Most Passes Completed

30 Terry Bradshaw (11/25/79 vs. Cleveland)

Neil O'Donnell (10/19/95 vs. Cincinnati)

### Most Passing Attempts

52 Neil O'Donnell (10/19/95 vs. Cincinnati)

### Longest Pass Play

89t Neil O'Donnell to Dwight Stone (9/1/91 vs. San Diego)

### Most Receptions

14 Courtney Hawkins (11/1/98 vs. Tennessee)

### Most Yards Receiving

196 Yancey Thigpen (10/26/97 vs. Jacksonville)

### Most Yards Receiving by an Opponent

258 Qadry Ismail (12/12/99 vs. Baltimore)

### Most Yards Rushing

190 Barry Foster (9/13/92 vs. New York Jets)

### Most Yards Rushing by an Opponent

234 Fred Taylor (11/19/00 vs. Jacksonville)

### Most Rushing Attempts

41 Franco Harris (10/17/76 vs. Cincinnati)

### Longest Rushing Play

75 Sidney Thornton (9/23/79 vs. Baltimore)

### Most Quarterback Sacks

4.5 Chad Brown (10/13/96 vs. Cincinnati)

L.C. Greenwood (11/25/79 vs. Cleveland)

### Most Quarterback Sacks (Team)

10 (10/13/96 vs. Cincinnati)

### Longest Fumble Return

102t Travis Davis (12/26/99 vs. Carolina)

### Longest Kick Return

95t Larry Anderson (11/25/79 vs. Cleveland)

### Longest Punt Return

67 John Stagger (9/26/71 vs. Cincinnati)

### Longest Punt Return for a TD

53 Hank Poteat (12/16/00 vs. Washington)

### Longest Punt

72 Josh Miller (10/26/97 vs. Jacksonville)

### Longest Field Goal

55 Gary Anderson (11/25/84 vs. San Diego)

### Coldest Game

5° (12/17/89 vs. New England)

## STEELERS HISTORY [MONDAY, THURSDAY, SATURDAY, SUNDAY NIGHT]

### Steelers on Monday Night (Overall: 39-22, Home: 23-5, Away: 16-17)

11/2/70	Cincinnati	21-10	[W]	11/15/93	Buffalo	23-0	[W]
10/18/71	at Kansas City	38-16	[L]	12/13/93	at Miami	21-20	[W]
11/5/73	Washington	21-16	[W]	10/3/94	Houston	30-14	[W]
12/3/73	at Miami	30-26	[L]	11/14/94	Buffalo	23-10	[W]
10/28/74	Atlanta	24-17	[W]	9/18/95	at Miami	23-10	[L]
11/25/74	at New Orleans	28-7	[W]	11/13/95	Cleveland	20-3	[W]
11/24/75	at Houston	32-9	[W]	9/16/96	Buffalo	24-6	[W]
10/4/76	at Minnesota	17-6	[L]	10/7/96	at Kansas City	17-7	[W]
9/19/77	San Francisco	27-0	[W]	11/25/96	at Miami	24-17	[W]
10/17/77	Cincinnati	20-14	[W]	9/22/97	at Jacksonville	30-21	[L]
10/23/78	Houston	24-17	[L]	11/3/97	at Kansas City	13-10	[L]
11/27/78	at San Francisco	24-7	[W]	10/26/98	at Kansas City	20-13	[W]
9/3/79	at New England	16-13	ot[W]	11/9/98	Green Bay	27-20	[W]
10/22/79	Denver	42-7	[W]	12/28/98	at Jacksonville	21-3	[L]
12/10/79	at Houston	20-17	[L]	10/25/99	Atlanta	13-9	[W]
10/20/80	Oakland	45-34	[L]	10/29/01	Tennessee	34-7	[W]
12/22/80	at San Diego	26-17	[L]	9/9/02	at New England	34-14	[L]
10/26/81	Houston	26-13	[W]	10/21/02	Indianapolis	28-10	[W]
12/7/81	at Oakland	30-27	[L]	12/23/02	at Tampa Bay	17-7	[W]
9/13/82	at Dallas	36-28	[W]	11/17/03	at San Francisco	30-14	[L]
10/10/83	at Cincinnati	24-14	[W]	10/10/05	at San Diego	24-22	[W]
10/1/84	Cincinnati	38-17	[W]	10/31/05	Baltimore	20-19	[W]
11/19/84	at New Orleans	27-24	[L]	11/28/05	at Indianapolis	26-7	[L]
9/16/85	at Cleveland	17-7	[L]	9/18/06	at Jacksonville	9-0	[L]
9/30/85	Cincinnati	37-24	[W]	11/5/07	Baltimore	38-7	[W]
9/15/86	Denver	21-10	[L]	11/26/07	Miami	3-0	[W]
10/13/86	at Cincinnati	24-22	[L]	9/29/08	Baltimore	23-20	ot[W]
10/29/90	Los Angeles Rams	41-10	[W]	11/3/08	at Washington	23-6	[W]
10/14/91	New York Giants	23-20	[L]	11/9/09	at Denver	28-10	[W]
10/19/92	Cincinnati	20-0	[W]	11/8/10	at Cincinnati	27-21	[W]
9/27/93	at Atlanta	45-17	[W]				

### Sunday Night (Overall: 15-16, Home: 6-4, Away: 9-12)

11/12/78	at Los Angeles Rams	10-7	[L]
12/8/85	at San Diego	54-44	[L]
12/4/88	at Houston	37-34	[W]
9/16/90	Houston	20-9	[W]
11/18/90	at Cincinnati	27-3	[L]
12/30/90	at Houston	34-14	[L]
10/6/91	at Indianapolis	21-3	[W]
11/3/91	at Denver	20-13	[L]
10/25/92	at Kansas City	27-3	[W]
11/28/93	at Houston	23-3	[L]
10/30/94	at Arizona	20-17	ot[L]
10/12/97	Indianapolis	24-22	[W]
11/9/97	Baltimore	37-0	[W]
9/12/99	at Cleveland	43-0	[W]
11/19/00	Jacksonville	34-24	[L]
12/16/01	at Baltimore	26-21	[W]
9/15/02	Oakland	30-17	[L]
10/5/03	Cleveland	33-13	[L]
12/28/03	at Baltimore	13-10	ot[L]
12/5/04	at Jacksonville	17-16	[W]
11/13/05	Cleveland	34-21	[W]
10/8/06	at San Diego	23-13	[L]
10/21/07	at Denver	31-28	[L]
12/2/07	Cincinnati	24-10	[W]
9/14/08	at Cleveland	10-6	[W]
10/5/08	at Jacksonville	26-21	[W]
10/4/09	San Diego	38-28	[W]
11/29/09	at Baltimore	20-17	ot[L]
10/31/10	at New Orleans	20-10	[L]
11/14/10	New England	39-26	[L]
12/5/10	at Baltimore	13-10	[W]

### Thanksgiving Day (Overall: 0-3, Home: 0-0, Away: 0-3)

11/24/83	at Detroit	45-3	[L]
11/28/91	at Dallas	20-10	[L]
11/26/98	at Detroit	19-16	ot[L]

### Thursday Night (Overall: 7-5, Home: 5-1, Away: 2-4)

12/4/80	at Houston	6-0	[L]
9/10/81	at Miami	30-10	[L]
9/6/84	at New York Jets	23-17	[W]
10/19/95	Cincinnati	27-9	[L]
12/2/99	at Jacksonville	20-6	[L]
9/7/06	Miami	28-17	[W]
12/7/06	Cleveland	27-7	[W]
12/20/07	at St. Louis	41-24	[W]
11/20/08	Cincinnati	27-10	[W]
9/10/09	Tennessee	13-10	ot[W]
12/10/09	at Cleveland	13-6	[L]
12/23/10	Carolina	27-3	[W]

### Saturday (Overall: 9-4, Home: 3-1, Away: 6-3)

12/20/75	at Los Angeles Rams	10-3	[L]
12/9/78	Baltimore	35-13	[W]
12/16/78	at Denver	21-17	[W]
12/10/83	at New York Jets	34-7	[W]
12/21/85	at New York Giants	28-10	[L]
12/13/86	at New York Jets	45-24	[W]
12/26/87	Cleveland	19-13	[L]
12/16/95	New England	41-27	[W]
12/13/97	at New England	24-21	ot[W]
12/18/99	at Kansas City	35-19	[L]
12/16/00	Washington	24-3	[W]
12/18/04	at New York Giants	33-30	[W]
12/24/05	at Cleveland	41-0	[W]



## STEELERS MISCELLANEOUS RECORDS

## Steelers Regular-Season Streaks

## Consecutive Victories

Overall	16	Sept. 26, 2004	-	Sept. 18, 2005
	11	Oct. 5, 1975	-	Dec. 13, 1975
	10	Oct. 17, 1976	-	Sept. 19, 1977
	9	Nov. 19, 1978	-	Sept. 23, 1979
At Home	14	Oct. 29, 1978	-	Sept. 28, 1980
	13	Sept. 17, 1972	-	Nov. 5, 1973
	11	Oct. 29, 1995	-	Dec. 8, 1996
On Road	11	Sept. 26, 2004	-	Nov. 6, 2005
	9	Nov. 17, 1974	-	Nov. 30, 1975
	6	Sept. 30, 2001	-	Dec. 16, 2001
Start of Season	7	Sept. 3, 1978	-	Oct. 15, 1978
End of Season	14	Sept. 26, 2004	-	Jan. 2, 2005

## Consecutive Losses

Overall	16	Sept. 28, 1969	-	Oct. 3, 1970
	13	Dec. 3, 1944	-	Nov. 18, 1945
At Home	11	Dec. 15, 1943	-	Nov. 4, 1945
	8	Sept. 16, 1934	-	Oct. 9, 1935
On Road	11	Dec. 8, 1968	-	Oct. 3, 1970
	8	Nov. 23, 1947	-	Dec. 12, 1948
Start of Season	10	Sept. 24, 1944	-	Dec. 3, 1944
End of Season	13	Sept. 28, 1969	-	Dec. 21, 1969



The Steelers longest regular-season winning streak began vs. the Miami Dolphins (9/26/04) and went all the way through the Houston Texans (9/18/05).



## When the Steelers Rush for 200 Yards (since 1970 merger)

Year	200-Yd. Games	Reg. Season W-L	Postseason W-L	Year	200-Yd. Games	Reg. Season W-L	Postseason W-L
1970	1	0-1	—	1980	0	0-0	—
1971	2	1-1	—	1981	3	3-0	—
1972	7	6-1	0-0	1982	2	2-0	0-0
1973	2	2-0	0-0	1983	5	4-1	0-0
1974	7	4-0	3-0	1984	1	1-0	0-0
1975	7	6-0	1-0	1985	2	2-0	—
1976	10	9-0	1-0	1986	3	3-0	—
1977	3	3-0	0-0	1987	3	3-0	—
1978	2	2-0	0-0	1988	3	3-0	—
1979	4	4-0	0-0	1989	1	1-0	0-0
				1990	1	1-0	—
				1991	0	0-0	0
				1992	2	2-0	0
				1993	3	3-0	0
				1994	3	2-0	1-0
				1995	0	0-0	0-0
				1996	4	3-0	1-0
				1997	2	2-0	0-0
				1998	2	0-2	—
				1999	2	2-0	—
				2000	1	1-0	—
				2001	7	7-0	0-0
				2002	2	2-0	0-0
				2003	0	0-0	—
				2004	2	2-0	0-0
				2005	4	4-0	0-0
				2006	4	4-0	—
				2007	1	1-0	—
				2008	0	0-0	0-0
				2009	1	1-0	0-0
				2010	2	2-0	0-0
				TOTAL	111	98-6	7-0

Record in 1970s: 42-3

Record in 1980s: 22-1

Record in 1990s: 17-2

Record in 2000s: 22-0

Record in 2010s: 2-0

RB Rashard Mendenhall



## STEELERS HISTORY [OVERTIME, YEAR-BY-YEAR HOME/AWAY RECORDS]

### Steelers in Overtime (Overall: 22-16-2, Home: 11-2-1, Away: 11-14-1)

9/22/74	at Denver	35-35	[T]	11/26/98	at Detroit	19-16	[L]
9/24/78	Cleveland	15-9	[W]	11/12/00	Philadelphia	26-23	[L]
9/3/79	at New England	16-13	[W]	11/11/01	at Cleveland	15-12	[W]
11/25/79	Cleveland	33-30	[W]	12/30/01	at Cincinnati	26-23	[L]
9/27/81	New England	27-21	[W]	9/29/02	Cleveland	16-13	[W]
9/19/82	Cincinnati	26-20	[W]	11/10/02	Atlanta	34-34	[T]
12/2/84	at Houston	23-20	[L]	1/11/03	at Tennessee*	34-31	[L]
9/28/86	at Houston	22-16	[W]	12/28/03	at Baltimore	13-10	[L]
11/23/86	at Cleveland	37-31	[L]	1/15/05	New York Jets*	20-17	[W]
11/30/86	at Chicago	13-10	[L]	10/16/05	Jacksonville	23-17	[L]
12/31/89	at Houston*	26-23	[W]	11/20/05	at Baltimore	16-13	[L]
11/10/91	at Cincinnati	33-27	[W]	10/22/06	at Atlanta	41-38	[L]
1/8/94	at Kansas City*	27-24	[L]	12/31/06	at Cincinnati	23-17	[W]
10/30/94	at Arizona	20-17	[L]	11/18/07	at New York Jets	19-16	[L]
11/6/94	at Houston	12-9	[W]	9/29/08	Baltimore	23-20	[W]
11/20/94	Miami	16-13	[W]	9/10/09	Tennessee	13-10	[W]
11/5/95	at Chicago	37-34	[W]	11/22/09	at Kansas City	27-24	[L]
10/26/97	Jacksonville	23-17	[W]	11/29/09	at Baltimore	20-17	[L]
11/30/97	at Arizona	26-20	[W]	9/12/10	Atlanta	15-9	[W]
12/13/97	at New England	24-21	[W]	11/28/10	at Buffalo	19-16	[W]

\* Postseason

### Steelers Year-by-Year Record at Home (Since 1970)

Year	Pre-Season	Regular Season	Post-Season	Overall	Year	Pre-Season	Regular Season	Post-Season	Overall
1970	1-0	4-3	—	4-3	1991	1-0	5-3	—	5-3
1971	1-1	5-2	—	5-2	1992	1-1	7-1	0-1	7-2
1972	1-0-1	7-0	1-1	8-1	1993	1-1	6-2	0-0	6-2
1973	2-0	7-1	0-0	7-1	1994	1-1	7-1	1-1	8-2
1974	2-0	5-2	1-0	6-2	1995	0-2	6-2	2-0	8-2
1975	1-1	6-1	2-0	8-1	1996	2-0	7-1	1-0	8-1
1976	1-1	6-1	0-0	6-1	1997	2-0	7-1	1-1	8-2
1977	2-0	6-1	0-0	6-1	1998	2-0	5-3	—	5-3
1978	1-0	7-1	2-0	9-1	1999	1-1	2-6	—	2-6
1979	1-0	8-0	2-0	10-0	2000	2-0	4-4	—	4-4
1980	0-1	6-2	—	6-2	2001	2-0	7-1	1-1	8-2
1981	1-0	5-3	—	5-3	2002	1-1	5-2-1	1-0	6-2-1
1982	2-0	4-0	0-1	4-1	2003	1-1	4-4	—	4-4
1983	0-1	4-4	0-0	4-4	2004	1-1	8-0	1-1	9-1
1984	1-0	6-2	0-0	6-2	2005	2-0	5-3	0-0	5-3
1985	0-1	5-3	—	5-3	2006	0-2	5-3	—	5-3
1986	0-1	4-4	—	4-4	2007	1-1	7-1	0-1	7-2
1987	0-1	4-3	—	4-3	2008	2-0	6-2	2-0	8-2
1988	1-0	4-4	—	4-4	2009	2-0	6-2	0-0	6-2
1989	0-1	4-4	0-0	4-4	2010	2-0	5-3	2-0	9-3
1990	1-0	6-2	—	6-2	<b>TOTALS</b>	<b>46-21-1</b>	<b>227-88-1</b>	<b>20-8</b>	<b>249-98-2</b>
						<b>(.647)</b>	<b>(.718)</b>	<b>(.714)</b>	<b>(.713)</b>

### Steelers Year-by-Year Record on the Road (Since 1970)

Year	Pre-Season	Regular Season	Post-Season	Overall	Year	Pre-Season	Regular Season	Post-Season	Overall
1970	2-1	1-6	—	1-6	1991	1-2	2-6	—	2-6
1971	2-1	1-6	—	1-6	1992	1-1	4-4	0-0	4-4
1972	1-0	4-3	0-0	4-3	1993	1-1	3-5	0-1	3-6
1973	1-2	3-3	0-1	3-4	1994	0-2	5-3	0-0	5-3
1974	4-0	5-1-1	1-0	6-1-1	1995	1-1	5-3	0-0	5-3
1975	1-3	6-1	0-0	6-1	1996	0-2	3-5	0-1	3-6
1976	3-1	4-3	1-1	5-4	1997	2-0	4-4	0-0	4-4
1977	1-3	3-4	0-1	3-5	1998	0-1	2-6	—	2-6
1978	1-2	7-1	0-0	7-1	1999	0-2	4-4	—	4-4
1979	2-1	4-4	0-0	4-4	2000	1-1	5-3	—	5-3
1980	3-0	3-5	—	3-5	2001	1-1	6-2	0-0	6-2
1981	1-2	3-5	—	3-5	2002	1-1	5-3	0-1	5-4
1982	1-0	2-3	0-0	2-3	2003	0-2	2-6	—	2-6
1983	2-0	6-2	0-1	6-3	2004	1-1	7-1	0-0	7-1
1984	2-1	3-5	1-1	4-6	2005	1-1	6-2	3-0	9-2
1985	1-2	2-6	—	2-6	2006	0-2	3-5	—	3-5
1986	1-2	2-6	—	2-6	2007	3-0	3-5	0-0	3-5
1987	0-3	4-4	—	4-4	2008	1-1	6-2	0-0	6-2
1988	2-1	1-7	—	1-7	2009	1-1	3-5	0-0	3-5
1989	2-1	5-3	1-1	6-4	2010	1-1	7-1	0-0	8-2
1990	0-2	3-5	—	3-5	<b>TOTALS</b>	<b>50-52</b>	<b>157-158-1</b>	<b>7-9</b>	<b>165-167-1</b>
						<b>(.490)</b>	<b>(.497)</b>	<b>(.438)</b>	<b>(.495)</b>



# STEELERS HISTORY (BIGGEST WINS, LOSSES, SCORING HIGHS, TIE GAMES)



12/24/05 STEELERS 41, BROWNS 0

## Steelers Biggest Wins - Worst Losses

BIGGEST WINS			WORST LOSSES				
56 pts	[63-7]	NY Giants	11/30/52	51 pts	[0-51]	Cleveland	9/10/89
45 pts	[45-0]	at Kansas City	11/7/76	47 pts	[7-54]	Green Bay	11/23/41
43 pts	[43-0]	at Cleveland	9/12/99	47 pts	[0-47]	Green Bay	10/15/33
42 pts	[45-3]	Indianapolis	9/8/85	42 pts	[3-45]	at Detroit	11/24/83
42 pts	[42-0]	Tampa Bay	12/5/76	42 pts	[7-49]	at Chicago	11/23/47
41 pts	[41-0]	at Cleveland	12/24/05	42 pts	[3-45]	Philadelphia	11/4/45
38 pts	[45-7]	Kansas City	10/15/06	42 pts	[7-49]	Chicago	12/3/44
37 pts	[37-0]	at San Diego	9/21/75				
37 pts	[37-0]	Baltimore	11/9/97				
36 pts	[42-6]	St. Louis	11/3/96				
36 pts	[42-6]	at Cleveland	10/5/75				

## Steelers Biggest Wins - Worst Losses (At Home Since 1970)

BIGGEST WINS			WORST LOSSES				
42 pts	[45-3]	Indianapolis	9/8/85	51 pts	[51-0]	Cleveland	9/10/89
42 pts	[42-0]	Tampa Bay	12/5/76	34 pts	[34-0]	New England	10/19/86
38 pts	[45-7]	Kansas City	10/15/06	30 pts	[37-7]	Dallas	8/31/97
37 pts	[37-0]	Baltimore	11/9/97	27 pts	[41-14]	Washington	11/17/91
36 pts	[42-6]	St. Louis	11/3/96	24 pts	[31-7]	Miami	10/7/84
35 pts	[35-0]	Cleveland	12/23/90	24 pts	[31-7]	Baltimore	12/24/06
35 pts	[38-3]	Chicago	9/28/80	22 pts	[28-6]	Miami	9/30/90
35 pts	[42-7]	Denver	10/22/79				
33 pts	[47-14]	Detroit	12/23/01				

## Steelers Biggest Comeback Wins

The Steelers trailed Buffalo 21-0 (12/15/85) in the second quarter and came back to win, 30-24.

The Steelers trailed Baltimore 21-0 (10/5/97) in the second quarter and came back to win, 42-34.

## Steelers & Opponents Scoring Highs

MOST POINTS BY STEELERS				MOST POINTS BY OPPONENTS			
63	11/30/52	New York Giants	[63-7]	54	12/8/85	at San Diego	[54-44]
57	12/18/66	at Atlanta	[57-33]	54	11/23/41	Green Bay	[54-7]
55	10/17/54	Cleveland	[55-27]	52	9/8/91	at Buffalo	[52-34]
52	11/25/84	San Diego	[52-24]	52	11/23/69	at Minnesota	[52-14]
51	10/7/79	at Cleveland	[51-35]	52	10/30/66	at Dallas	[52-21]
49	11/19/95	at Cincinnati	[49-31]	51	9/10/89	at Cleveland	[51-0]
48	11/26/00	at Cincinnati	[48-28]	49	11/23/47	at Chicago	[49-7]
47	12/23/01	Detroit	[47-14]	49	12/3/44	Chicago	[49-7]

## Steelers in Tie Games (21)

10/22/33	at Cincinnati	[0-0]	11/8/59	Detroit	[10-10]
11/5/33	at Brooklyn	[3-3]	10/23/60	at Washington	[27-27]
10/29/39	at Cleveland	[14-14]	9/15/63	at Philadelphia	[21-21]
9/8/40	Chicago Cardinals	[7-7]	11/24/63	Chicago	[17-17]
9/15/40	New York	[10-10]	12/1/63	Philadelphia	[20-20]
11/9/41	at Philadelphia	[7-7]	9/11/66	New York	[34-34]
11/7/43	Washington	[14-14]	11/12/67	at St. Louis	[14-14]
9/29/46	at Washington	[14-14]	11/10/68	at St. Louis	[28-28]
11/13/49	Los Angeles	[7-7]	9/22/74	at Denver	[35-35]
10/1/51	New York	[13-13]	11/10/02	Atlanta	[34-34]
12/7/58	at Washington	[14-14]			

\*Sudden death overtime system for regular-season games was instituted in 1974.

## THE LAST TIME

## The Last Time the Steelers/Opponent...

**OVERTIME GAME WON**

By Steelers — Steelers 19, Buffalo 16, 11/28/10  
By Opponents — at Baltimore 20, Steelers 17, 11/29/09

**TIE GAME**

Home — Steelers 34, Atlanta 34, 11/10/02  
Away — Steelers 35, at Denver 35, 9/22/74

**SHUTOUT**

By Steelers — Steelers 31, Cleveland 0, 12/28/08  
By Opponents — Jacksonville 9, Steelers 0, 9/18/05

**KICKOFF RETURNED FOR A TD**

By Steelers — Antonio Brown (98 yards) at Tennessee, 9/19/10  
By Opponents — Brad Smith (97 yards) vs. NY Jets, 12/19/10

**PUNT RETURNED FOR A TD**

By Steelers — Santonio Holmes (67 yards) vs. San Diego, 1/11/09\*  
By Opponents — Steve Breaston (73 yards) at Arizona, 9/30/07

**INTERCEPTED PASS RETURNED FOR A TD**

By Steelers — LaMarr Woodley (14 yards) vs. Cincinnati 12/12/10  
By Opponents — Nick Collins (37 yards) vs. Green Bay, 2/6/11\*

**FUMBLE RETURNED FOR A TD**

By Steelers — William Gay (19 yards) vs. NY Jets, 1/23/11\*  
By Opponents — Cory Redding (13 yards) vs. Baltimore, 1/15/11\*

**BLOCKED PUNT**

By Steelers — William Gay at Cincinnati, 11/9/10  
By Opponents — D.D. Lewis at Seattle 11/2/03

**BLOCKED PUNT FOR A TD**

By Steelers — Lance Brown (1 yard recovered by Fred McAfee) at Kansas City, 10/26/98  
By Opponents — Frank Minnifield (11 yards) at Cleveland, 11/20/88

**BLOCKED FIELD GOAL**

By Steelers — Aaron Smith vs. Tennessee, 9/10/09  
By Opponent — Alvin McKinley vs. Cleveland, 12/7/06

**BLOCKED FIELD GOAL FOR A TD**

By Steelers — Bob O'Neill (73 yards) vs. Chicago Cards, 10/13/57  
By Opponents — Antwan Hamis (49 yards) vs. New England, 1/27/02\*

**SAFETY SCORED**

By Steelers — 11/16/08 vs. San Diego (Marcus McNeill tackled in end zone by James Harrison)  
By Opponents — 1/23/11\* vs. NY Jets (Roethlisberger tackled in endzone by Mike Devito)

**TWO 100-YARD RUSHERS IN SAME GAME**

By Steelers — 10/26/86 vs. Cincinnati (Earnest Jackson 132, Walter Abercrombie 109)  
By Opponents — None

**200 YARDS RUSHING**

By Steelers — Willie Parker (223 yards) vs. Cleveland, 12/7/06  
By Opponents — Fred Taylor (234 yards) vs. Jacksonville, 11/19/00

**300 YARDS PASSING**

By Steelers — Ben Roethlisberger (320 yards) vs. Carolina, 12/23/10  
By Opponents — Aaron Rodgers (304 yards) vs. Green Bay, 2/6/11\*

**400 YARDS PASSING**

By Steelers — Ben Roethlisberger (503 yards) vs. Green Bay, 12/20/09  
By Opponents — Jon Kitna (411) at Cincinnati, 12/30/01

**500 YARDS PASSING**

By Steelers — Ben Roethlisberger (503 yards) vs. Green Bay, 12/20/09  
By Opponents — None

**300 YARDS RECEIVING**

By Steelers — Plaxico Burress (253) vs. Atlanta, 11/10/02  
By Opponents — Adrylismail (258) vs. Baltimore, 12/12/99

**FOUR TD PASSES**

By Steelers — Ben Roethlisberger (5) vs. Baltimore, 11/5/07  
By Opponents — Tom Brady at New England, 12/9/07

**FIVE TD PASSES**

By Steelers — Ben Roethlisberger vs. Baltimore, 11/5/07  
By Opponents — Brian Sipe at Cleveland, 10/7/79

**SIX TD PASSES**

By Steelers — N/A  
By Opponents — Jim Kelly at Buffalo, 9/8/91

**THREE TD RECEPTIONS**

By Steelers — Hines Ward at Atlanta, 10/22/06  
By Opponents — Rob Gronkowski vs. New England 11/14/10

**FOUR TD RECEPTIONS**

By Steelers — Roy Jefferson vs. Atlanta, 11/3/68  
By Opponents — Don Beebe at Buffalo, 9/8/91

**THREE TDs RUSHING**

By Steelers — Willie Parker vs. Houston, 9/7/08  
By Opponents — Arlen Harris vs. St. Louis, 10/26/03

**FOUR FIELD GOALS**

By Steelers — Shaun Suisham at Buffalo, 11/28/10  
By Opponents — Dan Carpenter (5) at Miami, 10/24/10

**FIVE FIELD GOALS**

By Steelers — Kris Brown at Cleveland, 11/11/01  
By Opponents — Dan Carpenter (5) at Miami, 10/24/10

**SIX FIELD GOALS**

By Steelers — Jeff Reed at Jacksonville, 12/1/02  
By Opponents — Todd Peterson vs. Seattle, 9/26/99

**THREE INTERCEPTIONS**

By Steelers — Darren Perry at Cleveland, 9/11/94  
By Opponents — Dick Anderson (4) at Miami, 12/3/73

**FOUR INTERCEPTIONS**

By Steelers — Jack Butler vs. Washington, 12/13/53  
By Opponents — Dick Anderson at Miami, 12/3/73

**THREE SACKS**

By Steelers — James Harrison vs. Baltimore 1/15/11\*  
By Opponents — Terrell Suggs vs. Baltimore, 1/15/11\*

**FOUR SACKS**

By Steelers — Joey Porter at Tampa Bay, 10/21/01  
By Opponents — Alfred Williams vs. Cincinnati, 10/16/94

**FIVE SACKS**

By Steelers — Joe Greene at Houston, 12/10/72  
By Opponents — N/A

**GAINED 500 YARDS OF TOTAL OFFENSE**

By Steelers — 537 (65 rushing, 472 passing) vs. Green Bay, 12/20/09  
By Opponents — 517 (124 rushing, 393 passing), 11/12/06 vs. New Orleans

**LIMITED TEAM TO UNDER 100 YARDS OF TOTAL OFFENSE**

By Steelers — 98 (81 rushing, 17 passing), 10/29/06 at Oakland  
By Opponents — 53 (36 rushing, 17 passing), 9/10/89 vs. Cleveland

**THREE INTERCEPTIONS (TEAM)**

By Steelers — vs. Cincinnati, 12/12/10  
By Opponents — vs. New York Giants (4), 10/26/08

**FOUR INTERCEPTIONS (TEAM)**

By Steelers — vs. Baltimore, 11/9/97  
By Opponents — vs. New York Giants, 10/26/08

**FIVE INTERCEPTIONS (TEAM)**

Steelers: 12/5/93 vs. New England (Bledsoe 5)  
Opponents: 9/26/99 vs. Seattle (Stewart 3, Tomczak 2)

**FIVE TAKEAWAYS (TEAM)**

By Steelers — (7) at Tennessee, 9/19/10, (3 INT, 4 FUM)  
By Opponents — at Baltimore, 12/28/03 (3 INT, 2 FUM)

**SIX TAKEAWAYS (TEAM)**

By Steelers — (7) at Tennessee, 9/19/10, (3 INT, 4 FUM)  
By Opponents — vs. Indianapolis, 10/12/97 (2 INT, 4 FUM)

**TWO 100-YARD RECEIVERS IN SAME GAME**

By Steelers — vs. Green Bay (Ward 126, Miller 118), 12/20/09  
By Opponents — at New England (Moss 135, Gaffney 122), 12/9/07

\*Playoff game †Phil-Pitt. Steagles or Card-Pitt. record


**The Last Time the Steelers/Opponent...**
**100 YARDS RUSHING**

Steelers: 2/6/11\* vs. Green Bay [23-126]  
Opponents: 12/19/10 vs. N.Y. Jets [27-106]

**200 YARDS RUSHING**

Steelers: 11/28/10 at Buffalo [45-206]  
Opponents: 12/16/07 vs. Jacksonville [42-244]

**100-YARD RUSHER AND 100-YARD RECEIVER**

Steelers: 9/26/10 at Tampa Bay [Mendenhall 143, Wallace 100]  
Opponents: 11/28/05 at Indianapolis [James 29-124, Harrison 4-128]

**100-YARD RUSHER AND TWO 100-YARD RECEIVERS**

Steelers: 12/18/04 vs. New York Giants [Bettis 140, Randle El 149, Ward 134]  
Opponents: 12/2/99 at Jacksonville [Stewart 145, Smith 124, McCardell 113]

**100-YARD RUSHER, 300-YARD PASSER AND 100-YARD RECEIVER**

Steelers: 10/4/09 vs. San Diego [Mendenhall 165, Roethlisberger 333]  
Opponents: 12/2/99 at Jacksonville [Stewart 145, Brunell 308, Smith 124, McCardell 113]

**100-YARD RUSHER, 300-YARD PASSER AND TWO 100-YARD RECEIVERS**

Steelers: 12/18/04 vs. New York Giants [Bettis 140, Roethlisberger 316, Randle El 149, Ward 134]  
Opponents: 12/2/99 at Jacksonville [Stewart 145, Brunell 308, Smith 124, McCardell 113]

**100-YARD RUSHER AND 300-YARD PASSER**

Steelers: 10/4/09 vs. San Diego [Mendenhall 165, Roethlisberger 333]  
Opponents: 12/2/99 at Jacksonville [Stewart 145, Brunell 308]

**100-YARD RECEIVER AND 300-YARD PASSER**

Steelers: 12/20/09 vs. Green Bay [Ward 126, Miller 118, Roethlisberger 503]  
Opponents: 12/20/09 vs. Green Bay [Jennings 118, Rodgers 383]

**TWO 100-YARD RECEIVERS AND 300-YARD PASSER**

Steelers: 12/20/09 vs. Green Bay [Ward 126, Miller 118, Roethlisberger 503]  
Opponents: 12/9/07 at New England [Moss 135, Gaffney 122, Brady 399]

**100-YARD RUSHER, 100-YARD RECEIVER, 200-YARD RECEIVER AND 400-YARD PASSER**

Steelers: 11/10/02 vs. Atlanta [Zereoue 123, Ward 139, Burress 253, Maddox 473]  
Opponents: N/A

**100-YARD RUSHER, TWO 100-YARD RECEIVERS AND 400-YARD PASSER**

Steelers: 11/10/02 vs. Atlanta [Zereoue 123, Ward 139, Burress 253, Maddox 473]  
Opponents: N/A

**THREE 100-YARD RECEIVERS AND 300-YARD PASSER**

Steelers: 12/13/58 vs. Chicago Cardinals [Ort 205, McClair 139, Tracy 106, Layne 409]  
Opponents: 11/10/68 at St. Louis [D. Williams 114, Conrad 133, Smith 105, Hart 353]

**THREE RUSHING TOUCHDOWNS**


Steelers: 1/11/09 vs. San Diego [Parker 2, Russell 1]\*  
Opponents: 10/26/03 vs. St. Louis [Harris 3]

**FOUR RUSHING TOUCHDOWNS**

Steelers: 1/1/06 Detroit [Bettis 3, Roethlisberger 1]  
Opponents: 12/8/85 at San Diego [McGee 2, Anderson 1, Spencer 1]

**FIVE RUSHING TOUCHDOWNS**

Steelers: 11/3/96 at Kansas City [Bettis 2, Stewart 2, Pegram 1]  
Opponents: 12/12/54 at Cleveland [Hanulak 3, Morrison 1, Reynolds 1]



**LAST HOME SHUTOUT — 12/28/08**  
**STEELERS 31, BROWNS 0**

**THREE TOUCHDOWN PASSES**

Steelers: 11/21/10 vs. Oakland [Roethlisberger 3]  
Opponents: 2/6/11\* vs. Green Bay [Rodgers 3]

**FOUR TOUCHDOWN PASSES**

Steelers: 11/5/07 vs. Baltimore [Roethlisberger 5]  
Opponents: 12/9/07 at New England [Brady 4]

**FIVE TOUCHDOWN PASSES**

Steelers: 11/5/07 vs. Baltimore [Roethlisberger 5]  
Opponents: 9/8/91 at Buffalo [Kelly 6]

**SIX TOUCHDOWN PASSES**

Steelers: N/A  
Opponents: 9/8/91 at Buffalo [Kelly 6]

**SIX SACKS**

Steelers: 11/21/10 vs. Oakland [6-47]  
Opponents: 1/15/11\* vs. Baltimore [6-34]

**SEVEN OR MORE SACKS**

Steelers: 10/11/09 at Detroit [7-57]  
Opponents: 12/20/09 at Cleveland [8-60]

**TWO OPPONENT FUMBLE RECOVERIES**

Steelers: 1/15/11\* vs. Baltimore [Clark, Keisel]  
Opponents: 1/15/11\* vs. Baltimore [Redding, Reed]

**SHUTOUT ON ROAD**

Steelers: 12/24/05 at Cleveland [41-0]  
Opponents: 11/26/06 at Baltimore [0-27]

**SHUTOUT AT HOME**

Steelers: 12/28/08 vs. Cleveland [31-0]  
Opponents: 9/3/00 vs. Baltimore [0-16]

**OVERTIME WIN AWAY FROM PITTSBURGH**

Steelers: 11/28/10 at Buffalo [19-16]  
Opponents: 11/29/09 at Baltimore [20-17]

**OVERTIME WIN IN PITTSBURGH**

Steelers: 9/12/10 vs. Atlanta [15-9]  
Opponents: 10/16/03 vs. Jacksonville [23-17]

**40 POINTS**

Steelers: 1/2/11 at Cleveland [41-9]  
Opponents: 10/22/06 at Atlanta [41-38/OT]

**50 POINTS**

Steelers: 11/25/84 vs. San Diego [52-24]  
Opponents: 12/8/85 at San Diego [44-54]

**TWO-POINT CONVERSION**

Steelers: 2/6/11\* vs. Green Bay  
Opponents: 9/19/10 at Tennessee

**MISSSED POINT-AFTER-TOUCHDOWN ATTEMPT**

Steelers: 11/3/08 at Washington [Jeff Reed Missed Kick]  
Opponents: 1/2/11 at Cleveland [Seneca Wallace Passed Failed]

\*Playoff game

POSTSEASON **LAST TIME****The Last Time the Steelers/Opponent...****OVERTIME GAME WON**

Steelers — Steelers 20, N.Y. Jets 17, AFC Divisional Playoff, 1/15/05  
Opponents — Tennessee 34, Steelers 31, AFC Divisional Playoff, 1/11/03

**SHUTOUT**

Steelers — None  
Opponents — Philadelphia 21, Steelers 0, Eastern Division Playoff, 12/21/1947

**KICKOFF RETURN FOR TD**

Steelers — None  
Opponents — None

**PUNT RETURN FOR TD**

Steelers — Santonio Holmes (67 yards) vs. San Diego, AFC Divisional Playoff, 1/11/09  
Opponents — Santana Moss (75 yards) vs. N.Y. Jets, AFC Divisional Playoff, 1/15/05

**INTERCEPTION RETURN FOR TD**

Steelers — James Harrison (100 yards) vs. Arizona, Super Bowl XLIII, 2/1/09  
Opponents — Nick Collins (37 yards) vs. Green Bay, Super Bowl XLV, 2/6/11

**FUMBLE RETURN FOR TD**

Steelers — William Gay (19 yards) vs. N.Y. Jets, AFC Championship Game, 1/23/11  
Opponents — Cory Redding (13 yards) vs. Baltimore Ravens, AFC Divisional Playoff, 1/15/11

**BLOCKED PUNT**

Steelers — Jerry Olsavsky, at Houston, AFC Wild Card Game, 12/31/89  
Opponents — Keith Cash, at Kansas City, AFC Wild Card Game, 1/8/94

**BLOCKED PUNT FOR TD**

Steelers — None  
Opponents — Terry Brown, vs. Minnesota, Super Bowl IX, 1/12/75

**BLOCKED FIELD GOAL**

Steelers — None  
Opponents — Brian Mitchell, vs. New England, AFC Championship Game, 1/27/02

**BLOCKED FIELD GOAL FOR TD**

Steelers — None  
Opponents — Antwan Harris (49 yards), vs. New England, AFC Championship Game, 1/27/02

**SAFETY SCORED**

Steelers — 1/7/95 vs. Cleveland, AFC Wild Card Game, (Vinny Testaverde sacked by Carnell Lake)  
Opponents — 1/23/11 vs. N.Y. Jets, AFC Championship Game, (Ben Roethlisberger tackled by Mike Devito)

**TWO 100-YARD RUSHERS IN SAME GAME**

Steelers — None  
Opponents — None

**200 YARDS RUSHING**

Steelers — None  
Opponents — None

**300 YARDS PASSING**

Steelers — Ben Roethlisberger (337 yards) vs. Jacksonville, AFC Wild Card Game, 1/5/08  
Opponents — Kurt Warner (377 yards) vs. Arizona, Super Bowl XLIII, 2/1/09

**400 YARDS PASSING**

Steelers — None  
Opponents — None

**500 YARDS PASSING**

Steelers — None  
Opponents — None

**200 YARDS RECEIVING**

Steelers — None  
Opponents — None

**FOUR TD PASSES**

Steelers — Terry Bradshaw, vs. Dallas, Super Bowl XIII, 1/21/79  
Opponents — Dan Marino, vs. Miami, AFC Championship Game, 1/6/85

**FIVE TD PASSES**

Steelers — None  
Opponents — None

**SIX TD PASSES**

Steelers — None  
Opponents — None

**THREE TD RECEPTIONS**

Steelers — None  
Opponents — None

**FOUR TD RECEPTIONS**

Steelers — None  
Opponents — None

**THREE TDs RUSHING**

Steelers — Franco Harris, vs. Buffalo, AFC Divisional Playoff, 12/22/74  
Opponents — Curtis Martin, at New England, AFC Divisional Playoff, 1/5/97

**FOUR FIELD GOALS**

Steelers — Norm Johnson, at Buffalo, AFC Divisional Playoff, 1/6/96  
Opponents — George Blanda, at Oakland, AFC Wild Card Game, 12/23/73

**FIVE FIELD GOALS**

Steelers — None  
Opponents — None

**SIX FIELD GOALS**

Steelers — None  
Opponents — None

**THREE INTERCEPTIONS**

Steelers — None  
Opponents — None

**FOUR INTERCEPTIONS**

Steelers — None  
Opponents — None

**THREE SACKS**

Steelers — James Harrison, vs. Baltimore, AFC Divisional Playoff, 1/15/11  
Opponents — Terrell Suggs, vs. Baltimore, AFC Divisional Playoff, 1/15/11

**FOUR SACKS**

Steelers — None  
Opponents — None

**FIVE SACKS**

Steelers — None  
Opponents — None

**500 YARDS OF TOTAL OFFENSE**

Steelers — 526 [225 rushing, 301 passing] vs. Baltimore, AFC Divisional Playoff, 12/19/76  
Opponents — 569 [134 rushing, 435 passing] vs. Miami, AFC Championship Game, 1/6/85

**LIMITED TEAM TO UNDER 100 YARDS OF TOTAL OFFENSE**

By Steelers — None  
By Opponents — None

**THREE INTERCEPTIONS (TEAM)**

By Steelers — vs. Baltimore, AFC Championship Game, 1/18/09  
By Opponents — vs. Jacksonville, AFC Wild Card Game, 1/5/08

**FOUR INTERCEPTIONS (TEAM)**

By Steelers — None  
By Opponents — None

**FIVE INTERCEPTIONS (TEAM)**

By Steelers — vs. Houston, AFC Championship Game, 1/7/79  
By Opponents — None

**FIVE TAKEAWAYS (TEAM)**

By Steelers — vs. Houston [9], AFC Championship Game, 1/7/79 [5 INT, 4 FUM]  
By Opponents — vs. Houston, AFC Championship Game, 1/7/79 [2 INT, 3 FUM]



## The Last Time the Steelers/Opponent...

**SIX TAKEAWAYS (TEAM)**

By Steelers — vs. Houston (9), AFC Championship Game, 1/7/79 (5 INT, 4 FUM)

By Opponents — vs. Oakland (8), AFC Championship Game, 1/4/76 (3 INT, 5 FUM)

**TWO 100-YARD RECEIVERS IN SAME GAME**

By Steelers — vs. Cleveland (Hines Ward 1—104—1 TD, Plaxico Burress 6—100—1TD), AFC Wild Card Game, 1/5/03

By Opponents — vs. Miami (Mark Duper 5—148—2 TDs, Tony Nathan 8—114), AFC Championship Game, 1/6/85

**100 YARDS RUSHING**

Steelers — 2/6/11 vs. Green Bay, Super Bowl XLV, [23—126]

Opponents — 1/5/08 vs. Jacksonville, AFC Wild Card Game, [29—135]

**200 YARDS RUSHING**

Steelers — 12/29/96 vs. Indianapolis, AFC Wild Card Game, [51—231]

Opponents — 12/22/73 at Oakland, AFC Divisional Playoff, [55—232]

**100-YARD RUSHER AND 100-YARD RECEIVER**

Steelers — 1/15/05 vs. N.Y. Jets, AFC Divisional Playoff, [Bettis 101, Ward 105]

Opponents — 1/9/83 vs. San Diego, AFC Wild Card Game [Muncie 126, Chandler 124, Winslow 102]

**100-YARD RUSHER AND TWO 100-YARD RECEIVERS**

Steelers — None

Opponents — 1/9/83 vs. San Diego, AFC Wild Card Playoff (Muncie 126, Chandler 124, Winslow 102)

**100-YARD RUSHER, 300-YARD PASSER AND 100-YARD RECEIVER**

Steelers — None

Opponents — 1/9/83 vs. San Diego, AFC Wild Card Game [Muncie 126, Fouts 333, Chandler 124, Winslow 102]

**100-YARD RUSHER, 300-YARD PASSER AND TWO 100-YARD RECEIVER**

Steelers — None

Opponents — 1/9/83 vs. San Diego, AFC Wild Card Game (Muncie 126, Fouts 333, Chandler 124, Winslow 102)

**100-YARD RUSHER AND 300-YARD PASSER**

Steelers — None

Opponents — 1/9/83 vs. San Diego, AFC Wild Card Game (Muncie 126, Fouts 333)

**TWO 100-YARD RECEIVERS AND 300-YARD PASSER**

Steelers — 1/21/79 vs. Dallas, Super Bowl XIII [Swann 124, Stallworth 115, Bradshaw 318]

Opponents — 1/9/83 vs. San Diego, AFC Wild Card Game [Fouts 333, Chandler 124, Winslow 102]

**100-YARD RUSHER, 100-YARD RECEIVER, 200-YARD RECEIVER AND 400-YARD PASSER**

Steelers — None

Opponents — None

**100-YARD RUSHER, TWO 100-YARD RECEIVERS AND 400-YARD PASSER**

Steelers — None

Opponents — None

**THREE 100-YARD RECEIVERS AND 300-YARD PASSER**

Steelers — None

Opponents — None

**THREE RUSHING TOUCHDOWNS**

Steelers — 1/11/09 vs. San Diego, AFC Divisional Playoff, [Parker 2, Russell 1]

Opponents — 1/5/97 at New England, AFC Divisional Playoff (Martin 3)

**FOUR RUSHING TOUCHDOWNS**

Steelers — 12/29/96, vs. Indianapolis, AFC Wild Card Game [Bettis 2, Stewart 2, Witman 1]

Opponents — 1/1/84 at L.A. Raiders, AFC Divisional Playoff [Allen 2, Hawkins 1, King 1]

**FIVE RUSHING TOUCHDOWNS**

Steelers — 12/29/96, vs. Indianapolis, AFC Wild Card Game [Bettis 2, Stewart 2, Witman 1]

Opponents — None



**RYAN CLARK'S FUMBLE RECOVERY VS. BALTIMORE**  
2011 AFC DIVISIONAL PLAYOFF — 1/15/11

**THREE TOUCHDOWN PASSES**

Steelers — 1/8/06 at Cincinnati, AFC Wild Card Game [Roethlisberger 3]

Opponents — 2/6/11 vs. Green Bay, Super Bowl XLV [Rodgers 3]

**FOUR TOUCHDOWN PASSES**

Steelers — 1/21/79 vs. Dallas, Super Bowl XIII [Bradshaw 4]

Opponents — 1/6/85 vs. Miami, AFC Championship Game [Marino 4]

**FIVE TOUCHDOWN PASSES**

Steelers — None

Opponents — None

**SIX TOUCHDOWN PASSES**

Steelers — None

Opponents — None

**SIX SACKS**

Steelers — None

Opponents — 1/15/11 vs. Baltimore, AFC Divisional Playoff [6—34]

**SEVEN OR MORE SACKS**

Steelers — None

Opponents — 1/9/93 vs. Buffalo, AFC Divisional Playoff [7—52]

**TWO OPPONENT FUMBLE RECOVERIES**

Steelers — 1/15/11 vs. Baltimore, AFC Divisional Playoff [Clark, Keisel]

Opponents — 1/15/11 vs. Baltimore, AFC Divisional Playoff [Redding, Reed]

**SHUTOUT ON ROAD**

Steelers — None

Opponents — None

**SHUTOUT AT HOME**

Steelers — None

Opponents — 12/21/47, vs. Philadelphia [21—0], Eastern Division Playoff

**OT WIN AWAY FROM PITTSBURGH**

Steelers — 1/31/89 at Houston, AFC Wild Card Game [23—20]

Opponents — 1/11/03 at Tennessee, AFC Divisional Playoff [34—31]

**OT WIN IN PITTSBURGH**

Steelers — 1/15/05 vs. N.Y. Jets, AFC Divisional Playoff [20—17]

Opponents — None

**40 POINTS**

Steelers — 12/29/96 vs. Indianapolis, AFC Wild Card Game [42—14]

Opponents — 1/23/05 vs. New England, AFC Championship Game [41—27]

**50 POINTS**

Steelers — None

Opponents — None

**TWO-POINT CONVERSION**

Steelers — 2/6/11 vs. Green Bay, Super Bowl XLV [Antwaan Randle El run]

Opponents — 1/15/06 at Indianapolis, AFC Divisional Playoff [Peyton Manning pass to Reggie Wayne]

**MISSED POINT—AFTER—TOUCHDOWN ATTEMPT**

Steelers — 1/18/76 vs. Dallas, Super Bowl X [Rog Gerela kick failed]

Opponents — 1/20/80 vs. L.A. Rams, Super Bowl XIV [Frank Corral kick failed]

\*Playoff game +Phil.-Pitt. Steagles or Card.-Pitt. record

## AFC CENTRAL/NORTH DIVISION PLAYOFF RACES (WEEK-BY-WEEK)

### 1980 Central Division

Wk	CIN	CLE*	HOU#	PIT
1	0-1	0-1	0-1	1-0
2	0-2	0-2	1-1	2-0
3	1-2	1-2	2-1	2-1
4	1-3	2-2	3-1	3-1
5	1-4	2-3	3-2	4-1
6	2-4	3-3	3-3	4-2
7	3-4	4-3	4-3	4-3
8	3-5	5-3	5-3	4-4
9	3-6	6-3	6-3	5-4
10	3-7	7-3	7-3	6-4
11	3-8	7-4	8-4	7-4
12	3-9	8-4	8-4	7-5
13	4-9	9-4	8-5	8-5
14	5-9	10-4	9-5	8-6
15	6-9	10-5	10-5	9-6
16	6-10	11-5	11-5	9-7

### 1981 Central Division

Wk	CIN*	CLE	HOU	PIT
1	1-0	0-1	1-0	0-1
2	2-0	0-2	2-0	0-2
3	2-1	1-2	2-1	1-2
4	3-1	2-2	2-2	2-2
5	3-2	2-3	3-2	3-2
6	4-2	2-4	4-2	4-2
7	5-2	3-4	4-3	4-3
8	5-3	4-4	4-4	5-3
9	6-3	4-5	4-5	5-4
10	7-3	4-6	5-5	5-5
11	8-3	5-6	5-6	6-5
12	9-3	5-7	5-7	7-5
13	10-3	5-8	5-8	8-5
14	10-4	5-6	6-8	8-6
15	11-4	5-10	6-9	8-7
16	12-4	5-11	7-9	8-8

### 1982 Central Division

Wk	CIN+	CLE+	HOU	PIT+
1	1-0	1-0	0-1	1-0
2	1-1	1-1	1-1	2-0
3	Games Canceled (NFL Player Strike)			
4	Games Canceled (NFL Player Strike)			
5	Games Canceled (NFL Player Strike)			
6	Games Canceled (NFL Player Strike)			
7	Games Canceled (NFL Player Strike)			
8	Games Canceled (NFL Player Strike)			
9	Games Canceled (NFL Player Strike)			
10	2-1	2-1	1-2	3-0
11	3-1	2-2	1-3	3-1
12	4-1	2-3	1-4	4-1
13	5-1	2-4	1-5	4-2
14	5-2	3-4	1-6	4-3
15	6-2	4-4	1-7	5-3
16	7-2	4-5	1-8	6-3

### 1983 Central Division

Wk	CIN	CLE	HOU	PIT*
1	0-1	0-1	0-1	0-1
2	0-2	1-1	0-2	1-1
3	0-3	2-1	0-3	2-1
4	1-3	3-1	0-4	2-2
5	1-4	3-2	0-5	3-2
6	1-5	4-2	0-6	4-2
7	1-6	4-3	0-7	5-2
8	2-6	4-4	0-8	6-2

9	3-6	5-4	0-9	7-2
10	4-6	5-5	0-10	8-2
11	4-7	6-5	1-10	9-2
12	5-7	7-5	1-11	9-3
13	5-8	8-5	1-12	9-4
14	6-8	8-6	1-13	9-5
15	7-8	8-7	2-13	10-5
16	7-9	9-7	2-14	10-6

### 1984 Central Division

Wk	CIN	CLE	HOU	PIT*
1	0-1	0-1	0-1	0-1
2	0-2	0-2	0-2	1-1
3	0-3	0-3	0-3	2-1
4	0-4	1-3	0-4	2-2
5	0-5	1-4	0-5	3-2
6	1-5	1-5	0-6	3-3
7	1-6	1-6	0-7	4-3
8	2-6	1-7	0-8	4-4
9	3-6	1-8	0-9	5-4
10	3-7	2-8	0-10	6-4
11	4-7	2-9	1-10	6-5
12	4-8	3-9	2-10	6-6
13	5-8	4-9	2-11	7-6
14	6-8	4-10	3-11	7-7
15	7-8	4-11	3-12	8-7
16	8-8	5-11	3-13	9-7

### 1985 Central Division

Wk	CIN	CLE*	HOU	PIT
1	0-1	0-1	1-0	1-0
2	0-2	1-1	1-1	1-1
3	0-3	1-2	1-2	2-1
4	1-3	2-2	1-3	2-2
5	1-4	3-2	1-4	2-3
6	2-4	4-2	1-5	2-4
7	2-5	4-3	2-5	3-4
8	3-5	4-4	3-5	3-5
9	4-5	4-5	4-5	4-5
10	5-5	4-6	4-6	5-5
11	5-6	5-6	4-7	6-5
12	5-7	6-6	5-7	6-6
13	6-7	7-6	5-8	6-7
14	7-7	7-7	5-9	6-8
15	7-8	8-7	5-10	7-8
16	7-9	8-8	5-11	7-9

### 1986 Central Division

Wk	CIN	CLE*	HOU	PIT
1	0-1	0-1	1-0	0-1
2	1-1	1-1	1-1	0-2
3	2-1	1-2	1-2	0-3
4	2-2	2-2	1-3	1-3
5	3-2	3-2	1-4	1-4
6	4-2	4-2	1-5	1-5
7	5-2	4-3	1-6	1-6
8	5-3	5-3	1-7	2-6
9	6-3	6-3	1-8	3-6
10	6-4	7-3	2-4	3-7
11	7-4	7-4	2-9	4-7
12	8-4	8-4	3-9	4-8
13	8-5	9-4	3-10	4-9
14	9-5	10-4	3-11	5-9
15	9-5	11-4	4-11	6-9
16	10-6	12-4	5-11	6-10

### 1987 Central Division

Wk	CIN	CLE*	HOU#	PIT
1	1-0	0-1	1-0	1-0
2	1-1	1-1	1-1	1-1
3	Game Canceled (NFL Player Strike)			
4	1-2	2-1	2-1	2-1
5	2-2	2-2	3-1	2-2
6	2-3	3-2	3-2	3-2
7	2-4	4-2	4-2	4-2
8	2-5	4-3	5-2	4-3
9	2-6	5-3	5-3	5-3
10	3-6	6-3	6-3	5-4
11	3-7	7-3	6-4	6-4
12	3-8	7-4	6-5	6-5
13	4-8	7-5	7-5	7-5
14	4-9	8-5	7-6	8-5
15	4-10	9-5	8-6	8-6
16	4-11	10-5	9-6	8-7

### 1988 Central Division

Wk	CIN*	CLE#	HOU#	PIT
1	1-0	1-0	1-0	1-0
2	2-0	1-1	2-0	1-1
3	3-0	2-1	2-1	1-2
4	4-0	2-2	3-1	1-3
5	5-0	3-2	3-2	1-4
6	6-0	3-3	4-2	1-5
7	6-1	4-3	5-2	1-6
8	7-1	5-3	5-3	2-6
9	7-2	6-3	6-3	2-7
10	8-2	6-4	7-3	2-8
11	8-3	6-5	7-4	2-9
12	9-3	7-5	8-4	2-10
13	10-3	8-5	9-4	3-10
14	11-3	9-5	9-5	4-10
15	11-4	9-6	10-5	4-11
16	12-4	10-6	10-6	5-11

### 1989 Central Division

Wk	CIN	CLE*	HOU#	PIT#
1	0-1	1-0	0-1	0-1
2	1-1	2-0	1-1	0-2
3	2-1	2-1	1-1	0-2
4	3-1	3-1	2-2	2-2
5	4-1	3-2	2-3	2-3
6	4-2	3-3	3-3	3-3
7	4-3	4-3	4-3	3-4
8	5-3	5-3	4-4	4-4
9	5-4	6-3	5-4	4-5
10	5-5	7-3	6-4	4-6
11	6-5	7-3-1	7-4	5-6
12	6-6	7-4-1	7-5	6-6
13	7-6	7-5-1	8-5	6-7
14	7-7	7-6-1	9-5	7-7
15	8-7	8-6-1	9-6	8-7
16	8-8	9-6-1	9-7	9-7

### 1990 Central Division

Wk	CIN*	CLE	HOU#	PIT
1	1-0	1-0	0-1	0-1
2	2-0	1-1	0-2	1-1
3	3-0	1-2	1-2	1-2
4	3-1	1-3	2-2	1-3
5	4-1	2-3	2-3	2-3
6	4-2	2-4	3-3	3-3

\* Division Champion

# Wild Card Team

+ Qualified for Super Bowl Tournament



# AFC CENTRAL/NORTH DIVISION PLAYOFF RACES (WEEK-BY-WEEK)

7	5-2	2-5	4-3	3-4
8	5-3	2-6	4-4	4-4
9	5-4	2-7	4-5	5-4
10	6-4	2-8	5-5	5-5
11	6-5	2-9	6-5	6-5
12	7-5	2-10	6-6	6-6
13	7-6	2-11	7-6	7-6
14	7-7	3-11	8-6	8-6
15	8-7	3-12	8-7	9-6
16	9-7	3-13	9-7	9-7

## 1991 Central Division

Wk	CIN	CLE	HOU*	PIT
1	0-1	0-1	1-0	1-0
2	0-2	1-1	2-0	1-1
3	0-3	2-1	3-0	2-1
4	0-4	2-2	3-1	2-2
5	0-5	2-3	4-1	3-2
6	0-6	2-4	5-1	3-3
7	0-7	3-4	6-1	3-4
8	0-8	4-4	7-1	3-5
9	1-8	4-5	7-2	3-6
10	1-9	4-6	8-2	4-6
11	1-10	4-7	9-2	4-7
12	1-11	5-7	9-3	5-7
13	2-11	6-7	9-4	5-8
14	2-12	6-8	10-4	5-9
15	2-13	6-9	11-4	6-9
16	3-13	6-10	11-5	7-9

## 1992 Central Division

Wk	CIN	CLE	HOU#	PIT*
1	1-0	0-1	0-1	1-0
2	2-0	0-2	1-1	2-0
3	2-1	1-2	2-1	3-0
4	2-2	1-3	3-1	3-1
5	2-3	2-3	4-1	3-2
6	2-4	3-3	4-2	4-2
7	2-5	4-3	5-2	5-2
8	3-5	4-4	5-3	6-2
9	4-5	5-4	5-4	6-3
10	4-6	5-5	6-4	7-3
11	4-7	5-6	6-5	8-3
12	4-8	6-6	7-5	9-3
13	4-9	7-6	8-5	10-3
14	4-10	7-7	8-6	10-4
15	5-10	7-8	9-6	10-5
16	5-11	7-9	10-6	11-5

## 1993 Central Division

Wk	CIN	CLE	HOU*	PIT#
1	0-1	1-0	0-1	0-1
2	0-2	2-0	1-1	0-2
3	0-3	3-0	1-2	1-2
4	0-4	3-1	1-3	2-2
5	0-5	3-2	1-4	3-2
6	0-6	4-2	2-4	4-2
7	0-7	5-2	3-4	4-3
8	0-8	5-3	4-4	5-3
9	0-9	5-4	5-4	6-3
10	0-10	5-5	6-4	6-4
11	1-10	5-6	7-4	6-5
12	1-11	6-6	8-4	7-5
13	1-12	6-7	9-4	8-5
14	2-12	6-8	10-4	8-6
15	3-12	7-8	11-4	8-7
16	3-13	7-9	12-4	9-7

## 1994 Central Division

Wk	CIN	CLE#	HOU	PIT*
1	0-1	1-0	0-1	0-1
2	0-2	1-1	0-2	1-1
3	0-3	2-1	0-3	2-1
4	0-4	3-1	1-3	2-2
5	0-5	4-1	1-4	3-2
6	0-6	5-1	1-5	4-2
7	0-7	6-1	1-6	5-2
8	0-8	6-2	1-7	5-3
9	1-8	7-2	1-8	6-3
10	2-8	8-2	1-9	7-3
11	2-9	8-3	1-10	8-3
12	2-10	9-3	1-11	9-3
13	2-11	9-4	1-12	10-3
14	2-12	10-4	1-13	11-3
15	2-13	10-5	1-14	12-3
16	3-13	11-5	2-14	12-4

## 1995 Central Division

Wk	CIN	CLE	HOU#	JAX	PIT*
1	1-0	0-1	1-0	0-1	1-0
2	2-0	1-1	1-1	0-2	2-0
3	2-1	1-2	1-2	0-3	2-1
4	2-2	2-2	2-2	0-4	2-2
5	2-3	2-3	2-3	1-4	3-2
6	2-4	2-4	2-4	2-4	3-3
7	3-4	2-5	2-5	2-5	3-4
8	3-5	3-5	3-5	3-5	4-4
9	3-6	4-5	4-5	3-6	5-4
10	4-6	4-6	4-6	3-7	6-4
11	4-7	4-7	4-7	3-8	7-4
12	5-7	5-7	5-7	3-9	8-4
13	5-8	5-8	5-8	3-10	9-4
14	6-8	5-9	5-9	3-11	10-4
15	6-9	6-9	6-9	3-12	11-4
16	7-9	7-9	7-9	4-12	11-5

## 1996 Central Division

Wk	CIN	BAL	HOU	JAX#	PIT*
1	0-1	1-0	0-1	1-0	0-1
2	0-2	1-1	1-1	1-1	1-1
3	1-2	1-2	2-1	1-2	2-1
4	1-3	2-2	2-2	1-3	3-1
5	1-4	2-3	3-2	2-3	4-1
6	1-5	2-4	4-2	2-4	5-1
7	1-6	2-5	5-2	3-4	5-2
8	2-6	3-5	5-3	3-5	6-2
9	3-6	3-6	5-4	3-6	7-2
10	4-6	3-7	6-4	4-6	7-3
11	4-7	3-8	6-5	4-7	8-3
12	5-7	3-9	6-6	5-7	9-3
13	5-8	4-9	7-6	6-7	9-4
14	6-8	4-10	7-7	7-7	10-4
15	7-8	4-11	7-8	8-7	10-5
16	8-8	4-12	8-8	9-7	10-6

## 1997 Central Division

Wk	CIN	BAL	JAX#	TEN	PIT*
1	1-0	0-1	1-0	1-0	0-1
2	1-1	1-1	2-0	1-1	1-1
3	1-2	2-1	3-0	1-2	1-2
4	1-3	3-1	3-1	1-3	2-2
5	1-4	3-2	4-1	1-4	3-2
6	1-5	3-3	5-1	2-4	4-2
7	1-6	3-4	5-2	3-4	5-2
8	1-7	4-4	5-3	4-4	6-2

9	2-7	4-5	6-3	4-5	6-3
10	3-7	4-6	7-3	5-5	7-3
11	3-8	4-6-1	8-3	5-6	8-3
12	4-8	4-7-1	8-4	6-6	8-4
13	4-9	4-8-1	9-4	7-6	9-4
14	5-9	5-8-1	9-5	7-7	10-4
15	6-9	6-8-1	10-5	7-8	11-4
16	7-9	6-9-1	11-5	8-8	11-5

## 1998 Central Division

Wk	CIN	BAL	JAX*	TEN	PIT
1	0-1	0-1	1-0	1-0	1-0
2	1-1	1-1	2-0	1-1	2-0
3	1-2	1-2	3-0	1-2	2-1
4	1-3	2-2	4-0	1-3	3-1
5	2-3	2-3	5-0	2-3	3-2
6	2-4	2-4	5-1	3-3	4-2
7	2-5	2-5	5-2	3-4	5-2
8	2-6	2-6	6-2	4-4	5-3
9	2-7	3-6	7-2	5-4	6-3
10	2-8	3-7	8-2	6-4	6-4
11	2-9	4-7	8-3	6-5	7-4
12	2-10	5-7	9-3	6-6	7-5
13	2-11	5-8	10-3	7-6	7-6
14	2-12	5-9	10-4	8-6	7-7
15	3-12	5-10	10-5	8-7	7-8
16	3-13	6-10	11-5	8-8	7-9

## 1999 Central Division

Wk	CIN	CLE	BAL	JAX*	TEN#	PIT
1	0-1	0-1	0-1	1-0	1-0	1-0
2	0-2	0-2	0-2	2-0	2-0	2-0
3	0-3	0-3	1-2	2-1	3-0	2-1
4	1-3	0-4	2-2	3-1	3-1	2-2
5	1-4	0-5	2-3	4-1	4-1	2-3
6	1-5	0-6	Bye	5-1	Bye	3-3
7	1-6	0-7	2-4	Bye	5-1	4-3
8	1-7	1-7	2-5	6-1	6-1	Bye
9	1-8	1-8	3-5	7-1	6-2	5-3
10	1-9	2-8	3-6	8-1	7-2	5-4
11	1-10	2-9	4-6	9-1	8-2	5-5
12	2-10	2-10	4-7	10-1	9-2	5-6
13	3-10	2-11	5-7	11-1	9-3	5-7
14	4-10	2-12	6-7	12-1	10-3	5-8
15	Bye	2-13	7-7	13-1	11-3	5-9
16	4-11	2-14	8-7	13-2	12-3	6-9
17	4-12	Bye	8-8	14-2	13-3	6-10

## 2000 Central Division

Wk	CIN	CLE	BAL#	JAX	TEN*	PIT
1	Bye	0-1	1-0	1-0	0-1	0-1
2	0-1	1-1	2-0	1-1	1-1	Bye
3	0-2	2-1	2-1	2-1	Bye	0-2
4	0-3	2-2	3-1	2-2	2-1	0-3
5	0-4	2-3	4-1	2-3	3-1	1-3
6	0-5	2-4	5-1	2-4	4-1	2-3
7	0-6	2-5	5-2	2-5	5-1	3-3
8	1-6	2-6	5-3	2-6	6-1	4-3
9	2-6	2-7	5-4	3-6	7-1	5-3
10	2-7	2-8	6-4	Bye	8-1	5-4
11	2-8	3-8	7-4	3-7	8-2	5-5
12	2-9	3-9	8-4	4-7	9-2	5-6
13	2-10	3-10	9-4	5-7	9-3	6-6
14	3-10	3-11	Bye	6-7	10-3	7-6
15	3-11	3-12	10-4	7-7	11-3	7-7
16	4-11	3-13	11-4	7-8	12-3	8-7
17	4-12	Bye	12-4	7-9	13-3	9-7

\* Division Champion

# Wild Card Team

+ Qualified for Super Bowl Tournament

## AFC CENTRAL/NORTH DIVISION PLAYOFF RACES (WEEK-BY-WEEK)

### 2001 Central Division

Wk	CIN	CLE	BAL#	JAX	TEN	PIT*
1	1-0	0-1	1-0	1-0	0-1	0-1
2	2-0	1-1	1-1	2-0	0-2	Bye
3	2-1	2-1	2-1	2-1	Bye	1-1
4	2-2	3-1	3-1	2-2	0-3	2-1
5	3-2	3-2	3-2	Bye	1-3	3-1
6	3-3	4-2	3-3	2-3	2-3	4-1
7	4-3	Bye	4-3	2-4	2-4	5-1
8	Bye	4-3	5-3	2-5	3-4	5-2
9	4-4	4-4	6-3	3-5	3-5	6-2
10	4-5	5-4	6-4	3-6	4-5	7-2
11	4-6	6-4	7-4	3-7	4-6	8-2
12	4-7	6-5	8-4	3-8	5-6	9-2
13	4-8	6-6	Bye	4-8	5-7	10-2
14	4-9	6-7	8-5	5-8	6-7	11-2
15	4-10	6-8	9-5	6-8	7-7	12-2
16	5-10	7-8	9-6	6-9	7-8	12-3
17	6-10	7-9	10-6	6-10	7-9	13-3

### 2002 North Division

Wk	BAL	CIN	CLE#	PIT*
1	0-1	0-1	0-1	0-1
2	0-2	0-2	1-1	0-2
3	Bye	0-3	2-1	Bye
4	1-2	0-4	2-2	1-2
5	2-2	0-5	2-3	1-3
6	2-3	0-6	2-4	2-3
7	3-3	Bye	3-4	3-3
8	3-4	0-7	4-4	4-3
9	3-5	1-7	4-5	5-3
10	4-5	1-8	Bye	5-3-1
11	4-6	1-9	5-5	5-4-1
12	5-6	1-10	6-5	6-4-1
13	6-6	1-11	6-6	7-4-1
14	6-7	1-12	7-6	7-5-1
15	7-7	1-13	7-7	8-5-1
16	7-8	2-13	8-7	9-5-1
17	7-9	2-14	9-7	10-5-1

### 2003 North Division

Wk	BAL*	CIN	CLE	PIT
1	0-1	0-1	0-1	1-0
2	1-1	0-2	0-2	1-1
3	2-1	0-3	1-2	2-1
4	2-2	1-3	1-3	2-2
5	Bye	1-4	2-3	2-3
6	3-2	Bye	3-3	2-4
7	3-3	2-4	3-4	Bye
8	4-3	3-4	3-5	2-5
9	5-3	3-5	Bye	2-6
10	5-4	4-5	3-6	3-6
11	5-5	5-5	4-6	3-7
12	6-5	6-5	4-7	4-7
13	7-5	7-5	4-8	4-8
14	8-5	7-6	4-9	5-8
15	8-6	8-6	4-10	5-9
16	9-6	8-7	4-11	6-9
17	10-6	8-8	5-11	6-10

### 2004 North Division

Wk	BAL	CIN	CLE	PIT*
1	0-1	0-1	1-0	1-0
2	1-1	1-1	1-1	1-1
3	2-1	1-2	1-2	2-1
4	2-2	1-3	2-2	3-1
5	3-2	Bye	2-3	4-1
6	Bye	1-4	3-3	5-1
7	4-2	2-4	3-4	Bye

8	4-3	2-5	Bye	6-1
9	5-3	3-5	3-5	7-1
10	6-3	4-5	3-6	8-1
11	7-3	4-6	3-7	9-1
12	7-4	5-6	3-8	10-1
13	7-5	6-6	3-9	11-1
14	8-5	6-7	3-10	12-1
15	8-6	6-8	3-11	13-1
16	8-7	7-8	3-12	14-1
17	9-7	8-8	4-12	15-1

### 2005 North Division

Wk	BAL	CIN*	CLE	PIT**
1	0-1	1-0	0-1	1-0
2	0-2	2-0	1-1	2-0
3	Bye	3-0	1-2	2-1
4	1-2	4-0	Bye	Bye
5	1-3	4-1	2-2	3-1
6	2-3	5-1	2-3	3-2
7	2-4	5-2	2-4	4-2
8	2-5	6-2	2-5	5-2
9	2-6	7-2	3-5	6-2
10	2-7	Bye	3-6	7-2
11	3-7	7-3	4-6	7-3
12	3-8	8-3	4-7	7-4
13	4-8	9-3	4-8	7-5
14	4-9	10-3	4-9	8-5
15	5-9	11-3	5-9	9-5
16	6-9	11-4	5-10	10-5
17	6-10	11-5	6-10	11-5

### 2006 North Division

Wk	BAL*	CIN	CLE	PIT
1	1-0	1-0	0-1	1-0
2	2-0	2-0	0-2	1-1
3	3-0	3-0	0-3	1-2
4	4-0	3-1	1-3	Bye
5	4-1	Bye	1-4	1-3
6	4-2	3-2	Bye	2-3
7	Bye	4-2	1-5	2-4
8	5-2	4-3	2-5	2-5
9	6-2	4-4	2-6	2-6
10	7-2	4-5	3-6	3-6
11	8-2	5-5	3-7	4-6
12	9-2	6-5	3-8	4-7
13	9-3	7-5	4-8	5-7
14	10-3	8-5	4-9	6-7
15	11-3	8-6	4-10	7-7
16	12-3	8-7	4-11	7-8
17	13-3	8-8	4-12	8-8

### 2007 North Division

Wk	BAL	CIN	CLE	PIT*
1	0-1	1-0	0-1	1-0
2	1-1	1-1	1-1	2-0
3	2-1	1-2	1-2	3-0
4	2-2	1-3	2-2	3-1
5	3-2	Bye	2-3	4-1
6	4-2	1-4	3-3	Bye
7	4-3	2-4	Bye	4-2
8	Bye	2-5	4-3	5-2
9	4-4	2-6	5-3	6-2
10	4-5	3-6	5-4	7-2
11	4-6	3-7	6-4	7-3
12	4-7	4-7	7-4	8-3
13	4-8	4-8	7-5	9-3
14	4-9	5-8	8-5	9-4
15	4-10	5-9	9-5	9-5
16	4-11	6-9	9-6	10-5
17	5-11	7-9	10-6	10-6

### 2008 North Division

Wk	BAL#	CIN	CLE	PIT**
1	1-0	0-1	0-1	1-0
2	Bye	0-2	0-2	2-0
3	2-0	0-3	0-3	2-1
4	2-1	0-4	1-3	3-1
5	2-2	0-5	Bye	4-1
6	2-3	0-6	2-3	Bye
7	3-3	0-7	2-4	5-1
8	4-3	0-8	3-4	5-2
9	5-3	1-8	3-5	6-2
10	6-3	Bye	3-6	6-3
11	6-4	1-8-1	4-6	7-3
12	7-4	1-9-1	4-7	8-3
13	8-4	1-10-1	4-8	9-3
14	9-4	1-11-1	4-9	10-3
15	9-5	2-11-1	4-10	11-3
16	10-5	3-11-1	4-11	11-4
17	11-5	4-11-1	4-12	12-4

### 2009 North Division

Wk	BAL#	CIN*	CLE	PIT
1	1-0	0-1	0-1	1-0
2	2-0	1-1	0-2	1-1
3	3-0	2-1	0-3	1-2
4	3-1	3-1	0-4	2-2
5	3-2	4-1	1-4	3-2
6	4-2	4-2	1-5	4-2
7	Bye	5-2	1-6	5-2
8	5-2	Bye	1-7	Bye
9	5-3	6-2	Bye	6-2
10	6-3	7-2	1-8	6-3
11	6-4	7-3	1-9	6-4
12	7-4	8-3	1-10	6-5
13	7-5	9-3	1-11	6-6
14	8-5	9-4	2-11	6-7
15	9-5	9-5	3-11	7-7
16	9-6	10-5	4-11	8-7

### 2010 North Division

Wk	BAL#	CIN	CLE	PIT**
1	1-0	0-1	0-1	1-0
2	1-1	1-1	0-2	2-0
3	2-1	2-1	0-3	3-0
4	3-1	2-2	1-3	3-1
5	4-1	2-3	1-4	Bye
6	4-2	Bye	1-5	4-1
7	5-2	2-4	2-5	5-1
8	Bye	2-5	Bye	5-2
9	6-2	2-6	3-5	6-2
10	6-3	2-7	3-6	6-3
11	7-3	2-8	3-7	7-3
12	8-3	2-9	4-7	8-3
13	8-4	2-10	5-7	9-3
14	9-4	2-11	5-8	10-3
15	10-4	3-11	5-9	10-4
16	11-4	4-11	5-10	11-4
17	12-4	4-12	5-11	12-4

\*Division Champion # Wild Card Team  
+ Qualified for Super Bowl Tournament



## STEELERS QUARTERBACK RECORDS &amp; MVPs

MEDIA INFORMATION

FOOTBALL STAFF

2011 PLAYERS

2010 IN REVIEW

STEELERS HISTORY

RECORDS

## Quarterback Starting Records

Year	Player	Record	Year	Player	Record
1969	Terry Hanratty	0-5	1990	Bubby Brister	9-7
1970	Terry Hanratty	2-4	1991	Bubby Brister	5-3
	Terry Bradshaw	3-5		Neil O'Donnell	2-6
1971	Terry Hanratty	1-0	1992	Neil O'Donnell	9-3
	Terry Bradshaw	5-8		Bubby Brister	2-2
1972	Terry Bradshaw	11-3	1993	Neil O'Donnell	9-6
1973	Terry Hanratty	2-2		Mike Tomczak	0-1
	Terry Bradshaw	8-1	1994	Neil O'Donnell	10-4
	Joe Gilliam	0-1		Mike Tomczak	2-0
1974	Terry Hanratty	1-0	1995	Neil O'Donnell	9-3
	Terry Bradshaw	5-2		Mike Tomczak	2-2
	Joe Gilliam	4-1-1	1996	Mike Tomczak	10-5
1975	Terry Bradshaw	12-2		Jim Miller	0-1
1976	Terry Bradshaw	4-4	1997	Kordell Stewart	11-5
	Mike Kruczek	6-0	1998	Kordell Stewart	7-9
1977	Terry Bradshaw	9-5	1999	Kordell Stewart	5-6
1978	Terry Bradshaw	14-2		Mike Tomczak	1-4
1979	Terry Bradshaw	12-4	2000	Kordell Stewart	7-4
1980	Terry Bradshaw	9-6		Kent Graham	2-3
	Cliff Stoudt	0-1	2001	Kordell Stewart	13-3
1981	Terry Bradshaw	8-6	2002	Tommy Maddox	8-3-1
	Mark Malone	0-2		Kordell Stewart	2-2
1982	Terry Bradshaw	6-3	2003	Tommy Maddox	6-10
1983	Terry Bradshaw	1-0	2004	Ben Roethlisberger	13-0
	Cliff Stoudt	9-6		Tommy Maddox	2-1
1984	David Woodley	3-4	2005	Ben Roethlisberger	9-3
	Mark Malone	6-3		Charlie Batch	2-0
1985	David Woodley	4-2		Tommy Maddox	0-2
	Mark Malone	3-5	2006	Ben Roethlisberger	7-8
	Scott Campbell	0-2		Charlie Batch	1-0
1986	Mark Malone	6-8	2007	Ben Roethlisberger	10-5
	Bubby Brister	0-2		Charlie Batch	0-1
1987	Mark Malone	6-6	2008	Ben Roethlisberger	12-4
	Steve Bono	2-1	2009	Ben Roethlisberger	9-6
1988	Bubby Brister	4-9		Dennis Dixon	0-1
	Todd Blackledge	1-2	2010	Ben Roethlisberger	9-3
1989	Bubby Brister	8-6		Dennis Dixon	2-0
	Todd Blackledge	1-1		Batch Batch	1-1



CHARLIE BATCH

## Quarterback Career Records

Terry Bradshaw (1970-83)	107-51
Ben Roethlisberger (2004-10)	69-29
Kordell Stewart (1995-02)	45-29
Neil O'Donnell (1990-95)	39-22
Bubby Brister (1986-92)	28-29
Mark Malone (1981-87)	21-24
Tommy Maddox (2002-05)	16-16-1
Mike Tomczak (1993-99)	15-12
Cliff Stoudt (1977-83)	9-7
David Woodley (1984-85)	7-6
Mike Kruczek (1976-79)	6-0
Terry Hanratty (1969-75)	6-11
Charlie Batch (2002-10)	4-2
Joe Gilliam (1972-75)	4-2-1
Dennis Dixon (2008-10)	2-1
Steve Bono (1987-88)	2-1
Todd Blackledge (1988-89)	2-3
Kent Graham (2000)	2-3
Jim Miller (1995-96)	0-1
Scott Campbell (1984-86)	0-2

## STEELERS ATTENDANCE

Steelers Yearly Attendance Figures/Average (Regular Season)

Year	Games	Home Total	Home Avg.	Away Total	Away Avg.	Yearly Total	Yearly Avg.
1933	11*	57,000	11,400	42,500	8,500	99,500	9,500
1934	12	85,834	14,306	63,200	10,533	149,034	12,419
1935	12	87,421	12,489	55,000	11,000	142,421	11,868
1936	12	90,464	18,093	78,747	11,250	169,211	14,101
1937	10	79,629	13,272	68,282	17,071	147,911	14,791
1938	11*	63,999	12,800	91,441	18,288	155,440	15,544
1939	11	37,378	7,476	105,328	17,555	142,706	12,973
1940	11	101,988	20,398	103,683	17,281	205,671	18,697
1941	11	81,129	16,226	134,233	22,372	215,362	19,579
1942	11	86,017	17,203	96,353	16,059	182,369	16,579
1943	10**	129,347	21,558	107,865	26,966	237,212	23,721
1944	10***	69,670	13,934	135,988	27,198	205,658	20,566
1945	10	95,765	19,153	149,887	29,977	245,652	24,565
1946	11	176,827	35,365	158,916	26,486	335,743	30,522
1947	13	243,271	34,753	198,628	33,105	441,899	33,992
1948	12	174,726	29,121	118,892	19,815	293,618	24,468
1949	12	152,767	25,461	123,672	20,612	276,439	23,037
1950	12	158,134	26,356	143,298	23,883	301,432	25,119
1951	12	134,126	22,354	106,925	17,821	241,051	20,088
1952	12	134,669	22,445	187,898	31,316	322,567	26,881
1953	12	157,830	26,305	155,466	25,911	313,296	26,108
1954	12	182,648	30,441	141,070	23,512	323,718	26,977
1955	12	176,496	29,416	201,711	33,619	378,207	31,517
1956	12	170,267	28,378	211,563	35,261	381,830	31,819
1957	12	168,957	28,160	197,898	32,983	366,855	30,571
1958	12	140,592	23,432	209,337	34,890	349,929	29,161
1959	12	159,870	26,645	255,573	42,596	415,443	34,620
1960	12	173,099	28,850	265,469	44,245	438,568	36,547
1961	14	155,903	22,272	287,625	41,089	443,528	31,681
1962	14	174,741	24,963	297,791	42,542	472,532	33,753
1963	14	257,985	36,855	349,492	49,927	607,477	43,391
1964	14	251,990	35,999	355,453	50,779	607,443	43,389
1965	14	228,954	32,708	366,596	52,371	595,550	42,539
1966	14	249,331	35,619	407,761	58,252	657,092	46,935
1967	14	271,522	38,789	420,655	60,094	692,177	49,441
1968	14	234,241	33,463	396,530	56,647	630,771	45,055
1969	14	273,058	39,008	416,758	59,537	689,816	49,273
1970	14	323,387	46,198	400,966	57,281	724,353	51,740
1971	14	323,812	46,259	412,446	58,921	736,258	52,590
1972	14	340,549	48,650	387,406	55,344	727,955	51,997
1973	14	377,351	53,907	332,111	47,444	709,462	50,676
1974	14	325,457	46,494	405,919	57,988	731,376	52,241
1975	14	341,205	48,744	391,700	55,957	732,905	52,350
1976	14	330,620	47,231	416,875	59,554	747,495	53,393
1977	14	337,156	48,165	399,251	57,036	736,407	52,601
1978	16	380,258	47,532	490,878	61,360	871,136	54,446
1979	16	391,931	48,991	492,722	61,590	884,653	55,291
1980	16	424,106	53,013	491,122	61,390	915,228	57,202
1981	16	421,234	52,654	483,184	60,398	904,418	56,509
1982	9	208,890	52,223	286,852	57,370	549,288	54,929
1983	16	462,587	57,823	481,357	60,170	943,944	58,997
1984	16	447,288	55,911	508,396	63,550	955,644	59,728
1985	16	436,069	54,509	481,201	60,150	917,270	57,329
1986	16	414,937	51,867	482,461	60,308	897,398	56,087
1987	15	353,402	50,486	364,454	45,557	717,856	47,857
1988	16	396,044	49,506	466,099	58,262	862,143	53,884
1989	16	383,494	47,937	441,022	55,128	824,516	51,532
1990	16	434,769	54,346	510,899	63,862	945,668	59,104
1991	16	406,935	50,867	526,678	65,835	933,613	58,351
1992	16	427,282	53,410	510,270	63,784	937,552	58,597
1993	16	440,927	55,116	503,509	62,939	944,436	59,027
1994	16	461,272	57,659	494,849	61,606	956,121	59,633
1995	16	455,913	56,989	486,946	60,868	942,859	58,929
1996	16	466,944	58,368	513,289	64,161	980,233	61,264
1997	16	462,532	57,817	519,955	64,994	982,487	61,405
1998	16	464,619	58,077	540,926	67,616	1,005,545	62,847
1999	16	416,618	52,077	555,589	69,448	972,207	60,763
2000	16	440,428	55,053	546,611	68,326	987,039	61,690
2001#	16	499,191	62,399	556,337	69,542	1,055,528	65,971
2002	16	490,274	61,284	533,174	66,647	1,023,448	63,966
2003	16	477,584	59,698	574,929	71,866	1,052,513	65,782
2004	16	507,385	63,423	574,856	71,857	1,082,241	67,640
2005	16	507,434	63,429	541,305	67,663	1,048,739	65,546
2006	16	499,461	62,433	552,626	69,078	1,052,087	65,755
2007	16	496,675	62,084	564,632	70,579	1,061,307	66,332
2008	16	503,125	62,890	573,573	71,866	1,076,698	67,294
2009+	16	507,882+	63,458+	543,504	67,938	1,051,386	65,711
2010	16	504,669	63,084	545,046	68,131	1,049,715	65,607

+ Team Record \* One game of attendance unavailable \*\* Games played in Pittsburgh and Philadelphia  
 # Inaugural Season at Heinz Field \*\*\* Games played in Pittsburgh and Chicago



## STEELERS ATTENDANCE

### Attendance at Heinz Field

The Steelers drew 504,669 fans to their eight home regular-season games during the 2010 season, averaging 63,084 per home game.

Pittsburgh had a season-high 65,168 fans in Week 6 versus Cleveland, the fifth-highest attendance total in Heinz Field history (including postseason).

The Steelers have sold out 301 straight regular-season games at home, dating to Nov. 5, 1972 versus Cincinnati.

Below are the Steelers' all-time home attendance figures since 1970:

### All-Time Attendance Figures

#### REGULAR SEASON

Year	Games	Total Attendance	Avg.
1970	7	318,698	45,528
1971	7	323,812	46,259
1972	7	340,549	48,650
1973	8	377,351	47,169
1974	7	325,457	46,494
1975	7	341,205	48,744
1976	7	330,620	47,231
1977	7	337,156	48,165
1978	8	380,258	47,532
1979	8	391,931	48,991
1980	8	424,106	53,013
1981	8	420,964	52,621
1982*	4	208,890	52,223
1983	8	462,587	57,823
1984	8	447,288	55,911
1985	8	436,069	54,509
1986	8	414,937	51,867
1987**	7	353,402	50,586
1988	8	396,044	49,506
1989	8	383,494	47,937
1990	8	434,769	54,346
1991	8	406,935	50,867
1992	8	427,782	53,410
1993	8	440,927	55,116
1994	8	461,272	57,659
1995	8	455,913	56,989
1996	8	466,944	58,368
1997	8	462,532	57,817
1998	8	464,619	58,077
1999	8	416,618	52,077
2000	8	440,428	55,053
2001***	8	499,191	62,399
2002	8	490,274	61,284
2003	8	477,584	59,698
2004	8	507,385	63,423
2005	8	507,434	63,429
2006	8	499,461	62,433
2007	8	496,675	62,084
2008	8	503,125	62,890
2009+	8	507,882+	63,458+
2010	8	504,669	63,084

\* Played four home games due to players' strike

\*\* Played seven home games due to players' strike

\*\*\* Inaugural Season at Heinz Field

+ Team Record

### Breakdown Of 2010 Attendance

The Steelers drew an average of 63,084 fans to each home game in 2010. It marked the 17th time in the last 18 seasons that the Steelers have averaged more than 55,000 fans at each home game.

The Steelers continued to be one of the most popular road teams in 2010. Pittsburgh drew 545,046 fans on the road, an average of 68,131 fans per game.

The team road record was set in 2003, when the Steelers drew a total of 574,929 fans, an average of 71,866.

### 2010 Regular-Season Attendance Numbers

Home	Road
Atlanta (63,609)	Tennessee (69,143)
Baltimore (64,729)	Tampa Bay (61,036)
Cleveland (65,168)	Miami (69,867)
New England (64,359)	New Orleans (70,011)
Oakland (64,987)	Cincinnati (65,626)
Cincinnati (57,501)	Buffalo (69,642)
N.Y. Jets (62,568)	Baltimore (71,418)
Carolina (61,748)	Cleveland (68,303)

### Top 10 Home Crowds In Steelers History

The Steelers posted three of their top 10 single-season attendance marks during the 2010 regular season and playoffs.

The Steelers set the single-game home attendance record (66,662) in the AFC Championship Game against the New York Jets.

The Steelers overall attendance record at Three Rivers Stadium was 61,545 during the 1994 AFC Championship Game (Jan. 15, 1995) versus the San Diego Chargers. Pittsburgh's top regular-season attendance figure at Three Rivers was 60,808 on Dec. 18, 1994, versus the Cleveland Browns.

Date	Opponent	Attendance
1. Jan. 23, 2011	New York Jets*	66,662
2. Oct. 25, 2009	Minnesota	65,597
3. Jan. 18, 2009	Baltimore*	65,350
4. Nov. 15, 2009	Cincinnati	65,392
5. Jan. 23, 2005	New England*	65,242
6. Oct. 17, 2010	Cleveland	65,168
7. Sept. 10, 2009	Tennessee	65,110
8. Oct. 26, 2008	N.Y. Giants	64,991
9. Nov. 21, 2010	Oakland	64,987
10. Nov. 7, 2004	Philadelphia	64,975

Bold indicates 2010 season \* Playoff Game

## 78 YEARS WITH THE STEELERS

MEDIA INFORMATION

FOOTBALL STAFF

2011 PLAYERS

2010 IN REVIEW

STEELERS HISTORY

RECORDS

### 2010 Mike Tomlin (Head Coach)

W-12, L-4	Steelers	Opp.
9/12 Atlanta (OT)	15	9 [W]
9/19 at Tennessee	19	11 [W]
9/26 at Tampa Bay	38	13 [W]
10/3 Baltimore	14	17 [L]
10/10 Idle		
10/17 Cleveland	28	10 [W]
10/24 at Miami	23	22 [W]
10/31 at New Orleans	10	20 [L]
11/8 at Cincinnati	27	21 [W]
11/14 New England	26	39 [L]
11/21 Oakland	35	3 [W]
11/28 at Buffalo (OT)	19	16 [W]
12/5 at Baltimore	13	10 [W]
12/12 Cincinnati	23	7 [W]
12/19 N.Y. Jets	17	22 [L]
12/23 Carolina	27	3 [W]
1/2 at Cleveland	41	9 [W]
<b>[H 5-3, A 7-1]</b>	<b>375</b>	<b>232</b>
<b>AFC Playoff Game (Divisional)</b>		
1/15 Baltimore	31	24 [W]
<b>AFC Championship Game</b>		
1/23 N.Y. Jets	24	19 [W]
<b>Super Bowl XLV (North Texas)</b>		
2/6 Green Bay	25	31 [L]

### 2009 Mike Tomlin (Head Coach)

W-9, L-7	Steelers	Opp.
9/10 Tennessee (OT)	13	10 [W]
9/20 at Chicago	14	17 [L]
9/27 at Cincinnati	20	23 [L]
10/4 San Diego	38	28 [W]
10/11 at Detroit	28	20 [W]
10/18 Cleveland	27	14 [W]
10/25 Minnesota	27	17 [W]
11/1 Idle		
11/9 at Denver	28	10 [W]
11/15 Cincinnati	12	18 [L]
11/22 at Kansas City (OT)	24	27 [L]
11/29 at Baltimore (OT)	17	20 [L]
12/6 Oakland	24	27 [L]
12/10 at Cleveland	6	13 [L]
12/20 Green Bay	37	36 [W]
12/27 Baltimore	23	20 [W]
1/3 at Miami	30	24 [W]
<b>[H 6-2, A 3-5]</b>	<b>368</b>	<b>324</b>

### 2008 Mike Tomlin (Head Coach)

W-12, L-4	Steelers	Opp.
9/7 Houston	38	17 [W]
9/14 at Cleveland	10	6 [W]
9/21 at Philadelphia	6	15 [L]
9/29 Baltimore	23	20 [W]
10/5 at Jacksonville	26	21 [W]
10/12 Idle		
10/19 at Cincinnati	38	10 [W]
10/26 New York Giants	14	21 [L]
11/3 at Washington	23	6 [W]
11/9 Indianapolis	20	24 [L]
11/16 San Diego	11	10 [W]
11/20 Cincinnati	27	10 [W]
11/30 at New England	33	10 [W]
12/7 Dallas	20	13 [W]
12/14 at Baltimore	13	9 [W]
12/21 at Tennessee	14	31 [L]

12/28 Cleveland	31	0 [W]
<b>[H 6-2, A 6-2]</b>	<b>347</b>	<b>223</b>

### AFC Playoff Game (Divisional)

1/11 San Diego	35	24 [W]
<b>AFC Championship Game</b>		
1/18 Baltimore	23	14 [W]
<b>Super Bowl XLIII (Tampa Bay)</b>		
2/1 Arizona	27	23 [W]

### 2007 Mike Tomlin (Head Coach)

W-10, L-6	Steelers	Opp.
9/9 at Cleveland	34	7 [W]
9/16 Buffalo	26	3 [W]
9/23 San Francisco	37	16 [W]
9/30 at Arizona	14	21 [L]
10/7 Seattle	21	0 [W]
10/14 Idle		
10/21 at Denver	28	31 [L]
10/28 at Cincinnati	24	13 [W]
11/5 Baltimore	38	7 [W]
11/11 Cleveland	31	28 [W]
11/18 at New York Jets (OT)	16	19 [L]
11/26 Miami	3	0 [W]
12/2 Cincinnati	24	10 [W]
12/9 at New England	13	34 [L]
12/16 Jacksonville	22	29 [L]
12/20 at St. Louis	41	24 [W]
12/30 at Baltimore	21	27 [L]
<b>[H 7-1, A 3-5]</b>	<b>393</b>	<b>269</b>
<b>AFC Playoff Game (Wild Card)</b>		
1/5 Jacksonville	29	31 [L]

### 2006 Bill Cowher (Head Coach)

W-8, L-8	Steelers	Opp.
9/7 Miami	28	17 [W]
9/18 at Jacksonville	0	9 [L]
9/24 Cincinnati	20	28 [L]
10/1 Idle		
10/8 at San Diego	13	23 [L]
10/15 Kansas City	45	7 [W]
10/22 at Atlanta (OT)	38	41 [L]
10/29 at Oakland	13	20 [L]
11/5 Denver	20	31 [L]
11/12 New Orleans	38	31 [W]
11/19 at Cleveland	24	20 [W]
11/26 at Baltimore	0	27 [L]
12/3 Tampa Bay	20	3 [W]
12/7 Cleveland	27	7 [W]
12/17 at Carolina	37	3 [W]
12/24 Baltimore	7	31 [L]
12/31 at Cincinnati (OT)	23	17 [W]
<b>[H 5-3, A 3-5]</b>	<b>353</b>	<b>315</b>

### 2005 Bill Cowher (Head Coach)

W-11, L-5	Steelers	Opp.
9/11 Tennessee	34	7 [W]
9/18 at Houston	27	7 [W]
9/25 New England	20	23 [L]
10/2 Idle		
10/10 at San Diego	24	22 [W]
10/16 Jacksonville	17	23 [L]
10/23 at Cincinnati	27	13 [W]
10/31 Baltimore	20	19 [W]
11/6 at Green Bay	20	10 [W]
11/13 Cleveland	34	21 [W]
11/20 at Baltimore	13	16 [L]
11/28 at Indianapolis	7	26 [L]

12/4 Cincinnati	31	38 [L]
12/11 Chicago	21	9 [W]
12/18 at Minnesota	18	3 [W]
12/24 at Cleveland	41	0 [W]
1/1 Detroit	35	21 [W]
<b>[H 5-3, A 6-2]</b>	<b>389</b>	<b>258</b>

### AFC Playoff Game (Wild Card)

1/8 at Cincinnati	31	17 [W]
-------------------	----	--------

### AFC Playoff Game (Divisional)

1/15 at Indianapolis	21	18 [W]
----------------------	----	--------

### AFC Championship Game

1/22 at Denver	34	17 [W]
----------------	----	--------

### Super Bowl XL (Detroit)

2/5 Seattle	21	10 [W]
-------------	----	--------

### 2004 Bill Cowher (Head Coach)

W-15, L-1	Steelers	Opp.
9/12 Oakland	24	21 [W]
9/19 at Baltimore	13	30 [L]
9/26 at Miami	13	3 [W]
10/3 Cincinnati	28	17 [W]
10/10 Cleveland	34	23 [W]
10/17 at Dallas	24	20 [W]
10/24 Idle		
10/31 New England	34	20 [W]
11/7 Philadelphia	27	3 [W]
11/14 at Cleveland	24	10 [W]
11/21 at Cincinnati	19	14 [W]
11/28 Washington	16	7 [W]
12/5 at Jacksonville	17	16 [W]
12/12 New York Jets	17	6 [W]
12/18 at New York Giants	33	30 [W]
12/26 Baltimore	20	7 [W]
1/2 at Buffalo	29	24 [W]
<b>[H 8-0, A 7-1]</b>	<b>372</b>	<b>251</b>

### AFC Playoff Game (Divisional)

1/15 New York Jets (OT)	20	17 [W]
-------------------------	----	--------

### AFC Championship Game

1/23 New England	27	41 [L]
------------------	----	--------

### 2003 Bill Cowher (Head Coach)

W-6, L-10	Steelers	Opp.
9/7 Baltimore	34	15 [W]
9/14 at Kansas City	20	41 [L]
9/21 at Cincinnati	17	10 [W]
9/28 Tennessee	13	30 [L]
10/5 Cleveland	13	33 [L]
10/12 at Denver	14	17 [L]
10/19 Idle		
10/26 St. Louis***	21	33 [L]
11/2 at Seattle	16	23 [L]
11/9 Arizona	28	15 [W]
11/17 at San Francisco	14	30 [L]
11/23 at Cleveland	13	6 [W]
11/30 Cincinnati	20	24 [L]
12/7 Oakland	27	7 [W]
12/14 at New York Jets	0	6 [L]
12/21 San Diego	40	24 [W]
12/28 at Baltimore (OT)	10	13 [L]
<b>[H 4-4, A 2-6]</b>	<b>300</b>	<b>327</b>

\*\*\*1,000th game in Steelers history

### 2002 Bill Cowher (Head Coach)

W-10, L-5, T-1	Steelers	Opp.
9/9 at New England	14	30 [L]
9/15 Oakland	17	30 [L]
9/22 Idle		



## 78 YEARS WITH THE STEELERS

9/29	Cleveland (OT)**	16	13	[W]
10/6	at New Orleans	29	32	[L]
10/13	at Cincinnati	34	7	[W]
10/21	Indianapolis	28	10	[W]
10/27	at Baltimore	31	18	[W]
11/3	at Cleveland	23	20	[W]
11/10	Atlanta (OT)	34	34	[T]
11/17	at Tennessee	23	31	[L]
11/24	Cincinnati	29	21	[W]
12/1	at Jacksonville	25	23	[W]
12/8	Houston	6	24	[L]
12/15	Carolina	30	14	[W]
12/23	at Tampa Bay	17	7	[W]
12/29	Baltimore	34	31	[W]
<b>[H 5-2-1, A 5-3]</b>		<b>390</b>	<b>345</b>	

**AFC Playoff Game (Wild Card)**  
1/5 Cleveland 36 33 [W]

**AFC Playoff Game (Divisional)**  
1/11 at Tennessee (OT) 31 34 [L]

\*\*Cowher's 100th win

**2001 Bill Cowher** (Head Coach)

<b>W-13, L-3</b>		<b>Steelers</b>	<b>Opp.</b>	
9/9	at Jacksonville	3	21	[L]
9/23	Idle			
9/30	at Buffalo	20	3	[W]
10/7	Cincinnati	16	7	[W]
10/14	at Kansas City	20	17	[W]
10/21	at Tampa Bay	17	10	[W]
10/29	Tennessee	34	7	[W]
11/4	Baltimore	10	13	[L]
11/11	at Cleveland (OT)	15	12	[W]
11/18	Jacksonville	20	7	[W]
11/25	at Tennessee	34	24	[W]
12/2	Minnesota	21	16	[W]
12/9	New York Jets	18	7	[W]
12/16	at Baltimore	26	21	[W]
12/23	Detroit	47	14	[W]
12/30	at Cincinnati (OT)	23	26	[L]
1/6	Cleveland+	28	7	[W]
<b>[H 7-1, A 6-2]</b>		<b>352</b>	<b>212</b>	

**AFC Playoff Game (Divisional)**  
1/20 Baltimore 27 10 [W]

**AFC Championship Game**  
1/27 New England 17 24 [L]

+Originally Scheduled 9/15

**2000 Bill Cowher** (Head Coach)

<b>W-9, L-7</b>		<b>Steelers</b>	<b>Opp.</b>	
9/3	Baltimore	0	16	[L]
9/10	Idle			
9/17	at Cleveland	20	23	[L]
9/24	Tennessee	20	23	[L]
10/1	at Jacksonville	24	13	[W]
10/8	at New York Jets	20	3	[W]
10/15	Cincinnati	15	0	[W]
10/22	Cleveland	22	0	[W]
10/29	at Baltimore	9	6	[W]
11/5	at Tennessee	7	9	[L]
11/12	Philadelphia (OT)	23	26	[L]
11/19	Jacksonville	24	34	[L]
11/26	at Cincinnati	48	28	[W]
12/3	Oakland	21	20	[W]
12/10	at New York Giants	10	30	[L]
12/16	Washington	24	3	[W]
12/24	at San Diego	34	21	[W]
<b>[H 4-4, A 5-3]</b>		<b>321</b>	<b>255</b>	

**1999 Bill Cowher** (Head Coach)

<b>W-6, L-10</b>		<b>Steelers</b>	<b>Opp.</b>	
9/12	at Cleveland	43	0	[W]
9/19	at Baltimore	23	20	[W]
9/26	Seattle	10	29	[L]
10/3	Jacksonville	3	17	[L]
10/10	at Buffalo	21	24	[L]
10/17	at Cincinnati	17	3	[W]
10/25	Atlanta	13	9	[W]
10/31	Idle			
11/7	at San Francisco	27	6	[W]
11/14	Cleveland	15	16	[L]
11/21	at Tennessee	10	16	[L]
11/28	Cincinnati	20	27	[L]
12/2	at Jacksonville	6	20	[L]
12/12	Baltimore	24	31	[L]
12/18	at Kansas City	19	35	[L]
12/26	Carolina	30	20	[W]
1/2	Tennessee	27	36	[L]
<b>[H 2-6, A 4-4]</b>		<b>317</b>	<b>320</b>	

**1998 Bill Cowher** (Head Coach)

<b>W-7, L-9</b>		<b>Steelers</b>	<b>Opp.</b>	
9/6	at Baltimore	20	13	[W]
9/13	Chicago	17	12	[W]
9/20	at Miami	0	21	[L]
9/27	Seattle	13	10	[W]
10/4	Idle			
10/11	at Cincinnati	20	25	[L]
10/18	Baltimore	16	6	[W]
10/26	at Kansas City	20	13	[W]
11/1	Tennessee	31	41	[L]
11/9	Green Bay	27	20	[W]
11/15	at Tennessee	14	23	[L]
11/22	Jacksonville	30	15	[W]
11/26	at Detroit (OT)	16	19	[L]
12/6	New England	9	23	[L]
12/13	at Tampa Bay	3	16	[L]
12/20	Cincinnati	24	25	[L]
12/28	at Jacksonville	3	21	[L]
<b>[H 5-3, A 2-6]</b>		<b>263</b>	<b>303</b>	

**1997 Bill Cowher** (Head Coach)

<b>W-11, L-5</b>		<b>Steelers</b>	<b>Opp.</b>	
8/31	Dallas	7	37	[L]
9/7	Washington	14	13	[W]
9/14	AFC Central idle			
9/22	at Jacksonville	21	30	[L]
9/28	Tennessee	37	24	[W]
10/5	at Baltimore	42	34	[W]
10/12	Indianapolis	24	22	[W]
10/19	at Cincinnati	26	10	[W]
10/26	Jacksonville (OT)	23	17	[W]
11/3	at Kansas City	10	13	[L]
11/9	Baltimore	37	0	[W]
11/16	Cincinnati	20	3	[W]
11/23	at Philadelphia	20	23	[L]
11/30	at Arizona (OT)	26	20	[W]
12/7	Denver	35	24	[W]
12/13	at New England (OT)	24	21	[W]
12/21	at Tennessee	6	16	[L]
<b>[H 7-1, A 4-4]</b>		<b>372</b>	<b>307</b>	

**AFC Playoff Game (Divisional)**  
1/3 New England 7 6 [W]

**AFC Championship Game**  
1/11 Denver 21 24 [L]

**1996 Bill Cowher** (Head Coach)

<b>W-10, L-6</b>		<b>Steelers</b>	<b>Opp.</b>	
9/1	at Jacksonville	9	24	[L]
9/8	Baltimore	31	17	[W]
9/16	Buffalo	24	6	[W]
9/22	AFC Central idle			
9/29	Houston	30	16	[W]
10/7	at Kansas City	17	7	[W]
10/13	Cincinnati	20	10	[W]
10/20	at Houston	13	23	[L]
10/27	at Atlanta	20	17	[W]
11/3	St. Louis	42	6	[W]
11/10	at Cincinnati	24	34	[L]
11/17	Jacksonville	28	3	[W]
11/25	at Miami	24	17	[W]
12/1	at Baltimore	17	31	[L]
12/8	San Diego	16	3	[W]
12/15	San Francisco	15	25	[L]
12/22	at Carolina	14	18	[L]
<b>[H 7-1, A 3-5]</b>		<b>344</b>	<b>257</b>	

**AFC Playoff Game (Wild Card)**  
12/29 Indianapolis 42 14 [W]

**AFC Playoff Game (Divisional)**  
1/5 at New England 3 28 [L]

**1995 Bill Cowher** (Head Coach)

<b>W-11, L-5</b>		<b>Steelers</b>	<b>Opp.</b>	
9/3	Detroit	23	20	[W]
9/10	at Houston	34	17	[W]
9/18	at Miami	10	23	[L]
9/24	Minnesota	24	44	[L]
10/1	San Diego	31	16	[W]
10/8	at Jacksonville	16	20	[L]
10/15	AFC Central idle			
10/19	Cincinnati	9	27	[L]
10/29	Jacksonville	24	7	[W]
11/5	at Chicago (OT)	37	34	[W]
11/13	Cleveland	20	3	[W]
11/19	at Cincinnati	49	31	[W]
11/26	at Cleveland	20	17	[W]
12/3	Houston	21	7	[W]
12/10	at Oakland	29	10	[W]
12/16	New England	41	27	[W]
12/24	at Green Bay	19	24	[L]
<b>[H 6-2, A 5-3]</b>		<b>407</b>	<b>327</b>	

**AFC Playoff Game (Divisional)**  
1/6 Buffalo 40 21 [W]

**AFC Championship Game**  
1/14 Indianapolis 20 16 [W]

**Super Bowl XXX (Phoenix)**  
1/28 Dallas 17 27 [L]

**1994 Bill Cowher** (Head Coach)

<b>W-12, L-4</b>		<b>Steelers</b>	<b>Opp.</b>	
9/4	Dallas	9	26	[L]
9/11	at Cleveland	17	10	[W]
9/18	Indianapolis	31	21	[W]
9/25	at Seattle	13	30	[L]
10/3	Houston	30	14	[W]
10/4	AFC Central idle			
10/16	Cincinnati	14	10	[W]
10/23	at New York Giants	10	6	[W]
10/30	at Arizona (OT)	17	20	[L]
11/6	at Houston (OT)	12	9	[W]
11/14	Buffalo	23	10	[W]
11/20	Miami (OT)	16	13	[W]

## 78 YEARS WITH THE STEELERS

11/27	at Los Angeles Raiders	21	3	[W]
12/4	at Cincinnati	38	15	[W]
12/11	Philadelphia	14	3	[W]
12/18	Cleveland	17	7	[W]
12/24	at San Diego	34	37	[L]

(H 7-1, A 5-3) **316 234**

### AFC Playoff Game (Divisional)

1/7	Cleveland	29	9	[W]
-----	-----------	----	---	-----

### AFC Championship Game

1/15	San Diego	13	17	[L]
------	-----------	----	----	-----

### 1993 Bill Cowher (Head Coach)

W-9, L-7		Steelers	Opp.	
9/5	San Francisco	13	24	[L]
9/12	at Los Angeles Rams	0	27	[L]
9/19	Cincinnati	34	7	[W]
9/27	at Atlanta	45	17	[W]
10/3	AFC Central idle			
10/10	San Diego	16	3	[W]
10/17	New Orleans	37	14	[W]
10/24	at Cleveland	23	28	[L]
10/31	AFC Central idle			
11/7	at Cincinnati	24	16	[W]
11/15	Buffalo	23	0	[W]
11/21	at Denver	13	37	[L]
11/28	at Houston	3	23	[L]
12/5	New England	17	14	[W]
12/13	at Miami	21	20	[W]
12/19	Houston	17	26	[L]
12/26	at Seattle	6	16	[L]
1/2	Cleveland	16	9	[W]

(H 6-2, A 3-5) **308 281**

### AFC Playoff Game (Wild Card)

1/8	at Kansas City (OT)	24	27	[L]
-----	---------------------	----	----	-----

### 1992 Bill Cowher (Head Coach)

W-11, L-5		Steelers	Opp.	
9/6	at Houston	29	24	[W]
9/13	New York Jets	27	10	[W]
9/20	at San Diego	23	6	[W]
9/27	at Green Bay	3	17	[L]
10/4	AFC Central idle			
10/11	at Cleveland	9	17	[L]
10/19	Cincinnati	20	0	[W]
10/25	at Kansas City	27	3	[W]
11/1	Houston	21	20	[W]
11/8	at Buffalo	20	28	[L]
11/15	Detroit	17	14	[W]
11/22	Indianapolis	30	14	[W]
11/29	at Cincinnati	21	9	[W]
12/6	Seattle	20	14	[W]
12/13	at Chicago	6	30	[L]
12/20	Minnesota	3	6	[L]
12/27	Cleveland	23	13	[W]

(H 7-1, A 4-4) **299 225**

### AFC Playoff Game (Divisional)

1/9	Buffalo	3	24	[L]
-----	---------	---	----	-----

### 1991 Chuck Noll (Head Coach)

W-7, L-9		Steelers	Opp.	
9/1	San Diego	26	20	[W]
9/8	at Buffalo	34	52	[L]
9/15	New England	20	6	[W]
9/22	at Philadelphia	14	23	[L]
9/29	AFC Central idle			
10/6	at Indianapolis	21	3	[W]
10/14	New York Giants	20	23	[L]

10/20	Seattle	7	27	[L]
10/27	at Cleveland	14	17	[L]
11/3	at Denver	13	20	[L]
11/10	at Cincinnati (OT)	33	27	[W]
11/17	Washington	14	41	[L]
11/24	Houston	26	14	[W]
11/28	at Dallas	10	20	[L]
12/8	at Houston	6	31	[L]
12/15	Cincinnati	17	10	[W]
12/22	Cleveland	17	10	[W]

(H 5-3, A 2-6) **292 344**

### 1990 Chuck Noll (Head Coach)

W-9, L-7		Steelers	Opp.	
9/9	at Cleveland	3	13	[L]
9/16	Houston	20	9	[W]
9/23	at Los Angeles Raiders	3	20	[L]
9/30	Miami	6	28	[L]
10/7	San Diego	36	14	[W]
10/14	at Denver	34	17	[W]
10/21	at San Francisco	7	27	[L]
10/29	Los Angeles Rams	41	10	[W]
11/4	Atlanta	21	9	[W]
11/11	AFC Central idle			
11/18	at Cincinnati	3	27	[L]
11/25	at New York Jets	24	7	[W]
12/2	Cincinnati	12	16	[L]
12/9	New England***	24	3	[W]
12/16	at New Orleans	9	6	[W]
12/23	Cleveland	35	0	[W]
12/30	at Houston	14	34	[L]

(H 6-2, A 3-5)

\*\*\*Noll's 200th win

### 1989 Chuck Noll (Head Coach)

W-9, L-7		Steelers	Opp.	
9/10	Cleveland	0	51	[L]
9/17	at Cincinnati	10	41	[L]
9/24	Minnesota	27	14	[W]
10/1	at Detroit	23	3	[W]
10/8	Cincinnati	16	26	[L]
10/15	at Cleveland	17	7	[W]
10/22	at Houston	0	27	[L]
10/29	Kansas City	23	17	[W]
11/5	at Denver	7	34	[L]
11/12	Chicago	0	20	[L]
11/19	San Diego	20	17	[W]
11/26	at Miami	34	14	[W]
12/3	Houston	16	23	[L]
12/10	at New York Jets	13	0	[W]
12/17	New England	28	10	[W]
12/24	at Tampa Bay	31	22	[W]

(H 4-4, A 5-3) **265 326**

### AFC Playoff Game (Wild Card)

12/31	at Houston (OT)	26	23	[W]
-------	-----------------	----	----	-----

### AFC Playoff Game (Divisional)

1/7	at Denver	23	24	[L]
-----	-----------	----	----	-----

### 1988 Chuck Noll (Head Coach)

W-5, L-11		Steelers	Opp.	
9/4	Dallas	24	21	[W]
9/11	at Washington	29	30	[L]
9/18	Cincinnati	12	17	[L]
9/25	at Buffalo	28	36	[L]
10/2	Cleveland	9	23	[L]
10/9	at Phoenix	14	31	[L]
10/16	Houston	14	34	[L]

10/23	Denver	39	21	[W]
10/30	at New York Jets	20	24	[L]
11/6	at Cincinnati	7	42	[L]
11/13	Philadelphia	26	27	[L]
11/20	at Cleveland	7	27	[L]
11/27	Kansas City	16	10	[W]
12/4	at Houston	37	34	[W]
12/11	at San Diego	14	20	[L]
12/18	Miami	40	24	[W]

(H 4-4, A 1-7) **336 421**

### 1987 Chuck Noll (Head Coach)

W-8, L-7		Steelers	Opp.	
9/13	San Francisco	30	17	[W]
9/20	at Cleveland	10	34	[L]
9/27	New York Jets (Cancelled) - Strike			
10/4	at Atlanta	28	12	[W]
10/11	at Los Angeles Rams	21	31	[L]
10/18	Indianapolis	21	7	[W]
10/25	Cincinnati	23	20	[W]
11/1	at Miami	24	35	[L]
11/8	at Kansas City	17	16	[W]
11/15	Houston	3	23	[L]
11/22	at Cincinnati	30	16	[W]
11/29	New Orleans	16	20	[L]
12/6	Seattle	13	9	[W]
12/13	at San Diego	20	16	[W]
12/20	at Houston	16	24	[L]
12/26	Cleveland	13	19	[L]

(H 4-3, A 4-4) **285 299**

### 1986 Chuck Noll (Head Coach)

W-6, L-10		Steelers	Opp.	
9/7	at Seattle	0	30	[L]
9/15	Denver	10	21	[L]
9/21	at Minnesota	7	31	[L]
9/28	at Houston (OT)	22	16	[W]
10/5	Cleveland	24	27	[L]
10/13	at Cincinnati	22	24	[L]
10/19	New England	0	34	[L]
10/26	Cincinnati	30	9	[W]
11/2	Green Bay	27	3	[W]
11/9	at Buffalo	12	16	[L]
11/16	Houston	21	10	[W]
11/23	at Cleveland (OT)	31	37	[L]
11/30	at Chicago (OT)	10	13	[L]
12/7	Detroit	27	17	[W]
12/13	at New York Jets	45	24	[W]
12/21	Kansas City	19	24	[L]

(H 4-4, A 2-6) **307 336**

### 1985 Chuck Noll (Head Coach)

W-7, L-9		Steelers	Opp.	
9/8	Indianapolis	45	3	[W]
9/16	at Cleveland	7	17	[L]
9/22	Houston	20	0	[W]
9/30	Cincinnati	24	37	[L]
10/6	at Miami	20	24	[L]
10/13	at Dallas	13	27	[L]
10/20	St. Louis	23	10	[W]
10/27	at Cincinnati	21	26	[L]
11/3	Cleveland	10	9	[W]
11/10	at Kansas City	36	28	[W]
11/17	at Houston	30	7	[W]
11/24	Washington	23	30	[L]
12/1	Denver	23	31	[L]
12/8	at San Diego	44	54	[L]



## 78 YEARS WITH THE STEELERS

12/15	Buffalo	30	24	[W]
12/21	at New York Giants	10	28	[L]
<b>[H 5-3, A 2-6]</b>		<b>379</b>	<b>355</b>	

**1984 Chuck Noll** (Head Coach)

W-9, L-7	Steelers	Opp.	
9/2	Kansas City	27	37 [L]
9/6	at New York Jets	23	17 [W]
9/16	Los Angeles Rams	24	14 [W]
9/23	at Cleveland	10	20 [L]
10/1	Cincinnati**	38	17 [W]
10/7	Miami	7	31 [L]
10/14	at San Francisco	20	17 [W]
10/21	at Indianapolis	16	17 [L]
10/28	Atlanta	35	10 [W]
11/4	Houston	35	7 [W]
11/11	at Cincinnati	20	22 [L]
11/19	at New Orleans	24	27 [L]
11/25	San Diego	52	24 [W]
12/2	at Houston [OT]	20	23 [L]
12/9	Cleveland	23	20 [W]
12/16	at Los Angeles Raiders	13	7 [W]
<b>[H 6-2, A 3-5]</b>		<b>387</b>	<b>310</b>

\*\*Noll's 150th win

**AFC Playoff Game (Divisional)**

12/30	at Denver	24	17 [W]
-------	-----------	----	--------

**AFC Championship Game**

1/6	at Miami	28	45 [L]
-----	----------	----	--------

**1983 Chuck Noll** (Head Coach)

W-10, L-6	Steelers	Opp.	
9/4	Denver	10	14 [L]
9/11	at Green Bay	25	21 [W]
9/18	at Houston	40	28 [W]
9/25	New England	23	28 [L]
10/2	Houston	17	10 [W]
10/10	at Cincinnati	24	14 [W]
10/16	Cleveland	44	17 [W]
10/23	at Seattle	27	21 [W]
10/30	Tampa Bay	17	12 [W]
11/6	San Diego	26	3 [W]
11/13	at Baltimore	24	13 [W]
11/20	Minnesota	14	17 [L]
11/24	at Detroit	3	45 [L]
12/4	Cincinnati	10	23 [L]
12/10	at New York Jets	34	7 [W]
12/18	at Cleveland	17	30 [L]
<b>[H 4-4, A 6-2]</b>		<b>355</b>	<b>303</b>

**AFC Playoff Game (Divisional)**

1/1	at L.A. Raiders	10	38 [L]
-----	-----------------	----	--------

**1982 Chuck Noll** (Head Coach)

W-6, L-3	Steelers	Opp.	
9/13	at Dallas	36	28 [W]
9/19	Cincinnati [OT]	26	20 [W]
9/26	New York Giants [Cancelled] - Strike		
10/3	at Denver [Cancelled] - Strike		
10/11	Philadelphia [Cancelled] - Strike		
10/17	at Washington [Cancelled] - Strike		
10/24	Cleveland [Postponed] - Strike		
10/31	at Cincinnati [Cancelled] - Strike		
11/7	Houston [Cancelled] - Strike		
11/14	New York Jets [Cancelled] - Strike		
11/21	at Houston	24	10 [W]
11/28	at Seattle	0	16 [L]
12/5	Kansas City	35	14 [W]
12/12	at Buffalo	0	13 [L]

12/19	at Cleveland	9	10 [L]
12/26	New England	37	14 [W]
1/2	Cleveland	37	21 [W]
<b>[H 4-0, A 2-3]</b>		<b>204</b>	<b>146</b>

**AFC Tournament**

1/9	San Diego	28	31 [L]
-----	-----------	----	--------

**1981 Chuck Noll** (Head Coach)

W-8, L-8	Steelers	Opp.	
9/6	Kansas City	33	37 [L]
9/10	at Miami	10	30 [L]
9/20	New York Jets	38	10 [W]
9/27	New England [OT]	27	21 [W]
10/4	at New Orleans	20	6 [W]
10/11	Cleveland	13	7 [W]
10/18	at Cincinnati	7	34 [L]
10/26	Houston	26	13 [W]
11/1	San Francisco	14	17 [L]
11/8	at Seattle	21	24 [L]
11/15	at Atlanta	34	20 [W]
11/22	at Cleveland	32	10 [W]
11/29	Los Angeles	24	0 [W]
12/7	at Oakland	27	30 [L]
12/13	Cincinnati	10	17 [L]
12/20	at Houston	20	21 [L]
<b>[H 5-3, A 3-5]</b>		<b>356</b>	<b>297</b>

**1980 Chuck Noll** (Head Coach)

W-9, L-7	Steelers	Opp.	
9/7	Houston	31	17 [W]
9/14	at Baltimore	20	17 [W]
9/21	at Cincinnati	28	30 [L]
9/28	Chicago	38	3 [W]
10/5	at Minnesota	23	17 [W]
10/12	Cincinnati	16	17 [L]
10/20	Oakland	34	45 [L]
10/26	at Cleveland	26	27 [L]
11/2	Green Bay	22	20 [W]
11/9	at Tampa Bay	24	21 [W]
11/16	Cleveland	16	13 [W]
11/23	at Buffalo	13	28 [L]
11/30	Miami	23	10 [W]
12/4	at Houston	0	6 [L]
12/14	Kansas City	21	16 [W]
12/22	at San Diego	17	26 [L]
<b>[H 6-2, A 3-5]</b>		<b>352</b>	<b>313</b>

**1979 Chuck Noll** (Head Coach)

W-12, L-4	Steelers	Opp.	
9/3	at New England [OT]*	16	13 [W]
9/9	Houston	38	7 [W]
9/16	at St. Louis	24	21 [W]
9/23	Baltimore	17	13 [W]
9/30	at Philadelphia	14	17 [L]
10/7	at Cleveland	51	35 [W]
10/14	at Cincinnati	10	34 [L]
10/22	Denver	42	7 [W]
10/28	Dallas	14	3 [W]
11/4	Washington	38	7 [W]
11/11	at Kansas City	30	3 [W]
11/18	at San Diego	7	35 [L]
11/25	Cleveland [OT]	33	30 [W]
12/2	Cincinnati	37	17 [W]
12/10	at Houston	17	20 [L]
12/16	Buffalo	28	0 [W]
<b>[H 8-0, A 4-4]</b>		<b>416</b>	<b>262</b>

\*Noll's 100th win

**AFC Playoff Game (Divisional)**

12/30	Miami	34	14 [W]
-------	-------	----	--------

**AFC Championship Game**

1/6	Houston	27	13 [W]
-----	---------	----	--------

**Super Bowl XIV (Pasadena, Calif.)**

1/20	Los Angeles	31	19 [W]
------	-------------	----	--------

**1978 Chuck Noll** (Head Coach)

W-14, L-2	Steelers	Opp.	
9/3	at Buffalo	28	17 [W]
9/10	Seattle	21	10 [W]
9/17	at Cincinnati	28	3 [W]
9/24	Cleveland [OT]	15	9 [W]
10/1	at New York Jets	28	17 [W]
10/8	Atlanta	31	7 [W]
10/15	at Cleveland	34	14 [W]
10/23	Houston	17	24 [L]
10/29	Kansas City	27	24 [W]
11/5	New Orleans	20	14 [W]
11/12	at Los Angeles	7	10 [L]
11/19	Cincinnati	7	6 [W]
11/27	at San Francisco	24	7 [W]
12/3	at Houston	13	3 [W]
12/9	Baltimore	35	13 [W]
12/16	at Denver	21	17 [W]
<b>[H 7-1, A 7-1]</b>		<b>356</b>	<b>195</b>

**AFC Playoff Game (Divisional)**

12/30	Denver	33	10 [W]
-------	--------	----	--------

**AFC Championship Game**

1/7	Houston	34	5 [W]
-----	---------	----	-------

**Super Bowl XIII (Miami, Fla.)**

1/21	Dallas	35	31 [W]
------	--------	----	--------

**1977 Chuck Noll** (Head Coach)

W-9, L-5	Steelers	Opp.	
9/19	San Francisco	27	0 [W]
9/25	Oakland	7	16 [L]
10/2	at Cleveland	28	14 [W]
10/9	at Houston	10	27 [L]
10/17	Cincinnati	20	14 [W]
10/23	Houston	27	10 [W]
10/30	at Baltimore	21	31 [L]
11/6	at Denver	7	21 [L]
11/13	Cleveland	35	31 [W]
11/20	Dallas	28	13 [W]
11/27	at New York Jets	23	20 [W]
12/4	Seattle	30	20 [W]
12/10	at Cincinnati	10	17 [L]
12/18	at San Diego	10	9 [W]
<b>[H 6-1, A 3-4]</b>		<b>283</b>	<b>243</b>

**AFC Playoff Game (Divisional)**

12/24	at Denver	21	34 [L]
-------	-----------	----	--------

**1976 Chuck Noll** (Head Coach)

W-10, L-4	Steelers	Opp.	
9/12	at Oakland	28	31 [L]
9/19	Cleveland	31	14 [W]
9/26	New England	27	30 [L]
10/4	at Minnesota	6	17 [L]
10/10	at Cleveland	16	18 [L]
10/17	Cincinnati	23	6 [W]
10/24	at New York Giants	27	0 [W]
10/31	San Diego	23	0 [W]
11/7	at Kansas City	45	0 [W]
11/14	Miami	14	3 [W]
11/21	Houston	32	16 [W]
11/28	at Cincinnati	7	3 [W]

## 78 YEARS WITH THE STEELERS

12/5 Tampa Bay	42	0	[W]
12/11 at Houston	21	0	[W]
<b>[H 6-1, A 4-3]</b>	<b>342</b>	<b>138</b>	
<b>AFC Playoff Game (Divisional)</b>			
12/19 at Baltimore	40	14	[W]
<b>AFC Championship Game</b>			
12/26 at Oakland	7	24	[L]

### 1975 Chuck Noll (Head Coach)

<b>W-12, L-2</b>	<b>Steelers</b>	<b>Opp.</b>
9/21 at San Diego	37	0 [W]
9/28 Buffalo	21	30 [L]
10/5 at Cleveland	42	6 [W]
10/12 Denver	20	9 [W]
10/19 Chicago	34	3 [W]
10/26 at Green Bay	16	13 [W]
11/2 at Cincinnati	30	24 [W]
11/9 Houston	24	17 [W]
11/16 Kansas City	28	3 [W]
11/24 at Houston	32	9 [W]
11/30 at New York Jets	20	7 [W]
12/7 Cleveland	31	17 [W]
12/13 Cincinnati	35	14 [W]
12/20 at Los Angeles	3	10 [L]
<b>[H 6-1, A 6-1]</b>	<b>373</b>	<b>162</b>
<b>AFC Playoff Game (Divisional)</b>		
12/27 Baltimore	28	10 [W]
<b>AFC Championship Game</b>		
1/4 Oakland	16	10 [W]
<b>Super Bowl X (Miami, Fla.)</b>		
1/18 Dallas	21	17 [W]

### 1974 Chuck Noll (Head Coach)

<b>W-10, L-3, T-1</b>	<b>Steelers</b>	<b>Opp.</b>
9/15 Baltimore	30	0 [W]
9/22 at Denver (OT)	35	35 [T]
9/29 Oakland	0	17 [L]
10/6 at Houston	13	7 [W]
10/13 at Kansas City	34	24 [W]
10/20 Cleveland	20	16 [W]
10/28 Atlanta	24	17 [W]
11/3 Philadelphia	27	0 [W]
11/10 at Cincinnati	10	17 [L]
11/17 at Cleveland	26	16 [W]
11/25 at New Orleans	28	7 [W]
12/1 Houston	10	13 [L]
12/8 at New England	21	17 [W]
12/14 Cincinnati	27	3 [W]
<b>[H 5-2, A 5-1-1]</b>	<b>305</b>	<b>189</b>
<b>AFC Playoff Game (Divisional)</b>		
12/22 Buffalo	32	14 [W]
<b>AFC Championship Game</b>		
12/29 at Oakland	24	13 [W]
<b>Super Bowl IX (New Orleans, La.)</b>		
1/12 Minnesota	16	6 [W]

### 1973 Chuck Noll (Head Coach)

<b>W-10, L-4</b>	<b>Steelers</b>	<b>Opp.</b>
9/16 Detroit	24	10 [W]
9/23 Cleveland	33	6 [W]
9/30 at Houston	36	7 [W]
10/7 San Diego	38	21 [W]
10/14 at Cincinnati	7	19 [L]
10/21 New York Jets	26	14 [W]
10/28 Cincinnati	20	13 [W]
11/5 Washington	21	16 [W]
11/11 at Oakland	17	9 [W]

11/18 Denver	13	23 [L]
11/25 at Cleveland	16	21 [L]
12/3 at Miami	26	30 [L]
12/9 Houston	33	7 [W]
12/15 at San Francisco	37	14 [W]
<b>[H 7-1, A 3-3]</b>	<b>347</b>	<b>210</b>
<b>AFC Playoff Game (Divisional)</b>		
12/22 at Oakland	14	33 [L]

### 1972 Chuck Noll (Head Coach)

<b>W-11, L-3</b>	<b>Steelers</b>	<b>Opp.</b>
9/17 Oakland	34	28 [W]
9/24 at Cincinnati	10	15 [L]
10/1 at St. Louis	25	19 [W]
10/8 at Dallas	13	17 [L]
10/15 Houston	24	7 [W]
10/22 New England	33	3 [W]
10/29 at Buffalo	38	21 [W]
11/5 Cincinnati	40	17 [W]
11/12 Kansas City	16	7 [W]
11/19 at Cleveland	24	26 [L]
11/26 Minnesota	23	10 [W]
12/3 Cleveland	30	0 [W]
12/10 at Houston	9	3 [W]
12/17 at San Diego	24	2 [W]
<b>[H 7-0, A 4-3]</b>	<b>343</b>	<b>175</b>
<b>AFC Playoff Game (Divisional)</b>		
12/23 Oakland	13	7 [W]
<b>AFC Championship Game</b>		
12/31 Miami	17	21 [L]

### 1971 Chuck Noll (Head Coach)

<b>W-6, L-8</b>	<b>Steelers</b>	<b>Opp.</b>
9/19 at Chicago	15	17 [L]
9/26 Cincinnati	21	10 [W]
10/3 San Diego	21	17 [W]
10/10 at Cleveland	17	27 [L]
10/18 at Kansas City	16	38 [L]
10/24 Houston	23	16 [W]
10/31 at Baltimore	21	34 [L]
11/7 Cleveland	26	9 [W]
11/14 at Miami	21	24 [L]
11/21 New York Giants	17	13 [W]
11/28 Denver	10	22 [L]
12/5 at Houston	3	29 [L]
12/12 at Cincinnati	21	13 [W]
12/19 Los Angeles	14	23 [L]
<b>[H 5-2, A 1-6]</b>	<b>246</b>	<b>292</b>

### 1970 Chuck Noll (Head Coach)

<b>W-5, L-9</b>	<b>Steelers</b>	<b>Opp.</b>
9/20 Houston	7	19 [L]
9/27 at Denver	13	16 [L]
10/3 at Cleveland	7	15 [L]
10/11 Buffalo	23	10 [W]
10/18 at Houston	7	3 [W]
10/25 at Oakland	14	31 [L]
11/2 Cincinnati	21	10 [W]
11/8 New York Jets	21	17 [W]
11/15 Kansas City	14	31 [L]
11/22 at Cincinnati	7	34 [L]
11/29 Cleveland	28	9 [W]
12/6 Green Bay	12	20 [L]
12/13 at Atlanta	16	27 [L]
12/20 at Philadelphia	20	30 [L]
<b>[H 4-3, A 1-6]</b>	<b>210</b>	<b>272</b>

### 1969 Chuck Noll (Head Coach)

<b>W-1, L-13</b>	<b>Steelers</b>	<b>Opp.</b>
9/21 Detroit	16	13 [W]
9/28 at Philadelphia	27	41 [L]
10/5 St. Louis	14	27 [L]
10/12 at New York	7	10 [L]
10/18 at Cleveland	31	42 [L]
10/26 Washington	7	14 [L]
11/2 Green Bay	34	38 [L]
11/9 at Chicago	7	38 [L]
11/16 Cleveland	3	24 [L]
11/23 at Minnesota	14	52 [L]
11/30 at St. Louis	10	47 [L]
12/7 Dallas	7	10 [L]
12/14 New York	17	21 [L]
12/21 at New Orleans	24	27 [L]
<b>[H 1-6, A 0-7]</b>	<b>218</b>	<b>404</b>

### 1968 Bill Austin (Head Coach)

<b>W-2, L-11, T-1</b>	<b>Steelers</b>	<b>Opp.</b>
9/15 New York	20	34 [L]
9/22 at Los Angeles	10	45 [L]
9/29 Baltimore	7	41 [L]
10/5 at Cleveland	24	31 [L]
10/13 at Washington	13	16 [L]
10/20 New Orleans	12	16 [L]
10/27 Philadelphia	6	3 [W]
11/3 at Atlanta	41	21 [W]
11/10 at St. Louis	28	28 [T]
11/17 Cleveland	24	45 [L]
11/24 San Francisco	28	45 [L]
12/1 St. Louis	10	20 [L]
12/8 at Dallas	7	28 [L]
12/15 at New Orleans	14	24 [L]
<b>[H 1-6, A 1-5-1]</b>	<b>244</b>	<b>397</b>

### 1967 Bill Austin (Head Coach)

<b>W-4, L-9, T-1</b>	<b>Steelers</b>	<b>Opp.</b>
9/17 Chicago	41	13 [W]
9/24 St. Louis	14	28 [L]
10/1 at Philadelphia	24	34 [L]
10/7 at Cleveland	10	21 [L]
10/15 New York	24	27 [L]
10/22 Dallas	21	24 [L]
10/29 at New Orleans	14	10 [W]
11/5 Cleveland	14	34 [L]
11/12 at St. Louis	14	14 [T]
11/19 at New York	20	28 [L]
11/26 Minnesota	27	41 [L]
12/3 at Detroit	24	14 [W]
12/10 Washington	10	15 [L]
12/17 at Green Bay	24	17 [W]
<b>[H 1-6, A 3-3-1]</b>	<b>281</b>	<b>320</b>

### 1966 Bill Austin (Head Coach)

<b>W-5, L-8, T-1</b>	<b>Steelers</b>	<b>Opp.</b>
9/11 New York	34	34 [T]
9/18 Detroit	17	3 [W]
9/25 Washington	27	33 [L]
10/2 at Washington	10	24 [L]
10/8 at Cleveland	10	41 [L]
10/16 Philadelphia	14	31 [L]
10/30 at Dallas	21	52 [L]
11/6 Cleveland	16	6 [W]
11/13 St. Louis	30	9 [W]
11/20 Dallas	7	20 [L]
11/27 at St. Louis	3	6 [L]



## 78 YEARS WITH THE STEELERS

12/4 at Philadelphia	23	27	[L]
12/11 at New York	47	28	[W]
12/18 at Atlanta	57	33	[W]
<b>(H 3-1, A 2-5)</b>	<b>316</b>	<b>347</b>	

**1965 Mike Nixon** (Head Coach)

W-2, L-12	Steelers	Opp.	
9/19 Green Bay	9	41	[L]
9/26 at San Francisco	17	27	[L]
10/3 New York	13	23	[L]
10/9 at Cleveland	19	24	[L]
10/17 St. Louis	7	20	[L]
10/24 at Philadelphia	20	14	[W]
10/31 Dallas	22	13	[W]
11/7 at St. Louis	17	21	[L]
11/4 at Dallas	17	24	[L]
11/21 Washington	3	31	[L]
11/28 Cleveland	21	42	[L]
12/5 at New York	10	35	[L]
12/12 Philadelphia	13	47	[L]
12/19 at Washington	14	35	[L]
<b>(H 1-6, A 1-6)</b>	<b>202</b>	<b>397</b>	

**1964 Buddy Parker** (Head Coach)

W-5, L-9	Steelers	Opp.	
9/13 Los Angeles	14	26	[L]
9/20 New York	27	24	[W]
9/27 Dallas	23	17	[W]
10/4 at Philadelphia	7	21	[L]
10/10 at Cleveland	23	7	[W]
10/18 at Minnesota	10	30	[L]
10/25 Philadelphia	10	34	[L]
11/1 Cleveland	17	30	[L]
11/8 at St. Louis	30	34	[L]
11/15 Washington	0	30	[L]
11/22 at New York	44	17	[W]
11/29 St. Louis	20	21	[L]
12/6 at Washington	14	7	[W]
12/13 at Dallas	14	17	[L]
<b>(H 2-5, A 3-4)</b>	<b>253</b>	<b>315</b>	

**1963 Buddy Parker** (Head Coach)

W-7, L-4, T-3	Steelers	Opp.	
9/15 at Philadelphia	21	21	[T]
9/22 New York	31	0	[W]
9/29 St. Louis	23	10	[W]
10/5 at Cleveland	23	35	[L]
10/13 at St. Louis	23	24	[L]
10/20 Washington	38	27	[W]
10/27 Dallas	27	21	[W]
11/3 at Green Bay	14	33	[L]
11/10 Cleveland	9	7	[W]
11/17 at Washington	34	28	[W]
11/24 Chicago	17	17	[T]
12/1 Philadelphia	20	20	[T]
12/8 at Dallas	24	19	[W]
12/15 at New York	17	33	[L]
<b>(H 5-0-2, A 2-4-1)</b>	<b>321</b>	<b>295</b>	

**1962 Buddy Parker** (Head Coach)

W-9, L-5	Steelers	Opp.	
9/16 at Detroit	7	45	[L]
9/23 at Dallas	30	28	[W]
9/30 New York	27	31	[L]
10/6 Philadelphia	13	7	[W]
10/14 at New York	20	17	[W]
10/21 Dallas	27	42	[L]

10/28 Cleveland	14	41	[L]
11/4 Minnesota	39	31	[W]
11/11 at St. Louis	26	17	[W]
11/18 Washington	23	21	[W]
11/25 at Cleveland	14	35	[L]
12/2 St. Louis	19	7	[W]
12/9 at Philadelphia	26	17	[W]
12/16 at Washington	27	24	[W]
<b>(H 4-3, A 5-2)</b>	<b>312</b>	<b>363</b>	

**Playoff Bowl (Miami, Fla.)**

1/6 Detroit	10	17	[L]
-------------	----	----	-----

**1961 Buddy Parker** (Head Coach)

W-6, L-8	Steelers	Opp.	
9/17 at Dallas	24	27	[L]
9/24 New York	14	17	[L]
10/1 at Los Angeles	14	24	[L]
10/8 at Philadelphia	16	21	[L]
10/15 Washington	20	0	[W]
10/22 Cleveland	28	30	[L]
10/29 San Francisco	20	10	[W]
11/5 at Cleveland	17	13	[W]
11/12 Dallas	37	7	[W]
11/19 at New York	21	42	[L]
11/26 St. Louis	30	27	[W]
12/3 Philadelphia	24	35	[L]
12/10 at Washington	30	14	[W]
12/17 at St. Louis	0	20	[L]
<b>(H 4-3, A 2-5)</b>	<b>295</b>	<b>287</b>	

**1960 Buddy Parker** (Head Coach)

W-5, L-6, T-1	Steelers	Opp.	
9/24 at Dallas	35	28	[W]
10/2 at Cleveland	20	28	[L]
10/9 New York	17	19	[L]
10/16 St. Louis	27	14	[W]
10/23 at Washington	27	27	[T]
10/30 Green Bay	13	19	[L]
11/6 at Philadelphia	7	34	[L]
11/13 at New York	24	27	[L]
11/20 Cleveland	14	10	[W]
11/27 Washington	22	10	[W]
12/11 Philadelphia	27	21	[W]
12/18 at St. Louis	7	38	[L]
<b>(H 4-2, A 1-4-1)</b>	<b>240</b>	<b>275</b>	

**1959 Buddy Parker** (Head Coach)

W-6, L-5, T-1	Steelers	Opp.	
9/26 Cleveland	17	7	[W]
10/4 Washington	17	23	[L]
10/11 at Philadelphia	24	28	[L]
10/18 at Washington	27	6	[W]
10/25 New York	16	21	[L]
11/1 at Chicago Cards	24	45	[L]
11/8 Detroit	10	10	[T]
11/15 at New York	14	9	[W]
11/22 at Cleveland	21	20	[W]
11/29 Philadelphia	31	0	[W]
12/6 at Chicago Bears	21	27	[L]
12/13 Chicago Cards	35	20	[W]
<b>(H 3-2-1, A 3-3)</b>	<b>257</b>	<b>216</b>	

**1958 Buddy Parker** (Head Coach)

W-7, L-4, T-1	Steelers	Opp.	
9/28 at San Francisco	20	23	[L]
10/5 Cleveland	12	45	[L]
10/12 Philadelphia	24	3	[W]

10/19 at Cleveland	10	27	[L]
10/26 at New York	6	17	[L]
11/2 Washington	24	16	[W]
11/9 at Philadelphia	31	24	[W]
11/16 New York	31	10	[W]
11/23 at Chicago Cards	27	20	[W]
11/30 Chicago Bears	24	10	[W]
12/7 at Washington	14	14	[T]
12/13 Chicago Cards	38	21	[W]
<b>(H 5-1, A 2-3-1)</b>	<b>261</b>	<b>230</b>	

**1957 Buddy Parker** (Head Coach)

W-6, L-6	Steelers	Opp.	
9/29 Washington	28	7	[W]
10/5 Cleveland	12	23	[L]
10/13 Chicago Cards	29	20	[W]
10/20 at New York	0	35	[L]
10/27 Philadelphia	6	0	[W]
11/3 at Baltimore	19	13	[W]
11/10 at Cleveland	0	24	[L]
11/24 Green Bay	10	27	[L]
12/1 at Philadelphia	6	7	[L]
12/7 New York	21	10	[W]
12/15 at Washington	3	10	[L]
12/22 at Chicago Cards	27	2	[W]
<b>(H 4-2, A 2-4)</b>	<b>161</b>	<b>178</b>	

**1956 Walt Kiesling** (Head Coach)

W-5, L-7	Steelers	Opp.	
9/30 Washington	30	13	[W]
10/6 Cleveland	10	14	[L]
10/14 Philadelphia	21	35	[L]
10/21 at New York	10	38	[L]
10/28 at Cleveland	24	16	[W]
11/4 New York	14	17	[L]
11/11 at Philadelphia	7	14	[L]
11/18 Chicago Cards	14	7	[W]
11/25 at Chicago Cards	27	38	[L]
12/2 Los Angeles	30	13	[W]
12/9 at Detroit	7	45	[L]
12/16 at Washington	23	0	[W]
<b>(H 3-3, A 2-4)</b>	<b>217</b>	<b>250</b>	

**1955 Walt Kiesling** (Head Coach)

W-4, L-8	Steelers	Opp.	
9/26 Chicago Cards	14	7	[W]
10/2 at Los Angeles	26	27	[L]
10/9 New York	30	23	[W]
10/15 Philadelphia	13	7	[W]
10/23 at New York	19	17	[W]
10/30 at Philadelphia	0	24	[L]
11/5 at Chicago Cards	13	27	[L]
11/13 Detroit	28	31	[L]
11/20 at Cleveland	14	41	[L]
11/27 Washington	14	23	[L]
12/4 Cleveland	7	30	[L]
12/11 at Washington	17	28	[L]
<b>(H 3-3, A 1-5)</b>	<b>195</b>	<b>285</b>	

**1954 Walt Kiesling** (Head Coach)

W-5, L-7	Steelers	Opp.	
9/26 at Green Bay	21	20	[W]
10/2 Washington	37	7	[W]
10/9 at Philadelphia	22	24	[L]
10/17 Cleveland	55	27	[W]
10/23 Philadelphia	17	7	[W]
10/31 at Chicago Cards	14	17	[L]

## 78 YEARS WITH THE STEELERS

11/7	New York	6	31	[L]
11/14	at Washington	14	17	[L]
11/20	San Francisco	3	31	[L]
11/28	Chicago Cards	20	17	[W]
12/5	at New York	3	24	[L]
12/12	at Cleveland	7	42	[L]
<b>(H 4-2, A 1-5)</b>		<b>219</b>	<b>263</b>	

### 1953 Joe Bach (Head Coach)

W- 6, L- 6		Steelers	Opp.	
9/27	at Detroit	21	38	[L]
10/3	New York	24	14	[W]
10/11	Chicago Cards	31	28	[W]
10/17	at Philadelphia	7	23	[L]
10/24	Green Bay	31	14	[W]
11/1	Philadelphia	7	35	[L]
11/8	at Cleveland	16	34	[L]
11/15	at New York	14	10	[W]
11/22	Cleveland	16	20	[L]
11/29	Washington	9	17	[L]
12/6	at Chicago Cards	21	17	[W]
12/13	at Washington	14	13	[W]
<b>(H 3-3, A 3-3)</b>		<b>211</b>	<b>263</b>	

### 1952 Joe Bach (Head Coach)

W- 5, L- 7		Steelers	Opp.	
9/28	Philadelphia	25	31	[L]
10/4	Cleveland	20	21	[L]
10/12	at Philadelphia	21	26	[L]
10/19	Washington	24	28	[L]
10/26	at Chicago Cards	34	28	[W]
11/2	at Washington	24	23	[W]
11/9	Detroit	6	31	[L]
11/16	at Cleveland	28	29	[L]
11/23	Chicago Cards	17	14	[W]
11/30	New York	63	7	[W]
12/7	at San Francisco	24	7	[W]
12/14	at Los Angeles	14	28	[L]
<b>(H 2-4, A 3-3)</b>		<b>300</b>	<b>273</b>	

### 1954 John Michelosen (Head Coach)

W- 4, L- 7, T- 1		Steelers	Opp.	
10/1	New York	13	13	[T]
10/7	at Green Bay	33	35	[L]
10/14	San Francisco	24	28	[L]
10/21	at Cleveland	0	17	[L]
10/28	at Chicago Cards	28	14	[W]
11/4	Philadelphia	13	34	[L]
11/11	Green Bay	28	7	[W]
11/18	Washington	7	22	[L]
11/25	at Philadelphia	17	13	[W]
12/2	at New York	0	14	[L]
12/9	Cleveland	0	28	[L]
12/16	at Washington	20	10	[W]
<b>(H 1-4-1, A 3-3)</b>		<b>183</b>	<b>235</b>	

### 1950 John Michelosen (Head Coach)

W- 6, L- 6		Steelers	Opp.	
10/1	New York	7	18	[L]
10/7	at Detroit	7	10	[L]
10/14	at Washington	26	7	[W]
10/21	Cleveland	17	30	[L]
10/28	at New York	17	6	[W]
11/4	Philadelphia	10	17	[L]
11/11	at Cleveland	7	45	[L]
11/18	at Philadelphia	9	7	[W]
11/25	Baltimore	17	7	[W]

12/2	at Chicago Cards	28	17	[L]
12/9	Washington	7	24	[L]
12/16	Chicago Cards	28	7	[W]
<b>(H 2-4, A 4-2)</b>		<b>180</b>	<b>195</b>	

### 1949 John Michelosen (Head Coach)

W- 6, L- 5, T- 1		Steelers	Opp.	
9/25	New York Giants	28	7	[W]
10/3	Washington	14	27	[L]
10/8	Detroit	14	7	[W]
10/16	at New York Giants	21	17	[W]
10/23	New York Bulldogs	24	13	[W]
10/30	Philadelphia	7	38	[L]
11/6	at Washington	14	27	[L]
11/13	Los Angeles	7	7	[T]
11/20	at Green Bay	30	7	[W]
11/27	at Philadelphia	17	34	[L]
12/4	at Chicago Bears	21	30	[L]
12/11	at New York Bulldogs	27	0	[W]
<b>(H 3-2-1, A 3-3)</b>		<b>224</b>	<b>214</b>	

### 1948 John Michelosen (Head Coach)

W- 4, L- 8		Steelers	Opp.	
9/26	at Washington	14	17	[L]
10/3	Boston	24	14	[W]
10/10	Washington	10	7	[W]
10/17	at Boston	7	13	[L]
10/24	at New York	27	34	[L]
10/31	Philadelphia	7	34	[L]
11/7	Green Bay	38	7	[W]
11/14	Chicago Cards	7	24	[L]
11/21	at Detroit	14	17	[L]
11/28	at Philadelphia	0	17	[L]
12/5	New York	38	28	[W]
12/12	at Los Angeles	14	31	[L]
<b>(H 4-2, A 0-6)</b>		<b>200</b>	<b>243</b>	

### 1947 John Michelosen (Head Coach)

W- 8, L- 4		Steelers	Opp.	
9/21	Detroit	17	10	[W]
9/29	Los Angeles	7	48	[L]
10/5	at Washington	26	27	[L]
10/12	at Boston	30	14	[W]
10/19	Philadelphia	35	24	[W]
10/26	at New York	38	21	[W]
11/2	at Green Bay	18	17	[W]
11/9	Washington	21	14	[W]
11/16	New York	24	7	[W]
11/23	at Chicago Bears	7	49	[L]
11/30	at Philadelphia	0	21	[L]
12/7	Boston	17	7	[W]
<b>(H 5-1, A 3-3)</b>		<b>240</b>	<b>259</b>	

### Eastern Division Playoff

12/21	Philadelphia	0	21	[L]
-------	--------------	---	----	-----

### 1946 John Michelosen (Head Coach)

W- 5, L- 5, T- 1		Steelers	Opp.	
9/20	Chicago Cards	14	7	[W]
9/29	at Washington	14	14	[T]
10/6	New York	14	17	[L]
10/13	Boston	16	7	[W]
10/20	at Green Bay	7	17	[L]
10/27	at Boston	33	7	[W]
11/3	Washington	14	7	[W]
11/10	at Detroit	7	17	[L]
11/17	Philadelphia	10	7	[W]
11/24	at New York	0	7	[L]

12/1	at Philadelphia	7	10	[L]
<b>(H 4-1, A 1-4-1)</b>		<b>136</b>	<b>117</b>	

### 1945 Jim Leonard (Head Coach)

W- 2, L- 8		Steelers	Opp.	
9/25	at Boston	7	28	[L]
10/7	New York	6	34	[L]
10/14	Washington	0	14	[L]
10/21	at New York	21	7	[W]
10/28	Boston	6	10	[L]
11/4	Philadelphia	3	45	[L]
11/11	Chicago Cards	23	0	[W]
11/18	at Philadelphia	6	30	[L]
11/25	at Chicago Bears	7	28	[L]
12/2	at Washington	0	24	[L]
<b>(H 1-4, A 1-4)</b>		<b>79</b>	<b>220</b>	

### 1944\* Walt Kiesling and Phil Handler (Head Coaches)

W- 0, L- 10		Steelers	Opp.	
9/24	Cleveland	28	30	[L]
10/8	Green Bay	7	34	[L]
10/15	at Chicago Bears	7	34	[L]
10/22	at New York	0	23	[L]
10/29	at Washington	20	42	[L]
11/5	Detroit	6	27	[L]
11/12	at Detroit	7	21	[L]
11/19	**Cleveland	6	33	[L]
11/26	**Green Bay	20	35	[L]
12/3	Chicago Bears	7	49	[L]
<b>(H 0-6, A 0-4)</b>		<b>108</b>	<b>328</b>	

\*Combined with Chicago Cards

\*\*Home game played in Chicago

### 1943\* Walt Kiesling and Greasy Neale (Head Coaches)

W- 5, L- 4, T- 1		Steelers	Opp.	
10/2	**Brooklyn	17	0	[W]
10/9	**New York	28	14	[W]
10/17	at Chicago Bears	21	48	[L]
10/24	at New York	14	42	[L]
10/31	Chicago Cards	34	13	[W]
11/7	**Washington	14	14	[T]
11/14	at Brooklyn	7	13	[L]
11/21	Detroit	35	34	[W]
11/28	at Washington	27	14	[W]
12/5	**Green Bay	28	38	[L]
<b>(H 4-1-1, A 1-3)</b>		<b>225</b>	<b>230</b>	

\*Combined with Philadelphia Eagles

\*\*Home game played in Philadelphia

### 1942 Walt Kiesling (Head Coach)

W- 7, L- 4		Steelers	Opp.	
9/13	Philadelphia	14	24	[L]
9/20	at Washington	14	24	[L]
10/4	New York	13	10	[W]
10/11	at Brooklyn	7	0	[W]
10/18	at Philadelphia	14	0	[W]
10/25	Washington	0	14	[L]
11/1	at New York	17	9	[W]
11/8	at Detroit	35	7	[W]
11/22	Chicago Cards	19	3	[W]
11/29	Brooklyn	13	0	[W]
12/6	at Green Bay	21	24	[L]
<b>(H 3-2, A 4-2)</b>		<b>167</b>	<b>119</b>	



## 78 YEARS WITH THE STEELERS

**1941 Burt Bell, Aldo Donelli, Walt Kiesling** (Head Coaches)

W-1, L-9, T-1	Steelers	Opp.
9/7 at Cleveland	14	17 [L]
9/21 Philadelphia	7	10 [L]
10/5 New York	10	37 [L]
10/12 Washington	20	24 [L]
10/19 at New York	7	28 [L]
10/26 at Chicago Bears	7	34 [L]
11/2 at Washington	3	23 [L]
11/9 at Philadelphia	7	7 [T]
11/16 Brooklyn	14	7 [W]
11/23 Green Bay	7	54 [L]
11/30 at Brooklyn	7	35 [L]
<b>(H 1-4, A 0-5-1)</b>	<b>103</b>	<b>276</b>

**1940 Walt Kiesling** (Head Coach)

W-2, L-7, T-2	Steelers	Opp.
9/8 Chicago Cards	7	7 [T]
9/15 New York	10	10 [T]
9/22 at Detroit	10	7 [W]
9/29 Brooklyn	3	10 [L]
10/6 Washington	10	40 [L]
10/13 at Brooklyn	0	21 [L]
10/20 at New York	0	12 [L]
10/27 at Green Bay	3	24 [L]
11/3 at Washington	10	37 [L]
11/10 Philadelphia	7	3 [W]
11/28 at Philadelphia	0	7 [L]
<b>(H 1-2-2, A 1-5)</b>	<b>60</b>	<b>178</b>

**1939 Walt Kiesling and John Blood** (Head Coaches)

W-1, L-9, T-1	Steelers	Opp.
9/14 at Brooklyn	7	12 [L]
9/24 Chicago Cards	0	10 [L]
10/2 Chicago Bears	0	32 [L]
10/8 New York	7	14 [L]
10/15 at Washington	14	44 [L]
10/22 Washington	14	21 [L]
10/29 at Cleveland	14	14 [T]
11/5 at Brooklyn	13	17 [L]
11/19 at New York	7	23 [L]
11/23 at Philadelphia	14	17 [L]
11/26 Philadelphia	24	12 [W]
<b>(H 1-4, A 0-5-1)</b>	<b>114</b>	<b>216</b>

**1938 John Blood** (Head Coach)

W-2, L-9	Steelers	Opp.
9/9 at Detroit	7	16 [L]
9/11 New York	14	27 [L]
9/16 at Philadelphia	7	27 [L]
9/23 at Brooklyn	17	3 [W]
10/3 at New York	13	10 [W]
10/9 Brooklyn	7	17 [L]
10/23 at Green Bay	0	20 [L]
11/6 Washington	0	7 [L]
11/20 at Philadelphia	7	14 [L]
11/27 at Washington	0	15 [L]
12/4 at Cleveland	7	13 [L]
<b>(H 0-3, A 2-6)</b>	<b>79</b>	<b>169</b>

**1937 John Blood** (Head Coach)

W-4, L-7	Steelers	Opp.
9/5 Philadelphia	27	14 [W]
9/19 at Brooklyn	21	0 [W]
9/26 New York	7	10 [L]
10/4 Chicago Bears	0	7 [L]
10/10 at Detroit	3	7 [L]
10/17 at Washington	20	34 [L]
10/24 Chicago Cubs	7	13 [L]
10/31 Philadelphia	16	7 [W]
11/7 at New York	0	17 [L]
11/14 Washington	21	13 [W]
11/21 Brooklyn	0	23 [L]
<b>(H 3-4, A 1-3)</b>	<b>122</b>	<b>145</b>

**1936 Joe Bach** (Head Coach)

W-6, L-6	Steelers	Opp.
9/13 Boston	10	0 [W]
9/23 at Brooklyn	10	6 [W]
9/27 New York	10	7 [W]
10/4 Chicago Bears	9	27 [L]
10/14 Philadelphia	17	0 [W]
10/18 at Chicago Bears	6	26 [L]
10/25 at Green Bay	10	42 [L]
11/1 Brooklyn	10	7 [W]
11/5 at Philadelphia	6	0 [W]
11/8 at Detroit	3	28 [L]
11/15 at Chicago Cards	6	14 [L]
11/29 at Boston	0	30 [L]
<b>(H 4-1, A 2-5)</b>	<b>97</b>	<b>187</b>

**1935 Joe Bach** (Head Coach)

W-4, L-8	Steelers	Opp.
9/13 at Philadelphia	17	7 [W]
9/22 New York	7	42 [L]
9/29 Chicago Bears	7	23 [L]
10/6 at Green Bay	0	27 [L]
10/9 Philadelphia	6	17 [L]
10/20 Chicago Cards	17	13 [W]
10/27 Boston	6	0 [W]
11/3 Brooklyn	7	13 [L]
11/10 at Brooklyn	16	7 [W]
11/24 Green Bay	14	34 [L]
12/1 at Boston	3	13 [L]
12/8 at New York	0	13 [L]
<b>(H 2-5, A 2-3)</b>	<b>100</b>	<b>209</b>

**1934 Luby DiMelio** (Head Coach)

W-2, L-10	Steelers	Opp.
9/9 Cincinnati	13	0 [W]
9/16 Boston	0	7 [L]
9/26 Philadelphia	0	17 [L]
10/3 New York	12	14 [L]
10/7 at Philadelphia	9	7 [W]
10/10 Chicago Bears	0	28 [L]
10/14 at Boston	0	39 [L]
10/21 at New York	7	17 [L]
10/28 at Brooklyn	3	21 [L]
11/4 at Detroit	7	40 [L]
11/11 at St. Louis	0	6 [L]
11/18 Brooklyn	0	10 [L]
<b>(H 1-5, A 1-5)</b>	<b>51</b>	<b>206</b>

**1933 Jap Douds** (Head Coach)


W-3, L-6, T-2	Steelers	Opp.
9/20 New York	2	23 [L]
9/27 Chicago Cardinals	14	13 [W]
10/4 Boston	6	21 [L]
10/11 Cincinnati	17	0 [W]
10/15 at Green Bay	0	47 [L]
10/22 at Cincinnati	0	0 [T]
10/29 at Boston	16	14 [W]
11/5 at Brooklyn	3	3 [T]
11/12 Brooklyn	0	32 [L]
11/19 at Philadelphia	6	25 [L]
12/3 at New York	3	27 [L]
<b>(H 2-3, A 1-3-2)</b>	<b>67</b>	<b>205</b>

**Steelers Placement (1970-2010)**

Year	Record	Finish
1970	5-9	3rd in AFC Central
1971	6-8	2nd in AFC Central
1972	11-3	AFC Central Champion [1]
1973	10-4	2nd in AFC Central*
1974	10-3-1	AFC Central Champion [2]
1975	12-2	AFC Central Champion [3]
1976	10-4	AFC Central Champion [4]
1977	9-5	AFC Central Champion [5]
1978	14-2	AFC Central Champion [6]
1979	12-4	AFC Central Champion [7]
1980	9-7	3rd in AFC Central
1981	8-8	2nd in AFC Central
1982	6-3	4th in AFC Tournament*
1983	10-6	AFC Central Champion [8]
1984	9-7	AFC Central Champion [9]
1985	7-9	3rd in AFC Central
1986	6-10	3rd in AFC Central
1987	8-7	3rd in AFC Central
1988	5-11	4th in AFC Central*
1989	9-7	3rd in AFC Central*
1990	9-7	3rd in AFC Central
1991	7-9	2nd in AFC Central
1992	11-5	AFC Central Champion [10]
1993	9-7	2nd in AFC Central*
1994	12-4	AFC Central Champion [11]
1995	11-5	AFC Central Champion [12]
1996	10-6	AFC Central Champion [13]
1997	11-5	AFC Central Champion [14]
1998	7-9	3rd in AFC Central
1999	6-10	4th in AFC Central
2000	9-7	3rd in AFC Central
2001	13-3	AFC Central Champion [15]
2002	10-5-1	AFC North Champion [16]
2003	6-10	3rd in AFC North
2004	15-1	AFC North Champion [17]
2005	11-5	2nd in AFC North*
2006	8-8	T-2nd in AFC North
2007	10-6	AFC North Champion [18]
2008	12-4	AFC North Champion [19]
2009	9-7	T-2nd in AFC North
2010	12-4	AFC North Champion [20]

\*Earned Wild Card playoff berth  
 [#] = Number of Division Titles

## STEELERS PRESEASON RESULTS



BYRON LEFTWICH 9/2/10 VS. CAROLINA, 2010 PRESEASON

### 2010 Record: 3-1

Pitt. vs. Detroit at Pittsburgh	23-7
Pitt. vs. New York Giants at New York	24-17
Pitt. vs. Denver at Denver	17-34
Pitt. vs. Carolina at Pittsburgh	19-3

### 2009 Record: 3-1

Pitt. vs. Arizona at Pittsburgh	20-10
Pitt. vs. Washington at Washington	13-17
Pitt. vs. Buffalo at Pittsburgh	17-0
Pitt. vs. Carolina at Carolina	21-10

### 2008 Record: 3-1

Pitt. vs. Philadelphia at Pittsburgh	16-10
Pitt. vs. Buffalo at Toronto	21-24
Pitt. vs. Minnesota at Minnesota	12-10
Pitt. vs. Carolina at Pittsburgh	19-16

### 2007 Record: 4-1

Pitt. vs. New Orleans at Canton	20-7
Pitt. vs. Green Bay at Pittsburgh	9-13
Pitt. vs. Washington at Washington	12-10
Pitt. vs. Philadelphia at Philadelphia	27-13
Pitt. vs. Carolina at Carolina	19-3

### 2006 Record: 0-4

Pitt. vs. Arizona at Arizona	13-21
Pitt. vs. Minnesota at Pittsburgh	10-17
Pitt. vs. Philadelphia at Philadelphia	7-16
Pitt. vs. Carolina at Pittsburgh	13-15

### 2005 Record: 3-1

Pitt. vs. Philadelphia at Pittsburgh	38-31
Pitt. vs. Miami at Pittsburgh	17-3
Pitt. vs. Washington at Washington	10-17
Pitt. vs. Carolina at Carolina	21-17

### 2004 Record: 2-2

Pitt. vs. Detroit at Detroit	21-27
Pitt. vs. Houston at Pittsburgh	38-3
Pitt. vs. Philadelphia at Philadelphia	27-21
Pitt. vs. Carolina at Pittsburgh	13-15

### 2003 Record: 1-3

Pitt. vs. Detroit at Detroit	13-26
Pitt. vs. Philadelphia at Pittsburgh	16-21
Pitt. vs. Dallas at Pittsburgh	15-14
Pitt. vs. Carolina at Carolina	14-21

### 2002 Record: 2-2

Pitt. vs. New York Jets at Pittsburgh	6-16
Pitt. vs. Washington at Washington	34-35
Pitt. vs. Detroit at Detroit	34-22
Pitt. vs. Minnesota at Pittsburgh	17-14

### 2001 Record: 3-1

Pitt. vs. Atlanta at Atlanta	17-16
Pitt. vs. Minnesota at Minnesota	10-24
Pitt. vs. Detroit at Pittsburgh	20-7
Pitt. vs. Buffalo at Pittsburgh	20-0

### 2000 Record: 3-2

Pitt. vs. Dallas at Dallas	38-10
Pitt. vs. Miami at Pittsburgh	13-10
Pitt. vs. Carolina at Pittsburgh	13-0
Pitt. vs. Indianapolis at Mexico City	23-24
Pitt. vs. Washington at Washington	10-17

### 1999 Record: 1-3

Pitt. vs. Chicago at Pittsburgh	30-23
Pitt. vs. Carolina at Carolina	13-20
Pitt. vs. Washington at Pittsburgh	14-27
Pitt. vs. Buffalo at Buffalo	14-16

### 1998 Record: 3-2

Pitt. vs. Tampa Bay at Canton	6-30
Pitt. vs. Buffalo at Pittsburgh	24-13
Pitt. vs. Philadelphia at Philadelphia	17-21
Pitt. vs. Atlanta at Morgantown, WVa	28-22
Pitt. vs. Carolina at Pittsburgh	38-24

### 1997 Record: 5-0

Pitt. vs. Chicago at Dublin	30-17
Pitt. vs. Kansas City at Kansas City	28-14
Pitt. vs. Philadelphia at Pittsburgh	42-26
Pitt. vs. Detroit at Pittsburgh	28-20
Pitt. vs. Carolina at Carolina	27-19

### 1996 Record: 2-3

Pitt. vs. San Diego at Tokyo	10-20
Pitt. vs. St. Louis at Pittsburgh	16-10
Pitt. vs. Green Bay at Green Bay	17-24
Pitt. vs. Tampa Bay at Pittsburgh	13-3
Pitt. vs. Philadelphia at Philadelphia	19-20

### 1995 Record: 1-3

Pitt. vs. Buffalo at Buffalo	31-10
Pitt. vs. Green Bay at Pittsburgh	13-36
Pitt. vs. Tampa Bay at Tampa Bay	7-20
Pitt. vs. Philadelphia at Pittsburgh	6-16

### 1994 Record: 1-3

Pitt. vs. Miami at Miami	14-24
Pitt. vs. L.A. Raiders at Pittsburgh	29-17
Pitt. vs. Indianapolis at Pittsburgh	14-17
Pitt. vs. Washington at Washington	21-22

### 1993 Record: 2-3

Pitt. vs. San Francisco at Barcelona	14-21
Pitt. vs. New York Jets at Pittsburgh	17-13
Pitt. vs. New York Giants at New York	23-17
Pitt. vs. Washington at Pittsburgh	3-10
Pitt. vs. Minnesota at Minneapolis	13-30

### 1992 Record: 2-2

Pitt. vs. Philadelphia at Pittsburgh	33-35
Pitt. vs. New Orleans at New Orleans	0-26
Pitt. vs. Chicago at Chicago	28-17
Pitt. vs. New York Giants at Pittsburgh	24-3



## STEELERS PRESEASON RESULTS

**1991 Record: 2-2**

Pitt. vs. Washington at Pittsburgh	16-7
Pitt. vs. Minnesota at Minnesota	24-34
Pitt. vs. Philadelphia at Philadelphia	20-21
Pitt. vs. Detroit at Detroit	16-3

**1990 Record: 2-2**

Pitt. vs. New England at Montreal	30-14
Pitt. vs. Washington at Washington	24-27
Pitt. vs. Dallas at Dallas	9-20
Pitt. vs. Philadelphia at Pittsburgh	20-10

**1989 Record: 2-2**

Pitt. vs. Washington at Pittsburgh	14-21
Pitt. vs. Cleveland at Cleveland	24-21
Pitt. vs. Philadelphia at Philadelphia	14-38
Pitt. vs. New York Giants at New York	13-10

**1988 Record: 3-1**

Pitt. vs. Washington at Washington	44-31
Pitt. vs. Philadelphia at Pittsburgh	21-16
Pitt. vs. New York Giants at New York	17-28
Pitt. vs. New Orleans at New Orleans	31-28

**1987 Record: 0-4**

Pitt. vs. Washington at Washington	17-23
Pitt. vs. Chicago at Chicago	14-50
Pitt. vs. New Orleans at New Orleans	28-31
Pitt. vs. New York Giants at Pittsburgh	20-26

**1986 Record: 1-3**

Pitt. vs. Chicago at Pittsburgh	13-23
Pitt. vs. Washington at Washington (ot)	24-27
Pitt. vs. Dallas at Dallas	41-28
Pitt. vs. New York Giants at New York	3-17

**1985 Record: 1-3**

Pitt. vs. Tampa Bay at Tampa	42-27
Pitt. vs. Minnesota at Minneapolis	34-41
Pitt. vs. St. Louis at St. Louis	6-14
Pitt. vs. New York Giants at Pittsburgh	14-24

**1984 Record: 3-1**

Pitt. vs. Cleveland at Cleveland	31-14
Pitt. vs. Philadelphia at Pittsburgh	20-17
Pitt. vs. Dallas at Dallas	20-10
Pitt. vs. New York Giants at New York	9-16

**1983 Record: 4-1**

Pitt. vs. New Orleans at Canton	27-14
Pitt. vs. New England at Knoxville	27-16
Pitt. vs. New York Giants at Pittsburgh	13-22
Pitt. vs. Dallas at Dallas	24-7
Pitt. vs. Philadelphia at Philadelphia	10-3

**1982 Record: 4-0**

Pitt. vs. New England at Knoxville	24-20
Pitt. vs. New York Giants at New York	13-10
Pitt. vs. Baltimore at Pittsburgh	37-15
Pitt. vs. Philadelphia at Pittsburgh	27-24

**1981 Record: 2-2**

Pitt. vs. Cleveland at Cleveland	35-31
Pitt. vs. Philadelphia at Philadelphia	20-36
Pitt. vs. Dallas at Dallas	14-24
Pitt. vs. New York Giants at Pittsburgh	31-6

**1980 Record: 3-1**

Pitt. vs. New York Giants at New York	13-0
Pitt. vs. Atlanta at Atlanta	17-14
Pitt. vs. New York Jets at Pittsburgh	13-20
Pitt. vs. Dallas at Dallas	31-10

**1979 Record: 3-1**

Pitt. vs. Buffalo at Buffalo	15-7
Pitt. vs. New York Giants at Pittsburgh	10-3
Pitt. vs. New York Jets at New York	27-14
Pitt. vs. Dallas at Dallas	14-16

**1978 Record: 2-2**

Pitt. vs. Baltimore at Baltimore	22-10
Pitt. vs. Atlanta at Pittsburgh	13-7
Pitt. vs. New York Giants at New York	6-13
Pitt. vs. Dallas at Dallas	13-16

**1977 Record: 3-3**

Pitt. vs. Buffalo at Pittsburgh	28-24
Pitt. vs. Kansas City at Kansas City	21-23
Pitt. vs. New York Jets at New York	26-13
Pitt. vs. New England at New England	10-13
Pitt. vs. Philadelphia at Pittsburgh	21-13
Pitt. vs. Dallas at Dallas	0-30

**1976 Record: 5-2**

Pitt. vs. All Stars at Chicago	24-0
Pitt. vs. New Orleans at New Orleans	24-14
Pitt. vs. Philadelphia at Philadelphia	14-7
Pitt. vs. Washington at Washington	27-7
Pitt. vs. New York Giants at Pittsburgh	0-17
Pitt. vs. Dallas at Dallas	10-20
Pitt. vs. New York Jets at Pittsburgh	41-5

**1975 Record: 3-4**

Pitt. vs. All Stars at Chicago	21-14
Pitt. vs. Philadelphia at Pittsburgh	14-17
Pitt. vs. Oakland at Berkeley	21-24
Pitt. vs. Baltimore at Baltimore	31-10
Pitt. vs. New York Giants at Princeton	7-24
Pitt. vs. New Orleans at Pittsburgh	24-13
Pitt. vs. Dallas at Dallas	16-17

**1974 Record: 6-0**

Pitt. vs. New Orleans at New Orleans	26-7
Pitt. vs. Chicago at Pittsburgh	50-21
Pitt. vs. Philadelphia at Philadelphia (ot)	33-30
Pitt. vs. New York Giants at Pittsburgh	17-7
Pitt. vs. Washington at Washington	21-19
Pitt. vs. Dallas at Dallas	41-15

**1973 Record: 4-2**

Pitt. vs. Baltimore at Pittsburgh	34-7
Pitt. vs. Minnesota at Bloomington	6-10
Pitt. vs. Philadelphia at Pittsburgh	17-3
Pitt. vs. New York Giants at New York	24-29
Pitt. vs. Green Bay at Green Bay	30-22
Pitt. vs. Atlanta at Pittsburgh	19-0

**1972 Record: 4-1-1**

Pitt. vs. New York Giants at Pittsburgh	28-10
Pitt. vs. New York Jets at Seattle	22-3
Pitt. vs. Atlanta at Atlanta	31-17
Pitt. vs. Baltimore at Tampa	13-16
Pitt. vs. New Orleans at Memphis	56-7
Pitt. vs. Washington at Pittsburgh	10-10

**1971 Record: 3-2**

Pitt. vs. Green Bay at Green Bay	16-13
Pitt. vs. Cincinnati at Cincinnati	13-20
Pitt. vs. Minnesota at Pittsburgh	21-26
Pitt. vs. New York Jets at Cleveland	35-21
Pitt. vs. New York Giants at New York	20-3

**1970 Record: 4-1**

Pitt. vs. Miami at Jacksonville	10-16
Pitt. vs. Minnesota at Bloomington	20-13
Pitt. vs. New York Giants at Pittsburgh	21-6
Pitt. vs. Boston at Shreveport	31-3
Pitt. vs. Oakland at Oakland	20-6

**1969 Record: 2-3**

Pitt. vs. St. Louis at Norfolk, Va.	12-27
Pitt. vs. New Orleans at Baton Rouge, La.	34-24
Pitt. vs. Cincinnati at Pittsburgh	13-23
Pitt. vs. Green Bay at Green Bay	19-31
Pitt. vs. New York Giants at Montreal	17-13

**1968 Record: 1-4**

Pitt. vs. St. Louis at St. Louis	7-24
Pitt. vs. San Diego at San Diego	36-33
Pitt. vs. Cincinnati at Morgantown, WV	3-19
Pitt. vs. Green Bay at Milwaukee	17-21
Pitt. vs. Washington at Norfolk, Va.	17-24

**1967 Record: 2-3**

Pitt. vs. Green Bay at Green Bay	20-31
Pitt. vs. New Orleans at Baton Rouge, La.	17-20
Pitt. vs. St. Louis at Nashville	24-13
Pitt. vs. San Diego at San Diego	16-7
Pitt. vs. Washington at Norfolk, Va.	10-16

**1966 Record: 1-4**

Pitt. vs. New York Giants at Ithaca, NY	14-16
Pitt. vs. Minnesota at Portland	6-35
Pitt. vs. San Francisco at Portland	34-17
Pitt. vs. Green Bay at Green Bay	6-17
Pitt. vs. Cleveland at Birmingham, Ala.	10-14

**1965 Record: 0-5**

Pitt. vs. Minnesota at Atlanta	21-31
Pitt. vs. New York Giants at New Haven, Ct.	7-16
Pitt. vs. Baltimore at Atlanta	10-38
Pitt. vs. San Francisco at Providence	9-23
Pitt. vs. Cleveland at Akron	16-28

## STEELERS VS. NFL OPPONENTS

[ALL-TIME RECORD: 579-533-21]



### ARIZONA CARDINALS

**Steelers won 33, lost 23, tied 3** (Home: 21-8-1, Road: 11-15-2, Neutral: 1-0)

STEELERS			CARDINALS			STEELERS			CARDINALS			STEELERS			CARDINALS		
1933	14	13	[W]	1954 h	20	17	[W]	1964	30	34	[L]						
1935 h	17	13	[W]	1955 h	14	7	[W]	1964 h	20	21	[L]						
1936	6	14	[L]	1955	13	27	[L]	1965 h	7	20	[L]						
1937 h	7	13	[L]	1956 h	14	7	[W]	1965	17	21	[L]						
1939 h	0	10	[L]	1956	27	38	[L]	1966 h	30	9	[W]						
1940 h	7	7	[T]	1957 h	29	20	[W]	1966	3	6	[L]						
1942 h	19	3	[W]	1957	27	2	[W]	1967 h	14	28	[L]						
1943 h	34	13	[W]	1958	27	20	[W]	1967	14	14	[T]						
1945 h	23	0	[W]	1958 h	38	21	[W]	1968	28	28	[T]						
1946 h	14	7	[W]	1959	24	45	[L]	1968 h	10	20	[L]						
1948 h	7	24	[L]	1959 h	35	20	[W]	1969 h	14	27	[L]						
1950	28	17	[W]	1960 h	27	14	[W]	1969	10	47	[L]						
1950 h	28	7	[W]	1960	7	38	[L]	1972	25	19	[W]						
1951	28	14	[W]	1961 h	30	27	[W]	1979	24	21	[W]						
1952	34	28	[W]	1961	0	20	[L]	1985 h	23	10	[W]						
1952 h	17	14	[W]	1962	26	17	[W]	1988	14	31	[L]						
1953 h	31	28	[W]	1962 h	19	7	[W]	1994	17	20	ot[L]						
1953	21	17	[W]	1963 h	23	10	[W]	1997	26	20	ot[W]						
1954	14	17	[L]	1963	23	24	[L]	2003 h	28	15	[W]						
								2007	14	21	[L]						
								2008***	27	23	[W]						

Franchise moved from Chicago to St. Louis after 1959 season.

Franchise moved from St. Louis to Phoenix after 1987 season.



### ATLANTA FALCONS

**Steelers won 12, lost 2, tied 1** (Home: 6-0-1, Road: 6-2)

STEELERS			FALCONS			STEELERS			FALCONS			STEELERS			FALCONS		
1966	57	33	[W]	1981	34	20	[W]	1996	20	17	[W]						
1968	41	21	[W]	1984 h	35	10	[W]	1999 h	13	9	[W]						
1970	16	27	[L]	1987	28	12	[W]	2002 h	34	34	ot[T]						
1974 h	24	17	[W]	1990 h	21	9	[W]	2006	38	41	ot[L]						
1978 h	31	7	[W]	1993	45	17	[W]	2010 h	15	9	ot[W]						



### BALTIMORE RAVENS

**Steelers won 21, lost 12** (Home: 13-5, Road: 8-7)

STEELERS			RAVENS			STEELERS			RAVENS			STEELERS			RAVENS		
1996 h	31	17	[W]	2001	26	21	[W]	2006 h	7	31	[L]						
1996	17	31	[L]	2001 h*	27	10	[W]	2007 h	38	7	[W]						
1997	42	34	[W]	2002	31	18	[W]	2007	21	27	[L]						
1997 h	37	0	[W]	2002 h	34	31	[W]	2008 h	23	20	ot[W]						
1998	20	13	[W]	2003 h	34	15	[W]	2008	13	9	[W]						
1998 h	16	6	[W]	2003	10	13	ot[L]	2008 h**	23	14	[W]						
1999	23	20	[W]	2004	13	30	[L]	2009	17	20	ot[L]						
1999 h	24	31	[L]	2004 h	20	7	[W]	2009h	23	20	[W]						
2000 h	0	16	[L]	2005 h	20	19	[W]	2010 h	14	17	[L]						
2000	9	6	[W]	2005	13	16	ot[L]	2010	13	10	[W]						
2001 h	10	13	[L]	2006	0	27	[L]	2010 h*	31	24	[W]						



### BUFFALO BILLS

**Steelers won 14, lost 9** (Home: 9-2, Road: 5-7)

STEELERS			BILLS			STEELERS			BILLS			STEELERS			BILLS		
1970 h	23	10	[W]	1985 h	30	24	[W]	1994 h	23	10	[W]						
1972	38	21	[W]	1986	12	16	[L]	1995 h*	40	21	[W]						
1974 h*	32	14	[W]	1988	28	36	[L]	1996 h	24	6	[W]						
1975 h	21	30	[L]	1991	34	52	[L]	1999	21	24	[L]						
1978	28	17	[W]	1992	20	28	[L]	2001	20	3	[W]						
1979 h	28	0	[W]	1992 h*	3	24	[L]	2004	29	24	[W]						
1980	13	28	[L]	1993 h	23	0	[W]	2007 h	26	3	[W]						
1982	0	13	[L]					2010	19	16	ot[W]						

+ Playoff Bowl • \* Playoff Game • \*\* AFC Championship Game • \*\*\* Super Bowl



## STEELERS VS. NFL OPPONENTS

[ALL-TIME RECORD: 579-533-21]



## CAROLINA PANTHERS

Steelers won 4, lost 1 (Home: 3-0, Road: 1-1)

STEELERS			PANTHERS			STEELERS			PANTHERS		
1996	14	18	[L]	1999 h	30	20	[W]	2006	37	3	[W]
				2002 h	30	14	[W]	2010 h	27	3	[W]



## CHICAGO BEARS

Steelers won 7, lost 20, tied 1 (Home: 6-8-1, Road: 1-12)

STEELERS			BEARS			STEELERS			BEARS			STEELERS			BEARS				
1934 h	0	28	[L]	1944 h	7	49	[L]	1971	15	17	[L]	1975 h	34	3	[W]	1980 h	38	3	[W]
1935 h	7	23	[L]	1945 h	7	28	[L]	1975 h	34	3	[W]	1980 h	38	3	[W]	1986	10	13	ot[L]
1936 h	9	27	[L]	1947	7	49	[L]	1989 h	0	20	[L]	1989 h	0	20	[L]	1992	6	30	[L]
1936	6	26	[L]	1949	21	30	[L]	1992	6	30	[L]	1995	37	34	ot[W]	1998 h	17	12	[W]
1937 h	0	7	[L]	1958 h	24	10	[W]	1998 h	17	12	[W]	2005 h	21	9	[W]	2009	14	17	[L]
1939 h	0	32	[L]	1959	21	27	[L]	1998 h	17	12	[W]								
1941	7	34	[L]	1963 h	17	17	[T]	2005 h	21	9	[W]								
1943	21	48	[L]	1967 h	41	13	[W]												
1944	7	34	[L]	1969	7	38	[L]												



## CINCINNATI BENGALS

Steelers won 50, lost 32 (Home: 27-14, Road: 23-18)

STEELERS			BENGALS			STEELERS			BENGALS			STEELERS			BENGALS				
1970 h	21	10	[W]	1984 h	38	17	[W]	1997 h	20	3	[W]	1998 h	20	25	[L]	2000 h	15	0	[W]
1970	7	34	[L]	1984	20	22	[L]	1998	20	3	[W]	1998 h	24	25	[L]	2000 h	15	0	[W]
1971 h	21	10	[W]	1985 h	24	37	[L]	1998 h	24	25	[L]	1999	17	3	[W]	2000	48	28	[W]
1971	21	13	[W]	1985	21	26	[L]	1999	17	3	[W]	1999 h	20	27	[L]	2001 h	16	7	[W]
1972	10	15	[L]	1986	22	24	[L]	1999 h	20	27	[L]	2000 h	15	0	[W]	2001	23	26	ot[L]
1972 h	40	17	[W]	1986 h	30	9	[W]	2000 h	15	0	[W]	2002	34	7	[W]	2002 h	29	21	[W]
1973	7	19	[L]	1987 h	23	20	[W]	2000	48	28	[W]	2002 h	29	21	[W]	2003	17	10	[W]
1973 h	20	13	[W]	1987	30	16	[W]	2001 h	16	7	[W]	2003 h	20	24	[L]	2004 h	28	17	[W]
1974	10	17	[L]	1988 h	12	17	[L]	2001	23	26	ot[L]	2004 h	28	17	[W]	2004	19	14	[W]
1974 h	27	3	[W]	1988	7	42	[L]	2002	34	7	[W]	2005	27	13	[W]	2005 h	31	38	[L]
1975	30	24	[W]	1989	10	41	[L]	2002 h	29	21	[W]	2005 h	31	38	[L]	2005*	31	17	[W]
1975 h	35	14	[W]	1989 h	16	26	[L]	2003	17	10	[W]	2006 h	20	28	[L]	2006 h	20	28	[L]
1976 h	23	6	[W]	1990	3	27	[L]	2003 h	20	24	[L]	2006 h	20	28	[L]	2006 h	20	28	[L]
1976	7	3	[W]	1990 h	12	16	[L]	2004 h	28	17	[W]	2006 h	20	28	[L]	2006 h	20	28	[L]
1977 h	20	14	[W]	1991	33	27	ot[W]	2004 h	28	17	[W]	2007	24	13	[W]	2007	24	10	[W]
1977	10	17	[L]	1991 h	17	10	[W]	2004	19	14	[W]	2007 h	24	10	[W]	2007 h	24	10	[W]
1978	28	3	[W]	1992 h	20	0	[W]	2005	27	13	[W]	2008	38	10	[W]	2008	38	10	[W]
1978 h	7	6	[W]	1992	21	9	[W]	2005 h	31	38	[L]	2008 h	27	10	[W]	2008 h	27	10	[W]
1979	10	34	[L]	1993 h	34	7	[W]	2005*	31	17	[W]	2009	20	23	[L]	2009 h	12	18	[L]
1979 h	37	17	[W]	1993	24	16	[W]	2006 h	20	28	[L]	2010	27	21	[W]	2010	27	21	[W]
1980	28	30	[L]	1994 h	14	10	[W]	2006 h	20	28	[L]	2010 h	23	7	[W]	2010 h	23	7	[W]
1980 h	16	17	[L]	1994	38	15	[W]	2007	24	13	[W]								
1981	7	34	[L]	1995 h	9	27	[L]	2007 h	24	10	[W]								
1981 h	10	17	[L]	1995	49	31	[W]	2008	38	10	[W]								
1982 h	26	20	ot[W]	1996 h	20	10	[W]	2008 h	27	10	[W]								
1983	24	14	[W]	1996	24	34	[L]	2009	20	23	[L]								
1983 h	10	23	[L]	1997	26	10	[W]	2009 h	12	18	[L]								



## CLEVELAND BROWNS

Steelers won 62, lost 56 (Home: 39-21, Road: 23-35)

STEELERS			BROWNS			STEELERS			BROWNS			STEELERS			BROWNS				
1950 h	17	30	[L]	1953 h	16	20	[L]	1957 h	12	23	[L]	1957 h	12	23	[L]	1958 h	12	45	[L]
1950	7	45	[L]	1954 h	55	27	[W]	1957	0	24	[L]	1958 h	12	45	[L]	1958	10	27	[L]
1951	0	17	[L]	1954	7	42	[L]	1958	10	27	[L]	1959 h	17	7	[W]	1959 h	17	7	[W]
1951 h	0	28	[L]	1955	14	41	[L]	1959	21	20	[W]	1959 h	17	7	[W]	1959 h	17	7	[W]
1952 h	20	21	[L]	1955 h	7	30	[L]	1960	20	28	[L]								
1952	28	29	[L]	1956 h	10	14	[L]												
1953	16	34	[L]	1956	24	16	[W]												

+ Playoff Bowl • \* Playoff Game • \*\* AFC Championship Game • \*\*\* Super Bowl

## STEELERS VS. NFL OPPONENTS

[ALL-TIME RECORD: 579-533-21]



### CLEVELAND BROWNS *(Continued)*

**Steelers won 62, lost 56** (Home: 39-21, Road: 23-35)

STEELERS	BROWNS		STEELERS	BROWNS		STEELERS	BROWNS				
1960 h	14	10	[W]	1976	16	18	[L]	1992 h	23	13	[W]
1961 h	28	30	[L]	1977	28	14	[W]	1993	23	28	[L]
1961	17	13	[W]	1977 h	35	31	[W]	1993 h	16	9	[W]
1962 h	14	41	[L]	1978 h	15	9	ot[W]	1994	17	10	[W]
1962	14	35	[L]	1978	34	14	[W]	1994 h	17	7	[W]
1963	23	35	[L]	1979	51	35	[W]	1994 h*	29	9	[W]
1963 h	9	7	[W]	1979 h	33	30	ot[W]	1995 h	20	3	[W]
1964	23	7	[W]	1980	26	27	[L]	1995	20	17	[W]
1964 h	17	30	[L]	1980 h	16	13	[W]	1999	43	0	[W]
1965	19	24	[L]	1981 h	13	7	[W]	1999 h	15	16	[L]
1965 h	21	42	[L]	1981	32	10	[W]	2000	20	23	[L]
1966	10	41	[L]	1982	9	10	[L]	2000 h	22	0	[W]
1966 h	16	6	[W]	1982 h	37	21	[W]	2001	15	12	ot[W]
1967	10	21	[L]	1983 h	44	17	[W]	2001 h	28	7	[W]
1967 h	14	34	[L]	1983	17	30	[L]	2002 h	16	13	ot[W]
1968	24	31	[L]	1984	10	20	[L]	2002	23	20	[W]
1968 h	24	45	[L]	1984 h	23	20	[W]	2002 h*	36	33	[W]
1969	31	42	[L]	1985	7	17	[L]	2003 h	13	33	[L]
1969 h	3	24	[L]	1985 h	10	9	[W]	2003	13	6	[W]
1970	7	15	[L]	1986 h	24	27	[L]	2004 h	34	23	[W]
1970 h	28	9	[W]	1986	31	37	ot[L]	2004	24	10	[W]
1971	17	27	[L]	1987	10	34	[L]	2005 h	34	21	[W]
1971 h	26	9	[W]	1987 h	13	19	[L]	2005	41	0	[W]
1972	24	26	[L]	1988 h	9	23	[L]	2006	24	20	[W]
1972 h	30	0	[W]	1988	7	27	[L]	2006 h	27	7	[W]
1973 h	33	6	[W]	1989 h	0	51	[L]	2007	34	7	[W]
1973	16	21	[L]	1989	17	7	[W]	2007 h	31	28	[W]
1974 h	20	16	[W]	1990	3	13	[L]	2008	10	6	[W]
1974	26	16	[W]	1990 h	35	0	[W]	2008 h	31	0	[W]
1975	42	6	[W]	1991	14	17	[L]	2009 h	27	14	[W]
1975 h	31	17	[W]	1991 h	17	10	[W]	2009	6	13	[L]
1976 h	31	14	[W]	1992	9	17	[L]	2010 h	28	10	[W]
								2010	41	9	[W]



### DALLAS COWBOYS

**Steelers won 15, lost 15** (Home: 8-6, Road: 5-8, Neutral: 2-1)

STEELERS	COWBOYS		STEELERS	COWBOYS		STEELERS	COWBOYS				
1960	35	28	[W]	1965	17	24	[L]	1979 h	14	3	[W]
1961	24	27	[L]	1966	21	52	[L]	1982	36	28	[W]
1961 h	37	7	[W]	1966 h	7	20	[L]	1985	13	27	[L]
1962	30	28	[W]	1967 h	21	24	[L]	1988 h	24	21	[W]
1962 h	27	42	[L]	1968	7	28	[L]	1991	10	20	[L]
1963 h	27	21	[W]	1969 h	7	10	[L]	1994 h	9	26	[L]
1963	24	19	[W]	1972	13	17	[L]	1995***	17	27	[L]
1964 h	23	17	[W]	1975***	21	17	[W]	1997 h	7	37	[L]
1964	14	17	[L]	1977 h	28	13	[W]	2004	24	20	[W]
1965 h	22	13	[W]	1978***	35	31	[W]	2008 h	20	13	[W]



### DENVER BRONCOS

**Steelers won 10, lost 16, tied 1** (Home: 5-7, Road: 5-9-1)

STEELERS	BRONCOS		STEELERS	BRONCOS		STEELERS	BRONCOS				
1970	13	16	[L]	1979 h	42	7	[W]	1991	13	20	[L]
1971 h	10	22	[L]	1983 h	10	14	[L]	1993	13	37	[L]
1973 h	13	23	[L]	1984*	24	17	[W]	1997 h	35	24	[W]
1974	35	35	ot[T]	1985 h	23	31	[L]	1997 h**	21	24	[L]
1975 h	20	9	[W]	1986 h	10	21	[L]	2003	14	17	[L]
1977	7	21	[L]	1988 h	39	21	[W]	2005**	34	17	[W]
1977*	21	34	[L]	1989	7	34	[L]	2006 h	20	31	[L]
1978	21	17	[W]	1989*	23	24	[L]	2007	28	31	[L]
1978 h*	33	10	[W]	1990	34	17	[W]	2009	28	10	[W]

+ Playoff Bowl • \* Playoff Game • \*\* AFC Championship Game • \*\*\* Super Bowl



## STEELERS VS. NFL OPPONENTS

[ALL-TIME RECORD: 579-533-21]



## DETROIT LIONS

Steelers won 16, lost 17, tied 1 (Home: 11-3-1, Road: 5-13, Neutral: 0-1)

STEELERS			LIONS			STEELERS			LIONS			STEELERS			LIONS																																																																																																																								
1934	7	40	[L]	1948	14	17	[L]	1967	24	14	[W]	1936	3	28	[L]	1949 h	14	7	[W]	1969 h	16	13	[W]	1937	3	7	[L]	1950	7	10	[L]	1973 h	24	10	[W]	1938	7	16	[L]	1952 h	6	31	[L]	1983	3	45	[L]	1940	10	7	[W]	1953	21	38	[L]	1986 h	27	17	[W]	1942	35	7	[W]	1955 h	28	31	[L]	1989	23	3	[W]	1943 h	35	34	[W]	1956	7	45	[L]	1992 h	17	14	[W]	1944 h	6	27	[L]	1959 h	10	10	[T]	1995 h	23	20	[W]	1944	7	21	[L]	1962	7	45	[L]	1998	16	19	ot[L]	1946	7	17	[L]	1962+	10	17	[L]	2001 h	47	14	[W]	1947 h	17	10	[W]	1966 h	17	3	[W]	2005 h	35	21	[W]	2009	28	20	[W]



## GREEN BAY PACKERS

Steelers won 14, lost 22 (Home: 7-9, Road: 7-12, Neutral: 0-1)

STEELERS			PACKERS			STEELERS			PACKERS			STEELERS			PACKERS																																																																																																																																				
1933	0	47	[L]	1946	7	17	[W]	1967	24	17	[W]	1935	0	27	[L]	1947	18	17	[W]	1969 h	34	38	[L]	1935 h	14	34	[L]	1948 h	38	7	[W]	1970 h	12	20	[L]	1936	10	42	[L]	1949	30	7	[W]	1975	16	13	[W]	1938	0	20	[L]	1951	33	35	[L]	1980 h	22	20	[W]	1940	3	24	[L]	1951 h	28	7	[W]	1983	25	21	[W]	1941 h	7	54	[L]	1953 h	31	14	[W]	1986 h	27	3	[W]	1942	21	24	[L]	1954	21	20	[W]	1992	3	17	[L]	1943 h	28	38	[L]	1957 h	10	27	[L]	1995	19	24	[L]	1944	7	34	[L]	1960 h	13	19	[L]	1998 h	27	20	[W]	1944 h	20	35	[L]	1963	14	33	[L]	2005	20	10	[W]	1946	7	17	[L]	1965 h	9	41	[L]	2009 h	37	36	[W]	2010***	25	31	[L]



## HOUSTON TEXANS

Steelers won 2, lost 1 (Home: 1-1, Road: 1-0)

STEELERS			TEXANS			STEELERS			TEXANS			STEELERS			TEXANS		
2002 h	6	24	[L]	2005	27	7	[W]	2008	38	17	[W]						



## INDIANAPOLIS COLTS

Steelers won 19, lost 6 (Home: 13-1, Road: 6-5)

STEELERS			COLTS			STEELERS			COLTS			STEELERS			COLTS																																																																																				
1950 h	17	7	[W]	1978 h	35	13	[W]	1992 h	30	14	[W]	1957	19	13	[W]	1979 h	17	13	[W]	1994 h	31	21	[W]	1968 h	7	41	[L]	1980	20	17	[W]	1995 h**	20	16	[W]	1971	21	34	[L]	1983	24	13	[W]	1996 h*	42	14	[W]	1974 h	30	0	[W]	1984	16	17	[L]	1997 h	24	22	[W]	1975 h*	28	10	[W]	1985 h	45	3	[W]	2002 h	28	10	[W]	1976*	40	14	[W]	1987 h	21	7	[W]	2005	7	26	[L]	1977	21	31	[L]	1991	21	3	[W]	2005*	21	18	[W]	2008	20	24	[L]

Franchise moved from Baltimore to Indianapolis after 1983 season.



## JACKSONVILLE JAGUARS

Steelers won 9, lost 12 (Home: 5-5, Road: 4-7)

STEELERS			JAGUARS			STEELERS			JAGUARS			STEELERS			JAGUARS																																																																				
1995	16	20	[L]	1998	3	21	[L]	2002	25	23	[W]	1995 h	24	7	[W]	1999 h	3	17	[L]	2004	17	16	[W]	1996	9	24	[L]	1999	6	20	[L]	2005 h	17	23	ot[L]	1996 h	28	3	[W]	2000	23	13	[W]	2006	0	9	[L]	1997	21	30	[L]	2000 h	24	34	[L]	2007 h	22	29	[L]	1997 h	23	17	ot[W]	2001	3	21	[L]	2007 h*	29	31	[L]	1998 h	30	15	[W]	2001 h	20	7	[W]	2008	26	21	[W]

+ Playoff Bowl • \* Playoff Game • \*\* AFC Championship Game • \*\*\* Super Bowl

## STEELERS VS. NFL OPPONENTS

[ALL-TIME RECORD: 579-533-21]



## KANSAS CITY CHIEFS

Steelers won 17, lost 10 (Home: 8-4, Road: 9-6)

	STEELERS	CHIEFS		STEELERS	CHIEFS		STEELERS	CHIEFS			
1970 h	14	31	[L]	1981 h	33	37	[L]	1993*	24	27	ot[L]
1971	16	38	[L]	1982 h	35	14	[W]	1996	17	7	[W]
1972 h	16	7	[W]	1984 h	27	37	[L]	1997	10	13	[L]
1974	34	24	[W]	1985	36	28	[W]	1998	20	13	[W]
1975 h	28	3	[W]	1986 h	19	24	[L]	1999	19	35	[L]
1976	45	0	[W]	1987	17	16	[W]	2001	20	17	[W]
1978 h	27	24	[W]	1988 h	16	10	[W]	2003	20	41	[L]
1979	30	3	[W]	1989 h	23	17	[W]	2006 h	45	7	[W]
1980 h	21	16	[W]	1992	27	3	[W]	2009	24	27	ot[L]



## MIAMI DOLPHINS

Steelers won 13, lost 11 (Home: 7-3, Road: 6-8)

	STEELERS	DOLPHINS		STEELERS	DOLPHINS		STEELERS	DOLPHINS			
1971	21	24	[L]	1984**	28	45	[L]	1995	10	23	[L]
1972 h**	17	21	[L]	1985	20	24	[L]	1996	24	17	[W]
1973	26	30	[L]	1987	24	35	[L]	1998	0	21	[L]
1976 h	14	3	[W]	1988 h	40	24	[W]	2004	13	3	[W]
1979 h*	34	14	[W]	1989	34	14	[W]	2006 h	28	17	[W]
1980 h	23	10	[W]	1990 h	6	28	[L]	2007 h	3	0	[W]
1981	10	30	[L]	1993	21	20	[W]	2009	30	24	[W]
1984 h	7	31	[L]	1994 h	16	13	ot[W]	2010	23	22	[W]



## MINNESOTA VIKINGS

Steelers won 8, lost 8 (Home: 5-4, Road: 2-4, Neutral: 1-0)

	STEELERS	VIKINGS		STEELERS	VIKINGS		STEELERS	VIKINGS			
1962 h	39	31	[W]	1974***	16	6	[W]	1989 h	27	14	[W]
1964	10	30	[L]	1976	6	17	[L]	1992 h	3	6	[L]
1967 h	27	41	[L]	1980	23	17	[W]	1995 h	24	44	[L]
1969	14	52	[L]	1983 h	14	17	[L]	2001 h	21	16	[W]
1972 h	23	10	[W]	1986	7	31	[L]	2005	18	3	[W]
								2009 h	27	17	[W]



## NEW ENGLAND PATRIOTS

Steelers won 14, lost 11 (Home: 10-8, Road: 4-3)

	STEELERS	PATRIOTS		STEELERS	PATRIOTS		STEELERS	PATRIOTS			
1972 h	33	3	[W]	1989 h	28	10	[W]	1998 h	9	23	[L]
1974	21	17	[W]	1990 h	24	3	[W]	2001 h**	17	24	[L]
1976 h	27	30	[L]	1991 h	20	6	[W]	2002	14	30	[L]
1979	16	13	ot[W]	1993 h	17	14	[W]	2004 h	34	20	[W]
1981 h	27	21	ot[W]	1995 h	41	27	[W]	2004 h**	27	41	[L]
1982 h	37	14	[W]	1996*	3	28	[L]	2005 h	20	23	[L]
1983 h	23	28	[L]	1997	24	21	ot[W]	2007	13	34	[L]
1986 h	0	34	[L]	1997 h*	7	6	[W]	2008	33	10	[W]
								2010 h	26	39	[L]



## NEW ORLEANS SAINTS

Steelers won 7, lost 7 (Home: 3-2, Road: 4-5)

	STEELERS	SAINTS		STEELERS	SAINTS		STEELERS	SAINTS			
1967	14	10	[W]	1978 h	20	14	[W]	1990	9	6	[W]
1968 h	12	16	[L]	1981	20	6	[W]	1993 h	37	14	[W]
1968	14	24	[L]	1984	24	27	[L]	2002	29	32	[L]
1969	24	27	[L]	1987 h	16	20	[L]	2006 h	38	31	[W]
1974	28	?	[W]					2010	10	20	[L]

+ Eastern Conference Playoff • \* Playoff Game • \*\* AFC Championship Game • \*\*\* Super Bowl



## STEELERS VS. NFL OPPONENTS

[ALL-TIME RECORD: 579-533-21]



## NEW YORK GIANTS

Steelers won 29, lost 46, tied 3 (Home: 14-22-3, Road: 15-24)

	STEELERS	GIANTS		STEELERS	GIANTS		STEELERS	GIANTS			
1933 h	2	23	[L]	1947	38	21	[W]	1960	24	27	[L]
1933	3	27	[L]	1947 h	24	7	[W]	1961 h	14	17	[L]
1934 h	12	14	[L]	1948	27	34	[L]	1961	21	42	[L]
1934	7	17	[L]	1948 h	38	28	[W]	1962 h	27	31	[L]
1935 h	7	42	[L]	1949 h	28	7	[W]	1962	20	17	[W]
1935	0	13	[L]	1949	21	17	[W]	1963 h	31	0	[W]
1936 h	10	7	[W]	1950 h	7	18	[L]	1963	17	33	[L]
1937 h	7	10	[L]	1950	17	6	[W]	1964 h	27	24	[W]
1937	0	17	[L]	1951 h	13	13	[T]	1964	44	17	[W]
1938 h	14	27	[L]	1951	0	14	[L]	1965 h	13	23	[L]
1938	13	10	[W]	1952 h	63	7	[W]	1965	10	35	[L]
1939 h	7	14	[L]	1953 h	24	14	[W]	1966 h	34	34	[T]
1939	7	23	[L]	1953	14	10	[W]	1966	47	28	[W]
1940 h	10	10	[T]	1954 h	6	30	[L]	1967 h	24	27	[L]
1940	0	12	[L]	1954	3	24	[L]	1967	20	28	[L]
1941 h	10	37	[L]	1955 h	30	23	[W]	1968 h	20	34	[L]
1941	7	28	[L]	1955	19	17	[W]	1969	7	10	[L]
1942 h	13	10	[W]	1956	10	38	[L]	1969 h	17	21	[L]
1942	17	9	[W]	1956 h	14	17	[L]	1971 h	17	13	[W]
1943 h	28	14	[W]	1957	0	35	[L]	1976	27	0	[W]
1943	14	42	[L]	1957 h	21	10	[W]	1985	10	28	[L]
1944	0	23	[L]	1958	6	17	[L]	1991 h	20	23	[L]
1945 h	6	34	[L]	1958 h	31	10	[W]	1994	10	6	[W]
1945	21	7	[W]	1959 h	16	21	[L]	2000	10	30	[L]
1946 h	14	17	[L]	1959	14	9	[W]	2004	33	30	[W]
1946	0	7	[L]	1960 h	17	19	[L]	2008 h	14	21	[L]



## NEW YORK JETS

Steelers won 17, lost 4 (Home: 8-1, Road: 9-3)

	STEELERS	JETS		STEELERS	JETS		STEELERS	JETS			
1970 h	21	17	[W]	1984	23	17	[W]	2001 h	18	7	[W]
1973 h	26	14	[W]	1986	45	24	[W]	2003	0	6	[L]
1975	20	7	[W]	1988	20	24	[L]	2004 h	17	6	[W]
1977	23	20	[W]	1989	13	0	[W]	2004 h*	20	17	ot[W]
1978	28	17	[W]	1990	24	7	[W]	2007	16	19	ot[L]
1981 h	38	10	[W]	1992 h	27	10	[W]	2010 h	17	22	[L]
1983	34	7	[W]	2000	20	3	[W]	2010 h**	24	19	[W]



## OAKLAND RAIDERS

Steelers won 12, lost 13 (Home: 7-5, Road: 5-8)

	STEELERS	RAIDERS		STEELERS	RAIDERS		STEELERS	RAIDERS			
1970	14	31	[L]	1976	28	31	[L]	1994	21	3	[W]
1972 h	34	28	[W]	1976**	7	24	[L]	1995	29	10	[W]
1972 h*	13	7	[W]	1977 h	7	16	[L]	2000 h	21	20	[W]
1973	17	9	[W]	1980 h	34	45	[L]	2002 h	17	30	[L]
1973*	14	33	[L]	1981	27	30	[L]	2003 h	27	7	[W]
1974 h	0	17	[L]	1983*	10	38	[L]	2004 h	24	21	[W]
1974**	24	13	[W]	1984	13	7	[W]	2006	13	20	[L]
1975 h**	16	10	[W]	1990	3	20	[L]	2009 h	24	27	[L]
								2010 h	35	3	[W]

Franchise moved from Oakland to Los Angeles after 1981 season, and moved back to Oakland after 1994 season

+ Playoff Bowl • \* Playoff Game • \*\* AFC Championship Game • \*\*\* Super Bowl

## STEELERS VS. NFL OPPONENTS

[ALL-TIME RECORD: 579-533-21]



### PHILADELPHIA EAGLES

**Steelers won 26, lost 47, tied 3** (Home: 17-19-1, Road: 8-26-2, Neutral: 1-2)

STEELERS			EAGLES			STEELERS			EAGLES			STEELERS			EAGLES		
1933	6	25	[L]	1947 h +	0	21	[L]	1960 h	27	21	[W]						
1934 h	0	17	[L]	1948 h	7	34	[L]	1961	16	21	[L]						
1934	9	7	[W]	1948	0	17	[L]	1961 h	24	35	[L]						
1935	17	7	[W]	1949 h	7	38	[L]	1962 h	13	7	[W]						
1935 h	6	17	[L]	1949	17	34	[L]	1962	26	17	[W]						
1936 h	17	0	[W]	1950 h	10	17	[L]	1963	21	21	[T]						
1936 1	6	0	[W]	1950	9	7	[W]	1963 h	20	20	[T]						
1937 h	27	14	[W]	1951 h	13	34	[L]	1964	7	21	[L]						
1937 h	16	7	[W]	1951	17	13	[W]	1964 h	10	34	[L]						
1938 2	7	27	[L]	1952 h	25	31	[L]	1965	20	14	[W]						
1938 3	7	14	[L]	1952	21	26	[L]	1965 h	13	47	[L]						
1939	14	17	[L]	1953	7	23	[L]	1966 h	14	31	[L]						
1939 h	24	12	[W]	1953 h	7	35	[L]	1966	23	27	[L]						
1940 h	7	3	[W]	1954	22	24	[L]	1967	24	34	[L]						
1940	0	7	[L]	1955 h	13	7	[W]	1968 h	6	3	[W]						
1941 h	7	10	[L]	1955	0	24	[L]	1969	27	41	[L]						
1941	7	7	[T]	1956 h	21	35	[L]	1970	20	30	[L]						
1942 h	14	24	[L]	1956	7	14	[L]	1974 h	27	0	[W]						
1942	14	0	[W]	1957 h	6	0	[W]	1979	14	17	[L]						
1945 h	3	45	[L]	1957	6	7	[L]	1988 h	26	27	[L]						
1945	6	30	[L]	1958 h	24	3	[W]	1991	14	23	[L]						
1946 h	10	7	[W]	1958	31	24	[W]	1994 h	14	3	[W]						
1946	7	10	[L]	1959	24	28	[L]	1997	20	23	[L]						
1947 h	35	24	[W]	1959 h	31	0	[W]	2000 h	23	26	ot[L]						
1947	0	21	[L]	1960	7	34	[L]	2004 h	27	3	[W]						
								2008	6	15	[L]						

1-Johnstown, Pa., 2-Buffalo, N.Y., 3-Charleston, W.V.



### ST. LOUIS RAMS

**Steelers won 7, lost 17, tied 2** (Home: 5-6-1, Road: 1-11-1, Neutral: 1-0)

STEELERS			RAMS			STEELERS			RAMS			STEELERS			RAMS		
1938	7	13	[L]	1952	14	28	[L]	1978	7	10	[L]						
1939	14	14	[T]	1955	26	27	[L]	1979***	31	19	[W]						
1941	14	17	[L]	1956 h	30	13	[W]	1981 h	24	0	[W]						
1944 h	28	30	[L]	1961	14	24	[L]	1984 h	24	14	[W]						
1944 h	6	33	[L]	1964 h	14	26	[L]	1987	21	31	[L]						
1947 h	7	48	[L]	1968	10	45	[L]	1990 h	41	10	[W]						
1948	14	31	[L]	1971 h	14	23	[L]	1993	0	27	[L]						
1949 h	7	7	[T]	1975	3	10	[L]	1996 h	42	6	[W]						
								2003 h	21	33	[L]						
								2007	41	24	[W]						

Franchise moved from Cleveland to Los Angeles after 1945 season.

Franchise moved to St. Louis after 1994 season.



### SAN DIEGO CHARGERS

**Steelers won 22, lost 8** (Home: 15-2, Road: 7-6)

STEELERS			CHARGERS			STEELERS			CHARGERS			STEELERS			CHARGERS		
1971 h	21	17	[W]	1984 h	52	24	[W]	1994 h**	13	17	[L]						
1972	24	2	[W]	1985	44	54	[L]	1995 h	31	16	[W]						
1973 h	38	21	[W]	1987	20	16	[W]	1996 h	16	3	[W]						
1975	37	0	[W]	1988	14	20	[L]	2000	34	21	[W]						
1976 h	23	0	[W]	1989 h	20	17	[W]	2003 h	40	24	[W]						
1977	10	9	[W]	1990 h	36	14	[W]	2005	24	22	[W]						
1979	7	35	[L]	1991 h	26	20	[W]	2006	13	23	[L]						
1980	17	26	[L]	1992	23	6	[W]	2008 h	11	10	[W]						
1982 h*	28	31	[L]	1993 h	16	3	[W]	2008 h*	35	24	[W]						
1983 h	26	3	[W]	1994	34	37	[L]	2009 h	38	28	[W]						

Franchise moved from Los Angeles to San Diego after 1960 season.

+ Playoff Bowl • \* Playoff Game • \*\* AFC Championship Game • \*\*\* Super Bowl



## STEELERS VS. NFL OPPONENTS

[ALL-TIME RECORD: 579-533-21]



## SAN FRANCISCO 49ERS

Steelers won 9, lost 10 (Home: 4-5, Road: 5-5)

STEELERS				49ERS			
1951 h	24	28	[L]	1968 h	28	45	[L]
1952	24	7	[W]	1973	37	14	[W]
1954	3	31	[L]	1977 h	27	0	[W]
1958	20	23	[L]	1978	24	7	[W]
1961 h	20	10	[W]	1981 h	14	17	[L]
1965	17	27	[L]	1984	20	17	[W]
				1987 h	30	17	[W]
				1990	7	27	[L]
				1993 h	13	24	[L]
				1996 h	15	25	[L]
				1999	27	6	[W]
				2003	14	30	[L]
				2007 h	37	16	[W]



## SEATTLE SEAHAWKS

Steelers won 8, lost 8 (Home: 6-2, Road: 1-6, Neutral: 1-0)

STEELERS			SEAHAWKS				
1977 h	30	20	[W]	1986	0	30	[L]
1978 h	21	10	[W]	1987 h	13	9	[W]
1981	21	24	[L]	1991 h	7	27	[L]
1982	0	16	[L]	1992 h	20	14	[W]
1983	27	21	[W]	1993	6	16	[L]
				1994	13	30	[L]
				1998 h	13	10	[W]
				1999 h	10	29	[L]
				2003	16	23	[L]
				2005***	21	10	[W]
				2007 h	21	0	[W]



## TAMPA BAY BUCCANEERS

Steelers won 8, lost 1 (Home: 3-0, Road: 5-1)

STEELERS			BUCCANEERS				
1976 h	42	0	[W]	1983 h	17	12	[W]
1980	24	21	[W]	1989	31	22	[W]
				1998	3	16	[L]
				2001	17	10	[W]
				2002	17	7	[W]
				2006 h	20	3	[W]
				2010	38	13	[W]



## TENNESSEE TITANS

Steelers won 43, lost 30 (Home: 25-10, Road: 18-20)

STEELERS				TITANS			
1970 h	7	19	[L]	1981 h	26	13	[W]
1970	7	3	[W]	1981	20	21	[L]
1971 h	23	16	[W]	1982	24	10	[W]
1971	3	29	[L]	1983	40	28	[W]
1972 h	24	7	[W]	1983 h	17	10	[W]
1972	9	3	[W]	1984 h	35	7	[W]
1973	36	7	[W]	1984	20	23	ot[L]
1973 h	33	7	[W]	1985 h	20	0	[W]
1974	13	7	[W]	1985	30	7	[W]
1974 h	10	13	[L]	1986	22	16	ot[W]
1975 h	24	17	[W]	1986 h	21	10	[W]
1975	32	9	[W]	1987 h	3	23	[L]
1976 h	32	16	[W]	1987	16	24	[L]
1976	21	0	[W]	1988 h	14	34	[L]
1977	10	27	[L]	1988	37	34	[W]
1977 h	27	10	[W]	1989	0	27	[L]
1978 h	17	24	[L]	1989 h	16	23	[L]
1978	13	3	[W]	1989*	26	23	ot[W]
1978 h**	34	5	[W]	1990 h	20	9	[W]
1979 h	38	7	[W]	1990	14	34	[L]
1979	17	20	[L]	1991 h	26	14	[W]
1979 h**	27	13	[W]	1991	6	31	[L]
1980 h	31	17	[W]	1992	29	24	[W]
1980	0	6	[L]	1992 h	21	20	[W]
				1993	3	23	[L]
				1993 h	17	26	[L]
				1994 h	30	14	[W]
				1994	12	9	ot[W]
				1995	34	17	[W]
				1995 h	21	7	[W]
				1996 h	30	16	[W]
				1996	13	23	[L]
				1997 h	37	24	[W]
				1997	6	16	[L]
				1998 h	31	41	[L]
				1998	14	23	[L]
				1999	10	16	[L]
				1999 h	36	47	[L]
				2000 h	20	23	[L]
				2000	7	9	[L]
				2001 h	34	7	[W]
				2001	34	24	[W]
				2002	23	31	[L]
				2002*	31	34	ot[L]
				2003	13	30	[L]
				2005 h	34	7	[W]
				2008	14	31	[L]
				2009 h	13	10	ot[W]
				2010	19	11	[W]

Franchise moved from Houston to Tennessee after 1996 season. Franchise changed from Oilers to Titans after 1998 season.

+ Playoff Bowl • \* Playoff Game • \*\* AFC Championship Game • \*\*\* Super Bowl

## STEELERS VS. NFL OPPONENTS

[ALL-TIME RECORD: 579-533-21]

WASHINGTON REDSKINS *(Continued)*

Steelers won 32, lost 43, tied 4 (Home: 19-22-1, Road: 13-21-3)

	STEELERS	REDSKINS		STEELERS	REDSKINS		STEELERS	REDSKINS			
1933 h	6	21	[L]	1946 h	14	7	[W]	1959	27	6	[W]
1933	16	14	[W]	1947	26	27	[L]	1960	27	27	[T]
1934 h	0	7	[L]	1947 h	21	14	[W]	1960 h	22	10	[W]
1934	0	39	[L]	1948	14	17	[L]	1961 h	20	0	[W]
1935 h	6	0	[W]	1948 h	10	7	[W]	1961	30	14	[W]
1935	3	13	[L]	1949 h	14	27	[L]	1962 h	23	21	[W]
1936 h	10	0	[W]	1949	14	27	[L]	1962	27	24	[W]
1936	0	30	[L]	1950	26	7	[W]	1963 h	38	27	[W]
1937	20	34	[L]	1950 h	7	24	[L]	1963	34	28	[W]
1937 h	21	13	[W]	1951 h	7	22	[L]	1964 h	0	30	[L]
1938 h	0	7	[L]	1951	20	10	[W]	1964	14	7	[W]
1938	0	15	[L]	1952 h	24	28	[L]	1965 h	3	31	[L]
1939	14	44	[L]	1952	24	23	[W]	1965	14	35	[L]
1939 h	14	21	[L]	1953 h	9	17	[L]	1966 h	27	33	[L]
1940 h	10	40	[L]	1953	14	13	[W]	1966	10	24	[L]
1940	10	37	[L]	1954 h	37	7	[W]	1967 h	10	15	[L]
1941 h	20	24	[L]	1954	14	17	[L]	1968	13	16	[L]
1941	3	23	[L]	1955 h	14	23	[L]	1969 h	7	14	[L]
1942	14	28	[L]	1955	17	28	[L]	1973 h	21	16	[W]
1942 h	0	14	[L]	1956 h	30	13	[W]	1979 h	38	7	[W]
1943 h	14	14	[T]	1956	23	0	[W]	1985 h	23	30	[L]
1943	27	14	[W]	1957 h	28	7	[W]	1988	29	30	[L]
1944	20	42	[L]	1957	3	10	[L]	1991 h	14	41	[L]
1945 h	0	14	[L]	1958 h	24	16	[W]	1997 h	14	13	[W]
1945	0	24	[L]	1958	14	14	[T]	2000 h <sup>^</sup>	24	3	[W]
1946	14	14	[T]	1959 h	17	23	[L]	2004 h	16	7	[W]
								2008	23	6	[W]

Franchise moved from Boston to Washington after 1936 season.

^Final Game at Three Rivers Stadium • \*Playoff Game • \*\*AFC Championship Game • \*\*\*Super Bowl

† Includes Super Bowl Win • ‡ Includes Super Bowl Loss • # Includes Playoffs



## STEELERS VS. NFL OPPONENTS

[ALL-TIME RECORD: 579-533-21]

STEELERS VS. AFC *Year-by-year results from 1970*

	HOME	AWAY	OVERALL		HOME	AWAY	OVERALL		HOME	AWAY	OVERALL
1970	4-2	1-4	5-6	1984	4-2	3-5 <sup>#</sup>	7-7 <sup>#</sup>	1998	3-3	2-4	5-7
1971	4-1	1-5	5-6	1985	4-2	2-4	6-6	1999	0-6	3-4	3-10
1972	7-1 <sup>#</sup>	3-2	10-3 <sup>#</sup>	1986	2-4	2-4	4-8	2000	3-3	5-2	8-5
1973	5-1	2-4 <sup>#</sup>	7-5 <sup>#</sup>	1987	3-2	3-3	6-5	2001	7-1 <sup>#</sup>	5-2	12-3 <sup>#</sup>
1974	4-2 <sup>#</sup>	5-1-1 <sup>#</sup>	9-3-1 <sup>#</sup>	1988	3-3	1-5	4-8	2002	5-2 <sup>#</sup>	4-3 <sup>#</sup>	9-5 <sup>#</sup>
1975	7-1 <sup>#</sup>	5-0	12-1 <sup>#</sup>	1989	3-3	4-4 <sup>#</sup>	7-7 <sup>#</sup>	2003	3-3	2-4	5-7
1976	6-1	4-3 <sup>*</sup>	10-4 <sup>#</sup>	1990	4-2	2-4	6-6	2004	7-1 <sup>#</sup>	5-1	12-2 <sup>#</sup>
1977	4-1	3-5 <sup>#</sup>	7-6 <sup>#</sup>	1991	5-1	2-4	7-5	2005	3-3	7-2 <sup>#</sup>	10-5 <sup>#</sup>
1978	7-1 <sup>#</sup>	6-0	13-1 <sup>#</sup>	1992	6-1 <sup>#</sup>	4-2	10-3 <sup>#</sup>	2006	3-3	2-4	5-7
1979	8-0 <sup>#</sup>	3-3	11-3 <sup>#</sup>	1993	5-1	2-5 <sup>#</sup>	7-6 <sup>#</sup>	2007	5-2 <sup>#</sup>	2-4	7-6 <sup>#</sup>
1980	4-2	1-5	5-7	1994	7-1 <sup>#</sup>	4-2	11-3 <sup>#</sup>	2008	7-1 <sup>#</sup>	5-1	12-2 <sup>#</sup>
1981	4-2	1-5	5-7	1995	9-1 <sup>#</sup>	4-2	13-3 <sup>#</sup>	2009	4-2	2-4	6-6
1982	4-1 <sup>#</sup>	1-3	5-4 <sup>#</sup>	1996	7-0 <sup>#</sup>	2-5 <sup>#</sup>	9-5 <sup>#</sup>	2010	5-3 <sup>#</sup>	6-0	11-3 <sup>#</sup>
1983	3-3	5-2	8-5	1997	7-1 <sup>#</sup>	3-3	10-4 <sup>#</sup>	<b>TOTAL:</b>	<b>195-76</b>	<b>129-129-1</b>	<b>324-205-1</b>

STEELERS VS. NFC *Year-by-year results from 1970*

	HOME	AWAY	OVERALL		HOME	AWAY	OVERALL		HOME	AWAY	OVERALL
1970	0-1	0-2	0-3	1984	2-0	1-1	3-1	1998	2-0	0-2	2-2
1971	1-1	0-1	1-2	1985	1-1	0-2	1-3	1999	2-0	1-0	3-0
1972	1-0	1-1	2-1	1986	2-0	0-2	2-2	2000	1-1	0-1	1-2
1973	2-0	1-0	3-0	1987	1-1	1-1	2-2	2001	2-0	1-0	3-0
1974	2-0	1-0	4-0 <sup>†</sup>	1988	1-1	0-2	1-3	2002	1-0-1	1-1	2-1-1
1975	1-0	1-1	3-1 <sup>†</sup>	1989	1-1	2-0	3-1	2003	1-1	0-2	1-3
1976	0-0	1-1	1-1	1990	2-0	1-1	3-1	2004	2-0	2-0	4-0
1977	2-0	0-0	2-0	1991	0-2	0-2	0-4	2005	2-0	2-0	5-0 <sup>†</sup>
1978	2-0	1-1	4-1 <sup>†</sup>	1992	1-1	0-2	1-3	2006	2-0	1-1	3-1
1979	2-0	1-1	4-1 <sup>†</sup>	1993	1-1	1-1	2-2	2007	2-0	1-1	3-1
1980	2-0	2-0	4-0	1994	1-1	1-1	2-2	2008	1-1	1-1	3-2 <sup>†</sup>
1981	1-1	2-0	3-1	1995	1-1	1-1	2-3 <sup>†</sup>	2009	2-0	1-1	3-1
1982	0-0	1-0	1-0	1996	1-1	1-1	2-2	2010	2-0	1-1	3-2 <sup>†</sup>
1983	1-1	1-1	2-2	1997	1-1	1-1	2-2	<b>TOTAL:</b>	<b>55-19-1</b>	<b>36-37</b>	<b>97-58-1</b>

^Final Game at Three Rivers Stadium • \*Playoff Game • \*\*AFC Championship Game • \*\*\*Super Bowl

† Includes Super Bowl Win • † Includes Super Bowl Loss • # Includes Playoffs

## STEELERS IN THE PRO BOWL

**1951 3 Selections**

HB Joe Geri (1)  
 LB Jerry Shipkey (1)  
 C Bill Walsh (1)

**1951 4 Selections**

HB Joe Geri (2)  
 G George Hughes (1)  
 LB Jerry Shipkey (2)  
 C Bill Walsh (2)

**1953 7 Selections**

HB Lynn Chandnois (1)  
 OB Jim Finks (1)  
 HB Ray Mathews (1)  
 DE Bill McPeak (1)  
 E Elbie Nickel (1)  
 LB Jerry Shipkey (3)  
 DT Ernie Stautner (1)

**1954 7 Selections**

HB Lynn Chandnois (2)  
 MG Dale Dodril (1)  
 G George Hughes (2)  
 DE Bill McPeak (2)  
 HB Ray Mathews (2)  
 E Elbie Nickel (2)  
 DT Ernie Stautner (2)

**1955 2 Selections**

MG Dale Dodril (2)  
 HB John Lattner (1)

**1956 5 Selections**

DB Jack Butler (1)  
 MG Dale Dodril (3)  
 HB Ray Mathews (3)  
 DT Ernie Stautner (3)  
 T Frank Varrichione (1)

**1957 6 Selections**

DB Jack Butler (2)  
 DE Bill McPeak (3)  
 E Elbie Nickel (3)  
 FB Fran Rogel (1)  
 DT Ernie Stautner (4)  
 T Frank Varrichione (2)

**1958 6 Selections**

DB Jack Butler (3)  
 MG Dale Dodril (4)  
 E Jack McClairn (1)  
 OB Earl Morrall (1)  
 DT Ernie Stautner (5)  
 T Frank Varrichione (3)

**1959 4 Selections**

DB Jack Butler (4)  
 DT Ernie Stautner (6)  
 HB Tom Tracy (1)  
 T Frank Varrichione (4)

**1960 6 Selections**

DB Dean Derby (1)  
 OB Bobby Layne (1)  
 G John Nisby (1)  
 E Jimmy Orr (1)  
 LB John Reger (1)  
 DT Ernie Stautner (7)

**1961 5 Selections**

LB John Reger (2)  
 G Mike Sandusky (1)  
 DT Ernie Stautner (8)  
 HB Tom Tracy (2)  
 T Frank Varrichione (5)

**1962 5 Selections**

E Buddy Dial (1)  
 G John Nisby (2)  
 LB Myron Pottios (1)  
 LB John Reger (3)  
 DT Ernie Stautner (9)

**1963 5 Selections**

TE Preston Carpenter (1)  
 FB John Henry Johnson (1)  
 DT Gene Lipscomb (1)  
 DE Lou Michaels (1)  
 C Buzz Nutter (1)

**1964 6 Selections**

T Charley Bradshaw (1)  
 FB John Henry Johnson (2)  
 DT Joe Krupa (1)  
 DT Lou Michaels (2)  
 LB Myron Pottios (2)  
 DB Clendenon Thomas (1)

**1965 4 Selections**

E Gary Ballman (1)  
 T Charley Bradshaw (2)  
 FB John Henry Johnson (3)  
 LB Myron Pottios (3)

**1966 1 Selection**

E Gary Ballman (2)

**1967 3 Selections**

K Mike Clark (1)  
 DB Brady Keys (1)  
 DE Ben McGee (1)

**1968 1 Selection**

DB Marv Woodson (1)

**1969 4 Selections**

HB Dick Hoak (1)  
 E Roy Jefferson (1)  
 DE Ben McGee (2)  
 LB Andy Russell (1)

**1970 3 Selections**

DT Joe Greene (1)  
 E Roy Jefferson (2)  
 P Bob Walden (1)

**1971 2 Selections**

DT Joe Greene (2)  
 LB Andy Russell (2)

**1972 2 Selections**

DT Joe Greene (3)  
 LB Andy Russell (3)

**1973 6 Selections**

LB Henry Davis (1)  
 PK Roy Gerela (1)  
 DT Joe Greene (4)

RB Franco Harris (1)  
 LB Andy Russell (4)  
 DE Dwight White (1)

**1974 8 Selections**

DT Joe Greene (5)  
 DE L.C. Greenwood (1)  
 LB Jack Ham (1)  
 RB Franco Harris (2)  
 LB Andy Russell (5)  
 WR Ron Shanklin (1)  
 G Bruce Van Dyke (1)  
 DE Dwight White (2)

**1975 6 Selections**

PK Roy Gerela (2)  
 DT Joe Greene (6)  
 DE L.C. Greenwood (2)  
 LB Jack Ham (2)  
 RB Franco Harris (3)  
 LB Andy Russell (6)

**1976 11 Selections**

CB Mel Blount (1)  
 OB Terry Bradshaw (1)  
 S Glen Edwards (1)  
 DT Joe Greene (7)  
 DE L.C. Greenwood (3)  
 LB Jack Ham (3)  
 RB Franco Harris (4)  
 LB Jack Lambert (1)  
 LB Andy Russell (7)  
 WR Lynn Swann (1)  
 S Mike Wagner (1)

**1977 9 Selections**

CB Mel Blount (2)  
 S Glen Edwards (2)  
 DT Joe Greene (8)  
 DE L.C. Greenwood (4)  
 LB Jack Ham (4)  
 RB Franco Harris (5)  
 LB Jack Lambert (2)  
 CB J.T. Thomas (1)  
 S Mike Wagner (2)

**1978 4 Selections**

LB Jack Ham (5)  
 RB Franco Harris (6)  
 LB Jack Lambert (3)  
 WR Lynn Swann (2)

**1979 10 Selections**

CB Mel Blount (3)  
 OB Terry Bradshaw (2)  
 DT Joe Greene (9)  
 DE L.C. Greenwood (5)  
 LB Jack Ham (6)  
 RB Franco Harris (7)  
 LB Jack Lambert (4)  
 S Donnie Shell (1)  
 WR Lynn Swann (3)  
 C Mike Webster (1)

**1980 10 Selections**

CB Mel Blount (4)  
 OB Terry Bradshaw (3)\*  
 DT Joe Greene (10)  
 DE L.C. Greenwood (6)  
 LB Jack Ham (7)  
 RB Franco Harris (8)  
 LB Jack Lambert (5)  
 S Donnie Shell (2)  
 WR John Stallworth (1)  
 C Mike Webster (2)

( ) denotes number of Pro Bowl selections \* Injured - did not play



## STEELERS IN THE PRO BOWL

**1981 5 Selections**

- LB Jack Ham (8)
- RB Franco Harris (9)
- LB Jack Lambert (6)
- S Donnie Shell (3)
- C Mike Webster (3)

**1982 4 Selections**

- CB Mel Blount (5)
- LB Jack Lambert (7)
- S Donnie Shell (4)
- C Mike Webster (4)

**1983 5 Selections**

- OT Larry Brown (1)
- LB Jack Lambert (8)
- S Donnie Shell (5)
- WR John Stallworth (2)
- C Mike Webster (5)

**1984 3 Selections**

- PK Gary Anderson (1)
- LB Jack Lambert (9)
- C Mike Webster (6)

**1985 5 Selections**

- LB Robin Cole (1)
- WR Louis Lipps (1)
- LB Mike Merriweather (1)
- WR John Stallworth (3)
- C Mike Webster (7)

**1986 4 Selections**

- PK Gary Anderson (2)
- WR Louis Lipps (2)
- LB Mike Merriweather (2)
- C Mike Webster (8)

**1987 2 Selections**

- LB Mike Merriweather (3)
- RB Earnest Jackson (2)

**1988 1 Selection**

- C Mike Webster (9)

**1989 1 Selection**

- OT Tunch Ilkin (1)

**1990 2 Selections**

- OT Tunch Ilkin (2)
- KR Rod Woodson (1)

**1991 2 Selections**


- LB David Little (1)
- CB Rod Woodson (2)

**1992 2 Selections**

- LB Greg Lloyd (1)
- CB Rod Woodson (3)

**1993 6 Selections**

- C Dermontti Dawson (1)
- RB Barry Foster (1)
- G Carlton Haselrig (1)
- LB Greg Lloyd (2)
- QB Neil O'Donnell (1)
- CB Rod Woodson (4)



2010 PRO BOWL SELECTION: LAMARR WOODLEY

**1994 6 Selections**

- PK Gary Anderson (3)
- C Dermontti Dawson (2)
- RB Barry Foster (2)\*
- TE Eric Green (1)
- LB Greg Lloyd (3)
- CB Rod Woodson (5)

**1995 6 Selections**

- C Dermontti Dawson (3)
- LB Kevin Greene (2)
- S Carnell Lake (1)
- LB Greg Lloyd (4)
- G Duval Love (1)
- CB Rod Woodson (6)

**1996 5 Selections**

- C Dermontti Dawson (4)
- LB Kevin Greene (3)
- S Carnell Lake (2)
- LB Greg Lloyd (5)
- WR Yancey Thigpen (1)

**1997 6 Selections**

- RB Jerome Bettis (3)
- LB Chad Brown (1)
- C Dermontti Dawson (5)
- LB Levon Kirkland (1)
- S Carnell Lake (3)
- CB Rod Woodson (7)

**1998 6 Selections**

- RB Jerome Bettis (4)
- C Dermontti Dawson (6)
- LB Levon Kirkland (2)
- S Carnell Lake (4)
- DT Joel Steed (1)
- WR Yancey Thigpen (2)

**1999 1 Selection**

- C Dermontti Dawson (7)

**2000 0 Selections**

None

**2001 1 Selection**

- LB Jason Gildon (1)

**2002 6 Selections**

- LB Kendrell Bell (1)
- RB Jerome Bettis (5)\*
- G Alan Faneca (1)
- LB Jason Gildon (2)
- QB Kordell Stewart (1)
- WR Hines Ward (1)

**2003 4 Selections**

- G Alan Faneca (2)
- LB Jason Gildon (3)
- LB Joey Porter (1)
- WR Hines Ward (2)

**2004 3 Selections**

- G Alan Faneca (3)
- DT Casey Hampton (1)
- WR Hines Ward (3)

**2005 9 Selections**

- RB Jerome Bettis (6)
- G Alan Faneca (4)
- LB James Farrior (1)
- C Jeff Hartings (1)
- S Troy Polamalu (1)
- LB Joey Porter (2)
- DE Aaron Smith (1)
- DT Marvel Smith (1)
- WR Hines Ward (4)

**2006 5 Selections**

- G Alan Faneca (5)
- DT Casey Hampton (2)
- C Jeff Hartings (2)
- S Troy Polamalu (2)
- LB Joey Porter (3)

**2007 4 Selections**

- G Alan Faneca (6)
- DT Casey Hampton (3)
- RB Willie Parker (1)
- S Troy Polamalu (3)

**2008 6 Selections**

- G Alan Faneca (7)
- DT Casey Hampton (4)
- LB James Harrison (1)
- RB Willie Parker (2)\*
- S Troy Polamalu (4)\*
- QB Ben Roethlisberger (1)

**2009 3 Selections**

- LB James Farrior (2)
- LB James Harrison (2)
- S Troy Polamalu (5)

**2010 4 Selections**

- S Casey Hampton (5)
- LB James Harrison (3)
- TE Heath Miller (1)
- LB LaMarr Woodley (1)

**2011 4 Selections**

- DE Brett Keisel (1)
- S Troy Polamalu (6)
- C Maurkice Pouncey (1)
- LB James Harrison (4)

## STEELERS HONORS & AWARDS (2000-PRESENT)

### 2000

- RB JEROME BETTIS**  
Team MVP, PFW Chief Award
- K KRIS BROWN**  
AFC Special Teams Player of the Week (Week 8)
- LB JASON GILDON**  
AFC Defensive Player of the Week (Week 13), AFC Pro Bowl
- LB JOEY PORTER**  
AFC Defensive Player of the Month (October)
- C DERMONTI DAWSON**  
Ed Block Courage Award
- FB DAN KREIDER**  
Joe Greene Great Performance Award
- CB HANK POTEAT**  
Pro Football Weekly All-Rookie Team (Punt-Returner)



**JEROME BETTIS**

### 2001

- HEAD COACH BILL COWHER**  
The Football News AFC Coach of the Year
- ASSISTANT COACH MIKE MULARKEY**  
PFW/PFWA Assistant Coach of the Year
- RB JEROME BETTIS**  
AFC Pro Bowl, Walter Payton NFL Man of the Year, AFC Offensive Player of the Month (October), Miller Lite Steelers Man of the Year
- OG ALAN FANECA**  
AFC Pro Bowl Starter, Associated Press All-Pro
- QB KORDELL STEWART**  
Team MVP, AFC Pro Bowl, PFW/PFWA Most Improved Player of the Year, AFC Offensive Player of the Week (Week 14), Miller Lite NFL Player of the Week (Week 14), AFC Offensive Player of the Month (December)
- LB JOEY PORTER**  
AFC Defensive Player of the Week (Week 6), Associated Press All-Pro
- LB KENDRELL BELL**  
NFL Defensive Rookie of the Year, AFC Pro Bowl, NFL Defensive Rookie of the Month (October), NFL Defensive Rookie of the Month (November), Associated Press All-Pro Second Team, Sporting News Defensive Rookie of the Year, The Football News Defensive Rookie of the Year, PFW/PFWA Defensive Rookie of the Year, Football Digest Defensive Rookie of the Year, Sports Illustrated Rookie of the Year, PFW/PFWA All-Rookie Team, Joe Greene Great Performance Award
- LB JASON GILDON**  
AFC Pro Bowl Starter, Associated Press All-Pro, AFC Defensive Player of the Week (Week 9)
- WR TROY EDWARDS**  
AFC Special Teams Player of the Week (Week 11)
- SS LEE FLOWERS**  
PFW Chief Award
- C JEFF HARTINGS**  
Associated Press All-Pro Second Team
- WR HINES WARD**  
AFC Pro Bowl

### 2002

- OG ALAN FANECA**  
AFC Pro Bowl Starter, Associated Press All-Pro First Team, Pro Football Weekly All-AFC, Pro Football Weekly All-NFL, USA Today Sports Weekly All-Pro
- LB JASON GILDON**  
AFC Defensive Player of the Month for December, AFC Pro Bowl
- QB TOMMY MADDOX**  
Associated Press Comeback Player of the Year, PFW/PFWA Comeback Player of the Year, Football Digest Most Improved Player
- LB JOEY PORTER**  
AFC Pro Bowl Starter, Associated Press All-Pro First Team, Team co-MVP, AFC Defensive Player of the Week (Week 2), Pro Football Weekly All-AFC, Pro Football Weekly All-NFL
- WR ANTYWAAN RANDLE EL**  
Pro Football Weekly All-Rookie Team (Punt Returner), AFC Special Teams Player of the Week (Week 8), AFC Special Teams Player of the Week (Wild Card Week)
- PK JEFF REED**  
AFC Special Teams Player of the Week (Week 13), AFC Special Teams Player of the Month (December)
- OG KENDALL SIMMONS**  
Joe Greene Great Performance Award, Pro Football Weekly All-Rookie Team
- WR HINES WARD**  
AFC Pro Bowl, Associated Press All-Pro Second Team, Team co-MVP, PFW Chief Award, Pro Football Weekly All-AFC

### 2003

- OG ALAN FANECA**  
AFC Pro Bowl Starter, Associated Press All-Pro Second Team
- LB JASON GILDON**  
AFC Defensive Player of the Week (Week 10)
- NT CASEY HAMPTON**  
AFC Pro Bowl
- S MIKE LOGAN**  
PFW Chief Award
- QB TOMMY MADDOX**  
AFC Offensive Player of the Week (Week 1)
- S TROY POLAMALU**  
Joe Greene Great Performance Award
- WR ANTYWAAN RANDLE EL**  
AFC Special Team Player of the Week (Week 8)
- WR HINES WARD**  
AFC Pro Bowl, Associated Press All-Pro Second Team, Team MVP
- CB DEWAYNE WASHINGTON**  
Walter Payton Steelers Man of the Year



**TROY POLAMALU**



## STEELERS HONORS & AWARDS (2000-PRESENT)

### 2004

#### HEAD COACH **BILL COWHER**

The Sporting News Coach of the Year, Football Digest Coach of the Year

#### DEFENSIVE COORDINATOR **DICK LEBEAU**

Pro Football Weekly Assistant Coach of the Year

#### RB **JEROME BETTIS**

FedEx Ground Player of the Week (Week 9), AFC Offensive Player of the Week (Week 9), Levitra Play of the Week (10-yard TD pass to Jerame Tuman against the New York Jets in Week 14), AFC Pro Bowl, PFOW Chief Award

#### WR **PLAXICO BURRESS**

Levitra Play of the Week (Four-yard touchdown reception against New England in Week 8)

#### OG **ALAN FANECA**

All-Pro First Team, AFC Pro Bowl Starter, Pro Football Weekly All-AFC, Pro Football Weekly All-NFL

#### LB **JAMES FARRIOR**

All-Pro First Team, AFC Pro Bowl Starter, Pro Football Weekly All-NFL, Pro Football Weekly All-AFC, AFC Defensive Player of the Week (Week 6), Team MVP

#### P **CHRIS GARDOCKI**

AFC Special Teams Player of the Week (Week 11), AFC Special Teams Player of the Week (Week 14)

#### LB **JAMES HARRISON**

Levitra Play of the Week (18-yard fumble return for a touchdown against Buffalo in Week 17)

#### C **JEFF HARTINGS**

All-Pro First Team, Pro Football Weekly All-NFL, AFC Pro Bowl

#### S **TROY POLAMALU**

All-Pro Second Team, AFC Pro Bowl, Pro Football Weekly All-AFC, Levitra Play of the Week (26-yard INT return for a TD against Cincinnati in Week 4), AFC Defensive Player of the Week (Week 10)

#### LB **JOEY PORTER**

All-Pro Second Team, AFC Pro Bowl, Pro Football Weekly All-AFC, AFC Defensive Player of the Week (Week 8)

#### K **JEFF REED**

AFC Special Teams Player of the Week (Week 17), AFC Special Teams Player of the Month (Dec./Jan.)

#### QB **BEN ROETHLISBERGER**

Associated Press Offensive Rookie of the Year, Sports Illustrated Rookie of the Year, The Sporting News Rookie of the Year, PFOW/PFWA Offensive Rookie of the Year, Football Digest Offensive Rookie of the Year, PFOW/PFWA All-Rookie Team, Pepsi Rookie of the Year, Pepsi NFL Rookie of the Week (Weeks 3-6, 8, 9, 11, 13 & 16), AFC Offensive Player of the Week (Week 6), NFL Rookie of the Month (October), Joe Greene Great Performance Award

#### DE **AARON SMITH**

AFC Pro Bowl

#### DT **MARVEL SMITH**

AFC Pro Bowl

#### RB **DUCE STALEY**

Walter Payton Steelers Man of the Year

#### DE **KIMO VON DELHOFFEN**

Levitra Play of the Week (21-yard fumble recovery vs. Dallas in Week 6)

#### WR **HINES WARD**

All-Pro Second Team, AFC Pro Bowl, AFC Player of the Month (September)

### 2005

#### HEAD COACH **BILL COWHER**

Sunday ESPN NFL Primetime Game Ball (Week 7)

#### RB **JEROME BETTIS**

FedEx Ground Player of the Week (Week 14), AFC Offensive Player of the Week (Week 14), Sunday ESPN NFL Primetime Game Ball (Week 14)

#### OG **ALAN FANECA**

Associated Press All-Pro, AFC Pro Bowl Starter, Pro Football Weekly All-NFL Team, PFOW Chief Award



**CASEY HAMPTON**

#### NT **CASEY HAMPTON**

co-Team MVP, AFC Pro Bowl

#### C **JEFF HARTINGS**

AFC Pro Bowl

#### S **CHRIS HOPE**

USA Today All-Joe Team

#### FB **DAN KREIDER**

USA Today All-Joe Team

#### TE **HEATH MILLER**

AFC Offensive Rookie of the Month (October), AFC Offensive Rookie of the Week (Week 8), Diet Pepsi NFL Rookie of the Week (Week 8), PFOW/PFWA All-Rookie Team, Joe Greene Great Performance Award

#### RB **WILLIE PARKER**

AFC Offensive Player of the Week (Week 1), FedEx Ground Player of the Week (Week 1)

#### S **TROY POLAMALU**

Associated Press All-Pro, AFC Pro Bowl Starter, Pro Football Weekly All-NFL Team

#### LB **JOEY PORTER**

AFC Pro Bowl, Associated Press All-Pro (second team), AFC Defensive Player of the Week (Week 16)

#### WR/PR **ANTHWAAN RANDLE EL**

Pro Football Weekly All-NFL Team (Punt Returner), USA Today All-Joe Team

#### QB **BEN ROETHLISBERGER**

Sunday ESPN NFL Primetime Game Ball (Wild Card Week), Sunday ESPN NFL Primetime Game Ball (Divisional Playoffs), Sunday ESPN NFL Primetime Game Ball (AFC Championship Week)

#### WR **HINES WARD**

Super Bowl XL MVP, co-Team MVP, AFC Offensive Player of the Week (Week 10)

### 2006

#### QB **CHARLIE BATCH**

Pittsburgh Steelers Walter Payton Man of the Year

#### OG **ALAN FANECA**

Associated Press All-Pro, Pro Football Weekly All-NFL team, Pro Football Weekly All-AFC team, USA Today Sports Weekly All-Pro, AFC Pro Bowl Starter

#### NT **CASEY HAMPTON**

AFC Pro Bowl Starter

#### WR **SANTONIO HOLMES**

Joe Greene Great Performance Award, Diet Pepsi NFL Rookie of the Week (Week 6), Diet Pepsi NFL Rookie of the Week (Week 11)

#### DE **BRETT KEISEL**

PFOW Chief Award

#### RB **WILLIE PARKER**

Team MVP, AFC Pro Bowl, AFC Offensive Player of the Week (Week 10)

#### S **TROY POLAMALU**

AFC Pro Bowl Starter, AFC Defensive Player of the Week (Week 6)

#### CB **DESHEA TOWNSEND**

PFOW Chief Award

## STEELERS HONORS &amp; AWARDS (2000-PRESENT)

## 2007

**HEAD COACH MIKE TOMLIN**

Motorola Coach of the Week (Week 1), Motorola Coach of the Week (Week 3)

**OG ALAN FAHECA**

AFC Pro Bowl starter, Associated Press All-Pro First Team, PFW Chief Award, PFW/PFWA All-AFC

**LB JAMES HARRISON**

Team MVP, AFC Pro Bowl Starter, GMC Defensive Player of the Week (Week 9), AFC Defensive Player of the Month (November), Associated Press All-Pro Second Team, PFW/PFWA All-AFC

**RB WILLIE PARKER**

AFC Pro Bowl, FedEx Ground Player of the Week (Week 8), PFW/PFWA All-AFC

**S TROY POLAMALU**

AFC Pro Bowl, Associated Press All-Pro Second Team

**QB BEN ROETHLISBERGER**

AFC Pro Bowl, FedEx Air Player of the Week (Week 9), FedEx Air Player of the Week (Week 16), AFC Offensive Player of the Week (Week 10), AFC Offensive Player of the Week (Week 16)

**P DANIEL SEPULVEDA**

Joe Greene Great Performance Award, PFW/PFWA All-Rookie Team

**CB IKE TAYLOR**

AFC Defensive Player of the Week (Week 5), GMC Defensive Player of the Week (Week 5)

**NT CASEY HAMPTON**

AFC Pro Bowl

**WR HINES WARD**

Pittsburgh Steelers Walter Payton Man of the Year

## 2008

**HEAD COACH MIKE TOMLIN**

Motorola Coach of the Week (Week 5), Motorola Coach of the Week (Week 9), Motorola Coach of the Week (Week 13), Motorola Coach of the Year

**DEFENSIVE COORDINATOR DICK LEBEAU**

Pro Football Weekly Assistant Coach of the Year, USA Today All-Joe Team Defensive Coordinator

**ASSISTANT COACH KEITH BUTLER**

Pro Football Weekly Linebackers Coach of the Year

**LB PATRICK BAILEY**

Joe Greene Great Performance Award

**S TYRONE CARTER**

AFC Defensive Player of the Week (Week 17), GMC Sierra Defensive Player of the Week (Week 17)

**S RYAN CLARK**

Ed Block Courage Award, PFW Chief Award, USA Today All-Joe Team

**LB JAMES FARRIOR**

Associated Press All-Pro Second-Team, AFC Pro Bowl

**LB LARRY FOOTE**

USA Today All-Joe Team

**LB JAMES HARRISON**

Associated Press Defensive Player of the Year, Associated Press All-Pro First-Team, PFW/PFWA Defensive Player of the Year, PFW/PFWA All-NFL, PFW/PFWA All-AFC, The Sporting News All-Pro, Sports Illustrated All-Pro, NFL Alumni Linebacker of the Year, GMC Sierra Defensive Player of the Year, AFC Pro Bowl starter, AFC Defensive Player of the Week (Week 11), GMC Sierra Defensive Player of the Week (Week 11), GMC Sierra Defensive Player of the Week (Week 13)

**C JUSTIN HARTWIG**

USA Today All-Joe Team

**WR SANTONIO HOLMES**

Super Bowl XLIII MVP

**TE HEATH MILLER**

USA Today All-Joe Team

**RB WILLIE PARKER**

AFC Offensive Player of the Week (Week 1)

**S TROY POLAMALU**

Associated Press All-Pro First-Team, AFC Pro Bowl starter, AFC Defensive Player of the Week (Week 2), GMC Sierra Defensive Player of the Week (Week 2), Pro Football Weekly Midseason All-Pro Team, PFW/PFWA All-NFL, PFW/PFWA All-AFC, The Sporting News All-Pro, Sports Illustrated All-Pro

**K JEFF REED**

AFC Special Teams Player of the Week (Week 4)

**QB BEN ROETHLISBERGER**

AFC Offensive Player of the Week (Week 5), FedEx Air Player of the Week (Week 5)

**DE AARON SMITH**

AFC Defensive Player of the Week (Week 15), USA Today All-Joe Team

**CB DESHEA TOWNSEND**


GMC Sierra Defensive Player of the Week (Week 14)

**WR HINES WARD**

Steelers' Walter Payton Man of the Year

**LB LAMARR WOODLEY**

GMC Sierra Defensive Player of the Week (Week 1), GMC Sierra Defensive Player of the Week (Week 7)



JAMES HARRISON

## 2009

**S TYRONE CARTER**

AFC Defensive Player of the Week (Week 9)

**LB JAMES FARRIOR**

Pro Football Writers (Pittsburgh Chapter) Chief Award

**DT CASEY HAMPTON**

Pro Football Weekly Linebackers Coach of the Year

**OLB JAMES HARRISON**

AFC Pro Bowl starter, AFC Defensive Player of the Week (Week 5), AFC Defensive Player of the Month (October), Pro Football Weekly's Mid-Season All-Pro Team

**RB RASHARD MENDOENHALL**

AFC Offensive Player of the Week (Week 4)

**K JEFF REED**

AFC Special Teams Player of the Week (Week 1)

**QB BEN ROETHLISBERGER**

AFC Offensive Player of the Week (Week 15)

**WR MIKE WALLACE**

Joe Greene Great Performance Award, Pepsi NFL Rookie of the Week (Week 9), Pepsi NFL Rookie of the Week (Week 15)

**WR HINES WARD**

Steelers' Ed Block Courage Award winner

**LB LAMARR WOODLEY**

AFC Defensive Player of the Week (Week 16)



# STEELERS HONORS & AWARDS (2000-PRESENT)

## 2010

### S TROY POLAMALU

Pro Football Weekly's Midseason All-Pro Team, AFC Defensive player of the week: Week 13, AFC Defensive player of the week: Week 14, Pro Bowl, Steelers MVP and Walter Payton Man of the Year, Sporting News' All-Pro Defense, NFL 101 AFC Defensive Player of the Year, AP-All Pro 1st Team, AP NFL Defensive Player of the Year, Sports Illustrated (Peter King) All-Pro

### OLB JAMES HARRISON

AFC Defensive player of the week: Week 2, Pro Football Weekly's Midseason All-Pro Team, Pro Bowl, Sporting News' All-Pro Defense, AP-All Pro 1st Team, PFW/PFWA All-NFL Team

### C MAURKICE POUNCEY

Pro Football Weekly's Midseason All-Pro Team, Joe Greene Great Performance Award, Pro Bowl, Sporting News' All-Rookie Team, PFW/PFWA All-Rookie

### QB BEN ROETHLISBERGER

Pro Football Writers' "The Chief Award", AFC Offensive player of the week: Week 17

### LB LAWRENCE TIMMONS

AFC Defensive player of the week: Week 6, Pro Football Weekly's Midseason All-Pro Team, Sports Illustrated (Peter King) All-Pro

### DE BRETT KEISEL

Pro Bowl

### WR EMMANUEL SANDERS

AFC Special Teams player of the week: Week 7

## "The Chief Award" Winners

1988	Dan Rooney	2000	Jerome Bettis
1989	Dwayne Woodruff		Deshea Townsend
1990	Merril Hoge	2001	Lee Flowers
1991	Gerald Williams	2002	Hines Ward
1992	Tunch Ilkin	2003	Mike Logan
1993	D.J. Johnson	2004	Jerome Bettis
1994	Rod Woodson	2005	Alan Faneca
1995	Levon Kirkland	2006	Brett Keisel
1996	Chad Brown	2007	Alan Faneca
1997	Darren Perry	2008	Ryan Clark
1998	Jerome Bettis	2009	James Farrior
1999	Lee Flowers	2010	Ben Roethlisberger

## "Joe Greene Great Performance Award" Winners

1984	WR	Louis Lipps	1998	DG	Alan Faneca
1985	P	Harry Newsome	1999	WR	Troy Edwards
1986	LB	Anthony Henton	2000	FB	Dan Kreider
1987	CB	Delton Hall	2001	LB	Kendrell Bell
1988	RB	Warren Williams	2002	DG	Kendall Simmons
1989	SS	Carnell Lake	2003	S	Troy Polamalu
1990	TE	Eric Green	2004	QB	Ben Roethlisberger
1991	TE	Adrian Cooper	2005	TE	Heath Miller
1992	FS	Darren Perry	2006	WR	Santonio Holmes
1993	LB	Chad Brown	2007	P	Daniel Sepulveda
1994	RB	Bam Morris	2008	LB	Patrick Bailey
1995	QB	Kordell Stewart	2009	WR	Mike Wallace
1996	FB	Jon Witman	2010	C	Maurkice Pouncey

## Steelers MVPs

1969	WR	Roy Jefferson	1991	LB	Greg Lloyd
1970	DT	Joe Greene	1992	RB	Barry Foster
1971	LB	Andy Russell	1993	CB	Rod Woodson
1972	RB	Franco Harris	1994	LB	Greg Lloyd
1973	WR	Ron Shanklin	1995	QB	Neil O'Donnell
1974	S	Glen Edwards	1996	RB	Jerome Bettis
1975	CB	Mel Blount	1997	RB	Jerome Bettis
1976	LB	Jack Lambert	1998	LB	Levon Kirkland
1977	QB	Terry Bradshaw	1999	LB	Levon Kirkland
1978	QB	Terry Bradshaw	2000	RB	Jerome Bettis
1979	WR	John Stallworth	2001	QB	Kordell Stewart
1980	SS	Donnie Shell	2002	LB	Joey Porter
1981	LB	Jack Lambert		WR	Hines Ward
1982	CB	Dwayne Woodruff	2003	WR	Hines Ward
1983	PK	Garly Anderson	2004	LB	James Farrior
1984	WR	John Stallworth	2005	NT	Casey Hampton
1985	WR	Louis Lipps		WR	Hines Ward
1986	LB	Bryan Hinkle	2006	RB	Willie Parker
1987	LB	Mike Merriweather	2007	LB	James Harrison
1988	LB	David Little	2008	LB	James Harrison
	CB	Rod Woodson	2009	QB	Ben Roethlisberger
1989	WR	Louis Lipps	2010	S	Troy Polamalu
1990	CB	Rod Woodson			

Current players in bold.

## STEELERS ALL-TIME ROSTER

MEDIA INFORMATION

FOOTBALL STAFF

2011 PLAYERS


2010 IN REVIEW

STEELERS HISTORY

RECORDS

### A

Abercrombie, Walter [RB], Baylor	1982-87
Adamchik, Ed [T], Pitt	1967
Adams, Bob [TE], Pacific	1969-71
Adams, Fiozell [OT], Michigan State	2010
Adams, Mike [WR], Texas	1997
Adams, Paul [C], Morehead Teachers	1947
Agajanian, Ben [K], New Mexico	1945



**DICK ALBAN**

Alban, Dick [E], Northwestern	1956-59
Alberghini, Tom [G], Holy Cross	1945
Albrecht, Art [C/OT], Wisconsin	1942
Alderton, John [E], Maryland	1953
Alexander, Brent [S], Tennessee State	2000-03
Allen, Chuck [LB], Washington	1970-71
Allen, Dwane [LB], Santa Ana	1965
Allen, Jim [DB], UCLA	1974-77
Allen, Lou [T], Duke	1950-51
Allen, Will [S], Ohio State	2010
Alley, Don [WR], Adams State	1969
Allred, John [TE], Southern Cal.	2002
Alston, Lyneal [WR], Southern Mississippi	1987
Andabaker, Rudy [C], Pitt	1952, 54
Anderson, Anthony [RB], Temple	1979
Anderson, Art [T], Idaho	1963
Anderson, Chet [E], Minnesota	1967
Anderson, Fred [DE], Prairie View & M	1978
Anderson, Gary [K], Syracuse	1982-94
Anderson, Jesse [TE], Miss. State	1992
Anderson, Larry [DB], Louisiana Tech	1978-81
Anderson, Melvin [WR], Minnesota	1987
Anderson, Ralph [DB], West Texas State	1971-72
Apke, Steve [LB], Pitt	1987
Arndt, Al [G], South Dakota State	1935
Arndt, Dick [T], Idaho	1967-70
Arnold, David [CB], Michigan	1989
Arnold, Jahine [WR], Fresno State	1996-98
Arnold, Jay [DB], Texas	1941
Artman, Cowan [T], Stanford	1933
Asbury, Willie [B], Kent State	1966-68
Askson, Burt [DE], Texas Southern	1971
Atkinson, Frank [T], Stanford	1963
August, Steve [OT], Tulsa	1984
Augusterfer, Gene [B], Catholic U.	1935
Austin, Oscar [DB], Utah State	1970-71
Avery, Steve [FB], Northern Michigan	1994-95
Aydelette, Buddy [OT/C], Alabama	1987

### B

Badar, Rich [DB], North Carolina	1967
Bahr, Matt [K], Penn State	1979-80
Bailey, Henry [WR], UNLV	1997-98
Bailey, Patrick [LB], Duke	2008-09
Bailey, Rodney [DE], Ohio State	2001-03, 06
Baker, Conway [T], Centenary	1944**
Baker, Dallas [WR], Florida	2008
Baker, Ed [E], Washington State	1953

Baker, John [E], N. Carolina College	1963-67
Baker, Tim [WR], Texas Tech	2001
Baldacci, Lou [B], Michigan	1956
Ballman, Gary [B], Michigan State	1962-66
Balog, Bob [C], Denver	1949-50
Banaszak, John [DE/OT], Eastern Michigan	1975-81
Bankston, Warren [RB], Tulane	1969-72
Barbolak, Pete [T], Purdue	1949
Barnes, Johnnie [WR], Hampton	1995
Barnes, Reggie [LB], Oklahoma	1993
Barnett, Tom [B], Purdue	1959-60
Barry, Fred [DB], Boston College	1970
Bartaanen, Jim [C], Michigan	1938
Barlett, Earl [B], Centre	1939
Basrak, Mike [C], Duquesne	1937-38
Bassi, Dick [G], Santa Clara	1941
Batch, Charlie [DB], Eastern Michigan	2002-10
Battaglia, Marco [TE], Rutgers	2002
Battle, Amaz [WR], Notre Dame	2010
Battles, Ainsley [S], Vanderbilt	2000, 04
Beams, Byron [T], Notre Dame	1959-60
Beasley, Tom [DE/DT], Virginia Tech	1978-83
Beatty, Charles [DB], North Texas State	1969-72
Beatty, Ed [C], Mississippi	1957-61
Becker, Wayland [E], Marquette	1939
Behning, Mark [OT], Nebraska	1986
Bell, Kendall [LB], Georgia	2001-04
Bell, Myron [S], Michigan State	1994-97, 2000-01
Bell, Richard [RB], Nebraska	1990
Bell, Theo [WR], Arizona	1976, 78-80
Bentley, Albert [RB], Miami (Fla.)	1992
Berger, Mitch [P], Colorado	2008
Berner, Ed [E], SMU	1955
Best, Greg [S], Kansas State	1983
Bettis, Jerome [RB], Notre Dame	1996-05
Bettis, Tom [LB], Purdue	1962
Billock, Frank [G], St. Mary's of Minnesota	1937
Bingham, Craig [LB], Syracuse	1982-84, 87
Binotto, John [B], Duquesne	1942
Bishop, Don [P], Los Angeles College	1958-59
Bishop, Harold [TE], Louisiana State	1998
Bivins, Charles [B], Morris Brown	1967
Blackledge, Todd [DB], Penn State	1988-89
Blackwell, Will [WR], San Diego State	1997-01
Blankenship, Brian [G], Nebraska	1987-91
Blankenship, Greg [LB], Cal. St. [Hay.]	1976
Bleier, Rocky [RB], Notre Dame	1968, 1970-80
Blount, Mel [CB], Southern	1970-83
Bohannon, Fred [S/CB], Miss. Valley State	1982
Boiman, Rocky [LB], Notre Dame	2009
Boikovak, Nick [T], Pitt	1953-54
Bond, Randall [DB], Washington	1939
Bonelli, Ernie [B], Pitt	1946
Bono, Steve [DB], UCLA	1987-88
Booth, Clarence [B], SMU	1944**
Botkin, Kirk [TE], Arkansas	1996-97
Boures, Emil [C/G], Pitt	1982-86
Bova, Tony [E], St. Francis	1942, 43*, 44**, 45-47
Bowers, R.J. [RB], Grove City	2001
Bowman, Bill [B], William & Mary	1957
Boyd, Sam [E], Baylor	1939-40
Boyle, Jim [OT], Tulane	1987-88
Boyle, Shorty [E]	1934
Bradley, Ed [LB], Wake Forest	1972-75
Bradshaw, Charles [T], Baylor	1961-66
Bradshaw, Jim [B], Chattanooga	1963-67
Bradshaw, Terry [DB], La. Tech	1970-83
Brady, Jeff [LB], Kentucky	1991
Brady, Pat [B], Nevada	1952-54
Brandau, Art [C], Tennessee	1945-46

Brandt, Jim [B], St. Thomas	1952-54
Brag, Maurice [T], SMU	1935-36
Breedlove, Rod [LB], Maryland	1965-68
Breedon, Bill [B], Oklahoma	1937
Breen, Gene [LB], Virginia Tech	1965-66
Brett, Ed [E], Washington State	1936-37
Brewster, Pete [E], Purdue	1959-60
Briester, Bubby [DB], Northeast La.	1986-92
Britt, Jessie [WR], North Carolina A&T	1986
Britt, Ralph [TE], North Carolina State	1987
Brooks, Barrett [T], Kansas State	2003-05
Brooks, Dorian [OG], James Madison	2010
Broussard, Fred [C], Texas A & M	1955
Brovelli, Angelo [DB], St. Mary's (Cal.)	1933-34
Brown, Antonio [WR], Central Michigan	2010
Brown, Anthony [T], Utah	1999
Brown, Chad [LB], Colorado	1993-96, 06
Brown, Chris [CB/S], Notre Dame	1974-85
Brown, Dante [RB], Memphis	2003-04
Brown, Dave [DB], Michigan	1975
Brown, Dee [RB], Syracuse	2003
Brown, Ed [DB], San Francisco	1962-65
Brown, Ernie [DL], Syracuse	1999
Brown, J. B. [DB], Maryland	1997
Brown, John [T], Syracuse	1967-72
Brown, Kris [K], Nebraska	1999-01
Brown, Lance [CB], Indiana	1990-99
Brown, Larry [TE/OT], Kansas	1971-84
Brown, Tom [E], William & Mary	1942
Brown, William [DB], Texas Tech	1945
Browning, Greg [E], Denver	1947
Bruder, Henry [DB], Northwestern	1940
Bruener, Mark [TE], Washington	1995-03
Brumbaugh, Boyd [B], Duquesne	1939-41
Brumfield, Jim [RB], Ind. St. (Ind.)	1971
Brundage, Dewey [E], Brigham Young	1954
Brunev, Fred [B], Ohio State	1956-57
Bruno, John [P], Penn State	1987
Bryant, Fernando [CB], Alabama	2008
Bryant, Hubie [WR], Minnesota	1970
Bucek, Felix [G], Texas A & M	1946
Buckner, Brentson [DE], Clemson	1994-96
Buda, Carl [G], Tulsa	1945
Bukich, Rudy [DB], Southern Cal.	1960-61
Bulger, Chester [T], Auburn	1944**
Bullock, James [G], Southern Illinois	1966
Burleson, John [G], SMU	1933
Burnett, Joe [CB], Florida	2009
Burnett, Len [DB], Oregon	1961
Burnette, Tom [B], North Carolina	1938
Burrell, John [E], Rice	1962-64
Burress, Plaxico [WR], Michigan State	2000-61
Butler, Bill [DB/KR], Chattanooga	1961
Butler, Crezdon [CB], Clemson	2010
Butler, Jack [B], St. Bonaventure	1951-59
Butler, Jim [TE], Edward Waters	1965-67
Butler, John [B], Tennessee	1943-44
Bykowski, Frank [G], Purdue	1940

### C

Cabrelli, Larry [E], Colgate	1943*
Calcagni, Ralph [T], Pennsylvania	1947
Cailliere, Dean [G/C], Pitt	1991-92
Call, John [B], Colgate	1959
Calland, Lee [DB], Louisville	1969-72
Calloway, Chris [WR], Michigan	1990-91
Calvin, Tom [B], Alabama	1952-54
Cameron, Paul [B], UCLA	1954
Campbell, Bob [RB], Penn State	1969
Campbell, Don [T], Carnegie Tech	1939-41

\*Steelers combined with Philadelphia Eagles \*\*Steelers combined with Chicago Cardinals Current players in bold



## STEELERS ALL-TIME ROSTER

Finn, Mike [OT], Ark.-Pine Bluff	1993
Fisher, Doug [LB], San Diego State	1969-70
Fisher, Everett [B], Santa Clara	1940
Fisher, Ray [T], Eastern Illinois	1959
Fiske, Max [B], DePaul	1936-39
Flanagan, Dick [G], Ohio State	1953-55
Flowers, Erik [DE], Louisiana State	2003
Flowers, Lee [DB], Georgia Tech	1995-02
Foggie, Fred [CB], Minnesota	1994
Folkins, Lee [E], Washington	1965
Foltz, Vernon [C], St. Vincent	1945
Foot, Larry [LB], Michigan	2002-08, 2010
Ford, Darryl [LB], New Mexico State	1992
Ford, Henry [B], Pitt	1956
Ford, Moses [WR], Fayetteville State	1987
Fordham, Todd [T], Florida State	2003
Foruria, John [B], Idaho	1967-68
Foster, Barry [RB], Arkansas	1990-94
Foster, Ramon [T], Tennessee	2009-10
Fournet, Sid [G], LSU	1957
Fox, Keyaron [LB], Georgia Tech	2008-10
Francis, Sam [B], Nebraska	1939
Frank, Joe [T], Georgetown	1943*
Frazier, Andre [LB], Cincinnati	2005, 07-09
Freeman, Lorenzo [NT/DT], Pitt	1987-90
French, Ernest [S], Alabama A&M	1972
Frketch, Len [T], Penn State	1945
Fuamatu-Ma'afala, Chris [RB], Utah	1998-02
Fugart, Dick [T], Tulane	1952
Fuller, Randy, [DB], Tennessee State	1995-97
Fullerton, Ed [B], Maryland	1953



**JOHN "FRENCHY" FUQUA**

Fuqua, John [B], Morgan State	1970-76
Furness, Steve [DT], Rhode Island	1972-80

### G


Gage, Bob [B], Clemson	1949-50
Gagner, Larry [G], Florida	1966-69
Galloway, Joey [WR], Ohio State	2009
Gammon, Kendall [OL], Pittsburg State	1992-95
Gandy, Wayne [T], Auburn	1999-02
Gaona, Bob [T], Wake Forest	1953-56
Garnaas, Wilford [B], Minnesota	1946-48
Gardocki, Chris [P], Clemson	2004-06
Garrett, Reggie [WR], Eastern Michigan	1974-75
Garity, Gregg [WR], Penn State	1983
Gary, Keith [DE], Oklahoma	1983-88
Gasparella, Joe [DB], Notre Dame	1948, 50-51
Gauer, Charles [E], Colgate	1943*
Gay, William [CB], Louisville	2007-10
Geason, Cory [TE], Tulane	2000, 01
Gentry, Byron [G], Southern Cal.	1937-39
George, Matt [K], Chapman	1998
Gerela, Roy [PK], New Mexico State	1971-78
Gerl, Joe [B], Georgia	1949-51
Gibson, Oliver [DT], Notre Dame	1995-98
Gildea, John [DB], St. Bonaventure	1935-37
Gildon, Jason [LB], Oklahoma State	1994-03
Gillespie, Scoop [RB], William Jewell	1984

Gilliam, Joe [DB], Tennessee State	1972-1975
Girard, Earl [B], Wisconsin	1957
Glamp, Joe [B], LSU	1947-49
Glass, Glenn [B], Tennessee	1962-63
Glass, Park [C], Westminster	1947
Glatz, Fred [E], Pitt	1956
Glick, Gary [B], Colorado A & M	1956-59
Gloff, Clark [T], Florida	1940
Goldsmith, Bill [C], Emporia Tchr	1947
Gonda, George [B], Duquesne	1948
Gonzalez, Pete [DB], Pitt	1998-99
Goodman, John [DE/DT], Oklahoma	1981-85
Goodson, John [P], Texas	1982
Gorinski, Walt [B], LSU	1946
Gothard, Preston [TE], Alabama	1985-88
Gowdy, Cornell [CB], Morgan State	1987-88
Grabowski, Ted [C], Duquesne	1939-40
Graff, Neil [DB], Wisconsin	1976-77
Graham, Jeff [WR], Ohio State	1991-93
Graham, Ken [DB], Washington State	1970
Graham, Kent [DB], Ohio State	2000
Gravelle, Gordon [DT], BYU	1972-76
Graves, Ray [C], Tennessee	1943*
Graves, Tom [LB], Michigan State	1979
Gray, Sam [E], Tulsa	1946-47
Grebinski, Ted [C], Duquesne	1939-40
Green, Bob [K], Florida	1960-61
Green, Eric [TE], Liberty	1990-94
Greene, Joe [DT], North Texas State	1969-81
Greene, Kevin [LB], Auburn	1993-95
Greene, Tracy [TE], Grambling	1995
Greeny, Norm [G], Notre Dame	1934-35
Greenwood, L.C. [DE], Ark. AM&N	1969-81
Griffin, Larry [CB/S], North Carolina	1987-93
Grigas, John [B], Holy Cross	1944**
Grisham, Tyler [WR], Clemson	2009-10
Gros, Earl [B], LSU	1967-69
Grossman, Randy [TE], Temple	1974-81
Gunderman, Bob [B], Virginia	1957
Gunnels, Riley [T], Georgia	1956-66

### H

Hackney, Elmer [B], Kansas State	1941
Haggans, Clark [LB], Colorado State	2000-07
Haggerty, Mike [G], Miami	1967-70
Haines, Byron [B], Washington	1937
Hairston, Russell [WR], Kentucky	1987
Haley, Dick [B], Pitt	1961-64
Hall, Delton [CB], Clemson	1987-91
Hall, Ron [B], Missouri Valley	1959
Haller, Alan [CB], Michigan State	1992, 93
Ham, Jack [LB], Penn State	1971-82
Hampton, Casey [NT], Texas	2001-10
Hanlon, Bob [B], Loras	1949
Hanneman, Craig [DE], Oregon State	1972-73
Hanratty, Terry [DB], Notre Dame	1969-75
Hanson, Tom [B], Temple	1938
Harkey, Lem [B], Emporia	1955
Harper, Maurice [C], Austin	1941
Harris, Bill [E], Hardin-Simmons	1937
Harris, Franco [RB], Penn State	1972-83
Harris, Lou [B], Kent State	1968
Harris, Sunny [DE], Oregon	2009-10
Harris, Tim [RB], Washington State	1983
Harrison, Arnold [LB], Georgia	2006-09
Harrison, James [LB], Kent State	2002, 04-10
Harrison, Nolan [DE], Indiana	1997-99
Harrison Reggie [RB], Cincinnati	1974-77
Harrison, Richard [E], Boston College	1964
Harrison, Robert [LB], Oklahoma	1964
Hartings, Jeff [C], Penn State	2001-06

Hartley, Howard [B], Duke	1949-52
Hartwig, Justin [C], Kansas	2008-09
Haselrig, Carlton [G], Pitt-Johnstown	1990-93
Hastings, Andre [WR], Georgia	1993-96
Hawkins, Courtney [WR], Michigan State	1997-00
Hawthorne, Greg [RB], Baylor	1979-83
Hayduk, Henry [G], Washington State	1935
Hayes, Dick [LB], Clemson	1959-60, 62
Hayes, Jonathan [TE], Iowa	1994-96
Haynes, Verron [RB], Georgia	2002-07
Hays, George [E], St. Bonaventure	1950-52
Hebert, Ken [E & K], Houston	1968
Hegarty, Bill [T], Villanova	1953
Held, Paul [QB], San Jose State	1954
Heller, Warren [B], Pitt	1934-36
Henderson, Jon [B], Colorado State	1968-69
Hendley, Dick [DB], Clemson	1951
Henry, Kevin [DE], Mississippi State	1993-00
Henry, Mike [LB], Southern Cal.	1959-61
Henry, Urban [T], Georgia Tech	1964
Hensley, Dick [E], Kentucky	1952
Henson, Ken [C], TCU	1965
Henton, Anthony [LB], Troy State	1986, 88
Hewitt, Bill [E], Michigan	1943*
Hickey, Howard [E], Arkansas	1941
Hill, Derek [WR], Arizona	1989-90
Hill, Harlon [E], Florence State	1962
Hill, Jim [B], Tennessee	1955
Hillebrand, Jerry [LB], Colorado	1968-70
Hills, Tony [DT], Texas	2008-10
Hilton, John [E], Richmond	1965-69
Hines, Glen Ray [OT], Arkansas	1973
Hinkle, Bryan [LB], Oregon	1982-93
Hinkle, John [B], Syracuse	1943*
Hinnant, Mike [TE], Temple	1988-89
Hinte, Hale [E], Pitt	1942
Hinton, Chuck [T], North Carolina College	1964-71
Hippis, Claude [B], Georgia	1952-53
Hoague, Joe [B], Colgate	1941-42, 46
Hoak, Dick [B], Penn State	1961-70
Hoel, Bob [G], Minnesota	1935
Hoffmann, Dave [LB], Washington	1993
Hogan, Darrell [G], Trinity-Texas	1949-53
Hoge, Merrill [RB], Idaho State	1987-93
Hohn, Bob [B], Nebraska	1965-69
Hoke, Chris [DT], BYU	2001-10
Holcomb, Bill [T], Texas Tech	1937
Holler, Ed [LB], South Carolina	1964
Holliday, Corey [WR], North Carolina	1995-97
Hollingsworth, Joe [B], East Kansas State	1949-51
Holm, Bernard [B], Alabama	1933
Holmer, Walt [B], Northwestern	1933



**ERNIE HOLMES**

Holmes, Earl [LB], Florida A&M	1996-01
Holmes, Ernie [DT], Texas Southern	1972-77
Holmes, Mel [OT], N. Carolina A & T	1971-73
Holmes, Antonio [WR], Ohio State	2006-09
Hood, Frank [B], Pitt	1933
Hood, Ziggy [DE], Missouri	2009-10

\*Steelers combined with Philadelphia Eagles \*\*Steelers combined with Chicago Cardinals. Current players in bold



## STEELERS ALL-TIME ROSTER

Hope, Chris [S], Florida State	2002-05	Kapele, John [T], BYU	1960-62	Lambert, Jack [LB], Kent State	1974-84
Hornick, Bill [T], Tulane	1947	Kapinos, Jeremy [P], Penn State	2010	Lantz, Montgomery [C], Grove City	1933
Howe, Garry [NT], Colorado	1992	Kaplan, Phil [G], Miami (Fla.)	1947	Lanza, Chuck [C], Notre Dame	1988-89
Howe, Glen [DT], So. Mississippi	1985	Karcis, John [B], Carnegie Tech	1936-38	Larose, Dan [T], Missouri	1964
Hubbard, Cal [T], Geneva & Centenary	1936	Karpowich, Ed [T], Catholic U.	1936-39	Lassans, Lou [E], Western Maryland	1938
Hubka, Gene [B], Bucknell	1947	Karras, Ted [T], Indiana	1958-59	Lasse, Dick [LB], Syracuse	1958-59
Huff, Alan [NT], Marshall	1987	Kase, George [G], Duquesne	1939	Lattner, John [B], Notre Dame	1954
Hughes, David [RB], Boise State	1986	Kavel, George [B], Carnegie Tech	1934	Laux, Ted [B], St. Joseph (Pa.)	1943*
Hughes, Dennis [TE], Georgia	1970-71	Keating, Tom [DT], Michigan	1973	Law, Hubbard [C], Sam Houston	1942, 45
Hughes, Dick [B], Tulsa	1957	Keisel, Brett [DE], BYU	2002-10	Lawrence, Ben [G], Indiana (Pa.)	1987
Hughes, George [G], William & Mary	1950-54	Keith, Craig [TE], Lenoir-Rhyne	1993-94	Layne, Bobby [OB], Texas	1958-62
Hunter, Art [C], Notre Dame	1965	Kelley, Jim [E], Notre Dame	1964	Lea, Paul [T], Tulane	1951
Hunter, Hal [G], Pitt	1956	Kellum, Marv [LB], Wichita State	1974-76	Leahy, Bob [OB], Emporia State	1971
Huntley, Richard [RB], Winston-Salem State	1998-00	Kelsay, Chad [LB], Nebraska	1999	Leahy, Gerald [T], Colorado	1957
<b>I</b>					
Ilkin, Turch [OT], Indiana State	1980-92	Kelsch, Mose [B], Christian	1933-34	Lee, Bernard [B], Villanova	1938
Itzel, John [B], Pitt	1945	Kemoatou, Chris [G], Utah	2006-10	Lee, Danzell [TE], Lamar	1987
Ivy, Corey [CB], Oklahoma	2009	Kemp, Jack [OB], Occidental	1957	Lee, Greg [DB], Arkansas State	1988
Ivy, Frank [E], Oklahoma	1940	Kemp, Ray [T], Duquesne	1933	Lee, Herman [T], Florida A & M	1957
Iwoma, Chidi [CB], California	2002-06	Kenerson, John [G], Kentucky State	1962	Lee, John [B], Carnegie Tech	1939
Izo, George [QB], Notre Dame	1966	Kerkoian, Gary [OB], Stanford	1952	Lehrfridge, Dick [B], West Virginia	1966
<b>J</b>					
Jackson, Alonzo [LB], Florida State	2003-04	Keys, Brady [B], Colorado State	1961-67	Leftwich, Byron [OB], Marshall	2008, 10
Jackson, Earnest [RB], Texas A&M	1986-88	Kichefski, Walt [E], Miami	1940-42, 44*	Legursky, Doug [C], Marshall	2009-10
Jackson, John [OT], Eastern Kentucky	1988-97	Kielbasa, Max [B], Duquesne	1946	Lemek, Ray [G], Notre Dame	1962-65
Jackson, Lenzie [WR], Arizona State	2001-02	Kiesling, Walt [G], St. Thomas	1937-38	Lester, Tim [FB], Eastern Kentucky	1995-98
James, Dan [T], Ohio State	1960-66	Kiick, George [B], Bucknell	1940, 45	Letsinger, Jim [G], Purdue	1933
Janecek, Clarence [G], Purdue	1933, 35	Killorin, Pat [C], Syracuse	1966	Levanti, Lou [G], Illinois	1951-52
Jansante, Val [E], Duquesne	1946-51	Kilroy, Frank [T], Temple	1943*	Levey, Jim [B]	1934-36
Jarvi, Toimi [B], Northern Illinois	1945	Kimble, Frank [E], West Virginia	1945	Lewis, Frank [WR], Grambling	1971-77
Jecha, Ralph [G], Northwestern	1956	King, Carlos [FB], North Carolina State	1998	Lewis, Joe [T], Compton Junior	1958-60
Jefferson, Roy [E], Utah	1965-69	King, Phil [B], Vanderbilt	1964	Lewis, Roy [CB], Washington	2008
Jelley, Tom [E], Miami	1951	Kirchner, Mark [OT], Baylor	1973	Lewis, Keenan [CB], Oregon State	2009-10
Jenkins, A.J. [LB/DE], Cal State-Fullerton	1989-90	Kirk, Ken [LB], Mississippi	1960	Liddick, Dave [T], George Washington	1957
Jenkins, John [S], Pittsburgh	1998	Kirkland, Levon [LB], Clemson	1992-00	Lind, Mike [B], Notre Dame	1965-66
Jenkins, Ralph [C], Clemson	1947	Kirschke, Travis [DE], UCLA	2004-09	Lipps, Louis [WR/KR], So. Mississippi	1984-91
Jeter, Tony [E], Nebraska	1966, 68	Kish, Ben [B], Pitt	1943*		
Johnson, Bill [DE], Michigan State	1995-96	Kissell, Ed [B], Wake Forest	1952-54		
Johnson, Charles [WR], Colorado	1994-98	Klapstein, Earl [T], Pacific	1946	<b>GENE "BIG DADDY" LIPSCOMB</b>	
Johnson, David [CB], Kentucky	1989-93	Klein, Dick [T], Iowa	1961	Lipscomb, Gene [T]	1961-62
Johnson, David [TE], Arkansas State	2009-10	Klumb, John [E], Washington State	1940	Little, David [LB], Florida	1981-92
Johnson, Jason [WR], Illinois State	1979	Knox, Darryl [LB], UNLV	1987	Littlefield, Carl [B], Washington State	1939
Johnson, John Henry [B], St. Mary's (Cal.) and Arizona State	1960-65	Kohrs, Bob [LB], Arizona State	1981-85	Lloyd, Greg [LB], Fort Valley State	1988-97
Johnson, Jovon [CB], Iowa	2006	Kolb, Jon [OT], Oklahoma State	1969-81	Lockett, Charles [WR], Long Beach St.	1987-88
Johnson, Malcolm [WR], Notre Dame	1999-00	Kolberg, Elmer [E], Oregon State	1941	Logan, Charles [E], Northwestern	1964
Johnson, Norm [PK], UCLA	1995-98	Kolodziejzski, Chris [TE], Wyoming	1984	Logan, Mike [S], West Virginia	2001-06
Johnson, Ron [CB], Eastern Michigan	1978-84	Kondrja, John [T], St. Vincent	1945	Logan, Stefan [WR], South Dakota	2009
Johnson, Tim [DE/DT], Penn State	1987-89	Kortas, Ken [T], Louisville	1965-68	Long, Bill [E], Oklahoma A & M	1949-50
Johnson, Troy [WR], Southern	1988-89	Kosanovich, Bronco [C], Penn State	1947	Long, Terry [G], East Carolina	1984-91
Johnston, Chet [B], Elmhurst & Marquette	1939-40	Koshlap, Jules [B], Georgetown	1945	Longnecker, Ken [T], Lebanon Valley	1960
Johnston, Rex [B], Southern Cal.	1960	Kotite, Dick [T], Wagner	1968	Looney, Don [E], TCU	1941-42
Jones, Aaron [DE/LB], E. Kentucky	1988-92	Kottler, Martin [B], Centre	1933	Lott, Andre [S], Tennessee	2006
Jones, Art [B], Richmond	1941, 45	Kranichick, Matt [TE], Penn State	2004-05	Lott, John [C/G], North Texas State	1987
Jones, Bruce [SS], Northern Alabama	1987	Kreider, Dan [FB], New Hampshire	2000-07	Loud, Kamil [WR], Cal-Poly San Luis Obispo	2000
Jones, Donta [LB], Nebraska	1995-98	Kresky, Joe [G], Wisconsin	1935	Love, Duval [G], UCLA	1992-94
Jones, Gary [S], Texas A&M	1990-91, 93-94	Kriewaldt, Clint [LB], Wisc.-Stevens Point	2003-07	Love, John [T], Pitt	1934
Jones, George [RB], San Diego State	1997	Krischer, Bill [G], Oklahoma	1958	Low, Reggie [LB], Troy State	1999
Jones, Jim [G], Notre Dame	2004	Kruczek, Mike [OB], Boston College	1976-79	Lowther, Russ [B], Detroit	1945
Jones, Mike [LB], Missouri	2001, 02	Krupa, Joe [OT], Purdue	1956-64	Lucas, Jeff [OT], West Virginia	1987
Jones, Victor [FB], Louisiana State	1993-94	Krutko, Larry [RB], West Virginia	1958-60	Lucente, John [B], West Virginia	1945
Jordan, Darin [LB], Northeastern	1988	Kuhn, John [RB], Shippensburg	2006	Luna, Bob [B], Alabama	1959
Jorden, Tim [TE], Indiana	1992-93	Kurpikis, Justin [LB], Penn State	2001-02	Lusteg, Booth [K], Connecticut	1968
<b>K</b>					
Kahler, Royal [T], Nebraska	1941	Kurrasch, Roy [E], UCLA	1948	Lyons, Mitch [TE], Michigan State	1997-99
Kakasic, George [G], Duquesne	1936-39	Kvaternik, Cvonimir [G], Kansas	1934		
Kalina, Dave [WR], Miami (Fla.)	1970	Lach, Steve [B], Duke	1946-47		
Kalis, Todd [G], Arizona State	1994	LaCrosse, Dave [LB], Wake Forest	1987	Ladujko, Pete [G], Maryland	1952, 54
<b>L</b>					
		Lajovsky, Bill [G], Catholic U.	1936	Lake, Carnell [SS], UCLA	1989-98
		Lake, Carnell [SS], UCLA	1989-98	Lamas, Joe [G], Mount St. Mary's	1942
		Lambert, Frank [K], Mississippi	1965-66		

\*Steelers combined with Philadelphia Eagles

\*\*Steelers combined with Chicago Cardinals.

Current players in bold

## STEELERS ALL-TIME ROSTER

### M

Mack, Red [B], Notre Dame	1961-63, 65
Mack, Rico [LB], Appalachian State	1993
Mackrides, Bill [QB], Nevada	1953
Maddox, Tommy [QB], UCLA	2001-05
Madison, Anthony [CB], Alabama	2006-10
Magac, Mike [G], Missouri	1965-66
Magulick, George [B], St. Francis	1944**
Mahan, Sean [C], Notre Dame	2007
Maher, Francis [B], Toledo	1941
Malkovich, Joe [C], Duquesne	1935
Mallick, Francis [T]	1965



**MARK MALONE**

Malone, Mark [QB], Arizona State	1980-87
Mandich, Jim [TE], Michigan	1978
Mansfield, Ray [C], Washington	1964-76
Manske, Edgar [E], Northwestern	1938
Manuel, Rod [DE], Oklahoma	1997-98
Maples, Bob [C], Baylor	1971
Maras, Joe [C], Duquesne	1938-40
Marchi, Basilio [C], NYU	1934
Marchbroda, Ted [QB], St. Bon'ture & Detroit	1953, 55-56
Marion, Jerry [B], Wyoming	1967
Marker, Henry [B], West Virginia	1934
Markland, Jeff [TE], Illinois	1988
Marotti, Lou [G], Toledo	1944**
Marsh, Curtis [WR], Utah	1997
Martha, Paul [B], Pitt	1964-69
Martin, John [B], Oklahoma	1944
Martin, Tee [QB], Tennessee	2000-01
Martin, Vernon [B], Texas	1942, 44**
Mason, Grant [CB], Michigan	2007
Masters, Bob [B], Baylor	1939, 43*
Masters, Walk [B], Penn	1944**
Mastrangelo, John [G], Notre Dame	1947-48
Matesic, Ed [B], Pitt	1936
Matesic, Joe [T], Arizona State	1954
Mathews, Ray [B], Clemson	1951-59
Mathis, Terance [WR], New Mexico	2002
Mattoli, Fran [G], Pitt	1946
Matuszak, Marv [LB], Tulsa	1953, 55-56
Maxson, Alvin [RB], So. Methodist	1977-78
May, Ray [LB], Southern Cal.	1967-69
Mayhew, Hayden [G], Tex. Mines	1936-38
Mays, Alvin [CB], West Virginia	1995
Mays, Lee [WR], Texas-El Paso	2002-06
Mazzanti, Jerry [E], Arkansas	1967
McAfee, Fred [RB], Mississippi College	1994-98
McBean, Ryan [DE], Oklahoma State	2007
McCabe, Richie [B], Pitt	1955, 1957-58
McCaffray, Art [T], Pacific	1946
McCall, Don [RB], Southern Cal.	1969
McCarthy, John [B], St. Francis	1944**
McClair, Jack [E], Bethune-Cookman	1955-60
McClung, Willie [T], Florida A & M	1955-57
McCombs, Glenn [TE], Central Florida	1986-87
McConnell, Dewey [E], Wyoming	1954
McCullough, Hugh [B], Oklahoma	1939, 43*

McDade, Karl [C], Portland	1938
McDonald, Ed [B], Duquesne	1936
McDonough, Coley [QB], Day	1939-41, 44**
McDonough, Paul [E], Utah	1938
McFadden, Bryant [CB], Florida State	2005-08, 2010
McFadden, Marv [G], Michigan State	1953-56
McGee, Ben [E], Jackson State	1964-72
McGovern, Rob [LB], Holy Cross	1991
McGriff, Tyrone [G], Florida A & M	1980-82
McHugh, Sean [TE], Penn State	2008-09
McKyer, Tim [CB], Texas-Arlington	1994
McLendon, Steve [DT], Troy	2010
McMakin, John [TE], Clemson	1972-74
McNally, Johnny "Blood" [B], St. John of Minnesota	1934, 37-39
McNamara, Ed [T], Holy Cross	1945
McPeak, Bill [E], Pitt	1949-57
McWilliams, Tom [B], Mississippi State	1950
Meadows, Ed [E], Duke	1955
Meeks, Bryant [C], South Carolina	1947-48
Mehlich, Chuck [E], Duquesne	1946-51
Meilinger, Steve [E], Kentucky	1961
Mendenhall, Rashard [RB], Illinois	2008-10
Merkovskiy, Elmer [T], Pitt	1944**
Merriweather, Mike [LB], Pacific	1982-87
Messner, Max [LB], Cincinnati	1964-65
Meyer, Dennis [DB], Arkansas State	1973
Meyer, Ron [QB], S. Dakota State	1966
Michael, Bill [G], Ohio State	1957
Michaels, Ed [G], Villanova	1943*
Michaels, Lou [E], Kentucky	1961-63
Michalik, Art [G], St. Ambrose	1955-56
Middleton, Kelvin [SS], Wichita State	1987
Midler, Lou [G], Minnesota	1939
Miles, Eddie [LB], Minnesota	1990
Miller, Heath [TE], Virginia	2005-10
Miller, Jim [QB], Michigan State	1995-96
Miller, Josh [P], Arizona	1996-03
Miller, Tom [E], Hampden Sydney	1943*
Mills, Ernie [WR], Florida	1991-96
Milons, Freddie [WR], Alabama	2003
Minarik, Henry [E], Michigan State	1951
Miner, Tom [E], Tulsa	1958
Mingo, Gene [K], no college	1969-70
Minni, Frank [B], San Jose State	1949
Minter, Michael [DT], North Texas State	1987
Modzelewski, Dick [T], Maryland	1955
Modzelewski, Ed [B], Maryland	1952
Moegle, Dick [B], Rice	1960
Momsen, Tony [C], Michigan	1951
Moore, Bill [B], Loyola of New Orleans	1933
Moore, Melwede [RB], Tulane	2008-10
Moore, Red [G], Penn State	1947-49
Morales, Gonzales [B], St. Mary's of California	1947-48
Morey, Sean [WR], Brown	2004-06
Morgan, Bob [B], New Mexico	1967-68
Morgan, Quincy [WR], Kansas State	2005
Moriarty, Tom [S], Bowling Green	1970
Morrall, Earl [QB], Michigan State	1957-58
Morris, Byron "Bam" [RB], Texas Tech	1994-95
Morris, John [B], Oregon	1960
Moser, Steve [RB], Virginia	1975
Morse, Rick [RB], Rhode Island	1978-79, 81-82
Mosher, Clure [C], Louisville	1942
Mosley, Norm [B], Alabama	1948
Moss, Paul [E], Purdue	1933
Mottley, Marion [B], Nevada	1955
Mott, Norm [B], Georgia	1934
Mularkey, Mike [TE], Florida	1989-91
Mulleneaux, Lew [C], Northern Arizona	1935-36
Mullins, Gerry [G/OT], Southern Cal.	1971-79

Mundy, Ryan [S], West Virginia	2009-10
Murley, Dick [T], Purdue	1956
Murray, Earl [G], Purdue	1952
Musulini, George, Pitt	1938
Myslinski, Tom [OL], Tennessee	1996-97, 2000

### N

Nagler, Gern [E], Santa Clara	1959
Naiota, John [B], St. Francis	1942, 45
Nardi, Dick [B], Ohio State	1939
Nelsen, Bill [QB], Southern Cal.	1963-67
Nelson, Darrell [TE], Memphis State	1984-85
Nelson, Edmund [NT/DE], Auburn	1982-87
Nery, Carl [G], Duquesne	1940-41
Newberry, Tom [G], Wisconsin-La Crosse	1995
Newsome, Harry [P], Wake Forest	1985-89
Nicolai, Armando [T/K], Duquesne	1934-42
Nichols, Allen [B], Temple	1945
Nicholas, Bob [T], Stanford	1965
Nickel, Elbie [E], Cincinnati	1947-57
Nickerson, Hardy [LB], California	1987-92
Nicksich, George [G], St. Bonaventure	1950
Nisby, John [G], Pacific	1957-61
Nix, Kent [QB], TCU	1967-69
Nixon, Mike [B], Pitt	1935
Nkwenti, Mathias [OT], Temple	2001-03
Nonie, Leo [G], Penn State	1948-49
Nofsinger, Terry [QB], Utah	1961-64
Noppenberg, John [B], Miami	1940-41
Nosich, John [T], Duquesne	1938
Nua, Shaun [DE], BYU	2005
Nutter, "Buzz" [C], VPI	1961-64
Nuzum, Jerry [B], New Mex. A & M	1948-51

### O

O'Brien, Fran [T], Michigan State	1966-67
O'Brien, John [E], Florida	1954-56
O'Delli, Mel [B], Duquesne	1944**
Odom, Henry [RB], South Carolina State	1983
O'Donnell, Neil [QB], Maryland	1990-95
Okobi, Chukky [C/G], Purdue	2001-06
Oehler, John [C], Purdue	1933-34
Oelrich, John [B], St. Ambrose	1938
O'Leary, Dan [TE], Notre Dame	2002
Oldham, Chris [CB], Oregon	1995-99
Oldham, Ray [DB], Middle Tennessee St.	1978
Olejniczak, Stan [T], Pitt	1935
Oliver, Clarence [DB], San Diego State	1969-70
Olsavsky, Jerry [LB], Pitt	1989-97
Olszewski, Al [E], Penn State & Pitt	1945
O'Malley, Joe [E], Georgia	1955-56
O'Neill, Bob [G], Notre Dame	1956-57
Oniskey, Dick [G], Chattanooga	1955
Orfan, Dave [DE/NT], Penn State	1987
Orlando, Bo [S], West Virginia	1998
Orr, Jim [E], Georgia	1958-60
Ortmann, Chuck [QB], Michigan	1951
O'Shea, Terry [TE], California [Pa.]	1989-90
Oswald, Paul [C], Kansas	1987
Owens, Darrick [WR], Mississippi	1992

### P

Paleli, Si'ulagi [G], Nevada-Las Vegas	1993
Palko, Tyler [QB], Pittsburgh	2009
Palmer, Tom [T], Wake Forest	1953-54
Papach, George [B], Purdue	1948-49
Parker, Frank [DT], Oklahoma State	1968-69
Parker, Willie [RB], North Carolina	2004-09
Parquet, Jeremy [OL], Southern Miss	2007-08
Parish, James [OL], Temple	1995
Paschell, Bill [B]	1940

\*Steelers combined with Philadelphia Eagles

\*\*Steelers combined with Chicago Cardinals.

Current players in bold







# STEELERS ALL-TIME ROSTER/COACHES

Wielh, Joe [T], Duquesne	1935
Wiggins, Paul [OT], Oregon	1997
Wilburn, J. R. [WR], South Carolina	1966-70
Wilcots, Solomon [S], Colorado	1992
Wiley, Jack [T], Waynesburg	1946-50
Wilkinson, Eric [RB/WR], Kent State	1989
Williams, Albert [LB], UTEP	1987
Williams, Dave [WR], Washington	1973
Williams, Don [G], Texas	1941
Williams, Eric [S], North Carolina State	1983-86
Williams, Erwin [WR], Maryland State	1969
Williams, Gerald [NT/DE], Auburn	1986-94
Williams, Jerral [LB], Purdue	1989-92
Williams, Joe [LB], Grambling	1987
Williams, Joe [B], Ohio State	1939
Williams, John L. [FB], Florida	1994-95
Williams, Ray [CB], Rhode Island	1987
Williams, Robert [S], Eastern Illinois	1974
Williams, Sidney [LB], Southern	1969
Williams, Trae [CB], South Florida	2009
Williams, Warren [RB], Miami [Fla.]	1988-92
Williams, Willie [CB], Western Car.	1993-96, 2004-05
Williamson, Fred [B], Northwestern	1960
Willis, Keith [DE], Northeastern	1982-87, 89-91
Wilson, Bill [E], Gonzaga	1938
Wilson, Cedrick [WR], Tennessee	2005-07
Wilson, Frank [TE], Rice	1982
Winfrey, Carl [LB], Wisconsin	1972
Wingle, Blake [G], UCLA	1983-85
Winston, Dennis [LB], Arkansas	1977-81, 85-86
Withycombe, Mike [C], Fresno State	1991
Witman, Jon [FB], Penn State	1996-01
Wolf, Jim [DE], Prairie View	1974
Wolfley, Craig [G/OT], Syracuse	1980-89
Wolford, Will [G/T], Vanderbilt	1996-98
Womack, Joe [B], Los Angeles State	1962
Woodard, Ken [LB], Tuskegee Institute	1987
Woodley, David [OB], LSU	1984-85
Woodley, LaMarr [LB], Michigan	2007-10
Woodruff, Dwayne [CB], Louisville	1979-85, 87-90
Woods, Donovan [LB], Oklahoma State	2008-09
Woods, Rick [S/CB], Boise State	1982-86
Woodson, Marv [B], Indiana	1964-69
Woodson, Rod [DB/KR], Purdue	1987-96
Woodford, Dannel [CB], Clemson	1999
Worldis, Jason [LB], Virginia Tech	2010
Worley, Tim [RB], Georgia	1989-91, 93
Woudenberg, John [T], Denver	1940-42
Wren, Lowe [B], Missouri	1960
Wright, Anthony [DB], South Carolina	1999
Wukits, Al [C], Duquesne	1943*-44*-45
Wydo, Frank [T], Cornell	1947-51

## Y

Young, Al [WR], South Carolina State	1971-72
Young, Dick [B], Chattanooga	1957
Young, Theo [TE], Arkansas	1987
Young, Walter [WR], Illinois	2006
Younger, Paul [B], Grambling	1958
Yurchey, John [B], Duquesne	1940

## Z

Zaninelli, Silvio [B], Duquesne	1934-37
Zereoue, Amos [RB], West Virginia	1999-03
Zgonina, Jeff [DL], Purdue	1993-94
Zimmerman, Leroy [QB], San Jose State	1943*
Zombek, Joe [E], Pitt	1954
Zoppetti, Frank [B], Duquesne	1941

\*Steelers combined with Philadelphia Eagles  
\*\*Steelers combined with Chicago Cardinals  
Current players in bold

## All-Time Head Coaches

Coach (Years)	Overall** Record	Coach (Years)	Overall** Record
Austin, Bill [1966-68]	11-28-3 [298]	McNally, Johnny "Blood" [1937-39]	6-19-0 [240]
Bach, Joe [1935-36, 52-53]	21-27-0 [438]	Michelosen, Johnny [1948-51]	20-26-2 [438]
Bell, Bert [1941]	0-2-0 [000]	Nixon, Mike [1965]	2-12-0 [143]
Cowher, Bill [1992-06]	161-99-1 [619]	Noll, Chuck [1969-1991]	209-156-1 [572]
DiMello, Luby [1934]	2-10-0 [167]	Parker, Raymond [1957-64]	51-48-6 [514]
Donelli, Aldo [1941]	0-5-0 [000]	Sutherland, Jack [1946-47]	13-10-1 [563]
Douss, Forrest [1933]	3-6-2 [364]	Tomlin, Mike [2007-10]	48-23 [676]
Kiesling, Walt [1939-40, 41-44*, 54-56]	30-55-5 [361]	<b>Total</b>	<b>579-533-21 [676]</b>
Leonard, Jim [1945]	2-8-0 [200]		

\*Kiesling was co-head coach with Greedy Neale in 1943 [Phi-Pitt] and with Phil Handler in 1944 [Card-Pitt] \*\*Record includes postseason

## All-Time Assistant Coaches

April, Bobby	1994-95	Leonard, Jim	1942
Anderson, Ken	2007-09	Lewis, Art	1960-61
Arians, Bruce	2004-10	Lewis, Marvin	1992-95
Archer, Mike	1996-02	Lewis, Tim	1995-03
Bach, Joe	1935-36	Ligashesky, Bob	2007-09
Ball, Herman	1955	McGraw, Thurman	1958-61
Blackledge, Ron	1982-91	McLaughlin, Leon	1966-68
Bratkowski, Bob	1999-00	McPeak, Bill	1956-58
Brazil, Dave	1989-91	Meyers, Bill	1984
Bridgers, John	1969	Michelosen, John	1946-47
Butler, Jack	1961-63	Mitchell, Scott	1994-10
Butler, Keith	2003-10	Montgomery, Jackie	2010
Capers, Dom	1992-94	Moore, Tom	1977-89
Carson, Bud	1972-77	Moore, Tom	1936
Cherundolo, Charles	1948-57, 61	McNally, Johnny "Blood"	1936
Clements, Tom	2001-03	Mularkey, Mike	1996-03
Coley, Max	1969-71	Neale, Greasy	*1943
Craft, Russ	1956	Nixon, Mike	1961-65
Culley, David	1996-98	Ormiston, Ken	1948-50
Daniel, James	2004-10	Painter, Dwain	1988-91
Davis, Robert	1951	Panili, Babe	1971-73
DePasqua, Carl	1968	Patrick, Frank	1948
DiMancheff, Boris	1958-59	Perles, George	1972-81
Dorais, Gus	1952	Perry, Darren	2003-06
Doran, Jim	1964-65	Perry, Lowell	1957
Dotson, Rollic	1978-81	Piasman, Dick	1958-61
Dudley, Bill	1956	Radakovich, Dan	1971, 74-77
Dungy, Tony	1981-88	Ramsay, Buster	1962-64
Eatman, Irv	2000	Reese, Cad	1934-36
Erhardt, Ron	1992-95	Riecke, Lou	1970-79
Evans, Walt	1982-88	Ronczani, Gene	1954
Everest, Al	2010	Robinson, Willy	2001-03
Fletcher, Tom	1966-68	Rooker, Harvey	1948
Fichtner, Randy	2007-10	Rooney, JP	1934-35
Fitzgerald, Dennis	1982-88	Rust, Rod	1989
Fox, John	1989-91	Sherman, Ray	1998
Fry, Bob	1969-73	Skladany, Joseph	1947
Furness, Steve	1992-93	Skonich, Nick	1955-57
Gailey, Chan	1994-97	Snyder, Bob	1955
Gilbride, Kevin	1999-00	Sorter, Wilbur	1940
Gilmer, Harry	1957-60	Souchak, Frank	1946
Green, Joe	1987-91	Spencer, Kevin	2002-06
Grimm, Russ	2001-06	Spezzaferro, John	*1976
Guy, John	1992-93	Stautner, Ernie	1963-64
Hackett, Walter	1969-70	Stephenson, Kent	1992-00
Handler, Phil	*1944	Stewart, George	1989-91
Harrison, Bob	1992-93	Stiller, Ken	1958-63
Haslett, Jim	1997-99	Summer, Charley	1969-72
Hayes, Jay	1999-01	Taglor, Hugh	1966-68
Hefferle, Ernie	1965	Taglor, Lionel	1970-76
Heinrich, Don	1966-68	Torgeson, LaVerne	1962-68
Henry, Jack	1950-91	Uram, Paul	1972-81
Hoak, Dick	1972-06	Valesente, Bob	1990-91
Hodgson, Pat	1992-95	Walls, Will	1962-63
Horton, Ray	2004-10	Walker, Dick	1978-81
Hughes, Jed	1984-88	Walton, Frank	1947
Hunter, Hal	1985-88	Walton, Joe	1990-91
Jackson, Kenny	2001-03	Whipple, Mark	2004-06
Jones, Amos	2007-10	Whisenhunt, Ken	2001-06
Jones, Edgar	1953	Widenhofer, Woody	1973-83
Keane, Tom	1965	Wilson, Kirby	2007-10
Kiesling, Walt	*1938-39, 41, 49-54, 57-61	Wray, Lud	1945
Koib, Jon	1982-91	Zierlein, Larry	2007-09
Kugler, Sean	2010	Zook, Ron	1996-1998
Kuharich, Joe	1946		
Lake, Carnell	2010		
Layne, Bobby	1964-65		
LeBeau, Dick	1992-96, 04-10		

\*Kiesling and Neale were co-head coaches of Phi-Pitt in 1943  
Kiesling and Handler were co-head coaches of Card-Pitt in 1944  
Current coaches in bold

## STEELERS ALL-TIME JERSEY NUMBERS

- 00** Johnny Clement (46-48)
- 0** Jack Collins (62)  
Johnny Clement (46-48)
- 1** Anthony Wright (99), Gary Anderson (82-94), Dave Trout (81), Merlyn Condit (40), Warren Heller (36), Zeher (35)
- 2** Dennis Dixon (08-09), Brian St. Pierre (03-04, 06-07), Todd Peterson (02), Matt George (98), Jon Stagers (70-72), Bill Lajousky (36), Sigurd Sandberg (35)
- 3** Jeff Reed (02-10), Kris Brown (99-01), Rohn Stark (95), Mark Royals (92-94), Andy Tomasic (42), Bill Dudley (42), Thomas Thompson (40), Maurice Bray (35)
- 4** Byron Leftwich (08, 10), Tyler Palko (09), Josh Miller (96-03), Dan Strzyzinski (90-91), Andy Tomasic (42), Frank Bykowski (40), Mel Pittman (35)
- 5** Paul Ernster (08), David Trout (87), Craig Colquitt (78-81, 83-84), Terry Hanratty (69-76), John Binotto (42), Henry Bruder (40), George Rado (36), Gene Augustferner (35)
- 6** Shaun Suisham (10) Bubby Brister (86-92), Jim Elliott (67), Chester Johnson (40), Cosgrove (35)
- 7** Ben Roethlisberger (04-10), Pete Gonzalez (98-99), Reggie Collier (87), Jack Kemp (57), John Lyle (56), James Finks (51-52, 54-55), Leroy Zimmerman (43), Reggie Coldagelli (40), Reznichak (35)
- 8** Tommy Maddox (01-05), Everett Fisher (40), Joseph Yurcic (40), DeLuca (35)
- 9** Daniel Sepulveda (07-10), Norm Johnson (95-98), Matt Bahr (79-80), Dick Brown (69), John Fonuria (67-68), George Kiick (40), Bush (35)
- 10** Dennis Dixon (10) Santonio Holmes (06-09), Kordell Stewart (95-02), John Bruno (87), Scott Campbell (84-86), Roy Gerela (71-78), Kent Nix (67-69), Ron Smith (66), Rudy Bukich (60-61), Dan Nolan (59), Earl Morrall (57-58), Alex Sherman (43), Russell Cotton (42), Boyd Brumbaugh (40), Byron (Whizzer) White (38), Dom Cara (37), Wayne Sandefur (36), Stan Dlejnyczak (35), Marv Ellstrom (35)
- 11** Stefan Logan (09), Quincy Morgan (05), Kent Graham (00), Mike Quinn (97), Rick Strom (89-93), Jeff Quinn (82), Gene Mingo (69), Rich Badar (67), Ron Meyer (65), Howard Hartley (49-51), Norm Masley (48), Curtis Sandig (42), John Schmidt (40), John Yurchey (40), Mike Basrak (37), Maurice Bray (36), Valenti (35), Van Horn (35)
- 12** Terry Bradshaw (70-83), Terry Nofsinger (63-64), Jack Scarbath (56-57), Vic Eaton (55), Stan Zajdel (51), Nick Skorich (48), Dick Riffle (42), Morgan Tiller (42), William Patterson (40), Bill Davidson (37), Henry Weisenbaugh (35), Alex Rado (35)
- 13** Jeremy Kapinos (10), Bill Mackrides (54), Lee Mulleneaux (36), Redding (35), Harbes (35)
- 14** Limas Sweed (08-09), Tom Rouen (02), Shane Edge (96), Neil O'Donnell (90-95), Todd Blackledge (88-89), Alan Watson (70), Bill Shockley (68), Bill Nelsen (63-67), Vic Eaton (54), Ed Kissell (52-54), Lynn Chandnois (51), Ernest Bonelli (46), Joseph Maras (40), George Kase (36-37), George Nicksich (35), John Gildea (35)
- 15** Willie Reid (06-07), Bobby Shaw (98), Steve Bono (87-88), Mike Kruczek (76-79), George Izo (65), Ed Brown (62-64), Ted Laux (43), Vernon Martin (42), John Blood McNally (37), Vic Vidoni (35), Warren Heller (35)
- 16** Charlie Batch (02-10), Jim Miller (94-96), Mark Malone (80-87), Neil Graff (76-77), Dock Mosley (69), Ken Hebert (68), Tommy Wade (64-65), John Green (60), Len Dawson (57-59), Dave Androzowski (56), Gonzales Morales (47-48), Allan Donelli (42), Carroll Raborn (36-37), Clarence Janecek (35), Ben Ciccone (35)
- 17** Mike Wallace (09-10), Mitch Berger (08), Chris Gardocki (04-06), Tee Martin (00-01), Curtis Marsh (97), John Goodson (82), Joe Gilliam (72-75), Dick Shiner (68-69), Ted Marchibroda (55), Paul Held (54), Maurice Duncan (54), Gary Kerkerian (52), Joe Glamp (47-49), Joe Hogue (42), Armand Niccolai (35-37, 40), Bob Hall (35)
- 18** Walter Young (06), Mike Tomczak (93-99), Harry Newsome (85-89), Cliff Stoudt (77-83), Terry Nofsinger (61-62), Jack Stephens (59), Jack Kemp (57-58), Ted Marchibroda (55-57), Pat Brady (54), Chuck Ortmann (52), Alex Lukachik (42), Frank Sullivan (40), Max Fiske (37), Loran Ribble (35), George Rado (35)
- 19** Tyler Grisham (09-10), Andre Coleman (97), David Woodley (84-85), Maury Duncan (56), Pat Stark (56-58), George Somers (42), Max Fiske (37), Vic Vidoni (36), Turner (35), Johnson (35)



- 20** Bryant McFadden (05-08, 10), Keenan Lewis (09), Dewayne Washington (98-03), Eric Pegram (95-96), Dwight Stone (87-94), Ernest French (82), Rocky Bleier (71-80), Paul Marth (64-69), Jack Stanton (61-62), Bill Butler (61), Jack Morris (60), Don Sutherland (59), Jack Call (59), Dick Christy (58-59), Eugene Cichowski (57-58), John Howle (56), Gene Rossi (56), Pat Stark (54), Howard Hartley (52), George Sirochman (42), Elmer Hackney (42), Rondour (35), Wilbur Sortet (34-37, 40)

- 21** Melwede Moore (08-10), Ricardo Colclough (04-06), Amos Zereoue (99-03), Bo Orlando (98), Donnell Woolford (97), Deon Figures (93-96), Richard Bell (90), Greg Lee (88), Eric Williams (83-86), Tony Dungy (77-78), Glenn Scolnick (73), Gene Mingo (70), Jim Shorter (69), Jim Bradshaw (64), Karl Karlivacz (61), Lou Levanti (51), Chuck Cherundolo (42, 48), Lou Tomasetti (40), John Vaughan (35)

- 22** William Gay (07-10), Duce Staley (04-06), Dee Brown (03), Hank Poteat (00-02), Terrance Joseph (98), John L. Williams (94-95), Larry Griffin (87-93), Rick Woods (82-85), Ernie Pough (76), Dick Conn (74), Bobby Layne (58-62), Richie McCabe (58), Fred Bruney (57), Lowell Lander (56), Jack Zachary (54), Harold Payne (52), Jerry Nuzum (48-49, 51-52), Ralph Wenzel (42), John Klumb (40), Frank Ivy (40), Silvio Zaninelli (35-37)



## STEELERS ALL-TIME JERSEY NUMBERS

**23** Keenan Lewis (10), Tyrone Carter (04-09), Jason Simmons (98-01), Anthony Daigle (94-95), Sammy Walker (91-92), Tim Tyrrell (89), Spark Clark (87), Chris Brown (83-85), Fred Bohannon (82), Mike Wagner (71-80), Bob Campbell (69), Jim "Cannonball" Butler (65-67), Bill "Red" Mack (61-63), Harold Payne (52), Joe Gasparella (51), Ed Paskey (51), Bill Pavlikowski (51), Armand Niccolai (42), John Berdelli (42), Rocco Pirro (40), John Gildea (36), Oliver (35)

**24** Ike Taylor (03-10), Nakia Codie (00), Chris Oldham (95-99), Tim McKyer (94), Richard Shelton (91-93), Rodney Carter (88-89), Rich Erenberg (84-86), J.T. Thomas (73-81), Kenny Graham (70), Jon Henderson (68-69), Jim Bradshaw (64-65), John Sample (61-62), Bob Luna (59), Clive Bullion (59), Billy Wells (57-58), Dick Hughes (57), Henry Ford (56-57), Richie McCabe (55, 58), Russ Craft (54), Claude Hippias (52), Ed Brett (37), John Turley (36), Souffley (35)



**25** Ryan Clark (06-10), B.J. Tucker (03), Fred McAfee (95-98), Gary Jones (90-91, 93-94), David Arnold (89), Anthony Tuggle (85-87), Greg Best (83), Marvin Cobb (80), Ray Oldham (78), Ron Shanklin (70-74), Don Shy (67-69), Jerry Simmons (63, 66), Kraig Lofquist (65), Roy Curry (63), David Ames (60), Ray Mathews (52, 54-59), Dick Hendley (51), Jack Butler (50), John Naiota (42), Coley McDonough (40), Vince Sites (36-37), Bill Snyder (35), Ben Smith (34)

**26** Will Allen (10) Deshea Townsend (98-09), Rod Woodson (87-96), John Swain (85-86), Scoop Gillespie (84), Preston Pearson (70-74), John Sodaski (69), Rocky Bleier (68), Brady Keys (61-67), Joe Scudero (60), Ron Hall (59-60), Gary Glick (57-59), Lou Baldacci (56), Dewey McConnell (54-55), Art DeCarlo (54), Bill Robinson (52), Bill Holcomb (37), Ed Skoronski (36), Joe Wiehl (35), John Oehler (34)

**27** Jonathan Dwyer (10), Joe Burnett (09), Anthony Smith (06-08), Willie Williams (04-05), Brent Alexander (00-03), Travis Davis (99), Willie Williams (93-96), Thomas Everett (88-91), Greg Hawthorne (79-83), Glen Edwards (71-77), Clarence Oliver (69-70), Bill Mack (65), Dick Haley (61-64), Dean Derby (57-61), Ted Wegert (57), Gary Glick (56), Lou Baldacci (56), Tad Weed (55), Jim Brandt (52-54), Fran Rogel (51), George Papach (48-49, 51), John Butler (43), Dick Riffle (42), Clarence Thompson (37), Ed McDonald (36), Charles Casper (35), George Kavel (34)

**28** Crezdton Butler (10), Jovon Johnson (06), Chris Hope (02-05), Ainsley Battles (00), John Jenkins (98), Alvoid Mays (95), Lupe Sanchez (86-88), Robert Williams (84), Alvin Maxson (77-78), Ocie Austin (70-71), Clendon Thomas (62-68), Henry Clement (61-62), Rex Johnston (60), Don Nikles (60), Don Bishop (59), Jim Smith (59), George Volkert (58), Dick Hughes (57), Lou Cimarolli (56), Leon Campbell (55), Ed Kissell (55), Al Brosky (54), Pat Brady (52), Tony Momsen (51), John Gruble (51), Bob Davis (48-49), Theo Doyle (40-42), Sigurd Sandberg (36-37), Chase (35)

**29** Ryan Mundy (09-10), Chidi Iwuoma (02-06), Lance Brown (98-99), Randy Fuller (95-97), Barry Foster (90-94), Cornell Gowdy (87-88), Ron Johnson (77-84), Brent Sexton (77), John Dockery (72-73), Fred Barry (70), Bob Hohn (65-69), Joe Smaltz (60-63), Walt Williamson (59), Lowell Lander (56), Joe Lamas (42), Don Campbell (40), Stu Smith (37), Ben Smith (35)

**30** Roy Lewis (08), Allen Rossum (07), Chad Scott (97-04), Victor Jones (93), Frank Pollard (83-88), Larry Anderson (78-81), Terry Cole (70), Bill Asbury (66-69), Bob Harrison (64), Tom Tracy (58-63), Ed Sears (58), Stan Zajdel (52), Truett Smith (51), Vince Ragnas (49), Bill Garnaas (48), George Gonda (42), Don Looney (42), Stan Pavkov (40), Joe Cardwell (37), John Karcis (36), Norm Greeney (35)

**31** Fernando Bryant (08), Mike Logan (01-06), Donnie Shell (74-87), Al Young (72), Carl Crennel (70), Ed Holler (64), C.R. Roberts (59), Larry Krutko (58), Bill Hewitt (43), Bob Masters (43), Tony Bova (42)

**32** Franco Harris (72-83), Hubie Bryant (70), Ken Liberto (69), Byron McCabe (68), Joe Womack (62-63), Willie Simpson (61), Ted Wianowski (56), Charles Gauer (43), Tom Brown (42), Ben Vaznelis (42), Henry Marker (34)

**33** Isaac Redman (10), Gary Russell (07-08), Russell Stuvaints (03-05), R.J. Bowers (01), Richard Huntley (98-00), Byron "Bam" Morris (94-95), Merril Hoge (87-93), Harvey Clayton (83-86), Anthony Anderson (79), John Fuqua (70-76), Walt Mitchell (69), Theron Sapp (63-65), Dick Young (58), Fran Rogel (54-57), Jerry Shipkey (51-52), George Murphy (51), Charles Seabright (48-49), Stephen Sader (43), Allan Donelli (42), Walter Lamas (42), Walter Strosser (42), George Piatukich (40), John Gildea (37), Joe Malkovich (35), Silvio Zaninelli (34)




**34** Rashard Mendenhall (08-10), Verron Haynes (02-07), Tim Lester (95-98), Leroy Thompson (91-93), Walter Abercrombie (82-87), Andy Russell (66-76), Bob Soleau (64), Bob Simms (62), Charles Scales (60-61), Leo Elter (58-59), Lem Harkey (55), Paul Cameron (54), Fran Rogel (52), Hubbard Law (42), Warren Heller (34)

**35** Trae Williams (09), Corey Ivy (09), Dan Kreider (00-07), Carlos King (98), Fred McAfee (94), Delton Hall (87-91), Ray Williams (87), Jack Deloplaine (76-79), Steve Davis (72-74), Booth Lusteg (68), Tom Watkins (68), John Henry Johnson (60-65), Rudy Hayes (59), Paul Younger (58), Dick Young (57), Charles Shepard (56), Sam Pino (56), Tom Calvin (52, 54-55), Joe Geri (49-51), Bill Dudley (42), John Schiehl (42), Walt Kiesling (37), Ed Karp (36), John Blood McNally (34)

## STEELERS ALL-TIME JERSEY NUMBERS

**36** Jerome Bettis (96-05), Fred Foggie (94), David Hughes (86), Todd Spencer (84-85), Guy Ruff (82), Wentford Gaines (77), Dave Brown (75), Jim Brumfield (71), Don McCall (69), Charlie Blivins (67), Clarence Peaks (64-65), Andy Russell (64), Wilbert Scott (61), Rudy Hayes (60, 62), Marion Motley (55), Don Samuel (49-50), John Woudenberg (40, 42), Ed Karp (36-37, 40), Basilio Marchi (34)



CARNELL LAKE

**37** Anthony Madison (06-10), Ainsley Battles (04), Carnell Lake (89-98), Kelvin Middleton (87r), Donnie Elder (86), Frank Wilson (82), Laverne Smith (77), Bill Cahill (73), Charles Beatty (69-70, 72), Bob Morgan (67), Bob Smith (66), Ken Kirk (62), Mike Henry (60-61), Bo Dickinson (59), Dale Atkinson (57-58), Marion Motley (55), Burrell Shields (54), Jack Wagner (54), Jack Spinks (52), Joe Hollingsworth (51), Henry Minarik (51), Bill McPeak (49), Ernest Steele (43), Clure Mosher (42), Mose Kelsch (34).

**38** Carey Davis (07-09), Jon Witman (96-01), Tim Worley (89-91, 93), Rock Richmond (87r), Elton Veals (84), Sidney Thornton (77-81), Ed Bradley (72-75), Earl Gros (67-69), Mike Lind (65-66), Frank Pastin (42), John Love (34)

**39** Willie Parker (04-09), Erik Totten (02), Darren Perry (92-98), Rick Moser (79-82), Sidney Thornton (78), Bobby Walden (68-77), Larry Krutko (58-61), Allan Cann (58), Sid Watson (55-57), Leo Elter (54), Ed Modzelewski (52), David Bernard (42), George Dobash (42), John Perko (37, 40), Max Fiske (36), Armand Niccolai (34)

**40** Patrick Cobbs (06), Myron Bell (94-97, 01), Stan Smagala (92), Richard Shelton (90), Eric Wilkerson (89), Dan Reeder (86-87), Anthony Corley (84), Randy Reutershan (78), Preston Carpenter (60-63), Russ Craft (54), George Hughes (51), Mike Rodak (42), Carl Nery (40), Hayden Mayhew (37), Rudy Tesser (34-35)

**41** Grant Mason (07), Andre Lott (06), Lee Flowers (95-02), Solomon Wilcots (92), Kevin Smith (91), Chris Sheffield (86-87), Sam Washington (82-85), Tom Moriarty (80), Nat Terry (78), Dennis Meyer (72-73), Larry Elkins (69), Bernie Wyatt (62), Earl Girard (57-58), Fred Bruney (56), Lowell Perry (56), Dick Doyle (55), Johnny Lattner (54), Tony Bova (42)

**42** John Kuhn (06), Myron Bell (00), Randy Cuthbert (93), Warren Williams (88-92), Dave Edwards (85-87), Anthony Washington (81-82), Dick Hoak (61-70), Lowe Wren (60), Dick Alban (56-59), Jim Hill (55), Jack Collins (52), Pat Brady (52), Joe Hollingsworth (49-51), Harry Sweesy (51), Ray Evans (48), Walter Kichefski (42), Samuel Boyd (40)

**43** Troy Polamalu (03-10), George Jones (97), Steve Avery (94-95), Shawn Vincent (91), Ray Wallace (89), Earnest Jackson (87-88), Tim Harris (83), Frank Lewis (71-77), Erwin Williams (69), Glen Glass (63), Overton Curtis (61), Tom Barnett (59-60), Fay Mitchell (58), William Bowman (57), Jim Hill (55), Jack Hinkle (43)

**44** Frank Summers (09-10), Najeh Davenport (06-08), Terry Richardson (96), D.J. Johnson (89-93), Rodney Carter (87), Henry Odum (83), Frank Pollard (80-82), Mike Collier (75-76), Lee Calland (69-72), Bob Wade (68), Bill Daniels (61-66), Bert Rechichar (60), Art Davis (58), Earl Girard (57), Vic Pollack (52), Ray Mathews (51), Dick Hensley (51), Tony Compagno (48), John Sandersen (42), Stu Smith (40), Carl Littlefield (41), Bill Breedon (37), Forrest Douds (34-35)

**45** Chris Fuamatu-Ma'afala (98-02), Chuck Sanders (86-87), Russell Davis (80-83), Jim Allen (74-77), John Nice (69), Dick Compton (67-68), Ralph Felton (58), Brad Myers (57), Art Davis (56), Paul Cameron (54), Bob Cifers (47-48), Walter Kichefski (40, 42), Norm Greeney (34)

**46** Arnold Harrison (05), Dante Brown (03), Troy Sadowski (97-98), Reggie Harrison (74-77), Warren Bankston (69-73), Chet Anderson (67), Frank Lambert (65-66), Phil King (64), Bob Ferguson (62-63), Bob Coronado (61), Fred Williamson (60-61), Charley Toll (59), Billy Reynolds (58), Bill Walsh (49-51), Ed Ryan (48), Arthur Albrecht (42)

**47** Ron Stanley (06), Scott Shields (99-00), Bruce Jones (87r), Cameron Riley (87), Steve Morse (85), Mel Blount (70-83), Marv Woodson (64-69), Jackie Simpson (61-62), Dick Moegele (60), Izzy Weinstock (37), Ed Matesic (36)

**48** Matt Cushing (00-04), A.J. Dfodile (95), David Little (81), John Rowser (70-73), Gary Ballman (62), Leroy Reed (58), Lionel Reed (56), Joe Gasparella (48, 51), Eberle Schultz (42), Jesse Quatse (34)

**49** Sean McHugh (08-09), Barron Miles (95), Dwayne Woodruff (79-90), Ralph Anderson (71-72), John Sodaski (70), Lou Harris (68-69), Amos Bullock (66), Bob Sherman (64-65), Ronnie Hall (59), William Bowman (57), Lynn Chandnois (52, 54-56), Charles Ortman (51), Jerry Shipkey (48-49), Bob Thurban (43)



LARRY FOOTE

**50** Larry Foote (02-08, 10), Rocky Bolman (09), Earl Holmes (96-01), Reggie Barnes (93), David Little (80-92), Darryl Knox (87r), Tom Graves (79), Jim Clack (69-77), Bill Saul (64, 66-68), John Reger (55-63), Stan Sheriff (54), Melvin Fulwyler (54), George Tarasovic (52), Al Wukits (43), Harold Hinte (42), Nick Studen (42), John Noppenburg (40)

**51** James Farris (02-10), Mike Jones (01), Carlos Emmons (96-99), Ed Robinson (94), Chuck Lanza (88-89), Paul Oswald (87), John Lott (87r), Dan Turk (85-86), Loren Toews (73-83), Bob Maples (71), Jim Powell (66), Ken Henson (65), Buzz Nutter (61-64)



## STEELERS ALL-TIME JERSEY NUMBERS

**52** Mike Webster (74-89), Jim O'Shea (71), Sid Williamson (69), Mike Connelly (63), Gene Breen (65), Jack Klotz (59), George Tarasovic (57-58), Charles Lattimer (54), Ray Graves (43)

**53** Maurkice Pouncey (10), Bruce Davis (08), Clark Haggans (00-07), Steven Conley (96-98), Bryan Hinkle (81-93), Dennis Winston (77-81), Greg Blankenship (76), Ray Pinney (76), Henry Davis (70-73), John Campbell (65-69), Ken Kirk (62), George Tarasovic (56), Theo Grabinski (40), Byron Haines (37)

**54** Andre Frazier (07-09), Rian Wallace (05-06), Mike Schneck (99-04), Donta Jones (95-98), Hardy Nickerson (87-92), Fred Small (85), Craig Bingham (82-84, 87r), Zack Valentine (79-81), Dave LaCrosse (77), Marv Kelum (74-76), Doug Fisher (69-70), Max Messner (64-65), Val Jansante (46-51)

**55** Stevenson Sylvester (10), Patrick Bailey (08-09), Marquis Cooper (07), Joey Porter (99-06), Jerry Olsavsky (90-97), Darin Jordan (88), Ken Woodard (87r), Dennis Winston (85-86), Rick Donnalley (82-83), Jon Kolb (69-81), Pat Kilorrin (66), Dan James (60), Buck Grover (59), John Cenci (56), Lou Tepe (55), Tony Momsen (51), Charles Mehelich (46-51), Milt Simington (42)



**56** LaMarr Woodley (07-10), Chucky Okobi (01-06), Mike Vrabel (98-00), Patrick Scott (95-96), Rico Mack (93-94), Rob McGovern (91), Tyrone Stowe (87), Robin Cole (77-87), Ray Mansfield (68-76), Bob Rowley (63), George Tarasovic (56), Marvin Matuszak (55), Fred Broussard (55), Bill Walsh (51-52, 54), Bob Balog (49-50, 51)

**57** Keyaron Fox (08-10), Clint Kriewaldt (03-07), John Fiala (98-02), Eric Ravotti (94-96), Jerrol Williams (90-92), Mike Merrifweather (82-87), Sam Davis (67-79), Art Hunter (65), Ed Beatty (57-61), Jim Taylor (56-57), Dick Flanagan (54-55), Frank Sinkovitz (47-52)

**58** Jack Lambert (74-84), Chuck Allen (70-71), Ed Pine (65), Gail Clark (63), Roger Pillath (60)

**59** Todd Seabaugh (84), Jack Ham (71-82), Ray May (67-69), Lou Levanti (51-52), Paul O'Brien (51)

**60** Greg Warren (05-10), Oliver Ross (00), Anthony Brown (99), Mark Rodenhauser (98), Kendall Gammon (92-95), Brian Blankenship (87-91), Randy Rasmussen (86), Ben McGee (64-72), Rudy Hayes (61), Don Rohrer (60), Dale Dodrill (51-52, 54-59), Paul Salata (51), Leo Nobile (48-49), Ed Michaels (43)

**61** Chris Scott (10), Jared Retkofsky (08-09), Sean Mahan (07), Jeff Smith (02), Tom Myslinski (00), Greg Black (95), Tim Simpson (94), Dean Caliguire (91), Charlie Dickey (87r), Blake Wingle (83-85), Tyrone McGriff (80-82), Brian Stenger (69-73), Jerry Mazzanti (67), Eli Strand (66), Fran Mallick (65), Riley Gunnels (65), Ed Meyer (60), Ted Karras (58-59), Marv McFadden (56), Marv Matuszak (55), Lou Tepe (54-55), Dick Miller (52), Gordon Paschka (43)

**62** Justin Hartwig (08-09), Marvin Philip (06), Roger Duffy (98-01), Tom Myslinski (96-97), Todd Kallis (94), Tunch Ilkin (80-92), Jim Wolf (74-75), Ralph Weizel (66-71), Mike Sandusky (57-65), Art Michalik (55-57), Pete Ladygo (54), Dick Tomlinson (51-52), Steve Suhey (48-49)

**63** Dermontti Dawson (88-00), Robert Washington (87r), Pete Rostovsky (84-86), Thom Dornbrook (79), Ernie Holmes (72-77), Rod Breedlove (65-67), Art Anderson (63), Pete Perrault (62), Jim Palmer (61), John Perkins (59), Bob Dougherty (58), George Tarasovic (56), Hal Hunter (56), Al Maier (55), Bill Pearman (54), Darrell Hogan (49, 51-52), Dick Mace (51)

**64** Doug Legursky (09-10), Jeff Hartings (01-06), Kenny Davidson (90-93), Jerry Reese (88), Alan Huff (87r), Edmund Nelson (82-87), Steve Furness (72-80), Chuck Hinton (64-71), John Kapele (60-62), Bill Krisher (58-59), Bill Priatko (57), Bill Michael (57), Marv Matuszak (56-57), Don Penza (56), Don Earley (56), Joe Tyrell (55), Rudy Andabaker (52-54), Bryant Meeks (47-48), Clark Goff (40), John Karcis (37)

**65** Kraig Urbik (09), Jeremy Parquet (07-08), Rich Tylski (00-01), Alan Faneca (98-99), John Jackson (88-92), Jim Boyle (87), Ray Pinney (85-87), Tom Beasley (78-83), Lloyd Voss (66-71), Bob Nichols (65), Tom Bettis (62), John Nisby (57-61), Bob O'Neil (57), Ralph Jecha (56), Wayne Edmonds (56), George Hughes (51-52, 54-55), Louis Allen (51), John Mastrangelo (48)



**66** Tony Hills (08-10), Alan Faneca (98-07), Jim Sweneey (96-99), Tom Newberry (95), Siulagi Palelei (94), Donald Evans (90-93), Mark Behning (86), Ted Petersen (77-83), Bruce Van Dyke (67-73), Myron Pottios (61-63, 65), Dick Campbell (58-60), Aubrey Rozelle (57), Gerald Leahy (57), George Kennard (57), Marv Matuszak (56), John Schweder (54-55), Pete Ladygo (52), Don Samuel (49, 51)

**67** Kimo von Oelhoffen (00-05), Shar Pourdanesh (99), Jamain Stephens (96-98), Duval Love (92-94), Mike Hinnant (89), Gary Dunn (76, 78-87), Craig Hanneman (72-73), Clarence Washington (69-70), Dick Capp (68), Bob Schmitz (61-64, 66), Earl Butler (60), Claude Billingsley (59), John Nisby (57), Ralph Freeman (57), Jerry Jacobs (56), Nick Fehrer (55), George Oneskey (55), Truett Smith (52), Enio Conti (43)

**68** Chris Kemoeatu (05-10), Keydrich Vincent (01-04), Shar Pourdanesh (00), Brenden Stai (95-99), Lonnie Palelei (93), Mike Withycombe (91), Lorenzo Freeman (87-90), Jeff Lucas (87), L.C. Greenwood (69-81), Mike Magac (65-66), Ron Stehower (60-64), Mike Henry (59), Bob Dougherty (58), Ed Beatty (57), Frank Palmisano (54), John Schweder (51-52), Alex Auriilio (51), Floyd Simpson (51)

## STEELERS ALL-TIME JERSEY NUMBERS

**69** Steve McLendon (10), Jason Capizzi (07-08), Ariel Solomon (91-95), Ben Thomas (88), David Dpfar (87), Gabe Rivera (83), Fred Anderson (78), Jerry Hillebrand (68-70), Buck Grover (60), Bob Stark (59), Mike Iannucci (56)



**70** Ernie Stautner (51-63), Darwin Horn (51)

**71** Flozell Adams (10), Scott Paxson (08), Todd Fordham (03), Larry Tharpe (00), Orpheus Roye (96-99), Dan Fike (93), Tom Ricketts (89-91), Ted Petersen (87r), Emil Boures (83-84), Gordon Gravelle (72-76), Dick Arndt (61), Charles Bradshaw (61-66), Ken Longenecker (61), Joe Lewis (58-60), John Coyne (56), Frank Kilroy (43)

**72** Jonathan Scott (10), Darnell Stapleton (07-09), Barrett Brooks (03-05), Wayne Gandy (99-02), Bernard Dafney (96), Leon Searcy (92-95), Buddy Aydelette (87), Ray Snell (84-85), Gerry Mullins (71-79), Joe Greene (69), Fran O'Brien (66-68), Ray Lemek (62-65), Dick Klein (61), Byron Beams (59-60), John Simerson (59), Darrell Dess (58), Bill Schmitt (58), Willie Lee (57), Sid Fournet (57), Bob Gaona (54-57), Earl Murray (52), Alex Smail (52), Paul Lea (51), Dale Dodrill (51), Red Moore (47-49), Ted Doyle (43)

**73** Ramon Foster (09-10), Kendall Simmons (02-08), Chris Combs (00-01), Justin Strzelczyk (90-99), Craig Wolfley (80-89), Rick Druschel (74-75), Rick Sharp (70-71), Ernie Ruple (68-69), Ray Mansfield (63-67), Frank Atkinson (63), John Baker (62), George Balthazar (61), Will Renfro (60), Ray Fisher (59), Fran Holohan (56), Carl Holben (54), Joseph Fagan (54), Frank Letteri (52), Louis Allen (51-52), Darrell Hogan (51), Bill Cregar (48)

**74** Willie Colon (06-10), Jim Jones (04), Chris Sullivan (00), Nolan Harrison (97-99), Terry Long (84-91), Mark Kirchner (83), Ray Pinney (76-82), Dave Reavis (74-75), Tom Keating (73), John Brown (67-71), Riley Gunnels (65-66), Urban Henry (64), Lou Cordileone (62-63), John Kenerson (62), George Strugar (62), George Denko (61), Frank Varrichione (55-60), John Lapsley (54), Pete Ladygo (52)

**75** Joe Greene (69-82), Ken Kortas (65-69), Joe Krupa (56-64), Nick Bolkovac (54), Dick Fugler (52), Jack Gearding (52), George Hays (51), John Schweder (51), Jack Wiley (48-49)

**76** Chris Hoke (01-10), Kevin Henry (93-00), Rollin Putzier (88), Jerry Quick (87), Glen Howe (85), John Banaszak (75-81), Glen Ray Hines (73), Burt Askson (71), Mike Haggerty (67, 69-70), Gene Lipscomb (61-62), Ken Longenecker (60), George Belotti (59), Bill McClung (55-58), Pete Ladugy (54-55), Don Tasotti (54), Doug Conaway (52), Tom Brown (42)

**77** Dorian Brooks (10), Sunny Harris (09), Marvel Smith (00-08), Kris Farris (99), Will Wolford (96-98), Carlton Haselrig (90-93), Jim Boyle (87-88), Mark Smith (87r), Steve August (84), Steve Courson (78-83), Charlie Davis (74-75), Mel Holmes (71-73), Mike Taylor (68-69), Dan James (61-66), Billy Ray Smith (58-60), Tom O'Brien (58), Gus Cifelli (54), Tom Palmer (54-55), John Schweder (52), Walter Szoł (52), Ray Mathews (51), Bob Gage (49-50), Paul Davis (48)

**78** Max Starks (04-10), Mathias Nkwenti (01-03), Chris Conrad (98-99), Taase Faumui (94-95), Garry Howe (92), Tim Johnson (87-89), Mark Catano (84-85), Dwight White (71-80), Frank Parker (68-69), John Baker (63-67), Dick Loncar (60), Dave Liddick (57), John Muldowney (56), Lou Ferry (52, 54-55), George Nicksich (52), Carl Samuelson (51), Nick DeRosa (51)

**79** Trai Essex (05-10), Oliver Ross (01-04), Paul Wiggins (97), James Parrish (95), John Rienstra (86-90), Larry Brown (77-84), Larry Gagner (66-69), Lou Michaels (61-63), John Scott (60), Riley Gunnels (59), John Simerson (58), Tom Gulan (57), Dick Murley (56), Jim Emmmons (56), Dick Modzelewski (55), Ernie Cheatham (54), Walter Barnes (52), Frank Wydo (47-51), Vic Sears (43)

**80** Limas Sweed (10), Cedrick Wilson (05-07), Plaxico Burress (00-04), Matt Cushing (99), Jahine Arnold (96-98), Johnnie Barnes (95), Charles Davenport (92-94), Mark Stock (89), Theo Young (87), Russell Hairston (87r), Warren Seitz (86), Frank Pokorny (85), Wayne Capers (83-84), Joe Fowlkes (60), Jack Butler (51-59), George Hays (51)

**81** Arnaz Battle (10), Dallas Baker (08), Sean Morey (04-06), Freddie Milons (03), Marco Battaglia (02), Dan O'Leary (02), Troy Edwards (99-01), Charles Johnson (94-98), Jeff Graham (91-93), Mike Hinnant (88), Lyneal Alston (87), Darrell Nelson (84-85), Paul Skansi (83), Elbie Nickel (48-49, 51-57)




**82** Antwaan Randle El (02-05, 10), Bobby Shaw (99-01), Henry Bailey (98), Yancey Thigpen (92-97), Derek Hill (89-90), John Stallworth (74-87), Dave Williams (73), Dennis Hughes (70-71), John Hilton (65-69), Chuck Logan (64), Tom Miner (58), Bob Gunderman (57), Don Fritz (56), Ed Meadows (55), Pat Brady (55), Joe Zombek (44), Ernie Cheatham (54), Bill Pearman (54), George Hays (52), Henry Minarik (51), Bill Long (49-50)

**83** Heath Miller (05-10), Chris Doering (03-04), Lenzie Jackson (01-02), Kamil Loud (00), Malcolm Johnson (99-00), David Dunn (98), Andre Coleman (98), Corey Holiday (95-97), Louis Lipps (84-91), Melvin Anderson (87r), Willie Sydner (82), Theo Bell (76-80), Barry Pearson (72-73), Don Alley (69), Mike Clark (64-67), John Brown (61), Buddy Dial (59), Dick Lucas (59), Ed Bernet (58), John Nisby (57), Leo Bigbie (57), Fred Glatz (56), Ed Bernet (55), Dewey Brundage (54), Kirk Hinderlinder (54), Roger Bradford (54)



## STEELERS ALL-TIME JERSEY NUMBERS



RANDY GROSSMAN

**84** Antonio Brown (10), Joey Galloway (09), Jerame Tuman (99-07), Harold Bishop (98), Kirk Botkin (96-97), Tracey Greene (95), Walter Rasby (94), Tim Jordan (92-93), Mike Mularkey (89-91), Jeff Markland (88), Danzell Lee (87), Glenn McCombs (86-87), Chris Kolodziejski (84), Randy Grossman (74-80), Chuck Dicus (73), Tony Jeter (66-68), Lee Folkins (65), Buddy Dial (60-63), Gern Nagler (59), R.K. Brown (59), Bill McPeak (51-52, 54-57), Larry Cabrelli (43)

**85** David Johnson (09-10), Nate Washington (05-08), Jay Riemersma (03-04), John Alfred (02), Cory Geason (00-01), Mitch Lyons (97-99), Jonathan Hayes (94-96), Craig Keith (93), Russ Campbell (92), Terry O'Shea (89-90), Troy Johnson (88), Calvin Sweeney (80-87), Ernie Pough (76-77), Dave Davis (73), Bob Adams (69-71), Jerry Marion (67), Gary Ballman (63-66), Bob Schnelker (62), Clayton Tave (60), Don Bishop (58-59), Bill Michael (57), Joe O'Malley (55-56), Joe Zombek (54-55), Dick Hensley (52), Val Jansante (51), Fred Smith (51), Tony Bova (43)

**86** Hines Ward (98-10), John Farquhar (96), Damon Maays (95), Eric Green (90-94), Preston Gothard (85-88), Ralph Britt (87r), Gregg Garrity (83-84), Jim Smith (77-82), Reggie Garrett (74-75), Glenn Scolnick (73), J.R. Wilburn (66-70), John Burrell (62-64), Len Burnett (61), Jimmie Orr (58-60), Jon Evans (58), Perry Richards (57), Bob O'Neil (56-57), Ed Meadows (55), Pat O'Donohue (55), Don Fritz (54), Tom Jelley (51-52), Charles Mehelich (51), Carl Samuelson (49,51)

**87** Tim Euhus (06), Walter Rasby (04), Mark Bruener (95-03), Craig Keith (94), Adrian Cooper (91-93), Weegie Thompson (84-89), John Rodgers (82-83), Johnny Dirden (81), Jim Mandich (78), Larry Brown (71-76), Roy Jefferson (65-69), Don Larose (64), Glen Glass (62), Harlon Hill (62), John Simko (61), Jack McClairn (55-60), Leo Davis (54)

**88** Emmanuel Sanders (10), Jon Dekker (07-08), Matt Kranchick (04), Terance Mathis (02), Tim Baker (01), Courtney Hawkins (97-00), Andre Hastings (93-96), Mark Didio (92), Chris Calloway (90-91), Jason Johnson (89), Joey Clinkscales (87-88), Jessie Britt (86), John Rodgers (84), Craig Dunaway (83), Lynn Swann (74-82), Dave Smith (70-72), Dick Kotite (68), Steve Smith (66), John Powers (61-65), Bob Schnelker (61), Steve Meilinger (61), Gary Chestang (61), Pete Brewster (59-60), Tom Miner (58-59), Hal Smith (58), John Stock (56), George Sulima (52, 54, 56), George Nicksich (51)

**89** Matt Spaeth (07-10), Lee Mays (02-06), Will Blackwell (97-01), Ernie Mills (91-96), Charles Lockett (87-88), Bennie Cunningham (76-85), John McMakin (72-74), Marsh Cropper (67-69), Jim Kelly (64), Bobby Joe Green (60-61), Tom Barnett (59-60), Dick Lasse (58-59), Perry Richards (57), Jack O'Brien (54-57), Pat Smithwick (52), Ernie Stautner (51), Pete Barbolak (49), Tom Miller (43)

**90** Travis Kirschke (04-09), Erik Flowers (03), Justin Kurpeikis (01-02), Donnel Thompson (00), Reggie Lowe (99), Bill Johnson (95-96), Jeff Zgonina (93-94), Huey Richardson (91-92), Tyrone Stowe (87-90), Steve Apke (87), Bob Kohrs (81-85), George Webster (72-73), Dick Lasse (58), Leon Jamison (58), John Howle (56)

**91** Aaron Smith (99-10), Israel Raybon (96), Kevin Greene (93-95), Craig Veasey (91), Jerrol Williams (89), Gregg Carr (85-88), Dan McBride (56)



JASON GILDON

**92** James Harrison (04-10), Jason Gildon (94-03), Elnardo Webster (92), Jerry Olsavsky (89), Michael Minter (87r), Keith Gary (83-88), Larry Aldrich (58), Dom Penza (56)

**93** Nick Eason (07-10), Rodney Bailey (06), James Harrison (02), Joel Steed (92-99), Keith Willis (81-87, 89-91), John Stock (56)

**94** Lawrence Timmons (07-10), Chad Brown (93-96, 06), Andre Frazier (05), Rodney Bailey (01-03), Jeremy Staat (98-00), Jeff Brady (91), Albert Williams (87r), Terry Echols (84), Dick Murley (56)

**95** Donovan Woods (08-09), Ryan McBean (07), Richard Siegler (06), Marquis Cooper (06), Alonzo Jackson (03-04), Mike Jones (02), Greg Lloyd (88-97), Jackie Cline (87), Xavier Warren (87), John Goodman (81-85)

**96** Ziggy Hood (09-10), Orpheus Roye (08), Shaun Nua (05), Kendrick Clancy (00-04), Mike Vrabel (97), Brentnos Buckner (94-96), Ricky Sutton (93), Jackie Cline (87), Anthony Henton (86, 88)

**97** Jason Worilds (10), Arnold Harrison (06-09), Kendall Bell (01-04), Chad Kelsay (99), Rod Manuel (97-98), Ray Seals (94-96), Aaron Jones (88-92), Joe Williams (87)

**98** Casey Hampton (01-10), Ernie Brown (99), Oliver Gibson (95-98), Gerald Williams (86-94)

**99** Brett Keisel (02-10), Levon Kirkland (92-00), A.J. Jenkins (89-90), Darryl Sims (85-86), Avon Riley (87r), Michael Minter (87)

## STEELERS ALL-TIME DRAFT PICKS

### 2011 - 31st Overall (3 offensive, 4 defensive)

Rd	Player	School	Pk(Overall)
1.	Heyward, Cameron (DE)	Ohio State	31
2.	Gilbert, Marcus (DT)	Florida	63
3.	Brown, Curtis (CB)	Texas	95
4.	Allen, Cortez (CB)	The Citadel	128
5.	Carter, Chris (LB)	Fresno State	162
6.	Williams, Keith (OG)	Nebraska	196
7.	Batch, Baron (RB)	Texas Tech	232

### 2010 - 18th Overall (5 offensive, 5 defensive)

Rd	Player	School	Pk(Overall)
1.	Pouncey, Maurkice (C)	Florida	18
2.	Worldis, Jason (LB)	Virginia Tech	52
3.	Sanders, Emmanuel (WR)	Southern Methodist	82
4.	Gibson, Thaddeus (DE)	Ohio State	116
5a.	Scott, Chris (OT)	Tennessee	151
5b.	Butler, Crezdon (CB)	Clemson	164
		<i>(Compensatory selection)</i>	
5c.	Stevenson, Sylvester (LB)	Utah	166
		<i>(Choice from Cardinals)</i>	
6a.	Dwyer, Jonathan (RB)	Georgia Tech	188
6b.	Brown, Antonio (WR)	Central Michigan	195
		<i>(Compensatory selection)</i>	
7.	Worthington, Doug (DT)	Ohio State	242

### 2009 - 32nd Overall (5 offensive, 4 defensive)

Rd	Player	School	Pk(Overall)
1.	Hood, Evander "Ziggy" (DE/DT)	Missouri	32
2.	<i>Choice to Denver</i>		
3a.	Urbik, Kraig (OG)	Wisconsin	79
		<i>(Choice from Denver)</i>	
3b.	Wallace, Mike (WR)	Mississippi	84
		<i>(Choice from Denver)</i>	
		Oregon State	96
3c.	Lewis, Keenan (CB)		
4.	<i>Choice to Denver</i>		
5a.	Burnett, Joe (CB)	Central Florida	168
5b.	Summers, Frank (RB/FB)	UNLV	169
		<i>(Compensatory selection)</i>	
6.	Harris, Ra'Shon "Sunny" (OT)	Oregon	205
7a.	Shipley, A.O. (C)	Penn State	226
		<i>(Choice from Tampa Bay)</i>	
7b.	Johnson, David (TE)	Arkansas State	241

### 2008 - 23rd Overall (4 offensive, 3 defensive)

Rd	Player	School	Pk(Overall)
1.	Mendenhall, Rashard (RB)	Illinois	23
2.	Sweed, Limas (WR)	Texas	53
3.	Davis, Bruce (LB)	UCLA	88
4.	Hills, Tony (OL)	Texas*	130
5.	Dixon, Dennis (OB)	Oregon	156
6a.	Humpal, Mike (LB)	Iowa	188
6b.	Mundy, Ryan (S)	West Virginia	194
7.	<i>Choice to Atlanta</i>		

\* Traded from 123rd to 130th with the N.Y. Giants. Received Giants 6th round choice

### 2007 - 15th Overall (3 offensive, 4 defensive, 1 punter)

Rd	Player	School	Pk(Overall)
1.	Timmons, Lawrence (LB)	Florida State	15
2.	Woodley, LaMarr (LB)	Michigan	46
3.	Spaeth, Matt (TE)	Minnesota	77
4a.	Sepulveda, Daniel (P)	Baylor*	112
4b.	McBean, Ryan (DE)	Oklahoma State	132
		<i>(Compensatory selection)</i>	
5a.	Stephenson, Cameron (OG)	Rutgers	156
5b.	Gay, William (CB)	Louisville	170
		<i>(Compensatory selection)</i>	
6.	<i>Choice to Green Bay</i>		
7.	Baker, Dallas (WR)	Florida	277

\* Acquired via a trade with Green Bay for Steelers' 4th and 6th round picks.

### 2006 - 32nd Overall (7 offensive, 2 defensive)

Rd	Player	School	Pk(Overall)
1.	Holmes, Antonio (WR)	Ohio State*	25
2.	<i>Choice to Minnesota</i>		
3a.	Smith, Anthony (FS)	Syracuse	83
		<i>(Choice from Minnesota)</i>	

3b.	Reid, Willie (WR)	Florida State	95
		<i>(Choice from Minnesota)</i>	
4a.	Colon, Willie (DT)	Hofstra	131
		<i>(Compensatory selection)</i>	
4b.	Harris, Orien (DE)	Miami (Fla.)	133
		<i>(Compensatory selection)</i>	
5a.	Jacobs, Omar (QB)	Bowling Green	164
5b.	Davis, Charles (TE)	Purdue	167
		<i>(Compensatory selection)</i>	
6.	Phillip, Marvin (C)	California	201
7.	Humes, Cedric (RB)	Virginia Tech	240

\* Traded up to 25th from 32nd with N.Y. Giants

### 2005 - 30th Overall (5 offensive, 3 defensive)

Rd	Player	School	Pk(Overall)
1.	Miller, Heath (TE)	Virginia	30
2.	McFadden, Bryant (CB)	Florida State	62
3.	Essex, Trai (OT)	Northwestern	93
4.	Gibson, Fred (WR)	Georgia	131
5.	Wallace, Rian (LB)	Temple	166
6.	Kemoatu, Chris (OG)	Utah	204
7a.	Nua, Shaun (DE)	Brigham Young	228
		<i>(Choice from Carolina)</i>	
7b.	Herron, Noah (RB)	Northwestern	244

### 2004 - 11th Overall (5 offensive, 3 defensive)

Rd	Player	School	Pk(Overall)
1.	Roethlisberger, Ben (QB)	Miami (OH)	11
2.	Calcutough, Ricardo (CB)	Tusculum*	38
3.	Starks, Max (DT)	Florida	75
4.	<i>Choice to Indianapolis</i>		
5.	Adibi, Nathaniel (LB)	Virginia Tech	145
6a.	Lacy, Bo (OT)	Arkansas	177
6b.	Kranchick, Matt (TE)	Penn State	194
		<i>(Choice from St. Louis)</i>	
6c.	Caylor, Drew (C/L/S)	Stanford	197
		<i>(Choice from New England)</i>	
7.	Taylor, Eric (DE)	Memphis	212

\* Traded up to 38th from 44th with Indianapolis

### 2003 - 27th Overall (2 offensive, 3 defensive)

Rd	Player	School	Pk(Overall)
1.	Polamalu, Troy (S)	USC*	16
2.	Jackson, Alonzo (LB)	Florida State	59
3.	<i>Choice to Kansas City</i>		
4.	Taylor, Ivan "Ike" (CB)	Louisiana-Lafayette	125
5.	St. Pierre, Brian (OB)	Boston College	163
6.	<i>Choice to Kansas City</i>		
7.	Wall, J.T. (FB)	Georgia	242

\* Traded up to 16th from 27th with Kansas City

### 2002 - 30th Overall (4 offensive, 4 defensive)

Rd	Player	School	Pk(Overall)
1.	Simmons, Kendall (OG)	Auburn	30
2.	Randle El, Antwaan (WR)	Indiana	62
3.	Hope, Chris (S)	Florida State	94
4.	Foote, Larry (LB)	Michigan	128
5.	Haynes, Verron (FB)	Georgia	166
6.	Mays, Lee (WR)	UTEP	202
7a.	Glover, LaVar (CB)	Cincinnati	212
		<i>(Choice from Houston for signing of placekicker Kris Brown)</i>	
7b.	Keisel, Brett (DE)	Brigham Young	242

### 2001 - 19th Overall (3 offensive, 4 defensive)

Rd	Player	School	Pk(Overall)
1.	Hampton, Casey (DT)	Texas*	19
2.	Bell, Kendrell (LB)	Georgia**	39
		<i>(Choice from New England)</i>	
3.	<i>Forfeited</i>		
4.	Nkwenti, Mathias (OT)	Temple*	111
		<i>(Choice from N.Y. Jets)</i>	
5.	Okobi, Chukky (C/OG)	Purdue	146
6a.	Bailey, Rodney (DE)	Ohio State*	181
		<i>(Choice from N.Y. Jets)</i>	
6b.	Knight, Roger (LB)	Wisconsin	182
7.	Taylor, Chris (WR)	Texas A&M	218

\* Traded from 16th to 19th with N.Y. Jets. Also received Jets' 4th and 6th round choices.

\*\* Traded 50th and 112th picks to New England for their 39th pick.



## STEELERS ALL-TIME DRAFT PICKS

**2000 - 8th Overall** (4 offensive, 5 defensive)

Rd	Player	School	Pk(Overall)
1.	Burress, Plaxico (WR)	Michigan State	8
2.	Smith, Marvel (DT)	Arizona State	38
3a.	Clancy, Kendrick (DE)	Mississippi	72
3b.	Poteat, Hank (CB)	Pittsburgh	77
		<i>[Choice from Oakland]</i>	
4.	Farmer, Danny (WR)	UCLA	103
5a.	Haggans, Clark (LB)	Colorado State	137
5b.	Martin, Tee (DB)	Tennessee	163
		<i>[Compensatory selection]</i>	
6a.	Combs, Chris (DT)	Duke	173
6b.	Gavadza, Jason (TE)	Kent State	204
		<i>[Compensatory selection]</i>	
7.	<i>Choice to Washington</i>		

**1999 - 13th Overall** (5 offensive, 5 defensive, 1 kicker)

Rd	Player	School	Pk(Overall)
1.	Edwards, Troy (WR)	Louisiana Tech	13
2a.	<i>Choice to Minnesota</i>		
2b.	Shields, Scott (S)	Weber State	59
		<i>[Choice from Minnesota]</i>	
3a.	Porter, Joey (LB)		73
		<i>[Choice from Washington]</i>	
3b.	Farris, Kris (T)	UCLA	74
3c.	Zereoue, Amos (RB)	West Virginia	95
		<i>[Compensatory selection]</i>	
4.	Smith, Aaron (DE)	Northern Colorado	109
5a.	Tuman, Jerome (TE)	Michigan	136
		<i>[Choice from Indianapolis]</i>	
5b.	<i>Choice to Oakland</i>		
5c.	Johnson, Malcolm (WR)	Notre Dame	166
		<i>[Compensatory selection]</i>	
6.	<i>Choice to N.Y. Jets</i>		
7a.	Dingle, Antonio (DT)	Virginia	214
		<i>[Choice from San Diego]</i>	
7b.	Kelesay, Chad (LB)	Nebraska	219
7c.	Brown, Kris (K)	Nebraska	228
		<i>[Choice from Arizona]</i>	

**1998 - 26th Overall** (5 offensive, 5 defensive)

Rd	Player	School	Pk(Overall)
1.	Faneca, Alan (G)	LSU	26
2a.	Staat, Jeremy (DE)	Arizona State	41
		<i>[Choice from Philadelphia]</i>	
2a.	<i>Choice to N.Y. Jets</i>		
3a.	Conrad, Chris (T)	Fresno State	66
		<i>[Choice from San Diego]</i>	
3b.	<i>Choice to N.Y. Jets</i>		
3c.	Ward, Hines (WR)	Georgia	92
4a.	Townsend, Deshea (CB)	Alabama	117
4b.	King, Carlos (RB)	North Carolina State	123
		<i>[Compensatory selection]</i>	
5a.	Simmons, Jason (CB)	Arizona State	137
5b.	<i>Choice to N.Y. Jets</i>		
6a.	Fumatu-Maafala, Chris (RB)	Utah	178
6b.	Olson, Ryan (LB)	Colorado	186
		<i>[Compensatory selection]</i>	
7a.	<i>Choice to San Francisco</i>		
7b.	Rubio, Angel (DE)	Southeast Missouri State	221
		<i>[Compensatory selection]</i>	

**1997 - 24th Overall** (4 offensive, 4 defensive)

Rd	Player	School	Pk(Overall)
1.	Scott, Chad (DB)	Maryland	24
2.	Blackwell, Will (WR)	San Diego State	53
3a.	Wiggins, Paul (T)	Oregon	82
3b.	Vrabel, Mike (DE)	Ohio State	91
		<i>[Compensatory selection]</i>	
4.	<i>Choice to Miami</i>		
5.	Jones, George (RB)	San Diego State	154
6a.	Porter, Darryl (DB)	Boston College	186
6b.	Manuel, Rod (DE)	Oklahoma	199
		<i>[Compensatory selection]</i>	
7.	Adams, Michael (WR)	Texas	223

**1996 - 29th Overall** (4 offensive, 5 defensive)

Rd	Player	School	Pk(Overall)
1.	Stephens, Jamain (T)	North Carolina A&T	29
2.	<i>Choice to St. Louis</i>		
3a.	Conley, Steve (LB)	Arkansas	72
		<i>[Choice from St. Louis]</i>	
3b.	Witman, Jon (RB)	Penn State	92
4a.	Holmes, Earl (LB)	Florida A&M	126
4b.	Arnold, Jahine (WR)	Fresno State	132
		<i>[Compensatory selection]</i>	
5.	Raybon, Israel (DE)	North Alabama	163
6a.	Roye, Orpheus (DE)	Florida State	200
6b.	Fischer, Spence (DB)	Duke	203
		<i>[Compensatory selection]</i>	
7.	Emmons, Carlos (LB)	Arkansas State	242

**1995 - 27th Overall** (4 offensive, 5 defensive, 1 kicker)

Rd	Player	School	Pk(Overall)
1.	Bruener, Mark (TE)	Washington	27
2.	Stewart, Kordell (DB)	Colorado	60
3.	Stal, Brenden (G)	Nebraska	91
4a.	Gibson, Oliver (DE)	Notre Dame	120
		<i>[Choice from New England]</i>	
4b.	Jones, Donta (LB)	Nebraska	125
5a.	Flowers, Lethon (DB)	Georgia Tech	151
		<i>[Choice from Chicago]</i>	
5b.	Brown, Lance (DB)	Indiana	161
6.	Miles, Barron (DB)	Nebraska	199
7a.	Bailey, Henry (WR)	UNLV	235
7b.	Ford, Cole (K)	USC	247
		<i>[Compensatory selection]</i>	

**1994 - 17th Overall** (5 offensive, 5 defensive)

Rd	Player	School	Pk(Overall)
1.	Johnson, Charles (WR)	Colorado	17
2.	Buckner, Brentson (DE)	Clemson	50
3a.	Gildon, Jason (LB)	Oklahoma State	88
		<i>[Choice from Minnesota]</i>	
3b.	Morris, Bam (RB)	Texas Tech	91
4.	Faumui, Ta'ase (DE)	Hawaii	122
5a.	Bell, Myron (DB)	Michigan State	140
		<i>[Choice from Chicago]</i>	
5b.	Brown, Gary (T)	Georgia Tech	148
6a.	Miller, Jim (DB)	Michigan State	178
6b.	Ravotti, Eric (LB)	Penn State	180
		<i>[Choice from Minnesota]</i>	
7.	Abrams, Brice (RB)	Michigan State	209

**1993 - 23rd Overall** (4 offensive, 6 defensive)

Rd	Player	School	Pk(Overall)
1.	Figures, Deon (DB)	Colorado	23
2a.	Brown, Chad (LB)	Colorado	44
		<i>[Choice from Indianapolis]</i>	
2b.	<i>Choice to Indianapolis</i>		
3.	Hastings, Andre (WR)	Georgia	76
4.	Henry, Kevin (DE)	Mississippi State	108
5a.	Palele, Lonnie (G)	UNLV	135
5b.	Woodard, Marc (LB)	Mississippi State	140
		<i>[Choice from Dallas]</i>	
6.	Williams, Willie (DB)	Western Carolina	162
7a.	Zgonina, Jeff (DT)	Purdue	185
		<i>[Choice from Washington]</i>	
7b.	Keith, Craig (TE)	Lenoir-Rhyne	189
8.	Van Pelt, Alex (DB)	Pittsburgh	216

**1992 - 11th Overall** (8 offensive, 6 defensive)

Rd	Player	School	Pk(Overall)
1.	Searcy, Leon (T)	Miami (FL)	11
2.	Kirkland, Levon (LB)	Clemson	38
3.	Steed, Joel (NT)	Colorado	67
4.	Davenport, Charles (WR)	North Carolina State	94
5.	Haller, Alan (DB)	Michigan State	123
		<i>Choice to San Francisco</i>	
7a.	Campbell, Russ (TE)	Kansas State	179
7b.	Graham, Scottie (RB)	Ohio State	188
		<i>[Choice from San Francisco]</i>	
8a.	Perry, Darren (DB)	Penn State	203
		<i>[Choice from Green Bay]</i>	

## STEELERS ALL-TIME DRAFT PICKS

8b.	Ismail, Hesham (G)	Florida	206
8c.	Williams, Nate (DT)	Mississippi State <i>[Choice from San Francisco]</i>	215
9.	Webster, Einarod (LB)	Rutgers	235
10.	Saunders, Mike (RB)	Iowa	262
11.	Gammon, Kendall (G)	Pittsburg State	291
12.	Benton, Cornelius (DB)	Connecticut	318

### 1991 - 15th Overall (7 offensive, 5 defensive)

Rd	Player	School	Pk(Overall)
1.	Richardson, Huey (DE)	Florida	15
2.	Graham, Jeff (WR)	Ohio State	46
3.	Mills, Ernie (WR)	Florida	73
4a.	Walker, Sammy (DB)	Texas Tech <i>[Choice from Denver]</i>	88
4b.	<i>Choice to L.A. Raiders</i>		
4c.	Cooper, Adrian (TE)	Oklahoma <i>[Choice from Washington]</i>	103
5.	<i>Choice to San Diego</i>		
6.	Thompson, Leroy (RB)	Penn State	158
7.	Jones, Andre (LB)	Notre Dame	185
8.	Dingman, Dean (G)	Michigan	212
9.	McGonnigal, Bruce (TE)	Virginia	238
10.	Solomon, Ariel (T)	Colorado	269
11.	Thomas, Efrum (DB)	Alabama	296
12.	Brady, Jeff (LB)	Kentucky	323

### 1990 - 21st Overall (7 offensive, 6 defensive)

Rd	Player	School	Pk(Overall)
1a.	<i>Choice to Dallas</i>		
1b.	Green, Eric (TE)	Liberty <i>[Choice from Minnesota]</i>	21
2.	Davidson, Kenny (DE)	LSU	43
3a.	O'Donnell, Neil (DB)	Maryland	70
3b.	Veasey, Craig (DT)	Houston <i>[Choice from San Francisco]</i>	81
4.	Calloway, Chris (WR)	Michigan	97
5.	Foster, Barry (RB)	Arkansas	128
6.	Heard, Ron (WR)	Bowling Green	155
7.	Grayson, Dan (LB)	Washington State	182
8.	Dunbar, Karl (DT)	LSU	209
9.	Jones, Gary (DB)	Texas A&M	239
10.	Miles, Eddie (LB)	Minnesota	266
11.	Strzelczyk, Justin (T)	Maine	293
12.	Bell, Richard (RB)	Nebraska	319

### 1989 - 7th Overall (5 offensive, 8 defensive)

Rd	Player	School	Pk(Overall)
1a.	Worley, Tim (RB)	Georgia	7
1b.	Ricketts, Tom (T)	Pittsburgh <i>[Choice from Minnesota]</i>	24
2.	Lake, Carnell (S)	UCLA	34
3.	Hill, Derek (WR)	Arizona	61
4.	Williams, Jerrol (LB)	Purdue	91
5.	Arnold, David (S)	Michigan	118
6.	Stock, Mark (WR)	Virginia Military	144
7.	Johnson, D.J. (CB)	Kentucky	174
8.	Asbeck, Chris (NT)	Cincinnati	201
9.	Jenkins, A.J. (DE)	Cal State Fullerton	228
10.	Olsavsky, Jerry (LB)	Pittsburgh	258
11.	Slater, Brian (WR)	Washington	285
12.	Haselrig, Cariton (DE)	Pitt.-Johnstown	312

### 1988 - 18th Overall (7 offensive, 6 defensive)

Rd	Player	School	Pk(Overall)
1.	Jones, Aaron (DE)	Eastern Kentucky	18
2.	Dawson, Dermontti (G)	Kentucky	44
3.	Lanza, Chuck (C)	Notre Dame	70
4.	<i>Choice to Kansas</i>		
5a.	Jordan, Darin (LB)	Northeastern <i>[Choice from Phoenix]</i>	121
5b.	Reese, Jerry (NT)	Kentucky	128
6.	Williams, Warren (RB)	Miami (FL)	155
7.	Zeno, Marc (WR)	Tulane	189
8a.	Nichols, Mark (NT)	Michigan State	202
8b.	Hinnant, Mike (TE)	Temple <i>[Choice from San Diego]</i>	211
9.	Lockbaum, Gordie (RB)	Holy Cross	236
10.	Jackson, John (T)	Eastern Kentucky	252
11.	Dawson, Bobby (DB)	Illinois	295
12.	Earle, James (LB)	Clemson	322

### 1987 - 10th Overall (6 offensive, 7 defensive)

Rd	Player	School	Pk(Overall)
1.	Woodson, Rod (DB)	Purdue	10
2.	Hall, Delton (DB)	Clemson	38
3.	Lockett, Charles (WR)	Long Beach State	66
4.	Everett, Thomas (DB)	Baylor	94
5.	Nickerson, Hardy (LB)	California	122
6a.	Johnson, Tim (NT)	Penn State <i>[Choice from Tampa Bay]</i>	141
6b.	Lloyd, Greg (LB)	Fort Valley State	150
7.	Kelley, Chris (TE)	Akron	178
8.	Buchanan, Charles (DE)	Tennessee State	205
9.	Clinkscales, Joey (WR)	Tennessee	233
10.	Hoge, Merrill (RB)	Idaho State	261
11.	Oswald, Paul (C)	Kansas	289
12.	Young, Theo (TE)	Arkansas	317

### 1986 - 9th Overall (6 offensive, 7 defensive)

Rd	Player	School	Pk(Overall)
1.	Rienstra, John (G)	Temple	9
2.	Williams, Gerald (DE)	Auburn	36
3.	Brister, Bobby (DB)	Louisiana-Monroe	67
4.	Callahan, Bill (DB)	Pittsburgh	94
5a.	Tucker, Errol (DB)	Utah	122
5b.	Jones, Brent (TE)	Santa Clara <i>[Choice from L.A. Raiders]</i>	135
6.	Bryant, Domingo (DB)	Texas A&M	148
7.	Carter, Rodney (RB)	Purdue	175
8.	Boso, Cap (TE)	Illinois	207
9.	Henton, Anthony (LB)	Troy	234
10.	Seitz, Warren (WR)	Missouri	260
11.	Station, Larry (LB)	Iowa	287
12.	Williams, Mike (LB)	Tulsa	314

### 1985 - 20th Overall (4 offensive, 8 defensive, 1 punter)

Rd	Player	School	Pk(Overall)
1.	Sims, Darryl (DE)	Wisconsin	20
2.	Behning, Mark (T)	Nebraska	47
3.	Hobley, Liffort (DB)	LSU	74
4.	Turk, Dan (C)	Wisconsin	101
5a.	<i>Choice to Seattle</i>		
5b.	Jacobs, Cam (LB)	Kentucky <i>[Choice from Washington]</i>	136
6.	Carr, Gregg (LB)	Auburn	160
7.	Andrews, Alan (TE)	Rutgers	187
8.	Newsome, Harry (P)	Wake Forest	214
9a.	Small, Fred (LB)	Washington	241
9b.	Harris, Andre (DB)	Minnesota <i>[Choice from New England]</i>	242
10.	White, Oliver (TE)	Kentucky	268
11.	Matchak, Terry (DB)	Missouri	300
12.	Sanchez, Jeff (DB)	Georgia	327

### 1984 - 23rd Overall (10 offensive, 2 defensive)

Rd	Player	School	Pk(Overall)
1.	Lipps, Louis (WR)	Southern Miss	23
2.	Kolodziejki, Chris (TE)	Wyoming	52
3.	<i>Choice to Buffalo through Miami</i>		
4a.	Thompson, Weegie (WR)	Florida State	108
4b.	Long, Terry (G)	East Carolina <i>[Choice from Washington]</i>	111
5.	Hughes, Van (DT)	Texas State	135
6.	Brown, Chris (DB)	Notre Dame	164
7.	Campbell, Scott (DB)	Purdue	191
8.	Rasmussen, Randy (C)	Minnesota	220
9.	Erenberg, Rich (RB)	Colgate	247
10.	McJunkin, Kirk (T)	Texas	276
11.	Veals, Elton (RB)	Tulane	303
12.	Gillespie, Fernanders (RB)	William Jewell	332

### 1983 - 21st Overall (9 offensive, 5 defensive)

Rd	Player	School	Pk(Overall)
1.	Rivera, Gabe (DT)	Texas Tech	21
2.	Capers, Wayne (WR)	Kansas	52
3.	Seabough, Todd (LB)	San Diego State	79
4.	Metcaif, Bo (DB)	Baylor	106
5a.	Skansi, Paul (WR)	Washington	133
5b.	Garrity, Gregg (WR)	Penn State <i>[Choice from Washington]</i>	140



## STEELERS ALL-TIME DRAFT PICKS

6.	Williams, Eric (DB)	North Carolina State	164
7.	Kirchner, Mark (G)	Baylor	191
8a.	Odom, Henry (RB)	South Carolina State <i>[Choice from Denver]</i>	199
8b.	Dunaway, Craig (TE)	Michigan	218
9.	Wingle, Blake (G)	UCLA	244
10.	Straughter, Roosevelt (DB)	Louisiana-Monroe	275
11.	Raugh, Mark (TE)	West Virginia	302
12.	Wiley, Roger (RB)	Sam Houston State	330

**1982 - 12th Overall** (6 offensive, 7 defensive, 1 kicker)

Rd	Player	School	Pk[Overall]
1.	Abercrombie, Walter (RB)	Baylor	12
2.	Meyer, John (T)	Arizona State	43
3.	Merriweather, Mike (LB)	Pacific	70
4.	Woods, Rick (DB)	Boise State	97
5.	Dallafora, Ken (T)	Minnesota	124
6a.	Perko, Mike (DT)	Utah State	155
6b.	Bingham, Craig (LB)	Syracuse <i>[Choice from San Francisco]</i>	167
7a.	Nelson, Edmund (DT)	Auburn	172
7b.	Boures, Emil (C)	Pittsburgh	182
8.	Goodson, John (P)	Texas	209
9.	Hirn, Mike (TE)	Central Michigan	236
10.	Sunseri, Sal (LB)	Pittsburgh	267
11.	Abdul-Saboor, Mikal (G)	Morgan State	293
12.	Hughes, Al (DE)	Western Michigan	320

**1981 - 17th Overall** (6 offensive, 5 defensive)

Rd	Player	School	Pk[Overall]
1.	Gary, Keith (DE)	Oklahoma	17
2.	Washington, Anthony (DB)	Fresno State	44
3.	Donnalley, Rick (C)	North Carolina	73
4.	Martin, Robbie (WR)	Cal Poly	100
5.	Martin, Ricky (WR)	New Mexico	127
6.	Hinkle, Bryan (LB)	Oregon	156
7.	Little, David (LB)	Florida	183
8.	Wilson, Frank (RB)	Rice	209
9.	Hunter, James (T)	USC	239
10.	Mayock, Mike (DB)	Boston College	265
11.	Troceno, Rick (DB)	Pittsburgh	292
12.	<i>Choice to San Francisco</i>		

**1980 - 28th Overall** (10 offensive, 5 defensive)

Rd	Player	School	Pk[Overall]
1.	Malone, Mark (DB)	Arizona State	28
2a.	Kohrs, Bob (LB)	Arizona State <i>[Choice from N.Y. Giants]</i>	35
2b.	Goodman, John (DE)	Oklahoma	56
3.	Sydnor, Ray (TE)	Wisconsin	83
4.	Hurley, Bill (DB)	Syracuse	110
5.	Waffley, Craig (G)	Syracuse	138
6.	Ilkin, Tunch (C)	Indiana State	165
7.	Johnson, Nate (WR)	Hillsdale	193
8.	Walton, Ted (DB)	Connecticut	221
9.	McCall, Ron (WR)	Arkansas-Pine Bluff	249
10a.	Wilson, Woodrow (DB)	North Carolina State <i>[Choice from San Francisco]</i>	250
10b.	Fritz, Ken (G)	Ohio State	277
11.	Pollard, Frank (RB)	Baylor	305
12a.	Vaclavek, Charles (DB)	Texas <i>[Choice from San Francisco]</i>	306
12b.	McGriff, Tyrone (G)	Florida A&M	333

**1979 - 28th Overall** (8 offensive, 6 defensive, 1 kicker)

Rd	Player	School	Pk[Overall]
1.	Hawthorne, Greg (RB)	Baylor	28
2.	Valentine, Zack (LB)	East Carolina	56
3.	<i>Forfeited</i>		
4a.	Davis, Russell (RB)	Michigan <i>[Choice from Tampa Bay]</i>	86
4b.	Sweeney, Calvin (WR)	USC	110
5.	Board, Dwayne (DE)	North Carolina A&T	137
6a.	Murrell, Bill (TE)	Winston-Salem <i>[Choice from San Diego]</i>	157
6b.	Woodruff, Dwayne (DB)	Louisville <i>[Choice from New England]</i>	161
6c.	Bahr, Matt (K)	Penn State	165

7.	Kimball, Bruce (G)	Massachusetts	192
8.	Graves, Tom (LB)	Michigan State	220
9.	Kirk, Richard (DE)	Denison	248
10.	Thompson, Tod (TE)	Brigham Young	275
11.	Moore, Charlie (C)	Wichita State	303
12a.	Smith, Ed (LB)	Vanderbilt <i>[Choice from Philadelphia]</i>	322
12b.	Almond, Mike (WR)	Northwestern State	330

**1978 - 22nd Overall** (6 offensive, 6 defensive, 2 kicker)

Rd	Player	School	Pk[Overall]
1.	Johnson, Ron (DB)	Eastern Michigan	22
2.	Fry, Willie (DE)	Notre Dame	49
3.	Colquitt, Craig (P)	Tennessee	76
4.	Anderson, Larry (DB)	Louisiana Tech	101
5.	<i>Choice to Green Bay</i>		
6.	Reutershan, Randy (WR)	Pittsburgh	160
7.	Dufresne, Mike (TE)	Nebraska	187
8a.	Moser, Rick (RB)	Rhode Island <i>[Choice from St. Louis]</i>	208
8b.	Keys, Andre (WR)	Cal Poly	214
9.	Reynolds, Lance (T)	Brigham Young	241
10a.	Becker, Doug (LB)	Notre Dame	268
10b.	Jurich, Tom (K)	Northern Arizona <i>[Choice from Oakland]</i>	276
11a.	Terry, Nat (DB)	Florida State <i>[Choice from Tampa Bay]</i>	279
11b.	Brzoza, Tom (C)	Pittsburgh	300
12.	Carr, Brad (LB)	Maryland	327

**1977 - 21st Overall** (10 offensive, 8 defensive)

Rd	Player	School	Pk[Overall]
1.	Cole, Robin (LB)	New Mexico	21
2.	Thornton, Sidney (RB)	Northwestern State	48
3a.	Beasley, Tom (DT)	Virginia Tech <i>[Choice from N.Y. Jets]</i>	60
3b.	Smith, Jim (WR)	Michigan	75
4a.	Petersen, Ted (C)	Eastern Illinois <i>[Choice from Green Bay]</i>	93
4b.	Smith, Laverne (RB)	Kansas <i>[Choice from Chicago]</i>	99
4c.	Audick, Dan (G)	Hawaii	106
5a.	Stoudt, Cliff (DB)	Youngstown State <i>[Choice from Kansas City]</i>	121
5b.	Courson, Steve (G)	South Carolina <i>[Choice from Detroit]</i>	125
5c.	Winston, Dennis (LB)	Arkansas	132
6.	Harris, Paul (LB)	Alabama	159
7.	Frisch, Randy (DT)	Missouri	186
8.	August, Phil (WR)	Miami (FL)	217
9.	Kelly, Roosevelt (TE)	Eastern Kentucky	244
10a.	Cowans, Alvin (DB)	Florida <i>[Choice from Buffalo]</i>	253
10b.	LaCrosse, Dave (LB)	Wake Forest	271
11.	West, Lou (DB)	Cincinnati	298
12.	Stephens, Jimmy (TE)	Florida <i>[Choice from Seattle]</i>	310

**1976 - 28th Overall** (13 offensive, 9 defensive)

Rd	Player	School	Pk[Overall]
1.	Cunningham, Bennie (TE)	Clemson	28
2a.	Pinney, Ray (C)	Washington <i>[Choice from Chicago]</i>	37
2b.	Kruczek, Mike (DB)	Boston College <i>[Choice from Baltimore]</i>	47
2c.	Files, James (C)	McNeese State	56
3a.	Coder, Ron (DT)	Penn State <i>[Choice from Green Bay]</i>	70
3b.	Pough, Ernest (WR)	Texas Southern	88
4a.	Monds, Wonder (DB)	Nebraska <i>[Choice from Baltimore]</i>	112
4b.	Bell, Theo (WR)	Arizona	120
5.	Norton, Rodney (LB)	Rice	152
6a.	Dunn, Gary (DT)	Miami (FL) <i>[Choice from San Diego]</i>	159
6b.	Deloplain, Jack (RB)	None	182
7.	Burton, Larry (TE)	Vanderbilt	209
8.	McAleney, Ed (DT)	Massachusetts	237
9.	Gains, Wentford (DB)	Cincinnati	265

## STEELERS ALL-TIME DRAFT PICKS

10.	Campbell, Gary (LB)	Colorado	291
11.	Fuchs, Roland (RB)	Arkansas	319
12.	Carroll, Bill (WR)	Texas A&M-Commerce	347
13.	Kain, Larry (TE)	Ohio State	375
14.	Fields, Wayne (DB)	Florida	403
15.	Davis, Mel (DE)	North Texas	431
16.	Butts, Randy (RB)	Nebraska-Kearney	459
17.	Kirk, Kelvin (WR)	Dayton	487

**1975 - 26th Overall** (12 offensive, 9 defensive)

Rd	Player	School	Pk(Overall)
1.	Brown, Dave (DB)	Michigan	26
2.	Barber, Bob (DE)	Grambling State	51
3.	White, Walter (TE)	Maryland	78
4.	Evans, Harold (LB)	Houston	104
5.	Sexton, Brent (DB)	Elon	130
6.	Crenshaw, Marvin (T)	Nebraska	156
7.	Mattingly, Wayne (T)	Colorado	182
8a.	Kropp, Tom (LB)	Nebraska-Kearney <i>[Choice from Kansas City]</i>	190
8b.	Humphrey, Al (DE)	Tulsa	208
9a.	Clark, Eugene (G)	UCLA <i>[Choice from New England]</i>	222
9b.	Reimer, Bruce (RB)	North Dakota State	234
10a.	Heyer, Kirt (DT)	Nebraska-Kearney <i>[Choice from New England]</i>	247
10b.	Gray, Archie (WR)	Wyoming	260
11.	Little, Randy (TE)	West Liberty State	286
12.	Murphy, Greg (DE)	Penn State	312
13.	Gaddis, Robert (WR)	Mississippi Valley State	337
14.	Collier, Mike (RB)	Morgan State	364
15a.	Thatcher, James (WR)	Langston <i>[Choice from Kansas City]</i>	371
15b.	Smith, Marty (DT)	Louisville	390
16.	Bassler, Miller (TE)	Houston	415
17.	Hegener, Stan (G)	Nebraska	442

**1974 - 21st Overall** (11 offensive, 10 defensive)

Rd	Player	School	Pk(Overall)
1.	Swann, Lynn (WR)	USC	21
2.	Lambert, Jack (LB)	Kent State	46
3.	<i>Choice to Oakland</i>		
4a.	Stallworth, John (WR)	Alabama A&M <i>[Choice from Chicago]</i>	82
4b.	Allen, Jim (DB)	UCLA	100
5.	Webster, Mike (C)	Wisconsin	125
6a.	Wolf, Jim (DE)	Prairie View A&M <i>[Choice from Cleveland]</i>	149
6b.	Druschel, Rick (G)	North Carolina State	150
7a.	Sitterle, Allen (T)	North Carolina State <i>[Choice from New England]</i>	165
7b.	Garske, Scott (TE)	Eastern Washington	179
8.	Gefert, Mark (LB)	Purdue	204
9a.	Reamon, Tommy (RB)	Missouri <i>[Choice from Denver]</i>	223
9b.	Davis, Charles (T)	TCU	229
10a.	Kregel, Jim (G)	Ohio State <i>[Choice from New England]</i>	243
10b.	Atkinson, Dave (DB)	Brigham Young	254
11.	Morton, Dick (RB)	Arkansas	283
12.	Lickiss, Hugh (LB)	Simpson	308
13.	Kolch, Frank (DB)	Eastern Michigan	333
14.	Henley, Bruce (DB)	Rice	358
15.	Hunt, Larry (DT)	Iowa State	387
16.	Morgan, Octavus (LB)	Illinois	412
17.	Moore, Larry (DE)	Angelo State	437

**1973 - 24th Overall** (7 offensive, 13 defensive)

Rd	Player	School	Pk(Overall)
1.	Thomas, J.T. (DB)	Florida State	24
2.	Phares, Ken (DB)	Mississippi State	50
3.	Bernhardt, Roger (G)	Kansas	76
4.	Clark, Gail (LB)	Michigan State	102
5a.	Reavis, Dave (DE)	Arkansas <i>[Choice from New Orleans]</i>	106
5b.	Clark, Larry (LB)	Northern Illinois	128
6a.	Bell, Ron (RB)	Illinois State <i>[Choice from Denver]</i>	140
6b.	Scolnik, Glenn (WR)	Indiana	154

7.	Dorsey, Nate (DE)	Mississippi Valley State	180
8a.	Toews, Loren (LB)	California <i>[Choice from Denver]</i>	192
8b.	Janssen, Bill (T)	Nebraska	206
9.	Bonham, Bracey (G)	North Carolina Central	232
10.	Wunderly, Don (DT)	Arkansas	258
11.	White, Bob (DB)	Arizona	284
12.	Lee, Willie (RB)	Indiana State	310
13.	Ferguson, Rick (WR)	Kansas State	336
14.	Cowan, Roger (DE)	Stanford	362
15.	Cross, Charles (DB)	Iowa	388
16.	Nardi, Glen (DT)	Navy	414
17.	Shannon, Mike (DT)	Oregon State	440

**1972 - 13th Overall** (11 offensive, 9 defensive)

Rd	Player	School	Pk(Overall)
1.	Harris, Franco (RB)	Penn State	13
2.	Gravelle, Gordon (T)	Brigham Young	38
3.	McMakin, John (TE)	Clemson	63
4a.	Brinkley, Lorenzo (DB)	Missouri <i>[Choice from N.Y. Giants]</i>	80
4b.	Bradley, Ed (LB)	Wake Forest	88
5.	Furness, Steve (DE)	Rhode Island	113
6.	Meyer, Dennis (DB)	Arkansas State	143
7a.	Colquitt, Joe (DE)	Kansas State <i>[Choice from N.Y. Giants]</i>	159
7b.	Kelly, Robert (DB)	Jackson State	168
8.	Vincent, Stahle (RB)	Rice	193
9.	Kelley, Don (DB)	Clemson	217
10.	Brown, Bob (DT)	Tampa	243
11.	Gilliam, Joe (DB)	Tennessee State	273
12.	Curl, Ron (T)	Michigan State	298
13.	Messmer, Ernie (T)	Villanova	323
14.	Durrance, Tom (RB)	Florida	348
15a.	Hulecki, John (G)	Massachusetts <i>[Choice from Houston]</i>	368
15b.	Harrington, Charles (G)	Wichita State	373
16.	Hawkins, Nate (WR)	UNLV	403
17.	Linehan, Ron (LB)	Idaho	428

**1971 - 8th Overall** (12 offensive, 9 defensive, 1 kicker)

Rd	Player	School	Pk(Overall)
1.	Lewis, Frank (WR)	Grambling State	8
2.	Ham, Jack (LB)	Penn State	34
3.	Davis, Steve (RB)	Delaware State	60
4a.	Mullins, Gerry (TE)	USC	86
4b.	White, Dwight (DE)	Texas A&M-Commerce <i>[Choice from Baltimore]</i>	104
5a.	Brown, Larry (TE)	Kansas <i>[Choice from New Orleans]</i>	106
5b.	Holmes, Mel (T)	North Carolina A&T	112
5c.	Anderson, Ralph (DB)	West Texas A&M <i>[Choice from Miami]</i>	126
5d.	Brister, Fred (LB)	Mississippi <i>[Choice from Minnesota]</i>	128
6.	Hanneman, Craig (T)	Oregon State	138
7.	McClure, Worthy (T)	Mississippi	164
8a.	Crowe, Larry (RB)	Texas Southern <i>[Choice from New Orleans]</i>	184
8b.	Rogers, Paul (K)	Nebraska	190
8c.	Holmes, Ernie (DT)	Texas Southern <i>[Choice from Miami]</i>	203
9.	Anderson, Mike (LB)	LSU	216
10.	O'Shea, Jim (TE)	Boston College	242
11.	Wagner, Mike (DB)	Western Illinois	268
12.	<i>Choice to Baltimore</i>		
13.	Young, Al (WR)	South Carolina State	320
14.	Evans, McKinney (DB)	New Mexico Highlands	346
15.	Makin, Ray (G)	Kentucky	372
16.	Huntley, Walter (DB)	Trinity (TX)	398
17.	Ehle, Dan (RB)	Howard Payne	424

**1970 - 1st Overall** (10 offensive, 9 defensive)

Rd	Player	School	Pk(Overall)
1.	Bradshaw, Terry (DB)	Louisiana Tech	1
2.	Shanklin, Ron (WR)	North Texas	28
3.	Blount, Mel (DB)	Southern University	53
4a.	George, Ed (T)	Wake Forest	80
4b.	Evenson, Jim (RB)	Oregon	93



# STEELERS ALL-TIME DRAFT PICKS

MEDIA INFORMATION

FOOTBALL STAFF

2011 PLAYERS

2010 IN REVIEW

STEELERS HISTORY

RECORDS

5.	Staggers, Jon (DB)	Missouri	105
6a.	Barrera, Manuel (LB)	Kansas State	132
6b.	Kegler, Clarence (T)	South Carolina State <i>[Choice from Minnesota]</i>	155
7.	Griffin, Danny (RB)	Texas-Arlington	157
8.	Smith, Dave (WR)	Indiana (PA)	184
9.	Crennel, Carl (LB)	West Virginia	209
10.	Brown, Isiah (DB)	Stanford	236
11.	Hunt, Calvin (C)	Baylor	261
12.	Sharp, Rick (DT)	Washington	288
13.	Main, Billy (RB)	Oregon State	313
14.	Askon, Bert (LB)	Texas Southern	340
15.	Keppy, Glen (DT)	Wisconsin-Platteville	365
16.	Yanossy, Frank (DT)	Tennessee	392
17.	Key, Harry (TE)	Mississippi Valley State	417

## 1969 - 4th Overall (9 offensive, 7 defensive, 1 kicker)

Rd	Player	School
1.	Greene, Joe (DT)	No. Texas St.
2a.	Hanratty, Terry (DB)	Notre Dame
2b.	Bankston, Warren (RB)	Tulane
	<i>[Choice from San Francisco]</i>	
3.	Kolb, Jon (C)	Oklahoma St.
4.	Campbell, Bob (RB)	Penn St.
5.	<i>Choice to St. Louis</i>	—
6.	<i>Choice to Green Bay</i>	—
7a.	Beatty, Charles (DB)	No. Texas St.
7b.	Brown, Chadwick (DT)	E. Texas St.
8.	Cooper, Joe (WR)	Tennessee St.
9.	Sodaski, John (DB)	Villanova
10.	Greenwood, L.C. (DE)	Arkansas AM & N
11.	Washington, Clarence (DT)	Arkansas AM & N
12.	Fisher, Doug (LB)	San Diego St.
13.	Lynch, John (LB)	Drake
14.	Houmard, Bob (RB)	Ohio U.
15.	Liberto, Ken (WR)	Louisiana Tech
16.	Mosley, Dack (WR)	Alcorn A & M
17.	Eppright, Bill (K)	Kent State

## 1968 - 10th Overall (8 offensive, 6 defensive, 1 kicker)

Rd	Player	School
1.	Taylor, Mike (OT)	So. California
2.	Ruple, Ernie (OT)	Arkansas
3a.	<i>Choice to Cleveland</i>	—
3b.	Henderson, Jon (WR)	Colorado St.
	<i>[Choice from Minnesota]</i>	
3c.	Herbert, Ken (K)	Houston
	<i>[Choice from Los Angeles]</i>	
4.	<i>Choice to Green Bay</i>	—
5.	<i>Choice to Green Bay</i>	—
6.	<i>Choice to Atlanta</i>	—
7a.	Dalton, Doug (RB)	New Mexico St.
7b.	Glennon, Bill (DT)	Washington
	<i>[Choice from Los Angeles]</i>	
8.	Holman, Danny (DB)	San Jose St.
9.	Knight, John (DE)	Weber St.
10.	<i>Choice to Cleveland</i>	—
11.	King, Kim (RB)	Georgia Tech
12.	Wheeler, Sam (LB)	Wisconsin
13.	Rdy, Joe (G)	Puget Sound
14.	Harris, Lou (DB)	Kent St.
15.	Lanning, Bob (DE)	No. Montana
16.	Bleier, Rocky (RB)	Notre Dame
17.	Cole, Bob (LB)	So. Carolina

## 1967 - 9th Overall (11 offensive, 3 defensive)

Rd	Player	School
1.	<i>Choice to Green Bay</i>	—
2.	Shy, Don (RB)	San Diego St.
3a.	<i>Choice to San Francisco</i>	—
3b.	Freitas, Rockne (C)	Oregon
	<i>[Choice from Philadelphia]</i>	
4.	May, Ray (LB)	So. California
5.	<i>Choice to Green Bay</i>	—
6.	<i>Choice to Atlanta</i>	—
6a.	Haggerty, Mikey (OT)	Miami (Fla.)
7.	<i>Choice to Washington</i>	—
8a.	Barnes, Mike (OT)	Purdue

8b.	Foruria, John (DB)	Idaho
	<i>[Choice from Minnesota]</i>	
9.	Otis, Paul (DT)	Houston
10.	Wilsey, Bill (LB)	Fresno St.
11.	Whitcomb, Jim (WR)	Emporia St. (Kan.)
12.	<i>Choice to Baltimore</i>	—
13.	Homan, Jim (G)	So. California
14.	Anderson, Chet (TE)	Minnesota
15.	Love, Mike (RB)	Abilene Christian
16.	Smith, Bill (C)	Oregon
17.	Davenport, Mike (RB)	Wyoming

## 1966 - 3rd Overall (14 offensive, 1 defensive)

Rd	Player	School
1.	Leftridge, Dick (RB)	West Virginia
2.	Gagner, Larry (G)	Florida
3.	Killoirn, Pat (C)	Syracuse
4.	<i>Choice to Chicago</i>	—
5.	<i>Choice to Detroit</i>	—
6.	<i>Choice to Minnesota</i>	—
7.	Boozer, Emerson (RB)	Maryland St.
8.	<i>Choice to New York</i>	—
9.	Stewart, Dale (WR)	Pittsburgh
10.	Marion, Jerry (RB)	Wyoming
11.	Washington, Charley (RB)	Grambling
12.	<i>Choice to Dallas</i>	—
13.	Dial, Benjy (DB)	Eastern New Mexico
14.	Novogratz, Joe (LB)	Pittsburgh
15.	Dobson, Joe (OT)	Idaho
16.	Long, Jim (WR)	Purdue
17.	Brundage, Mike (DB)	Oregon
18.	Lucas, Kenny (DB)	Pittsburgh
19.	Neilson, Dave (DB)	Albion
20.	Springer, Ron (OT)	Albion

## 1965 - 3rd Overall

Rd	Player	School
1.	<i>Choice to Chicago</i>	—
2.	Jefferson, Ray (WR)	Utah
3.	<i>Choice to New York</i>	—
4.	<i>Choice to Detroit</i>	—
5.	<i>Choice to Green Bay</i>	—
6.	<i>Choice to Green Bay</i>	—
7.	Browning, Charlie (RB)	Washington
8.	Howley, Bill (E)	Pittsburgh
9.	Neville, Tom (T)	Mississippi St.
10.	Tobey, Dave (C)	Oregon
11.	Molden, Frank (T)	Jackson St.
12.	Loquist, Craig (B)	Minnesota
13.	Wilburn, J.R. (B)	South Carolina
14.	Butler, Jim (B)	Edward Waters
15.	Carrell, John (T)	Texas Tech.
16.	Dusenbury, Doug (K)	Kansas St.
17.	Canale, Whit (B)	Tennessee
18.	Howard, Bob (B)	Stanford
19.	Price, Lonnie (B)	Southwestern Louisiana
20.	Fertig, Craig (DB)	So. Carolina

## 1964 - 10th Overall

Rd	Player	School
1.	Martha, Paul (B)	Pittsburgh
2a.	<i>Choice to Chicago</i>	—
2b.	Kelly, Jim (E)	Notre Dame
	<i>[Choice from Chicago]</i>	
3.	Baker, Ralph (LB)	Penn State
4.	McGee, Ben (T)	Jackson St.
5.	Alley, T. W (T)	William & Mary
6.	Gibson, Tom (G)	So. Carolina
7.	Smith, Bobby (B)	No. Texas St.
8.	Currington, Bob (B)	No. Carolina College
9.	Nichols, Bob (T)	Stanford
10.	<i>Choice to Cleveland</i>	—
11.	Soleau, Bob (G)	William & Mary
12.	Sherman, Bob (B)	Iowa
13.	Baker, Glenn (T)	Washington St.
14.	Jenkins, Tom (G)	Ohio St.
15.	Brown, Barry (E)	Florida
16.	Kesler, Ed (B)	No. Carolina

## STEELERS ALL-TIME DRAFT PICKS

17.	Shaw, Dennis [C]	Detroit
18.	Dobbins, Oliver [B]	Morgan St.
19.	Marshall, Don [T]	Lehigh
20.	Generalovich, Brian [E]	Pittsburgh

### 1963 - 11th Overall

Rd	Player	School
1.	Choice to Chicago	—
2.	Choice to Baltimore	—
3.	Choice to Green Bay	—
4.	Choice to Chicago	—
5.	Choice to Los Angeles	—
6.	Choice to Chicago	—
7.	Choice to Green Bay	—
8.	Atkinson, Frank [T]	Stanford
9.	Carrington, Gene [T]	Boston College
10.	Nelsen, Bill [QB]	So. California
11.	Dixon, Hewritt [B]	Florida A & M
12.	Curry, Roy [B]	Jackson St.
13.	Gray, Hal [LB]	Los Angeles St.
14.	Dickerson, Bob [E]	Bethune-Cookman
15.	Szykowny, Matt [QB]	Iowa
16.	Russell, Andy [LB]	Missouri
17.	Stein, Tim [C]	Miami [Ohio]
18.	Bradshaw, Jim [B]	Chattanooga
19.	Berg, Roger [T]	St. Thomas [Minn.]
20.	Traficant, Jim [QB]	Pittsburgh

### 1962 - 5th Overall

Rd	Player	School
1.	Ferguson, Bob [B]	Ohio St.
2.	Choice to Chicago	—
3.	Choice to Los Angeles	—
4.	Choice to Detroit	—
5.	Choice to Baltimore	—
6.	Choice to San Francisco	—
7.	Collins, Jack [B]	Texas
8.	Ballman, Gary [B]	Michigan St.
9.	Powers, John [E]	Notre Dame
10.	Vignali, Larry [G]	Pitt
11.	Willis, Bob [E]	California
12.	Mudie, Sam [QB]	Rutgers
13.	Woodward, Dave [T]	Auburn
14.	Whittaker, Jim [E]	Nevada
15.	Hatch, Vern [E]	No. Carolina College
16.	Ply, Bobby [QB]	Baylor
17.	Tucker, Nat [B]	Florida A & M
18.	Yarbrough, Darrell [T]	Northwest Louisiana St.
19.	Kuprok, John [E]	Pittsburgh
20.	Knight, John [B]	Valparaiso

### 1961 - 6th Overall

Rd	Player	School
1.	Choice to San Francisco	—
2.	Pottios, Myron [LB]	Notre Dame
3.	Choice to Detroit	—
4.	Choice to San Francisco	—
5.	Choice to Baltimore	—
6.	Choice to Los Angeles	—
7.	Hoak, Dick [B]	Penn St.
8.	Balthazar, George [T]	Tennessee A & I
9.	Choice to San Francisco	—
10.	Mack, Bill [B]	Notre Dame
11.	Clements, Skip [B]	No. Carolina
12.	Jackunas, Frank [T]	Detroit
13.	Choice to San Francisco	—
14.	Schmitz, Bob [LB]	Montana St.
15.	McConn, Ray [B]	West Texas St.
16.	Scott, Wilbert [B]	Indiana
17.	Nofsinger, Terry [QB]	Utah
18.	Simko, John [E]	Augustana [S.D.]
19.	Wyatt, Bernie [B]	Iowa
20.	Jones, Mike [B]	San Jose St.

### 1960 - 6th Overall

Rd	Player	School
1.	Spikes, Jack [B]	TCU
2.	Choice to Cleveland	—
3.	Choice to Los Angeles	—

4.	Choice to Detroit	—
5.	Choice to St. Louis	—
6.	Choice to Los Angeles	—
7.	Dennis, Lonnie [G]	Brigham Young
8.	Lanphear, Dan [G]	Wisconsin
9.	Harris, Marshall [B]	TCU
10.	Kapele, John [T]	Brigham Young
11.	Choice to San Francisco	—
12.	Butler, Earl [T]	No. Carolina
13.	Womack, Joe [B]	Los Angeles St.
14.	Keys, Brady [B]	Colorado St.
15.	Essenmacker, Larry [T]	Alma
16.	Ames, Dave [B]	Richmond
17.	Chamberlain, Dale [B]	Miami [Ohio]
18.	Lee, Charley [T]	Iowa
19.	Turley, Howard [E]	Louisville
20.	Harshberger, George [T]	Wichita

### 1959 - 5th Overall

Rd	Player	School
1.	Choice to San Francisco	—
2.	Choice to Detroit	—
3.	Choice to Los Angeles	—
4.	Choice to Los Angeles	—
5.	Choice to Green Bay	—
6.	Choice to Detroit	—
7.	Choice to Washington	—
8.	Barnett, Tom [B]	Purdue
9.	Davis, Hal [G]	Houston
10.	Gunnels, Riley [T]	Georgia
11.	Curtis, Overton [B]	Utah St.
12.	Pavliska, Bill [B]	Baylor
13.	Bohling, Dewey [B]	Hardin-Simmons
14.	Peppercorn, John [E]	Kansas
15.	Brodnax, John [B]	LSU
16.	Carico, Bill [G]	No. Texas St.
17.	Leeka, Bill [T]	UCLA
18.	Seinturier, John [T]	So. California
19.	Kocourek, Dave [E]	Wisconsin
20.	Hayes, Rudy [B]	Clemson
21.	Green, Johnny [QB]	Chattanooga
22.	Polk, Burley [T]	Hardin-Simmons
23.	Davie, Ernye [B]	McMurry [Tex.]
24.	Farmer, Wayne [T]	Purdue
25.	Miller, Ron [E]	Vanderbilt
26.	Scott, John [T]	Ohio St.
27.	Tolar, Charley [B]	Northwestern Louisiana
28.	Hall, Ronnie [B]	Missouri Valley
29.	Loncar, Dick [T]	Notre Dame
30.	Fierstad, Willis [B]	Minnesota

### 1958 - 9th Overall

Rd	Player	School
1.	Choice to San Francisco	—
2.	Krutko, Larry [B]	West Virginia
3.	Krisher, Bill [G]	Oklahoma
4.	Choice to Los Angeles	—
5.	Choice to Los Angeles	—
6.	Lasse, Dick [E]	Syracuse
7.	Choice to Baltimore	—
8.	Choice to Detroit	—
9.	Choice to Detroit	—
10.	Campbell, Dick [D]	Marquette
11.	Aldrich, Larry [E]	Idaho
12.	Reed, Leroy [B]	Mississippi
13.	Choice to San Francisco	—
14.	Jennings, Doyle [T]	Oklahoma
15.	Sears, Ed [B]	Florida
16.	Perkins, John [T]	Mississippi Southern
17.	Lewis, Joe [T]	Compton JC [Calif.]
18.	Choice to Detroit	—
19.	Keady, Gene [B]	Kansas St.
20.	Johnson, George [T]	Wake Forest
21.	Jones, Everett [G]	Utah
22.	Thompson, Bill [E]	Duke
23.	Trowbridge, Ken [B]	No. Carolina St.
24.	Roberts, Norm [E]	E. Texas St.
25.	Groce, Bill [B]	No. Texas St.
26.	Evans, Jon [E]	Oklahoma A & M
27.	Dellinger, Floyd [B]	Texas Tech.



## STEELERS ALL-TIME DRAFT PICKS

28	Akin, Dean [E]	Jacksonville St. (Ala.)
29	Fuquay, Mert [E]	Baylor
30	Scherer, Dick [E]	Pittsburgh

## 1957 - 5th Overall

Rd	Player	School
1.	Dawson, Lenny [QB]	Purdue
2.	Michael, Bill [T]	Ohio St.
3.	Owens, Don [T]	Mississippi Southern
4.	<i>Choice to Washington</i>	—
5.	Richards, Perry [E]	Detroit
6.	Volkert, George [B]	Georgia Tech
7.	Johnson, Curley [B]	Houston
8.	<i>Choice to Chicago Bears</i>	—
9.	Hutchings, Charley [T]	Miami (Fla.)
10.	Jelic, Ralph [B]	Pittsburgh
11.	Hughes, Dick [B]	Tulsa
12.	Ellison, Vern [G]	Oregon St.
13.	Underwood, Dwayne [T]	Oklahoma A & M
14.	Crawford, Jim [B]	Wyoming
15.	Canil, Herman [T]	Pittsburgh
16.	<i>Choice to Baltimore</i>	—
17.	Salvatera, Corny [B]	Pittsburgh
18.	Bigbee, Len [E]	E. Texas St.
19.	Bennett, Phil [E]	Miami (Fla.)
20.	Szuehan, John [T]	No. Carolina St.
21.	Cichowski, Gene [QB]	Indiana
22.	Thomas, Aurelius [G]	Ohio St.
23.	Pollock, Bob [T]	Pittsburgh
24.	Francis, Gary [E]	Illinois
25.	Hinesley, Jim [E]	Michigan St.
26.	Swann, Bob [T]	Vanderbilt
27.	Konkoly, Bob [B]	Xavier
28.	Kolinsky, Frank [T]	Tennessee
29.	Ramage, Tom [G]	Utah St.
30.	Serier, Don [E]	Arkansas St.

## 1956 - 5th Overall

Rd	Player	School
<i>Bonus Choice:</i> Glick, Gary [B] Colorado St.		
1.	Davis, Art [B]	Mississippi St.
2.	Krupa, Joe [T]	Purdue
3.	Taylor, Jim [C]	Baylor
4.	Murley, Dick [G]	Purdue
5.	Murakowski, Bill [B]	Purdue
6.	Taylor, Ray [B]	TCU
7.	Gaspari, Dick [C]	George Washington
8.	Wellman, Vere [G]	Wichita
9.	Edmonds, Wayne [G]	Notre Dame
10.	Baldacci, Lou [B]	Michigan
11.	<i>Choice to Detroit</i>	—
12.	Tarasovic, Phil [E]	Yale
13.	Holley, Weldon [B]	Baylor
14.	Emmons, Jim [T]	Alabama
15.	<i>Choice to San Francisco</i>	—
16.	Reed, Lionel [B]	Can. Oklahoma St.
17.	Schmidt, Bill [G]	Pittsburgh
18.	Stephens, John [B]	Holy Cross
19.	Jacobs, Jerry [G]	Florida St.
20.	Glatz, Fred [E]	Pittsburgh
21.	Martell, Gene [T]	Notre Dame
22.	DiPasquale, Ray [B]	Pittsburgh
23.	Neft, Pete [QB]	Pittsburgh
24.	Engram, Bryan [E]	TCU
25.	O'Dell, Bill [B]	Clemson
26.	Sweeney, Frank [G]	Xavier
27.	Benson, Buddy [B]	Arkansas
28.	DeGraaf, Bill [B]	Cornell
29.	Thompson, Wes [T]	Alabama

## 1955 - 6th Overall

Rd	Player	School
1.	Varrichione, Frank [T]	Notre Dame
2.	<i>Choice to Los Angeles</i>	—
3.	Bernet, Ed [E]	SMU
4.	Broussard, Fred [C]	Texas A & M & Northwestern Louisiana
5.	Mason, George [T]	Alabama

5.	Harkey, Lem [B]	Emporia
7.	Reeve, Hal [T]	Oregon
8.	<i>Choice to Detroit</i>	—
9.	Unitas, John [QB]	Louisville
10.	Boyle, Terry [T]	Cincinnati
11.	Eaton, Vic [QB]	Missouri
12.	Cooke, Jim [E]	Lincoln (Pa.)
13.	Whitmer, Bob [B]	Purdue
14.	Byrne, John [G]	John Carroll
15.	Duckett, Ellis [B]	Michigan St.
16.	Vincent, Frank [C]	Glennville St. (W. Va.)
17.	Merchant, Ed [B]	Miami (Ohio)
18.	Maier, George [G]	Marshall
19.	Smith Ed [B]	Texas Southern
20.	Matykiewicz, Lou [E]	Iowa
21.	Phenix, Rees [T]	Georgia Tech
22.	McCabe, Richie [B]	Pittsburgh
23.	Holtz, Gordy [T]	Minnesota
24.	Maycock, Mike [E]	Villanova
25.	Bull, Charlie [G]	Missouri
26.	Soltau, Jim [E]	Minnesota
27.	Sanford, Bill [B]	Hofstra
28.	Williams, Dave [G]	Ohio St.
29.	Sinclair, Bernie [E]	Texas A & M
30.	Caruzzi, Jim [B]	Marquette

## 1954 - 7th Overall

Rd	Player	School
1.	Lattner, John [B]	Notre Dame
2.	Stark, Pat [B]	Syracuse
3.	Miner, Tom [E]	Tulsa
4.	<i>Choice to Los Angeles</i>	—
5.	<i>Choice to San Francisco</i>	—
6.	Pepper, Laurin [B]	Mississippi Southern
7.	O'Brien, Jack [E]	Florida
8.	Cameron, Paul [B]	UCLA
9.	Zombeck, Joe [E]	Pittsburgh
10.	Fisher, Bob [T]	Tennessee
11.	Cimaroli, Lou [B]	Pittsburgh
12.	Fritz, Don [E]	Cincinnati
13.	Lattimer, Charley [C]	Maryland
14.	Bradford, Roger [E]	Waynesburg & Duquesne
15.	Drake, Tom [G]	Chattanooga
16.	Krol, Cas [T]	Detroit
17.	Fulgier, Joe [C]	Oregon St.
18.	Penza, Don [E]	Notre Dame
19.	Rydaich, Don [B]	Utah
20.	Prender, Fred [B]	W. Chester St.
21.	Tassotti, Dan [T]	Miami (Fla.)
22.	Lapsley, John [G]	Northeastern
23.	Pascarella, Joe [T]	Penn St.
24.	Flangagan, Jack [E]	Detroit
25.	Barron, Jim [T]	Mississippi St. & Tulsa
26.	Varaitis, Joe [B]	Penn
27.	Yewic, Tom [B]	Michigan St.
28.	Bush, Joe [G]	Notre Dame
29.	Fagan, Joe [T]	John Carroll
30.	Sweatte, Juel [B]	Oklahoma

## 1953 - 5th Overall

Rd	Player	School
1.	Marchibroda, Ted [QB]	Detroit & St. Bonaventure
2.	Johnson, John Henry [B]	St. Marys [Cal.] & Arizona St.
3.	Matuszak, Marv [LB]	Tulsa
4.	Colteryan, Lloyd [E]	Maryland
5.	Gaona, Bob [T]	Wake Forest
6.	Barton, Tom [G]	Clemson
7.	Alderton, John [E]	Maryland
8.	Perry, Lowell [E]	Michigan
9.	Sarnese, Pat [T]	Temple
10.	Holohan, Frank [T]	Tennessee
11.	<i>Choice to Chicago Bears</i>	—
12.	Robertson, Jerry [B]	Kansas
13.	Davis, Leo [E]	Bradley
14.	Montgomery, Charley [T]	Mississippi
15.	O'Neill, Bob [E]	Notre Dame
16.	Zachary, John [B]	Miami (Ohio)
17.	Quinn, Reed, [B]	Florida
18.	Holben, Carl [T]	Duke

## STEELERS ALL-TIME DRAFT PICKS

19.	Williams, John [B]	Louisville
20.	Hagley, Wil Lee [E]	Auburn
21.	Earley, Don [G]	So. Carolina
22.	O'Connor, Ed [T]	Maryland
23.	Correll, Ray [G]	Kentucky
24.	Schneidenbach, Bob [B]	Miami [Fla.]
25.	Hampel, Vic [E]	Houston
26.	McLairn, Jack [E]	Bethune-Cookman
27.	Delaney, Jack [B]	Cincinnati
28.	Cimini, Joe [T]	Mississippi St.
29.	Massaro, Art [B]	W & J
30.	Tepe, Lou [C]	Duke

## 1952 - 6th Overall

Rd	Player	School
1.	Modzelewski, Ed [B]	Maryland
2.	Tarasovic, George [C]	LSU
3.	Wadiak, Steve [B]	So. Carolina
4.	Gearding, Jack [T]	Xavier
5.	Choice to Chicago Bears	—
6.	Choice to Los Angeles	—
7.	Hippis, Claude [B]	Georgia
8.	Choice to Chicago Bears	—
9.	Payne, Herky [B]	Tennessee
10.	Gilmartin, George [B]	Xavier
11.	Spinks, Jack [B]	Alcorn A & M
12.	McFadden, Marv [T]	Michigan St.
13.	Flood, Dave [B]	Notre Dame
14.	Davis June [G]	Texas
15.	Pivrotto, Dick [B]	Princeton
16.	Ladygo, Pete [G]	Maryland
17.	Smithwich, Pat [E]	St. Norberts
18.	MacDonald, Andy [B]	Gen. Michigan
19.	Kerkorian, Gary [DB]	Stanford
20.	Simeone, Dan [T]	Villanova
21.	Babcock, Harry [E]	Georgia
22.	Byrne, Bob [B]	Montana St.
23.	Pollock, Vic [B]	Army
24.	Bestwick, Bob [QB]	Pittsburgh
25.	Robinson, Bill [B]	Lincoln [Mo.]
26.	Wilson, Bobby [B]	Alabama
27.	Doyle, Skip [B]	Ohio St.
28.	Hanifan, Jerry [B]	St. Bonaventure
29.	Wariner, Chris [E]	Pittsburgh
30.	Kissel, Ed [B]	Wake Forest

## 1951 - 9th Overall

Rd	Player	School
1.	Avinger, Clarence [B]	Alabama
2.	Ottmann, Chuck [B]	Michigan
3.	Sulima, George [E]	Boston University
4.	French, Barry [T]	Purdue
5.	Sampson, Floyd [B]	McMurry
6.	Dodril, Dale [G]	Colorado A & M
7.	Mathews, Ray [B]	Clemson
8.	Minarik, Hank [E]	Michigan St.
9.	Schweder, John [G]	Penn
10.	Salata, Paul [E]	So. California
11.	McClatchion, Joe [G]	Washington & Lee
12.	Brandt, Jim [B]	St. Thomas [Minn.]
13.	Szabo, Bill [T]	Bucknell
14.	Mizerang, Mike [G]	Alabama
15.	Webb, Clay [B]	Kentucky
16.	Oberg, Lambert [C]	Trinity [Conn.]
17.	Ghelnann, Ted [T]	William & Mary
18.	Field, Pat [B]	Georgia
19.	Pavilkowski, Bill [B]	Boston University
20.	Donnelly, Tom [T]	Holy Cross
21.	Cheatham, Ernie [T]	Loyola [Cal.]
22.	Hendley, Dick [B]	Clemson
23.	Minor, Joe [E]	John Carroll
24.	Alois, Art [C]	San Francisco
25.	Calvin, Tommy [B]	Alabama
26.	Pearman, Bill [G]	Tennessee
27.	Radcliffe, Bob [B]	Wisconsin
28.	Hansen, Howie [B]	UCLA
29.	Smith, Fred [E]	Tulsa
30.	Gruble, John [E]	Tennessee

## 1950 - 8th Overall

Rd	Player	School
1.	Chandrois, Lynn [B]	Michigan St.
2.	Stautner, Ernie [T]	Boston College
3.	Hughes, George [G]	William & Mary
4.	Choice to Chicago Bears	—
5.	Allen, Lou [T]	Duke
6.	Matton, Ed [B]	Trinity [Texas]
7.	Smith, Truett [B]	Mississippi St. & Wyoming
8.	Rogel, Fran [B]	Penn St.
9.	Druen, Max [T]	Tulane
10.	Choice to Chicago Cards	—
11.	Williams, Charley [E]	Sam Houston St.
12.	Choice to Chicago Cards	—
13.	Norton, Negley [T]	Penn St.
14.	Kynes, Jim [C]	Florida
15.	Russell, Harry [B]	San Jose St.
16.	Barkouskie, Bernie [G]	Pittsburgh
17.	Bodine, Al [B]	Georgia
18.	Powell, Kenneth [E]	No. Carolina
19.	Gaul, Frank [T]	Notre Dame
20.	DeNoia, Mike [B]	Scranton
21.	Tomlinson, Dick [G]	Kansas
22.	Burak, Stan [B]	George Washington
23.	Kersulis, Walt [E]	Illinois
24.	Weaver, John [G]	Miami [Ohio]
25.	Numbers, Bob [C]	Lehigh
26.	Vaccaro, Nick [B]	Florida
27.	Kreiser, Elmer [E]	Bloomsburg St.
28.	Diehl, Jerry [B]	Idaho
29.	DePasqua, Carl [B]	Pittsburgh
30.	Hudak, Ed [T]	Notre Dame

## 1949 - 6th Overall

Rd	Player	School
1.	Gage, Bobby [B]	Clemson
2.	Davis, Harper [B]	Mississippi St.
3.	Walsh, Bill [C]	Notre Dame
4.	Geri, Joe [B]	Georgia
5.	Long, Bill [E]	Oklahoma A & M
6.	Brightwell, Doug [C]	TCU
7.	Talarico, Bill [B]	Penn
8.	Brown, George [G]	TCU
9.	Breenan, Tom [T]	Boston College
10.	Hood, Bob [E]	Alabama
11.	Sanders, Al [C]	Mississippi Southern
12.	Finks, Jimmy [B]	Tulsa
13.	Walston, R.R. [G]	No. Texas St.
14.	Moon, Dave [B]	SMU
15.	Sobczak, Ed [E]	Michigan
16.	Snell, Dervard [T]	Auburn
17.	Kissell, Veto [B]	Holy Cross
18.	Shipman, Clint [T]	E. Texas St.
19.	McBridge, Jack [E]	Rice
20.	Mann, Ben [G]	Mississippi
21.	Jackura, Joe [C]	Georgia
22.	Johnson, Lloyd [B]	W. Texas St.
23.	Owens, Jim [E]	Oklahoma
24.	Snowden, Ivan [T]	Texas A & I
25.	Goff, Bobby [B]	Texas A & M

## 1948 - 9th Overall

Rd	Player	School
1.	Edwards, Dan [E]	Georgia
2.	Nuzum, Jerry [B]	New Mexico A & M
3.	Wozniak, John [G]	Alabama
4.	Gasparella, Joe [QB]	Notre Dame
5.	Long, Bill [B]	Penn
6.	Cooper, Jim [C]	No. Texas St.
7.	Ryan, Ed [E]	St. Mary's [Cal.]
8.	Deranek, Dick [B]	Indiana
9.	Redfield, Paul [T]	Colgate
10.	Papach, George [B]	Purdue
11.	Finical, Tom [E]	Princeton
12.	Lane, Clayton [T]	New Hampshire
13.	Mazuca, Dick [G]	Canisius
14.	McPeak, Bill [E]	Pittsburgh
15.	Messoline, Frank [B]	Scranton
16.	Lane, Tom [T]	Muhlenburg



## STEELERS ALL-TIME DRAFT PICKS

17.	Barbolak, Pete [T]	Purdue
18.	Fogler, Fred [B]	Duke
19.	Snyder, Charley [T]	Marshall
20.	Stevens, Tally [E]	Utah
21.	Norman, Dike [C]	Washington & Lee
22.	Simmons, Floyd [B]	Notre Dame
23.	Hausser, Paul [T]	Wichita
24.	Ramsay, Bob [B]	SMU
25.	Whitlow, Felton [T]	No.Texas St.
26.	Bowen, Dinky [B]	Georgia Tech
27.	Gibron, Abe [G]	Purdue
28.	Hilkene, Bruce [T]	Michigan
29.	Zuchowski, Ted [T]	Toledo
30.	DeMatteo, Tony [B]	Pittsburgh

## 1947 - 5th Overall

Rd	Player	School
1.	Bechtol, Hub [E]	Texas
2.	Mastrangelo, John [G]	Notre Dame
3.	Wydo, Frank [T]	Cornell
4.	Aschenbrenner, Frank [B]	Northwestern
5.	Meeks, Bryant [C]	So.Carolina
6.	Shipkey, Jerry [B]	UCLA
7.	Vander Clute, Bert [G]	Wesleyan
8.	Gibson, Paul [E]	No.Carolina St.
9.	Medd, Jack [C]	Wesleyan
10.	Fitch, Jack [B]	No.Carolina
11.	Parseghian, Ara [B]	Miami [Ohio]
12.	Moore, Bill [T]	Penn St.
13.	Bruno, Larry [B]	Geneva
14.	Jenkins, Ralph [C]	Clemson
15.	Nickel, Elbie [E]	Cincinnati
16.	Cregar, Bill [C]	Holy Cross
17.	Mulready, Jerry [B]	No. Dakota St.
18.	Smith, Warren [T]	Kansas Wesleyan
19.	Hamilton, Fred [T]	Vanderbilt
20.	Taylor, Fred [E]	TCU
21.	Bushmaier, Binks [B]	Vanderbilt
22.	Davis, Paul [B]	Otterbein
23.	Kalminar, Tommy [B]	Pitt & Nevada
24.	Mohr, Don [E]	Baldwin-Wallace
25.	Young, Art [G]	Dartmouth
26.	Sazio, Ralph [T]	William & Mary
27.	Pitzer, Dick [E]	Army
28.	Stalloni, Tom [T]	Delaware
29.	DiFrancesca, Vince [G]	Northwestern
30.	Lahr, Warren [B]	Western Reserve

## 1946 - 3rd Overall

Rd	Player	School
1.	Blanchard, Doc [B]	Army
2.	Clark, George [B]	Duke
3.	Rowe, Harmon [B]	Baylor & San Francisco
4.	Tepsic, Joe [B]	Penn St.
5.	Seiferling, Jack [B]	Utah St.
6.	Woods, Marion [G]	Clemson
7.	Reinhardt, Tom [T]	Minnesota
8.	Ponsetto, Joe [B]	Michigan
9.	Evans, Bob [B]	Penn
10.	Bonwell, Mel [B]	Central Iowa
11.	Holloway, Doc [G]	William & Mary
12.	Owen, Carroll [B]	Catawba
13.	Poppin, George [T]	New Mexico
14.	McCain, Bob [E]	Mississippi
15.	Tallichief, Tom [T]	Oklahoma
16.	Peri, Al [B]	Youngstown & Georgia
17.	Lopez, Russ [C]	West Virginia
18.	Garrison, Charles [G]	Wake Forest
19.	Cloud, Bill [T]	Temple
20.	Garbinski, Mike, [B]	Penn St.
21.	Loiacano, Charley [C]	Lafayette
22.	Johnson, George [T]	Pittsburgh
23.	Leithaiser, Bill [G]	Duke
24.	Adams, Roger [C]	Florida
25.	Verkins, Bob [B]	Tulsa
26.	Castle Clarence [B]	Mississippi
27.	Marino, Marchi [T]	Penn State
28.	Hansen, Bob [E]	UCLA
29.	Graves, Larry [T]	Newberry
30.	Bruce, Gall [E]	Washington

## 1945 - 2nd Overall

Rd	Player	School
1.	Duhart, Paul [B]	Florida
2.	Dugger, Jack [E]	Ohio St.
3.	Dellastatious, Bill [B]	Missouri
4.	Adams, Roger [C]	Florida
5.	Mehelich, Chuck [E]	Duquesne
6.	Browning, Greg [E]	Denver
7.	Wolak, Mike [B]	Duquesne
8.	Hughes, Tom [T]	Purdue & Missouri
9.	Pense, Leon [B]	Arkansas
10.	Brandau, Art [C]	Tennessee
11.	Ball, Ray [B]	Holy Cross
12.	Basilone, Frank [B]	Duquesne
13.	Monahan, John [E]	Dartmouth
14.	Odelli, Mel [B]	Duquesne
15.	<i>Choice to Chicago Bears</i>	—
16.	Ungles, Jim [B]	Kansas St.
17.	Itzel, John [B]	Pittsburgh
18.	Wizbicki, Alex [B]	Holy Cross
19.	Landigan, Jim [T]	Holy Cross & Dartmouth
20.	Lilienthal, Bill [T]	Villanova
21.	Price, Art [B]	Rutgers
22.	Malmberg, Don [B]	UCLA
23.	Hartwell, Everette [E]	Auburn
24.	Cain, Ed [B]	Rice
25.	Carlacini, Angelo [B]	Pittsburgh
26.	Burns, Ed [B]	Boston College
27.	Stough, Glen [T]	Duke
28.	Marsh, Jim [T]	Oklahoma A & M
29.	Grant, Ralph [B]	Bucknell
30.	Kondria, John [T]	St.Vincent

## 1944 - 10th Overall

Rd	Player	School
1.	Podesto, Johnny [B]	St. Mary's Cal.
2.	Odell, Bob [B]	Penn.
3.	Gantt, Bob [E]	Duke
4.	McCaffray, Art [T]	Santa Clara & College of Pacific
5.	Owen, George [G]	Wake Forest
6.	Savage, Dan [B]	Brown
7.	Freitas, Jess [B]	Santa Clara
8.	Titus, George [C]	Holy Cross
9.	Stofko, Ed [B]	St. Francis
10.	Jansante, Val [E]	Duquesne
11.	Buda, Carl [G]	Tulsa
12.	Gray, Sam [E]	Tulsa
13.	Longacre, Bob [B]	William & Mary
14.	Zetty, Les [E]	Muhlenberg
15.	Myers, Jim [G]	Tennessee
16.	Gottlieb, Joe [B]	Duquesne
17.	Davis, Hugh [B]	Michigan St.
18.	Sullivan, Bill [E]	Villanova
19.	Woodside, Jimmy [C]	Temple
20.	Miller, Bill [B]	Penn
21.	Lawson, Bob [E]	Holy Cross
22.	Caver, Hank [B]	Presbyterian
23.	Carter, Paul [T]	Michigan St.
24.	Holben, Dick [T]	Muhlenberg
25.	Tippie, Howard [B]	Iowa St.
26.	Maimberg, Charley [T]	Rice
27.	Ashbaugh, Russ [B]	Notre Dame
28.	Petroski, Pat [G]	Miami [Fla.]
29.	Tosti, Joe [E]	Scranton
30.	Seelinger, Len [B]	Wisconsin

## 1943 - 7th Overall

Rd	Player	School
1.	Daley, Bill [B]	Minnesota
2.	Russell, Jack [E]	Baylor
3.	Connolly, Harry [B]	Boston College
4.	Sossamon, Lou [C]	So.Carolina
5.	Ratto, Al [C]	St.Mary's [Cal.]
6.	Curry, Ray [E]	St.Mary's [Cal.]
7.	Murphy, Ed [E]	Holy Cross
8.	Dwelle, Dick [B]	Rice
9.	Wukits, Al [C]	Duquesne
10.	Repko, Joe [T]	Boston College

## STEELERS ALL-TIME DRAFT PICKS

11.	Boltrek, Pete [T]	No.Carolina St.
12.	Shiekman, Mort [G]	Penn
13.	Grain, Milt [B]	Baylor
14.	Kielbasa, Max [B]	Duquesne
15.	Skorich, Nick [G]	Cincinnati
16.	Field, Jackie [B]	Texas
17.	Bucek, Felix [G]	Texas A & M
18.	Welsh, Johnny [B]	Penn
19.	Compagno, Tony [B]	St.Mary's [Cal.]
20.	Zapalac, Willie [B]	Texas A & M
21.	Bain, George [T]	Oregon St.
22.	Wynne, Clay [T]	Arkansas
23.	Cibulas, Joe [T]	Duquesne
24.	Yambrick, Bill [C]	Western Michigan
25.	Freeman, Jack [G]	Texas
26.	Goode, Joe [B]	Duquesne
27.	Durishan, Jack [T]	Pittsburgh
28.	Lobpries, Fritz [G]	Texas
29.	Jones, Art [B]	Haverford
30.	Ruman, Bob [B]	Arizona

### 1942 - 1st Overall

Rd	Player	School
1.	Dudley, Bill [B]	Virginia
2.	Martin, Vern [B]	Texas
3.	Casanega, Ken [B]	Santa Clara
4.	Kutner, Mal [E]	Texas
5.	Sandig, Curt [B]	St.Mary's [Tex.]
6.	Greene, Charley [T]	Tulsa
7.	Butler, Johnny [B]	Tennessee
8.	Spendlove, Floyd [T]	Utah
9.	Chase, Rayburn [B]	Missouri
10.	Steele, Ernie [B]	Washington
11.	Wood, Thornley [B]	Columbia
12.	Roach, Bill [E]	TCU
13.	Holt, Wayne [G]	Tulsa
14.	Mosher, Clure [C]	Louisville
15.	Law, Hubbard [B]	Sam Houston
16.	Tomasic, Andy [B]	Temple
17.	Chamberlain, Garth [T]	Brigham Young
18.	Rokisky, John [E]	Duquesne
19.	Jenkins, Ray [B]	Colorado
20.	Kapriya, Frank [G]	Wake Forest

### 1941 - 3rd Overall

Rd	Player	School
1.	Gladchuk, Chet [C]	Boston College
2.	Knolla, Johnny [B]	Creighton
3.	Ringgold, Jim [B]	Wake Forest
4.	Sears, Vic [T]	Oregon St.
5.	Suffridge, Bob [G]	Tennessee
6.	Robert, Jim [C]	Marshall
7.	Elrod, Ervin [E]	Mississippi St.
8.	Fritz, Ralph [G]	Michigan
9.	Uremovich, Emil [T]	Indiana
10.	Severin, Paul [E]	No.Carolina
11.	Cotton, Russ [B]	Texas Mines
12.	Goree, J.W [G]	LSU
13.	Eibner, John [T]	Kentucky
14.	McAfee, Wes [B]	Duke
15.	Fox, Terry [B]	Miami [Fla.]
16.	Cornwall, Bill [T]	Furman
17.	Kerr, George [G]	Boston College
18.	Bjorklund, Bob [E]	Minnesota
19.	Castiglia, Jim [B]	George-town
20.	Landsberg, Mort [B]	Cornell

### 1940 - 3rd Overall

Rd	Player	School
1.	Eakin, Kay [B]	Arkansas
2.	Wenzel, Ralph [E]	Tulane
3.	Kick, George [B]	Bucknell
4.	Ivy, Frank [E]	Oklahoma
5.	Goff, Clark [T]	Florida
6.	Bykowski, Frank [G]	Purdue
7.	Cignetti, Pete [B]	Boston College
8.	Nery, Carl [G]	Duquesne
9.	Boisseau, Dick [T]	Washington & Lee

10.	Shu, Paul [B]	VMI
11.	Cox, Cary [C]	Alabama
12.	Pirro, Rocco [B]	Catholic
13.	Noppenberg, John [B]	Miami [Fla.]
14.	Stublar, Nick [T]	Santa Clara
15.	McCarthy, Ray [B]	Santa Clara
16.	Gajecki, Leon [C]	Penn St.
17.	Sullivan, Mike [E]	No.Carolina St.
18.	Daly, Seaton [T]	Gonzaga
19.	Harvey, Thad [T]	Notre Dame
20.	Katzenstein, Marvin [T]	Colorado Mines

### 1939 - 2nd Overall

Rd	Player	School
1.	Choice to Chicago Bears	—
2.	Choice to Brooklyn	—
3.	Patterson, Bill [B]	Baylor
4.	McCullough, Hugh [B]	Oklahoma
5.	Wheeler, Ernie [B]	No.Dakota St.
6.	Boyd, Sam [E]	Baylor
7.	Palumbo, Eddie [B]	Detroit
8.	Nelson, Ole [E]	Michigan St.
9.	Petro, Steve [G]	Pittsburgh
10.	Lee, Jack [B]	Carnegie Tech
11.	Tomasetti, Lou [B]	Bucknell
12.	Cochran, Denny [B]	St. Louis.
13.	Hoffman, Fabian [E]	Pittsburgh
14.	Clary, Ed [B]	So. Carolina
15.	Tosi, John [C]	Niagara
16.	Lezouski, Al [G]	Pittsburgh
17.	Longhi, Ed [C]	Notre Dame
18.	Shrik, Dave [E]	Kansas
19.	Peters, Frank [E]	Washington
20.	Sheldrake, Tom [E]	Washington

### 1938 - 4th Overall

Rd	Player	School
1.	White, Byron [B]	Colorado
1a.	Filchock, Frankie [B]	Indiana
2a.	Choice to New York	—
2b.	Choice to Detroit	—
3.	Midler, Lou [T]	Minnesota
4.	Platukis, George [E]	Duquesne
5.	King, Ray [E]	Minnesota
6.	Burnette, Tom [B]	No.Carolina
7.	McDonough, Paul [E]	Utah
8.	McCarty, Pat [C]	Notre Dame
9.	Choice to Cleveland	—
10.	Choice to Chicago Cards	—



### 1937 - 5th Overall

Rd	Player	School
1.	Basrak, Mike [C]	Duquesne
2.	Finley, Bob [B]	SMU
3.	Breeden, Bill [E]	Oklahoma
4.	Hewes, Bo [B]	Oklahoma
5.	Frye, Jack [B]	Missouri
6.	Roach, Walt [E]	TCU
7.	Haines, Byron [E]	Washington
8.	Kordick, Marty [G]	St. Mary's [Cal.]
9.	Patanelli, Matt [E]	Michigan
10.	Nevers, Stan [T]	Kentucky

### 1936 - 3rd Overall

Rd	Player	School
1.	Shakespeare, Bill [B]	Notre Dame
2.	Barnum, Lee [B]	West Virginia
3.	Grayson, Bobby [B]	Stanford
4.	Spain, Truman [T], SMU	—
5.	Sandefur, Wayne [B]	Purdue
6.	Orr, Maurice [T]	SMU
7.	Peters, Marty [E]	SMU
8.	Karpowich, Ed [T]	Catholic
9.	Meglen, Joe [B]	Georgetown

2011  
**RECORDS**  
Steelers



## STEELERS ALL-TIME INDIVIDUAL LEADERS

## Steelers All-Time Passing Leaders

Player	Att.	Comp.	Yards	Pct.	TDs	Int.	Rtg.
1. Terry Bradshaw (1970-83)	3,901	2,025	27,989	51.9	212	210	71.1
2. Ben Roethlisberger (2004-10)	<b>2,800</b>	<b>1,766</b>	<b>22,502</b>	<b>63.1</b>	<b>144</b>	<b>86</b>	<b>92.5</b>
3. Kordell Stewart (1995-02)	2,107	1,190	13,328	56.4	70	72	72.3
4. Neil O'Donnell (1990-95)	1,871	1,069	12,867	57.1	68	39	81.6
5. Bubby Brister (1986-92)	1,477	776	10,104	52.5	51	57	69.8
6. Bobby Layne (1958-62)	1,156	569	8,983	49.2	67	81	70.7
7. Jim Finks (1949-55)	1,382	661	8,854	47.8	55	88	48.5
8. Mark Malone (1980-87)	1,374	690	8,582	50.2	54	68	62.1
9. Tommy Maddox (2001-05)	1,036	603	7,139	58.2	42	40	76.7
10. Mike Tomczak (1993-99)	973	546	6,649	56.1	37	42	72.0
11. Ed Brown (1962-65)	736	339	5,821	44.7	30	50	57.7
12. Bill Nelsen (1963-67)	589	274	4,440	46.5	28	30	67.0
13. Dick Shiner (1968-69)	513	245	3,278	47.8	25	27	54.7
14. Cliff Stoudt (1977-83)	479	244	3,217	50.9	14	28	57.9
15. David Woodley (1984-85)	339	179	2,630	52.8	14	21	66.2
16. Kent Nix (1967-69)	451	217	2,597	48.1	14	33	46.1
17. Terry Hanratty (1969-75)	417	159	2,428	38.1	24	34	42.6
18. Earl Morrall (1957-58)	335	145	2,175	43.3	12	19	53.9
19. Joe Gilliam (1972-75)	331	147	2,103	44.4	9	17	53.3
20. Ted Marchbroda (1953, 55-56)	340	157	1,931	46.2	15	24	49.3

## Steelers All-Time Rushing Leaders

Player	Att.	Yds.	Avg.	TDs
1. Franco Harris (1972-83)	2,881	11,950	4.1	91
2. Jerome Bettis (1996-05)	2,683	10,571	3.9	78
3. Willie Parker (2004-09)	1,253	5,378	4.3	24
4. John Henry Johnson (1960-65)	1,025	4,383	4.3	26
5. Frank Pollard (1980-88)	953	3,989	4.2	20
6. Dick Hoak (1961-70)	1,132	3,965	3.5	25
7. Barry Foster (1990-1994)	915	3,943	4.3	26
8. Rocky Bleier (1968, 1970-80)	928	3,865	4.2	23
9. Walter Abercrombie (1982-87)	842	3,343	4.0	22
10. Fran Rogel (1950-57)	900	3,271	3.6	17
11. Merrill Hoge (1987-93)	819	3,115	3.8	21
12. John Fuqua (1970-76)	699	2,942	4.2	21
13. Tom Tracy (1958-63)	727	2,712	3.7	15
14. Kordell Stewart (1995-02)	496	2,561	5.2	36
15. Rashard Mendenhall (2008-10)	<b>585</b>	<b>2,439</b>	<b>4.2</b>	<b>20</b>
16. Terry Bradshaw (1970-83)	444	2,255	5.1	32
17. Preston Pearson (1970-74)	573	2,243	3.9	8
18. Lynn Chandnois (1950-56)	593	1,934	3.2	12
19. Earnest Jackson (1986-88)	470	1,921	4.1	9
20. Amos Zereoue (1999-03)	434	1,698	3.9	7

## Steelers All-Time Scoring Leaders

Player	TDs	PATs	FGs	Pts
1. Gary Anderson (1982-93)	0	416	309	1,343
2. Jeff Reed (2002-10)	0	307	204	919
3. Roy Gerela (1971-78)	0	293	146	731
4. Franco Harris (1972-83)	100	0	0	600
5. Hines Ward (1998-10)	<b>#84</b>	<b>**5</b>	<b>0</b>	<b>514</b>
6. Jerome Bettis (1996-05)	80	**1	0	482
7. Norm Johnson (1995-98)	0	137	105	452
8. John Stallworth (1974-87)	#64	0	0	#384
9. Kris Brown (1999-01)	0	98	80	338
10. Lynn Swann (1974-82)	+53	0	0	+318
11. Mike Clark (1964-67)	0	116	57	287
12. Lou Michaels (1961-63)	0	91	62	277
13. Louis Lipps (1984-91)	*46	0	0	*276
14. Ray Mathews (1951-59)	43	1	0	@261
15. Buddy Dial (1959-63)	42	0	0	252
Kordell Stewart (1995-02)	++42	0	0	252

# Includes 1 rushing TD @ Includes 1 Safety ++ Includes 5 receiving TDs + Includes 1 TD on Punt Return

\* Includes 4 rushing TDs, 3 TDs on Punt Returns \*\* Includes 2-pt. Conversions



## STEELERS ALL-TIME INDIVIDUAL LEADERS

### Steelers All-Time Receiving Leaders (Receptions)

Player	No.	Yds.	Avg.	TDs
1. Hines Ward (1998-10)	954	11,702	12.3	83
2. John Stallworth (1974-87)	537	8,723	16.2	63
3. Louis Lipps (1984-91)	358	6,018	16.8	39
4. Lynn Swann (1974-82)	336	5,462	16.3	51
5. Elbie Nickel (1947-57)	329	5,133	15.6	37
6. Franco Harris (1972-83)	306	2,284	7.5	9
7. Heath Miller (2005-10)	286	3,233	11.3	29
8. Plaxico Burress (2000-04)	261	4,164	16.0	22
9. Charles Johnson (1994-98)	250	3,400	13.6	15
10. Merrill Hoge (1987-93)	241	2,054	8.5	13
11. Santonio Holmes (2006-09)	235	3,835	16.3	20
12. Ray Mathews (1951-59)	230	3,919	16.1	34
13. Buddy Dial (1959-63)	229	4,723	20.6	42
14. Yancey Thigpen (1992-97)	222	3,641	16.4	21
15. Bennie Cunningham (1976-85)	202	2,879	14.3	20
16. Roy Jefferson (1965-69)	199	3,671	18.4	29
17. Eric Green (1990-94)	198	2,681	13.5	24
18. Antwaan Randle El (2002-05, 2010)	181	2,238	12.4	7
19. Ron Shanklin (1970-75)	166	3,047	18.4	24
20. Lynn Chandnois (1950-56)	163	2,062	12.6	8

### Steelers All-Time Interception Leaders

Player	No.	Yds.	Avg.	TDs
1. Mel Blount (1970-83)	57	736	12.9	2
2. Jack Butler (1951-59)	52	827	15.9	4
3. Donnie Shell (1974-87)	51	450	8.8	2
4. Rod Woodson (1987-96)	38	779	20.5	5
5. Dwayne Woodruff (1979-85, 87-90)	37	689	18.6	3
6. Mike Wagner (1971-80)	36	491	13.6	0
7. Jack Ham (1971-82)	32	218	6.8	1
Darren Perry (1992-98)	32	574	17.9	1
9. Jack Lambert (1974-84)	28	243	8.7	0
10. Troy Polamalu (2003-10)	27	328	12.1	2

### Steelers All-Time Sacks Leaders

Player	QB Sacks
1. Jason Gildon (1994-03)	77.0
2. L.C. Greenwood (1969-81)	73.5
3. Joe Greene (1969-81)	66.0
4. Joey Porter (1999-06)	60.0
5. Keith Willis (1982-87, 89-91)	59.0
6. Greg Lloyd (1988-97)	53.5
7. James Harrison (2002, 2004-10)	49.0
8. Dwight White (1971-80)	46.0
9. Aaron Smith (1999-10)	44.0
10. Ernie Holmes (1972-77)	40.0
11. LaMarr Woodley (2007-10)	39.0
12. Kevin Greene (1993-95)	35.5
13. Gary Dunn (1977-87)	35.0
14. Clark Haggans (2000-07)	32.5
15. Steve Furness (1972-80)	32.0
16. Mike Merriweather (1982-87)	31.0
Chad Brown (1993-97, 2006)	31.0
18. Robin Cole (1977-87)	27.0
19. Jack Ham (1971-82)	25.5
20. Keith Gary (1983-88)	25.0

### Steelers All-Time Fumble Recovery Leaders

Player	Fum. Rec.	TDs
1. Ernie Stautner (1950-63)	23	0
2. Jack Ham (1971-82)	21	0
3. Donnie Shell (1974-87)	19	1
4. Carnell Lake (1989-98)	16	2
Joe Greene (1969-81)	16	0
6. Jack Lambert (1974-84)	15	0
7. Robin Cole (1977-87)	14	0
L.C. Greenwood (1969-81)	14	0
Greg Lloyd (1988-97)	14	0
10. Mel Blount (1970-83)	11	1
Mike Wagner (1971-80)	11	0

## STEELERS ALL-TIME INDIVIDUAL LEADERS

## Steelers All-Time Service

## MOST SEASONS

15	Mike Webster (1974-88)
14	Donnie Shell (1974-87)
	John Stallworth (1974-87)
	Larry Brown (1971-84)
	Mel Blount (1970-83)
	Terry Bradshaw (1970-83)
	Ernie Stautner (1950-63)
13	Tunch Ilkin (1980-92)
	Joe Greene (1969-81)
	L.C. Greenwood (1969-81)
	Jon Kolb (1969-81)
	Sam Davis (1967-79)
	Ray Mansfield (1964-76)
	Gary Anderson (1982-94)
	Dermontti Dawson (1988-00)
	<b>Hines Ward (1998-10)</b>

## MOST GAMES

220	Mike Webster (1974-88)
<b>202</b>	<b>Hines Ward (1998-10)</b>
201	Donnie Shell (1974-87)
200	Mel Blount (1970-83)
197	Gary Anderson (1982-94)
183	Deshea Townsend (1998-09)
182	Ray Mansfield (1964-76)
181	Dermontti Dawson (1988-00)
	Joe Greene (1969-81)
179	David Little (1981-92)

## MOST CONSECUTIVE GAMES PLAYED

177	Mike Webster (1974-85)
170	Dermontti Dawson (1988-99)
168	Ray Mansfield (1964-76)

## Steelers All-Time Scoring

## MOST TOTAL POINTS

## CAREER:

1,343	Gary Anderson (1982-94), 416 PATs, 309 FGs
919	Jeff Reed (2002-10), 307 PATs, 204 FGs
731	Roy Gerela (1971-78), 293 PATs, 146 FGs
600	Franco Harris (1972-83), 100 TDs
<b>514</b>	<b>Hines Ward (1998-10), 84 TDs, 5 2-PATs</b>

## SEASON:

141	Norm Johnson (1995), 39 PATs, 34 FGs
139	Gary Anderson (1985), 40 PATs, 33 FGs
124	Jeff Reed (2004), 40 PATs, 28 FGs
124	Kris Brown (2001), 34 PATs, 30 FGs
123	Roy Gerela (1973), 36 PATs, 29 FGs
122	Jeff Reed (2009), 41 PATs, 27 FGs
119	Gary Anderson (1983), 38 PATs, 27 FGs
	Roy Gerela (1972), 35 PATs, 28 FGs
118	Gary Anderson (1988), 34 PATs, 28 FGs
117	Jeff Reed (2008), 36 PATs, 27 FGs
	Jeff Reed (2005), 45 PATs, 24 FGs
	Gary Anderson (1984), 45 PATs, 24 FGs

## GAME:

24	Roy Jefferson (11/3/68 at Atlanta), 4 TDs
	Ray Mathews (10/17/54 vs. Cleveland), 4 TDs

## MOST TOUCHDOWNS

## CAREER:

100	Franco Harris (1972-83)
<b>84</b>	<b>Hines Ward (1998-10)</b>
80	Jerome Bettis (1996-05)
80	John Stallworth (1974-87)
53	Lynn Swann (1974-82)
46	Louis Lipps (1984-91)
43	Ray Mathews (1951-59)
42	Kordell Stewart (1995-02)
	Buddy Dial (1959-63)
37	Elbie Nickel (1947-57)

## SEASON:

16	Willie Parker (2006)
15	Louis Lipps (1985)
14	Franco Harris (1976)
<b>13</b>	<b>Rashard Mendenhall (2010)</b>
	Jerome Bettis (2004)
<b>12</b>	<b>Hines Ward (2002)</b>
	Franco Harris (1979)
	Roy Jefferson (1968)
	Buddy Dial (1961)

## GAME:

4	Roy Jefferson (11/3/68 at Atlanta)
	Ray Mathews (10/17/54 vs. Cleveland)
<b>3</b>	<b>Mewelde Moore (10/19/08 at Cincinnati)</b>
	Willie Parker (9/7/08 vs. Houston)
	<b>Hines Ward (10/22/06 at Atlanta)</b>
	Jerome Bettis (1/1/06 vs. Detroit)
	Jerome Bettis (9/12/04 vs. Oakland)
	Richard Huntley (9/12/99 at Cleveland)
	Charles Johnson (11/1/98 vs. Tennessee)
	Yancey Thigpen (12/7/97 vs. Denver)
	Jerome Bettis (11/30/97 at Arizona) [OT]
	Bam Morris (11/19/95 at Cincinnati)
	Eric Pegram (11/5/95 at Chicago)
	Barry Foster (9/27/93 at Atlanta)
	Merril Hoge (10/29/90 vs. L.A. Rams)
	Eric Green (10/14/90 at Denver)
	Merril Hoge (11/26/89 at Miami)
	Walter Abercrombie (12/13/86 at N.Y. Jets)
	Weegie Thompson (11/2/86 vs. Green Bay)
	Louis Lipps (9/8/85 vs. Indianapolis)
	John Stallworth (11/25/84 vs. San Diego)
	John Stallworth (11/4/84 vs. Houston)
	Jim Smith (9/28/80 vs. Chicago)
	Rocky Bleier (12/5/76 vs. Tampa Bay)
	Steve Davis (9/22/74 at Denver)
	Franco Harris (10/29/72 at Buffalo)
	Earl Gros (12/21/69 vs. New Orleans)
	John Henry Johnson (10/10/64 at Cleveland)

## MOST FIELD GOALS

## CAREER:

309	Gary Anderson (1982-94)
204	Jeff Reed (2002-10)
146	Roy Gerela (1971-78)
105	Norm Johnson (1995-98)
80	Kris Brown (1999-01)

## SEASON:

34	Norm Johnson (1995)
33	Gary Anderson (1985)
30	Kris Brown (2001)
29	Roy Gerela (1973)
28	Jeff Reed (2004)
	Gary Anderson (1993)
	Gary Anderson (1992)
	Gary Anderson (1988)
	Roy Gerela (1972)



# STEELERS ALL-TIME INDIVIDUAL LEADERS

## GAME:

- 6 Jeff Reed (12/1/02 vs. Jacksonville)  
Gary Anderson (12/23/88 vs. Denver)

## MOST FIELD GOAL ATTEMPTS

### CAREER:

- 395 Gary Anderson (1982-94)  
249 Jeff Reed (2002-10)  
227 Roy Gerela (1971-78)  
127 Norm Johnson (1995-98)  
109 Lou Michaels (1961-63)

### SEASON:

- 44 Kris Brown (2001)  
43 Roy Gerela (1973)  
42 Gary Anderson (1985)  
41 Norm Johnson (1995)  
Roy Gerela (1972)  
Lou Michaels (1963)

## GAME:

- 8 Lou Michaels (12/2/62 at St. Louis)

## LONGEST FIELD GOALS (50-PLUS YARDS)

- 55 Kris Brown (10/14/01 at Kansas City)  
Gary Anderson (11/25/84 vs. San Diego)  
54 Gary Anderson (12/8/91 at Houston)  
53 Jeff Reed (11/8/10 at Cincinnati)  
Jeff Reed (9/21/08 at Philadelphia)  
Gary Anderson (10/21/84 at Indianapolis)  
52 Jeff Reed (9/12/10 vs. Atlanta)  
Kris Brown (11/12/00 vs. Philadelphia)  
Norm Johnson (11/9/97 at Baltimore)  
Gary Anderson (11/13/88 vs. Philadelphia)  
Gary Anderson (11/22/87 at Cincinnati)  
Gary Anderson (11/17/85 at Houston)  
51 Jeff Reed (9/14/03 at Kansas City)  
Kris Brown (10/25/99 vs. Atlanta)  
50 Jeff Reed (12/3/06 vs. Tampa Bay)  
Jeff Reed (12/1/02 at Jacksonville)  
Norm Johnson (11/19/95 at Cincinnati)  
Gary Anderson (11/6/94 at Houston)  
Gary Anderson (9/13/87 vs. San Francisco)  
Lou Michaels (9/15/63 at Philadelphia)

## HIGHEST FIELD GOAL PERCENTAGE

### CAREER:

- 82.7 Norm Johnson (1995-98) (105-127)  
81.9 Jeff Reed (2002-10) (204-249)  
78.2 Gary Anderson (1982-94) (309-395)  
77.7 Kris Brown (1999-01) (81-104)  
64.3 Roy Gerela (1971-78) (146-227)

### SEASON:

- 93.3 Gary Anderson (1993) (28-30)  
92.0 Jeff Reed (2007) (23-25)  
89.5 Jeff Reed (2002) (17-19)  
88.0 Norm Johnson (1997) (22-25)  
87.1 Jeff Reed (2009) (27-31)

## MOST CONSECUTIVE FIELD GOALS MADE

- 22 Jeff Reed (2004-05)  
19 Gary Anderson (1994)  
18 Jeff Reed (2007-08)

## MOST EXTRA POINTS

### CAREER:

- 416 Gary Anderson (1982-94)  
307 Jeff Reed (2002-10)  
293 Roy Gerela (1971-78)  
116 Mike Clark (1964-67)

## SEASON:

- 50 Matt Bahr (1979)  
45 Jeff Reed (2005)  
Gary Anderson (1984)  
44 Jeff Reed (2007)  
Roy Gerela (1975, 1978)  
41 Jeff Reed (2009)  
Jeff Reed (2006)  
Norm Johnson (1997)  
Gary Anderson (1985)  
Roy Gerela (1976)

## GAME:

- 8 Gary Kerkorian (11/30/52 vs. N.Y. Giants)

## MOST EXTRA POINT ATTEMPTS

### CAREER:

- 420 Gary Anderson (1982-94)  
307 Jeff Reed (2002-10)  
306 Roy Gerela (1971-78)

### SEASON:

- 52 Matt Bahr (1979)

## GAME:

- 8 Gary Kerkorian (11/30/52 vs. N.Y. Giants)

## MOST CONSECUTIVE EXTRA POINTS MADE

### CAREER:

- 202 Gary Anderson (began 9/11/83 at Green Bay to 12/4/88 at Houston)  
189 Jeff Reed (began 12/28/03 at Baltimore to 11/3/08 at Washington)  
137 Norm Johnson (began 9/3/95 vs. Detroit to 12/20/98 vs. Cincinnati)

## Steelers All-Time Rushing

## MOST YARDS RUSHING

### CAREER:

- |                                 |        |
|---------------------------------|--------|
| 1. Franco Harris (1972-83)      | 11,950 |
| 2. Jerome Bettis (1996-05)      | 10,571 |
| 3. Willie Parker (2004-09)      | 5,378  |
| 4. John Henry Johnson (1960-65) | 4,383  |
| 5. Frank Pollard (1980-88)      | 3,989  |
| 6. Dick Hoak (1961-70)          | 3,965  |
| 7. Barry Foster (1990-94)       | 3,943  |
| 8. Rocky Bleier (1968, 1970-80) | 3,865  |
| 9. Walter Abercrombie (1982-87) | 3,343  |
| 10. Fran Rogel (1950-57)        | 3,271  |

### SEASON:

- |                                     |              |
|-------------------------------------|--------------|
| 1. Barry Foster (1992)              | 1,690        |
| 2. Jerome Bettis (1997)             | 1,665        |
| 3. Willie Parker (2006)             | 1,494        |
| 4. Jerome Bettis (1996)             | 1,431        |
| 5. Jerome Bettis (2000)             | 1,341        |
| 6. Willie Parker (2007)             | 1,316        |
| 7. <b>Rashard Mendenhall (2010)</b> | <b>1,273</b> |
| 8. Franco Harris (1975)             | 1,246        |
| 9. Willie Parker (2005)             | 1,202        |
| 10. Franco Harris (1979)            | 1,186        |

## GAME:

- |   |     |
|---|-----|
| 1. Willie Parker (12/7/06 vs. Cleveland)      | 223 |
| 2. John Fuqua (12/20/70 at Philadelphia)      | 218 |
| 3. Willie Parker (11/12/06 vs. New Orleans)   | 213 |
| 4. John Henry Johnson (10/10/64 at Cleveland) | 200 |

## STEELERS ALL-TIME INDIVIDUAL LEADERS

## MOST YARDS RUSHING (Continued)

## GAME:

5. Barry Foster (9/13/92 vs. New York Jets)	190
6. John Henry Johnson (12/11/60 vs. Philadelphia)	182
7. Franco Harris (11/20/77 vs. Dallas)	179
Barry Foster (9/18/94 vs. Indianapolis)	179
9. Barry Foster (11/22/92 vs. Indianapolis)	168
10. Dick Hoak (10/20/69 vs. New Orleans)	166

## MOST 100-YARD RUSHING GAMES

## CAREER:

1. Jerome Bettis (1996-05)	50
2. Franco Harris (1972-83)	47
3. Willie Parker (2004-09)	25
4. Barry Foster (1990-94)	20
5. John Henry Johnson (1960-65)	15

## SEASON:

1. Barry Foster (1992)	12
2. Jerome Bettis (1997)	10
Jerome Bettis (1996)	10
4. Willie Parker (2007)	8
5. Willie Parker (2006)	7
Jerome Bettis (2000)	7
Franco Harris (1972)	7

## MOST RUSHING ATTEMPTS

## CAREER:

1. Franco Harris (1972-83)	2,881
2. Jerome Bettis (1996-05)	2,683
3. Willie Parker (2004-09)	1,253
4. Dick Hoak (1961-70)	1,132
5. John Henry Johnson (1960-65)	1,025
6. Frank Pollard (1980-88)	953
7. Rocky Bleier (1968, 1970-80)	928
8. Barry Foster (1990-94)	915
9. Fran Rogel (1950-57)	900
10. Walter Abercrombie (1982-87)	842

## SEASON:

1. Barry Foster (1992)	390
2. Jerome Bettis (1997)	375
3. Jerome Bettis (2000)	355
4. Willie Parker (2006)	337
5. Rashard Mendenhall (2010)	324
6. Willie Parker (2007)	321
7. Jerome Bettis (1996)	320
8. Jerome Bettis (1998)	316
9. Franco Harris (1978)	310
10. Franco Harris (1977)	300

## GAME:

1. Franco Harris (10/17/76 vs. Cincinnati)	41
2. Willie Parker (12/31/06 at Cincinnati)	37
Amos Zereoue (11/10/02 vs. Atlanta)	37
4. Rashard Mendenhall (11/28/10 at Buffalo)	36
Jerome Bettis (12/18/04 at New York Giants)	36
Jerome Bettis (11/30/97 at Arizona)	36
7. Rocky Bleier (10/26/75 at Green Bay)	35
8. Jerome Bettis (11/9/98 vs. Green Bay)	34
Jerome Bettis (10/19/97 at Cincinnati)	34

## MOST RUSHING TOUCHDOWNS

## CAREER:

1. Franco Harris (1972-83)	91
2. Jerome Bettis (1996-05)	78
3. Kordell Stewart (1995-02)	37
4. Terry Bradshaw (1970-83)	32
5. John Henry Johnson (1960-65)	26
Barry Foster (1990-94)	26
7. Dick Hoak (1961-70)	25
8. Willie Parker (2004-09)	24
9. Rocky Bleier (1968, 1970-80)	23
10. Walter Abercrombie (1982-87)	22

## SEASON:

1. Franco Harris (1976)	14
2. Rashard Mendenhall (2010)	13
Willie Parker (2006)	13
Jerome Bettis (2004)	13
5. Kordell Stewart (1997)	11
Jerome Bettis (1996)	11
Barry Foster (1992)	11
Franco Harris (1979)	11
Franco Harris (1977)	11
10. Franco Harris (1975)	10
Franco Harris (1972)	10

## GAME:

1. Willie Parker (9/7/08 vs. Houston)	3
Jerome Bettis (1/1/06 vs. Detroit)	3
Jerome Bettis (9/12/04 vs. Oakland)	3
Jerome Bettis (11/30/97 at Arizona)	3
Bam Morris (11/19/95 at Cincinnati)	3
Barry Foster (9/27/93 at Atlanta)	3
Merril Hoge (11/26/89 at Miami)	3
Rocky Bleier (12/5/76 at Tampa Bay)	3
Earl Gros (12/21/69 at New Orleans)	3
John Henry Johnson (10/10/64 at Cleveland)	3

## HIGHEST RUSHING AVERAGE

## CAREER: (MINIMUM 1,500 YARDS)

1. Kordell Stewart (1995-02)	5.23
2. Terry Bradshaw (1970-83)	5.05
3. Bill Dudley (1942, 1945-46)	4.39
4. Barry Foster (1990-94)	4.31
5. Willie Parker (2004-09)	4.29
6. John Henry Johnson (1960-65)	4.28
7. Sidney Thornton (1977-82)	4.25
8. Frenchy Fuqua (1970-76)	4.21
9. Frank Pollard (1980-88)	4.18
10. Rocky Bleier (1968, 1970-80)	4.16

## SEASON:

1. Franco Harris (1972)	5.6
2. Kordell Stewart (2001)	5.4
3. John Henry Johnson (1960)	5.3
4. Johnny Clement (1947)	5.2
5. Sidney Thornton (1979)	5.0
Frenchy Fuqua (1970)	5.0
7. Dick Hoak (1968)	4.9
8. Jerome Bettis (2001)	4.8
Franco Harris (1975)	4.8
Franco Harris (1974)	4.8



# STEELERS ALL-TIME INDIVIDUAL LEADERS

## Steelers All-Time Yards from Scrimmage

### TOTAL YARDS FROM SCRIMMAGE

#### CAREER:

1. Franco Harris (1972-83)	14,234
2. <b>Hines Ward (1998-10)</b>	<b>12,130</b>
3. Jerome Bettis (1996-05)	11,377
4. John Stallworth (1974-87)	8,834
5. Louis Lipps (1984-91)	6,406
6. Willie Parker (2004-09)	6,075
7. Lynn Swann (1974-82)	5,534
8. Dick Hoak (1961-70)	5,417
9. John Henry Johnson (1960-65)	5,197
10. Merrill Hoge (1987-93)	5,169

#### SEASON:

1. Barry Foster (1992)	2,034
2. Jerome Bettis (1997)	1,775
3. Willie Parker (2006)	1,716
4. Jerome Bettis (1996)	1,553
5. Willie Parker (2007)	1,480
6. Franco Harris (1979)	1,477
7. <b>Hines Ward (2002)</b>	<b>1,471</b>
8. Franco Harris (1975)	1,460
9. <b>Rashard Mendenhall (2010)</b>	<b>1,440</b>
10. Jerome Bettis (2000)	1,438

## Steelers All-Time Passing

### MOST YARDS PASSING

#### CAREER:

1. Terry Bradshaw (1970-83)	27,989
2. <b>Ben Roethlisberger (2004-10)</b>	<b>22,502</b>
3. Kordell Stewart (1995-02)	13,328
4. Neil O'Donnell (1990-95)	12,867
5. Bubby Brister (1986-92)	10,104
6. Bobby Layne (1958-62)	8,983
7. Jim Finks (1949-55)	8,554
8. Mark Malone (1980-87)	8,582
9. Tommy Maddox (2001-05)	7,139
10. Mike Tomczak (1993-99)	6,649

#### SEASON:

1. <b>Ben Roethlisberger (2009)</b>	<b>4,328</b>
2. Terry Bradshaw (1979)	3,724
3. <b>Ben Roethlisberger (2006)</b>	<b>3,513</b>
4. Tommy Maddox (2003)	3,414
5. Terry Bradshaw (1980)	3,339
6. <b>Ben Roethlisberger (2008)</b>	<b>3,301</b>
7. Neil O'Donnell (1993)	3,208
8. <b>Ben Roethlisberger (2010)</b>	<b>3,200</b>
9. <b>Ben Roethlisberger (2007)</b>	<b>3,154</b>
10. Kordell Stewart (2001)	3,109

#### GAME:

1. <b>Ben Roethlisberger (12/20/09 vs. Green Bay)</b>	<b>503</b>
2. Tommy Maddox (11/10/02 vs. Atlanta)	473
3. <b>Ben Roethlisberger (11/5/06 vs. Denver)</b>	<b>433</b>
4. <b>Ben Roethlisberger (10/18/09 vs. Cleveland)</b>	<b>417</b>
5. Bobby Layne (12/13/58 vs. Chicago Cards)	409
6. <b>Ben Roethlisberger (11/22/09 vs. Kansas City)</b>	<b>398</b>
7. <b>Ben Roethlisberger (11/14/10 vs. New England)</b>	<b>387</b>
8. <b>Ben Roethlisberger (12/4/05 vs. Cincinnati)</b>	<b>386</b>
9. Neil O'Donnell (11/19/95 at Cincinnati)	377
10. Mark Malone (9/30/85 vs. Cincinnati)	374

### MOST 300-YARD PASSING GAMES

#### CAREER:

1. <b>Ben Roethlisberger (2004-10)</b>	<b>15</b>
2. Tommy Maddox (2001-05)	6

3. Neil O'Donnell (1990-95)	5
4. Terry Bradshaw (1970-83)	4
5. Mike Tomczak (1993-99)	3
Kordell Stewart (1995-02)	3
Bubby Brister (1986-92)	3
Jim Finks (1949-55)	3
9. Mark Malone (1980-87)	2

#### SEASON:

1. <b>Ben Roethlisberger (2009)</b>	<b>5</b>
2. Tommy Maddox (2003)	4
Neil O'Donnell (1995)	4
4. <b>Ben Roethlisberger (2010)</b>	<b>3</b>
<b>Ben Roethlisberger (2008)</b>	<b>3</b>
Terry Bradshaw (1979)	3
7. <b>Ben Roethlisberger (2006)</b>	<b>2</b>
Tommy Maddox (2002)	2
Kordell Stewart (1997)	2
Bubby Brister (1988)	2

### MOST PASSING ATTEMPTS

#### CAREER:

1. Terry Bradshaw (1970-83)	3,901
2. <b>Ben Roethlisberger (2004-10)</b>	<b>2,800</b>
3. Kordell Stewart (1995-02)	2,107
4. Neil O'Donnell (1990-95)	1,871
5. Bubby Brister (1986-92)	1,477
6. Jim Finks (1949-55)	1,382
7. Mark Malone (1980-87)	1,374
8. Bobby Layne (1958-62)	1,156
9. Tommy Maddox (2001-05)	1,036
10. Mike Tomczak (1993-99)	973

#### SEASON:

1. Tommy Maddox (2003)	519
2. <b>Ben Roethlisberger (2009)</b>	<b>506</b>
3. Neil O'Donnell (1993)	486
4. Terry Bradshaw (1979)	472
5. <b>Ben Roethlisberger (2008)</b>	<b>469</b>
6. <b>Ben Roethlisberger (2006)</b>	<b>469</b>
7. Kordell Stewart (1998)	458
8. Kordell Stewart (2001)	442
9. Kordell Stewart (1997)	440
10. Mark Malone (1986)	425

#### GAME:

1. Tommy Maddox (12/8/02 vs. Houston)	57
2. Neil O'Donnell (12/24/95 at Green Bay)	55
3. <b>Ben Roethlisberger (11/5/06 vs. Denver)</b>	<b>54</b>
4. Neil O'Donnell (10/19/95 vs. Cincinnati)	52
5. Joe Gilliam (9/22/74 at Denver)	50
6. <b>Ben Roethlisberger (11/14/10 vs. New England)</b>	<b>49</b>
Bobby Layne (12/13/58 vs. Chicago Cards)	49
Jim Finks (11/5/55 at Chicago Cards)	49
9. Kordell Stewart (12/13/97 at New England)	48
Mark Malone (9/15/86 vs. Denver)	48

### MOST PASSES COMPLETED

#### CAREER:

1. Terry Bradshaw (1970-83)	2,025
2. <b>Ben Roethlisberger (2004-10)</b>	<b>1,766</b>
3. Kordell Stewart (1995-02)	1,190
4. Neil O'Donnell (1990-95)	1,069
5. Bubby Brister (1986-92)	776
6. Mark Malone (1980-87)	690
7. Jim Finks (1949-55)	661
8. Tommy Maddox (2001-05)	603
9. Bobby Layne (1958-62)	569
10. Mike Tomczak (1993-99)	546

## STEELERS ALL-TIME INDIVIDUAL LEADERS

## MOST PASSES COMPLETED (Continued)

## SEASON:

1. Ben Roethlisberger (2009)	337
2. Tommy Maddox (2003)	298
3. Ben Roethlisberger (2008)	281
4. Ben Roethlisberger (2006)	280
5. Neil O'Donnell (1993)	270
6. Kordell Stewart (2001)	266
7. Ben Roethlisberger (2007)	264
8. Terry Bradshaw (1979)	259
9. Kordell Stewart (1998)	252
10. Neil O'Donnell (1995)	246

## GAME:

1. Ben Roethlisberger (11/5/06 vs. Denver)	38
2. Neil O'Donnell (11/5/95 at Chicago)	34
3. Ben Roethlisberger (9/10/09 vs. Tennessee)	33
Neil O'Donnell (12/24/95 at Green Bay)	33
5. Tommy Maddox (9/28/03 vs. Tennessee)	31
Joe Gilliam (9/22/74 at Denver)	31
7. Ben Roethlisberger (11/14/10 vs. New England)	30
Tommy Maddox (12/8/02 vs. Houston)	30
Terry Bradshaw (11/25/79 vs. Cleveland)	30
Neil O'Donnell (10/19/95 vs. Cincinnati)	30

## MOST CONSECUTIVE PASSES COMPLETED

1. Ben Roethlisberger (11/26/07 vs. Miami)	15
Bubby Brister (10/1/89 at Detroit)	15
3. Ben Roethlisberger (10/11/09 at Detroit)	13
Bill Nelson (12/18/66 at Atlanta [1]; 9/17/67 vs. Chicago [2])	13
5. Tommy Maddox (10/27/02 at Baltimore)	11
Bubby Brister (12/27/92 vs. Cleveland)	11
Neil O'Donnell (10/11/92 at Cleveland)	11
Mark Malone (11/25/84 vs. San Diego)	11

## HIGHEST COMPLETION PERCENTAGE

## CAREER: (Minimum 500 Attempts)

1. Ben Roethlisberger (1,766-2,800, 2004-10)	63.1%
2. Tommy Maddox (603-1,036, 2001-05)	58.2%
3. Neil O'Donnell (2,025-3,901, 1990-95)	57.1%
4. Kordell Stewart (1,190-2,107, 1995-02)	56.4%
5. Mike Tomczak (546-973, 1993-99)	56.1%
6. Bubby Brister (776-1,477, 1986-92)	52.5%
7. Terry Bradshaw (2,025-3,901, 1970-83)	51.9%
8. Mark Malone (690-1,374, 1980-87)	50.2%
9. Bobby Layne (569-1,156, 1958-62)	49.2%
10. Jim Finks (661-1,382, 1949-55)	47.8%
Dick Shiner (245-513, 1968-69)	47.8%

## SEASON: (Minimum 250 Attempts)

1. Ben Roethlisberger (337-506, 2009)	66.6%
2. Ben Roethlisberger (196-295, 2004)	66.4%
3. Ben Roethlisberger (264-404, 2007)	65.3%
4. Ben Roethlisberger (168-268, 2005)	62.7%
5. Tommy Maddox (234-377, 2002)	62.1%
6. Ben Roethlisberger (240-389, 2010)	61.7%
7. Kordell Stewart (266-442, 2001)	60.2%
8. Ben Roethlisberger (281-469, 2008)	59.9%
9. Ben Roethlisberger (280-469, 2006)	59.7%
10. Neil O'Donnell (185-313, 1992)	59.1%
Neil O'Donnell (246-416, 1995)	59.1%

## GAME: (Minimum 20 Attempts)

1. Ben Roethlisberger (18-21, 11/26/07 vs. Miami)	85.7%
Kordell Stewart (22-26, 11/24/02 vs. Cincinnati)	84.6%
3. Ben Roethlisberger (16-19, 10/15/06 vs. Kansas City)	84.2%
4. Ben Roethlisberger (21-25, 10/17/04 at Dallas)	84.0%
Neil O'Donnell (21-25, 9/19/93 vs. Cincinnati)	84.0%
6. Ben Roethlisberger (14-17, 12/5/04 at Jacksonville)	82.5%

7. Mark Malone (18-22, 11/25/84 vs. San Diego)	81.8%
8. Mike Tomczak (22-27, 10/27/96 at Atlanta)	81.5%
9. Ben Roethlisberger (26-33, 10/4/09 vs. San Diego)	78.8%
10. Kordell Stewart (22-28, 11/15/98 at Tennessee)	78.6%

## MOST TOUCHDOWN PASSES

## CAREER:

1. Terry Bradshaw (1970-83)	212
2. Ben Roethlisberger (2004-10)	144
3. Kordell Stewart (1995-02)	70
4. Neil O'Donnell (1990-95)	68
5. Bobby Layne (1958-62)	67
6. Jim Finks (1949-55)	55
7. Mark Malone (1980-87)	54
8. Bubby Brister (1986-92)	51
9. Tommy Maddox (2001-05)	42
10. Mike Tomczak (1993-98)	37

## SEASON:

1. Ben Roethlisberger (2007)	32
2. Terry Bradshaw (1978)	28
3. Ben Roethlisberger (2009)	26
Terry Bradshaw (1979)	26
5. Terry Bradshaw (1980)	24
6. Terry Bradshaw (1981)	22
7. Kordell Stewart (1997)	21
Ed Brown (1963)	21
9. Tommy Maddox (2002)	20
Bubby Brister (1990)	20
Bobby Layne (1959)	20
Jim Finks (1952)	20

## GAME:

1. Ben Roethlisberger (11/5/07 vs. Baltimore)	5
Mark Malone (9/8/85 vs. Indianapolis)	5
Terry Bradshaw (11/15/81 at Atlanta)	5
4. Ben Roethlisberger (10/21/07 at Denver)	4
Ben Roethlisberger (9/9/07 at Cleveland)	4
Tommy Maddox (11/10/02 vs. Atlanta)	4
Bubby Brister (12/23/90 vs. Cleveland)	4
Bubby Brister (10/29/90 vs. L.A. Rams)	4
Bubby Brister (10/14/90 at Denver)	4
Mark Malone (11/25/84 vs. San Diego)	4
Terry Bradshaw (9/28/80 vs. Chicago)	4
Terry Bradshaw (11/4/79 vs. Washington)	4
Dick Shiner (11/24/68 vs. San Francisco)	4
Ed Brown (10/27/63 vs. Dallas)	4
Jim Finks (10/17/54 vs. Cleveland)	4
Jim Finks (11/30/52 vs. N.Y. Giants)	4
Jim Finks (11/16/52 at Cleveland)	4

## MOST PASSES HAD INTERCEPTED

## CAREER:

1. Terry Bradshaw (1970-83)	210
2. Jim Finks (1949-55)	88
3. Ben Roethlisberger (2004-10)	86
4. Bobby Layne (1958-62)	81
5. Kordell Stewart (1995-02)	72

## SEASON:

1. Jim Finks (1955)	26
2. Terry Bradshaw (1979)	25
3. Terry Bradshaw (1970)	24
4. Ben Roethlisberger (2006)	23
5. Terry Bradshaw (1971)	22
Terry Bradshaw (1980)	22



# STEELERS ALL-TIME INDIVIDUAL LEADERS

## GAME:

1.	Tommy Wade (12/12/65 vs. Philadelphia)	7
2.	Mark Malone (9/20/87 at Cleveland)	5
	Terry Bradshaw (11/18/79 at San Diego)	5
	Terry Bradshaw (10/30/77 at Baltimore)	5
	John Gildea (12/1/35 at Boston)	5
6.	<b>Ben Roethlisberger (10/26/08 vs. New York Giants)</b>	4
	<b>Ben Roethlisberger (10/29/06 at Oakland)</b>	4
	Mike Tomczak (12/18/99 at Kansas City)	4
	Neil O'Donnell (9/25/94 at Seattle)	4
	Kordell Stewart (12/30/01 at Cincinnati)	4

## HIGHEST PASSER RATING (Among Qualifiers)

### CAREER:

1.	<b>Ben Roethlisberger (2004-10)</b>	<b>92.5</b>
2.	Neil O'Donnell (1990-95)	81.6
3.	Tommy Maddox (2001-05)	76.7
4.	Kordell Stewart (1995-02)	72.3
5.	Mike Tomczak (1993-99)	72.0
6.	Terry Bradshaw (1970-83)	71.1
7.	Bobby Layne (1958-62)	70.7
8.	Bubby Brister (1986-92)	69.8
9.	Bill Nelsen (1963-67)	67.0

### SEASON:

1.	<b>Ben Roethlisberger (2007)</b>	<b>104.1</b>
2.	<b>Ben Roethlisberger (2009)</b>	<b>100.5</b>
3.	<b>Ben Roethlisberger (2005)</b>	<b>98.6</b>
4.	<b>Ben Roethlisberger (2004)</b>	<b>98.1</b>
5.	<b>Ben Roethlisberger (2010)</b>	<b>97.0</b>
6.	Terry Bradshaw (1975)	88.0
7.	Neil O'Donnell (1995)	87.7
8.	Tommy Maddox (2002)	85.2
9.	Terry Bradshaw (1978)	84.7
10.	Terry Bradshaw (1981)	84.0

## Steelers All-Time Receiving

### MOST RECEPTIONS

#### CAREER:

1.	<b>Hines Ward (1998-10)</b>	<b>954</b>
2.	John Stallworth (1974-87)	537
3.	Louis Lipps (1984-91)	358
4.	Lynn Swann (1974-82)	336
5.	Elbie Nickel (1947-57)	329
6.	Franco Harris (1972-83)	306
7.	Plaxico Burress (2000-04)	261
8.	Charles Johnson (1994-98)	250
9.	Heath Miller (2005-09)	244
10.	Merrill Hoge (1987-93)	241

#### SEASON:

1.	<b>Hines Ward (2002)</b>	<b>112</b>
2.	<b>Hines Ward (2009)</b>	<b>95</b>
	<b>Hines Ward (2003)</b>	<b>95</b>
4.	<b>Hines Ward (2001)</b>	<b>94</b>
5.	Yancey Thigpen (1995)	85
6.	<b>Hines Ward (2008)</b>	<b>81</b>
7.	<b>Hines Ward (2004)</b>	<b>80</b>
	John Stallworth (1984)	80
9.	Santonio Holmes (2009)	79
	Yancey Thigpen (1997)	79

#### GAME:

1.	Courtney Hawkins (11/1/98 vs. Tennessee)	14
2.	<b>Hines Ward (11/30/03 vs. Cincinnati)</b>	<b>13</b>
3.	J.R. Wilburn (10/22/67 vs. Dallas)	12

4.	<b>Hines Ward (11/16/08 vs. San Diego)</b>	<b>11</b>
	<b>Hines Ward (12/2/07 vs. Cincinnati)</b>	<b>11</b>
	<b>Hines Ward (11/10/02 vs. Atlanta)</b>	<b>11</b>
	Yancey Thigpen (10/26/97 vs. Jacksonville)	11
	John Stallworth (9/30/85 vs. Cincinnati)	11
	Roy Jefferson (11/3/68 at Atlanta)	11
10.	<b>Hines Ward (11/22/09 at Kansas City)</b>	<b>10</b>
	<b>Hines Ward (12/9/01 vs. New York Jets)</b>	<b>10</b>
	Yancey Thigpen (9/24/95 vs. Minnesota)	10
	Yancey Thigpen (11/5/95 at Chicago)	10
	Andre Hastings (9/18/95 at Miami)	10
	Dick Compton (10/7/67 at Cleveland)	10
	Elbie Nickel (12/14/52 at Los Angeles)	10
	Val Jansante (10/30/49 vs. Philadelphia)	10

### MOST YARDS RECEIVING

#### CAREER:

1.	<b>Hines Ward (1998-10)</b>	<b>11,702</b>
2.	John Stallworth (1974-87)	8,723
3.	Louis Lipps (1984-91)	6,016
4.	Lynn Swann (1974-82)	5,462
5.	Elbie Nickel (1947-57)	5,133
6.	Buddy Dial (1959-63)	4,723
7.	Plaxico Burress (2000-04)	4,164
8.	Ray Mathews (1951-59)	3,919
9.	Santonio Holmes (2006-09)	3,835
10.	Roy Jefferson (1965-69)	3,671

#### SEASON:

1.	Yancey Thigpen (1997)	1,398
2.	John Stallworth (1984)	1,395
3.	<b>Hines Ward (2002)</b>	<b>1,329</b>
4.	Plaxico Burress (2002)	1,325
5.	Yancey Thigpen (1995)	1,307
6.	Buddy Dial (1963)	1,295
7.	<b>Mike Wallace (2010)</b>	<b>1,257</b>
8.	Santonio Holmes (2009)	1,248
9.	John Stallworth (1979)	1,183
10.	<b>Hines Ward (2009)</b>	<b>1,167</b>

#### GAME:

1.	Plaxico Burress (11/10/02 vs. Atlanta)	253
2.	Buddy Dial (10/22/61 vs. Cleveland)	235
3.	Jimmy Orr (12/13/58 vs. Chicago Cardinals)	205
4.	Elbie Nickel (12/14/52 at Los Angeles Rams)	202
5.	Roy Jefferson (11/3/68 at Atlanta)	199
6.	Yancey Thigpen (10/26/97 vs. Jacksonville)	196
7.	Jeff Graham (12/19/93 vs. Houston)	192
	Lynn Swann (12/2/79 vs. Cincinnati)	192
	Elbie Nickel (12/4/48 at Chicago)	192
10.	Louis Lipps (9/2/84 vs. Kansas City)	183

### MOST 100-YARD RECEIVING GAMES

#### CAREER:

1.	<b>Hines Ward (1998-10)</b>	<b>29</b>
2.	John Stallworth (1974-87)	25
3.	Louis Lipps (1984-91)	16
4.	Plaxico Burress (2000-04)	11
5.	Lynn Swann (1974-82)	10
	Yancey Thigpen (1992-97)	10

#### SEASON:

1.	<b>Mike Wallace (2010)</b>	<b>7</b>
	John Stallworth (1984)	7
3.	Yancey Thigpen (1997)	6
4.	<b>Hines Ward (2009)</b>	<b>5</b>
	Louis Lipps (1989)	5
6.	<b>Hines Ward (2010)</b>	<b>4</b>
	<b>Hines Ward (2008)</b>	<b>4</b>

## STEELERS ALL-TIME INDIVIDUAL LEADERS

## MOST 100-YARD RECEIVING GAMES (Continued)

## SEASON:

Hines Ward (2005)	4
Hines Ward (2002)	4
Plaxico Burress (2002)	4
Charles Johnson (1996)	4
Yancey Thigpen (1995)	4
Louis Lipps (1985)	4
John Stallworth (1981)	4
Theo Bell (1980)	4

## MOST TOUCHDOWNS RECEIVING

## CAREER:

1. Hines Ward (1998-09)	72
2. John Stallworth (1974-87)	63
3. Lynn Swann (1974-82)	51
4. Buddy Dial (1959-63)	42
5. Louis Lipps (1984-91)	39
6. Elbie Nickel (1947-57)	37
7. Ray Mathews (1951-59)	34
8. Roy Jefferson (1965-69)	29
9. Heath Miller (2005-09)	27
10. Eric Green (1990-94)	24
Jim Smith (1977-82)	24
Ron Shanklin (1970-75)	24

## SEASON:

1. Hines Ward (2002)	12
Louis Lipps (1985)	12
Buddy Dial (1961)	12
4. Hines Ward (2005)	11
John Stallworth (1984)	11
Lynn Swann (1978)	11
Lynn Swann (1974)	11
Roy Jefferson (1968)	11
9. Mike Wallace (2010)	10
Hines Ward (2003)	10
Ron Shanklin (1973)	10

## GAME:

1. Roy Jefferson (11/3/68 at Atlanta)	4
2. Hines Ward (10/22/06 at Atlanta)	3
Charles Johnson (11/1/98 vs. Tennessee)	3
Yancey Thigpen (12/7/97 vs. Denver)	3
Eric Green (10/14/90 at Denver)	3
Weegie Thompson (11/2/86 vs. Green Bay)	3
Louis Lipps (9/8/85 vs. Indianapolis)	3
John Stallworth (11/4/84 vs. Houston)	3
John Stallworth (11/25/84 vs. San Diego)	3
Jim Smith (9/28/80 vs. Chicago)	3
Ray Mathews (10/17/54 vs. Cleveland)	3

## MOST CONSECUTIVE GAMES CAUGHT PASS

1. Hines Ward (began 11/9/98 vs. Green Bay to 11/8/10 at Cincinnati)	186
2. John Stallworth (began 10/15/72 vs. Houston to 12/12/82 vs. Buffalo)	143

## Steelers All-Time Punting

## MOST PUNTS

## CAREER:

1. Josh Miller (1996-03)	574
2. Bobby Walden (1968-77)	572
3. Craig Colquitt (1978-81, 1983-84)	429
4. Harry Newsome (1985-89)	375
5. Mark Royals (1992-94)	259

## SEASON:

1. Mark Royals (1994)	97
2. Josh Miller (2000)	90
3. Mark Royals (1993)	89
4. Harry Newsome (1986)	86
5. Josh Miller (1999)	84
Josh Miller (2003)	84
Craig Colquitt (1981)	84
8. Harry Newsome (1989)	82
9. Josh Miller (1998)	81
10. Craig Colquitt (1983)	80
Pat Brady (1953)	80

## GAME:

1. Josh Miller (10/15/00 vs. Cincinnati)	12
2. Mark Royals (12/5/93 vs. New England)	11
Mark Royals (11/6/94 at Houston)	11
4. Harry Newsome (11/9/86 at Buffalo)	10
Harry Newsome (9/16/85 at Cleveland)	10
Bobby Walden (12/7/69 vs. Dallas)	10

## HIGHEST PUNTING AVERAGE

## CAREER:

1. Bobby Joe Green (1960-61)	45.7
2. Pat Brady (1952-54)	44.5
3. Daniel Sepulveda (2007-10)	43.4
4. Josh Miller (1996-03)	42.4
5. Chris Gardocki (2004-06)	42.1

## SEASON:

1. Bobby Joe Green (1961)	47.0
2. Pat Brady (1953)	46.9
3. Harry Newsome (1988)	45.4
4. Josh Miller (1999)	45.2
Bobby Walden (1970)	45.2

## LONGEST PUNT

1. Joe Geri (11/20/49 at Green Bay)	82
2. Josh Miller (12/2/99 at Jacksonville)	75
Bobby Joe Green (1960)	75
4. Craig Colquitt (12/7/81 at Oakland)	74
Bob Cifers (1947)	74

## Steelers All-Time Punt Returns

## MOST PUNT RETURNS

## CAREER:

1. Rod Woodson (1987-96)	257
2. Antwaan Randle El (2002-05, 10)	181
3. Theo Bell (1976, 1978-80)	139
4. Louis Lipps (1984-91)	107
5. Glen Edwards (1971-77)	99
6. Jim Smith (1977-82)	98
7. Andre Hastings (1993-96)	87
8. Hank Poteat (2000-02)	76
9. Rick Woods (1982-86)	70
10. Lynn Chandnois (1950-56)	66

## SEASON:

1. Louis Lipps (1984)	53
2. Andre Hastings (1995)	48
3. Antwaan Randle El (2003)	45
Theo Bell (1979)	45
5. Antwaan Randle El (2005)	44
6. Paul Skansi (1983)	43
7. Antwaan Randle El (2004)	42
Rod Woodson (1993)	42
9. Lynn Swann (1974)	41
10. Rod Woodson (1994)	39
Theo Bell (1976)	39



# STEELERS ALL-TIME INDIVIDUAL LEADERS

## GAME

- Theo Bell (12/16/79 vs. Buffalo) 10

## MOST YARDS PUNT RETURNS

### CAREER:

- Rod Woodson (1987-96) 2,362
- Antwaan Randle El (2002-05, 10) 1,650
- Theo Bell (1976, 1978-80) 1,259
- Louis Lipps (1984-91) 1,212
- Glen Edwards (1971-77) 941
- Bill Dudley (1942, 1945-46) 838
- Hank Poteat (2000-02) 788
- Ray Mathews (1951-59) 779
- Lynn Swann (1974-82) 739
- Jim Smith (1977-82) 737

### SEASON:

- Louis Lipps (1984) 656
- Lynn Swann (1974) 577
- Antwaan Randle El (2003) 542
- Andre Hastings (1995) 474
- Hank Poteat (2000) 467
- Antwaan Randle El (2005) 448
- Louis Lipps (1985) 437
- Walt Slater (1947) 435
- Rod Woodson (1990) 398
- Ray Mathews (1952) 397

## MOST TOUCHDOWNS PUNT RETURNS

### CAREER:

- Antwaan Randle El (2002-05, 10) 4
- Louis Lipps (1984-91) 3
- Ray Mathews (1951-59) 3

### SEASON:

- Antwaan Randle El (2005) 2
- Antwaan Randle El (2003) 2
- Louis Lipps (1985) 2
- Ray Mathews (1952) 2

## GAME:

- Several, last time by Santonio Holmes (12/17/06 at Carolina) 1

## HIGHEST PUNT RETURN AVERAGE

### CAREER:

- Bobby Gage (1949-50) 14.9
- Bill Dudley (1942, 1945-48) 14.4
- Courtney Hawkins (1997-99) 12.8
- Ray Mathews (1951-59) 12.8
- Lynn Swann (1974-78) 12.3
- Larry Anderson (1978-81) 10.4
- Hank Poteat (2000-02) 10.3
- Antwaan Randle El (2002-05, 10) 9.5
- Glen Edwards (1971-77) 9.5
- Jon Stagers (1971) 9.5

### SEASON:

- Art Jones (1941) 16.6
- Bobby Gage (1949) 15.9
- Walt Slater (1947) 15.5
- Ray Mathews (1951) 15.4
- Ray Mathews (1952) 15.3

## LONGEST PUNT RETURNS

- Brady Keys (9/20/64 vs. N.Y. Giants) 90
- Antwaan Randle El (10/26/03 vs. St. Louis) 841
- Brady Keys (9/22/63 vs. N.Y. Giants) 82
- Antwaan Randle El (1/1/06 vs. Detroit) 811
- Rod Woodson (10/25/92 at Kansas City) 801
- Roy Jefferson (11/10/68 at St. Louis Cardinals) 801

- Louis Lipps (11/19/84 at New Orleans) 761
- Andre Hastings (9/10/95 at Houston) 721
- Louis Lipps (11/10/85 at Kansas City) 711
- Ray Mathews (10/19/52 vs. Washington) 701
- Ray Mathews (10/26/52 at Chicago Cards) 701

## Steelers All-Time Kickoff Returns

## MOST KICKOFF RETURNS

### CAREER:

- Rod Woodson (1987-96) 220
- Larry Anderson (1978-81) 122
- Dwight Stone (1987-94) 109
- Lynn Chandnois (1950-56) 92
- Will Blackwell (1997-01) 78
- Ernie Mills (1991-96) 76
- Antwaan Randle El (2002-05, 10) 75
- Gary Ballman (1963-66) 64
- Stefan Logan (2009) 55
- Preston Pearson (1970-74) 52

### SEASON:

- Stefan Logan (2009) 55
- Ernie Mills (1995) 54
- Rod Woodson (1991) 44
- Henry Odom (1983) 39
- Allen Rossum (2007) 38
- Ike Taylor (2003) 37**
- Rod Woodson (1988) 37
- Larry Anderson (1981) 37
- Larry Anderson (1978) 37
- Rod Woodson (1989) 36

## GAME:

- Rich Erenberg (9/2/84 vs. Kansas City) 7
- Jack Deloplaine (9/26/76 vs. New England) 7

## MOST YARDS KICKOFF RETURNS

### CAREER:

- Rod Woodson (1987-96) 4,894
- Larry Anderson (1978-81) 2,866
- Lynn Chandnois (1950-56) 2,720
- Dwight Stone (1987-94) 2,086
- Will Blackwell (1997-01) 1,772
- Ernie Mills (1991-96) 1,753
- Antwaan Randle El (2002-05, 10) 1,727
- Gary Ballman (1963-66) 1,711
- Stefan Logan (2009) 1,466
- Jim Butler (1965-67) 1,191

### SEASON:

- Stefan Logan (2009) 1,466
- Ernie Mills (1995) 1,306
- Rod Woodson (1989) 982
- Larry Anderson (1978) 930
- Allen Rossum (2007) 885
- Rod Woodson (1991) 880
- Rod Woodson (1988) 850
- Ike Taylor (2003) 831**
- Larry Anderson (1981) 825
- Will Blackwell (1997) 791

## MOST TOUCHDOWNS KICKOFF RETURNS

### CAREER:

- Lynn Chandnois (1950-56) 3
- Larry Anderson (1978-81) 2
- Will Blackwell (1997-01) 2

### SEASON:

- Lynn Chandnois (1952) 2

## GAME:

- Several, last time by Antonio Brown (9/19/10 at Tennessee) 1

## STEELERS ALL-TIME INDIVIDUAL LEADERS

## HIGHEST KICKOFF RETURN AVERAGE

## CAREER:

1.	Lynn Chandnois (1950-56)	29.6
2.	Stefan Logan (2009)	26.7
3.	Gary Ballman (1963-66)	26.7
4.	Mel Blount (1970-83)	25.8
5.	David Dunn (1998)	25.0
6.	Brady Keys (1961-67)	23.8
7.	Larry Anderson (1978-81)	23.5
8.	Allen Rossum (2007)	23.3
9.	Gary Russell (2007-08)	23.2
10.	Ernie Mills (1991-96)	23.1

## SEASON:

1.	Lynn Chandnois (1952)	35.2
2.	Gary Ballman (1963)	31.7
3.	Mel Blount (1970)	29.7
4.	Lynn Chandnois (1953)	29.0
5.	Rod Woodson (1989)	27.3
6.	Stefan Logan (2009)	26.7
7.	Sid Watson (1955)	26.5
8.	Johnny Lattner (1954)	25.8
9.	Quincy Morgan (2005)	25.3
	Don McCall (1969)	25.3

## LONGEST KICK RETURNS

1.	Don McCall (11/23/69 at Minnesota)	101t
2.	Antwaan Randle El (10/13/02 at Cincinnati)	99t
3.	Allen Rossum (9/23/07 vs. San Francisco)	98t
	Will Blackwell (12/24/00 at San Diego)	98t
5.	Will Blackwell (10/9/97 at Baltimore)	97t
6.	Billy Wells (10/13/57 vs. Chicago Cardinals)	96t
7.	Larry Anderson (11/25/79 vs. Cleveland)	95t
8.	Mike Collier (10/26/75 at Green Bay)	94t
9.	Jim Butler (10/30/66 at Dallas)	93
	Gary Ballman (11/17/63 at Washington)	93
	Lynn Chandnois (10/3/53 vs. New York Giants)	93
	Lynn Chandnois (10/12/52 at Philadelphia)	93

## Steelers All-Time Interceptions

## MOST INTERCEPTIONS

## CAREER:

1.	Mel Blount (1970-83)	57
2.	Jack Butler (1951-59)	52
3.	Donnie Shell (1974-87)	51
4.	Rod Woodson (1987-96)	38
5.	Dwayne Woodruff (1979-85, 1986-90)	37
6.	Mike Wagner (1971-80)	36
7.	Darren Perry (1992-98)	32
	Jack Ham (1971-82)	32
9.	Jack Lambert (1974-84)	28
10.	Glen Edwards (1971-78)	25
	Howard Hartley (1949-52)	25

## SEASON:

1.	Mel Blount (1975)	11
2.	Jack Butler (1957)	10
	Howard Hartley (1951)	10
	Bill Dudley (1946)	10
5.	Jack Butler (1958)	9
	Jack Butler (1953)	9
7.	Rod Woodson (1993)	8
	Mike Wagner (1973)	8
	Clendon Thomas (1963)	8
	Johnny Sample (1961)	8

## GAME:

1.	Jack Butler (12/13/53 at Washington)	4
2.	Several with 3; last time by Darren Perry (9/11/94 at Cleveland)	3
3.	Several with 2; last time by Tyrone Carter (11/9/09 vs. Denver)	2

## MOST INTERCEPTION RETURN YARDS

## CAREER:

1.	Jack Butler (1951-59)	827
2.	Rod Woodson (1987-96)	779
3.	Mel Blount (1970-83)	736
4.	Dwayne Woodruff (1979-85, 1987-90)	689
5.	Glen Edwards (1971-78)	652
6.	Darren Perry (1992-98)	505
7.	Mike Wagner (1971-80)	491
8.	Donnie Shell (1974-87)	450
9.	Chad Scott (1997-04)	368
10.	Dewayne Washington (1998-03)	311

## SEASON:

1.	Bill Dudley (1946)	242
2.	Chad Scott (2001)	204
3.	Glen Edwards (1973)	186
4.	Tony Compagno (1948)	179
5.	Dewayne Washington (1998)	178

## MOST TOUCHDOWNS ON INTERCEPTIONS

## CAREER:

1.	Rod Woodson (1987-96)	5
2.	Chad Scott (1997-04)	4
	Jack Butler (1951-59)	4
4.	Deshea Townsend (1998-09)	3
	Dwayne Woodruff (1979-85, 1986-90)	3
	Tony Compagno (1946-48)	3
7.	Tyrone Carter (2001-09)	2
	Dewayne Washington (1998-03)	2
	Donnie Shell (1974-87)	2
	Sam Washington (1982-85)	2
	Mel Blount (1970-83)	2

## SEASON:

1.	Chad Scott (2001)	2
	Dewayne Washington (1998)	2
	Rod Woodson (1994)	2
	Sam Washington (1984)	2
	Jack Butler (1954)	2
	Tony Compagno (1947)	2

## GAME:

1.	Dewayne Washington (11/22/98 vs. Jacksonville; 78, 52)	2
2.	Several, last time by LaMarr Woodley and Troy Polamalu (12/12/10 vs. Cincinnati)	1

## MOST CONSECUTIVE GAMES INTERCEPTING A PASS

1.	Mel Blount (1975)	6
----	-------------------	---

## LONGEST INTERCEPTION RETURNS

1.	Martin Kottler (9/27/33 vs. Chicago Cardinals)	99t
2.	Jack Hinkle (10/9/43 vs. New York Giants)	91
3.	Lawrence Timmons (11/30/08 at New England)	89
4.	Glen Edwards (9/30/73 at Houston)	86t
5.	Joey Porter (9/15/02 vs. Oakland)	84
6.	Keyaron Fox (10/25/09 vs. Minnesota)	82t
	Tony Compagno (11/7/48 vs. Green Bay)	82t
8.	Russ Craft (10/17/54 vs. Cleveland)	81
9.	Dewayne Washington (11/22/98 vs. Jacksonville)	78t
	Deon Figures (9/27/93 at Atlanta)	78
	Dwayne Woodruff (12/18/88 vs. Miami)	78t



## STEELERS ALL-TIME INDIVIDUAL LEADERS

### Steelers All-Time Sacks

#### MOST QUARTERBACK SACKS

##### CAREER:

1. Jason Gildon [1994-03]	77.0
2. L.C. Greenwood [1969-81]	73.5
3. Joe Greene [1969-81]	66.0
4. Joey Porter [1999-06]	60.0
5. Keith Willis [1982-87,89-91]	59.0
6. Greg Lloyd [1988-97]	53.5
7. James Harrison [2002, 2004-10]	49.0
8. Dwight White [1971-80]	46.0
9. Aaron Smith [1999-10]	44.0
10. Ernie Holmes [1972-77]	40.0

##### SEASON:

1. James Harrison [2008]	16
2. Mike Merriweather [1984]	15
3. Kevin Greene [1994]	14
Keith Willis [1983]	14
5. LaMarr Woodley [2009]	13.5
Jason Gildon [2000]	13.5

##### GAME:

1. Joe Greene [12/10/72 at Houston]	5
2. Chad Brown [10/13/96 vs. Cincinnati]	4.5
L.C. Greenwood [11/25/79 vs. Cleveland]	4.5
4. Joey Porter [10/14/01 at Tampa Bay]	4
Jerrol Williams [12/22/91 vs. Cleveland]	4
Edmund Nelson [9/16/84 vs. LA Rams]	4

#### MOST CONSECUTIVE GAMES WITH AT LEAST A HALF-SACK

1. LaMarr Woodley [2009-10]	10
2. Greg Lloyd [1994]	6
Joe Greene [1974]	6
Ernie Holmes [1974]	6
5. Jason Gildon [1998]	5
Dwight White [1972]	5

### Steelers All-Time Fumble Recoveries

##### CAREER:

1. Ernie Stautner [1950-63]	23
2. Jack Ham [1971-82]	21
3. Donnie Shell [1974-87]	19
4. Carnell Lake [1989-98]	16
Joe Greene [1969-81]	16
6. Jack Lambert [1974-84]	15
7. Robin Cole [1977-87]	14
L.C. Greenwood [1969-81]	14
Greg Lloyd [1988-97]	14
10. Mel Blount [1970-83]	11
Mike Wagner [1971-80]	11

##### SEASON:

1. Jack Lambert [1976]	6
2. Carnell Lake [1989]	5
Donnie Shell [1978]	5
Joe Greene [1978]	5
L.C. Greenwood [1971]	5
John Reger [1955]	5
John Reger [1957]	5
Gary Glick [1957]	5

## STEELERS ALL-TIME OPPONENT RECORDS

### Top Ten Opponent Performances

#### TOP 10 RUSHING PERFORMANCES

##### GAME:

1. Fred Taylor [11/19/00 vs. Jacksonville]	30-234-3	6. Rob Moore [11/30/97 at Arizona/OT]	8-188-0
2. D.J. Simpson [9/28/75 vs. Buffalo]	23-227-0	7. Steve Watson [12/30/84 at Denver]	11-177-1
3. Steve Van Buren [11/27/49 at Philadelphia]	27-205-0	8. Torry Holt [10/26/03 vs. St. Louis]	7-174-1
4. John David Crow [12/18/60 at St. Louis]	24-203-0	9. Kellen Winslow [12/22/80 at San Diego]	10-171-0
5. Joe Morris [12/21/85 at N.Y. Giants]	36-202-0	10. Marques Colston [11/12/06 vs. New Orleans]	10-169-0
6. D.J. Simpson [10/29/72 at Buffalo]	22-189-0	James Lofton [9/11/83 at Green Bay]	5-169-3
7. Emmitt Smith [9/4/94 vs. Dallas]	31-179-1		
8. Curtis Martin [12/14/03 at N.Y. Jets]	30-174-0		
9. Terry Allen [12/20/92 vs. Minnesota]	33-172-0		
10. Gary Anderson [12/11/88 at San Diego]	26-170-0		

#### TOP 10 RECEIVING PERFORMANCES

##### GAME:

1. Qadry Ismail [12/12/99 vs. Baltimore]	6-258-3	1. Doug Williams [9/11/88 at Washington]	52-30-430-2-1
2. Eddie Brown [11/6/88 at Cincinnati]	7-216-2	2. Dan Marino [1/6/85 at Miami]	32-21-421-4-1
3. Carl Pickens [10/11/98 at Cincinnati]	13-204-1	3. Steve Bartkowski [11/15/81 at Atlanta]	50-33-416-2-2
4. Terry Glenn [12/6/98 vs. New England]	9-193-1	4. Bernie Kosar [11/23/86 at Cleveland]	46-28-414-2-1
5. Otis Taylor [10/18/71 at Kansas City]	6-190-2	5. Jon Kitna [12/30/01 at Cincinnati]	68-35-411-2-1
		6. Boomer Esiason [11/22/87 at Cincinnati]	53-30-409-0-3
		7. Rich Gannon [9/15/02 vs. Oakland]	64-43-403-1-2
		8. Tom Brady [12/9/07 at New England]	46-32-399-4-0
		9. Drew Brees [11/12/06 vs. New Orleans]	47-31-398-1-0
		10. Aaron Rodgers [12/20/09 vs. Green Bay]	48-26-383-3-0

## STEELERS TEAM RECORDS

## Games Won

**SEASON:** 15 (2004)**MOST CONSECUTIVE:** 16 (2004-05)**MOST CONSECUTIVE** (One Season): 14 (2004)

## Scoring

## Most Points

**GAME:** 63 (11/30/52 vs. New York Giants)**SEASON:** 416 (1979)

## Most Points Allowed

**GAME:** 54 (12/8/85 at San Diego; 11/23/41 at Green Bay)**SEASON:** 421 (1988)

## Fewest Points

**GAME:** 0 (many times, last time 11/26/06 at Baltimore)**SEASON:** 51 (1934 - 12 games)

202 (1965 - 14 games)

263 (1998 - 16 games)

## Fewest Points Allowed

**GAME:** 0 (many times, last time 12/28/08 vs. Cleveland)**SEASON:** 117 (1946 - 11 games)

138 (1976 - 14 games)

195 (1978 - 16 games)

## Most Points, Combined

**GAME:** 98 (12/8/85, San Diego 54, Pittsburgh 44)**SEASON:** 757 (1988)

## Fewest Points, Combined

**GAME:** 0 (10/22/33, Pittsburgh 0, Cincinnati 0)**SEASON:** 238 (1940 - 11 games)

339 (1957 - 12 games)

480 (1976 - 14 games)

524 (1992 - 16 games)

## Most Touchdowns

**GAME:** 9 (11/30/52 vs. New York Giants)**SEASON:** 52 (1979)

## Most Touchdowns Allowed

**GAME:** 8 (12/8/85 vs. San Diego; 11/23/41 vs. Green Bay)**SEASON:** 50 (1969; 1968)

## Fewest Touchdowns Allowed

**GAME:** 0 (several times, last time 12/23/10 vs. Carolina)**SEASON:** 14 (1976 - 14 games)

21 (2008 - 16 games)

## Most Rushing Touchdowns

**GAME:** 5 (9/20/81 vs. New York Jets; 11/7/76 at Kansas City)**SEASON:** 33 (1976)

## Most Rushing Touchdowns Allowed

**GAME:** 6 (10/24/53 vs. Green Bay; 10/14/34 at Boston)**SEASON:** 20 (1988; 1947)

## Fewest Rushing Touchdowns Allowed

**GAME:** 0 (many times, last 12/28/08 vs. Cleveland)**SEASON:** 5 (2010; 2001; 1997)

## Most Passing Touchdowns

**GAME:** 5 (11/5/07 vs. Baltimore; 10/22/06 at Atlanta; 11/3/96 vs. St. Louis; 9/8/85 vs. Indianapolis; 11/5/81 at Atlanta; 10/7/79 vs. Washington; 11/30/52 vs. New York Giants)**SEASON:** 34 (2007)

## Most Passing Touchdowns Allowed

**GAME:** 6 (9/8/91 vs. Buffalo)**SEASON:** 34 (1962)

## Fewest Passing Touchdowns Allowed

**GAME:** 0 (last time 12/23/10 vs. Carolina)**SEASON:** 9 (1990; 1976; 1975; 1972)

## Most Defensive Touchdowns

**GAME:** 3 (10/10/83 vs. Cincinnati)**SEASON:** 7 (1987; 1983)

## Most Points After Touchdown

**GAME:** 9 (11/30/52 vs. New York Giants)**SEASON:** 45 (2005; 1984)

## Most Points After Touchdown Allowed

**GAME:** 7 (9/8/91 at Buffalo)**SEASON:** 49 (1969; 1968)

## Most Field Goals

**GAME:** 6 (12/11/02 at Jacksonville; 10/23/88 vs. Denver)**SEASON:** 34 (1995)

## Most Field Goals Allowed

**GAME:** 7 (9/24/67 vs. St. Louis Cardinals)**SEASON:** 29 (2000; 1997)

## First Downs

## Most First Downs

**GAME:** 36 (11/25/79 vs. Cleveland)**SEASON:** 344 (1995)

## Most First Downs By Opponents

**GAME:** 35 (11/23/86 at Cleveland)**SEASON:** 323 (1989; 1981)

## Most First Downs, Combined

**GAME:** 58 (11/25/79; Pittsburgh 36 Cleveland 22)**SEASON:** 641 (1981)

## Most Rushing First Downs

**GAME:** 21 (11/7/76 at Kansas City)**SEASON:** 163 (1976)

## Most Rushing First Downs Allowed

**GAME:** 18 (11/9/69 vs. Chicago Bears)**SEASON:** 122 (1965)

## Most Passing First Downs

**GAME:** 22 (11/14/10 vs. New England)**SEASON:** 210 (2009)

## Most Passing First Downs Allowed

**GAME:** 22 (12/5/48 vs. New York Giants)**SEASON:** 194 (1991)

## Most First Down Penalties

**GAME:** 6 (10/16/05 vs. Jacksonville; 11/16/86 vs. Houston; at Oakland 10/25/70)**SEASON:** 34 (1995; 1978)

## Most First Down Penalties By Opponents

**GAME:** 9 (10/30/77 at Baltimore)**SEASON:** 40 (1978)

## Net Yards

## Most Net Yards Gained

**GAME:** 683 (12/13/58 vs. Chicago Cardinals)**SEASON:** 6,258 (1979)

## Fewest Net Yards Gained

**GAME:** 53 (9/10/89 vs. Cleveland)**SEASON:** 3,354 (1965)

## Most Net Yards Gained By Opponent

**GAME:** 559 (11/6/88 at Cincinnati)**SEASON:** 5,805 (1988)

## Fewest Net Yards Gained By Opponent

**GAME:** 40 (9/12/99 at Cleveland)**SEASON:** 3,074 (1974 - 14 games)

3,795 (2008 - 16 games)



## STEELERS TEAM RECORDS

### Rushing

#### Most Yards Gained Rushing

**GAME:** 361 (10/7/79 at Cleveland)

**SEASON:** 2,971 (1976)

#### Fewest Yards Gained Rushing

**GAME:** 7 (10/30/66 at Dallas)

**SEASON:** 1,092 (1966)

#### Most Yards Gained Rushing By Opponents

**GAME:** 426 (11/4/34 at Detroit)

**SEASON:** 2,193 (1954)

#### Fewest Yards Gained Rushing By Opponents

**GAME:** -33 (10/2/43 vs. Brooklyn)

**SEASON:** 1,125 (1953 - 12 games)

1,377 (1967 - 14 games)

1,004 (2010 - 16 games)

#### Fewest Yards Rushing Allowed (Per Game)

**SEASON:** 62.8 (2010)

#### Most Rushing Attempts

**GAME:** 60 (10/3/50 vs. Boston)

**SEASON:** 653 (1976)

#### Fewest Rushing Attempts

**GAME:** 11 (11/26/06 at Baltimore)

**SEASON:** 368 (1954 - 12 games)

375 (1966 - 14 games)

394 (1991 - 16 games)

#### Most Rushing Attempts By Opponents

**GAME:** 64 (10/18/36 at Chicago Bears)

**SEASON:** 449 (2003)

#### Fewest Rushing Attempts By Opponents

**GAME:** 6 (10/31/04 vs. New England)

**SEASON:** 333 (2010)

### Passing

#### Most Net Yards Gained Passing

**GAME:** 472 (12/13/58 vs. Chicago Cardinals)

**SEASON:** 4,148 (2009)

#### Fewest Net Yards Gained Passing

**GAME:** 16 (10/17/65 vs. St. Louis Cardinals)

**SEASON:** 652 (1945 - 11 games)

1,711 (1972 - 14 games)

2,178 (1989 - 16 games)

#### Most Yards Gained Passing By Opponents

**GAME:** 422 (9/11/88 vs. Washington)

**SEASON:** 3,941 (1988)

#### Fewest Yards Gained Passing By Opponents

**GAME:** -28 (12/7/58 at Washington)

**SEASON:** 1,466 (1974 - 14 games)

2,394 (1978 - 16 games)

#### Most Passes Attempted

**GAME:** 57 (12/19/93 vs. Houston Oilers;

12/8/02 vs. Houston Texans)

**SEASON:** 592 (2009)

#### Fewest Passes Attempted

**GAME:** 0 (11/13/49 vs. Los Angeles; 11/16/41 vs. Brooklyn)

**SEASON:** 277 (1976 - 14 games)

358 (2004 - 16 games)

#### Most Passes Attempted By Opponents

**GAME:** 68 (12/30/01 at Cincinnati OT)

**SEASON:** 593 (2010)

#### Fewest Passes Attempted By Opponents

**GAME:** 8 (12/14/74 vs. Cincinnati; 12/1/57 at Philadelphia)

**SEASON:** 162 (1946 - 11 games)

339 (1974 - 14 games)

442 (1978 - 16 games)

#### Most Passes Attempted, Combined

**GAME:** 95 (12/19/93; Pittsburgh 57, Houston 38)

**SEASON:** 1,124 (2002)

#### Most Passes Completed

**GAME:** 38 (twice: 11/5/06 vs. Denver; 11/1/98 vs. Tennessee)

**SEASON:** 351 (2009)

#### Fewest Passes Completed

**GAME:** 0 (11/13/49 vs. Los Angeles; 11/16/41 vs. Brooklyn)

**SEASON:** 42 (1941 - 11 games)

140 (1973 - 14 games)

198 (1987 - 16 games)

#### Most Passes Completed By Opponents

**GAME:** 43 (9/15/02 vs. Oakland)

**SEASON:** 363 (2010)

#### Fewest Passes Completed By Opponents

**GAME:** 3 (several times; last time on 12/8/02 vs. Houston)

**SEASON:** 64 (1946 - 11 games)

147 (1974 - 14 games)

221 (1978 - 16 games)

### Sacks

#### Most Sacks

**GAME:** 10 (4 times, last time on 10/21/01 at Tampa Bay)

**SEASON:** 55 (2001, 1994)

#### Most Sacks Allowed

**GAME:** 12 (11/20/66 vs. Dallas)

**SEASON:** 52 (1983; 1969)

### Interceptions

#### Most Interceptions

**GAME:** 7 (10/13/74 at Kansas City;

11/30/52 vs. New York Giants)

**SEASON:** 37 (1973)

#### Fewest Interceptions

**GAME:** 0 (last time on 2/6/11 vs. Green Bay)

**SEASON:** 9 (1994)

#### Most Interceptions By Opponents

**GAME:** 8 (1940)

**SEASON:** 35 (1965)

#### Fewest Interceptions By Opponents

**GAME:** 0 (last time on 1/15/11 vs. Baltimore)

**SEASON:** 9 (2000; 1994)

#### Most Yards Interceptions Returned

**GAME:** 147 (10/17/54 vs. Cleveland)

**SEASON:** 673 (1973)

#### Fewest Yards Interceptions Returned

**GAME:** -3 (12/23/10 vs. Carolina)

**SEASON:** 96 (1964 - 14 games)

#### Most Yards Interceptions Returned By Opponents

**GAME:** 172 (12/12/65 vs. Philadelphia)

**SEASON:** 535 (1969)

#### Fewest Interception Return Yards By Opponents

**GAME:** 0 (last time on 12/5/10 at Baltimore)

**SEASON:** 47 (1975 - 14 games)

#### Most Touchdowns On Interceptions

**GAME:** 2 (12/12/10 vs. Cincinnati; 11/22/98 vs. Jacksonville;

10/1/95 vs. San Diego; 12/18/88 vs. Miami)

## STEELERS TEAM RECORDS

Most Touchdowns On Interceptions *(Continued)*

**GAME:** 2 (10/1/84 vs. Cincinnati; 10/10/83 at Cincinnati; 9/30/73 at Houston; 10/17/54 vs. Cleveland)

**SEASON:** 5 (1987)

## Most Touchdowns On Interceptions By Opponents

**GAME:** 3 (9/29/68 vs. Baltimore; 12/12/65 vs. Philadelphia)

**SEASON:** 6 (1965; 1964)

## Punting

## Most Punts

**GAME:** 12 (10/15/00 vs. Cincinnati)

**SEASON:** 97 (1994)

## Fewest Punts

**GAME:** 0 (3 times, last time on 12/26/04 vs. Baltimore)

**SEASON:** 6 (1965; 1964)

## Fewest Punts By Opponents

**GAME:** 0 (9/17/89 at Cincinnati)

**SEASON:** 54 (1960)

## Highest Punting Average

**SEASON:** 47.0 (1961)

## Highest Punting Average By Opponents

**SEASON:** 46.4 (1959)

## Punt Returns

## Most Punt Returns

**GAME:** 10 (12/16/79 vs. Buffalo)

**SEASON:** 71 (1976)

## Most Punt Returns By Opponents

**GAME:** 10 (12/5/93 vs. New England)

**SEASON:** 51 (1970)

## Most Yardage By Punt Returns

**GAME:** 178 (11/29/42 vs. Brooklyn)

**SEASON:** 774 (1974)

## Most Yardage By Punt Returns By Opponents

**GAME:** 166 (10/24/93 at Cleveland)

**SEASON:** 678 (1993)

## Most Touchdowns By Punt Returns

**GAME:** 1 (several times, last time 12/17/06 at Carolina)

**SEASON:** 2 (2005; 2003; 1952)

## Most Touchdowns By Punt Returns By Opponents

**GAME:** 2 (10/24/93 at Cleveland; 11/1/59 at Chicago Cardinals)

**SEASON:** 3 (1993; 1959)

## Kickoff Returns

## Most Kickoff Returns

**GAME:** 8 (12/8/85 at San Diego)

**SEASON:** 74 (1988)

## Most Kickoff Returns By Opponents

**GAME:** 9 (12/8/85 at San Diego)

**SEASON:** 88 (1995)

## Most Kickoff Return Yardage

**GAME:** 266 (11/17/68 vs. Cleveland)

**SEASON:** 1,581 (2009)

## Highest Kickoff Return Average (per game)

**SEASON:** 28.9 (1952)

## Most Kickoff Return Yardage By Opponents

**GAME:** 259 (12/18/04 at N.Y. Giants)

**SEASON:** 1,795 (2009)

## Most Touchdowns By Kickoff Returns

**GAME:** 1 (last time on 9/19/10 at Tennessee)

**SEASON:** 2 (1988; 1952)

## Most Touchdowns By Kickoff Returns By Opponents

**GAME:** 1 (many times, vs. Cleveland, 11/11/07)

**SEASON:** 4 (2009)

## Penalties

## Most Penalties

**GAME:** 17 (10/30/77 at Baltimore)

**SEASON:** 122 (1977)

## Most Penalties By Opponents

**GAME:** 13 (12/18/05 at Minnesota; 10/27/02 at Baltimore; 11/17/85 at Houston)

**SEASON:** 120 (2005)

## Most Penalties Combined, Both Teams

**GAME:** 25 (12/18/05 at Minnesota)

**SEASON:** 219 (2005; 1984)

## Fewest Penalties Combined, Both Teams

**GAME:** 0 (11/10/40 vs. Philadelphia; 10/28/34 at Brooklyn)

**SEASON:** 98 (1941; 1962; 1965)

## Most Penalty Yards

**GAME:** 163 (11/21/10 vs. Oakland)

**SEASON:** 1,005 (2003)

## Most Penalty Yards By Opponents

**GAME:** 134 (10/1/95 vs. San Diego)

**SEASON:** 960 (1981)

## Most Penalty Yards Combined, Both Teams

**GAME:** 239 (10/25/70 at Oakland)

**SEASON:** 1,897 (1978)

## Fewest Penalty Yards Combined, Both Teams

**GAME:** 0 (11/10/40 vs. Philadelphia; 10/28/34 at Brooklyn)

**SEASON:** 858 (1941 - 11 games)

941 (1965 - 14 games)

1,322 (2001 - 16 games)

## Fumbles

## Most Fumbles

**GAME:** 10 (10/9/43 vs. New York Giants)

**SEASON:** 47 (1979)

## Most Fumbles By Opponents

**GAME:** 9 (12/23/90 vs. Cleveland)

**SEASON:** 42 (1976)

## Most Fumbles Lost

**GAME:** 7 (10/14/79 at Cincinnati)

**SEASON:** 29 (1950 - 12 games)

28 (1977 - 14 games)

26 (1979 - 16 games)

## Most Fumbles Lost By Opponents

**GAME:** 8 (12/23/90 vs. Cleveland)

**SEASON:** 24 (1976)

## Net Yards

## Most Shutouts

**SEASON:** 5 (1976)

## Most Shutouts Against

**SEASON:** 6 (1934)

## Consecutive Quarters Without Scoring a TD\*

9 (9/23/90 - 10/7/90)

## Consecutive Quarters Without Allowing a TD\*

22 (10/10/76 - 11/21/76)

21 (10/1/00 - 11/12/00)



## STEELERS TEAM RECORDS

## By the Half Records

Scoring—35 points (twice, last time in the 1st half vs. Baltimore 11/5/07)

Total Yards—375 (2nd half, 11/10/02 vs. Atlanta)

Turnovers—6 (2nd half, 9/24/95 vs. Minnesota)

Sacks—8 (2nd half, 10/21/01 at Tampa Bay)

Lead—35 points (1st half, 11/5/07 vs. Baltimore)

Deficit—26 points (1st half, 9/26/99 vs. Seattle)

## By the Quarter Records

Scoring—24 points (4<sup>th</sup> QT, 11/1/98 vs. Tennessee)

Total Yards—261 (4<sup>th</sup> QT, 11/14/10 vs. New England)

Turnovers—5 (3<sup>rd</sup> QT, 9/24/95 vs. Minnesota)

Sacks—6 (4<sup>th</sup> QT, 10/21/01 at Tampa Bay)

\* Since 1970

## STEELERS YEAR-BY-YEAR FIRST DOWNS

Year	G	Tot.	Run	Pass	Pen.
1969	Off. 14	210	81	115	14
	Def. 14	260	101	142	17
1970	Off. 14	206	84	97	25
	Def. 14	225	91	120	14
1971	Off. 14	226	98	111	17
	Def. 14	225	81	132	12
1972	Off. 14	228	131	79	18
	Def. 14	228	79	116	24
1973	Off. 14	217	111	89	17
	Def. 14	210	95	91	24
1974	Off. 14	251	136	98	17
	Def. 14	200	87	83	30
1975	Off. 14	288	149	125	14
	Def. 14	214	91	97	26
1976	Off. 14	271	163	94	14
	Def. 14	182	69	96	17
1977	Off. 14	266	122	124	20
	Def. 14	228	80	112	36
1978	Off. 16	316	133	149	34
	Def. 16	264	105	119	40
1979	Off. 16	337	141	179	17
	Def. 16	260	95	135	30
1980	Off. 16	308	111	177	20
	Def. 16	302	101	171	30
1981	Off. 16	318	137	156	25
	Def. 16	323	114	181	28
1982	Off. 9	171	69	91	11
	Def. 9	174	49	111	14
1983	Off. 16	312	156	141	15
	Def. 16	278	100	151	27
1984	Off. 16	302	117	167	18
	Def. 16	282	87	167	28
1985	Off. 16	315	125	165	25
	Def. 16	273	105	144	24
1986	Off. 16	292	125	140	27
	Def. 16	303	97	176	30
1987	Off. 15	263	114	126	23
	Def. 15	289	94	170	25
1988	Off. 16	292	125	140	27
	Def. 16	319	110	181	28
1989	Off. 16	244	106	117	21
	Def. 16	323	112	177	34

Year	G	Tot.	Run	Pass	Pen.
1990	Off. 16	263	93	150	20
	Def. 16	257	102	130	25
1991	Off. 16	254	82	158	14
	Def. 16	320	98	194	28
1992	Off. 16	284	119	143	22
	Def. 16	266	99	146	21
1993	Off. 16	307	116	180	11
	Def. 16	267	74	163	30
1994	Off. 16	307	138	148	21
	Def. 16	262	76	156	30
1995	Off. 16	344	117	193	34
	Def. 16	272	67	181	24
1996	Off. 16	296	138	146	12
	Def. 16	286	80	174	32
1997	Off. 16	326	154	157	15
	Def. 16	286	80	174	32
1998	Off. 16	268	106	135	27
	Def. 16	266	88	155	23
1999	Off. 16	295	111	159	25
	Def. 16	260	92	142	26
2000	Off. 16	283	124	128	31
	Def. 16	252	82	153	17
2001	Off. 16	314	148	150	16
	Def. 16	254	70	160	24
2002	Off. 16	343	119	200	24
	Def. 16	279	77	178	24
2003	Off. 16	275	77	174	24
	Def. 16	270	89	155	26
2004	Off. 16	310	134	147	29
	Def. 16	248	79	146	23
2005	Off. 16	297	120	144	33
	Def. 16	275	75	179	21
2006	Off. 16	327	100	201	26
	Def. 16	269	72	176	21
2007	Off. 16	298	108	179	11
	Def. 16	249	74	158	17
2008	Off. 16	290	93	179	18
	Def. 16	240	73	149	18
2009	Off. 16	331	96	210	25
	Def. 16	274	70	186	18
2010	Off. 16	295	106	175	14
	Def. 16	272	61	182	29

## STEELERS YEAR-BY-YEAR OFFENSIVE/DEFENSIVE STATISTICS

Year	Total Offense			Rushing			Passing				
	Yards	Plays	Avg.	Yards	Att.	Avg.	Net	Sacks	Gross	Att/Cmp/Int	Pct.
1960	3,626	843	4.3	1,542	400	3.9	2,084	52/374	2,458	391/176/29	45.0
	4,401	898	4.9	1,732	455	3.8	2,669	33/304	2,973	410/227/25	55.4
1970	3,752	844	4.4	1,715	432	4.0	2,037	28/275	2,312	384/150/32	39.1
	3,396	906	4.4	1,679	487	3.4	2,317	26/238	2,555	393/191/23	48.6
1971	3,882	867	4.5	1,758	416	4.2	2,124	33/224	2,446	414/214/26	51.7
	4,248	881	4.8	1,482	440	3.4	2,766	33/294	3,060	408/235/17	57.6
1972	4,231	953	5.0	2,520	497	5.1	1,711	32/247	1,958	324/156/12	48.1
	3,771	896	4.2	1,715	445	3.9	2,056	40/337	2,393	411/206/28	50.1
1973	4,070	894	4.6	2,143	555	3.9	1,927	30/230	2,157	309/140/26	45.3
	3,374	880	3.8	1,652	488	3.4	1,672	33/251	1,923	359/164/37	45.7
1974	4,375	950	4.6	2,417	546	4.4	1,958	18/196	2,154	386/166/21	43.0
	3,074	863	3.6	1,608	472	3.4	1,466	52/406	1,872	339/147/25	43.4
1975	4,887	949	5.1	2,633	581	4.5	2,254	31/290	2,544	337/191/12	56.7
	3,661	870	4.2	1,825	431	4.2	1,836	43/358	2,194	396/183/27	46.2
1976	4,637	957	4.8	2,971	653	4.5	1,666	27/269	1,935	277/143/12	51.6
	3,322	866	3.8	1,457	452	3.2	1,865	41/313	2,178	373/158/22	42.4
1977	4,645	949	4.9	2,258	581	3.9	2,387	27/245	2,632	341/173/21	50.7
	3,692	892	4.2	1,723	493	3.5	1,969	32/285	2,264	357/157/31	44.0
1978	4,987	1,046	4.8	2,297	641	3.6	2,690	25/271	2,961	380/212/22	55.8
	4,168	999	4.2	1,774	513	3.5	2,394	44/361	2,755	442/221/27	50.0
1979	6,258	1,080	5.8	2,603	561	4.6	3,655	27/222	3,877	492/272/26	55.3
	4,270	1,035	4.1	1,709	506	3.4	2,561	49/351	2,912	480/226/27	47.1
1980	5,554	1,033	5.4	1,986	512	3.9	3,568	37/264	3,832	484/250/24	51.7
	5,134	1,036	5.0	1,762	486	3.6	3,372	18/145	3,517	532/280/26	52.6
1981	5,998	1,042	5.4	2,372	554	4.3	3,226	27/231	3,457	461/247/19	53.6
	5,652	1,084	5.2	1,869	500	3.7	3,783	40/325	4,107	542/302/30	55.7
1982	2,970	583	5.1	1,187	289	4.1	1,783	19/139	1,922	275/141/16	51.3
	2,874	599	4.8	762	236	3.2	2,112	34/273	2,385	329/176/17	53.5
1983	5,014	1,075	4.7	2,610	614	4.3	2,404	52/350	2,754	409/211/23	51.6
	4,728	1,006	4.7	1,833	509	3.6	2,895	50/361	3,256	447/238/28	53.2
1984	5,420	1,052	5.2	2,179	574	3.8	3,241	35/278	3,519	443/240/25	54.2
	4,916	1,016	4.8	1,617	454	3.6	3,299	47/390	3,689	515/299/31	58.1
1985	5,350	1,085	4.9	2,177	541	4.0	3,173	33/224	3,397	512/254/27	49.6
	4,659	989	4.7	1,876	470	4.0	2,783	36/305	3,088	484/287/20	59.3
1986	4,811	1,075	4.5	2,223	564	3.9	2,588	20/159	2,747	491/238/20	48.5
	5,252	1,049	5.0	1,872	470	4.0	3,380	43/289	3,669	536/311/20	58.0
1987	4,410	973	4.5	2,144	517	4.1	2,266	27/198	2,464	429/198/25	46.2
	4,920	962	5.1	1,610	455	3.5	3,310	26/196	3,506	481/290/27	60.3
1988	5,204	1,030	5.1	2,228	499	4.5	2,976	42/331	3,307	489/226/20	46.2
	5,805	1,067	5.4	1,864	515	3.6	3,941	19/145	4,086	532/309/20	58.1
1989	3,996	955	4.2	1,818	500	3.6	2,178	51/484	2,662	404/210/13	52.0
	5,549	1,077	5.2	2,008	498	4.0	3,541	31/180	3,721	548/290/21	52.9
1990	4,525	897	5.0	1,880	456	4.1	2,645	33/242	2,887	408/237/15	58.1
	4,115	940	4.4	1,615	446	3.6	2,500	32/228	2,728	460/236/24	51.3
1991	4,581	915	5.0	1,627	394	4.1	2,954	45/359	3,313	476/259/16	54.4
	5,168	1,039	5.0	1,582	466	3.4	3,586	38/257	3,843	535/334/19	62.4
1992	4,906	989	5.0	2,156	518	4.2	2,750	40/296	3,046	431/249/14	57.8
	4,658	949	4.9	1,841	435	4.2	2,817	36/248	3,065	478/252/22	52.7
1993	5,235	1,079	4.9	2,003	491	4.1	3,232	48/374	3,606	540/299/12	55.4
	4,531	962	4.7	1,368	399	3.4	3,163	42/277	3,440	521/277/24	53.2
1994	5,144	1,048	4.9	2,180	546	4.0	2,964	39/283	3,247	463/266/9	57.5
	4,326	1,008	4.3	1,452	421	3.5	2,874	55/382	3,256	532/280/17	52.6
1995	5,769	1,110	5.2	1,852	494	3.7	3,917	24/176	4,093	592/348/21	58.8
	4,561	943	4.8	1,321	370	3.6	3,240	42/272	3,512	531/314/22	59.1
1996	5,140	1,002	5.1	2,299	525	4.4	2,841	21/149	2,990	456/246/19	53.9
	4,362	1,009	4.3	1,415	411	3.4	2,947	51/369	3,316	547/322/23	58.9
1997	5,542	1,058	5.2	2,479	572	4.3	3,063	20/152	3,215	466/253/19	54.3
	4,705	1,005	4.7	1,318	403	3.3	3,387	48/294	3,681	554/295/20	53.2
1998	4,586	1,014	4.5	2,034	490	4.2	2,552	35/229	2,781	489/274/20	56.0
	4,963	1,002	5.0	1,642	479	3.4	3,321	41/238	3,559	482/268/16	55.6
1999	4,874	1,067	4.6	1,991	495	4.0	2,883	37/235	3,118	535/301/18	56.3
	4,878	953	5.1	1,958	450	4.4	2,920	40/247	3,167	463/245/14	52.9
2000	4,766	1,009	4.7	2,248	527	4.3	2,518	43/220	2,738	439/217/10	49.4
	4,713	985	4.8	1,693	425	4.0	3,020	39/229	3,249	521/280/17	53.7
2001	5,887	1,065	5.5	2,774	580	4.8	3,113	31/182	3,295	442/274/12	60.4
	4,137	919	4.5	1,195	339	3.5	2,942	55/367	3,309	525/295/16	56.2
2002	5,952	1,097	5.4	2,120	512	4.1	3,832	34/204	4,036	551/350/22	63.5
	4,835	982	4.9	1,375	359	3.8	3,460	50/313	3,773	573/336/19	58.6
2003	4,792	1,020	4.7	1,488	446	3.3	3,304	42/244	3,548	532/306/17	57.5
	4,783	968	4.9	1,741	449	3.9	3,042	35/203	3,245	484/294/14	60.7
2004	5,184	1,012	5.1	2,464	618	4.0	2,720	36/250	2,970	295/196/11	66.4
	4,134	882	4.7	1,299	357	3.6	2,835	41/225	3,060	484/269/19	55.6
2005	5,149	960	5.4	2,223	549	4.0	2,826	32/178	2,969	379/228/14	60.2
	4,544	998	4.6	1,376	402	3.4	3,168	47/312	3,480	549/312/15	57.4
2006	5,725	1,041	5.5	1,992	469	4.2	2,969	49/293	4,026	523/312/23	59.7
	4,805	998	4.9	1,412	408	3.5	3,393	39/226	3,480	529/319/20	60.3
2007	5,239	1,000	5.2	2,168	511	4.2	3,071	47/347	3,418	442/282/14	63.8
	4,262	933	4.6	1,438	361	4.0	2,824	36/243	3,067	536/292/11	54.5
2008	4,991	1,015	4.9	1,690	460	3.7	3,301	49/306	3,607	442/282/14	63.8
	3,795	974	3.9	1,284	390	3.3	2,511	51/350	2,861	533/301/20	56.5
2009	5,941	1,014	5.9	1,793	428	4.2	4,148	50/348	4,148	536/351/14	65.5
	4,885	967	5.1	1,438	372	3.9	3,447	47/314	3,761	548/319/12	58.2
2010	5,525	993	5.6	1,924	471	4.1	2,601	43/289	3,890	479/298/9	62.2
	4,429	974	4.5	1,004	333	3.0	3,425	48/319	3,744	593/363/21	61.2



# STEELERS MISCELLANEOUS OFFENSIVE/DEFENSIVE STATISTICS

Year	Punt/Avg.	Pen/Yds.	Fum/Lost	Tot Pts.	TD	Run	Pass	Ret.	PATs	FGs	T.O.P.
1969	65/40.1	67/659	36/20	218	26	8	17	1	26/26	12/25	
	65/40.1	74/772	25/16	404	50	17	27	6	49/50	17/25	
1970	78/44.2	82/835	30/16	210	26	13	17	1	24/26	10/28	
	85/41.9	76/790	29/15	272	32	8	21	3	29/32	15/32	
1971	79/43.9	88/898	37/16	246	28	10	15	3	27/28	17/27	
	77/41.5	81/784	27/18	292	32	13	16	3	30/32	22/35	
1972	66/43.6	81/728	27/14	343	37	22	12	3	35/37	28/41	
	74/40.3	77/712	37/20	175	18	6	9	3	17/18	15/27	
1973	62/41.1	84/817	36/14	347	37	12	20	5	36/37	29/43	
	75/42.4	86/757	41/18	210	22	8	11	3	21/21	19/29	
1974	78/39.0	104/978	33/19	305	35	19	12	4	33/35	20/29	
	91/41.2	76/575	38/22	189	22	7	14	1	21/22	12/17	
1975	69/39.4	89/756	34/23	373	46	22	21	3	44/46	17/21	
	90/40.1	85/700	22/10	162	19	8	9	2	15/19	11/18	
1976	76/39.2	111/836	40/19	342	43	33	10	0	40/43	14/26	
	94/37.4	80/637	42/24	138	14	5	9	0	13/14	14/24	
1977	73/36.3	122/973	41/28	283	37	20	17	0	34/37	9/14	
	79/40.3	82/784	28/13	243	29	9	16	4	27/29	14/21	
1978	66/40.0	109/943	35/17	356	46	16	28	2	44/45	12/26	
	82/39.4	106/954	33/21	195	22	11	10	1	21/22	14/26	
1979	68/40.2	108/866	47/26	416	52	25	26	1	50/52	18/30	
	100/40.0	95/744	32/15	262	31	9	19	3	28/31	16/26	
1980	66/40.2	111/933	38/18	352	42	15	26	1	39/42	19/28	
	73/40.7	93/806	23/14	313	37	9	25	3	34/37	19/29	
1981	84/43.3	97/840	39/22	356	47	21	25	1	38/46	12/17	
	78/42.1	112/960	31/16	297	35	10	22	3	33/35	18/33	
1982	49/40.4	95/559	18/9	204	25	7	17	1	22/23	10/12	
	53/38.1	44/345	17/8	146	17	5	12	0	17/17	9/14	
1983	80/41.9	99/836	42/20	355	39	17	15	7	38/39	27/31	
	88/41.1	96/782	34/17	303	37	14	19	4	36/37	15/20	
1984	70/41.2	112/948	40/15	387	45	13	25	7	45/45	24/32	30/33
	90/42.4	107/945	30/11	310	35	12	19	4	34/35	22/28	29/27
1985	79/39.1	85/665	31/9	379	40	14	23	3	40/40	33/42	30/52
	86/40.9	89/679	34/15	355	43	19	18	6	40/41	19/25	29/08
1986	89/38.7	105/876	28/16	307	35	18	16	1	32/34	21/32	29/45
	82/39.0	107/876	31/13	336	39	10	22	7	36/38	22/39	30/15
1987	82/40.2	105/801	37/8	285	31	11	13	7	31/31	22/29	29/44
	70/39.2	95/771	41/17	299	34	8	22	4	31/34	20/26	30/16
1988	71/41.5	99/803	40/19	336	36	17	15	4	34/36	28/36	28/31
	67/40.7	79/705	35/13	421	49	20	25	4	47/49	26/32	31/29
1989	83/40.6	116/986	32/18	265	29	17	10	2	28/29	21/30	28/50
	69/40.5	96/785	40/21	326	38	16	17	5	37/38	19/27	31/10
1990	66/37.2	110/928	40/17	292	33	11	20	2	32/33	20/25	30/06
	64/40.9	89/719	33/18	240	26	13	9	4	26/26	18/28	29/54
1991	75/39.9	116/933	37/14	292	32	8	20	4	31/31	23/33	27/05
	65/41.6	84/685	27/11	344	38	14	21	3	38/38	26/41	32/55
1992	74/42.1	106/941	28/18	299	31	13	15	3	29/31	28/36	32/05
	74/42.0	104/814	34/21	225	24	6	15	3	24/24	19/28	27/55
1993	89/42.5	100/861	28/15	308	32	13	16	3	32/32	28/30	32/15
	82/43.9	77/652	37/14	281	30	6	16	8	29/30	24/29	27/45
1994	97/39.7	119/974	18/8	316	35	15	17	3	32/32	24/29	31/58
	97/42.2	91/763	31/14	234	23	7	12	4	22/22	24/29	28/02
1995	59/40.1	109/839	24/13	407	44	17	21	6	39/39	34/41	32/36
	85/43.3	101/931	30/12	327	37	9	24	4	34/34	23/25	27/24
1996	72/40.7	84/665	27/14	344	39	18	15	6	37/37	23/30	30/08
	86/43.8	97/746	28/17	257	27	7	17	3	26/26	21/26	29/52
1997	64/42.6	95/861	25/14	372	44	19	22	3	40/40	22/25	32/05
	66/42.5	90/708	26/14	307	31	5	24	1	26/26	21/26	27/55
1998	82/43.5	79/690	18/12	263	26	8	13	5	23/23	26/32	30/20
	76/45.8	106/854	28/13	303	30	8	17	5	23/24	32/41	29/40
1999	84/45.2	119/945	19/7	317	35	14	19	2	30/31	25/29	31/28
	92/40.6	101/813	29/14	320	36	10	20	6	34/35	20/26	28/32
2000	91/43.3	81/667	24/11	321	35	19	12	4	32/33	25/30	31/27
	81/43.3	105/876	25/18	255	24	9	13	2	24/24	29/34	28/33
2001	63/41.4	86/737	28/9	352	38	17	16	5	34/37	30/40	34/10
	87/42.3	71/585	27/12	212	26	5	19	2	23/24	9/20	25/50
2002	63/41.0	80/712	26/14	390	43	15	26	2	35/37	29/40	32/47
	77/40.3	106/927	22/12	345	41	16	19	6	37/38	20/26	27/13
2003	84/41.4	111/1,005	24/11	300	33	10	19	4	31/32	23/32	30/42
	91/40.6	96/709	24/11	327	38	14	20	4	32/25	21/24	29/18
2004	67/43.0	99/837	20/8	372	41	16	20	5	40/40	28/33	34/00
	79/42.7	104/875	28/13	251	25	8	14	4	24/24	23/27	26/01
2005	69/41.7	99/876	22/9	389	45	21	21	3	45/45	24/29	31/16
	80/43.3	120/1,031	30/15	258	27	10	15	2	24/25	24/30	28/44
2006	66/41.3	69/611	27/14	353	42	16	23	3	41/41	20/27	31/13
	86/43.8	104/862	16/9	315	36	9	21	6	38/36	21/27	28/47
2007	68/42.4	80/651	21/8	393	46	9	34	3	44/44	23/25	33/18
	82/43.0	73/556	30/14	269	31	6	22	3	29/30	18/22	26/42
2008	78/39.8	95/812	28/10	347	38	16	19	3	36/37	27/31	31/29
	91/42.5	91/801	22/9	223	21	7	12	2	21/21	24/27	28/31
2009	72/42.7	85/760	21/11	368	41	10	28	3	41/41	27/31	32/13
	86/42.8	102/903	21/10	324	37	7	22	8	32/32	22/29	27/47
2010	74/44.3	100/903	22/9	375	41	15	22	4	38/38	29/37	31/53
	81/40.4	86/716	28/14	232	22	5	15	2	18/19	26/30	28/07

## STEELERS YEAR-BY-YEAR LEADERS

## Rushing

Year	Player	Att	Yards	Avg	LG	TDs
1934	Warren Heller	132	528	4.0	—	—
1935	Art Strutt	92	323	3.5	—	1
1936	Warren Heller	106	322	3.0	—	3
1937	John Karcis	128	511	4.0	—	3
1938	Byron White (rookie)	152	567#	3.7	—	4
1939	Boyd Brumbaugh	111	343	3.1	—	3
1940	Lou Tomasetti	68	246	3.6	—	2
1941	Dick Riffe	109	388	3.6	54	1
1942	Bill Dudley (rookie)	162	696#	4.3	42	5
1943	Jack Hinkle	116	571	4.9	—	4
1944	John Grigas	185	610	3.2	—	3
1945	Buist Warren	96	285	3.0	75	2
1946	Bill Dudley	146	604#	4.1	42	3
1947	Johnny Clement	129	670	5.2	43	4
1948	Bob Cifers	112	361	3.2	21	1
1949	Jerry Nuzum	139	611	4.4	64	5
1950	Joe Geri	188	705	3.8	45	2
1951	Fran Rogel	109	385	3.5	51	3
1952	Ray Mathews	66	315	4.7	36	0
1953	Fran Rogel	137	527	3.8	58	2
1954	Fran Rogel	111	415	3.8	16	1
1955	Fran Rogel	168	588	3.5	19	2
1956	Fran Rogel	131	476	3.6	40	2
1957	Billy Wells	154	532	3.5	51	0
1958	Tom Tracy	169	714	4.2	64	5
1959	Tom Tracy	199	794	4.0	51	3
1960	Tom Tracy	192	680	3.4	28	5
1961	John Henry Johnson	213	787	3.9	44	6
1962	John Henry Johnson	251	1,141	4.5	40	7
1963	John Henry Johnson	186	775	4.2	48	4
1964	John Henry Johnson	235	1,048	4.7	45	7
1965	Dick Hoak	131	426	3.2	42	5
1966	Bill Asbury	169	544	3.3	45	7
1967	Don Shy (rookie)	99	341	3.4	33	4
1968	Dick Hoak	175	858	4.9	77†	3
1969	Dick Hoak	151	531	3.5	13	2
1970	John Fuqua	138	691	5.0	85	7
1971	John Fuqua	155	625	4.0	30	4
1972	Franco Harris (rookie)	188	1,055	5.6*	75†	10
1973	Franco Harris	188	698	3.7	35	3
1974	Franco Harris	208	1,006	4.8	54	5
1975	Franco Harris	262	1,246	4.8	36	10
1976**	Franco Harris	289	1,128	3.9	30	14*
	Rocky Bleier	220	1,036	4.7	28	5
1977	Franco Harris	300	1,162	3.9	61†	11
1978	Franco Harris	310	1,082	3.5	37	8
1979	Franco Harris	261	1,186	4.4	71	11
1980	Franco Harris	208	789	3.8	26	4
1981	Franco Harris	242	987	4.1	50	8
1982	Franco Harris	140	604	4.3	21	2
1983	Franco Harris	279	1,007	3.6	19	5
1984	Frank Pollard	213	851	4.0	52	6
1985	Frank Pollard	233	991	4.3	56	3
1986	Earnest Jackson	216	910	4.2	31	5
1987	Earnest Jackson	180	696	3.9	39	1
1988	Merril Hoge	170	705	4.1	20	3
1989	Tim Worley (rookie)	195	770	3.9	38	5
1990	Merril Hoge	203	722	3.8	41†	7
1991	Merril Hoge	165	610	3.7	24	2
1992	Barry Foster	390*†	1,690*†	4.3	69	11†
1993	Leroy Thompson	205	763	3.7	36	3
1994	Barry Foster	216	851	3.9	29†	5
1995	Eric Pegrum	213	813	3.8	38	5
1996	Jerome Bettis	320	1,431	4.5	50†	11
1997	Jerome Bettis	375	1,665	4.4	34	7
1998	Jerome Bettis	316	1,185	3.8	42	3
1999	Jerome Bettis	299	1,091	3.6	35	7
2000	Jerome Bettis	355	1,341	3.8	30	8
2001	Jerome Bettis	225	1,072	4.8	48	4
2002	Amos Zereoue	193	762	3.9	42	4
2003	Jerome Bettis	246	811	3.3	21	7
2004	Jerome Bettis	250	941	3.8	29	13
2005	Willie Parker	255	1,202	4.7	80†	4
2006	Willie Parker	337	1,494	4.4	76	13
2007	Willie Parker	321	1,316	4.1	32	2
2008	Willie Parker	210	791	3.7	34†	5
2009	Rashard Mendenhall	242	1,108	4.6	60	7
2010	Rashard Mendenhall	324	1,273	3.9	50†	13

† AFC Leader \* Tied for NFL lead ‡ Tied for AFC lead \* Team record + Team record for TE † Team record for RB # NFL leader

\*\* Only time team had two 1,000-yard rushers



## STEELERS YEAR-BY-YEAR LEADERS

## Total Yards from Scrimmage

Year	Player	Total Yards	Rush Yards	Rec. Yards
1947	Johnny Clement	676	670	6
1948	Val Jansante	620	3	623
1949	Jerry Nuzum	692	611	81
1950	Joe Geri	738	705	33
1951	Lynn Chandnois	822	332	490
1952	Elbie Nickel	884	0	884
1953	Lynn Chandnois	882	470	412
1954	Ray Mathews	894	242	652
1955	Ray Mathews	949	187	762
1956	Fran Rogel	564	476	88
1957	Jack McClairien	630	0	630
1958	Tom Tracy	1,249	714	535
1959	Tom Tracy	1,067	794	273
1960	Tom Tracy	1,025	680	345
1961	John Henry Johnson	1,111	787	324
1962	John Henry Johnson	1,367	1,141	226
1963	Buddy Dial	1,295	0	1,295
1964	John Henry Johnson	1,117	1,048	69
1965	Gary Ballman	905	46	859
1966	Roy Jefferson	808	36	772
1967	J.R. Wilburn	767	0	767
1968	Roy Jefferson	1,131	57	1,074
1969	Roy Jefferson	1,125	46	1,079
1970	Frenchy Fuqua	980	691	289
1971	Frenchy Fuqua	1,052	625	427
1972	Franco Harris (rookie)	1,235	1,055	180
1973	Franco Harris	767	698	69
1974	Franco Harris	1,206	1,006	200
1975	Franco Harris	1,460	1,246	214
1976	Rocky Bleier	1,330	1,036	294
1977	Franco Harris	1,224	1,162	62
1978	Franco Harris	1,226	1,082	144
1979	Franco Harris	1,477	1,186	291
1980	Franco Harris	985	789	196
1981	Franco Harris	1,237	987	250
1982	Franco Harris	853	604	249
1983	Franco Harris	1,285	1,007	278
1984	John Stallworth	1,395	0	1,395*
1985	Frank Pollard	1,241	991	250
1986	Walter Abercrombie	1,272	877	395
1987	Earnest Jackson	748	696	52
1988	Merril Hoge	1,192	705	487
1989	Louis Lipps	1,124	180	944
1990	Merril Hoge	1,114	772	342
1991	Merril Hoge	989	610	379
1992	Barry Foster	2,034*	1,690*	344
1993	Leroy Thompson	1,022	763	259
1994	Byron "Bam" Morris (rookie)	1,040	836	204
1995	Yancey Thigpen	1,308	1	1,307
1996	Jerome Bettis	1,553	1,431	122
1997	Jerome Bettis	1,775	1,665	110
1998	Jerome Bettis	1,275	1,185	90
1999	Jerome Bettis	1,201	1,091	110
2000	Jerome Bettis	1,438	1,341	97
2001	Jerome Bettis	1,120	1,072	48
2002	Hines Ward	1,471	142	1,329
2003	Hines Ward	1,224	61	1,163
2004	Hines Ward	1,029	25	1,004
2005	Willie Parker	1,420	1,202	218
2006	Willie Parker	1,716	1,494	222
2007	Willie Parker	1,480	1,316	164
2008	Hines Ward	1,047	4	1,043
2009	Rashard Mendenhall	1,369	1,108	260
2010	Rashard Mendenhall	1,440	1,273	167

† AFC Leader \* Tied for NFL lead § Tied for AFC lead \* Team record + Team record for TE ‡ Team record for RB # NFL leader

\*\* Only time team had two 1,000-yard rushers

## STEELERS YEAR-BY-YEAR LEADERS

## Passing

Year	Player	Att	Comp	Yards	TDs	Ints	Rtg.
1934	Warren Heller	112	31	511	—	15	—
1935	Warren Heller	41	9	88	—	—	—
1936	Ed Matesic	138	64	850	—	16	—
1937	Ed Fiske	43	17	318	—	4	—
1938	Frank Filchok (rookie)	101	41	469	—	11	—
1939	Hugh McCullough (rookie)	100	32	443	2	12	14.3
1940	Bill Patterson	117	34	529	—	15	—
1941	Boyd Brumbaugh	41	13	260	2	8	31.7
1942	Bill Dudley (rookie)	94	35	438	2	5	37.4
1943	Roy Zimmerman	124	43	846	9	17	44.2
1944	Johnny Grigas	131	50	690	6	21	31.6
1945	Buist Warren	92	36	368	0	10	11.8
1946	Bill Dudley	90	32	452	2	9	20.3
1947	Johnny Clement	123	52	1,004	7	9	59.9
1948	Ray Evans	137	64	924	5	17	41.9
1949	Joe Geri (rookie)	77	31	554	5	5	60.2
1950	Joe Geri	113	41	866	6	15	42.3
1951	Chuck Ortman (rookie)	139	56	671	3	13	24.0
1952	Jim Finks	336	158	2,307	2#	19	66.1
1953	Jim Finks	292	131	1,484	8	14	49.7
1954	Jim Finks	306	164	2,003	14	19	63.6
1955	Jim Finks	344	165	2,270	10	26*	47.6
1956	Ted Marchbroda	275	124	1,585	12	19	49.6
1957	Earl Morrall	289	139	1,900	11	12	64.7
1958	Bobby Layne	268	133	2,339	14	12	78.4
1959	Bobby Layne	297	142	1,986	20	21	62.6
1960	Bobby Layne	209	103	1,814	13	17	66.3
1961	Rudy Bukich	156	89	1,253	11	16	67.2
1962	Bobby Layne	233	116	1,686	9	17	56.3
1963	Ed Brown	362	168	2,982	21	20	71.5
1964	Ed Brown	272	121	1,990	12	19	55.2
1965	Bill Nelsen	270	121	1,917	8	17	52.8
1966	Ron Smith	181	79	1,249	8	12	54.4
1967	Kent Nix	268	136	1,587	8	19	49.5
1968	Dick Shiner	304	148	1,856	18	17	64.5
1969	Dick Shiner	209	97	1,422	7	10	60.4
1970	Terry Bradshaw (rookie)	218	83	1,410	6	24	30.6
1971	Terry Bradshaw	373	203	2,259	13	22	59.8
1972	Terry Bradshaw	308	147	1,887	12	12	64.1
1973	Terry Bradshaw	180	89	1,183	10	15	54.7
1974	Joe Gilliam	212	96	1,274	4	8	55.4
1975	Terry Bradshaw	286	165	2,055	18	9	87.8
1976	Terry Bradshaw	192	92	1,177	10	9	65.3
1977	Terry Bradshaw	314	162	2,523	17	19	71.2
1978	Terry Bradshaw	368	207	2,915†	28	20	84.8
1979	Terry Bradshaw	472	259	3,724	26	25	77.0
1980	Terry Bradshaw	424	218	3,339	24	22	75.1
1981	Terry Bradshaw	370	201	2,887	22	14	84.0
1982	Terry Bradshaw	240	127	1,768	17	11	81.4
1983	Cliff Stoudt	381	197	2,553	12	21	60.8
1984	Mark Malone	272	147	2,137	16	17	73.3
1985	Mark Malone	233	117	1,428	13	7	75.6
1986	Mark Malone	425	216	2,444	15	18	62.6
1987	Mark Malone	336	156	1,896	6	19	46.5
1988	Bubby Brister	370	175	2,634	11	14	65.3
1989	Bubby Brister	342	187	2,365	9	10	73.1
1990	Bubby Brister	387	223	2,725	20	14	81.6
1991	Neil O'Donnell	286	156	1,963	11	7	78.8
1992	Neil O'Donnell	313	185	2,283	13	9	83.6
1993	Neil O'Donnell	486	270	3,208	14	7	79.5
1994	Neil O'Donnell	370	212	2,443	13	9	78.9
1995	Neil O'Donnell	416	246	2,970	17	7	87.7
1996	Mike Tomczak	401	222	2,767	15	17	71.8
1997	Kordell Stewart	440	236	3,020	21	17	75.2
1998	Kordell Stewart	458	252	2,560	11	18	62.9
1999	Mike Tomczak	258	139	1,625	12	8	75.8
2000	Kordell Stewart	289	151	1,860	11	8	73.6
2001	Kordell Stewart	442	266	3,106	14	11	81.7
2002	Tommy Maddox	377	234	2,836	20	16	85.2
2003	Tommy Maddox	519*	298	3,414	18	17	75.3
2004	Ben Roethlisberger (rookie)	295	196	2,621	17*	11	98.1
2005	Ben Roethlisberger	268	168	2,385	17*	9	98.6
2006	Ben Roethlisberger	469	280	3,513	18	23	75.4
2007	Ben Roethlisberger	404	264	3,154	32*	11	104.1*
2008	Ben Roethlisberger	469	281	3,301	17	15	80.1
2009	Ben Roethlisberger	506	337*	4,328*	26	12	100.5
2010	Ben Roethlisberger	389	240	3,200	17	5	97.0

†AFC leader \*Tied for NFL lead ‡Tied for AFC lead \*Team record +Team record for TE †Team record for RB #NFL leader



## STEELERS YEAR-BY-YEAR LEADERS

## Pass Receiving (Receptions)

Year	Player	No	Yards	Avg	LG	TDs
1934	Ben Smith	12	190	15.8	—	0
1935	Jim Levey	11	112	10.2	—	2
1936	Wilbur Sortet	14	197	14.1	—	1
1937	Johnny Blood	10	168	16.8	—	4
1938	Bill Davidson	12	229	19.1	—	0
1939	Sam Boyd (rookie)	21	423	20.1	—	2
1940	George Platukas	15	290	19.3	—	2
1941	Don Looney	10	186	18.6	66	1
1942	Walt Kichiefski	15	189	12.6	26	0
1943	Tony Bova	17	419	24.7	51	5
1944	Ed Rucinski	22	284	12.9	40	1
1945	Tony Bova	15	220	14.7	52	0
1946	Val Jansante	10	136	13.6	34	1
1947	Val Jansante	35	599	17.1	46	5
1948	Val Jansante	39	623	16.0	66	3
1949	Val Jansante	29	445	15.3	47	4
1950	Val Jansante	26	353	13.6	40	0
1951	Hank Minarik (rookie)	35	459	13.1	37	9
1952	Elbie Nickel	55	884	16.1	54	9
1953	Elbie Nickel	62	743	12.0	40	4
1954	Ray Mathews (RB)	44	652	14.8	78	6
1955	Ray Mathews (RB)	42	762	18.1	61	6
1956	Ray Mathews (RB)	31	540	17.4	64	5
1957	Jack McClairn	46	630	13.7	48	2
1958	Jimmy Orr	33	910	27.6	78	7
1959	Jimmy Orr	35	604	17.3	43	5
1960	Buddy Dial	40	972	24.3	70	9
1961	Buddy Dial	53	1,047	19.8	88	12*
1962	Buddy Dial	50	981	19.6	62	6
1963	Buddy Dial	60	1,295	21.6	83	9
1964	Gary Ballman (RB)	47	935	19.9	47	7
1965	Gary Ballman (RB)	40	859	21.5	88	5
1966	John Hilton (TE)	46	603	13.1	32	4
1967	J.R. Wilburn	51	767	15.0	66	5
1968	Roy Jefferson	58	1,074	18.5	62	11
1969	Roy Jefferson	67	1,079	16.1	63	9
1970	Ron Shanklin (rookie)	30	691	23.0	81	4
1971	Ron Shanklin	49	652	13.3	42	6
	John Fuqua (RB)	49	427	8.7	40	1
1972	Ron Shanklin	38	669	17.6	57	3
1973	Ron Shanklin	30	711	23.7	67	10
1974	Frank Lewis	30	365	12.2	31	4
1975	Lynn Swann	49	781	15.9	43	11
1976	Lynn Swann	28	516	18.4	47	3
1977	Lynn Swann	50	789	15.8	47	7
1978	Lynn Swann	61	880	14.4	62	11
1979	John Stallworth	70	1,183	16.9	65t	8
1980	Lynn Swann	44	710	16.1	68t	7
1981	John Stallworth	63	1,098	17.4	55	5
1982	Franco Harris (RB)	31	249	8.0	20	0
1983	Calvin Sweeney	39	577	14.8	42	5
1984	John Stallworth	80	1,395	17.4	51	11
1985	John Stallworth	75	937	12.5	41	5
1986	Walter Abercrombie (RB)	47	395	8.4	27	2
1987	John Stallworth	41	521	12.7	45	2
1988	Louis Lipps	50	973	19.5	89t	5
	Merrill Hoge (RB)	50	487	9.7	40	3
1989	Louis Lipps	50	944	18.9	79t	5
1990	Louis Lipps	50	682	13.6	37	3
1991	Louis Lipps	55	671	12.2	35	2
1992	Jeff Graham	49	711	14.5	51	1
1993	Eric Green (TE)	63+	942+	15.0	71t	5
1994	John L. Williams	51†	378	7.4	23	2
1995	Yancey Thigpen	85	1,307	15.4	43	5
1996	Andre Hastings	72	739	10.3	38	6
1997	Yancey Thigpen	79	1,398*	17.7	69t	7
1998	Courtney Hawkins	66	751	11.4	53	1
1999	Troy Edwards (rookie)	61	714	11.7	41	5
	Hines Ward	61	638	10.5	42	7
2000	Hines Ward	48	672	14.0	77t	4
2001	Hines Ward	94	1,003	10.7	34	4
2002	Hines Ward	112*	1,329	11.9	72t	12*
2003	Hines Ward	95	1,163	12.2	50	10
2004	Hines Ward	80	1,004	12.6	58	4
2005	Hines Ward	69	975	14.1	85t	11
2006	Hines Ward	74	975	13.2	70t	6
2007	Hines Ward	71	732	10.3	25	7
2008	Hines Ward	81	1,043	12.9	49	7
2009	Hines Ward	95	1,167	12.3	54	6
2010	Mike Wallace	60	1,257	21.0	56t	10

† AFC Leader \* Tied for NFL lead ‡ Tied for AFC lead \* Team record + Team record for TE † Team record for RB # NFL leader

## STEELERS YEAR-BY-YEAR LEADERS

## Scoring

Year	Player	TDs	PAFs	FGs	TP
1935	Armand Niccolai	0	10	6	28
1936	Armand Niccolai	0	7	7	28
1937	Johnny "Blood" McNally	5	0	0	30
1938	Byron White (rookie)/Bill Sortet	4	0	0	24
1939	Armand Niccolai	0	15	3	24
1940	Armand Niccolai	0	6	6	24
1941	Art Jones	5	0	0	30
1942	Bill Dudley (rookie)	6	0	0	36
1943	Ernie Steele/Bob Thurbon	6	0	0	36
1944	Bob Thurbon	5	0	0	30
1945	Bill Dudley	3	2	0	20
1946	Bill Dudley	5	12	2	48
1947	Steve Lach	9	0	0	54
1948	Joe Glamp	3	26	4	56
1949	Joe Geri (rookie)	5	12	1	45
1950	Joe Geri	3	22	8	64
1951	Joe Geri	4	22	7	67
1952	Elbie Nickel	9	0	0	54
1953	Nick Bolkovac	1	27	4	45
1954	Ray Mathews	8	0	0	48
1955	Ray Mathews	7	0	0	42
1956	Elbie Nickel/Lynn Chandnois	5	0	0	30
1957	Earl Girard	4	2	1	29
1958	Tom Miner	0	31	14	73
1959	Bobby Layne	2	32	11	77
1960	Tom Tracy	9	0	3	63
1961	Buddy Dial	12	0	0	72
1962	Lou Michaels	0	32	26	110
1963	Lou Michaels	0	32	21	95
1964	Mike Clark	0	28	13	67
1965	Mike Clark	0	19	11	52
1966	Mike Clark	0	34	21	97
1967	Mike Clark	0	35	12	71
1968	Roy Jefferson	12	0	0	72
1969	Gene Mingo	0	26	12	62
1970	John Fuqua	9	0	0	54
1971	Roy Gerela	0	27	17	78
1972	Roy Gerela	0	35	28	119
1973	Roy Gerela	0	36	29	123
1974	Roy Gerela	0	33	20	93†
1975	Roy Gerela	0	44	17	95
1976	Franco Harris	14	0	0	84
1977	Franco Harris	11	0	0	66
1978	Roy Gerela	0	44	17	95
1979	Matt Bahr (rookie)	0	50*	18	104
1980	Matt Bahr	0	39	19	96
1981	Dave Trout (rookie)	0	38	12	74
1982	Gary Anderson (rookie)	0	22	10	52
1983	Gary Anderson	0	38	27	119†
1984	Gary Anderson	0	45	24	117†
1985	Gary Anderson	0	40	33#	139†
1986	Gary Anderson	0	32	21	95
1987	Gary Anderson	0	21	22	87
1988	Gary Anderson	0	34	28	118
1989	Gary Anderson	0	28	21	91
1990	Gary Anderson	0	32	20	92
1991	Gary Anderson	0	31	23	100
1992	Gary Anderson	0	29	28	113
1993	Gary Anderson	0	32	28	116
1994	Gary Anderson	0	32	24	104
1995	Norm Johnson	0	39	34*	141†*
1996	Norm Johnson	0	37	23	106
1997	Norm Johnson	0	40	22	106
1998	Norm Johnson	0	21	26	99
1999	Kris Brown (rookie)	0	30	25	105
2000	Kris Brown	0	32	25	107
2001	Kris Brown	0	34	30	124
2002	Hines Ward	12	0	0	78
2003	Jeff Reed	0	31	23	100
2004	Jeff Reed	0	40	28	124
2005	Jeff Reed	0	45	24	117
2006	Jeff Reed	0	41	20	101
2007	Jeff Reed	0	44	23	113
2008	Jeff Reed	0	36	27	117
2009	Jeff Reed	0	41	27	122
2010	Rashard Mendenhall	13	0	0	78

†AFC Leader \*Tied for NFL lead §Tied for AFC lead \* Team record + Team record for TE ‡ Team record for RB # NFL leader



## STEELERS YEAR-BY-YEAR LEADERS

## Interceptions

Year	Player	No	Yards	LG	TDs
1946	Bill Dudley	10#	242	80t	1
1947	Tony Compagno	4	168	64t	2*
	Walt Slater	4	38	38	0
1948	Tony Compagno	7t	79	82t	1
1949	Howard Hartley	6	63	41	0
1950	Howard Hartley	5	84	38	0
1951	Howard Hartley	10	69	23	0
1952	Jack Butler	7	168	41	0
1953	Jack Butler	9	147	28	1
1954	Paul Cameron (rookie)	7	118	32	0
1955	Richie McCabe (rookie)	3	29	25	0
1956	Jack Butler	6	113	34	0
1957	Jack Butler	10	85	20	0
1958	Jack Butler	9	81	19	0
1959	Dean Derby	7	127	24	0
1960	Dick Moegle	6	49	31	0
1961	John Sample	8	141	42	0
1962	Clendon Thomas	7	48	15	0
1963	Clendon Thomas	8	122	32	0
1964	Brady Keys	2	11	11	0
1964	Dick Haley	2	11	8	0
	Willie Daniel	2	4	4	0
1965	Jim Bradshaw	5	117	82t	1
1966	Marv Woodson	4	91	56t	1
1966	Jim Bradshaw	4	82	28	1
	Brady Keys	4	0	0	0
1967	Marv Woodson	7	49	24	0
1968	Paul Martha	3	43	23	0
	Ray May	3	31	25t	1
	Marv Woodson	3	23	12	0
1969	Bob Hohn	5	64	24	0
	Paul Martha	5	37	15	0
1970	Lee Calland	7	38	21	0
1971	John Rowser	4	94	70t	1
1972	Jack Ham	7	83	32t	1
1973	Mike Wagner	8*	134	38	0
1974	Glen Edwards	5	153	59	1
	J.I. Thomas	5	22	14	0
	Jack Ham	5	13	10	0
1975	Mel Blount	11#*	121	47	0
1976	Glen Edwards	6	95	55	0
	Mel Blount	6	75	28	0
1977	Mel Blount	6	65	37	0
1978	Tony Dungy	6	95	65	0
1979	Jack Lambert	6	29	23	0
1980	Donnie Shell	7	135	67	0
1981	Mel Blount	6	106	50t	1
	Jack Lambert	6	76	31	0
1982	Dwayne Woodruff	5§	53	30	0
	Donnie Shell	5§	27	18	0
1983	Rick Woods	5	53	31	0
	Donnie Shell	5	18	18	0
1984	Donnie Shell	7	71	52t	1
1985	Dwayne Woodruff	5	80	33	0
1986	Lupe Sanchez	3	71	67t	1
	Eric Williams	3	44	25	0
	Donnie Shell	3	29	17	0
	Rick Woods	3	26	23	0
	Harvey Clayton	3	18	14	0
	Bryan Hinkle	3	7	6	0
1987	Dwayne Woodruff	5	91	33t	1
1988	Dwayne Woodruff	4	109	78t	1
	Rod Woodson	4	98	29	0
1989	Dwayne Woodruff	4	57	35	0
1990	Rod Woodson	5	67	34	0
1991	Thomas Everett	4	53	27	0
1992	Darren Perry (rookie)	6	69	34	0
1993	Rod Woodson	8	138	63t	1
1994	Darren Perry	7	112	42	0
1995	Willie Williams	7†	122	63t	1
1996	Rod Woodson	6	121	43t	1
1997	Donnell Woolford	4	91	34	0

† AFC Leader \* Tied for NFL lead § Tied for AFC lead \* Team record + Team record for TE † Team record for RB # NFL leader

## STEELERS YEAR-BY-YEAR LEADERS

## Interceptions (Continued)

Year	Player	No	Yards	LG	TDs
1998	Dewayne Washington	5	178	78t	2
1999	Scott Shields (rookie)	4	75	25	0
	Dewayne Washington	4	1	1	0
2000	Dewayne Washington	5	59	31	0
	Chad Scott	5	49	33	0
2001	Chad Scott	5	204	62	2
2002	Joey Porter	4	153	84	0
	Brent Alexander	4	37	25	0
2003	Brent Alexander	4	63	34	0
2004	Troy Polamalu	5	58	26t	1
2005	Chris Hope	3	60	55	0
2006	Troy Polamalu	3	51	49	0
	Bryant McFadden	3	39	39	0
2007	Ike Taylor	3	56	51t	1
2008	Troy Polamalu	7	59	23	0
2009	Troy Polamalu	3	17	16	0
	Ryan Clark	3	0	0	0
2010	Troy Polamalu	7	101	45t	1

## Quarterback Sacks

Year	Player	No.	Year	Player	No.
1972	Joe Greene	11.0	1991	Jerrold Williams	9.0
1973	L.C. Greenwood	8.5	1992	Greg Lloyd	6.5
1974	Ernie Holmes	11.5	1993	Kevin Greene	12.5
1975	Ernie Holmes	8.5	1994	Kevin Greene	14.0
1976	Joe Greene	6.0	1995	Kevin Greene	9.0
1977	Steve Furness	8.5	1996	Chad Brown	13.0
1978	L.C. Greenwood	9.0	1997	Carnell Lake	6.0
1979	L.C. Greenwood	7.0	1998	Jason Gildon	11.0
	Steve Furness	7.0	1999	Jason Gildon	8.5
1980	L.C. Greenwood	5.0	2000	Jason Gildon	13.5
1981	Gary Dunn	8.0	2001	Jason Gildon	12.0
1982	Tom Beasley	6.0	2002	Jason Gildon	9.0
	Gary Dunn	6.0		Joey Porter	9.0
1983	Keith Willis	14.0	2003	Kimo von Oelhoffen	8.0
1984	Mike Merriweather	15.0	2004	Aaron Smith	8.0
1985	Keith Willis	12.0	2005	Joey Porter	10.5
1986	Keith Willis	5.5	2006	Joey Porter	7.0
1987	Mike Merriweather	5.5	2007	James Harrison	8.5
1988	Tim Johnson	4.0	2008	James Harrison	16.0*
1989	Greg Lloyd	7.0	2009	LaMarr Woodley	13.5
1990	Gerald Williams	6.0	2010	James Harrison	10.5

† AFC Leader \* Tied for NFL lead ‡ Tied for AFC lead \* Team record + Team record for TE † Team record for RB # NFL leader



# STEELERS 100/300-YARD PERFORMANCES

## 300-Yard Passing Games by Steelers

### Before 1970 NFL Merger

Date	Opponent	Score	Player	No./Yards	TDs
11-16-52	at Cleveland	[L 29-28]	Jim Finks	306	4 TDs
9-26-54	at Green Bay	[W 21-20]	Jim Finks	327	N/A
11-5-55	at Chicago Cards	[L 27-13]	Jim Finks	337	N/A
12-13-58	Chicago Cards	[W 38-21]	Bobby Layne	409	N/A
12-18-66	at Atlanta	[W 57-33]	Bill Nelsen	334	N/A

### Since 1970 NFL Merger

Date	Opponent	Score	Player	No.-Comp.-Yards	TDs	Int.
9-22-74	at Denver [ot]	[T 35-35]	Joe Gilliam	50-31-348	1 TD	1 Int.
**1-21-79	vs. Dallas	[W 35-31]	Terry Bradshaw	30-17-318	4 TDs	1 Int.
11-4-79	Washington	[W 38-7]	Terry Bradshaw	27-15-311	4 TDs	1 Int.
11-25-79	Cleveland	[W 33-30]	Terry Bradshaw	44-30-364	1 TD	1 Int.
12-2-79	Cincinnati	[W 37-17]	Terry Bradshaw	29-17-339	2 TDs	1 Int.
***1-20-80	vs. Los Angeles Rams	[W 31-19]	Terry Bradshaw	21-14-309	2 TDs	3 Int.
10-26-80	at Cleveland	[L 27-26]	Cliff Stoudt	37-18-310	0 TDs	1 Int.
9-6-81	Kansas City	[L 37-33]	Terry Bradshaw	36-21-319	2 TDs	2 Int.
*1-9-83	San Diego	[L 31-28]	Terry Bradshaw	39-28-335	2 TDs	2 Int.
*1-6-85	at Miami	[L 45-28]	Mark Malone	36-20-312	3 TDs	3 Int.
9-30-85	Cincinnati	[L 37-24]	Mark Malone	44-26-374	3 TDs	2 Int.
12-21-86	Kansas City	[L 24-19]	Mark Malone	43-22-351	0 TDs	1 Int.
9-25-88	at Buffalo	[L 36-28]	Bubby Brister	36-22-330	2 TDs	3 Int.
12-4-88	at Houston	[W 37-34]	Bubby Brister	36-17-311	3 TDs	0 Int.
10-14-90	at Denver	[W 34-17]	Bubby Brister	28-21-353	4 TDs	0 Int.
11-10-91	at Cincinnati [ot]	[W 33-27]	Neil O'Donnell	39-24-309	3 TDs	0 Int.
10-24-93	at Cleveland	[L 28-23]	Neil O'Donnell	39-25-355	0 TDs	1 Int.
11-20-94	Miami [ot]	[W 16-13]	Mike Tomczak	42-26-343	0 TDs	0 Int.
**1-15-95	San Diego	[L 17-13]	Neil O'Donnell	54-32-349	1 TD	0 Int.
10-19-95	Cincinnati	[L 27-9]	Neil O'Donnell	52-30-359	0 TDs	1 Int.
11-5-95	at Chicago [ot]	[W 37-34]	Neil O'Donnell	52-34-341	2 TDs	2 Int.
11-19-95	at Cincinnati	[W 49-31]	Neil O'Donnell	31-24-377	3 TDs	0 Int.
12-24-95	at Green Bay	[L 24-19]	Neil O'Donnell	55-33-318	1 TD	0 Int.
10-7-96	at Kansas City	[W 17-7]	Mike Tomczak	32-20-338	0 TDs	1 Int.
10-26-97	Jacksonville	[W 23-17]	Kordell Stewart	42-25-317	2 TDs	1 Int.
12-7-97	Denver	[W 35-24]	Kordell Stewart	29-18-303	3 TDs	1 Int.
12-16-01	at Baltimore	[W 26-21]	Kordell Stewart	31-20-333	2 TDs	0 Int.
11-10-02	Atlanta [ot]	[T 34-34]	Tommy Maddox	41-28-473	4 TDs	1 Int.
*1-5-03	Cleveland	[W 36-33]	Tommy Maddox	38-30-367	3 TDs	2 Int.
9-14-03	at Kansas City	[L 41-20]	Tommy Maddox	47-28-336	1 TD	3 Int.
9-28-03	Tennessee	[L 30-13]	Tommy Maddox	47-31-332	0 TDs	2 Int.
11-17-03	at San Francisco	[L 30-14]	Tommy Maddox	44-25-327	1 TD	1 Int.
11-30-03	Cincinnati	[L 24-20]	Tommy Maddox	42-28-313	1 TD	1 Int.
12-18-04	at New York Giants	[W 33-30]	Ben Roethlisberger	28-18-316	1 TD	2 Int.
12-4-05	Cincinnati	[L 38-31]	Ben Roethlisberger	41-29-386	3 TDs	3 Int.
10-29-06	at Oakland	[L 20-13]	Ben Roethlisberger	37-25-301	1 TD	4 Int.
11-5-06	Denver	[L 31-20]	Ben Roethlisberger	54-38#-433	1 TD	3 Int.
*1-5-08	Jacksonville	[L 31-29]	Ben Roethlisberger	42-29-337	2 TDs	3 Int.
10-5-08	at Jacksonville	[W 26-21]	Ben Roethlisberger	41-26-309	3 TDs	1 Int.
11-16-08	San Diego	[W 11-10]	Ben Roethlisberger	41-31-308	0 TDs	1 Int.
12-21-08	Tennessee	[L 31-14]	Ben Roethlisberger	39-25-329	2 TDs	2 Int.
9-10-09	Tennessee	[W 13-10]	Ben Roethlisberger	43-33-363	1 TD	2 Int.
10-4-09	San Diego	[W 38-28]	Ben Roethlisberger	33-26-333	2 TDs	0 Int.
10-19-09	Cleveland	[W 27-14]	Ben Roethlisberger	35-23-417	2 TDs	1 Int.
11-22-09	at Kansas City	[L 27-24]	Ben Roethlisberger	42-32-398	3 TDs	2 Int.
12-20-09	Green Bay	[W 37-36]	Ben Roethlisberger	46-29-503#	3 TDs	0 Int.
10-24-10	at Miami	[W 23-22]	Ben Roethlisberger	27-19-302	2 TDs	0 Int.
11-14-10	New England	[L 39-26]	Ben Roethlisberger	49-30-387	3 TDs	1 Int.
12-23-10	Carolina	[W 27-3]	Ben Roethlisberger	32-22-320	1 TD	0 Int.

### Since 1970 NFL Merger

Total Games with 300-Yards Passing: 49 Wins: 25 Losses: 22 Ties: 2

Total Home Games with 300-Yards Passing: 26 Wins: 13 Losses: 12 Ties: 1

Total Away Games with 300-Yards Passing: 21 Wins: 10 Losses: 10 Ties: 1

Total Neutral Games with 300-Yards Passing: 2 Wins: 2 Losses: 0

\*AFC Playoff game \*\*AFC Championship game \*\*\*Super Bowl #Team record

## STEELERS 100/300-YARD PERFORMANCES

## 300-Yard Passing Games by Steelers Opponents

## Before 1970 NFL Merger

Date	Opponent	Score	Player	No.-Comp.-Yards	TDs	Int.
9-28-69	at Philadelphia	[L 41-27]	Norm Snead	30-22-335	5 TDs	1 Int.

## Since 1970 NFL Merger

Date	Opponent	Score	Player	No.-Comp.-Yards	TDs	Int.
12-21-71	New York Giants	[W 17-13]	Fran Tarkenton	41-27-302	1 TD	2 Int.
11-2-75	at Cincinnati	[W 30-24]	Ken Anderson	42-19-331	3 TDs	3 Int.
9-12-76	at Oakland	[L 31-28]	Ken Stabler	38-21-342	3 TDs	4 Int.
12-10-77	at Cincinnati	[L 17-10]	Ken Anderson	33-15-303	1 TD	1 Int.
11-5-78	New Orleans	[W 20-14]	Archie Manning	32-22-344	1 TD	1 Int.
10-7-79	at Cleveland	[W 51-35]	Brian Sipe	41-22-365	5 TDs	3 Int.
11-25-79	Cleveland	[W 33-30]	Brian Sipe	38-23-333	3 TDs	1 Int.
10-26-80	at Cleveland	[L 27-26]	Brian Sipe	46-28-349	4 TDs	1 Int.
11-9-80	at Tampa Bay	[W 24-21]	Doug Williams	45-21-302	3 TDs	1 Int.
12-22-80	at San Diego	[L 26-17]	Dan Fouts	37-21-308	0 TDs	0 Int.
9-27-81	New England	[W 27-21]	Matt Cavanaugh	42-22-325	1 TD	1 Int.
10-18-81	at Cincinnati	[L 34-7]	Ken Anderson	28-16-346	2 TDs	0 Int.
11-15-81	at Atlanta	[W 34-20]	Steve Bartkowski	50-33-416	2 TDs	2 Int.
12-20-81	at Houston	[L 21-20]	Gifford Nielsen	37-24-377	3 TDs	2 Int.
9-13-82	at Dallas	[W 36-28]	Danny White	36-25-347	4 TDs	2 Int.
9-19-82	Cincinnati	[W 26-20]	Ken Anderson	38-27-323	0 TDs	3 Int.
1-2-83	Cleveland	[W 37-21]	Paul McDonald	47-22-313	3 TDs	4 Int.
*1-9-83	San Diego	[L 31-28]	Dan Fouts	42-27-333	3 TDs	0 Int.
9-18-83	at Houston	[W 40-28]	Archie Manning	35-16-300	1 TD	4 Int.
10-16-83	Cleveland	[W 44-17]	Brian Sipe	49-27-310	0 TDs	6 Int.
12-2-84	at Houston	[L 23-20]	Warren Moon	45-27-303	1 TD	3 Int.
1-6-85	at Miami	[L 45-28]	Dan Marino	32-21-421	4 TDs	1 Int.
12-8-85	at San Diego	[L 54-44]	Dan Fouts	33-21-372	3 TDs	3 Int.
11-23-86	at Cleveland [ot]	[L 37-31]	Bernie Kosar	46-28-414	2 TDs	1 Int.
9-13-87	San Francisco	[W 30-17]	Joe Montana	49-34-316	2 TDs	3 Int.
10-25-87	Cincinnati	[W 23-20]	Boomer Esiason	32-20-303	2 TDs	2 Int.
**11-1-87	at Miami	[L 35-24]	Dan Marino	31-25-332	4 TDs	2 Int.
11-22-87	at Cincinnati	[W 30-16]	Boomer Esiason	53-30-409	0 TDs	3 Int.
12-13-87	at San Diego	[W 20-16]	Dan Fouts	52-29-334	1 TD	1 Int.
9-11-88	at Washington	[L 30-29]	Doug Williams	52-30-430	2 TDs	1 Int.
11-6-88	at Cincinnati	[L 42-7]	Boomer Esiason	23-16-318	3 TDs	2 Int.
9-17-89	at Cincinnati	[L 41-10]	Boomer Esiason	27-16-328	2 TDs	0 Int.
10-29-89	Kansas City	[W 23-17]	Steve DeBerg	36-24-338	1 TD	2 Int.
*12-31-89	at Houston [ot]	[W 26-23]	Warren Moon	48-29-315	2 TDs	0 Int.
9-8-91	at Buffalo	[L 52-34]	Jim Kelly	43-31-363	6 TDs	2 Int.
11-10-91	at Cincinnati [ot]	[W 33-27]	Boomer Esiason	43-32-361	1 TD	1 Int.
11-17-91	Washington	[L 41-14]	Mark Rypien	28-21-325	2 TDs	0 Int.
11-24-91	Houston	[W 26-14]	Warren Moon	48-42-324	2 TDs	5 Int.
12-22-91	Cleveland	[W 17-10]	Bernie Kosar	49-28-335	1 TD	3 Int.
9-6-92	at Houston	[W 29-24]	Warren Moon	45-29-330	2 TDs	5 Int.
11-15-92	Detroit	[W 17-14]	Erik Kramer	37-20-304	1 TD	1 Int.
12-13-93	at Miami	[W 21-20]	Steve DeBerg	44-27-344	1 TD	2 Int.
11-20-94	Miami	[L 16-14]	Dan Marino	45-31-312	1 TD	1 Int.
12-16-95	New England	[L 41-27]	Drew Bledsoe	60-39-336	3 TDs	1 Int.
12-24-95	at Green Bay	[W 24-19]	Brett Favre	32-23-301	2 TDs	0 Int.
9-22-97	at Jacksonville	[L 30-21]	Mark Brunell	42-24-306	1 TD	0 Int.
12-2-99	at Jacksonville	[L 20-6]	Mark Brunell	37-25-308	1 TD	0 Int.
12-10-00	at New York Giants	[L 30-10]	Kerry Collins	35-24-333	2 TDs	1 Int.
11-25-01	at Tennessee	[W 34-24]	Steve McNair	37-23-334	2 TDs	2 Int.
9-15-02	Oakland	[L 30-17]	Rich Gannon	64-43-403	1 TD	2 Int.
10-21-02	Indianapolis	[W 28-10]	Peyton Manning	48-32-304	1 TD	3 Int.
10-26-03	St. Louis	[L 33-21]	Marc Bulger	37-22-375	1 TD	0 Int.
11-9-03	Arizona	[W 28-15]	Jeff Blake	43-23-307	2 TDs	0 Int.
9-12-04	Oakland	[W 24-21]	Rich Gannon	37-20-305	2 TDs	2 Int.
9-25-05	New England	[L 23-20]	Tom Brady	41-31-372	0 TDs	1 Int.
11-12-06	New Orleans	[W 38-31]	Drew Brees	47-31-398	1 TD	0 Int.
12-9-07	at New England	[L 34-13]	Tom Brady	46-32-399	4 TDs	0 Int.
*1-11-09	San Diego	[W 35-24]	Philip Rivers	35-21-377	3 TDs	1 Int.
**2-1-09	vs. Arizona	[W 27-23]	Kurt Warner	43-31-377	3 TDs	1 Int.
10-25-09	vs. Minnesota	[W 27-17]	Brett Favre	50-33-334	0 TDs	1 Int.
12-6-09	vs. Oakland	[L 27-24]	Bruce Gradkowski	33-20-308	3 TDs	0 Int.
12-20-09	vs. Green Bay	[W 37-36]	Aaron Rodgers	48-26-383	3 TDs	0 Int.
10-31-10	at New Orleans	[L 20-10]	Drew Brees	44-34-305	2 TDs	1 Int.
11-14-10	New England	[L 39-26]	Tom Brady	43-30-350	3 TDs	0 Int.
**2-6-11	vs. Green Bay	[L 31-25]	Aaron Rodgers	39-24-304	3 TDs	0 Int.

## Since 1970 NFL Merger

Total Games with 300-Yards Passing: 66 Wins: 37 Losses: 29

Total Home Games with 300-Yards Passing: 29 Wins: 20 Losses: 9

Total Away Games with 300-Yards Passing: 35 Wins: 15 Losses: 20

Total Neutral Games with 300-Yards Passing: 2 Wins: 1 Losses: 1

\*AFC Playoff game \*\*AFC Championship game \*\*\*Super Bowl #Team record



# STEELERS 100/300-YARD PERFORMANCES

## 100-Yard Rushing Games by Steelers

### Before 1970 NFL Merger

Date	Opponent	Score	Player	Yards	TDs
11-20-49	at Green Bay	[W 30-7]	Jerry Nuzum	168	
10-24-53	Green Bay	[W 31-14]	Fran Rogel	168	
12-11-60	Philadelphia	[W 27-21]	John Henry Johnson	182	
10-10-64	at Cleveland	[W 23-7]	John Henry Johnson	200	

### Since 1970 NFL Merger

Date	Opponent	Score	Player	No./Yards	TDs
12-20-70	at Philadelphia	[L 30-20]	Frenchy Fuqua	20-218	(2 TDs)
9-19-71	at Chicago	[L 17-15]	Frenchy Fuqua	17-114	
10-24-71	Houston	[W 23-16]	Frenchy Fuqua	16-113	(1 TD)
11-7-71	Cleveland	[W 26-9]	Frenchy Fuqua	30-131	
10-15-72	Houston	[W 24-7]	Franco Harris	19-115	(1 TD)
10-22-72	New England	[W 33-3]	Frenchy Fuqua	17-111	
10-29-72	at Buffalo	[W 38-21]	Franco Harris	15-138	(2 TDs)
11-5-72	Cincinnati	[W 40-17]	Franco Harris	15-101	
11-12-72	Kansas City	[W 16-7]	Franco Harris	17-134	(1 TD)
11-19-72	at Cleveland	[L 26-24]	Franco Harris	12-136	(1 TD)
11-26-72	Minnesota	[W 23-10]	Franco Harris	17-128	(1 TD)
12-3-72	Cleveland	[W 30-0]	Franco Harris	20-102	(2 TDs)
9-16-73	Detroit	[W 24-10]	Frenchy Fuqua	26-100	
10-21-73	New York Jets	[W 26-14]	Franco Harris	25-102	(1 TD)
12-3-73	at Miami	[L 30-26]	Franco Harris	15-105	(1 TD)
10-6-74	at Houston	[W 13-7]	Preston Pearson	15-117	(1 TD)
10-28-74	Atlanta	[W 24-17]	Franco Harris	28-141	(1 TD)
11-17-74	at Cleveland	[W 26-16]	Franco Harris	23-156	
11-25-74	at New Orleans	[W 28-7]	Franco Harris	19-114	
12-8-74	at New England	[W 21-17]	Franco Harris	29-136	(1 TD)
**12-29-74	at Oakland	[W 24-13]	Franco Harris	29-111	(2 TDs)
***12-12-75	vs. Minnesota	[W 16-6]	Franco Harris	34-158	(1 TD)
10-26-75	at Green Bay	[W 16-13]	Rocky Bleier	35-163	
11-2-75	at Cincinnati	[W 30-24]	Franco Harris	27-157	
11-16-75	Kansas City	[W 28-3]	Franco Harris	17-119	
11-24-75	at Houston	[W 32-9]	Franco Harris	21-149	(2 TDs)
12-7-75	Cleveland	[W 31-7]	Franco Harris	25-103	(2 TDs)
12-13-75	Cincinnati	[W 35-14]	Franco Harris	20-118	(2 TDs)
12-20-75	at Los Angeles Rams	[L 10-3]	Franco Harris	21-126	
*12-27-75	Baltimore	[W 28-10]	Franco Harris	27-153	
9-19-76	Cleveland	[W 31-14]	Franco Harris	25-118	(1 TD)
10-17-76	Cincinnati	[W 23-6]	Franco Harris	41#-143	(2 TDs)
10-24-76	at New York Giants	[W 27-0]	Franco Harris	27-106	(2 TDs)
10-31-76	San Diego	[W 23-0]	Reggie Harrison	13-108	
11-7-76	at Kansas City	[W 45-0]	Franco Harris	23-117	(2 TDs)
			Rocky Bleier	15-102	
11-14-76	Miami	[W 14-3]	Rocky Bleier	20-110	
			Franco Harris	22-110	(1 TD)
12-5-76	Tampa Bay	[W 42-0]	Rocky Bleier	29-118	(3 TDs)#
12-11-76	at Houston	[W 21-0]	Rocky Bleier	22-107	
			Franco Harris	23-104	(1 TD)
*12-19-76	at Baltimore	[W 40-14]	Franco Harris	18-132	
9-19-77	San Francisco	[W 27-0]	Franco Harris	27-100	(2 TDs)
11-20-77	Dallas	[W 28-13]	Franco Harris	29-179	(2 TDs)
12-4-77	Seattle	[W 30-20]	Franco Harris	23-103	
10-8-78	Atlanta	[W 31-7]	Franco Harris	20-104	
12-3-78	at Houston	[W 13-3]	Franco Harris	27-102	
*12-30-78	Denver	[W 33-10]	Franco Harris	24-105	(2 TDs)
9-23-79	Baltimore	[W 17-13]	Sidney Thornton	13-129	
10-7-79	at Cleveland	[W 51-35]	Franco Harris	19-153	(2 TDs)
10-22-79	Denver	[W 42-7]	Franco Harris	17-121	(2 TDs)
10-28-79	Dallas	[W 14-3]	Franco Harris	18-102	(2 TDs)
11-25-79	Cleveland	[W 33-30]	Franco Harris	32-151	(1 TD)
12-16-79	Buffalo	[W 28-0]	Franco Harris	21-100	(2 TDs)
10-5-80	at Minnesota	[W 23-17]	Franco Harris	22-102	(1 TD)
11-30-80	Miami	[W 23-10]	Franco Harris	28-116	(1 TD)
9-20-81	New York Jets	[W 38-10]	Russell Davis	13-100	(1 TD)
11-1-81	San Francisco	[L 17-14]	Franco Harris	17-104	
11-29-81	Los Angeles Rams	[W 24-0]	Franco Harris	18-114	(1 TD)
9-13-82	at Dallas	[W 36-28]	Franco Harris	24-103	
12-26-82	New England	[W 37-14]	Franco Harris	23-101	
1-2-83	Cleveland	[W 37-21]	Franco Harris	23-120	(1 TD)
9-11-83	at Green Bay	[W 25-21]	Franco Harris	22-118	(1 TD)
9-18-83	at Houston	[W 40-28]	Franco Harris	26-115	(1 TD)
9-25-83	New England	[L 28-23]	Franco Harris	25-106	
10-23-83	at Seattle	[W 27-21]	Franco Harris	31-132	(1 TD)

\*AFC Playoff game \*\*AFC Championship game \*\*\*Super Bowl #Team record

## STEELERS 100/300-YARD PERFORMANCES

## 100-Yard Rushing Games by Steelers (Continued)

Date	Opponent	Score	Player	No./Yards	TDs
12-10-83	at New York Jets	[W 34-7]	Franco Harris	26-103	
10-14-84	at San Francisco	[W 20-17]	Frank Pollard	24-105	
10-28-84	Atlanta	[W 35-10]	Frank Pollard	14-111	(1 TD)
11-25-84	San Diego	[W 52-24]	Walter Abercrombie	19-109	
12-16-84	at Los Angeles Raiders	[W 13-7]	Walter Abercrombie	28-111	
11-17-85	at Houston	[W 30-7]	Frank Pollard	23-123	(1 TD)
			Walter Abercrombie	23-107	(1 TD)
10-26-86	Cincinnati	[W 30-9]	Earnest Jackson	21-132	(1 TD)
			Walter Abercrombie	22-109	
12-7-86	Detroit	[W 27-17]	Earnest Jackson	28-147	(1 TD)
12-13-86	at New York Jets	[W 45-24]	Earnest Jackson	23-101	
9-13-87	San Francisco	[W 30-17]	Earnest Jackson	25-103	
10-4-87	at Atlanta	[W 28-12]	Earnest Jackson	29-104	(1 TD)
10-18-87	Indianapolis	[W 21-7]	Earnest Jackson	24-134	
11-8-87	at Kansas City	[W 17-16]	Earnest Jackson	23-125	
12-6-87	Seattle	[W 13-9]	Frank Pollard	22-106	(1 TD)
10-23-88	Denver	[W 39-21]	Rodney Carter	11-105	(1 TD)
11-13-88	Philadelphia	[L 27-26]	Merril Hoge	21-102	
12-18-88	Miami	[W 40-24]	Warren Williams	16-117	
12-3-89	Houston	[L 23-16]	Tim Worley	18-103	
12-17-89	New England	[W 28-10]	Tim Worley	19-104	(1 TD)
*12-31-89	at Houston [ot]	[W 26-23]	Merril Hoge	17-100	(1 TD)
*1-7-90	at Denver	[L 24-23]	Merril Hoge	16-120	(1 TD)
12-9-90	New England	[W 24-3]	Merril Hoge	19-117	(2 TDs)
12-23-90	Cleveland	[W 35-0]	Barry Foster	16-100	
9-9-91	at Buffalo	[L 52-34]	Barry Foster	9-121	(1 TD)
9-6-92	at Houston	[W 29-24]	Barry Foster	26-107	(1 TD)
9-13-92	New York Jets	[W 27-10]	Barry Foster	33-190	(2 TDs)
9-27-92	at Green Bay	[L 17-3]	Barry Foster	12-117	
10-19-92	Cincinnati	[W 20-0]	Barry Foster	24-108	
10-25-92	at Kansas City	[W 27-3]	Barry Foster	24-105	(1 TD)
11-1-92	Houston	[W 21-20]	Barry Foster	31-118	(1 TD)
11-15-92	Detroit	[W 17-14]	Barry Foster	25-106	
11-22-92	Indianapolis	[W 30-14]	Barry Foster	28-168	(2 TDs)
11-29-92	at Cincinnati	[W 21-9]	Barry Foster	25-102	(2 TDs)
12-6-92	Seattle	[W 20-14]	Barry Foster	33-125	(1 TD)
12-20-92	Minnesota	[L 6-3]	Barry Foster	24-118	
12-27-92	Cleveland	[W 23-13]	Barry Foster	26-103	(1 TD)
*1-9-93	Buffalo	[L 24-3]	Barry Foster	20-104	
9-19-93	Cincinnati	[W 34-7]	Barry Foster	23-103	
10-10-93	San Diego	[W 16-3]	Barry Foster	23-110	
10-17-93	New Orleans	[W 37-14]	Leroy Thompson	16-101	
11-7-93	at Cincinnati	[W 24-16]	Barry Foster	25-120	(1 TD)
11-15-93	Buffalo	[W 23-0]	Leroy Thompson	30-108	(1 TD)
9-18-94	Indianapolis	[W 31-21]	Barry Foster	31-179	(1 TD)
10-3-94	Houston	[W 30-14]	Barry Foster	21-115	(1 TD)
10-23-94	at New York Giants	[W 10-6]	Bam Morris	29-146	(1 TD)
12-4-94	at Cincinnati	[W 38-15]	Bam Morris	24-108	(2 TDs)
12-18-94	Cleveland	[W 17-7]	Barry Foster	32-106	(1 TD)
*1-7-95	Cleveland	[W 29-9]	Barry Foster	24-133	
11-13-95	Cleveland	[W 20-3]	Eric Pegram	26-112	
11-19-95	at Cincinnati	[W 49-31]	Bam Morris	16-101	(3 TDs)#
12-3-95	Houston	[W 21-7]	Bam Morris	18-102	(1 TD)
12-10-95	at Oakland	[W 29-10]	Eric Pegram	26-122	
*1-6-96	Buffalo	[W 40-21]	Bam Morris	25-106	(2 TDs)
9-8-96	Buffalo	[W 31-17]	Jerome Bettis	20-133	(2 TDs)
9-16-96	Baltimore	[W 24-6]	Jerome Bettis	21-116	(1 TD)
9-29-96	Houston	[W 30-16]	Jerome Bettis	29-115	
10-7-96	at Kansas City	[W 17-7]	Jerome Bettis	27-103	(1 TD)
10-13-96	Cincinnati	[W 20-10]	Jerome Bettis	28-109	
10-27-96	at Atlanta	[W 20-17]	Jerome Bettis	26-126	(1 TD)
11-3-96	St. Louis	[W 42-6]	Jerome Bettis	19-129	(2 TDs)
11-10-96	at Cincinnati	[L 34-24]	Jerome Bettis	21-111	(2 TDs)
11-25-96	at Miami	[W 24-17]	Jerome Bettis	27-119	
12-1-96	at Baltimore	[L 31-17]	Jerome Bettis	24-105	
12-15-96	San Francisco	[L 25-15]	Eric Pegram	20-103	
12-22-96	at Carolina	[L 18-14]	Kordell Stewart	7-102	(1 TD)
*12-29-96	Indianapolis	[W 42-14]	Jerome Bettis	25-102	(2 TDs)
9-7-97	Washington	[W 14-13]	Jerome Bettis	27-134	(1 TD)
9-22-97	at Jacksonville	[L 30-21]	Jerome Bettis	21-114	
10-5-97	at Baltimore	[W 42-34]	Jerome Bettis	28-137	
10-12-97	Indianapolis	[W 24-22]	Jerome Bettis	30-164	(1 TD)
10-19-97	at Cincinnati	[W 26-10]	Jerome Bettis	34-135	(1 TD)
11-3-97	at Kansas City	[L 13-10]	Jerome Bettis	17-103	
11-9-97	Baltimore	[W 37-0]	Jerome Bettis	24-114	(1 TD)

\*AFC Playoff game \*\*AFC Championship game \*\*\*Super Bowl #Team record



# STEELERS 100/300-YARD PERFORMANCES

## 100-Yard Rushing Games by Steelers (Continued)

Date	Opponent	Score	Player	No./Yards	TDs
11-16-97	Cincinnati	[W 20-3]	Jerome Bettis	25-101	
11-30-97	at Arizona [ot]	[W 26-20]	Jerome Bettis	36-142	(3 TDs)#
12-7-97	Denver	[W 35-24]	Jerome Bettis	25-125	
**1-11-98	Denver	[L 24-21]	Jerome Bettis	23-105	
9-13-98	Chicago	[W 17-12]	Jerome Bettis	21-131	(1 TD)
9-27-98	Seattle	[W 13-10]	Jerome Bettis	28-138	
10-26-98	at Kansas City	[W 20-13]	Jerome Bettis	33-119	
11-9-98	Green Bay	[W 27-20]	Jerome Bettis	34-100	
12-20-98	Cincinnati	[L 25-24]	Jerome Bettis	21-104	(1 TD)
12-28-98	at Jacksonville	[L 21-3]	Jerome Bettis	26-139	
10-17-99	at Cincinnati	[W 17-3]	Jerome Bettis	26-111	(2 TDs)
12-26-99	Carolina	[W 30-20]	Jerome Bettis	33-137	(1 TD)
9-17-00	at Cleveland	[L 23-20]	Jerome Bettis	23-133	(1 TD)
10-8-00	at New York Jets	[W 20-3]	Jerome Bettis	25-107	(1 TD)
10-15-00	Cincinnati	[W 15-0]	Jerome Bettis	29-101	
10-22-00	Cleveland	[W 22-0]	Jerome Bettis	33-105	(1 TD)
11-12-00	Philadelphia	[L 26-23]	Jerome Bettis	30-134	(1 TD)
12-3-00	Oakland	[W 21-20]	Jerome Bettis	24-128	
12-16-00	Washington	[W 24-3]	Jerome Bettis	25-104	
9-30-01	at Buffalo	[W 20-3]	Jerome Bettis	22-114	
10-7-01	Cincinnati	[W 16-7]	Jerome Bettis	23-153	
10-14-01	at Kansas City	[W 20-17]	Jerome Bettis	19-112	
10-21-01	at Tampa Bay	[W 17-10]	Jerome Bettis	17-143	(1 TD)
11-11-01	at Cleveland	[W 15-12]	Jerome Bettis	29-163	
12-23-01	Detroit	[W 47-14]	Chris Fuamatu-Ma'aafala	26-126	
10-13-02	at Cincinnati	[W 34-7]	Jerome Bettis	21-109	(2 TDs)
11-3-02	at Cleveland	[W 23-20]	Amos Zereoue	29-111	
11-10-02	Atlanta [ot]	[T 34-34]	Amos Zereoue	37-123	
12-7-03	Oakland	[W 27-7]	Jerome Bettis	27-106	(1 TD)
12-21-03	San Diego	[W 40-24]	Jerome Bettis	32-115	(1 TD)
9-26-04	at Miami	[W 13-3]	Duce Staley	22-101	
10-3-04	Cincinnati	[W 28-17]	Duce Staley	25-123	
10-10-04	Cleveland	[W 34-23]	Duce Staley	21-117	(1 TD)
10-31-04	New England	[W 34-20]	Duce Staley	25-125	
11-7-04	Philadelphia	[W 27-3]	Jerome Bettis	33-149	
11-14-04	at Cleveland	[W 24-10]	Jerome Bettis	29-103	(2 TDs)
11-21-04	at Cincinnati	[W 19-14]	Jerome Bettis	29-129	
11-28-04	Washington	[W 16-7]	Jerome Bettis	31-100	(1 TD)
12-18-04	at New York Giants	[W 33-30]	Jerome Bettis	36-140	(1 TD)
12-26-04	Baltimore	[W 20-7]	Jerome Bettis	27-117	
1-2-05	at Buffalo	[W 29-24]	Willie Parker	19-102	
*1-15-05	New York Jets	[W 20-17]	Jerome Bettis	27-101	(1 TD)
9-11-05	Tennessee	[W 34-7]	Willie Parker	22-161	(1 TD)
9-18-05	at Houston	[W 27-7]	Willie Parker	25-111	(1 TD)
10-23-05	at Cincinnati	[W 27-13]	Willie Parker	18-131	(1 TD)
12-11-05	Chicago	[W 21-9]	Jerome Bettis	17-101	(2 TDs)
12-24-05	at Cleveland	[W 41-0]	Willie Parker	17-130	(1 TD)
1-1-06	Detroit	[W 35-21]	Willie Parker	26-135	
9-7-06	Miami	[W 28-17]	Willie Parker	29-115	
9-24-06	Cincinnati	[L 28-20]	Willie Parker	31-133	(2 TDs)
10-15-06	Kansas City	[W 45-7]	Willie Parker	21-109	(2 TDs)
11-12-06	New Orleans	[W 38-31]	Willie Parker	22-213	(2 TDs)
12-7-06	Cleveland	[W 27-7]	Willie Parker	22-223#	(1 TD)
12-17-06	at Carolina	[W 37-3]	Willie Parker	23-132	(1 TD)
12-31-06	at Cincinnati [ot]	[W 23-17]	Willie Parker	37-134	(2 TDs)
9-9-07	at Cleveland	[W 34-7]	Willie Parker	27-109	
9-16-07	Buffalo	[W 26-3]	Willie Parker	23-126	(1 TD)
9-23-07	San Francisco	[W 37-16]	Willie Parker	24-133	
10-07-07	Seattle	[W 21-0]	Willie Parker	28-102	
10-28-07	at Cincinnati	[W 24-13]	Willie Parker	22-126	
11-11-07	Cleveland	[W 31-28]	Willie Parker	25-105	
12-9-07	at New England	[L 34-13]	Willie Parker	21-124	
12-16-07	Jacksonville	[L 29-22]	Willie Parker	14-100	
12-20-07	at St. Louis	[W 41-24]	Najeh Davenport	24-123	(1 TD)
9-7-08	Houston	[W 38-17]	Willie Parker	25-138	(3 TDs)#
9-14-08	at Cleveland	[W 10-6]	Willie Parker	28-105	
10-19-08	at Cincinnati	[W 38-10]	Mewelde Moore	20-120	(2 TDs)
11-16-08	San Diego	[W 11-10]	Willie Parker	25-125	
12-28-08	Cleveland	[W 31-0]	Willie Parker	23-116	(1 TD)
1-11-09	San Diego	[W 35-24]	Willie Parker	27-146	(2 TDs)
10-4-09	San Diego	[W 38-28]	Rashard Mendenhall	29-165	(2 TDs)
11-9-09	at Denver	[W 28-10]	Rashard Mendenhall	22-155	
12-6-09	Oakland	[L 27-24]	Rashard Mendenhall	20-103	(1 TD)
9-12-10	Atlanta	[W 15-9 OT]	Rashard Mendenhall	22-120	(1 TD)
9-26-10	at Tampa Bay	[W 38-13]	Rashard Mendenhall	19-143	(1 TD)
11-28-10	at Buffalo	[W 19-16 OT]	Rashard Mendenhall	36-151	(1 TD)
**1-23-11	N.Y. Jets	[W 24-19]	Rashard Mendenhall	27-121	(1 TD)

Since 1970 NFL Merger

Total Games with 100-Yards Rushing: 213 Wins: 181 Losses: 31 Ties: 1

Total Home Games with 100-Yards Rushing: 127 Wins: 112 Losses: 14 Ties: 1

Total Away Games with 100-Yards Rushing: 85 Wins: 68 Losses: 17

Total Neutral Games with 100-Yards Rushing: 1 Wins: 1 Losses: 0

\*AFC Playoff game \*\*AFC Championship game

\*\*Super Bowl #Team record

## STEELERS 100/300-YARD PERFORMANCES

## 100-Yard Rushing Games by Steelers Opponent

## Before 1970 NFL Merger

Date	Opponent	Score	Player	No./Yards	TDs
11-27-49	at Philadelphia	[L 34-17]	Steve Van Buren	27-205	
12-18-60	at St. Louis	[L 38-7]	John David Crow	24-203	
11-9-69	at Chicago	[L 38-7]	Gale Sayers	27-109	
11-30-69	at St. Louis	[L 47-10]	Cleophus Edwards	13-128	

## Since 1970 NFL Merger

Date	Opponent	Score	Player	No./Yards	TDs
10-25-70	at Oakland	[L 31-14]	Hewitt Dixon	19-106	
11-22-70	at Cincinnati	[L 34-7]	Paul Robinson	18-119	(1 TD)
11-7-71	Cleveland	[W 26-9]	Leroy Kelly	22-102	(1 TD)
10-8-72	at Dallas	[L 17-13]	Calvin Hill	23-108	(1 TD)
10-29-72	at Buffalo	[W 38-21]	D.J. Simpson	22-189	(1 TD)
11-19-72	at Cleveland	[L 26-24]	Leroy Kelly	21-107	
10-14-73	at Cincinnati	[L 19-7]	Boobie Clark	28-112	(1 TD)
9-22-74	at Denver (ot)	[T 35-35]	Otis Armstrong	19-131	
9-28-75	Buffalo	[L 30-21]	D.J. Simpson	23-227	(1 TD)
10-19-75	Chicago	[W 34-3]	Mike Adamele	17-110	
10-4-76	at Minnesota	[L 17-6]	Chuck Foreman	27-148	(2 TDs)
10-23-77	Houston	[W 27-10]	Ronnie Coleman	26-114	
11-13-77	Cleveland	[W 35-31]	Greg Pruitt	19-108	
11-27-77	at New York Jets	[W 23-20]	Scott Dierking	23-107	
11-12-78	at Los Angeles Rams	[L 10-7]	John Capeletti	20-106	
12-10-79	at Houston	[L 20-17]	Earl Campbell	33-109	
11-23-80	at Buffalo	[L 28-13]	Joe Cribbs	24-110	
12-22-80	at San Diego	[L 26-17]	Chuck Muncie	26-114	(1 TD)
12-7-81	at Oakland	[L 30-27]	Kenny King	11-102	
12-12-82	at Buffalo	[L 13-0]	Joe Cribbs	30-143	
*1-9-83	San Diego	[L 31-28]	Chuck Muncie	25-126	(2 TDs)
10-16-83	Cleveland	[W 44-17]	Boyce Green	28-137	(2 TDs)
10-30-83	Tampa Bay	[W 17-12]	James Wilder	42-126	
11-24-83	at Detroit	[L 45-3]	Billy Sims	26-106	(2 TDs)
12-4-83	Cincinnati	[L 23-10]	Pete Johnson	38-126	(2 TDs)
*1-1-84	at Los Angeles Raiders	[L 38-10]	Marcus Allen	13-121	(2 TDs)
12-9-84	Cleveland	[W 23-20]	Earnest Byner	15-103	
9-30-85	Cincinnati	[L 37-24]	James Brooks	18-133	(2 TDs)
10-13-85	at Dallas	[L 27-13]	Tony Dorsett	21-113	(1 TD)
12-15-85	Buffalo	[W 30-24]	Greg Bell	19-123	
12-21-85	at New York Giants	[L 28-10]	Joe Morris	36-202	(3 TDs)
9-7-86	at Seattle	[L 30-0]	Curt Warner	21-114	
11-9-86	at Buffalo	[L 16-12]	Robb Riddick	25-108	(1 TD)
11-23-86	at Cleveland (ot)	[L 37-31]	Kevin Mack	24-106	(1 TD)
12-13-86	at New York Jets	[W 45-24]	Freeman McNeil	23-137	
10-11-87	at Los Angeles Rams	[L 31-21]	Charles White	33-166	(1 TD)
11-1-87	at Miami	[L 35-24]	Troy Stradford	19-110	(1 TD)
11-15-87	Houston	[L 23-3]	Mike Rozier	29-112	
11-6-88	at Cincinnati	[L 42-7]	Ickey Woods	10-110	(3 TDs)
12-11-88	at San Diego	[L 20-14]	Gary Anderson	26-170	
9-17-89	at Cincinnati	[L 41-10]	James Brooks	20-113	(1 TD)
10-8-89	Cincinnati	[L 26-16]	James Brooks	17-127	(2 TDs)
10-29-89	Kansas City	[W 23-17]	Christian Okoye	23-101	
11-5-89	at Denver	[L 34-7]	Bobby Humphrey	25-105	(2 TDs)
12-3-89	Houston	[L 23-16]	Lorenzo White	23-115	(1 TD)
11-18-90	at Cincinnati	[L 27-3]	James Brooks	20-105	
9-8-91	at Buffalo	[L 52-34]	Thurman Thomas	15-107	
11-3-91	at Denver	[L 20-13]	Greg Lewis	19-111	(1 TD)
11-28-91	at Dallas	[L 20-10]	Ermitt Smith	32-109	(1 TD)
9-6-92	at Houston	[W 29-24]	Lorenzo White	13-100	
11-8-92	at Buffalo	[L 28-20]	Thurman Thomas	37-155	(1 TD)
11-29-92	at Cincinnati	[W 21-9]	Harold Green	16-116	
12-20-92	Minnesota	[L 6-3]	Terry Allen	33-172	
*1-9-93	Buffalo	[L 24-3]	Kenneth Davis	10-104	
12-19-93	Houston	[L 26-17]	Gary Brown	20-100	
12-26-93	at Seattle	[L 16-6]	Jon Vaughn	26-131	
9-4-94	Dallas	[W 26-9]	Ermitt Smith	31-179	(1 TD)
9-25-94	at Seattle	[W 30-13]	Chris Warren	26-126	(1 TD)
9-3-95	Detroit	[L 23-20]	Barry Sanders	21-108	
9-24-95	Minnesota	[W 44-24]	Robert Smith	15-115	(1 TD)
12-16-95	New England	[L 41-27]	Curtis Martin	20-202	
12-1-96	at Baltimore	[L 31-17]	Bam Morris	28-100	
*1-11-98	Denver	[L 24-21]	Terrell Davis	26-139	(1 TD)
9-20-98	at Miami	[L 21-0]	Karim Abdul-Jabbar	33-108	(1 TD)
11-1-98	Tennessee	[L 41-31]	Eddie George	34-153	(1 TD)
9-18-99	at Baltimore	[W 23-20]	Eric Rhett	35-101	(1 TD)

\*AFC Playoff game \*\*AFC Championship game \*\*\*Super Bowl #Team record



# STEELERS 100/300-YARD PERFORMANCES

## 100-Yard Rushing Games by Steelers Opponent (Continued)

Date	Opponent	Score	Player	No./Yards	TDs
11-7-99	at San Francisco	[W 27-6]	Charlie Garner	20-166	
12-2-99	at Jacksonville	[L 20-6]	James Stewart	30-145	(1 TD)
12-12-99	Baltimore	[L 31-24]	Priest Holmes	18-130	(1 TD)
9-3-00	Baltimore	[L 16-0]	Priest Holmes	29-119	
11-19-00	Jacksonville	[L 34-24]	Fred Taylor	30-234	(3 TDs)
11-26-00	Cincinnati	[W 48-28]	Corey Dillon	23-128	(2 TDs)
10-14-01	at Kansas City	[W 20-17]	Priest Holmes	20-150	(2 TDs)
9-29-02	Cleveland	[W 16-13]	Jamel White	16-105	(1 TD)
10-6-02	at New Orleans	[L 32-29]	Deuce McAllister	23-123	(2 TDs)
11-10-02	Atlanta	[T 34-34]	Warrick Dunn	20-129	(1 TD)
9-14-03	at Kansas City	[L 41-20]	Priest Holmes	26-122	(3 TDs)
10-5-03	Cleveland	[L 33-13]	William Green	33-115	
12-14-03	at New York Jets	[L 6-0]	Curtis Martin	30-174	
12-28-03	at Baltimore	[L 13-10]	Jamal Lewis	27-114	(1 TD)
10-3-04	Cincinnati	[W 28-17]	Rudi Johnson	24-123	(1 TD)
11-28-05	at Indianapolis	[L 26-7]	Edgerin James	29-124	(1 TD)
11-18-07	at New York Jets	[L 19-16]	Thomas Jones	30-117	
12-16-07	Jacksonville	[L 29-22]	Fred Taylor	25-147	(1 TD)
12-27-09	Baltimore	[W 23-20]	Ray Rice	30-141	

### Since 1970 NFL Merger

Total Games with 100-Yards Rushing: 85 Wins: 24 Losses: 59 Ties: 2

Total Home Games with 100-Yards Rushing: 35 Wins: 14 Losses: 19 Ties: 1

Total Away Games with 100-Yards Rushing: 50 Wins: 9 Losses: 40 Ties: 1

## 100-Yard Receiving Games by Steelers

### Before 1970 NFL Merger

Date	Opponent	Score	Player	No./Yards	TDs
12-4-49	at Chicago Bears	[L 30-21]	Elbie Nickel	7-192	
12-14-52	at Los Angeles Rams	[L 28-14]	Elbie Nickel	10-202	
12-13-58	Chicago Cards	[W 38-21]	Jimmy Orr	205	
10-22-61	Cleveland	[L 30-28]	Buddy Dial	235	
11-3-68	at Atlanta	[W 41-21]	Roy Jefferson	11-199	(4 TDs)#

### Since 1970 NFL Merger

9-27-70	at Denver	[L 16-13]	Ron Shanklin	6-123	
11-29-70	Cleveland	[W 28-9]	Frenchy Fuqua (RB)	4-116	(1 TD)
12-6-70	Green Bay	[L 20-12]	Dave Smith	3-111	(1 TD)
9-19-71	at Chicago	[L 17-15]	Ron Shanklin	6-113	
9-26-71	Cincinnati	[W 21-10]	Dave Smith	8-162	(1 TD)
10-22-72	New England	[W 33-3]	Ron Shanklin	5-111	(1 TD)
11-19-72	at Cleveland	[L 26-24]	Ron Shanklin	5-108	
12-3-72	Cleveland	[W 30-0]	John McMakin (TE)	3-113	(1 TD)
10-28-73	Cincinnati	[W 20-13]	Ron Shanklin	3-104	(1 TD)
12-14-74	Cincinnati	[W 27-3]	John Stallworth	6-105	(1 TD)
9-28-75	Buffalo	[L 30-21]	John Stallworth	3-103	
10-5-75	at Cleveland	[W 42-6]	Lynn Swann	5-126	(1 TD)
			John Stallworth	4-109	(1 TD)
11-2-75	at Cincinnati	[W 30-24]	Lynn Swann	6-116	(2 TDs)
*** 1-18-76	vs. Dallas	[W 21-17]	Lynn Swann	4-161	(1 TD)
** 12-19-76	at Baltimore	[W 40-14]	Frank Lewis	2-103	(1 TD)
10-9-77	at Houston	[L 27-10]	Lynn Swann	6-102	
11-13-77	Cleveland	[W 35-31]	John Stallworth	6-126	(2 TDs)
			Lynn Swann	5-129	(1 TD)
9-17-78	at Cincinnati	[W 28-3]	Bennie Cunningham (TE)	4-107	(1 TD)
10-1-78	at New York Jets	[W 28-17]	Lynn Swann	7-100	(2 TDs)
10-8-78	Atlanta	[W 31-7]	John Stallworth	6-114	(1 TD)
10-23-78	Houston	[L 24-17]	Randy Grossman (TE)	9-116	
11-27-78	at San Francisco	[W 24-7]	Lynn Swann	8-134	(2 TDs)
** 12-30-78	Denver	[W 33-10]	John Stallworth	10-156	(1 TD)
*** 1-21-79	vs. Dallas	[W 35-31]	Lynn Swann	7-124	(1 TD)
			John Stallworth	3-115	(2 TDs)
9-30-79	at Philadelphia	[L 17-14]	John Stallworth	5-102	(1 TD)
10-14-79	at Cincinnati	[L 34-10]	John Stallworth	6-126	(1 TD)
11-4-79	Washington	[W 38-7]	John Stallworth	6-126	(2 TDs)
12-2-79	Cincinnati	[W 37-17]	Lynn Swann	5-192	(2 TDs)
*** 1-20-80	vs. Los Angeles Rams	[W 31-19]	John Stallworth	3-121	(1 TD)
9-7-80	Houston	[W 31-17]	John Stallworth	5-125	(1 TD)
9-28-80	Chicago	[W 38-3]	Jim Smith	6-131	(3 TDs)
10-5-80	at Minnesota	[W 23-17]	Lynn Swann	6-107	
10-20-80	Oakland	[L 45-34]	Jim Smith	6-102	(2 TDs)
			Theo Bell	5-114	(1 TD)
10-26-80	at Cleveland	[L 27-26]	Theo Bell	4-125	
11-9-80	at Tampa Bay	[W 24-21]	Lynn Swann	9-138	(1 TD)
11-30-80	Miami	[W 23-10]	Theo Bell	4-173	

\*AFC Playoff game \*\*AFC Championship game \*\*\*Super Bowl #Team record

## STEELERS 100/300-YARD PERFORMANCES

## 100-Yard Receiving Games by Steelers (Continued)

Date	Opponent	Score	Player	No./Yards	TDs
12-22-80	at San Diego	[L 26-17]	Theo Bell	5-127	
9-6-81	Kansas City	[L 37-33]	John Stallworth	6-107	
9-20-81	New York Jets	[W 38-10]	John Stallworth	8-134	
10-4-81	at New Orleans	[W 20-6]	John Stallworth	7-158	(1 TD)
10-26-81	Houston	[W 26-13]	Jim Smith	5-100	(1 TD)
11-15-81	at Atlanta	[W 34-20]	John Stallworth	6-127	(2 TDs)
9-13-82	at Dallas	[W 36-28]	John Stallworth	7-137	(1 TD)
1-2-83	Cleveland	[W 37-21]	Lynn Swann	5-114	
* 1-9-83	San Diego	[L 31-28]	John Stallworth	8-116	(1 TD)
11-13-83	at Baltimore	[W 24-13]	Calvin Sweeney	6-104	(1 TD)
9-2-84	Kansas City	[L 37-27]	John Stallworth	8-167	(1 TD)
			Louis Lipps	6-183	(2 TDs)
9-16-84	Los Angeles Rams	[W 24-14]	John Stallworth	6-100	
10-1-84	Cincinnati	[W 38-17]	John Stallworth	6-119	
10-21-84	at Indianapolis	[L 17-16]	John Stallworth	5-101	
11-4-84	Houston	[W 35-7]	John Stallworth	4-109	(3 TDs)
11-25-84	San Diego	[W 52-24]	Louis Lipps	7-118	(1 TD)
			John Stallworth	7-116	(3 TDs)
12-2-84	at Houston (ot)	[L 23-20]	John Stallworth	6-113	
** 1-6-85	at Miami	[L 45-28]	John Stallworth	4-111	(2 TDs)
9-8-85	Indianapolis	[W 45-3]	Louis Lipps	9-154	(3 TDs)
9-30-85	Cincinnati	[L 37-24]	John Stallworth	11-151	(1 TD)
			Louis Lipps	5-100	(1 TD)
11-10-85	at Kansas City	[W 36-28]	John Stallworth	7-126	(1 TD)
11-24-85	Washington	[L 30-23]	Louis Lipps	5-121	(1 TD)
12-15-85	Buffalo	[W 30-24]	Louis Lipps	4-116	(1 TD)
12-7-86	Detroit	[W 27-17]	Louis Lipps	8-150	(2 TDs)
10-4-87	at Atlanta	[W 28-12]	Joey Clinkscales	6-150	(1 TD)
10-25-87	Cincinnati	[W 23-20]	John Stallworth	7-100	(1 TD)
9-25-88	at Buffalo	[L 36-28]	Weegie Thompson	4-118	(1 TD)
10-16-88	Houston	[L 34-14]	Louis Lipps	8-109	
11-13-88	Philadelphia	[L 27-26]	Louis Lipps	6-171	(1 TD)
12-4-88	at Houston	[W 37-34]	Louis Lipps	4-166	(2 TDs)
9-17-89	at Cincinnati	[L 41-10]	Louis Lipps	5-122	
10-1-89	at Detroit	[W 23-3]	Louis Lipps	7-126	(1 TD)
10-29-89	Kansas City	[W 23-17]	Louis Lipps	7-130	(2 TDs)
11-12-89	Chicago	[L 20-0]	Louis Lipps	4-112	
12-24-89	at Tampa Bay	[W 31-22]	Louis Lipps	4-137	(2 TDs)
10-14-90	at Denver	[W 34-17]	Louis Lipps	9-141	(1 TD)
12-30-90	at Houston	[L 34-14]	Eric Green (TE)	7-105	
9-1-91	San Diego	[W 26-20]	Dwight Stone	4-124	(1 TD)
9-22-91	at Philadelphia	[L 21-3]	Eric Green (TE)	8-158	(1 TD)
9-13-92	New York Jets	[W 27-10]	Jeff Graham	6-146	
9-27-92	at Green Bay	[L 17-3]	Dwight Stone	5-101	
10-19-92	Cincinnati	[W 20-0]	Jeff Graham	7-115	
10-24-93	at Cleveland	[L 28-23]	Eric Green (TE)	6-108	
11-28-93	at Houston	[L 23-3]	Jeff Graham	8-102	
12-19-93	Houston	[L 26-17]	Jeff Graham	7-192	
12-26-93	at Seattle	[L 16-6]	Eric Green (TE)	7-119	
			Dwight Stone	4-100	
12-24-94	at San Diego	[L 37-34]	Charles Johnson	4-165	(2 TDs)
* 1-7-95	Cleveland	[W 29-9]	Ernie Mills	5-117	
** 1-15-95	San Diego	[L 17-13]	Ernie Mills	8-106	
9-24-95	Minnesota	[L 44-24]	Yancey Thigpen	10-141	(1 TD)
10-8-95	at Jacksonville	[L 20-16]	Yancey Thigpen	6-160	
11-5-95	at Chicago (ot)	[W 37-34]	Yancey Thigpen	10-108	
11-26-95	at Cleveland	[W 20-17]	Yancey Thigpen	5-106	
10-7-96	at Kansas City	[W 17-7]	Charles Johnson	6-125	
10-22-96	Cincinnati	[W 20-10]	Charles Johnson	5-155	(1 TD)
10-25-96	at Atlanta	[W 20-17]	Charles Johnson	8-110	
12-1-96	at Baltimore	[L 31-17]	Charles Johnson	8-117	
* 12-29-96	Indianapolis	[W 42-14]	Charles Johnson	5-109	
10-5-97	at Baltimore	[W 42-34]	Yancey Thigpen	7-162	
10-19-97	at Cincinnati	[W 26-10]	Yancey Thigpen	6-120	(1 TD)
10-26-97	Jacksonville	[W 23-17]	Yancey Thigpen	11-196	
11-9-97	Baltimore	[W 37-0]	Yancey Thigpen	6-130	(1 TD)
11-16-97	Cincinnati	[W 20-3]	Yancey Thigpen	5-101	(1 TD)
11-23-97	at Philadelphia	[L 23-20]	Charles Johnson	7-106	
12-7-97	Denver	[W 35-24]	Yancey Thigpen	6-175	(3 TDs)
11-1-98	Tennessee	[L 41-31]	Courtney Hawkins	14#-147	(1 TD)
			Charles Johnson	9-115	(3 TDs)
1-2-00	Tennessee	[L 47-36]	Bobby Shaw	7-131	(1 TD)
10-29-01	Tennessee	[W 34-7]	Flaxico Burress	6-151	
11-18-01	Jacksonville	[W 20-7]	Hines Ward	9-112	(1 TD)

\*AFC Playoff game \*\*AFC Championship game \*\*\*Super Bowl #Team record



# STEELERS 100/300-YARD PERFORMANCES

## 100-Yard Receiving Games by Steelers *(Continued)*

Date	Opponent	Score	Player	No./Yards	TDs
11-25-01	at Tennessee	[W 34-24]	Plaxico Burress	8-114	(1 TD)
12-9-01	New York Jets	[W 18-7]	Hines Ward	10-124	
12-16-01	at Baltimore	[W 26-21]	Plaxico Burress	8-164	(1 TD)
			Bobby Shaw	2-100	(1 TD)
9-29-02	Cleveland	[W 15-13]	Hines Ward	9-104	
10-13-02	at Cincinnati	[W 34-7]	Plaxico Burress	8-149	
11-10-02	Atlanta [ot]	[T 34-34]	Plaxico Burress	9-253#	(2 TDs)
			Hines Ward	11-139	(1 TD)
11-17-02	at Tennessee	[L 31-23]	Hines Ward	10-168	(2 TDs)
11-24-02	Cincinnati	[W 29-21]	Hines Ward	5-125	(1 TD)
12-15-02	Carolina	[W 30-14]	Plaxico Burress	6-120	(1 TD)
12-23-02	at Tampa Bay	[W 17-7]	Plaxico Burress	5-127	
*1-5-03	Cleveland	[W 36-33]	Hines Ward	11-104	(1 TD)
			Plaxico Burress	6-100	(1 TD)
9-7-03	Baltimore	[W 34-15]	Plaxico Burress	6-116	
9-14-03	at Kansas City	[L 41-20]	Hines Ward	9-146	
			Plaxico Burress	7-115	(1 TD)
11-30-03	Cincinnati	[L 24-20]	Hines Ward	13-149	(1 TD)
			Plaxico Burress	8-112	
9-19-04	at Baltimore	[L 30-13]	Hines Ward	6-151	(1 TD)
10-10-04	Cleveland	[W 34-23]	Plaxico Burress	6-136	(1 TD)
12-18-04	at New York Giants	[W 33-30]	Antwaan Randle El	5-149	(1 TD)
			Hines Ward	9-134	
*1-15-05	New York Jets	[W 20-17]	Hines Ward	10-105	(1 TD)
**1-23-05	New England	[L 41-24]	Hines Ward	5-109	(1 TD)
9-25-05	New England	[L 23-20]	Hines Ward	4-110	(2 TDs)
11-13-05	Cleveland	[W 34-21]	Hines Ward	8-124	(1 TD)
12-4-05	Cincinnati	[L 38-31]	Hines Ward	9-135	(2 TDs)
12-24-05	at Cleveland	[W 41-0]	Hines Ward	7-105	(1 TD)
*1-8-06	at Cincinnati	[W 31-17]	Cedrick Wilson	3-104	(1 TD)
***2-5-06	vs. Seattle	[W 21-10]	Hines Ward	5-123	(1 TD)
9-7-06	Miami	[W 28-17]	Heath Miller (TE)	3-101	(1 TD)
10-22-06	at Atlanta [ot]	[L 41-38]	Hines Ward	8-171	(3 TDs)
11-5-06	Denver	[L 31-20]	Hines Ward	7-127	
12-31-06	at Cincinnati [ot]	[W 23-17]	Santonio Holmes	4-124	(1 TD)
9-30-07	at Arizona	[L 21-14]	Santonio Holmes	6-128	(2 TDs)
11-5-07	Baltimore	[W 38-7]	Santonio Holmes	4-110	(2 TDs)
12-20-07	at St. Louis	[W 41-24]	Santonio Holmes	4-133	
*1-5-08	Jacksonville	[L 31-29]	Hines Ward	10-135	
11-9-08	Indianapolis	[L 24-20]	Hines Ward	8-112	
11-16-08	San Diego	[W 11-10]	Hines Ward	11-124	
12-14-08	at Baltimore	[W 13-9]	Hines Ward	8-107	
12-21-08	at Tennessee	[L 31-14]	Hines Ward	7-109	(1 TD)
***2-1-09	vs. Arizona	[W 27-23]	Santonio Holmes	9-131	(1 TD)
9-10-09	Tennessee	[W 13-10]	Santonio Holmes	9-131	(1 TD)
			Hines Ward	8-103	
9-27-09	at Cincinnati	[L 23-20]	Mike Wallace	7-102	
10-4-09	San Diego	[W 38-28]	Hines Ward	8-113	
10-18-09	Cleveland	[W 27-14]	Hines Ward	8-159	(1 TD)
			Santonio Holmes	5-104	
11-22-09	at Kansas City	[L 27-24]	Hines Ward	10-128	(1 TD)
12-6-09	Oakland	[L 27-24]	Santonio Holmes	9-149	(1 TD)
12-20-09	Green Bay	[W 37-36]	Hines Ward	7-126	
12-20-09	Green Bay	[W 37-36]	Heath Miller	7-118	
9-12-10	Atlanta	[W15-9 OT]	Hines Ward	6-108	
9-26-10	at Tampa Bay	[W 38-13]	Mike Wallace	3-100	(2 TD)
10-24-10	at Miami	[W 23-22]	Hines Ward	7-131	(1 TD)
11-8-10	at Cincinnati	[W 27-21]	Mike Wallace	5-110	(1 TD)
11-14-10	New England	[L 39-26]	Mike Wallace	8-136	(2 TD)
11-21-10	Oakland	[W 35-3]	Mike Wallace	3-116	(1 TD)
11-28-10	at Buffalo	[W 19-16 OT]	Hines Ward	7-107	
12-12-10	Cincinnati	[W 23-7]	Hines Ward	8-115	
12-19-10	N.Y. Jets	[L 22-17]	Mike Wallace	7-102	
12-23-10	Carolina	[W 23-3]	Mike Wallace	4-104	(1 TD)
1-2-11	at Cleveland	[W 41-9]	Mike Wallace	3-105	(1 TD)

### Since 1970 NFL Merger

Total Games with 100-Yards Receiving: 161 Wins: 101 Losses: 59 Ties: 1

Total Home Games with 100-Yards Receiving: 86 Wins: 57 Losses: 28 Ties: 1

Total Away Games with 100-Yards Receiving: 70 Wins: 39 Losses: 31

Total Neutral Games with 100-Yards Receiving: 5 Wins: 5 Losses: 0

\*AFC Playoff game \*\*AFC Championship game \*\*\*Super Bowl #Team record

## STEELERS 100/300-YARD PERFORMANCES

## 100-Yard Receiving Games by Steelers Opponent

Since 1970 NFL Merger

Date	Opponent	Score	Player	No./Yards	TDs
10-25-70	at Oakland	[L 31-14]	Raymond Chester	5-107	(3 TDs)
10-3-71	San Diego	[W 21-17]	Billy Parks	8-111	(1 TD)
10-18-71	at Kansas City	[L 38-16]	Otis Taylor	6-190	(2 TDs)
10-31-71	at Baltimore	[L 34-21]	Ray Perkins	2-124	(1 TD)
			Willie Richardson	4-100	(2 TDs)
			Paul Warfield	3-158	(3 TDs)
11-14-71	at Miami	[L 24-21]	Bob Tucker	5-108	
11-21-71	New York Giants	[W 17-13]	Mike Siani	4-111	(2 TDs)
9-17-72	Oakland	[W 34-28]	Ron Jessie	3-131	(1 TD)
9-16-73	Detroit	[W 24-10]	Fred Biletnikoff	4-105	(1 TD)
11-11-73	at Oakland	[W 17-9]	Cliff Branch	9-186	(1 TD)
*12-29-74	at Oakland	[W 24-13]	Charlie Joiner	5-114	(1 TD)
11-2-75	at Cincinnati	[W 30-24]	Dave Casper (TE)	7-124	(2 TDs)
9-12-76	at Oakland	[L 31-28]	Russ Francis	6-139	(1 TD)
9-26-76	New England	[L 30-27]	Walter White	6-105	
11-7-76	at Kansas City	[W 45-0]	Reggie Pucker	4-104	
11-13-77	Cleveland	[W 35-31]	Billy Brooks	6-166	
12-10-77	at Cincinnati	[L 17-10]	Haven Moses	5-116	(1 TD)
12-16-78	at Denver	[W 21-17]	Haven Moses	5-133	(1 TD)
10-22-79	Denver	[W 42-7]	John Jefferson	5-106	(1 TD)
11-18-79	at San Diego	[L 35-7]	Dave Logan	7-135	(1 TD)
11-25-79	Cleveland (ot)	[W 33-30]	Isaac Curtis	5-119	(2 TDs)
12-2-79	Cincinnati	[W 37-17]	Roger Carr	6-108	
9-14-80	at Baltimore	[W 20-17]	Cliff Branch	5-123	(2 TDs)
10-20-80	Oakland	[L 45-34]	Dave Logan	8-131	
10-26-80	at Cleveland	[L 27-26]	Aundra Thompson	7-106	(2 TDs)
11-2-80	Green Bay	[W 22-20]	Jimmie Giles	6-128	(1 TD)
11-9-80	at Tampa Bay	[W 24-21]	Kellen Winslow (TE)	10-171	
12-22-80	at San Diego	[L 26-17]	Harold Jackson	5-126	
9-27-81	at New England (ot)	[W 27-21]	Ozzie Newsome (TE)	5-120	(1 TD)
10-11-81	Cleveland	[W 13-7]	William Andrews	15-124	
11-15-81	at Atlanta	[W 34-20]	Alfred Jackson	5-109	(1 TD)
			Dave Casper (TE)	6-139	(3 TDs)
12-20-81	at Houston	[L 21-20]	Ozzie Newsome (TE)	9-123	
1-2-83	Cleveland	[W 37-21]	Ricky Feacher	7-109	(2 TDs)
*1-9-83	San Diego	[L 31-28]	Wes Chandler	9-124	
			Kellen Winslow (TE)	7-102	(2 TDs)
9-13-82	at Dallas	[W 36-28]	Tony Hill	6-130	(1 TD)
			Doug Cosbie	5-102	(1 TD)
9-19-82	Cincinnati (ot)	[W 26-20]	Chris Collinsworth	9-144	
11-28-82	at Seattle	[L 16-0]	Steve Largent	5-109	(2 TDs)
12-26-82	New England	[W 37-14]	Stanley Morgan	4-127	(1 TD)
9-11-83	at Green Bay	[W 25-21]	James Lofton	5-169	(3 TDs)
9-25-83	New England	[L 28-23]	Stephen Starring	2-108	(1 TD)
10-16-83	Cleveland	[W 44-17]	Ozzie Newsome (TE)	9-103	
10-23-83	at Seattle	[W 27-21]	Paul Jones	6-118	(1 TD)
12-10-83	at New York Jets	[W 34-7]	Lam Jones	7-146	(1 TD)
9-16-84	Los Angeles Rams	[L 24-14]	Drew Hill	4-152	(1 TD)
10-7-84	Miami	[L 31-7]	Mark Clayton	5-110	
11-25-84	San Diego	[W 52-24]	Wes Chandler	4-105	(1 TD)
12-9-84	at Houston	[L 23-20]	Tim Smith	7-108	
*12-30-84	at Denver	[W 24-17]	Steve Watson	11-177	(1 TD)
*1-6-85	at Miami	[L 45-28]	Mark Duper	5-148	(2 TDs)
			Tony Nathan	8-114	
			Wes Chandler	5-154	(2 TDs)
			Charlie Joiner	6-110	
9-21-86	at Minnesota	[L 31-7]	Hassan Jones	6-140	(2 TDs)
11-16-86	Houston	[W 21-10]	Ernest Givins	8-156	(1 TD)
11-23-86	at Cleveland (ot)	[L 37-31]	Webster Slaughter	6-134	(1 TD)
9-13-87	San Francisco	[W 30-17]	Jerry Rice	8-106	(1 TD)
11-1-87	Miami	[L 35-24]	Mark Duper	5-100	(1 TD)
11-15-87	Houston	[L 23-3]	Drew Hill	4-107	(1 TD)
11-22-87	at Cincinnati	[W 30-16]	Tim McGee	8-139	
12-13-87	at San Diego	[W 20-16]	Wes Chandler	7-116	
12-20-87	at Houston	[L 24-16]	Drew Hill	4-109	(2 TDs)
9-11-88	at Washington	[L 30-29]	Ricky Sanders	5-145	(1 TD)
10-9-88	at Phoenix	[L 31-14]	Roy Green	4-119	
10-16-88	Houston	[L 35-14]	Ernest Givins	5-104	(1 TD)
10-23-88	Denver	[W 39-21]	Ricky Nattiel	3-102	(1 TD)
11-6-88	at Cincinnati	[L 42-7]	Eddie Brown	7-216	(2 TDs)
12-18-88	Miami	[W 40-24]	Scott Schwedes	4-110	
9-17-89	at Cincinnati	[L 41-10]	Tim McGee	6-100	
10-1-89	at Detroit	[W 23-3]	Robert Clark	6-124	

\*AFC Playoff game \*\*AFC Championship game \*\*\*Super Bowl #Team record



# STEELERS 100/300-YARD PERFORMANCES

## 100-Yard Receiving Games by Steelers Opponent (Continued)

Date	Opponent	Score	Player	No./Yards	TDs
10-15-89	at Cleveland	[W 17-7]	Webster Slaughter	7-106	
10-29-89	Kansas City	[W 23-17]	Stephone Paige	7-163	
11-19-89	San Diego	[W 20-17]	Anthony Miller	7-104	(2 TDs)
12-17-89	New England	[W 28-10]	Hart Lee Dykes	10-130	
12-24-89	at Tampa Bay	[W 31-22]	Mark Carrier	6-101	(2 TDs)
*12-31-89	at Houston	[W 26-23]	Ernest Givins	11-136	(2 TDs)
*1-7-90	at Denver	[L 24-23]	Mark Jackson	5-111	
9-23-90	at Los Angeles Rams	[L 20-3]	Mervin Fernandez	5-130	(1 TD)
9-8-91	at Buffalo	[L 52-34]	Don Beebe	10-112	(4 TDs)
			Andre Reed	9-118	(1 TD)
9-22-91	at Philadelphia	[L 23-14]	Roy Green	6-114	
10-20-91	Seattle	[L 27-7]	Tom Kane	6-102	
11-10-91	at Cincinnati	[W 33-27]	Tim McGee	3-101	
11-17-91	Washington	[L 41-14]	Art Monk	8-130	(1 TD)
11-24-91	Houston	[W 26-14]	Haywood Jeffries	8-122	(1 TD)
11-28-91	at Dallas	[L 20-10]	Michael Irvin	8-157	(1 TD)
12-22-91	Cleveland	[W 17-10]	Webster Slaughter	11-138	
11-8-92	at Buffalo	[L 28-21]	Don Beebe	8-101	
11-15-92	Detroit	[W 17-14]	Willie Green	6-115	(1 TD)
9-12-93	at Los Angeles Rams	[L 27-0]	Henry Ellard	9-127	
10-24-93	at Cleveland	[L 28-23]	Michael Jackson	2-106	(1 TD)
11-28-93	at Houston	[L 23-3]	Haywood Jeffries	7-139	(1 TD)
12-13-93	at Miami	[W 21-20]	Terry Kirby (RB)	7-107	
9-4-94	Dallas	[L 26-9]	Michael Irvin	8-139	
11-20-94	Miami (ot)	[W 16-13]	Irving Fryar	6-113	
12-4-94	at Cincinnati	[W 38-15]	Carl Pickens	4-105	(1 TD)
9-3-95	Detroit	[W 23-30]	Herman Moore	10-131	(1 TD)
10-19-95	Cincinnati	[L 27-9]	Carl Pickens	8-108	(1 TD)
11-5-95	at Chicago (ot)	[W 37-34]	Jeff Graham	5-111	
11-19-95	at Cincinnati	[W 49-31]	Carl Pickens	8-129	(1 TD)
12-24-95	at Green Bay	[L 24-19]	Robert Brooks	11-137	(1 TD)
11-3-96	St. Louis	[W 42-6]	Isaac Bruce	7-108	
11-10-96	at Cincinnati	[L 34-24]	Carl Pickens	12-103	
12-1-96	Baltimore	[L 31-17]	Derrick Alexander	7-198	(1 TD)
8-31-97	Dallas	[L 37-7]	Michael Irvin	7-153	(2 TDs)
9-22-97	at Jacksonville	[L 30-21]	Jimmy Smith	10-164	(1 TD)
11-23-97	at Philadelphia	[L 23-20]	Irving Fryar	7-116	(1 TD)
11-30-97	at Arizona (ot)	[W 26-20]	Rob Moore	8-188	
12-7-97	Denver	[W 35-24]	Rod Smith	4-115	(2 TDs)
*1-3-98	New England	[W 7-6]	Shawn Jefferson	9-104	
9-27-98	Seattle	[W 13-10]	Joey Galloway	7-139	
10-11-98	at Cincinnati	[L 25-20]	Carl Pickens	13-204	(1 TD)
11-26-98	at Detroit (ot)	[L 19-16]	Herman Moore	8-148	(1 TD)
12-6-98	New England	[L 23-9]	Terry Glenn	9-193	(1 TD)
12-20-98	Cincinnati	[L 25-24]	Darnay Scott	7-152	(1 TD)
			Brandon Bennett (RB)	3-119	
9-26-99	Seattle	[L 26-10]	Sean Dawkins	5-105	
10-10-99	at Buffalo	[L 24-21]	Eric Moulds	6-122	(1 TD)
10-25-99	Atlanta	[W 13-9]	Terance Mathis	12-166	(1 TD)
11-20-99	Cincinnati	[L 27-20]	Darnay Scott	4-123	(1 TD)
12-2-99	at Jacksonville	[L 20-6]	Jimmy Smith	10-124	(1 TD)
			Keenan McCardell	5-113	
12-12-99	Baltimore	[L 31-24]	Qadry Ismail	6-258	(3 TDs)
12-26-99	Carolina	[W 30-20]	Patrick Jeffers	5-160	(1 TD)
9-3-00	Baltimore	[L 16-0]	Qadry Ismail	7-102	(1 TD)
9-24-00	Tennessee	[L 23-20]	Carl Pickens	2-105	
10-1-00	at Jacksonville	[W 24-13]	Keenan McCardell	11-137	(1 TD)
12-10-00	at New York Giants	[L 30-10]	Amani Toomer	9-136	(1 TD)
12-24-00	at San Diego	[W 34-21]	Jeff Graham	5-113	(1 TD)
9-9-01	at Jacksonville	[L 21-3]	Jimmy Smith	8-126	(2 TDs)
10-21-01	at Tampa Bay	[W 17-10]	Keyshawn Johnson	10-159	
11-25-01	at Tennessee	[W 34-24]	Derrick Mason	7-114	
			Kevin Dyson	4-112	(1 TD)
12-02-01	Minnesota	[W 21-16]	Randy Moss	8-144	(1 TD)
11-10-02	Atlanta (ot)	[T 34-34]	Shawn Jefferson	9-131	(1 TD)
10-26-03	St. Louis	[L 33-21]	Torry Holt	7-174	(1 TD)
11-9-03	Arizona	[W 28-15]	Anquan Bolden	8-118	(1 TD)
11-17-03	at San Francisco	[L 30-14]	Terrell Owens	8-155	(1 TD)
11-30-03	Cincinnati	[L 24-20]	Chad Johnson	6-117	(1 TD)
12-28-03	at Baltimore (ot)	[L 13-10]	Marcus Robinson	6-102	
10-10-04	Cleveland	[W 34-23]	Andre' Davis	5-101	(1 TD)
10-17-04	at Dallas	[W 24-20]	Terry Glenn	7-140	
10-31-04	New England	[W 34-20]	David Givens	8-101	(2 TDs)
9-25-05	New England	[L 23-20]	David Givens	9-130	
11-28-05	at Indianapolis	[L 26-7]	Marvin Harrison	4-128	(1 TD)
10-22-06	at Atlanta (ot)	[L 41-38]	Alge Crumpler (TE)	6-117	(3 TDs)

## STEELERS 100/300-YARD PERFORMANCES

## 100-Yard Receiving Games by Steelers Opponent (Continued)

Date	Opponent	Score	Player	No./Yards	TDs
11-5-06	Denver	[L 31-20]	Javon Walker	6-134	[2 TDs]
11-12-06	New Orleans	[W 38-31]	Marques Colston	10-169	
11-19-06	at Cleveland	[W 24-20]	Braylon Edwards	7-137	
12-7-06	Cleveland	[W 27-7]	Joe Jurevicius	7-111	
12-24-06	Baltimore	[L 31-7]	Mark Clayton	7-108	[1 TD]
12-31-06	at Cincinnati (ot)	[W 23-17]	Chris Henry	4-124	[1 TD]
9-30-07	at Arizona	[L 21-14]	Larry Fitzgerald	11-123	
12-9-07	at New England	[L 34-13]	Randy Moss	7-135	[2 TDs]
			Jabar Gaffney	7-122	[1 TD]
9-7-08	Houston	[W 38-17]	Andre Johnson	10-112	
9-29-08	Baltimore (ot)	[W 23-20]	Derrick Mason	8-137	
10-5-08	at Jacksonville	[W 26-21]	Mike Walker	6-107	
11-9-08	Indianapolis	[L 24-20]	Reggie Wayne	6-114	[1 TD]
12-21-08	at Tennessee	[L 31-14]	Justin Gage	5-104	[1 TD]
2-1-09	vs. Arizona	[W 27-23]	Larry Fitzgerald	7-127	[2 TDs]
10-4-09	San Diego	[W 38-28]	Antonio Gates	9-124	[2 TDs]
11-9-09	at Denver	[W 28-10]	Brandon Marshall	11-112	
11-22-09	at Kansas City (ot)	[L 27-24]	Chris Chambers	4-119	
11-29-09	at Baltimore (ot)	[L 20-17]	Mark Clayton	7-129	
12-6-09	Oakland	[L 27-24]	Louis Murphy	4-128	[1 TD]
12-20-09	Green Bay	[W 37-36]	Greg Jennings	5-118	[1 TD]
9-12-10	Atlanta	[W 15-9 OT]	Roddy White	13-111	
11-8-10	at Cincinnati	[W 27-21]	Terrell Owens	10-141	[2 TDs]
11-28-10	at Buffalo	[W 19-16 OT]	Fred Jackson	5-104	[1 TD]
12-5-10	at Baltimore	[W 13-10]	Anquan Boldin	5-118	[1 TD]
12-19-10	N.Y. Jets	[L 22-17]	Braylon Edwards	8-100	
***2-6-11	vs. Green Bay	[L 31-25]	Jordy Nelson	9-140	[1 TD]

## Since 1970 NFL Merger

Total Games with 100-Yards Receiving: 163 Wins: 83 Losses: 79 Ties: 1

Total Home Games with 100-Yards Receiving: 74 Wins: 43 Losses: 30 Ties: 1

Total Away Games with 100-Yards Receiving: 86 Wins: 38 Losses: 48

Total Neutral Games with 100-Yards Receiving: 2 Wins: 1 Losses: 1

\*AFC Playoff game \*\*AFC Championship game \*\*\*Super Bowl #Team record



# 2010 FINAL REGULAR-SEASON STATISTICS [WON 12, LOST 4]

## Schedule

Date	W-L	Score	Opponent	Attendance
9/12	W	15-9/OT	Atlanta	63,609
9/19	W	19-11	at Tennessee	69,143
9/26	W	38-13	at Tampa Bay	61,036
10/3	L	17-14	Baltimore	64,729
10/17	W	28-10	Cleveland	65,168
10/24	W	23-22	at Miami	69,967
10/31	L	20-10	at New Orleans	70,011
11/8	W	27-21	at Cincinnati	65,626
11/14	L	39-26	New England	64,359
11/21	W	35-3	Oakland	64,987
11/28	W	19-16/OT	at Buffalo	69,642
12/5	W	13-10	at Baltimore	71,418
12/12	W	23-7	Cincinnati	57,501
12/19	L	22-17	N.Y. Jets	62,568
12/23	W	27-3	Carolina	61,748
1/2	W	41-9	at Cleveland	68,303

## Team Statistics

	Pittsburgh	Opponent
Rushing	106	61
Passing	175	182
Penalty	14	29
3rd Down: Made/Att	94/218	70/209
3rd Down Pct.	43.1%	33.5%
4th Down: Made/Att	2/5	10/16
4th Down Pct.	40.0%	62.5%
Possession Avg.	31:53	28:07
Total Net Yards	5525	4429
Avg. Per Game	345.3	276.8
Total Plays	993	974
Avg. Per Play	5.6	4.5
Net Yards Rushing	1924	1004
Avg. Per Game	120.3	62.8
Total Rushes	421	333
Net Yards Passing	3601	3425
Avg. Per Game	225.1	214.1
Sacked/Yards Lost	43/289	48/319
Gross Yards	3890	3744
Attempts/Completions	479/298	593/363
Completion Pct.	62.2%	61.2%
Had Intercepted	9	21
Punts/Average	74/44.3	81/40.4
Net Punting Avg.	37.3	36.4
Penalties/Yards	100/903	86/716
Fumbles/Ball Lost	22/9	28/14
Touchdowns	41	22
Rushing	15	5
Passing	22	15
Returns	4	2

## Score by Period

	Q1	Q2	Q3	Q4	OT	Pts
Steelers	58	148	43	117	9	375
Opponents	49	42	39	102	0	232

## Passing

	Att	Cmp	Yds	Cmp%	TD	Int	Long	Sack/Lost	Rating
Roethlisberger	389	240	3200	61.7%	17	5	56t	32/220	97.0
Batch	49	29	352	59.2%	3	3	46t	4/21	76.2
Dixon	32	22	254	68.8%	0	1	52	5/41	79.4
Leftwich	7	5	42	71.4%	0	0	14	2/7	86.6
Randle El	2	2	42	100.0%	2	0	39t	0/0	158.3
<b>Steelers</b>	<b>479</b>	<b>298</b>	<b>3890</b>	<b>62.2%</b>	<b>22</b>	<b>9</b>	<b>56t</b>	<b>43/289</b>	<b>95.3</b>
<b>Opponents</b>	<b>593</b>	<b>363</b>	<b>3744</b>	<b>61.2%</b>	<b>15</b>	<b>21</b>	<b>67</b>	<b>48/319</b>	<b>73.1</b>

## Scoring

	TD	Ru	Pa	Rt	PAT	FG	2Pt	Pts
Mendenhall 13	13	0	0	0	0/0	0/0	0	78
Reed	0	0	0	0	19/19	15/22	0	64
Suisham	0	0	0	0	19/19	14/15	0	61
Wallace	10	0	10	0	0/0	0/0	0	60
Ward	5	0	5	0	0/0	0/0	0	30
Roethlisberger 2	2	0	0	0	0/0	0/0	0	12
Redman	2	0	2	0	0/0	0/0	0	12
Sanders	2	0	2	0	0/0	0/0	0	12
Miller	2	0	2	0	0/0	0/0	0	12
Woodley	1	0	0	1	0/0	0/0	0	6
Spaeth	1	0	1	0	0/0	0/0	0	6
Keisel	1	0	0	1	0/0	0/0	0	6
Polamalu	1	0	0	1	0/0	0/0	0	6
Brown	1	0	0	1	0/0	0/0	0	6
Moore	0	0	0	0	0/0	0/0	2	4
<b>Steelers</b>	<b>41</b>	<b>15</b>	<b>22</b>	<b>4</b>	<b>38/38</b>	<b>29/37</b>	<b>2</b>	<b>375</b>
<b>Opponents</b>	<b>22</b>	<b>5</b>	<b>15</b>	<b>2</b>	<b>18/19</b>	<b>26/30</b>	<b>1</b>	<b>232</b>

2-Pt. Conversions: Steelers 2-2, Opponents: 1-3  
 Sacks: Harrison 10.5, Woodley 10.0, Farris 6.0,  
 Hood 3.0, Keisel 3.0, Timmons 3.0, McFadden  
 2.0, Gay 2.0, Worlds 2.0, Eason 1.5, Foote 1.0,  
 Polamalu 1.0, Taylor 1.0, Madison 1.0, Hampton 1.0  
 Steelers: 48.0, Opponents: 43.0

## Rushing

	No.	Yds	Avg	Long	TD
Mendenhall	324	1273	3.9	50t	13
Redman	52	247	4.8	23	0
Roethlisberger	34	176	5.2	31	2
Moore	33	99	3.0	18	0
Wallace	5	39	7.8	19	0
Dixon	5	32	6.4	21	0
Batch	7	30	4.3	24	0
Dwyer	9	28	3.1	7	0
Randle El	1	2	2.0	2	0
Ward	1	-2	-2.0	-2	0
<b>Steelers</b>	<b>471</b>	<b>1924</b>	<b>4.1</b>	<b>50t</b>	<b>15</b>
<b>Opponents</b>	<b>333</b>	<b>1004</b>	<b>3.0</b>	<b>24</b>	<b>5</b>

## Receiving

	No.	Yds	Avg	Long	TD
Wallace	60	1257	21.0	56t	10
Ward	59	755	12.8	43	5
Miller	42	512	12.2	36	2
Sanders	28	376	13.4	35	2
Moore	26	205	7.9	29	0
Mendenhall	23	167	7.3	24	0
Randle El	22	253	11.5	34	0
Brown	16	167	10.4	26	0
Spaeth	9	80	8.9	13	1
Redman	9	72	8.0	16t	2
Johnson	4	46	11.5	25	0
Battle	0	0	0	0	0
<b>Steelers</b>	<b>298</b>	<b>3890</b>	<b>13.1</b>	<b>56t</b>	<b>22</b>
<b>Opponents</b>	<b>363</b>	<b>3744</b>	<b>10.3</b>	<b>67</b>	<b>15</b>

## Interceptions

	No.	Yds	Avg	Long	TD
Polamalu	7	101	14.4	45t	1
Clark	2	34	17.0	23	0
Woodley	2	22	11.0	14t	1
Taylor	2	9	4.5	9	0
Timmons	2	5	2.5	5	0
Harrison	2	2	1.0	2	0
McFadden	2	-3	-1.5	0	0
Keisel	1	79	79.0	79t	1
Madison	1	-1	-1.0	-1	0
<b>Steelers</b>	<b>21</b>	<b>248</b>	<b>11.8</b>	<b>79t</b>	<b>3</b>
<b>Opponents</b>	<b>9</b>	<b>122</b>	<b>13.6</b>	<b>62</b>	<b>1</b>

## Punting

	No.	Yds	Avg	Net	TB	In	Lg	B
Sepulveda	56	2550	45.5	39.1	8	16	62	0
Kapinos	14	576	41.1	32.3	2	5	59	0
Suisham	3	115	38.3	34.3	0	1	39	0
Roethlisberger	1	35	35.0	15.0	1	0	35	0
<b>Steelers</b>	<b>74</b>	<b>3276</b>	<b>44.3</b>	<b>37.3</b>	<b>11</b>	<b>22</b>	<b>62</b>	<b>0</b>
<b>Opponents</b>	<b>80</b>	<b>3275</b>	<b>40.4</b>	<b>36.4</b>	<b>5</b>	<b>36</b>	<b>67</b>	<b>1</b>

## Punt Returns

	Ret	FC	Yds	Avg	Long	TD
Brown	19	1	110	5.8	21	0
Randle El	14	17	56	4.0	15	0
Sanders	4	1	60	15.0	38	0
<b>Steelers</b>	<b>37</b>	<b>19</b>	<b>226</b>	<b>6.1</b>	<b>38</b>	<b>0</b>
<b>Opponents</b>	<b>32</b>	<b>25</b>	<b>294</b>	<b>9.2</b>	<b>38</b>	<b>0</b>

## Kickoff Returns

	No.	Yds	Avg	Long	TD
Sanders	25	628	25.1	48	0
Brown	17	397	23.4	89t	1
Redman	4	81	20.3	21	0
Moore	3	47	15.7	17	0
<b>Steelers</b>	<b>49</b>	<b>1153</b>	<b>23.5</b>	<b>89t</b>	<b>1</b>
<b>Opponents</b>	<b>77</b>	<b>1540</b>	<b>20.0</b>	<b>97t</b>	<b>1</b>

## Field Goals

	1-19	20-29	30-39	40-49	50+
Reed	2/2	E/7	5/5	0/4	2/4
Suisham	1/1	4/4	1/1	8/9	0/0
<b>Steelers</b>	<b>3/3</b>	<b>10/11</b>	<b>6/6</b>	<b>8/13</b>	<b>2/4</b>
<b>Opponents</b>	<b>1/1</b>	<b>10/10</b>	<b>10/10</b>	<b>5/8</b>	<b>0/1</b>

Fumbles Lost: Roethlisberger 3, Mendenhall 2,  
 Dixon 1, Sanders 1, Miller 1, Ward 1 Total: 9  
 Opponent Fumble Recoveries: Timmons 2,  
 Woodley 2, Fox 2, Allen 1, McLendon 1, Worlds 1,  
 Farris 1, Hoke 1, Harrison 1, Clark 1, Polamalu 1  
 Total: 14

## 2009 FINAL REGULAR-SEASON STATISTICS [WON 9, LOST 7]

## Schedule

Date	W-L	Score	Opponent	Attendance
9/10	W	13-10/OT	Tennessee	65,110
9/20	L	17-14	at Chicago	62,231
9/27	L	23-20	at Cincinnati	64,538
10/4	W	38-28	San Diego	64,045
10/11	W	28-20	at Detroit	59,333
10/18	W	27-14	Cleveland	64,398
10/25	W	27-17	Minnesota	65,597
11/9	W	28-10	at Denver	76,716
11/15	L	18-12	Cincinnati	65,392
11/22	L	27-24/OT	at Kansas City	70,261
11/29	L	20-17/OT	at Baltimore	71,314
12/6	L	27-24	Oakland	61,820
12/10	L	13-6	at Cleveland	69,009
12/20	W	37-36	Green Bay	57,452
12/27	W	23-20	Baltimore	64,068
1/3	W	30-24	at Miami	70,102

## Team Statistics

	Pittsburgh	Opponent
Total First Downs	331	274
Rushing	96	70
Passing	210	186
Penalty	25	18
3rd Down: Made/Att	80/203	96/227
3rd Down Pct.	39.4%	42.3%
4th Down: Made/Att	8/12	7/10
4th Down Pct.	66.7%	70.0%
Possession Avg.	32:13	27:47
Total Net Yards	594	485
Avg. Per Game	371.3	305.3
Total Plays	1014	967
Avg. Per Play	5.9	5.1
Net Yards Rushing	1793	1438
Avg. Per Game	112.1	89.9
Total Rushes	428	372
Net Yards Passing	4148	3447
Avg. Per Game	259.3	215.4
Sacked/Yards Lost	50/348	47/314
Gross Yards	4496	3761
Attempts/Completions	536/351	548/319
Completion Pct.	65.5%	58.2%
Had Intercepted	14	12
Punts/Average	72/42.7	86/42.8
Net Punting Avg.	37.1	37.8
Penalties/Yards	85/769	102/903
Fumbles/Ball Lost	21/11	21/10
Touchdowns	41	37
Rushing	10	7
Passing	28	22
Returns	3	8

## Score by Period

	Q1	Q2	Q3	Q4	OT	Pts
Steelers	81	126	61	97	3	368
Opponents	52	75	56	135	6	324

\*Team Record

## Passing

	Att	Cmp	Yds	Cmp%	TD	Int	Long	Sack/Lost	Rating
Roethlisberger	506	337	4328*	66.6%	26	12	60t	50/348	100.5
Dixon	26	12	145	46.2%	1	1	33t	0/0	60.6
Batch	2	1	17	50.0%	0	0	17	0/0	79.2
Moore	1	1	6	100.0%	1	0	6t	0/0	131.3
Holmes	1	0	0	0.0%	0	1	0	0/0	0.0
Steelers	536	351	4496	65.5%	28	14	60t	50/348	98.1
Opponents	548	319	3761	58.2%	22	12	83t	47/314	83.5

## Scoring

	TD	Ru	Pa	Rt	PAT	FG	2Pt	Pts
Reed	0	0	0	0	41/41	27/31	0	122
Mendenhall	8	7	1	0	0/0	0/0	0	48
Ward	6	0	6	0	0/0	0/0	0	36
Wallace	6	0	6	0	0/0	0/0	0	36
Miller	6	0	6	0	0/0	0/0	0	36
Holmes	5	0	5	0	0/0	0/0	0	30
Moore	2	0	2	0	0/0	0/0	0	12
Roethlisberger	2	2	0	0	0/0	0/0	0	12
Carter	1	0	0	1	0/0	0/0	0	6
Dixon	1	1	0	0	0/0	0/0	0	6
Parker	1	0	1	0	0/0	0/0	0	6
Fox	1	0	0	1	0/0	0/0	0	6
Woodley	1	0	0	1	0/0	0/0	0	6
Spaeth	1	0	1	0	0/0	0/0	0	6
Steelers	41	10	28	3	41/41	27/31	0	368
Opponents	37	7	22	8	32/32	22/29	2	324

2-Pt. Conversions: Steelers 0-0, Opponents: 2-5

Sacks: Woodley 13.5, Harrison 10.0, Timmons 7.0, Keisel 3.0, Farris 3.0, Hampton 2.5, Smith 2.0, Taylor 1.0, Kirschke 1.0, Gay 1.0, Hood 1.0, Carter 1.0  
Steelers: 46.0, Opponents: 50.0

## Rushing

	No.	Yds	Avg	Long	TD
Mendenhall	242	1108	4.6	60	7
Parker	98	389	4.0	34	0
Moore	35	118	3.4	15	0
Roethlisberger	40	82	2.1	15	2
Wallace	5	48	9.6	21	0
Dixon	3	27	9.0	24t	1
Davis	2	15	7.5	14	0
Holmes	3	6	2.0	7	0
Steelers	428	1793	4.2	60	17
Opponents	372	1438	3.9	37	7

## Receiving

	No.	Yds	Avg	Long	TD
Ward	95	1167	12.3	54	6
Holmes	79	1248	15.8	57	5
Miller	76	789	10.4	41	6
Wallace	39	756	19.4	60t	6
Mendenhall	25	261	10.4	26	1
Moore	21	153	7.3	19t	2
Parker	6	64	10.7	27t	1
Spaeth	5	25	5.0	9	1
Johnson	2	9	4.5	5	0
Grisham	1	14	14.0	14	0
Sweed	1	5	5.0	5	0
Logan	1	5	5.0	5	0
Steelers	351	4496	12.8	60t	28
Opponents	319	3761	11.8	83t	22

## Interceptions

	No.	Yds	Avg	Long	TD
Polamalu	3	17	5.7	16	0
Clark	3	0	0.0	0	0
Carter	2	53	26.5	48t	1
Fox	1	82	82.0	82t	1
Taylor	1	20	20.0	20	0
Farris	1	18	18.0	18	0
Townsend	1	-1	-1.0	-1	0
Steelers	12	189	15.8	82t	2
Opponents	14	398	28.4	94	2

## Punting

	No.	Yds	Avg	Net	TB	In	Lg	B
Sepulveda	72	3074	42.7	37.1	4	29	60	0
Steelers	72	3074	42.7	37.1	4	29	60	0
Opponents	86	3684	42.8	37.8	7	28	63	0

## Punt Returns

	Ret	FC	Yds	Avg	Long	TD
Logan	30	15	280	9.3	25	0
Moore	3	9	3	1.0	2	0
Holmes	2	1	6	3.0	3	0
Harrison	1	0	1	1.0	1	0
Steelers	36	25	290	8.1	25	0
Opponents	33	18	325	9.8	55	0

## Kickoff Returns

	No.	Yds	Avg	Long	TD
Logan	55	1466	26.7	83	0
Moore	4	44	11.0	13	0
Burnett	3	23	7.7	13	0
Wallace	1	26	26.0	26	0
Davis	1	13	13.0	13	0
Mendenhall	1	8	8.0	8	0
Spaeth	1	1	1.0	1	0
Eason	0	0	0	0	0
Steelers	66	1581	24.0	83	0
Opponents	74	1795	24.3	98t	4

## Field Goals

	1-19	20-29	30-39	40-49	50+
Reed	1/1	7/7	15/16	4/5	0/2
Steelers	1/1	7/7	15/16	4/5	0/2
Opponents	1/1	9/9	4/7	8/9	0/3

Fumbles Lost: Roethlisberger 3, Mendenhall 3, Logan 2, Wallace 1, Ward 1, Parker 1 Total: 11  
Opponent Fumble Recoveries: Harrison 2, Keisel 2, Taylor 1, Fox 1, Woodley 1, Hood 1, Farris 1, Carter 1 Total: 10



## 2008 FINAL REGULAR-SEASON STATISTICS [WON 12, LOST 4]

MEDIA INFORMATION

FOOTBALL STAFF

2011 PLAYERS

2010 IN REVIEW

STEELERS HISTORY

RECORDS

### Schedule

Date	W-L	Score	Opponent	Attendance
9/7	W	38-17	Houston	64,001
9/14	W	10-6	at Cleveland	73,048
9/21	L	15-6	at Philadelphia	69,144
9/29	W	23-20	Baltimore	64,038
10/5	W	26-21	at Jacksonville	65,908
10/19	W	38-10	at Cincinnati	65,860
10/26	L	21-14	New York Giants	64,991
11/3	W	23-6	at Washington	90,512
11/9	L	24-20	Indianapolis	64,043
11/16	W	11-10	San Diego	62,051
11/20	W	27-10	Cincinnati	59,854
11/30	W	33-10	at New England	68,756
12/7	W	20-13	Dallas	60,594
12/14	W	13-9	at Baltimore	71,502
12/21	L	31-14	at Tennessee	69,143
12/28	W	31-0	Cleveland	63,553

### Team Statistics

	Pittsburgh	Opponent
Total First Downs	290	240
Rushing	93	73
Passing	179	149
Penalty	18	18
3rd Down: Made/Att	92/224	71/226
3rd Down Pct.	41.1%	31.4%
4th Down: Made/Att	3/12	10/21
4th Down Pct.	25.0%	47.6%
Possession Avg.	31:29	28:31
Total Net Yards	4991	3795
Avg. Per Game	311.9	237.2
Total Plays	1015	974
Avg. Per Play	4.9	3.9
Net Yards Rushing	1690	1284
Avg. Per Game	105.6	80.3
Total Rushes	460	390
Net Yards Passing	3301	2511
Avg. Per Game	206.3	156.9
Sacked/Yards Lost	49/306	51/350
Gross Yards	3607	2861
Attempts/Completions	506/303	533/301
Completion Pct.	59.9%	56.5%
Had Intercepted	15	20
Punts/Average	78/39.8	91/42.5
Net Punting Avg.	35.6	38.5
Penalties/Yards	95/812	91/801
Fumbles/Ball Lost	28/10	22/9
Touchdowns	38	21
Rushing	16	7
Passing	19	12
Returns	3	2

### Score by Period

	01	02	03	04	OT	Pts
Steelers	47	106	87	104	3	347
Opponents	54	65	29	75	0	223

\*Team Record

### Passing

	Att	Cmp	Yds	Cmp%	TD	Int	Long	Sack/Lost	Rating
Roethlisberger	469	281	3301	59.9%	17	15	65t	46/284	80.1
Leftwich	36	21	303	58.3%	2	0	50	3/22	104.3
Dixon	1	1	3	100.0%	0	0	3	0/0	79.2
Steelers	506	303	3607	59.9%	19	15	65t	49/306	81.8
Opponents	533	301	2861	56.5%	12	20	65t	51/350	63.4

### Scoring

	TD	Ru	Pa	Rt	PAT	FG	2Pt	Pts
Reed	0	0	0	0	36/37	27/31	0	117
Ward	7	0	?	0	0/0	0/0	0	42
Moore	6	5	1	0	0/0	0/0	0	36
Parker	5	5	0	0	0/0	0/0	0	30
Holmes	5	0	5	0	0/0	0/0	0	30
Russell	3	3	0	0	0/0	0/0	0	18
Washington	3	0	3	0	0/0	0/0	0	18
Miller	3	0	3	0	0/0	0/0	0	18
Roethlisberger	2	2	0	0	0/0	0/0	0	12
Carter	1	0	1	0	0/0	0/0	0	6
Leftwich	1	1	0	0	0/0	0/0	0	6
Woodley	1	0	1	0	0/0	0/0	0	6
Townsend	1	0	0	1	0/0	0/0	0	6
J.Harrison	0	0	0	0	0/0	0/0	0	2
Steelers	38	16	19	3	36/37	27/31	0	347
Opponents	21	7	12	2	21/21	24/27	0	223

Sacks: J. Harrison 16.0,\* Woodley 11.5, Aa. Smith 5.5, Timmons 5.0, Farris 3.5, Kirschke 2.0, Foote 1.5, Eason 1.5, Keisel 1.0, Hampton 1.0, Frazier 1.0, McFadden 1.0, Hoke 0.5

Steelers 51.0, Opponents 49.0

2-Pt. Conversions: Steelers 0-1, Opponents 0-0

### Rushing

	No.	Yds	Avg	Long	TD
Parker	210	791	3.8	34t	5
Moore	140	588	4.2	32t	5
Roethlisberger	34	101	3.0	17	2
Russell	28	77	2.8	15	3
Mendenhall	19	58	3.1	12	0
C. Davis	12	35	2.9	11	0
Washington	5	18	3.6	8	0
Holmes	2	9	4.5	10	0
Leftwich	4	7	1.8	8t	1
Davenport	2	5	2.5	3	0
Ward	1	4	4.0	4	0
Berger	1	0	0.0	0	0
Dixon	2	-3	-1.5	-1	0
Steelers	460	1690	3.7	34t	16
Opponents	390	1284	3.3	41	7

### Receiving

	No.	Yds	Avg	Long	TD
Ward	81	1043	12.9	49	7
Holmes	55	821	14.9	48	5
Miller	48	514	10.7	22	3
Washington	40	631	15.8	65t	3
Moore	40	320	8.0	25	1
Spaeth	17	136	8.0	13	0
Sweed	6	64	10.7	17	0
C. Davis	5	27	5.4	14	0
McHugh	3	24	8.0	15	0
Parker	3	13	4.3	5	0
Mendenhall	2	17	8.5	11	0
Baker	1	6	6.0	6	0
Russell	1	-2	-2.0	-2	0
Roethlisberger	1	-7	-7.0	-7	0
Steelers	303	3607	11.9	65t	19
Opponents	301	2861	9.5	65t	12

### Interceptions

	No.	Yds	Avg	Long	TD
Polamalu	7	59	8.4	23	0
Carter	3	64	21.3	32t	1
Townsend	2	27	13.5	25t	1
McFadden	2	0	0.0	0	0
Timmons	1	89	89.0	89	0
J. Harrison	1	33	33.0	33	0
Gay	1	12	12.0	12	0
Woodley	1	6	6.0	6	0
Clark	1	0	0.0	0	0
Taylor	1	0	0.0	0	0
Steelers	20	290	14.5	89	2
Opponents	15	234	15.6	83t	2

### Punting

	No.	Yds	Avg	Net	TB	In	Lg	B
Berger	66	2728	41.3	36.4	4	19	61	0
Ernster	12	379	31.6	31.3	0	4	43	0
Steelers	78	3107	39.8	35.6	4	23	61	0
Opponents	90	3868	42.5	38.5	6	28	64	1

### Punt Returns

	Ret	FC	Yds	Avg	Long	TD
Holmes	34	7	226	6.6	35	0
Moore	6	12	21	3.5	12	0
Sweed	1	0	0	0.0	0	0
Steelers	41	19	247	6.0	35	0
Opponents	40	17	247	6.2	46	0

### Kickoff Returns

	No.	Yds	Avg	Long	TD
Russell	16	371	23.2	43	0
Davenport	10	217	21.7	27	0
Moore	10	185	18.5	24	0
Mendenhall	6	115	19.2	27	0
C. Davis	6	106	17.7	24	0
Carter	1	16	16.0	16	0
Spaeth	1	3	3.0	3	0
Steelers	50	1013	20.3	43	0
Opponents	71	1357	19.1	40	0

### Field Goals

	1-19	20-29	30-39	40-49	50+
Reed	1/1	9/9	8/9	8/10	1/2
Steelers	1/1	9/9	8/9	8/10	1/2
Opponents	0/0	11/12	9/9	4/5	0/1
Reed: [44G][48G][37G,53G][49G,19G,46G][38G,23G][21G][35G][42G,24G][51N,21G,41G,32G][37G,38G][20G,25G,20G,40N,45G][45N,24G,41G][31G,30G][33N][22G]					
Opponents: [34G][31G,38G][31G,31G][33G,20G][1][26G][26G,35G,25G,24G][44G,43G][36G][42N,22G][26G][29G,27N][44G,36G][28G,26G,28G][42G][53N]					

## 2007 FINAL REGULAR-SEASON STATISTICS (WON 10, LOST 6)

### Schedule

Date	W-L	Score	Opponent	Attendance
9/9	W	34-7	at Cleveland	73,089
9/16	W	26-3	Buffalo	64,307
9/23	W	37-16	San Francisco	64,313
9/30	L	21-14	at Arizona	64,844
10/7	W	21-0	Seattle	64,478
10/21	L	31-28	at Denver	77,038
10/28	W	24-13	at Cincinnati	66,188
11/5	W	38-7	Baltimore	63,457
11/11	W	31-28	Cleveland	64,781
11/18	L	19-16/OT	at N.Y. Jets	77,659
11/26	W	3-0	Miami	57,704
12/2	W	24-10	Cincinnati	58,842
12/9	L	34-13	at New England	68,756
12/16	L	29-22	Jacksonville	58,793
12/20	W	41-24	at St. Louis	65,705
12/30	L	27-21	at Baltimore	71,353

### Team Statistics

	Pittsburgh	Opponent
Total First Downs	298	249
Rushing	108	74
Passing	179	158
Penalty	11	17
3rd Down: Made/Att	103/220	87/215
3rd Down Pct.	46.8%	40.5%
4th Down: Made/Att	7/13	6/19
4th Down Pct.	53.8%	31.6%
Possession Avg.	33:18	26:42
Total Net Yards	5239	4262
Avg. Per Game	327.4	266.4
Total Plays	1000	933
Avg. Per Play	5.2	4.6
Net Yards Rushing	2168	1438
Avg. Per Game	135.5	89.9
Total Rushes	511	361
Net Yards Passing	3071	2824
Avg. Per Game	191.9	176.5
Sacked/Yards Lost	47/347	36/243
Gross Yards	3418	3067
Attempts/Completions	442/282	536/292
Completion Pct.	63.8%	54.5%
Had Intercepted	14	11
Punts/Average	68/42.4	82/43.0
Net Punting Avg.	37.9	38.6
Penalties/Yards	80/651	73/556
Fumbles/Ball Lost	21/8	30/14
Touchdowns	46	31
Rushing	9	6
Passing	34	22
Returns	3	3

### Score by Period

	01	02	03	04	OT	Pts
Team	75	129	68	121	0	393
Opponents	67	78	70	51	3	269

### Passing

	Att	Cmp	Yds	Cmp%	TD	Int	Long	Sack/Lost	Rating
Roethlisberger	404	264	3154	65.3%	*32	11	83	47/347	*104.1
Batch	36	17	232	47.2%	2	3	59t	0/0	52.1
Sepulveda	1	1	32	100.0%	0	0	32	0/0	118.8
Parker	1	0	0	0.0%	0	0	0	0/0	39.6
Wilson	0	0	0	0.0%	0	0	0	0/0	0.0
Team	442	282	3418	63.8%	34	14	83	47/347	99.9
Opponents	536	292	3067	54.5%	22	11	63t	36/243	76.5

### Scoring

	TD	Ru	Pa	Rt	PAT	FG	2Pt	Pts
Reed	0	0	0	0	44/44	23/25	0	113
Holmes	8	0	8	0	0/0	0/0	1	50
Ward	7	0	7	0	0/0	0/0	1	44
Davenport	7	5	2	0	0/0	0/0	0	42
Miller	7	0	7	0	0/0	0/0	0	42
Washington	5	0	5	0	0/0	0/0	0	30
Spaeth	3	0	3	0	0/0	0/0	0	18
Parker	2	2	0	0	0/0	0/0	0	12
Roethlisberger	2	2	0	0	0/0	0/0	0	12
Taylor	1	0	0	1	0/0	0/0	0	6
Wilson	1	0	1	0	0/0	0/0	0	6
Rossum	1	0	1	0	0/0	0/0	0	6
Tuman	1	0	1	0	0/0	0/0	0	6
McFadden	1	0	0	1	0/0	0/0	0	6
Team	46	9	34	3	44/44	23/25	2	393
Opponents	31	6	22	3	29/30	18/22	0	269

### Sacks: J. Harrison 8.5, Farrior 6.5, Woodley 4.0,

Haggans 4.0, Foote 3.0, Aa. Smith 2.5, Kirschke 2.0, Keisel 2.0, Clark 1.0, Taylor 1.0, Hampton 0.5, Hoke 0.5, Carter 0.5

### Team 36.0, Opponents 47.0

2-Pt. Conversions: Team 2-2, Opponents: 0-1

### Rushing

	No.	Yds	Avg	Long	TD
Parker	321	1316	4.1	32	2
Davenport	107	499	4.7	45	5
Roethlisberger	35	204	5.8	30t	2
Davis	17	68	4.0	12	0
Wilson	2	37	18.5	37	0
Russell	7	21	3.0	8	0
Holmes	5	17	3.4	11	0
Ward	3	11	3.7	7	0
Kreider	1	2	2.0	2	0
Washington	1	0	0.0	0	0
Batch	12	-7	-0.6	0	0
Team	511	2168	4.2	45	9
Opponents	361	1438	4.0	38	6

### Receiving

	No.	Yds	Avg	Long	TD
Ward	71	732	10.3	25	7
Holmes	52	942	18.1	83	8
Miller	47	566	12.0	29	7
Washington	29	450	15.5	40	5
Parker	23	164	7.1	22	0
Wilson	18	207	11.5	18	1
Davenport	18	184	10.2	32t	2
Davis	12	49	4.1	10	0
Spaeth	5	34	6.8	13t	3
Reid	4	54	13.5	25	0
Kreider	1	15	15.0	15	0
Haynes	1	12	12.0	12	0
Tuman	1	9	9.0	9t	1
Team	282	3418	12.1	83	34
Opponents	292	3067	10.5	63t	22

### Interceptions

	No.	Yds	Avg	Long	TD
Taylor	3	56	18.7	51t	1
An. Smith	2	50	25.0	50	0
Townsend	2	44	22.0	23	0
McFadden	1	50	50.0	50t	1
Harrison	1	20	20.0	20	0
Foote	1	14	14.0	14	0
Farrior	1	0	0.0	0	0
Team	11	234	21.3	51t	2
Opponents	14	110	7.9	29	0

### Punting

	No.	Yds	Avg	Net	TB	In	Lg	B
Sepulveda	68	2880	42.4	37.9	2	28	59	0
Team	68	2880	42.4	37.9	2	28	59	0
Opponents	82	3525	43.0	38.6	6	25	66	0

### Punt Returns

	Ret	FC	Yds	Avg	Long	TD
Rossum	36	8	232	6.4	49	0
Wilson	2	1	6	3.0	6	0
Gay	1	0	0	0.0	0	0
Team	39	9	238	6.1	49	0
Opponents	31	14	266	8.6	73t	1

### Kickoff Returns

	No.	Yds	Avg	Long	TD
Rossum	38	885	23.3	98t	1
Davenport	7	123	17.6	29	0
Reid	6	127	21.2	30	0
Eason	1	10	10.0	10	0
Spaeth	0	0	0.0	0	0
Team	52	1145	22.0	98t	1
Opponents	73	1647	22.6	100t	1

### Field Goals

	1-19	20-29	30-39	40-49	50+
Reed	0/0	9/9	10/10	4/5	0/1
Team	0/0	9/9	10/10	4/5	0/1
Opponents	1/1	8/8	5/5	2/4	2/4

Reed: [266,31G][346,28G,39G,31G]  
 [36G,49G,35G][65N][40G][22G][28G,35G,30G]  
 [37G,33G,48G][44N,24G][21G][23G,44G]  
 [21G,29G]  
 Opponents: [24G][32G,22G,50G][52N][49G]  
 [31G,20G][52N][25G,19G,28G,38G][43N,24G]  
 [48N,42G,28G][36G][52G][28G,31G]

\*Team Record



## 2006 FINAL REGULAR-SEASON STATISTICS [WON 8, LOST 8]

## Schedule

Date	W-L	Score	Opponent	Attendance
09/7	W	28-17	Miami	64,927
09/18	L	9-0	at Jacksonville	67,164
09/24	L	28-20	Cincinnati	64,922
10/8	L	23-13	at San Diego	67,837
10/15	W	45-7	Kansas City	64,727
10/22	L	41-39/OT	at Atlanta	71,151
10/29	L	20-13	at Oakland	62,385
11/5	L	31-20	Denver	64,661
11/12	W	38-31	New Orleans	61,911
11/19	W	24-20	at Cleveland	73,296
11/26	L	27-0	at Baltimore	70,946
12/3	W	20-3	Tampa Bay	59,843
12/7	W	27-7	Cleveland	55,246
12/17	W	37-3	at Carolina	73,798
12/24	L	31-7	Baltimore	63,224
12/31	W	23-17/OT	at Cincinnati	66,049

## Team Statistics

	Pittsburgh	Opponent
Total First Downs	327	269
Rushing	100	72
Passing	201	176
Penalty	26	21
3rd Down-Made/Att	93/217	86/219
3rd Down Pct.	42.9	39.3
4th Down-Made/Att	10/21	6/12
4th Down Pct.	47.6	50.0
Possession Avg.	31:1.3	28:47
Total Net Yards	5725	4805
Avg. Per Game	357.8	300.3
Total Plays	1041	976
Avg. Per Play	5.5	4.9
Net Yards Rushing	1992	1412
Avg. Per Game	124.5	88.3
Total Rushes	469	408
Net Yards Passing	3733	3393
Avg. Per Game	233.3	212.1
Sacked/Yards Lost	49/293	39/226
Gross Yards	4026	3619
Att./Completions	523/312	529/319
Completion Pct.	59.7	60.3
Had Intercepted	23	20
Punts/Average	65/41.3	86/43.8
Net Punting Avg.	65/36.7	86/38.0
Penalties/Yards	69/611	104/862
Fumbles/Ball Lost	27/14	16/9
Touchdowns	42	36
Rushing	16	9
Passing	23	21
Returns	3	6

## Score by Period

	Q1	Q2	Q3	Q4	OT	Pts
Team	66	107	58	116	6	353
Opponents	49	98	65	100	3	315

## Passing

	Att	Cmp	Yds	Cmp%	TD	Int	Long	Sack/Lost	Rating
Roethlisberger	469	280	3513	59.7	18	23	67t	46/280	75.4
Batch	53	31	492	58.5	5	0	87t	3/13	121.0
Wilson	1	1	21	100.0	0	0	21	0/0	118.8
Team	523	312	4026	59.7	23	23	87t	49/293	80.2
Opponents	529	319	3619	60.3	21	20	66t	39/226	78.3

## Scoring

	TD	Ru	Pa	Rt	PAT	FG	2Pt	Pts
Reed	0	0	0	0	41/41	20/27	0	101
Parker	16	13	3	0	0/0	0/0	0	96
Ward	6	0	0	0	0/0	0/0	0	36
Miller	5	0	5	0	0/0	0/0	0	30
Washington	4	0	4	0	0/0	0/0	0	24
Holmes	3	0	2	1	0/0	0/0	0	18
Davenport	2	1	1	0	0/0	0/0	0	12
Roethlisberger	2	0	0	0	0/0	0/0	0	12
Porter	1	0	0	1	0/0	0/0	0	6
Tuman	1	0	1	0	0/0	0/0	0	6
Wallace	1	0	0	1	0/0	0/0	0	6
Wilson	1	0	1	0	0/0	0/0	0	6
Team	42	16	23	3	41/41	20/27	0	353
Opponents	36	9	21	6	36/36	21/27	0	315

Sacks: Porter 7.0, Haggans 6.0, Keisel 5.5, Aa.

Smith 4.5, Fariior 4.0, Foote 4.0, Carter 2.0,

Kirschke 2.0, Townsend 2.0, Brown 1.0,

Polamalu 1.0 Team 39.0, Opponents 49.0

2-Pt. Conversions: Team 0-0, Opponents 0-0

## Rushing

	No.	Yds	Avg	Long	TD
Parker	337	1494	4.4	76	13
Davenport	60	221	3.7	48	1
Roethlisberger	32	98	3.1	20	2
Haynes	15	78	5.2	13	0
Ward	2	30	15.0	21	0
Kuhn	2	18	9.0	16	0
Batch	13	15	1.2	12	0
Wilson	2	14	7.0	14	0
Holmes	1	13	13.0	13	0
Washington	3	8	2.7	8	0
Kreider	1	5	5.0	5	0
McFadden	1	-2	-2.0	-2	0
Team	469	1992	4.2	76	16
Opponents	408	1412	3.5	72t	9

## Receiving

	No.	Yds	Avg	Long	TD
Ward	74	975	13.2	70t	6
Holmes	49	824	16.8	67t	2
Wilson	37	504	13.6	38t	1
Washington	35	624	17.8	49t	4
Miller	34	393	11.6	87t	5
Parker	31	222	7.2	25t	3
Haynes	18	95	5.3	16	0
Davenport	15	193	12.9	32	1
Kreider	8	62	7.8	15	0
Tuman	7	73	10.4	21	1
Morey	2	29	14.5	15	0
Young	1	17	17.0	17	0
Kuhn	1	15	15.0	15	0
Team	312	4026	12.9	87t	23
Opponents	319	3619	11.3	66t	21

## Interceptions

	No.	Yds	Avg	Long	TD
Polamalu	3	51	17.0	49	0
McFadden	3	39	13.0	39	0
Porter	2	49	24.5	42t	1
An. Smith	2	40	20.0	20	0
Taylor	2	34	17.0	34	0
Townsend	2	6	3.0	6	0
Wallace	1	30	30.0	30t	1
Kriewaldt	1	12	12.0	12	0
Foote	1	11	11.0	11	0
Fariior	1	1	1.0	1	0
Haggans	1	0	0.0	0	0
Clark	1	-1	-1.0	-1	0
Team	20	272	13.6	49	2
Opponents	23	441	19.2	100t	3

## Punting

	No.	Yds	Avg	Net	TB	In	Lg	B
Gardocki	65	2687	41.3	36.7	4	11	56	0
Team	65	2687	41.3	36.7	4	11	56	0
Opponents	86	3769	43.8	38.0	11	31	67	1

## Punt Returns

	Ret	FC	Yds	Avg	Long	TD
Holmes	26	21	264	10.2	65t	1
Colclough	4	0	6	1.5	3	0
Wilson	2	1	4	2.0	3	0
Reid	1	0	11	11.0	11	0
Taylor	1	0	0	0.0	0	0
Team	34	22	285	8.4	65t	1
Opponents	38	10	219	5.8	47	0

## Kickoff Returns

	No.	Yds	Avg	Long	TD
Davenport	21	448	21.3	40	0
Holmes	18	436	24.2	42	0
Morey	8	202	25.3	76	0
Taylor	4	72	18.0	23	0
Colclough	1	26	26.0	26	0
Kirschke	1	0	0.0	0	0
Reid	1	19	19.0	19	0
Wilson	1	11	11.0	11	0
Team	55	1214	22.1	76	0
Opponents	70	1570	22.4	92t	1

## Field Goals

	1-19	20-29	30-39	40-49	50+
Reed	1/1	6/7	8/11	4/7	1/1
Team	1/1	6/7	8/11	4/7	1/1
Opponents	1/1	8/8	9/11	3/5	0/2
Reed: [44N] [48B, 37G, 36G] [39G, 44G] [32G, 28N] [28G] [29G, 39G] [40N, 46G, 29G] [32G, 35N] [43G] [50G, 32N, 39G] [23G, 35B, 28G] [19G, 45G, 28G] [35G]					
Opponents: [26G] [31G, 32G, 42G] [28G, 33G, 22G] [25G, 52N, 32G] [19G, 41G] [32G] [20G, 32N] [44N, 23G, 35G] [37G, 40G] [27G] [40N] [50N, 37G] [26G] [34G, 39N]					

## 2005 FINAL REGULAR-SEASON STATISTICS (WON 11, LOST 5)

## Schedule

Date	W-L	Score	Opponent	Attendance
9/11	W	34-7	Tennessee	62,931
9/18	W	27-7	at Houston	70,742
9/25	L	23-20	New England	64,868
10/10	W	24-22	at San Diego	68,537
10/16	L	23-17/OT	Jacksonville	63,891
10/23	W	27-13	at Cincinnati	66,104
10/31	W	20-19	Baltimore	64,178
11/6	W	20-10	at Green Bay	70,607
11/13	W	34-21	Cleveland	63,491
11/20	L	16-13/OT	at Baltimore	70,601
11/28	L	26-7	at Indianapolis	57,442
12/4	L	38-31	Cincinnati	63,044
12/11	W	21-9	Chicago	61,237
12/18	W	18-3	at Minnesota	64,136
12/24	W	41-0	at Cleveland	73,136
1/1	W	35-21	Detroit	63,794

## Team Statistics

	Pittsburgh	Opponent
Total First Downs	297	275
Rushing	120	75
Passing	144	179
Penalty	33	21
3rd Down: Made/Att	68/192	92/232
3rd Down Pct.	35.4%	39.7%
4th Down: Made/Att	5/12	6/17
4th Down Pct.	41.7%	35.3%
Possession Avg.	31:16	28:44
Total Net Yards	5149	4544
Avg. Per Game	321.8	284.0
Total Plays	960	998
Avg. Per Play	5.4	4.6
Net Yards Rushing	2223	1376
Avg. Per Game	138.9	86.0
Total Rushes	549	402
Net Yards Passing	2926	3168
Avg. Per Game	182.9	198.0
Sacked/Yards Lost	32/178	47/312
Gross Yards	3104	3480
Attempts/Completions	379/228	549/315
Completion Pct.	60.2%	57.4%
Had Intercepted	14	15
Punts/Average	69/41.7	80/43.3
Net Punting Avg.	34.5	34.7
Penalties/Yards	99/876	120/1031
Fumbles/Ball Lost	22/9	30/15
Touchdowns	45	27
Rushing	21	10
Passing	21	15
Returns	3	2

## Score by Period

	01	02	03	04	OT	Pts
Team	99	121	103	66	0	399
Opponents	78	49	54	68	9	258

## Passing

	Att	Cmp	Yds	Cmp%	TD	Int	Long	Sack/Lost	Rating
Roethlisberger	268	168	2385	62.7%	17	9	85t	23/129	98.6
Maddox	71	34	406	47.9%	2	4	32	8/43	51.7
Batch	36	23	246	63.9%	1	1	43	1/6	81.5
Randle El	3	3	67	100.0%	1	0	51t	0/0	158.3
Gardocki	1	0	0	0.0%	0	0	0	0/0	39.6
Team	379	228	3104	60.2%	21	14	85t	32/178	89.4
Opponents	549	315	3480	57.4%	15	15	80t	47/312	74.0

## Scoring

	TD	Ru	Pa	Rt	PAT	FG	2Pt	Pts
Reed	0	0	0	0	45/45	24/29	0	117
Ward	11	0	11	0	0/0	0/0	0	66
Bettis	9	9	0	0	0/0	0/0	0	54
Miller	6	6	0	0	0/0	0/0	0	36
Parker	5	4	1	0	0/0	0/0	0	30
Randle El	3	0	1	2	0/0	0/0	0	18
Roethlisberger	3	3	0	0	0/0	0/0	0	18
Haynes	3	3	0	0	0/0	0/0	0	18
Morgan	2	0	2	0	0/0	0/0	0	12
Staley	1	1	0	0	0/0	0/0	0	6
Polamalu	1	0	0	1	0/0	0/0	0	6
Batch	1	1	0	0	0/0	0/0	0	6
Footo	0	0	0	0	0/0	0/0	0	2
Team	45	21	21	3	45/45	24/29	0	389
Opponents	27	10	15	2	24/25	24/30	0	258

Sacks: Porter 10.5, Haggans 9.0, Von Delhoffen 3.5, Polamalu 3.0, Townsend 3.0, Footo 3.0, Keisel 3.0, Harrison 3.0, Frazier 2.0, A. Smith 2.0, McFadden 1.0, Kirschke 1.0, Carter 1.0, Frazier 1.0, Colclough 1.0.  
Team: 47.0, Opponents: 32.0  
2-Pt. Conversions: Team 0-0, Opponents: 0-1

## Rushing

	No.	Yds	Avg	Long	TD
Parker	255	1202	4.7	80t	4
Bettis	110	368	3.3	39	9
Haynes	74	274	3.7	20	3
Staley	38	148	3.9	17	1
Randle El	12	73	6.1	43	0
Roethlisberger	31	69	2.2	13	3
Batch	11	30	2.7	15	1
Maddox	8	26	3.3	16	0
Kreider	3	21	7.0	12	0
Ward	3	10	3.3	7	0
Herron	3	2	0.7	1	0
Wilson	1	0	0.0	0	0
Team	549	2223	4.0	80t	21
Opponents	402	1376	3.4	36	10

## Receiving

	No.	Yds	Avg	Long	TD
Ward	69	975	14.1	85t	11
Miller	39	459	11.8	50	6
Randle El	35	558	15.9	63t	1
Wilson	26	451	17.3	46	0
Parker	18	218	12.1	48	1
Haynes	11	113	10.3	18	0
Morgan	9	150	16.7	31t	2
Kreider	7	43	6.1	9	0
Staley	6	34	5.7	9	0
Bettis	4	40	10.0	16	0
Tuman	3	57	19.0	27	0
Kranichik	1	6	6.0	6	0
Team	228	3104	13.6	85t	21
Opponents	315	3480	11.0	80t	15

## Interceptions

	No.	Yds	Avg	Long	TD
Hope	3	60	20.0	55	0
Polamalu	2	42	21.0	36	0
Townsend	2	26	13.0	26	0
Porter	2	9	4.5	9	0
Harrison	1	25	25.0	25	0
Colclough	1	14	14.0	14	0
Carter	1	3	3.0	3	0
Smith	1	0	0.0	0	0
McFadden	1	0	0.0	0	0
Taylor	1	0	0.0	0	0
Team	15	179	11.9	55	0
Opponents	14	194	13.9	41t	1

## Punting

	No.	Yds	Avg	Net	TB	In	Lg	B
Gardocki	67	2803	41.8	34.7	7	22	65	0
Roethlisberger	2	72	36.0	26.0	1	1	39	0
Team	69	2875	41.7	34.5	8	23	65	0
Opponents	80	3463	43.3	34.7	11	19	58	0

## Punt Returns

	Ret	FC	Yds	Avg	Long	TD
Randle El	44	12	448	10.2	81t	2
Taylor	1	0	19	19.0	19	0
Iwuoma	1	0	3	3.0	3	0
Harrison	0	1	0	0	0	0
Team	46	13	470	10.2	81t	2
Opponents	37	12	336	9.1	36	0

## Kickoff Returns

	No.	Yds	Avg	Long	TD
Morgan	23	583	25.3	74	0
Colclough	22	473	21.5	63	0
Taylor	3	59	19.7	24	0
Wilson	3	53	17.7	29	0
Keisel	2	23	11.5	12	0
Randle El	1	16	16.0	16	0
Kreider	1	3	3.0	3	0
Harrison	1	-2	-2.0	-2	0
Team	56	1208	21.6	74	0
Opponents	77	1685	21.9	94	0

## Field Goals

	1-19	20-29	30-39	40-49	50+
Reed	0/0	9/9	9/9	5/9	0/2
Team	0/0	9/9	9/9	6/9	0/2
Opponents	0/0	8/8	5/8	11/13	0/1

Reed: [44G, 27G] (37G, 35G) (33G, 52N, 24G)  
[40G] (29G, 46N) (27G, 39G) (42G, 37G) (32G, 24G, 51B) (42G, 33G, 44B) (44G, 37G) (41N)  
[23G] (21G, 41G, 26G) (26G, 31G)  
Opponents: (47N) [] (53N, 48G, 35G, 43G) (34G, 32G, 41G) (23G) (30N, 26G, 39G) (22G, 43N, 40G, 49G, 47G), (40G, 31N) (47G, 25G, 44G) (29G, 48G, 44G, 28G) (30G) (29G) (20G, 32B)



# 2004 FINAL REGULAR-SEASON STATISTICS [WON 15, LOST 1]

## Schedule

Date	W-L	Score	Opponent	Attendance
9/12	W	24-21	Oakland	60,147
9/19	L	30-13	at Baltimore	69,859
9/26	W	13-3	at Miami	72,225
10/3	W	28-17	Cincinnati	62,402
10/10	W	34-23	Cleveland	63,609
10/17	W	24-20	at Dallas	64,162
10/31	W	34-20	New England	64,737
11/7	W	27-3	Philadelphia	64,975
11/14	W	24-10	at Cleveland	73,703
11/21	W	19-14	at Cincinnati	65,780
11/28	W	16-7	Washington	63,707
12/5	W	17-16	at Jacksonville	76,877
12/12	W	17-6	N.Y. Jets	63,581
12/18	W	33-30	at N.Y. Giants	78,836
12/26	W	20-7	Baltimore	64,227
1/2	W	29-24	at Buffalo	73,414

## Team Statistics

	Pittsburgh	Opponent
Total First Downs	310	248
Rushing	134	79
Passing	147	146
Penalty	29	23
3rd Down Made/Att	94/219	63/193
3rd Down Pct.	42.9	32.6
4th Down Made/Att	7/12	7/13
4th Down Pct.	58.3	53.8
Possession Avg.	34.00	26.01
Total Net Yards	5184	4134
Avg. Per Game	324.0	258.4
Total Plays	1012	882
Avg. Per Play	5.1	4.7
Net Yards Rushing	2464	1299
Avg. Per Game	154.0	81.2
Total Rushes	618	357
Net Yards Passing	2720	2835
Avg. Per Game	170.0	177.2
Sacked/Yards Lost	36/250	41/225
Gross Yards	2970	3060
Att./Completions	358/228	484/269
Completion Pct.	63.7	55.6
Had Intercepted	13	19
Punts/Average	67/43.0	79/42.7
Net Punting Avg.	67/37.4	79/36.3
Penalties/Yards	99/837	104/875
Fumbles/Ball Lost	20/8	28/13
Touchdowns	41	26
Rushing	16	8
Passing	20	14
Returns	5	4

## Score by Period

	01	02	03	04	OT	Pts
Team	123	90	47	112	0	372
Opponents	79	42	66	64	0	251

## Passing

	Att	Cmp	Yds	Cmp%	TD	Int	Long	Sack/Lost	Rating
Roethlisberger	295	196	2621	66.4	17	11	58	30/213	98.1
Maddox	60	30	329	50.0	1	2	39	6/37	58.3
Bettis	1	1	10	100.0	1	0	10t	0/0	147.9
Randle El	1	1	10	100.0	1	0	10t	0/0	147.9
St. Pierre	1	0	0	0.0	0	0	0.0	0/0	39.6
Team	358	228	2970	63.7	20	13	58	36/250	93.2
Opponents	484	269	3060	55.6	14	19	58t	41/225	68.0

## Scoring

	TD	Ru	Pa	Rt	PAT	FG	2Pt	Pts
Reed	0	0	0	0	40/40	28/33	0	124
Bettis	13	13	0	0	0/0	0/0	0	78
Burress	5	0	5	0	0/0	0/0	0	30
Ward	5	1	4	0	0/0	0/0	0	30
Randle El	3	0	3	0	0/0	0/0	0	18
Tuman	3	0	3	0	0/0	0/0	0	18
Haynes	2	0	2	0	0/0	0/0	0	12
Riemersma	2	0	2	0	0/0	0/0	0	12
Farrior	1	0	0	1	0/0	0/0	0	6
Harrison	1	0	0	1	0/0	0/0	0	6
Kreider	1	0	1	0	0/0	0/0	0	6
Polamalu	1	0	0	1	0/0	0/0	0	6
Roethlisberger	1	0	0	1	0/0	0/0	0	6
Staley	1	1	0	0	0/0	0/0	0	6
Stuivants	1	0	0	1	0/0	0/0	0	6
Townsend	1	0	0	1	0/0	0/0	0	6
Team	41	16	20	5	40/40	28/33	1	372
Opponents	26	8	14	4	24/24	23/27	0	251

Sacks: A. Smith 8.0, Porter 7.0, Haggans 6.0, Townsend 4.0, Farrior 3.0, Foote 3.0, Colclough 1.5, Harrison 1.0, Hoke 1.0, Kirschke 1.0, Polamalu 1.0, von Delhoffen 1.0, Williams 1.0, Kriewaldt 0.5, Team 41.0, Opponents 36.0

2-Pt. Conversions: Team: 0-1, Opponents: 1-2

## Rushing

	No.	Yds	Avg	Long	TD
Bettis	250	941	3.8	29	13
Staley	192	830	4.3	38	1
Haynes	55	272	4.9	18	0
Parker	32	186	5.8	58	0
Roethlisberger	56	144	2.6	20	1
Randle El	8	34	4.3	12	0
Ward	7	25	3.6	16t	1
Kreider	4	18	4.5	6	0
Maddox	9	15	1.7	10	0
Brown TM	1	2	2.0	2	0
St. Pierre	4	-3	-0.8	2	0
Team	618	2464	4.0	58	16
Opponents	357	1299	3.6	35	8

## Receiving

	No.	Yds	Avg	Long	TD
Ward	80	1004	12.6	58	4
Randle El	43	601	14.0	39	3
Burress	35	698	19.9	48	5
Haynes	18	142	7.9	26	2
Kreider	10	75	7.5	13	1
Mays	9	137	15.2	46	0
Tuman	9	89	9.9	26	3
Riemersma	7	82	11.7	26t	2
Staley	6	55	9.2	21	0
Bettis	6	46	7.7	20	0
Rasby LG	5	52	10.4	13	0
Parker	3	16	5.3	12	0
Cushing	1	17	17.0	17	0
Morey	1	8	8.0	8	0
Team	228	2970	13.0	58	20
Opponents	269	3060	11.4	58t	14

## Interceptions

	No.	Yds	Avg	Long	TD
Polamalu	5	58	11.6	26t	1
Farrior	4	113	28.3	41	1
Townsend	4	54	13.5	39t	1
Hope	1	41	41.0	41	0
Scott	1	23	23.0	23	0
Porter	1	3	3.0	3	0
Foote	1	1	1.0	1	0
Taylor	1	0	0.0	0	0
Williams	1	0	0.0	0	0
Team	19	293	15.4	41	3
Opponents	13	190	14.6	51t	3

## Punting

	No.	Yds	Avg	Net	TB	In	LG	B
Gardocki	67	2879	43.0	37.4	6	24	61	0
Team	67	2879	43.0	37.4	6	24	61	0
Opponents	79	3375	42.7	36.3	7	26	63	0

## Punt Returns

	Ret	FC	Yds	Avg	Long	TD
Randle El	42	13	347	8.3	60	0
Colclough	1	0	13	13.0	13	0
Haynes	1	0	5	5.0	5	0
Team	44	13	365	8.3	60	0
Opponents	34	8	252	7.4	33	0

## Kickoff Returns

	No.	Yds	Avg	Long	TD
Colclough	26	566	21.8	48	0
Randle El	21	527	25.1	41	0
Taylor	11	184	16.7	22	0
Cushing	3	45	15.0	20	0
Kirschke	1	13	13.0	13	0
Team	62	1335	21.5	48	0
Opponents	74	1595	21.6	91t	1

## Field Goals

	1-19	20-29	30-39	40-49	50+
Reed	1/1	8/9	12/13	5/8	2/2
Team	1/1	8/9	12/13	5/8	2/2
Opponents	0/0	7/8	11/12	5/6	0/1

Reed: [42G][48N][40G,44N,45N,51G][47G,26G][51G][19G,29G][33N,42G,31G][20G,24N][32G][33G,36G,32G][37G][34G][33G,21G,36G,28G][23G,40G][22G,21G,31G,37G,33G]  
Opponents: [28G,38G][35G,27G,34G][34G][34G][24G,34G,46G][47G,39G][43G,25G][33G][31G][32N,20G,29G,36G,60N][43G,41G][22G][44N][37G,28N]

## 2003 FINAL REGULAR-SEASON STATISTICS (WON 6, LOST 10)

## Schedule

Date	W-L	Score	Opponent	Attendance
9/7	W	34-15	Baltimore	63,157
9/14	L	41-20	at Kansas City	78,416
9/21	W	17-10	at Cincinnati	64,596
9/28	L	30-13	Tennessee	63,244
10/5	L	33-13	Cleveland	64,595
10/12	L	17-14	at Denver	75,974
10/26	L	33-21	St. Louis*	62,665
11/2	L	23-16	at Seattle	66,507
11/9	W	28-15	Arizona	59,520
11/17	L	30-14	at San Francisco	67,877
11/23	W	13-6	at Cleveland	73,658
11/30	L	24-20	Cincinnati	58,797
12/7	W	27-7	Oakland	53,079
12/14	L	6-0	at New York Jets	77,900
12/21	W	40-24	San Diego	52,527
12/28	L	13-10/OT	at Baltimore	70,001

\* 1,000th game in Steelers History

## Team Statistics

	Pittsburgh	Opponent
Total First Downs	275	270
Rushing	77	89
Passing	174	155
Penalty	24	26
3rd Down: Made/Att	82/227	71/209
3rd Down Pct.	36.1	34.0
4th Down: Made/Att	11/22	7/16
4th Down Pct.	50.0	43.8
Possession Avg.	30:42	29:18
Total Net Yards	4792	4783
Avg. Per Game	299.5	298.9
Total Plays	1020	968
Avg. Per Play	4.7	4.9
Net Yards Rushing	1488	1741
Avg. Per Game	93.0	108.9
Total Rushes	446	449
Net Yards Passing	3304	3042
Avg. Per Game	206.5	190.1
Sacked/Yards Lost	42/244	35/203
Gross Yards	3548	3245
Att./Completions	532/306	484/294
Completion Pct.	57.5	60.7
Had Intercepted	17	14
Punts/Average	85/41.4	91/40.6
Net Punting Avg.	36.0	32.1
Penalties/Yards	111/1005	96/709
Fumbles/Ball Lost	24/11	24/11
Touchdowns	33	38
Rushing	10	14
Passing	19	20
Returns	4	4

## Score by Period

	01	02	03	04	OT	Pts
Team	50	94	93	63	0	300
Opponents	61	98	71	94	3	327

## Passing

	Att	Cmp	Yds	Cmp%	TD	Int	Long	Sack/Lost	Rating
Maddox	519	298	3414	57.4	18	17	53	41/242	75.3
Miller	1	1	81	100.0	1	0	81t	0/0	158.3
Batch	8	4	47	50.0	0	0	22	1/2	68.2
Randle El	4	3	6	75.0	0	0	9	0/0	77.1
Team	532	306	3548	57.5	19	17	81t	42/244	76.4
Opponents	484	294	3245	60.7	20	14	61t	35/203	82.4

## Scoring

	TD	Ru	Pa	Rt	PAT	FG	Pt	Pts
Reed	0	0	0	0	31/32	23/32	0	100
Ward	10	0	10	0	0/0	0/0	0	60
Bettis	7	7	0	0	0/0	0/0	1	44
Burress	4	0	4	0	0/0	0/0	0	24
Randle El	3	0	1	2	0/0	0/0	0	18
Zereoue	2	2	0	0	0/0	0/0	0	12
Bruener	1	0	1	0	0/0	0/0	0	6
Deering	1	0	1	0	0/0	0/0	0	6
Hope	1	0	1	0	0/0	0/0	0	6
Kreider	1	1	0	0	0/0	0/0	0	6
Riemersma	1	0	1	0	0/0	0/0	0	6
Scott	1	0	0	1	0/0	0/0	0	6
Townsend	1	0	0	1	0/0	0/0	0	6
Team	33	10	19	4	31/32	23/32	1	1300
Opponents	38	14	20	4	32/35	21/24	1	1327

Sacks: vonOethoffen 8.0, Gildon 6.0, Bell 5.0,

Porter 5.0, Bailey 2.0, Polamalu 2.0, Smith 2.0,

Alexander 1.0, Haggans 1.0, Hampton 1.0, Logan

1.0, Townsend 1.0, Team 35.0, Opponents 42.0

2-Pt. Conversions: Bettis, Team 1-1, Opponents 1-3

## Rushing

	No.	Yds	Avg	Long	TD
Bettis	246	811	3.3	21	7
Zereoue	132	433	3.3	22	2
Randle El	15	75	5.0	32	0
Haynes	20	63	3.2	15	0
Ward	11	61	5.5	25	0
Kreider	7	29	4.1	9	1
Maddox	13	12	0.9	6	0
Batch	1	11	11.0	11	0
Burress	1	-7	-7.0	-7	0
Team	446	1488	3.3	32	10
Opponents	449	1741	3.9	78t	14

## Receiving

	No.	Yds	Avg	Long	TD
Ward	95	1163	12.2	50	10
Burress	60	860	14.3	47	4
Zereoue	40	310	7.8	29	0
Randle El	37	364	9.8	32t	1
Doering	18	240	13.3	53	1
Bettis	13	86	6.6	16	0
Turman	12	113	9.4	23	0
Riemersma	10	138	13.8	24	1
Kreider	9	107	11.9	26	0
Haynes	7	57	8.1	13	0
Mays	2	17	8.5	9	0
Bruener	2	12	6.0	11	1
Hope	1	81	81.0	81t	1
Team	306	3548	11.6	81t	19
Opponents	294	3245	11.0	61t	20

## Interceptions

	No.	Yds	Avg	Long	TD
Alexander	4	63	15.8	34	0
Scott	3	50	16.7	26t	1
Townsend	3	24	8.0	25t	1
Bell	1	61	61.0	42	0
Farrir	1	9	9.0	9	0
Washington	1	7	7.0	7	0
Gildon	1	1	1.0	1	0
Team	14	215	15.4	42	2
Opponents	17	386	22.7	75t	3

## Punting

	No.	Yds	Avg	Net	TB	In	Lg	B
Miller	84	3518	41.9	36.0	8	27	69	1
Team	84	3518	41.9	36.0	8	27	69	1
Opponents	91	3694	40.6	32.1	11	23	61	0

## Punt Returns

	Ret	FC	Yds	Avg	Long	TD
Randle El	45	12	542	12.0	84t	2
Doering	0	0	9	0	9	0
Team	45	12	551	12.2	84t	2
Opponents	47	12	296	6.3	45	0

## Kickoff Returns

	No.	Yds	Avg	Long	TD
Taylor	37	831	22.5	53	0
Randle El	24	466	19.4	34	0
Mays	4	79	19.8	27	0
Kreider	3	29	9.7	15	0
Team	68	1405	20.7	53	0
Opponents	66	1359	20.6	100t	1

## Field Goals

	1-9	20-29	30-39	40-49	50+
Reed	0/0	9/12	6/7	7/12	1/1
Team	0/0	9/12	6/7	7/12	1/1
Opponents	1/1	7/7	5/5	8/9	0/2

Reed: [29G,31G][20G,51G][24WR,33G]  
 [26G,23G,30CR][30G,37G][24G,26G]  
 [49G,33G,21G][23WL][45WR][45WR,23G,46G]  
 [23G,39G][47SH,44G,48SH,40G][43WL,20WL]  
 [47G,40G][42G]  
 Opponents: [44G][119G,22G][47G]  
 [47WL,20G,22G][36G,46G,34G][20G]  
 [32G,22G,44G][27G,31G][44G][28G,41G][31G]  
 [46G,52SH,51SH,47G]



# 2002 FINAL REGULAR-SEASON STATISTICS [WON 10, LOST 5, TIED 1]

## Schedule

Date	W-L	Score	Opponent	Attendance
9/9	L	30-14	at New England	68,435
9/15	L	30-17	Dakland	62,260
9/29	W	16-13/OT	Cleveland	62,864
10/6	L	32-29	at New Orleans	67,734
10/13	W	34-7	at Cincinnati	63,900
10/21	W	28-10	Indianapolis	62,800
10/27	W	31-18	at Baltimore	69,638
11/3	W	23-20	at Cleveland	73,718
11/10	T	34-34/OT	Atlanta	62,779
11/17	L	31-23	at Tennessee	68,804
11/24	W	29-21	Cincinnati	60,473
12/1	W	25-23	at Jacksonville	55,260
12/8	L	24-6	Houston	58,551
12/15	W	30-14	Carolina	58,586
12/23	W	17-7	at Tampa Bay	65,684
12/29	W	34-31	Baltimore	61,961

## Team Statistics

	Pittsburgh	Opponent
Total First Downs	343	279
Rushing	119	77
Passing	200	178
Penalty	24	24
3rd Down: Made/Att	94/223	99/225
3rd Down Pct.	42.2	43.6
4th Down: Made/Att	14/23	7/13
4th Down Pct.	60.9	53.8
Possession Avg.	32:47	27:13
Total Net Yards	5952	4835
Avg. Per Game	372.0	302.2
Total Plays	1097	982
Avg. Per Play	5.4	4.9
Net Yards Rushing	2120	1375
Avg. Per Game	132.5	85.9
Total Rushes	512	359
Net Yards Passing	3832	3460
Avg. Per Game	239.5	216.3
Sacked/Yards Lost	34/204	50/313
Gross Yards	4036	3773
Att./Completions	551/350	573/336
Completion Pct.	63.5	58.6
Had Intercepted	22	19
Punts/Average	63/41.0	77/40.3
Net Punting Avg.	33.2	35.0
Penalties/Yards	90/712	106/927
Fumbles/Ball Lost	26/14	22/17
Touchdowns	43	41
Rushing	15	16
Passing	26	19
Returns	2	6

## Score by Period

	01	02	03	04	OT	Pts
Team	113	124	61	89	3	390
Opponents	79	73	86	107	0	345

## Passing

	Att	Cmp	Yds	Cmp%	TD	Int	Long	Sack/Lost	Rating
Maddox	377	234	2836	62.1	20	16	72t	26/148	85.2
Stewart	166	109	1155	65.7	6	6	64t	7/46	82.8
Randle El	8	?	45	87.5	0	0	25	1/10	90.1
Team	551	350	4036	63.5	26	22	72t	34/204	84.6
Opponents	573	336	3773	58.6	19	19	64	50/313	75.6

## Scoring

	TD	Ru	Pa	Rt	PAT	FG	2Pt	Pts
Ward	12	0	12	0	0/0	0/0	3	78
Peterson	0	0	0	0	25/26	12/21	0	61
Reed	0	0	0	0	10/11	17/19	0	61
Bettis	9	9	0	0	0/0	0/0	0	54
Burress	7	0	7	0	0/0	0/0	1	44
Zereoue	4	4	0	0	0/0	0/0	0	24
Randle El	3	0	2	1	0/0	0/0	0	18
Mathis	2	0	2	0	0/0	0/0	0	12
Stewart	2	2	0	0	0/0	0/0	0	12
Kreider	1	0	1	0	0/0	0/0	1	8
Tuman	1	0	1	0	0/0	0/0	0	6
Scott	1	0	0	1	0/0	0/0	0	6
Bruener	1	0	1	0	0/0	0/0	0	6
Team	43	15	26	2	35/37	29/40	0	390
Opponents	41	16	19	6	37/38	20/26	0	345

**Sacks:** Porter 9.0, Gildon 9.0, Haggans 6.5, Smith 5.5, Bailey 5.5, Bell 4.0, Flowers 4.0, von Delhoffen 3.0, Hampton 2.0, Alexander 1.0, Logan 0.5, Team 50.0, Opponents 34.0

**2-PT Conversions:** Ward-3, Burress, Kreider, Team 5-6, Opponents 1-3

## Rushing

	No.	Yds	Avg	Long	TD
Zereoue	193	762	3.9	42	4
Bettis	187	666	3.6	41t	9
Stewart	43	191	4.4	28t	2
Ward	12	142	11.8	39	0
Randle El	19	134	7.1	24	0
Fuamatu-Ma'afala	23	115	5.0	17	0
Haynes	10	51	5.1	20	0
Maddox	19	43	2.3	21	0
Kreider	6	16	2.7	5	0
Team	512	2120	4.1	42	15
Opponents	359	1375	3.8	59t	16

## Receiving

	No.	Yds	Avg	Long	TD
Ward	112	1329	11.9	72t	12
Burress	78	1325	17.0	62t	7
Randle El	47	489	10.4	36	2
Zereoue	42	341	8.1	54	0
Mathis	23	218	9.5	22	2
Kreider	18	122	6.8	15	1
Bruener	13	66	5.1	10	1
Bettis	7	57	8.1	15	0
Tuman	4	63	15.8	27	1
Haynes	3	10	3.3	7	0
Fuamatu-Ma'afala	2	12	6.0	6	0
Cushing	1	4	4.0	4	0
Team	350	4036	11.5	72t	26
Opponents	336	3773	11.2	64	19

## Interceptions

	No.	Yds	Avg	Long	TD
Porter	4	153	38.3	84	0
Alexander	4	37	9.3	25	0
Washington	3	51	17.0	28	0
Townsend	3	3	1.0	2	0
Flowers	2	31	15.5	25	0
Scott	2	30	15.0	30t	1
Logan	1	46	46.0	46	0
Team	19	351	18.5	84	1
Opponents	22	421	19.1	70t	2

## Punting

	No.	Yds	Avg	Net	TB	In	Lg	B
Miller	55	2267	41.2	33.1	5	14	62	1
Rouen	7	316	45.1	38.7	1	1	55	0
Team	62	2583	41.6	33.2	6	15	62	1
Opponents	77	3102	40.3	35.0	6	17	63	1

## Punt Returns

	Ret	FC	Yds	Avg	Long	TD
Randle El	42	13	347	8.3	60	0
Colclough	1	0	13	13.0	13	0
Haynes	1	0	5	5.0	5	0
Team	44	13	365	8.3	60	0
Opponents	34	8	252	7.4	33	0

## Kickoff Returns

	No.	Yds	Avg	Long	TD
Randle El	32	733	22.9	99t	1
Mays	32	671	21.0	35	0
Poteat	5	103	20.6	25	0
Kreider	1	18	18.0	18	0
Bailey	1	12	12.0	12	0
Allred	1	7	7.0	7	0
Team	72	1544	21.4	99t	1
Opponents	78	1671	21.4	96t	1

## Field Goals

	1-19	20-29	30-39	40-49	50+
T. Peterson	1/1	2/3	6/10	3/7	0/0
J. Reed	0/0	5/5	5/5	6/7	1/2
Team	1/1	7/8	11/15	9/14	1/2
Opponents	0/0	7/7	2/3	11/15	0/1
Peterson:	[39N][46G][196,276,248,31G][346,32W,30G][48SH][345][436,41WR,286,42G][346,40RU,346,48B][31WR,37WR]				
Reed:	[336,51SH,436,45G][256,296,306,466,336,50G][406,316,43SH][366,41G,23G][26G][236,48G]				
Opponents:	[456,286,276G][416,456,46W,27G][286,286,45SH][406,486,316,48G][46SH][48SH,41G][28G][366,406,56B][39WR,436][43G]				

## 2001 FINAL REGULAR-SEASON STATISTICS [WON 13, LOST 3]

### Schedule

Date	W-L	Score	Opponent	Attendance
9/9	L	21-3	at Jacksonville	63,785
9/30	W	20-3	at Buffalo	72,874
10/7	W	16-7	Cincinnati	62,335
10/14	W	20-17	at Kansas City	78,413
10/21	W	17-10	at Tampa Bay	65,588
10/29	W	34-7	Tennessee	63,763
11/4	L	13-10	Baltimore	62,906
11/11	W	15-12/OT	at Cleveland	73,218
11/18	W	20-7	Jacksonville	62,644
11/25	W	34-24	at Tennessee	68,801
12/2	W	21-16	Minnesota	62,661
12/9	W	18-7	New York Jets	62,884
12/16	W	26-21	at Baltimore	69,506
12/23	W	47-14	Detroit	62,809
12/30	L	26-23/OT	at Cincinnati	63,751
1/6	W	28-7	Cleveland	59,189

### Team Statistics

	Pittsburgh	Opponent
Total First Downs	314	254
Rushing	148	70
Passing	150	160
Penalty	16	24
3rd Down: Made/Att	106/232	68/199
3rd Down Pct.	45.7	34.2
4th Down: Made/Att	6/12	4/17
4th Down Pct.	50.0	23.5
Possession Avg.	34:10	25:50
Total Net Yards	5887	4137
Avg. Per Game	367.9	258.6
Total Plays	1065	919
Avg. Per Play	5.5	4.5
Net Yards Rushing	2774	1195
Avg. Per Game	173.4	74.7
Total Rushes	580	339
Net Yards Passing	3113	2942
Avg. Per Game	194.6	183.9
Sacked/Yards Lost	31/182	55/367
Gross Yards	3295	3309
Att./Completions	454/274	525/295
Completion Pct.	60.4	56.2
Had Intercepted	12	16
Punts/Average	63/41.4	87/42.3
Net Punting Avg.	63/34.6	87/36.3
Penalties/Yards	86/737	71/585
Fumbles/Ball Lost	28/9	27/12
Touchdowns	38	26
Rushing	17	5
Passing	16	19
Returns	5	2

### Score by Period

	01	02	03	04	OT	Pts
Team	60	108	102	79	3	352
Opponents	33	81	13	82	3	212

### Passing

	Att	Cmp	Yds	Cmp%	TD	Int	Long	Sack/Lost	Rating
Stewart	442	266	3109	60.2	14	11	90t	29/175	81.7
Maddox	9	7	154	77.8	1	1	57	1/4	116.2
Bettis	2	1	32	50.0	1	0	32t	0/0	135.4
Ward	1	0	0	0.0	0	0	0	1/3	39.6
Team	454	274	3295	60.4	16	12	90t	31/182	83.4
Opponents	525	295	3309	56.2	19	16	80t	55/367	74.5

### Scoring

	TD	Ru	Pa	Rt	PAT	FG	2Pt	Pts
Brown	0	0	0	0	34/37	30/44	0	124
Burress	5	0	6	0	0/0	0/0	0	36
Stewart	5	5	0	0	0/0	0/0	0	30
Bettis	4	4	0	0	0/0	0/0	0	24
Fuamatu-Ma'afala	4	3	1	0	0/0	0/0	0	24
Ward	4	0	4	0	0/0	0/0	0	24
Edwards	2	1	0	1	0/0	0/0	0	12
Scott	2	0	0	2	0/0	0/0	0	12
Shaw	2	0	2	0	0/0	0/0	0	12
Zereoue	2	1	1	0	0/0	0/0	0	12
Bowers	1	1	0	0	0/0	0/0	0	6
Cushing	1	0	1	0	0/0	0/0	0	6
Gildon	1	0	0	1	0/0	0/0	0	6
Kreider	1	1	0	0	0/0	0/0	0	6
Maddox	1	1	0	0	0/0	0/0	0	6
Tuman	1	0	1	0	0/0	0/0	0	6
Washington	1	0	0	1	0/0	0/0	0	6
Team	38	17	16	5	34/37	30/44	0	352
Opponents	26	5	19	2	23/24	9/20	2	212

Sacks: Gildon 12.0, Bell 9.0, Porter 9.0, A. Smith 8.0, von Oelhoffen 4.0, Alexander 2.0, Bailey 2.0, Holmes 2.0, Logan 2.0, Townsend 2.0, Flowers 1.0, Hampton 1.0, Washington 1.0.  
Team 55.0, Opponents 31.0  
2-Pt. Conversions: Team 0-1, Opponents 1-2

### Rushing

	No.	Yds	Avg	Long	TD
Bettis	225	1072	4.8	48	4
Stewart	96	537	5.6	48t	5
Fuamatu-Ma'afala	120	453	3.8	46	3
Zereoue	85	441	5.2	32	1
Bowers	18	84	4.7	21t	1
Ward	10	83	8.3	36	0
Kreider	7	29	4.1	12	1
Edwards	5	28	5.6	12t	1
Witman	5	24	4.8	14	0
Maddox	6	9	1.5	8	1
Martin	1	8	8.0	8	0
Team	578	2768	4.8	48t	17
Opponents	339	1195	3.5	36	5

### Receiving

	No.	Yds	Avg	Long	TD
Ward	94	1003	10.7	34	4
Burress	66	1008	15.3	43	6
Shaw	24	409	17.0	90t	2
Edwards	19	283	14.9	57	0
Fuamatu-Ma'afala	16	127	7.9	54	1
Zereoue	13	154	11.8	62	1
Bruener	12	98	8.2	21	0
Bettis	8	48	6.0	16	0
Tuman	7	95	13.7	32t	1
Witman	6	32	5.3	12	0
Cushing	5	24	4.8	9	1
Kreider	2	5	2.5	5	0
Blackwell	1	8	8.0	8	0
Bowers	1	0	0.0	0	0
Team	274	3295	12.0	90t	16
Opponents	295	3309	11.2	80t	19

### Interceptions

	No.	Yds	Avg	Long	TD
Scott	5	204	40.8	62	2
Alexander	4	39	9.8	22	0
Townsend	2	7	3.5	7	0
Logan	2	2	1.0	2	0
Washington	1	15	15.0	15	0
Clancy	1	3	3.0	3	0
Gildon	1	0	0.0	0	0
Team	16	270	16.9	62	2
Opponents	12	101	8.4	39	0

### Punting

	No.	Yds	Avg	Net	TB	In	Lg	B
Miller	59	2505	42.5	34.9	5	23	64	1
K. Brown	3	106	35.3	27.3	0	0	46	0
Team	62	2611	42.1	34.6	5	23	64	1
Opponents	87	3677	42.3	36.3	5	28	57	0

### Punt Returns

	Ret	FC	Yds	Avg	Long	TD
Poteat	36	14	292	8.1	39	0
Edwards	10	0	83	8.3	28	0
Shaw	4	1	45	11.3	23	0
Team	50	15	420	8.4	39	0
Opponents	28	14	334	11.9	62	0

### Kickoff Returns

	No.	Yds	Avg	Long	TD
Edwards	20	462	23.1	81	0
Poteat	16	250	15.6	30	0
Jackson	6	125	20.8	25	0
Blackwell	2	36	18.0	20	0
Logan	1	9	9.0	9	0
Shaw	1	2	2.0	2	0
Team	46	884	19.2	81	0
Opponents	73	1561	21.4	95t	1

### Field Goals

	1-19	20-29	30-39	40-49	50+
K. Brown	0/0	7/7	15/20	6/15	2/2
Team	0/0	7/7	15/20	6/15	2/2
Opponents	0/0	3/5	4/6	2/7	0/2

Brown: [41G][33N,30G,52G][26G,42G,48G][42G,55G][35G][48N,42G,27G][38G,41N,33N,48N,35N][31G,27G,37G,37G,45N,32G][48G,28G][39G,47N,37G][40N][26G,33G,40N,44N,38G,20G][22G,33G,32N][48N,37G,38N,31G][38G]  
Opponents: [22N][49N,23G][51N][31G][48N][25G,39G][40G][47N][49G][25G,38N][51N][48N][48N][32N,28N,34G,31G]



## 2000 FINAL REGULAR-SEASON STATISTICS [WON 9, LOST 7]

## Schedule

Date	W-L	Score	Opponent	Attendance
9/3	L	16-0	Baltimore	55,049
9/17	L	23-20	at Cleveland	73,018
9/24	L	23-20	Tennessee	51,769
10/1	W	24-13	at Jacksonville	64,351
10/8	W	20-3	at N.Y. Jets	78,441
10/15	W	15-0	Cincinnati	54,328
10/22	W	22-0	Cleveland	57,659
10/29	W	9-6	at Baltimore	69,405
11/5	L	9-7	at Tennessee	68,498
11/12	L	26-23 OT	Philadelphia	56,702
11/19	L	34-24	Jacksonville	50,925
11/26	W	48-28	at Cincinnati	63,925
12/3	W	21-20	Oakland	55,811
12/10	L	30-10	at N.Y. Giants	78,164
12/16	W	24-3	Washington	58,183
12/24	W	34-21	at San Diego	50,809

## Team Statistics

	Pittsburgh	Opponent
Total First Downs	283	252
Rushing	124	82
Passing	128	153
Penalty	31	17
3rd Down: Made/Att	86/229	78/222
3rd Down Pct.	37.6	35.1
4th Down: Made/Att	5/10	8/17
4th Down Pct.	50.0	47.1
Possession Avg.	31:27	28:33
Total Net Yards	4766	4713
Avg. Per Game	297.9	294.6
Total Plays	1009	985
Avg. Per Play	4.7	4.8
Net Yards Rushing	2248	1693
Avg. Per Game	140.5	105.8
Total Rushes	527	425
Net Yards Passing	2518	3020
Avg. Per Game	157.4	188.9
Sacked/Yards Lost	43/220	39/228
Gross Yards	2738	3249
Att./Completions	439/217	521/280
Completion Pct.	49.4	53.7
Had Intercepted	10	17
Punts/Average	91/43.3	84/43.3
Net Punting Avg.	91/37.5	84/35.5
Penalties/Yards	81/867	105/876
Fumbles/Ball Lost	24/11	25/18
Touchdowns	35	24
Rushing	19	9
Passing	12	13
Returns	4	2

## Score by Period

	01	02	03	04	OT	Pts
Team	58	99	67	97	0	321
Opponents	67	76	50	59	3	255

## Passing

	Att	Cmp	Yds	Cmp%	TD	Int	Long	Sack/Lost	Rating
Stewart	289	151	1860	52.2	11	8	45t	30/150	73.6
Graham	148	66	878	44.6	1	1	77t	13/70	63.4
Bettis	2	0	0	0.0	0	1	0	0/0	0.0
Team	439	217	2738	49.4	12	10	77t	43/220	68.9
Opponents	521	280	3249	53.7	13	17	79	39/229	67.6

## Scoring

	TD	Ru	Pa	Rt	PAT	FG	2Pt	Pts
Brown	0	0	0	0	32/33	25/30	0	107
Bettis	8	8	0	0	0/0	0/0	0	48
Stewart	7	7	0	0	0/0	0/0	0	42
Shaw	4	0	4	0	0/0	0/0	0	24
Ward	4	0	4	0	0/0	0/0	0	24
Huntley	3	3	0	0	0/0	0/0	1	20
Bruener	3	0	3	0	0/0	0/0	0	18
Porter	1	0	0	1	0/0	0/0	0	8
Blackwell	1	0	0	1	0/0	0/0	0	6
Fuamatu-Ma'afala	1	1	0	0	0/0	0/0	0	6
Gildon	1	0	0	1	0/0	0/0	0	6
Hawkins	1	0	1	0	0/0	0/0	0	6
Poteat	1	0	0	1	0/0	0/0	0	6
Team	35	19	12	4	32/33	25/30	1	321
Opponents	24	9	13	2	24/24	29/34	0	255

Sacks: Gildon 13.5, Porter 10.5, A. Smith 4.0, Townsend 3.5, Alexander 1.5, Battles 1.0, Flowers 1.0, Holmes 1.0, von Oelhoffen 1.0, Vrabel 1.0, Team 39.0, Opponents 43.0

2-Pt. Conversions: Huntley, Team 1-2, Opponents 0-0

## Rushing

	No.	Yds	Avg	Long	TD
Bettis	355	1341	3.8	30	8
Stewart	78	436	5.6	45t	7
Huntley	46	215	4.7	30t	3
Fuamatu-Ma'afala	21	149	7.1	23	1
Ward	4	53	13.3	23	0
Kreider	2	24	12.0	22	0
Zerouue	6	14	2.3	11	0
Graham	8	7	0.9	7	0
Witman	3	5	1.7	2	0
Edwards	3	4	1.3	15	0
Miller	1	0	0.0	0	0
Team	527	2248	4.3	45t	19
Opponents	425	1693	4.0	46	9

## Receiving

	No.	Yds	Avg	Long	TD
Ward	48	672	14.0	77t	4
Shaw	40	672	16.8	45t	4
Burress	22	273	12.4	39	0
Hawkins	19	238	12.5	33	1
Edwards	18	215	11.9	27	0
Bruener	17	192	11.3	30t	3
Bettis	13	97	7.5	25	0
Fuamatu-Ma'afala	11	107	9.7	25	0
Huntley	10	91	9.1	19	0
Kreider	5	42	8.4	14	0
Witman	5	33	6.6	11	0
Cushing	4	17	4.3	5	0
Geason	3	66	22.0	36	0
Blackwell	2	23	11.5	14	0
Team	217	2738	12.6	77t	12
Opponents	280	3249	11.6	79	13

## Interceptions

	No.	Yds	Avg	Long	TD
Washington	5	59	11.8	31	0
Scott	5	49	9.8	33	0
Alexander	3	31	10.3	15	0
Codie	1	14	14.0	14	0
Kirkland	1	1	1.0	1	0
Flowers	1	0	0.0	0	0
Porter	1	0	0.0	0	0
Team	17	154	9.1	33	0
Opponents	10	150	15.0	63t	2

## Punting

	No.	Yds	Avg	Net	TB	In	Lg	B
Miller	90	3944	43.8	37.5	8	34	67	1
Team	90	3944	43.8	37.5	8	34	67	1
Opponents	84	3641	43.3	35.5	8	29	65	0

## Punt Returns

	Ret	FC	Yds	Avg	Long	TD
Poteat	36	7	467	13.0	54	1
Hawkins	4	11	15	3.8	9	0
Shaw	2	1	17	8.5	10	0
Edwards	0	1	0	—	—	0
Team	42	20	499	11.9	54	1
Opponents	44	14	371	8.4	27	0

## Kickoff Returns

	No.	Yds	Avg	Long	TD
Poteat	24	465	19.4	31	0
Edwards	15	298	19.9	37	0
Blackwell	10	281	28.1	98t	1
Ward	7	186	26.6	57	0
Kreider	1	0	0.0	0	0
Tuman	1	-1	-1.0	-1	0
Shaw	0	-8	—	-8	0
Team	58	1221	21.1	98t	1
Opponents	69	1496	21.7	62	0

## Field Goals

	1-19	20-29	30-39	40-49	50+
K. Brown	1/1	8/8	9/10	6/9	1/2
Team	1/1	8/8	9/10	6/9	1/2
Opponents	2/2	9/11	6/7	11/13	1/1
Brown: [45N] [41G, 31G] [32G, 32G, 50N] [19G] [43G, 29G] [36G, 28G] [44G, 20G, 31G, 26G, 33G] [24G] [38G, 52G, 40G] [40G, 42N] [44G, 28G] [32G, 36N, 44N] [28G] [32G, 28G]					
Opponents: [23G, 26G, 33G] [23G, 28G, 19G] [24G, 40G, 40G] [19G, 48G] [29G, 40G] [42N] [51G, 49G] [21G, 24N, 31G, 29G] [26G, 45G, 38N, 42G, 42G] [36G, 33G] [40G, 42G, 44N] [38G, 40G, 21G] [32G]					

## 1999 FINAL REGULAR-SEASON STATISTICS (WON 6, LOST 10)

### Schedule

Date	W-L	Score	Opponent	Attendance
9/12	W	43-0	at Cleveland	73,138
9/19	W	23-20	at Baltimore	68,965
9/26	L	29-10	Seattle	57,881
10/3	L	17-3	Jacksonville	57,308
10/10	L	24-21	at Buffalo	71,038
10/17	W	17-3	at Cincinnati	59,669
10/25	W	13-9	Atlanta	58,141
11/7	W	27-6	at San Francisco	68,657
11/14	L	16-15	Cleveland	58,213
11/21	L	16-10	at Tennessee	66,619
11/28	L	27-20	Cincinnati	50,907
12/2	L	20-6	at Jacksonville	68,806
12/12	L	31-24	Baltimore	46,215
12/18	L	35-19	at Kansas City	78,597
12/26	W	30-20	Carolina	39,428
1/2	L	47-36	Tennessee	48,025

### Scoring

TD	Ru	Pa	Rt	PAT	FG	2Pt	Pts
Brown	0	0	0	0	30/31	25/29	0 105
Huntley	8	5	3	0	0/0	0/0	0 48
Ward	7	0	7	0	0/0	0/0	0 44
Bettis	7	7	0	0	0/0	0/0	0 44
Edwards	5	0	5	0	0/0	0/0	0 30
Shaw	3	0	3	0	0/0	0/0	0 18
Stewart	3	2	1	0	0/0	0/0	0 18
Davis	1	0	0	1	0/0	0/0	0 6
Porter	1	0	0	1	0/0	0/0	0 6
<b>Team</b>	<b>35</b>	<b>14</b>	<b>19</b>	<b>2</b>	<b>30/31</b>	<b>25/29</b>	<b>0 317</b>
<b>Opponents</b>	<b>36</b>	<b>10</b>	<b>20</b>	<b>6</b>	<b>34/35</b>	<b>20/26</b>	<b>5 320</b>

Sacks: Gildon 8.5, Emmons 6.0, Flowers 5.0, Roy, 4.5, Oldham 3.0, Steed 3.0, Kirkland 2.0, Porter 2.0, Vrabel 2.0, L. Brown 1.0, Henry 1.0, Shields 1.0, **Team 39.0, Opponents 37.0**  
2-Pt. Conversions: Ward, Team 1-4, Opponents 0-1

### Interceptions

No.	Yds	Avg	Long	TD	
Shields	4	75	18.8	25	0
Washington	4	1	0.3	1	0
Kirkland	1	23	23.0	23	0
Emmons	1	22	22.0	22	0
Scott	1	16	16.0	16	0
Oldham	1	9	9.0	9	0
Roye	1	2	2.0	2	0
Davis	1	1	1.0	1	0
<b>Team</b>	<b>14</b>	<b>149</b>	<b>10.6</b>	<b>25</b>	<b>0</b>
<b>Opponents</b>	<b>18</b>	<b>304</b>	<b>16.9</b>	<b>58†</b>	<b>3</b>

### Punting

No.	Yds	Avg	Net	TB	In	Lg	B	
Miller	84	3795	45.2	38.1	10	27	75	0
<b>Team</b>	<b>84</b>	<b>3795</b>	<b>45.2</b>	<b>38.1</b>	<b>10</b>	<b>27</b>	<b>75</b>	<b>0</b>
<b>Opponents</b>	<b>92</b>	<b>3737</b>	<b>40.6</b>	<b>34.3</b>	<b>10</b>	<b>32</b>	<b>78</b>	<b>0</b>

### Team Statistics

	Pittsburgh	Opponent
Total First Downs	295	260
Rushing	111	92
Passing	159	142
Penalty	25	26
3rd Down: Made/Att	90/234	64/203
3rd Down Pct.	38.5	31.5
4th Down: Made/Att	7/24	8/16
4th Down Pct.	29.2	50.0
Possession Avg.	31:28	28:32
Total Net Yards	4874	4884
Avg. Per Game	304.6	305.3
Total Plays	1067	953
Avg. Per Play	4.6	5.1
Net Yards Rushing	1991	1958
Avg. Per Game	124.4	122.4
Total Rushes	495	451
Net Yards Passing	2883	2926
Avg. Per Game	180.2	182.9
Sacked/Yards Lost	37/235	39/241
Gross Yards	3118	3167
Att./Completions	535/301	463/245
Completion Pct.	56.3	52.9
Had Intercepted	18	14
Punts/Average	84/45.2	92/40.6
Net Punting Avg.	91/37.5	84/35.5
Penalties/Yards	119/945	101/813
Fumbles/Ball Lost	19/7	29/14
Touchdowns	35	36
Rushing	14	10
Passing	19	20
Returns	2	6

### Score by Period

	01	02	03	04	OT	Pts
Team	102	72	60	83	0	317
Opponents	100	102	59	59	0	320

### Passing

	Att	Cmp	Yds	Cmp%	TD	Int	Long	Sack/Lost	Rating
Stewart	275	160	1464	58.2	6	10	42	22/131	64.9
Tomczak	258	139	1625	53.9	12	8	49	15/104	75.8
Bettis	1	1	21	100.0	1	0	21†	0/0	158.3
Gonzalez	1	1	8	100.0	0	0	8	0/0	100.0
<b>Team</b>	<b>535</b>	<b>301</b>	<b>3118</b>	<b>56.3</b>	<b>19</b>	<b>18</b>	<b>49</b>	<b>37/235</b>	<b>71.1</b>
<b>Opponents</b>	<b>463</b>	<b>245</b>	<b>3167</b>	<b>52.9</b>	<b>20</b>	<b>14</b>	<b>88†</b>	<b>40/247</b>	<b>76.5</b>

### Rushing

No.	Yds	Avg	Long	TD	
Bettis	299	1091	3.6	35	7
Huntley	93	567	6.1	52	5
Stewart	56	258	4.6	21	2
Zeroue	18	48	2.7	8	0
Tomczak	16	19	1.2	17	0
Wittman	6	18	3.0	7	0
Fuamatu-Ma'afala	1	4	4.0	4	0
Ward	2	-2	-1.0	3	0
Gonzalez	2	-3	-1.5	-1	0
Miller	2	-9	-4.5	0	0
<b>Team</b>	<b>495</b>	<b>1991</b>	<b>4.0</b>	<b>52</b>	<b>14</b>
<b>Opponents</b>	<b>451</b>	<b>1958</b>	<b>4.3</b>	<b>82†</b>	<b>10</b>

### Receiving

No.	Yds	Avg	Long	TD	
Edwards	61	714	11.7	41	5
Ward	61	638	10.5	42	7
Hawkins	30	285	9.5	23	0
Shaw	28	387	13.8	49	3
Huntley	27	253	9.4	25	3
Bettis	21	110	5.2	17	0
Blackwell	20	186	9.3	26	0
Bruener	18	176	9.8	29	0
Wittman	12	106	8.8	38	0
Stewart	9	113	12.6	28	1
Lyons	8	81	10.1	25	0
Cline	4	45	11.3	30	0
Cushing	2	29	14.5	22	0
Johnson	2	23	11.5	18	0
Zeroue	2	17	8.5	14	0
<b>Team</b>	<b>301</b>	<b>3118</b>	<b>10.4</b>	<b>49</b>	<b>19</b>
<b>Opponents</b>	<b>245</b>	<b>3167</b>	<b>12.9</b>	<b>88</b>	<b>20</b>

### Punt Returns

	Ret	FC	Yds	Avg	Long	TD
Edwards	25	4	234	9.4	48	0
Hawkins	11	6	49	4.5	14	0
Shaw	4	3	53	13.3	17	0
Blackwell	1	1	39	39.0	39	0
Ward	1	0	2	2.0	2	0
<b>Team</b>	<b>42</b>	<b>14</b>	<b>377</b>	<b>9.0</b>	<b>48</b>	<b>0</b>
<b>Opponents</b>	<b>39</b>	<b>13</b>	<b>392</b>	<b>10.1</b>	<b>94†</b>	<b>1</b>

### Kickoff Returns

	No.	Yds	Avg	Long	TD
Huntley	15	336	22.4	41	0
Blackwell	14	282	20.1	37	0
Edwards	13	234	18.0	44	0
Zeroue	7	169	24.1	35	0
Lyons	3	42	14.0	17	0
Cline LG	2	8	4.0	8	0
Cline TM	2	8	4.0	8	0
Fuamatu-Ma'afala	1	9	9.0	9	0
Vrabel	1	6	6.0	6	0
Ward	1	24	24.0	24	0
<b>Team</b>	<b>57</b>	<b>1,110</b>	<b>19.5</b>	<b>44</b>	<b>0</b>
<b>Opponents</b>	<b>67</b>	<b>1,209</b>	<b>18.0</b>	<b>75</b>	<b>0</b>

### Field Goals

	1-19	20-29	30-39	40-49	50+
K. Brown	2/2	5/5	9/10	8/11	1/1
<b>Team</b>	<b>2/2</b>	<b>5/5</b>	<b>9/10</b>	<b>8/11</b>	<b>1/1</b>
<b>Opponents</b>	<b>2/2</b>	<b>8/9</b>	<b>4/6</b>	<b>5/8</b>	<b>1/1</b>

K. Brown: [196,286,196][326,286,366][336]  
[486][436][516,256][286,386,311]  
[416,326,476][44N,246][356,336][406,386]  
[316,46N][426,498,476][466]  
**Opponents:** [456,286][456,516,416,266,30N,  
386][276,416][296,36N][376,41N][47N][196,  
206,49N][396][296]

MEDIA INFORMATION

FOOTBALL STAFF

2011 PLAYERS

2010 IN REVIEW

STEELERS HISTORY

RECORDS



## 1998 FINAL REGULAR-SEASON STATISTICS (WON 7, LOST 9)

## Schedule

Date	W-L	Score	Opponent	Attendance
9/6	W	20-13	at Baltimore	68,847
9/13	W	17-12	Chicago	59,084
9/20	L	21-0	at Miami	73,948
9/27	W	13-10	Seattle	58,413
10/11	L	25-20	at Cincinnati	59,979
10/18	W	16-6	Baltimore	58,620
10/26	W	20-13	at Kansas City	79,431
11/1	L	41-31	Tennessee	58,222
11/9	W	27-20	Green Bay	60,507
11/15	L	23-14	at Tennessee	41,104
11/22	W	30-15	Jacksonville	59,124
11/26	L	19-16 OT	at Detroit	78,139
12/6	L	23-9	New England	58,632
12/13	L	16-3	at Tampa Bay	65,335
12/20	L	25-24	Cincinnati	52,017
12/28	L	21-3	at Jacksonville	74,143

## Team Statistics

	Pittsburgh	Opponent
Total First Downs	268	266
Rushing	106	88
Passing	135	155
Penalty	27	23
3rd Down: Made/Att	87/224	89/236
3rd Down Pct.	38.8	37.7
4th Down: Made/Att	3/15	8/18
4th Down Pct.	20.0	44.4
Possession Avg.	30:20	29:40
Total Net Yards	4586	4963
Avg. Per Game	286.6	310.2
Total Plays	1014	1002
Avg. Per Play	4.5	5.0
Net Yards Rushing	2034	1642
Avg. Per Game	127.1	102.6
Total Rushes	490	479
Net Yards Passing	2552	3321
Avg. Per Game	159.5	207.6
Sacked/Yards Lost	35/229	41/238
Gross Yards	2781	3559
Att./Completions	489/274	482/268
Completion Pct.	56.0	55.6
Had Intercepted	20	16
Punts/Average	82/43.5	76/45.8
Net Punting Avg.	82/36.8	76/38.9
Penalties/Yards	79/691	106/854
Fumbles/Ball Lost	18/12	28/13
Touchdowns	26	30
Rushing	8	8
Passing	13	17
Returns	5	5

## Score by Period

	Q1	Q2	Q3	Q4	OT	Pts
Team	40	86	70	67	0	263
Opponents	24	112	63	101	3	303

## Passing

	Att	Cmp	Yds	Cmp%	TD	Int	Long	Sack/Lost	Rating
Stewart	458	252	2560	55.0	11	18	55t	33/211	62.9
Tomczak	30	21	204	70.0	2	2	42	2/18	83.2
Ward	1	1	17	100.0	0	0	17	0/0	118.8
Team	489	274	2781	56.0	13	20	55t	35/229	64.3
Opponents	482	268	3559	55.6	17	16	86t	41/238	77.1

## Scoring

	TD	Ru	Pa	Rt	PAT	FG	2Pt	Pts
N. Johnson	0	0	0	0	21/21	26/31	0	99
C. Johnson	7	0	7	0	0/0	0/0	0	46
Bettis	3	3	0	0	0/0	0/0	0	18
Fuamatu-Ma'afala	3	2	1	0	0/0	0/0	0	18
Bruener	2	0	2	0	0/0	0/0	0	12
Stewart	2	2	0	0	0/0	0/0	0	12
Washington	2	0	2	0	0/0	0/0	0	12
Blackwell	1	0	1	0	0/0	0/0	0	8
Coleman	1	0	1	0	0/0	0/0	0	6
Hawkins	1	0	1	0	0/0	0/0	0	6
Huntley	1	1	0	0	0/0	0/0	0	6
Lake	1	0	0	1	0/0	0/0	0	6
McAfee	1	0	0	1	0/0	0/0	0	6
Oldham	1	0	0	1	0/0	0/0	0	6
George	0	0	0	0	2/2	0/1	0	2
Team	26	8	13	5	23/24	26/32	0	263
Opponents	30	8	17	5	23/24	32/41	0	303

Sacks: Gildon 11.0, Henry 4.0, Emmons 3.5, Harrison 3.5, Royce 3.5, D. Jones 3.0, Kirkland 2.5, Vrabel 2.5, Gibson 2.0, Holmes 1.5, Flowers 1.0, Lake 1.0, Steed 1.0, Oldham 0.5, Perry 0.5.

Team 41.0, Opponents 35.0  
2-Pt. Conversions: C. Johnson 2, Blackwell, Team 3-3, Opponents 2-6

## Rushing

	No.	Yds	Avg	Long	TD
Bettis	316	1185	3.8	42	3
Stewart	81	406	5.0	56	2
Huntley	55	242	4.4	48	1
McAfee	18	111	6.2	14	0
Hawkins	10	41	4.1	14	0
Fuamatu-Ma'afala	7	30	4.3	10t	2
Ward	1	13	13.0	13	0
C. Johnson	1	4	4.0	4	0
Witman	1	2	2.0	2	0
Team	490	2034	4.2	56	8
Opponents	479	1642	3.4	37t	8

## Receiving

	No.	Yds	Avg	Long	TD
Hawkins	66	751	11.4	53	1
C. Johnson	65	815	12.5	55t	7
Blackwell	32	297	9.3	24t	1
Bruener	19	157	8.3	20	2
Bettis	16	90	5.6	26	0
Ward	15	246	16.4	45	0
Witman	13	74	5.7	15	0
Dunn	9	87	9.7	24	0
Fuamatu-Ma'afala	9	84	9.3	26t	1
Lester	9	46	5.1	9	0
McAfee	9	27	3.0	11	0
Coleman	4	49	12.3	13t	1
Lyons	3	19	6.3	11	0
Huntley	3	18	6.0	7	0
Stewart	1	17	17.0	17	0
Bishop	1	4	4.0	4	0
Team	274	2781	10.1	55t	13
Opponents	268	3559	13.3	86t	17

## Interceptions

	No.	Yds	Avg	Long	TD
Washington	5	178	35.6	78t	2
Lake	4	33	8.3	27	1
Perry	2	69	34.5	40	0
Holmes	1	36	36.0	36	0
Oldham	1	14	14.0	14	0
Emmons	1	2	2.0	2	0
Flowers	1	2	2.0	2	0
Kirkland	1	1	1.0	1	0
Team	16	335	20.9	78t	3
Opponents	20	169	8.5	33	2

## Punting

	No.	Yds	Avg	Net	TB	In	Lg	B
Miller	81	3530	43.6	36.8	12	34	73	0
Stewart	1	35.0	35.0	35.0	0	1	35	0
Team	82	3565	43.5	36.8	12	35	73	0
Opponents	76	3482	45.8	38.9	13	22	71	1

## Punt Returns

	Ret	FC	Yds	Avg	Long	TD
Hawkins	15	8	175	11.7	47	0
Coleman	10	3	53	5.3	12	0
Arnold	4	1	19	4.8	8	0
Blackwell	4	4	22	5.5	13	0
Team	33	16	269	8.2	47	0
Opponents	30	18	110	10.3	46	0

## Kickoff Returns

	No.	Yds	Avg	Long	TD
Dunn	21	525	25.0	44	0
Blackwell	20	382	19.1	43	0
Huntley	6	119	19.8	26	0
Arnold	3	78	26.0	31	0
Lyons	2	-4	-2.0	6	0
Gibson	1	9	9.0	9	0
McAfee	1	10	10.0	25	0
Royce	1	0	0.0	0	0
Bruener	0	-7	-7.0	-7	0
Team	55	1112	20.2	44	0
Opponents	64	1212	18.9	53	0

## Field Goals

	1-19	20-29	30-39	40-49	50+
N. Johnson	0/0	10/10	5/5	11/14	0/2
George	0/0	0/0	0/1	0/0	0/0
Team	0/0	10/10	5/6	11/14	0/2
Opponents	1/1	9/9	9/10	12/17	1/4
N. Johnson:	[27G,49G][49G][47B][33G,42N,25G][40G,40G][41G,42G,40G][34G,22G][52N][45G,21G][38G,29G,41G][30G,38G,53N,25G][49G,26G,43G][27G][22G][47N,24G]				
George:	[36B]				
Opponents:	[41G,42N,42N,45N,25G][19G,36G][47G,52N][44G,48G][41G,40G][20G,28G][43G,32G][51N,42G,37G][46G,24G,22G][45G,51G,43N,35G,42G][21G,29G,35G][39G,37G,33B,21G][33G,37G,43G,53N,46N,21G]				

## 1997 FINAL REGULAR-SEASON STATISTICS (WON 11, LOST 5)

### Schedule

Date	W-L	Score	Opponent	Attendance
8/31	L	37-7	Dallas	60,396
9/7	W	14-13	Washington	58,059
9/22	L	30-21	at Jacksonville	73,016
9/28	W	37-24	Tennessee	57,507
10/5	W	42-34	at Baltimore	64,421
10/12	W	24-22	Indianapolis	57,925
10/19	W	26-10	at Cincinnati	60,020
10/26	W	23-17/OT	Jacksonville	57,011
11/3	L	13-10	at Kansas City	78,301
11/9	W	37-0	Baltimore	56,669
11/16	W	20-3	Cincinnati	55,226
11/23	L	23-20	at Philadelphia	67,166
11/30	W	26-20/OT	at Arizona	66,341
12/7	W	35-24	Denver	59,739
12/13	W	24-21/OT	at New England	60,013
12/21	L	16-6	at Tennessee	50,677

### Team Statistics

	Pittsburgh	Opponent
Total First Downs	326	285
Rushing	154	82
Passing	157	177
Penalty	15	26
3rd Down: Made/Att	98/216	102/228
3rd Down Pct.	44.7	44.7
4th Down: Made/Att	11/18	7/13
4th Down Pct.	61.1	53.8
Possession Avg.	32:05	27:55
Total Net Yards	5542	4705
Avg. Per Game	346.4	294.1
Total Plays	1058	1005
Avg. Per Play	5.2	4.7
Net Yards Rushing	2479	1318
Avg. Per Game	154.9	82.4
Total Rushes	572	403
Net Yards Passing	3063	3387
Avg. Per Game	191.4	211.7
Sacked/Yards Lost	20/152	48/294
Gross Yards	3215	3681
Att./Completions	466/253	554/295
Completion Pct.	54.3	53.2
Had Intercepted	19	20
Punts/Average	64/42.6	66/42.5
Net Punting Avg.	64/35.0	66/37.9
Penalties/Yards	95/881	90/708
Fumbles/Ball Lost	25/14	26/14
Touchdowns	44	31
Rushing	19	5
Passing	22	24
Returns	3	2

### Score by Period

	Q1	Q2	Q3	Q4	OT	Pts
Team	67	98	86	106	15	372
Opponents	69	106	65	67	0	307

### Passing

	Att	Cmp	Yds	Cmp%	TD	Int	Long	Sack/Lost	Rating
Stewart	440	236	3020	53.6	21	17	69t	20/152	75.2
Tomczak	24	16	185	66.7	1	2	28t	0/0	68.9
Quinn	2	1	10	50.0	0	0	10	0/0	64.6
Team	466	253	3215	54.3	22	19	69t	20/152	74.8
Opponents	554	295	3681	53.2	24	20	55	48/294	73.5

### Scoring

	TD	Ru	Pa	Rt	PAT	FG	2Pt	Pts
N. Johnson	0	0	0	0	40/40	22/25	0	106
Stewart	11	11	0	0	0/0	0/0	0	66
Bettis	9	7	2	0	0/0	0/0	0	54
Thigpen	7	0	7	0	0/0	0/0	0	44
Bruener	6	0	6	0	0/0	0/0	0	36
Hawkins	3	0	3	0	0/0	0/0	0	18
Blackwell	2	0	1	1	0/0	0/0	0	12
C. Johnson	2	0	2	0	0/0	0/0	0	12
Jones	2	1	1	0	0/0	0/0	0	12
Gildon	1	0	0	1	0/0	0/0	0	6
Lake	1	0	1	0	0/0	0/0	0	6
Team	44	19	22	3	40/40	22/25	0	372
Opponents	31	5	24	2	28/28	29/35	1	307

Sacks: Lake 6.0, Gildon 5.0, Kirkland 5.0, Henry 4.5, Conley 4.0, Harrison 4.0, Holmes 4.0, Oldham 4.0, Lloyd 3.5, Bell 1.5, Vrabel 1.5, Fuller 1.0, Gibson 1.0, Perry 1.0, Royle 1.0, Steed 1.0.

Team 48.0, Opponents 20.0

2-Pt. Conversions: Thigpen, Team 1-2, Opponents 2-3

### Rushing

	No.	Yds	Avg	Long	TD
Bettis	375	1665	4.4	34	7
Stewart	88	476	5.4	74t	11
Jones	72	235	3.3	32	1
McAfee	13	41	3.2	9	0
Hawkins	5	17	3.4	11	0
Blackwell	2	14	7.0	11	0
Tomczak	7	13	1.9	17	0
Witman	5	11	2.2	4	0
Lester	2	9	4.5	6	0
Thigpen	1	3	3.0	3	0
Marsh	1	2	2.0	2	0
Miller	1	-7	-7.0	-7	0
Team	572	2479	4.3	74t	19
Opponents	403	1318	3.3	47	5

### Receiving

	No.	Yds	Avg	Long	TD
Thigpen	79	1398	17.7	69t	7
C. Johnson	46	568	12.3	49	2
Hawkins	45	555	12.3	44t	3
Bruener	18	117	6.5	18t	6
Jones	16	96	6.0	25	1
Bettis	15	110	7.3	19t	2
Blackwell	12	168	14.0	46	1
Lester	10	51	5.1	14	0
Lyons	4	29	7.3	13	0
McAfee	2	44	22.0	30	0
Marsh	2	14	7.0	8	0
Adams	1	39	39.0	39	0
Sadowski	1	12	12.0	12	0
Botkin	1	11	11.0	11	0
Witman	1	3	3.0	3	0
Team	253	3215	12.7	69t	22
Opponents	295	3681	12.5	55	24

### Interceptions

	No.	Yds	Avg	Long	TD
Woolford	4	91	22.8	34	0
Perry	4	77	19.3	42	0
Lake	3	16	5.3	11	0
Oldham	2	16	8.0	8	0
Kirkland	2	14	7.0	11	0
Scott	2	-4	-2.0	0	0
Henry	1	36	36.0	36	0
Bell	1	10	10.0	7	0
Conley	1	-3	-3.0	3	0
Team	20	253	12.7	42	0
Opponents	19	270	14.2	43	0

### Punting

	No.	Yds	Avg	Net	TB	In	Lg	B
Miller	64	2729	42.6	35.0	11	17	72	0
Team	64	2729	42.6	35.0	11	17	72	0
Opponents	66	2804	42.5	37.9	4	17	59	0

### Punt Returns

	Ret	FC	Yds	Avg	Long	TD
Blackwell	23	6	149	6.5	15	0
Coleman	5	2	5	1.0	5	0
Hawkins	4	2	68	17.0	30	0
Team	32	10	222	6.9	30	0
Opponents	23	6	271	11.8	38	0

### Kickoff Returns

	No.	Yds	Avg	Long	TD
Blackwell	32	791	24.7	97t	1
Coleman	24	487	20.3	28	0
Adams	10	215	21.5	31	0
Vrabel	1	0	0.0	0	0
Witman	1	10	10.0	10	0
Team	67	1493	22.3	97t	1
Opponents	74	1556	21.0	97t	1

### Field Goals

	1-19	20-29	30-39	40-49	50+									
N. Johnson	1/1	6/6	8/8	6/8	1/2									
Team	1/1	6/6	8/8	6/8	1/2									
Opponents	1/1	13/14	11/12	3/6	1/2									
N. Johnson:	[408]	[46N,486,526,446]	[23G]	[436,32G]	[19G]	[27G]	[52G,226,396]	[346,25G]	[46G,40G]	[40G,39G]	[51N]	[36G,34G,31G]	[23G,36G]	
Opponents:	[53G,24G,28G]	[37G,28G]	[29N,20G,45G,38N,27G]	[43N,37G,47G,28G]	[34G]	[37G,27G,35G,42N]	[33G]	[20G]	[35G,44G]	[25G]	[23G,35G,25G]	[32G,19G,46N]	[35G,53N]	[34G,29G,26G]



## 1996 FINAL REGULAR-SEASON STATISTICS (WON 10, LOST 6)

### Schedule

Date	W-L	Score	Opponent	Attendance
9/1	L	24-9	at Jacksonville	70,210
9/8	W	31-17	Baltimore	57,241
9/16	W	24-6	Buffalo	59,002
9/29	W	30-16	Houston	58,608
10/7	W	17-7	at Kansas City	79,189
10/13	W	20-10	Cincinnati	58,875
10/20	L	23-13	at Houston	50,337
10/27	W	20-17	at Atlanta	58,760
11/3	W	42-6	St. Louis	58,148
11/10	L	34-24	at Cincinnati	57,265
11/17	W	28-3	Jacksonville	58,879
11/25	W	24-17	at Miami	73,489
12/1	L	31-17	at Baltimore	51,822
12/8	W	16-3	San Diego	56,368
12/15	L	25-15	San Francisco	59,823
12/22	L	18-14	at Carolina	72,217

### Team Statistics

	Pittsburgh	Opponent
Total First Downs	296	286
Rushing	138	80
Passing	146	174
Penalty	12	32
3rd Down: Made/Att	84/208	77/213
3rd Down Pct.	40.4	36.2
4th Down: Made/Att	4/10	4/11
4th Down Pct.	40.0	36.4
Possession Avg.	30:08	29:52
Total Net Yards	5140	4362
Avg. Per Game	321.3	272.6
Total Plays	1002	1009
Avg. Per Play	5.1	4.3
Net Yards Rushing	2299	1415
Avg. Per Game	143.7	88.4
Total Rushes	525	411
Net Yards Passing	2841	2947
Avg. Per Game	177.6	184.2
Sacked/Yards Lost	21/149	51/369
Gross Yards	2990	3316
Att./Completions	456/246	547/322
Completion Pct.	53.9	58.9
Had Intercepted	19	23
Punts/Average	72/40.7	86/43.8
Net Punting Avg.	72/33.7	86/38.1
Penalties/Yards	84/665	97/746
Fumbles/Ball Lost	27/14	28/17
Touchdowns	39	27
Rushing	18	7
Passing	15	17
Returns	6	3

### Score by Period

	01	02	03	04	OT	Pts
Team	84	115	92	53	0	344
Opponents	67	85	42	63	0	257

### Passing

	Att	Cmp	Yds	Cmp%	TD	Int	Long	Sack/Lost	Rating
Tomczak	401	222	2767	55.4	15	17	70t	16/105	71.8
Stewart	30	11	100	36.7	0	2	15	3/37	18.8
Miller	25	13	123	52.0	0	0	17	2/7	65.9
Team	456	246	2990	53.9	15	19	70t	21/149	68.0
Opponents	547	322	3316	58.9	17	23	53	51/369	69.2

### Scoring

	TD	Ru	Pa	Rt	PAT	FG	2Pt	Pts
N. Johnson	0	0	0	0	37/37	23/30	0	106
Bettis	11	11	0	0	0/0	0/0	0	66
Stewart	8	5	3	0	0/0	0/0	0	48
Hastings	6	0	6	0	0/0	0/0	0	36
C. Johnson	3	0	3	0	0/0	0/0	0	20
Lake	2	0	0	2	0/0	0/0	0	12
Pegram	2	1	0	1	0/0	0/0	0	12
Thigpen	1	0	0	1	0/0	0/0	0	12
Woodson	2	0	0	2	0/0	0/0	0	12
Lester	1	1	0	0	0/0	0/0	0	6
Millis	1	0	1	0	0/0	0/0	0	6
Perry	1	0	0	1	0/0	0/0	0	6
Bruener	0	0	0	0	0/0	0/0	0	2
Team	39	18	15	6	37/37	23/30	0	344
Opponents	27	7	17	3	26/26	21/26	3	257

Sacks: Brown 13.0, Eldon 7.0, Kirkland 4.0, Buckner 3.0, Gibson 2.5, Emmons 2.5, Lake 2.0, Bell 2.0, Ravotti 2.0, Dikham 2.0, Henry 1.5, Perry 1.0, Williams 1.0, Woodson 1.0, Johnson 1.0, Jones 1.0, Holmes 1.0, Lloyd 1.0, Raybon 1.0, Olsavsky 0.5, TM 1.0, Team 51.0, Opponents 21.0

2-Pt. Conversions: C. Johnson, Bruener, Team 2-2, Opponents 0-1

### Rushing

	No.	Yds	Avg	Long	TD
Bettis	320	1431	4.5	50t	11
Pegram	97	509	5.2	27	1
Stewart	39	171	4.4	80t	5
Hastings	4	71	17.8	37	0
Witman	17	69	4.1	15	0
Millis	2	24	12.0	15	0
Lester	8	20	2.5	5t	1
McAfee	7	17	2.4	5	0
Richardson	5	17	3.4	8	0
Arnold	1	-3	-3.0	-3	0
Miller	2	-4	-2.0	0	0
Tomczak	22	-7	-0.3	6	0
Edge	1	-16	-16.0	-16	0
Team	525	2299	4.4	80t	18
Opponents	411	1415	3.4	33t	7

### Receiving

	No.	Yds	Avg	Long	TD
Hastings	72	739	10.3	38	6
C. Johnson	60	1008	16.8	70t	3
Bettis	22	122	5.5	16	0
Stewart	17	293	17.2	48	3
Pegram	17	112	6.6	14	0
Thigpen	12	244	20.3	39	2
Bruener	12	141	11.8	36	0
Millis	7	92	13.1	22	1
Lester	7	70	10.0	19	0
Arnold	6	76	12.7	26	0
McAfee	5	21	4.2	9	0
Botkin	4	36	9.0	17	0
Witman	2	15	7.5	11	0
Hayes	2	14	7.0	7	0
Holliday	1	7	7.0	7	0
Team	246	2990	12.2	70t	15
Opponents	322	3316	10.3	53	17

### Interceptions

	No.	Yds	Avg	Long	TD
Woodson	6	121	20.2	43t	1
Perry	5	115	23.0	28	1
Kirkland	4	12	3.0	6	0
Brown	2	20	10.0	16	0
Figures	2	13	6.5	13	0
Lake	1	47	47.0	47t	1
Olsavsky	1	5	5.0	5	0
Williams	1	1	1.0	1	0
Fuller	1	0	0.0	0	0
Team	23	334	14.5	47t	3
Opponents	19	234	12.3	51t	2

### Punting

	No.	Yds	Avg	Net	TB	In	Lg	B
Miller	55	2256	41.0	33.6	8	18	61	0
Edge	17	675	39.7	34.1	3	7	48	0
Team	72	2931	40.7	33.7	11	25	61	0
Opponents	86	3771	43.8	38.1	12	25	64	0

### Punt Returns

	Ret	FC	Yds	Avg	Long	TD
Hastings	37	12	242	6.5	33	0
Arnold	2	0	6	3.0	5	0
Jones	1	0	3	3.0	3	0
Team	40	12	250	6.3	33	0
Opponents	32	15	284	8.9	46	0

### Kickoff Returns

	No.	Yds	Avg	Long	TD
Arnold	19	425	22.4	30	0
Pegram	17	419	24.6	91t	1
Millis	8	146	18.3	27	0
Johnson	6	111	18.5	31	0
Hastings	1	42	42.0	42	0
Perry	1	8	8.0	8	0
Witman	1	20	20.0	20	0
Team	53	1171	22.1	91t	1
Opponents	69	1509	21.9	90t	1

### Field Goals

	1-19	20-29	30-39	40-49	50+
N. Johnson	0/0	10/12	8/10	5/7	0/1
Team	0/0	10/12	8/10	5/7	0/1
Opponents	1/1	7/7	6/7	6/9	1/2

Johnson: [48G,29G,23G][35G][30G,37B,24B][33G,36G,36G][21G,32G,28B,43G][33G,22G][26G,38N,29G][27G,20G][1][46G,42N][51N][47G,47N][22G][49G,39G,21G]

Opponents: [52G][29G][31G,45G][47N][43N][19G][22G,32G,48G][41G][25G,27G][32G,34G][40G][56N,41G,48N][40G][25G][39N,22G][35G,30G,29G]

## 1995 FINAL REGULAR-SEASON STATISTICS (WON 11, LOST 5)

### Schedule

Date	W-L	Score	Opponent	Attendance
9/3	W	23-20	Detroit	58,002
9/10	W	34-17	at Houston	44,122
9/18	L	23-10	at Miami	72,874
9/24	L	44-24	Minnesota	57,853
10/1	W	31-16	San Diego	57,012
10/8	L	20-16	at Jacksonville	72,042
10/19	L	27-9	Cincinnati	56,684
10/29	W	24-7	Jacksonville	54,516
11/5	W	37-34	at Chicago	61,838
11/13	W	20-3	Cleveland	58,675
11/19	W	49-31	at Cincinnati	54,536
11/26	W	20-17	at Cleveland	67,269
12/2	W	21-7	Houston	56,013
12/10	W	29-10	at Oakland	53,516
12/16	W	41-27	New England	57,158
12/24	L	24-19	at Green Bay	60,649

### Team Statistics

	Pittsburgh	Opponent
Total First Downs	344	272
Rushing	117	67
Passing	193	181
Penalty	34	24
3rd Down Made/Att	97/230	68/202
3rd Down Pct.	42.2	33.7
4th Down Made/Att	11/20	8/13
4th Down Pct.	55.0	61.5
Possession Avg.	32:36	27:24
Total Net Yards	5769	4561
Avg. Per Game	360.6	285.1
Total Plays	1110	943
Avg. Per Play	5.2	4.8
Net Yards Rushing	1852	1321
Avg. Per Game	115.8	82.6
Total Rushes	494	370
Net Yards Passing	3917	3240
Avg. Per Game	244.8	202.5
Sacked/Yards Lost	24/176	42/272
Gross Yards	4093	3512
Att./Completions	592/348	531/314
Completion Pct.	58.8	59.1
Had Intercepted	21	22
Punts/Average	59/40.1	85/43.3
Net Punting Avg.	59/33.3	85/36.3
Penalties/Yards	109/839	101/931
Fumbles/Ball Lost	24/13	30/12
Touchdowns	44	37
Rushing	17	9
Passing	21	24
Returns	6	4

### Score by Period

	Q1	Q2	Q3	Q4	OT	Pts
Team	72	137	60	135	3	407
Opponents	33	124	109	61	0	327

### Passing

	Att	Cmp	Yds	Cmp%	TD	Int	Long	Sack/Lost	Rating
D'Donnell	416	246	2970	59.1	17	7	71t	15/126	87.7
Tomczak	113	65	666	57.5	1	9	29	6/42	44.3
Miller	56	32	397	57.1	2	5	42t	2/8	53.9
Stewart	7	5	60	71.4	1	0	32	0/0	136.9
Team	592	348	4093	58.8	21	21	71t	24/176	76.9
Opponents	531	314	3512	59.1	24	22	76t	42/272	76.7

### Scoring

	TD	Ru	Pa	Rt	PAT	FG	2Pt	Pts
N. Johnson	0	0	0	0	39/39	34/41	0	141
Morris	9	9	0	0	0/0	0/0	0	54
Mills	8	0	8	0	0/0	0/0	0	48
Pegram	6	5	1	0	0/0	0/0	0	38
Thigpen	5	0	5	0	0/0	0/0	0	30
Bruener	3	0	3	0	0/0	0/0	0	18
Hastings	2	0	1	1	0/0	0/0	0	12
Stewart	2	1	1	0	0/0	0/0	0	12
Avery	1	0	1	0	0/0	0/0	0	6
Buckner	1	0	0	1	0/0	0/0	0	6
Lake	1	0	0	1	0/0	0/0	0	6
Lester	1	0	0	0	0/0	0/0	0	6
Mays	1	0	0	1	0/0	0/0	0	6
McAfee	1	1	0	0	0/0	0/0	0	6
Oldham	1	0	0	1	0/0	0/0	0	6
J. Williams	1	0	1	0	0/0	0/0	0	6
W. Williams	1	0	0	1	0/0	0/0	0	6
Team	44	17	21	6	39/39	34/41	0	407
Opponents	37	9	24	4	34/34	23/25	0	327

Sacks: Greene 9.0, Seals 8.5, Lloyd 6.5, Brown 5.5, Buckner 3.0, Gildon 3.0, Henry 2.0, Lake 1.5, Kirkland 1.0, Olsavsky 1.0, Steed 1.0.  
**Team 42.0, Opponents 24.0**  
 2-Pt. Conversions: Thigpen, Team 1-5, Opponents 1-3

### Rushing

	No.	Yds	Avg	Long	TD
Pegram	213	813	3.8	38	5
Morris	148	559	3.8	30t	9
McAfee	39	156	4.0	22t	1
J. Williams	29	110	3.8	31	0
Stewart	15	86	5.7	22t	1
O'Donnell	24	45	1.9	14	0
Mills	5	39	7.8	20	0
Tomczak	11	25	2.3	11	0
Hastings	1	14	14.0	14	0
Lester	5	9	1.8	3	1
Avery	1	3	3.0	3	0
Miller	1	2	2.0	2	0
Thigpen	1	1	1.0	1	0
C. Johnson	1	-10	-10.0	-10	0
Team	494	1852	3.7	38	17
Opponents	370	1321	3.6	58t	9

### Receiving

	No.	Yds	Avg	Long	TD
Thigpen	85	1307	15.4	43	5
Hastings	48	502	10.5	36	1
Mills	39	679	17.4	62t	8
C. Johnson	38	432	11.4	33	0
Bruener	26	238	9.2	29	3
Pegram	26	206	7.9	22	1
J. Williams	24	127	5.3	20	1
McAfee	15	88	5.9	18	0
Stewart	14	235	16.8	71t	1
Hayes	11	113	10.3	32	0
Avery	11	82	7.5	18t	1
Morris	8	36	4.5	13	0
Barnes	3	48	16.0	25	0
Team	348	4093	11.8	71t	21
Opponents	314	3512	11.2	76t	24

### Interceptions

	No.	Yds	Avg	Long	TD
W. Williams	7	122	17.4	63t	1
Perry	4	71	17.8	26	0
Lloyd	3	85	28.3	52	0
Mays	2	35	17.5	32t	1
Bell	2	4	2.0	4	0
Lake	1	32	32.0	32t	1
Oldham	1	12	12.0	12	0
Greene	1	0	0.0	0	0
Seals	1	0	0.0	0	0
Team	22	361	16.4	63t	3
Opponents	21	185	8.8	60t	3

### Punting

	No.	Yds	Avg	Net	TB	In	Lg	B
Stark	59	2368	40.1	33.3	11	20	64	0
Team	59	2368	40.1	33.3	11	20	64	0
Opponents	85	3682	43.3	36.3	6	19	66	0

### Punt Returns

	Ret	FC	Yds	Avg	Long	TD
Hastings	48	8	474	9.9	72t	1
Team	48	8	474	9.9	72t	1
Opponents	22	9	186	8.5	16	0

### Kickoff Returns

	No.	Yds	Avg	Long	TD
Mills	54	1306	24.2	57	0
McAfee	5	56	11.2	25	0
Pegram	4	85	21.3	28	0
Bruener	2	19	9.5	10	0
Johnson	2	47	23.5	40	0
Gibson	1	10	10.0	10	0
T. Greene	1	7	7.0	7	0
Team	69	1530	22.2	57	0
Opponents	88	1544	17.5	62	0

### Field Goals

	1-19	20-29	30-39	40-49	50+
N. Johnson	1/1	10/10	14/16	8/13	1/1
Team	1/1	10/10	14/16	8/13	1/1
Opponents	0/0	0/8	7/7	7/8	1/2

N. Johnson: [396,45N,476,31G][426,40G][40G]  
 [45N,47N,326,35G][25G][416,196,22G][39N,  
 36N,256,286,38G][36G][406,466,24G]  
 [48N,38N,34G][50G,26G][33G,27G]  
 [41G,35G,32G,20G,22G][43N,32G,32G][33G,25G]  
 Opponents: [43G,36G][43G][37G,39G,52N,21G]  
 [33G,43G,40G][28G][53G,32G][31G,23G][40G,  
 27G,44N][29G][27G][44G][39G][23G,22G][47G]



# 1994 FINAL REGULAR-SEASON STATISTICS (WON 12, LOST 4)

## Schedule

Date	W-L	Score	Opponent	Attendance
9/4	L	26-9	Dallas	55,049
9/11	W	17-10	at Cleveland	73,018
9/18	W	31-21	Indianapolis	51,769
9/25	L	30-13	at Seattle	64,351
10/3	W	30-14	Houston	78,441
10/16	W	14-10	Cincinnati	54,328
10/23	W	10-6	at N.Y. Giants	57,659
10/30	L	20-17/OT	at Arizona	69,405
11/6	W	12-9/OT	at Houston	68,498
11/14	W	23-10	Buffalo	56,702
11/20	W	16-13/OT	Miami	50,925
11/27	W	21-3	at L.A. Raiders	63,925
12/4	W	38-15	at Cincinnati	55,811
12/11	W	14-3	Philadelphia	78,164
12/18	W	17-7	Cleveland	58,183
12/24	L	37-34	at San Diego	50,809

## Team Statistics

	Pittsburgh	Opponent
Total First Downs	307	262
Rushing	138	76
Passing	148	156
Penalty	21	30
3rd Down: Made/Att	89/228	72/225
3rd Down Pct.	39.0	32.0
4th Down: Made/Att	4/10	11/19
4th Down Pct.	40.0	57.9
Possession Avg.	31:58	28:02
Total Net Yards	5144	4326
Avg. Per Game	321.5	270.4
Total Plays	1048	1008
Avg. Per Play	4.9	4.3
Net Yards Rushing	2180	1452
Avg. Per Game	136.3	90.8
Total Rushes	546	421
Net Yards Passing	2964	2874
Avg. Per Game	185.3	179.6
Sacked/Yards Lost	39/283	55/382
Gross Yards	3247	3256
Att./Completions	463/266	532/280
Completion Pct.	57.5	52.6
Had Intercepted	9	17
Punts/Average	97/39.7	97/42.2
Net Punting Avg.	97/35.7	97/37.0
Penalties/Yards	119/974	91/763
Fumbles/Ball Lost	18/8	31/14
Touchdowns	35	23
Rushing	15	7
Passing	17	12
Returns	3	4

## Score by Period

	01	02	03	04	OT	Pts
Team	64	106	20	120	6	316
Opponents	50	86	31	64	3	234

## Passing

	Att	Cmp	Yds	Cmp%	TD	Int	Long	Sack/Lost	Rating
O'Donnell	370	212	2443	57.3	13	9	60t	35/250	78.9
Tomczak	93	54	804	58.1	4	0	84t	4/33	100.8
Team	463	266	3247	57.5	17	9	84t	39/283	83.3
Opponents	532	280	3256	52.6	12	17	76t	55/382	65.6

## Scoring

	TD	R	Pa	Rt	PAT	FG	2Pt	Pts
Anderson	0	0	0	0	32/32	24/29	0	104
Morris	7	7	0	0	0/0	0/0	0	42
Foster	5	5	0	0	0/0	0/0	0	30
Green	4	0	4	0	0/0	0/0	0	24
Thigpen	4	0	4	0	0/0	0/0	0	24
Johnson	3	0	3	0	0/0	0/0	0	18
J. Williams	3	1	2	0	0/0	0/0	0	18
Hastings	2	0	2	0	0/0	0/0	0	12
McAfee (LG)	2	2	0	0	0/0	0/0	0	12
McAfee (TM)	1	1	0	0	0/0	0/0	0	6
Woodson	2	0	0	2	0/0	0/0	0	12
Hayes	1	0	1	0	0/0	0/0	0	6
Mills	1	0	1	0	0/0	0/0	0	6
O'Donnell	1	1	0	0	0/0	0/0	0	6
G. Williams	1	0	0	1	0/0	0/0	0	6
Stone	0	0	0	0	0/0	0/0	0	2
Team	35	15	17	3	32/32	24/29	0	316
Opponents	23	7	12	4	22/22	24/29	0	234

Sacks: Greene 14.0, Lloyd 10.0, Brown 8.5, Seals 7.0, Kirkland 3.0, Woodson 3.0, Buckner 2.0, Gilden 2.0, Steed 2.0, Williams 1.5, Figures 1.0, Lake 1.0, Team 55.0, Opponents 39.0

2-Pt. Conversions: Stone, Team 1-3, Opponents 1-1

## Rushing

	No.	Yds	Avg	Long	TD
Foster	216	851	3.9	29t	5
Morris	198	836	4.2	20	7
J. Williams	68	317	4.7	23	1
O'Donnell	31	80	2.6	18	1
McAfee (LG)	18	51	2.8	13	2
McAfee (TM)	16	56	3.50	13	1
Tomczak	4	22	5.5	13	0
Mills	3	18	6.0	17	0
Stone	2	7	3.5	4	0
Avery	2	4	2.0	5	0
Anderson	1	3	3.0	3	0
Johnson	4	-1	-2	7	0
Royals	1	-13	-13.0	-13	0
Team	546	2180	4.0	29t	15
Opponents	421	1452	3.4	46	7

## Receiving

	No.	Yds	Avg	Long	TD
J. Williams	51	378	7.4	23	2
Green	46	618	13.4	46	4
Johnson	38	577	15.2	84t	3
Thigpen	36	546	15.2	60t	4
Morris	22	204	9.3	49	0
Hastings	20	281	14.1	46	2
Foster	20	124	6.2	27	0
Mills	19	384	20.2	43	1
Stone	7	81	11.6	25	0
Hayes	5	50	10.0	17	1
McAfee (LG)	1	4	4.0	4	0
Avery	1	2	2.0	2	0
Keith	1	2	2.0	2	0
Team	266	3247	12.2	84t	17
Opponents	280	3249	11.6	76t	12

## Interceptions

	No.	Yds	Avg	Long	TD
Perry	7	112	16.0	42	0
Woodson	4	109	27.3	37t	2
Kirkland	2	0	0.0	0	0
Brown	1	9	9.0	9	0
Lloyd	1	8	8.0	8	0
Lake	1	2	2.0	2	0
G. Jones	1	0	0.0	0	0
Team	17	240	14.1	42	2
Opponents	9	106	11.8	35t	1

## Punting

	No.	Yds	Avg	Net	TB	In	Lg	B
Royals	97	3849	39.7	35.7	6	35	64	0
Team	97	3849	39.7	35.7	6	35	64	0
Opponents	97	4096	42.2	37.0	4	31	59	0

## Punt Returns

	Ret	FC	Yds	Avg	Long	TD
Woodson	39	9	319	8.2	42	0
Johnson	15	7	90	6.0	15	0
Hastings	2	0	15	7.5	12	0
Team	56	16	424	7.6	42	0
Opponents	39	23	263	6.7	19	0

## Kickoff Returns

	No.	Yds	Avg	Long	TD
Johnson	16	345	21.6	71	0
Woodson	15	365	24.3	54	0
Stone	11	182	16.5	31	0
McAfee (LG)	7	113	16.1	29	0
Thigpen	5	121	24.2	31	0
Morris	4	114	28.5	45	0
Mills	2	6	3.0	6	0
Zgonina	2	8	4.0	8	0
Team	55	1141	20.7	71	0
Opponents	68	1530	22.5	95t	2

## Field Goals

	1-19	20-29	30-39	40-49	50+
Anderson	1/1	7/8	8/9	7/9	1/2
Team	1/1	7/8	8/9	7/9	1/2
Opponents	1/1	4/5	10/13	7/8	2/2

Anderson: [41G][46N,25G][46G][31G,38G][42G, 25G,22G][29G][23G][50G,39G,37G,40G][39G, 39G,30G][19G,48G,39G][49N,54N,27N][41G][49G,32N][28G,28G]

Opponents: (40G,31G,21G,32G)[23G,32N][11][31G,40G,31G][48N][47G][19G,49G][20G,26N,51G][32G,49G,38G][52G,32B][34G,36N,48G][32G][21G][37G,40G,32G]

## 1993 FINAL REGULAR-SEASON STATISTICS (WON 9, LOST 7)

## Schedule

Date	W-L	Score	Opponent	Attendance
9/5	L	24-13	San Francisco	57,502
9/12	L	27-0	at L.A. Rams	50,588
9/19	W	34-7	Cincinnati	53,682
9/27	W	45-17	at Atlanta	65,477
10/10	W	16-3	San Diego	55,264
10/17	W	37-14	New Orleans	56,056
10/24	L	28-23	at Cleveland	78,118
11/7	W	24-16	at Cincinnati	51,202
11/15	W	23-0	Buffalo	60,265
11/21	L	33-3	at Denver	74,840
11/28	L	27-3	at Houston	61,238
12/5	W	17-14	New England	51,359
12/13	W	21-20	at Miami	70,232
12/19	L	26-17	Houston	57,592
12/26	L	16-6	at Seattle	51,814
1/2	W	16-9	Cleveland	49,208

## Team Statistics

	Pittsburgh	Opponent
Total First Downs	307	267
Rushing	116	74
Passing	180	163
Penalty	11	30
3rd Down: Made/Att	92/235	68/201
3rd Down Pct.	39.1	33.8
Total Net Yards	5235	4531
Avg. Per Game	327.2	283.2
Total Plays	1079	962
Avg. Per Play	4.9	4.7
Net Yards Rushing	2003	1368
Avg. Per Game	125.2	85.5
Total Rushes	491	399
Net Yards Passing	3232	3163
Avg. Per Game	202.2	197.7
Sacked/Yards Lost	48/374	42/277
Gross Yards	3606	3440
Att./Completions	540/299	521/277
Completion Pct.	55.4	53.2
Had Intercepted	12	24
Punts/Average	89/42.5	82/43.9
Net Punting Avg.	89/34.2	82/38.1
Penalties/Yards	100/861	77/652
Fumbles/Ball Lost	28/15	37/14
Touchdowns	32	30
Rushing	13	6
Passing	16	16
Returns	3	8

## Score by Period

	Q1	Q2	Q3	Q4	OT	Pts
Team	38	110	79	81	0	308
Opponents	75	102	40	64	0	281

## Passing

	Att	Cmp	Yds	Cmp%	TD	Int	Long	Sack/Lost	Rating
O'Donnell	486	270	3208	55.6	14	71t	41/331	79.5	
Tomczak	54	29	398	53.7	2	5	39t	7/43	51.3
Team	540	299	3606	55.4	16	12	71t	48/374	76.7
Opponents	521	277	3440	53.2	16	24	66t	42/277	64.9

## Scoring

	TD	Ru	Pa	Rt	PAT	FG	2Pt	Pts
Anderson	0	0	0	0	32/32	28/30	0	116
Foster	9	8	1	0	0/0	0/0	0	54
Green	5	0	5	0	0/0	0/0	0	30
Hoge	5	1	4	0	0/0	0/0	0	30
Stone	3	1	2	0	0/0	0/0	0	18
Thigpen	3	0	3	0	0/0	0/0	0	18
Thompson	3	3	0	0	0/0	0/0	0	18
Davidson	1	0	0	1	0/0	0/0	0	6
Kirkland	1	0	0	1	0/0	0/0	0	6
Mills	1	0	1	0	0/0	0/0	0	6
Woodson	1	0	0	1	0/0	0/0	0	6
Team	32	13	16	3	32/32	28/30	0	308
Opponents	30	6	16	8	29/30	24/29	0	281

Sacks: Greene 12.5, Evans 6.5, Lloyd 6.0, Lake 5.0, Brown 3.0, Davidson 2.5, Woodson 2.0, Steed 1.5, Kirkland 1.0, G. Williams 1.0, Henry 1.0.  
Team 42.0, Opponents 48.0

## Rushing

	No.	Yds	Avg	Long	TD
Thompson	205	763	3.7	36	3
Foster	177	711	4.0	38	8
Hoge	51	249	4.9	30	1
Stone	12	121	10.1	38t	1
O'Donnell	26	111	4.3	27	0
Worley	10	33	3.3	8	0
Mills	3	12	4.0	19	0
Cuthbert	1	7	7.0	7	0
Woodson	1	0	0.0	0	0
Tomczak	5	-4	-0.8	2	0
Team	491	2003	4.1	38t	13
Opponents	399	1368	3.4	37	6

## Receiving

	No.	Yds	Avg	Long	TD
Green	63	942	15.0	71t	5
Stone	41	587	14.3	44	2
Graham	38	579	15.2	51	0
Thompson	38	259	6.8	28	0
Hoge	33	247	7.5	18	4
Mills	29	386	13.3	30	1
Foster	27	217	8.0	21	1
Thigpen	9	154	17.1	39t	3
Cooper	9	112	12.4	38	0
Davenport	4	51	12.8	19	0
Hastings	3	44	14.7	18	0
Worley	3	13	4.3	9	0
Jordan	1	12	12.0	12	0
Cuthbert	1	3	3.0	3	0
Team	299	3606	12.1	71t	16
Opponents	277	3440	12.4	66t	16

## Interceptions

	No.	Yds	Avg	Long	TD
Woodson	8	138	17.3	63t	1
Perry	4	61	15.3	30	0
Lake	4	31	7.8	26	0
Johnson	3	51	17.0	26	0
Figures	1	78	78.0	78	0
Henry	1	10	10.0	10	0
Davidson	1	6	6.0	6	0
Team	24	386	16.1	78	1
Opponents	12	216	18.0	97t	2

## Punting

	No.	Yds	Avg	Net	TB	In	Lg	B
Royals	89	3781	42.5	34.2	3	28	61	0
Team	89	3781	42.5	34.2	3	28	61	0
Opponents	82	3600	43.9	38.1	6	23	58	0

## Punt Returns

	Ret	FC	Yds	Avg	Long	TD
Woodson	41	11	338	8.2	39	0
Figures	5	2	15	3.0	6	0
Team	46	13	353	7.7	39	0
Opponents	50	16	678	13.6	91t	3

## Kickoff Returns

	No.	Yds	Avg	Long	TD
Woodson	15	294	19.6	44	0
Hastings	12	177	14.8	22	0
Stone	11	168	15.3	30	0
Thompson	4	77	19.3	27	0
Worley	4	85	21.3	26	0
Hoge	3	33	11.0	15	0
Cooper	1	2	2.0	2	0
Thigpen	1	23	23.0	23	0
Williams	1	19	19.0	19	0
Team	52	878	16.9	44	0
Opponents	54	1165	21.6	97t	1

## Field Goals

	1-19	20-29	30-39	40-49	50+
Anderson	1/1	8/9	14/14	5/6	0/0
Team	1/1	8/9	14/14	5/6	0/0
Opponents	0/0	7/7	9/10	6/9	2/3



# 1992 FINAL REGULAR-SEASON STATISTICS [WON 11, LOST 5]

## Schedule

Date	W-L	Score	Opponent	Attendance
9/6	W	29-24	at Houston	63,713
9/13	W	27-10	N.Y. Jets	56,050
9/20	W	23-6	at San Diego	46,127
9/27	L	17-3	at Green Bay	58,724
10/11	L	17-9	at Cleveland	78,080
10/19	W	20-0	Cincinnati	55,411
10/25	W	27-3	at Kansas City	76,175
11/1	W	21-20	Houston	58,074
11/8	L	28-20	at Buffalo	80,924
11/15	W	17-14	Detroit	52,242
11/22	W	30-14	Indianapolis	51,101
11/29	W	21-9	at Cincinnati	54,253
12/6	W	20-14	Seattle	47,015
12/13	L	30-6	at Chicago	52,904
12/20	L	6-3	Minnesota	53,613
12/27	W	23-13	Cleveland	53,776

## Team Statistics

	Pittsburgh	Opponent
Total First Downs	284	266
Rushing	119	99
Passing	143	146
Penalty	22	21
3rd Down Made/Att	73/211	65/195
3rd Down Pct.	34.6	33.3
Total Net Yards	4906	4658
Avg. Per Game	306.6	291.1
Total Plays	989	949
Avg. Per Play	5.0	4.9
Net Yards Rushing	2156	1841
Avg. Per Game	134.8	115.1
Total Rushes	518	425
Net Yards Passing	2750	2817
Avg. Per Game	171.9	176.1
Sacked/Yards Lost	36/248	40/296
Gross Yards	3046	3065
Att./Completions	431/249	478/252
Completion Pct.	57.8	52.7
Had Intercepted	14	22
Punts/Average	74/42.1	74/42.0
Net Punting Avg.	74/35.6	84/34.4
Penalties/Yards	106/941	104/814
Fumbles/Ball Lost	28/18	34/21
Touchdowns	31	24
Rushing	13	6
Passing	15	15
Returns	3	3

## Score by Period

	Q1	Q2	Q3	Q4	OT	Pts
Team	58	90	51	100	0	299
Opponents	33	86	56	50	0	225

## Passing

	Att	Cmp	Yds	Cmp%	TD	Int	Long	Sack/Lost	Rating
O'Donnell	313	185	2283	59.1	13	9	51	27/208	83.6
Brister	116	63	719	54.3	2	5	42	13/88	61.0
Foster	1	0	0	0.0	0	0	0	0/0	39.6
Royals	1	1	44	100.0	0	0	44	0/0	118.8
Team	431	249	3046	57.8	15	14	51	40/296	77.7
Opponents	478	252	3065	52.7	15	22	81	36/248	64.0

## Scoring

	TD	Ru	Pa	Rt	PAT	FG	2Pt	Pts
Anderson	0	0	0	0	29/31	28/36	0	113
Foster	11	11	0	0	0/0	0/0	0	66
Cooper	3	0	3	0	0/0	0/0	0	18
Mills	3	0	3	0	0/0	0/0	0	18
Stone	3	0	3	0	0/0	0/0	0	18
Green	2	0	2	0	0/0	0/0	0	12
Jordan	2	0	2	0	0/0	0/0	0	12
Davenport	1	0	0	1	0/0	0/0	0	6
Graham	1	0	1	0	0/0	0/0	0	6
Griffin	1	0	0	1	0/0	0/0	0	6
Hoge	1	0	1	0	0/0	0/0	0	6
O'Donnell	1	1	0	0	0/0	0/0	0	6
Thompson	1	1	0	0	0/0	0/0	0	6
Woodson	0	0	1	0/0	0/0	0/0	0	6
Team	31	13	15	3	29/31	28/36	0	299
Opponents	24	6	15	3	24/24	19/28	0	225

Sacks: Lloyd 6.5, Woodson 6.0, Williams 4.5, Evans 3.0, Little 3.0, Williams 3.0, Nickerson 2.0, Lake 2.0 Jones 2.0, Davidson 2.0, Howe 2.0 Team 40.0, Opponents 36.0

## Rushing

	No.	Yds	Avg	Long	TD
Foster	390	1690	4.3	69	11
Thompson	35	157	4.5	25	1
Hoge	41	150	3.7	15	0
Stone	12	118	9.8	30	0
Mills	1	20	20.0	20	0
Brister	10	16	1.6	8	0
O'Donnell	27	5	0.2	9	1
Williams	2	0	0.0	2	0
Team	518	2156	4.2	69	13
Opponents	435	1841	4.2	44	6

## Receiving

	No.	Yds	Avg	Long	TD
Graham	49	711	14.5	51	1
Foster	36	344	9.6	42	0
Stone	34	501	14.7	49	3
Mills	30	383	12.8	22	3
Hoge	28	231	8.3	20	1
Thompson	22	278	12.6	29	0
Cooper	16	197	12.3	27	3
Green	14	152	10.9	24	2
Davenport	9	136	15.1	31	0
Jordan	6	28	4.7	8	2
Didio	3	39	13.0	18	0
Williams	1	44	44.0	44	0
Thigpen	1	2	2.0	2	0
Team	249	3046	12.2	51	15
Opponents	252	3065	12.2	81	15

## Interceptions

	No.	Yds	Avg	Long	TD
Perry	6	69	11.5	34	0
Johnson	5	67	13.4	35	0
Woodson	4	90	22.5	57	0
Griffin	3	98	32.7	65	1
Little	2	6	3.0	6	0
Lloyd	1	35	35.0	35	0
Williams	1	4	4.0	4	0
Shelton	0	15	-	15	0
Team	22	384	17.5	65	1
Opponents	14	235	16.8	77	1

## Punting

	No.	Yds	Avg	Net	TB	In	Lg	B
Royals	73	3119	42.7	35.6	9	22	58	1
Team	73	3119	42.7	35.6	9	22	58	1
Opponents	74	3107	42.0	34.4	10	12	84	1

## Punt Returns

	Ret	FC	Yds	Avg	Long	TD
Woodson	32	13	364	11.4	80	1
Team	32	13	364	11.4	80	1
Opponents	39	7	308	7.9	36	0

## Kickoff Returns

	No.	Yds	Avg	Long	TD
Woodson	25	469	18.8	32	0
Stone	12	219	18.3	28	0
Thompson	2	51	25.5	33	0
Thigpen	2	44	22.0	29	0
Hoge	2	28	14.0	17	0
Bentley	1	17	17.0	17	0
Mills	1	11	11.0	11	0
Cooper	1	8	8.0	8	0
Campbell	1	0	0.0	0	0
Williams	1	0	0.0	0	0
Team	48	847	17.6	33	0
Opponents	52	1052	20.2	48	0

## Field Goals

	1-19	20-29	30-39	40-49	50+
Anderson	0/0	12/13	12/15	4/6	0/2
Team	0/0	12/13	12/15	4/6	0/2
Opponents	1/1	5/7	8/11	3/7	2/2

## 1991 FINAL REGULAR-SEASON STATISTICS [WON 7, LOST 9]

### Schedule

Date	W-L	Score	Opponent	Attendance
9/1	W	26-20	San Diego	55,048
9/8	L	52-34	at Buffalo	79,545
9/15	W	20-6	New England	53,703
9/22	L	23-14	at Philadelphia	65,511
10/6	W	21-3	at Indianapolis	55,383
10/14	L	23-20	N.Y. Giants	57,608
10/20	L	27-7	Seattle	54,678
10/27	L	17-14	at Cleveland	78,285
11/3	L	20-13	at Denver	70,973
11/10	W	33-27/OT	at Cincinnati	55,503
11/17	L	41-14	Washington	56,813
11/24	W	26-24	Houston	45,795
11/28	L	20-10	at Dallas	62,253
12/8	L	31-6	at Houston	59,225
12/15	W	17-10	Cincinnati	35,420
12/22	W	17-10	Cleveland	47,070

### Team Statistics

	Pittsburgh	Opponent
Total First Downs	254	320
Rushing	82	98
Passing	158	194
Penalty	14	28
3rd Down: Made/Att	62/197	94/218
3rd Down Pct.	31.5	43.1
Total Net Yards	4581	5168
Avg. Per Game	286.3	323.0
Total Plays	915	1039
Avg. Per Play	5.0	5.0
Net Yards Rushing	1627	1582
Avg. Per Game	101.7	98.9
Total Rushes	394	466
Net Yards Passing	2954	3586
Avg. Per Game	186.4	224.1
Sacked/Yards Lost	45/359	38/257
Gross Yards	3313	3843
Att./Completions	476/259	535/334
Completion Pct.	54.4	62.4
Had Intercepted	19	16
Punts/Average	75/39.9	85/41.6
Net Punting Avg.	75/36.3	84/35.3
Penalties/Yards	116/933	84/685
Fumbles/Ball Lost	37/14	27/11
Touchdowns	32	38
Rushing	8	14
Passing	20	21
Returns	4	3

### Score by Period

	01	02	03	04	OT	Pts
Team	42	53	67	124	6	292
Opponents	61	116	54	113	0	344

### Passing

	Att	Cmp	Yds	Cmp%	TD	Int	Long	Sack/Lost	Rating
O'Donnell	286	156	1963	54.5	11	7	89t	30/214	78.8
Briester	190	103	1350	54.2	9	9	65t	15/145	72.9
Team	476	259	3313	54.4	20	16	89t	45/359	76.4
Opponents	535	334	3843	62.4	21	19	66t	38/257	82.3

### Scoring

	TD	Ru	Pa	Rt	PAT	FG	2Pt	Pts
Anderson	0	0	0	0	31/31	23/33	0	100
Green	6	0	6	0	0/0	0/0	0	36
Stone	5	0	5	0	0/0	0/0	0	30
W. Williams	4	4	0	0	0/0	0/0	0	24
Hoge	3	2	1	0	0/0	0/0	0	18
Cooper	2	0	2	0	0/0	0/0	0	12
Foster	2	1	1	0	0/0	0/0	0	12
Lipps	2	0	2	0	0/0	0/0	0	12
Mills	2	0	1	1	0/0	0/0	0	12
Calloway	1	0	1	0	0/0	0/0	0	6
Cash	1	0	1	0	0/0	0/0	0	6
Hinkle	1	0	0	1	0/0	0/0	0	6
O'Donnell	1	1	0	0	0/0	0/0	0	6
Shelton	1	0	1	0	0/0	0/0	0	6
J. Williams	1	0	0	1	0/0	0/0	0	6
Team	32	8	20	4	31/31	23/33	0	292
Opponents	38	14	21	3	38/38	26/41	0	344

Sacks: J. Williams 9.0, Lloyd 8.0, Willis 7.0, Hinkle 2.0, G. Williams 2.0, Evans 2.0, Jones 2.0, Veasey 2.0, Nickerson 1.0, Lake 1.0, Johnson 1.0, Woodson 1.0, Team 38.0, Opponents 45.0

### Rushing

	No.	Yds	Avg	Long	TD
Hoge	165	610	3.7	24	2
Foster	96	488	5.1	56t	1
Williams	57	262	4.6	21	4
Worley	22	117	5.3	16	0
O'Donnell	18	82	4.6	22	1
Thompson	20	60	3.0	14	0
Briester	11	17	1.5	8	0
Stone	1	2	2.0	2	0
Strzyzinski	4	-11	-2.8	0	0
Team	394	1627	4.1	56t	8
Opponents	466	1582	3.4	33	14

### Receiving

	No.	Yds	Avg	Long	TD
Lipps	55	671	12.2	35	2
Hoge	49	379	7.7	25	1
Green	41	582	14.2	49	6
Stone	32	649	20.3	89t	5
Calloway	15	254	16.9	33t	1
W. Williams	15	139	9.3	29	0
Thompson	14	118	8.4	32	0
Cooper	11	147	13.4	47t	2
Foster	9	117	13.0	31	1
Cash	7	90	12.9	20	1
Mularkey	6	67	11.2	21	0
Mills	3	79	26.3	35t	1
Graham	2	21	10.5	15	0
Team	259	3313	12.8	89t	20
Opponents	334	3843	11.5	66t	21

### Interceptions

	No.	Yds	Avg	Long	TD
Everett	4	53	13.3	27	0
Woodson	3	72	24.0	41	0
Shelton	3	57	19.0	57t	1
Hinkle	2	68	34.0	57t	1
Vincent	2	52	26.0	27	0
Griffin	1	22	22.0	22	0
Little	1	5	5.0	5	0
Jones	1	0	0.0	0	0
Johnson	1	0	0.0	0	0
Lloyd	1	0	0.0	0	0
Team	19	329	17.3	57t	2
Opponents	16	182	11.4	40	2

### Punting

	No.	Yds	Avg	Net	TB	In	Lg	B
Strzyzinski	74	2996	40.5	36.3	3	10	63	1
Team	74	2996	39.9	36.3	3	10	63	1
Opponents	65	2705	41.6	35.3	2	17	59	0

### Punt Returns

	Ret	FC	Yds	Avg	Long	TD
Woodson	28	12	320	11.4	40	0
Graham	8	2	46	5.8	13	0
Cash	1	0	6	6.0	6	0
Mills	1	0	0	0.0	0t	1
Vincent	1	0	1	1.0	1	0
Team	39	14	373	9.6	40	1
Opponents	29	27	210	7.2	24	0

### Kickoff Returns

	No.	Yds	Avg	Long	TD
Woodson	44	880	20.0	47	0
Mills	11	284	25.8	54	0
Stone	6	75	12.5	25	0
Graham	3	48	16.0	23	0
McGovern	1	0	0.0	0	0
Thompson	1	8	8.0	8	0
Williams	1	19	19.0	19	0
Team	67	1314	19.6	54	0
Opponents	43	825	19.2	63	0

### Field Goals

	1-19	20-29	30-39	40-49	50+
Anderson	0/0	8/10	9/11	5/6	1/6
Team	0/0	8/10	9/11	5/6	1/6
Opponents	3/3	8/9	7/12	7/13	1/4



## 1990 FINAL REGULAR-SEASON STATISTICS [WON 9, LOST 7]

MEDIA INFORMATION  
 FOOTBALL STAFF  
 2011 PLAYERS  
 2010 IN REVIEW  
 STEELERS HISTORY  
 RECORDS

### Schedule

Date	W-L	Score	Opponent	Attendance
9/9	L	13-3	at Cleveland	78,298
9/16	W	20-9	Houston	54,814
9/23	L	20-3	at L.A. Raiders	50,657
9/30	L	28-6	Miami	54,691
10/7	W	36-14	San Diego	53,486
10/14	W	34-17	at Denver	74,285
10/21	L	27-7	at San Francisco	64,301
10/29	W	41-10	L.A. Rams	56,466
11/4	W	21-9	Atlanta	57,093
11/18	L	27-3	at Cincinnati	60,064
11/25	W	24-7	at N.Y. Jets	57,806
12/2	L	16-12	Cincinnati	58,200
12/9	W	24-3	New England	48,354
12/16	W	9-6	at New Orleans	68,582
12/23	W	35-0	Cleveland	51,665
12/30	L	34-14	at Houston	56,906

### Team Statistics

	Pittsburgh	Opponent
Total First Downs	263	257
Rushing	93	102
Passing	150	130
Penalty	20	25
3rd Down: Made/Att	74/187	81/205
3rd Down Pct.	39.6	39.5
Total Net Yards	4525	4115
Avg. Per Game	282.8	257.2
Total Plays	897	940
Avg. Per Play	5.0	4.4
Net Yards Rushing	1880	1615
Avg. Per Game	117.5	100.9
Total Rushes	456	446
Net Yards Passing	2645	2500
Avg. Per Game	165.3	156.3
Sacked/Yards Lost	33/242	34/228
Gross Yards	2887	2728
Att./Completions	408/237	460/236
Completion Pct.	58.1	51.3
Had Intercepted	20	9
Punts/Average	66/37.2	64/40.9
Net Punting Avg.	66/34.1	64/33.7
Penalties/Yards	110/928	89/719
Fumbles/Ball Lost	40/17	33/18
Touchdowns	33	26
Rushing	11	13
Passing	20	9
Returns	2	4

### Score by Period

	Q1	Q2	Q3	Q4	OT	Pts
Team	64	71	54	103	0	292
Opponents	58	86	56	40	0	240

### Passing

	Att	Cmp	Yds	Cmp%	TD	Int	Long	Sack/Lost	Rating
Briester	387	223	2725	57.6	20	14	90	28/213	81.6
Strom	21	14	162	66.7	0	1	22	5/29	69.9
Team	408	237	2887	58.1	20	15	90	33/242	81.0
Opponents	460	236	2728	51.3	9	24	66t	34/228	54.3

### Scoring

	TD	Ru	Pa	Rt	PAT	FG	2Pt	Pts
Anderson	0	0	0	0	32/33	20/25	0	92
Hoge	10	7	3	0	0/0	0/0	0	60
Green	7	0	7	0	0/0	0/0	0	42
W. Williams	4	3	1	0	0/0	0/0	0	24
Lipps	3	0	3	0	0/0	0/0	0	18
Mularkey	3	0	3	0	0/0	0/0	0	18
Bell	1	0	1	0	0/0	0/0	0	6
Calloway	1	0	1	0	0/0	0/0	0	6
Foster	1	1	0	0	0/0	0/0	0	6
Johnson	1	0	0	1	0/0	0/0	0	6
Stone	1	0	1	0	0/0	0/0	0	6
Woodson	1	0	0	1	0/0	0/0	0	6
Stowe	0	0	0	0	0/0	0/0	1	2
<b>Team</b>	<b>33</b>	<b>11</b>	<b>20</b>	<b>2</b>	<b>32/33</b>	<b>20/25</b>	<b>1</b>	<b>292</b>
<b>Opponents</b>	<b>26</b>	<b>13</b>	<b>9</b>	<b>4</b>	<b>26/26</b>	<b>18/26</b>	<b>2</b>	<b>240</b>

Sacks: G. Williams 6.0, Willis 5.0, Lloyd 4.5, Davidson 3.5, Evans 3.0, Freeman 2.0, Jenkins 2.0, Hinkle 2.0, Nickerson 2.0, Jones 2.0, J. Williams 1.0, Lake 1.0, Team 34.0, Opponents 33.0

### Rushing

	No.	Yds	Avg	Long	TD
Hoge	203	772	3.8	41t	7
Worley	109	418	3.8	38	0
Williams	68	389	5.7	70t	3
Foster	36	203	5.6	38	1
Briester	25	64	2.6	11	0
Bell	5	18	3.6	12	0
Strzyzinski	3	17	5.7	9	0
Strom	4	10	2.5	10	0
Lipps	1	-5	-5.0	-5	0
Stone	2	-6	-3.0	10	0
<b>Team</b>	<b>456</b>	<b>1880</b>	<b>4.1</b>	<b>70t</b>	<b>11</b>
<b>Opponents</b>	<b>446</b>	<b>1615</b>	<b>3.6</b>	<b>31</b>	<b>13</b>

### Receiving

	No.	Yds	Avg	Long	TD
Lipps	50	682	13.6	37	3
Hoge	40	342	8.6	27	3
Green	34	387	11.4	46	7
Mularkey	32	365	11.4	28	3
Hill	25	391	15.6	66	0
Stone	19	332	17.5	90	1
Bell	12	137	11.4	43	1
Calloway	10	124	12.4	20t	1
Worley	8	70	8.8	27	0
W. Williams	5	42	8.4	13	1
O'Shea	1	13	13.0	13	0
Foster	1	2	2.0	2	0
<b>Team</b>	<b>237</b>	<b>2887</b>	<b>12.2</b>	<b>90</b>	<b>20</b>
<b>Opponents</b>	<b>236</b>	<b>2728</b>	<b>11.6</b>	<b>66t</b>	<b>9</b>

### Interceptions

	No.	Yds	Avg	Long	TD
Woodson	5	67	13.4	34	0
Griffin	4	75	18.8	36	0
Woodruff	3	110	36.7	59	0
Everett	3	2	0.7	2	0
Johnson	2	60	30.0	34	1
Little	1	35	35.0	35	0
Hinkle	1	19	19.0	19	0
Lloyd	1	9	9.0	9	0
Willis	1	5	5.0	5	0
Jones	1	3	3.0	3	0
Hall	1	0	0.0	0	0
Lake	1	0	0.0	0	0
<b>Team</b>	<b>24</b>	<b>385</b>	<b>16.0</b>	<b>59</b>	<b>1</b>
<b>Opponents</b>	<b>15</b>	<b>124</b>	<b>8.3</b>	<b>24</b>	<b>0</b>

### Punting

	No.	Yds	Avg	Net	TB	In	Lg	B
Strzyzinski	65	2454	37.8	34.1	5	18	51	1
<b>Team</b>	<b>65</b>	<b>2454</b>	<b>37.8</b>	<b>34.1</b>	<b>5</b>	<b>18</b>	<b>51</b>	<b>1</b>
<b>Opponents</b>	<b>64</b>	<b>2616</b>	<b>40.9</b>	<b>33.7</b>	<b>3</b>	<b>13</b>	<b>62</b>	<b>1</b>

### Punt Returns

	Ret	FC	Yds	Avg	Long	TD
Woodson	38	8	398	10.5	52t	1
Hill	1	0	0	0.0	0	0
<b>Team</b>	<b>39</b>	<b>8</b>	<b>398</b>	<b>10.2</b>	<b>52t</b>	<b>1</b>
<b>Opponents</b>	<b>16</b>	<b>32</b>	<b>105</b>	<b>6.6</b>	<b>39</b>	<b>0</b>

### Kickoff Returns

	No.	Yds	Avg	Long	TD
Woodson	35	764	21.8	49	0
Stone	5	91	18.2	24	0
J. Williams	3	31	10.3	20	0
Foster	3	29	9.7	13	0
Griffin	2	16	8.0	14	0
Green	1	16	16.0	16	0
Lipps	1	9	9.0	9	0
<b>Team</b>	<b>50</b>	<b>956</b>	<b>19.1</b>	<b>49</b>	<b>0</b>
<b>Opponents</b>	<b>56</b>	<b>1245</b>	<b>22.2</b>	<b>99t</b>	<b>1</b>

### Field Goals

	1-19	20-29	30-39	40-49	50+
Anderson	1/1	3/3	8/8	8/11	0/2
<b>Team</b>	<b>1/1</b>	<b>3/3</b>	<b>8/8</b>	<b>8/11</b>	<b>0/2</b>
<b>Opponents</b>	<b>0/0</b>	<b>4/4</b>	<b>4/5</b>	<b>9/17</b>	<b>1/2</b>

## 1989 FINAL REGULAR-SEASON STATISTICS (WON 9, LOST 7)

### Schedule

Date	W-L	Score	Opponent	Attendance
9/10	L	51-0	Cleveland	57,928
9/17	L	41-10	at Cincinnati	53,885
9/24	W	27-14	Minnesota	50,744
10/1	W	23-3	at Detroit	43,804
10/8	L	26-16	Cincinnati	52,785
10/15	W	17-7	at Cleveland	78,840
10/22	L	27-0	at Houston	59,091
10/29	W	23-17	Kansas City	54,194
11/5	L	34-7	at Denver	74,739
11/12	L	20-0	Chicago	56,505
11/19	W	20-17	San Diego	44,203
11/26	W	34-14	at Miami	59,936
12/3	L	23-16	Houston	40,541
12/10	W	13-0	at N.Y. Jets	41,037
12/17	W	28-10	New England	26,594
12/24	W	31-22	at Tampa Bay	29,690

### Team Statistics

	Pittsburgh	Opponent
Total First Downs	244	323
Rushing	106	112
Passing	117	177
Penalty	21	34
3rd Down: Made/Att	66/209	106/229
3rd Down Pct.	31.6	46.3
Total Net Yards	2178	3541
Avg. Per Game	249.8	346.8
Total Plays	955	1077
Avg. Per Play	4.2	5.2
Net Yards Rushing	1818	2008
Avg. Per Game	113.6	125.5
Total Rushes	500	498
Net Yards Passing	2178	3541
Avg. Per Game	157.4	188.8
Sacked/Yards Lost	43/220	39/229
Gross Yards	2738	3249
Att./Completions	404/210	548/290
Completion Pct.	52.0	52.9
Had Intercepted	13	21
Punts/Average	83/40.6	69/40.5
Net Punting Avg.	83/34.1	84/33.8
Penalties/Yards	116/986	96/785
Fumbles/Ball Lost	32/18	40/21
Touchdowns	29	38
Rushing	17	16
Passing	10	17
Returns	2	5

### Score by Period

	Q1	Q2	Q3	Q4	OT	Pts
Team	57	91	72	45	0	265
Opponents	78	110	60	78	0	326

### Passing

	Att	Cmp	Yds	Cmp%	TD	Int	Long	Sack/Lost	Rating
Brister	342	187	2365	54.7	9	10	79t	45/452	73.1
Blackledge	60	22	282	36.7	1	3	30	4/25	36.9
Carter	1	1	15	100.0	0	0	15	2/7	119.8
Strom	1	0	0	0.0	0	0	0	0/0	39.6
Team	404	210	2662	52.0	10	13	79t	51/484	67.7
Opponents	548	290	3721	52.9	17	21	66t	31/180	68.8

### Scoring

	TD	Ru	Pa	Rt	PAT	FG	2Pt	Pts
Anderson	0	0	0	0	28/28	21/30	0	91
Hoge	8	8	0	0	0/0	0/0	0	48
Lipps	6	1	5	0	0/0	0/0	0	36
Worley	5	5	0	0	0/0	0/0	0	30
Carter	4	1	3	0	0/0	0/0	0	24
Hill	1	0	1	0	0/0	0/0	0	6
Mularkey	1	0	1	0	0/0	0/0	0	6
W. Williams	1	1	0	0	0/0	0/0	0	6
Wallace	1	1	0	0	0/0	0/0	0	6
Woodruff	1	0	0	1	0/0	0/0	0	6
Woodson	1	0	0	1	0/0	0/0	0	6
Team	29	17	10	2	28/29	21/30	0	265
Opponents	38	16	17	5	37/38	19/27	2	326

Sacks: Lloyd 7 D, Willis 6.5, Johnson 4.5,  
J. Williams 3.0, G. Williams 3.0, Little 2.0, Jones 2.0,  
Lake 1.0, Olsavsky 1.0, Nickerson 1.0,  
Team 31.0, Opponents 51.0

### Rushing

	No.	Yds	Avg	Long	TD
Worley	195	770	3.9	38	5
Hoge	186	621	3.3	31	8
Lipps	13	180	13.8	58t	1
W. Williams	37	131	3.5	13	1
Stone	10	53	5.3	32	0
Brister	27	25	0.9	15	0
Blackledge	9	20	2.2	11	0
Carter	11	16	1.5	7	1
Wallace	5	10	2.0	5	1
Tyrell	1	3	3.0	3	0
Strom	4	-3	-0.8	0	0
Newsome	2	-8	-4.0	0	0
Team	500	1818	3.6	58t	17
Opponents	498	2008	4.0	65t	16

### Receiving

	No.	Yds	Avg	Long	TD
Lipps	50	944	18.9	79t	5
Carter	38	267	7.0	22t	3
Hoge	34	271	8.0	22t	0
Hill	28	455	16.3	53	1
Mularkey	22	326	14.8	34	1
Worley	15	113	7.5	19	0
Stone	7	92	13.1	16	0
W. Williams	6	48	8.0	16	0
Stock	4	74	18.5	27	0
Thompson	4	74	18.5	28	0
O'Shea	1	8	8.0	8	0
Brister	1	-10	-10.0	-10	0
Team	210	2662	12.7	79t	10
Opponents	290	3721	12.8	66t	17

### Interceptions

	No.	Yds	Avg	Long	TD
Woodruff	4	57	14.3	35	0
Everett	3	68	22.7	32	0
Lloyd	3	49	16.3	31	0
Woodson	3	39	13.0	39	0
Little	3	23	7.7	13	0
Griffin	1	15	15.0	15	0
Hall	1	6	6.0	6	0
Hinkle	1	4	4.0	4	0
Johnson	1	0	0.0	0	0
Lake	1	0	0.0	0	0
Team	21	261	12.4	39	0
Opponents	13	103	7.9	21	1

### Punting

	No.	Yds	Avg	Net	TB	In	Lg	B
Newsome	82	3368	41.1	34.1	9	15	57	1
Team	82	3368	41.1	34.1	9	15	57	1
Opponents	69	2793	40.5	33.8	9	16	62	0

### Punt Returns

	Ret	FC	Yds	Avg	Long	TD
Woodson	29	2	207	7.1	20	0
Hill	5	0	22	4.4	12	0
Lipps	4	0	27	6.8	9	0
Johnson	2	0	22	11.0	13	0
Team	40	2	278	7.0	20	0
Opponents	45	19	361	8.0	42	0

### Kickoff Returns

	No.	Yds	Avg	Long	TD
Woodson	36	982	27.3	84t	1
Stone	7	173	24.7	73	0
Thompson	4	41	10.3	15	0
J. Williams	4	31	7.8	22	0
J. Johnson	3	43	14.3	19	0
Griffin	1	21	21.0	21	0
Hinnant	1	13	13.0	13	0
Team	56	1304	23.3	84t	1
Opponents	53	1096	20.7	42	0

### Field Goals

	1-19	20-29	30-39	40-49	50+
Anderson	2/2	5/5	5/8	9/15	0/0
Team	2/2	5/5	5/8	9/15	0/0
Opponents	0/0	11/11	3/8	3/6	2/2



## 1988 FINAL REGULAR-SEASON STATISTICS [WON 5, LOST 11]

## Schedule

Date	W-L	Score	Opponent	Attendance
9/4	W	24-21	Dallas	56,813
9/11	L	30-29	at Washington	54,083
9/18	L	17-12	Cincinnati	56,647
9/25	L	36-28	at Buffalo	78,735
10/2	L	23-9	Cleveland	56,410
10/9	L	31-14	at Phoenix	53,278
10/16	L	34-14	Houston	52,229
10/23	W	39-21	Denver	49,811
10/30	L	24-20	at NY Jets	64,862
11/6	L	42-7	at Cincinnati	56,403
11/13	L	27-26	Philadelphia	46,026
11/20	L	27-7	at Cleveland	77,131
11/27	W	16-10	Kansas City	42,057
12/4	W	37-34	at Houston	47,791
12/11	L	20-14	at San Diego	33,816
12/18	W	40-24	Miami	36,051

## Team Statistics

	Pittsburgh	Opponent
Total First Downs	292	319
Rushing	120	110
Passing	150	181
Penalty	22	28
3rd Down: Made/Att	78/216	98/225
3rd Down Pct.	36.1	43.6
Total Net Yards	5204	5805
Avg. Per Game	325.3	362.8
Total Plays	1030	1067
Avg. Per Play	5.1	5.4
Net Yards Rushing	2228	1864
Avg. Per Game	139.3	116.5
Total Rushes	499	516
Net Yards Passing	2976	3941
Avg. Per Game	186.0	246.3
Sacked/Yards Lost	42/331	19/145
Gross Yards	3307	4086
Att./Completions	489/226	532/309
Completion Pct.	46.2	58.1
Had Intercepted	20	20
Punts/Average	71/41.5	67/40.7
Net Punting Avg.	71/32.8	67/35.0
Penalties/Yards	99/803	79/705
Fumbles/Ball Lost	40/19	35/13
Touchdowns	36	49
Rushing	17	20
Passing	15	25
Returns	4	4

## Score by Period

	01	02	03	04	0T	Pts
Team	85	94	47	110	0	336
Opponents	64	138	103	116	0	421

## Passing

	Att	Cmp	Yds	Cmp%	TD	Int	Long	Sack/Lost	Rating
Briester	370	175	2634	47.3	11	14	89t	36/292	65.3
Blackledge	79	38	494	48.1	2	3	34	4/25	60.8
Bono	35	10	110	28.6	1	2	15	1/8	25.9
Carter	3	2	56	66.7	0	0	40	0/0	109.7
Lipps	2	1	13	50.0	1	1	13t	1/6	70.8
Team	489	226	3307	46.2	15	20	89t	42/331	62.0
Opponents	532	309	4086	58.1	25	20	86t	19/145	82.5

## Scoring

	TD	Ru	Pa	Rt	PAT	FG	2Pt	Pts
Anderson	0	0	0	0	34/35	28/36	0	118
Briester	6	6	0	0	0/0	0/0	0	36
Hoge	6	3	3	0	0/0	0/0	0	36
Lipps	6	1	5	0	0/0	0/0	0	36
Carter	5	3	2	0	0/0	0/0	0	30
Jackson	3	3	0	0	0/0	0/0	0	18
Stone	2	0	1	1	0/0	0/0	0	12
Blackledge	1	1	0	0	0/0	0/0	0	6
Gothard	1	0	1	0	0/0	0/0	0	6
Jordan	1	0	0	1	0/0	0/0	0	6
Lockett	1	0	1	0	0/0	0/0	0	6
Thompson	1	0	1	0	0/0	0/0	0	6
W. Williams	1	0	1	0	0/0	0/0	0	6
Woodruff	1	0	0	1	0/0	0/0	0	6
Woodson	1	0	0	1	0/0	0/0	0	6
Team	36	17	15	4	34/36	28/36	1	336
Opponents	49	20	25	4	47/49	26/32	1	421

Sacks: Johnson 4.0, Nickerson 3.5, G. Williams 3.5, Carr 3.5, Jones 1.5, Reese 1.0, Woodson 0.5, Lloyd 0.5, Hinkle 0.5, Thomas 0.5.

Team 19.0, Opponents 42.0.

## Rushing

	No.	Yds	Avg	Long	TD
Hoge	170	705	4.1	20	3
Williams	87	409	4.7	33	0
Jackson	74	315	4.3	29t	3
Carter	36	216	6.0	64t	3
Briester	45	209	4.6	20	6
Lipps	6	129	21.5	39t	1
Stone	40	127	3.2	11	0
Pollard	31	93	3.0	7	0
Blackledge	8	25	3.1	10	1
Newsome	2	0	0.0	0	0
Team	499	2228	4.5	64t	17
Opponents	516	1864	3.6	64	20

## Receiving

	No.	Yds	Avg	Long	TD
Lipps	50	973	19.5	89t	5
Hoge	50	487	9.7	40	3
Carter	32	363	11.3	33	2
Lockett	22	365	16.6	44	1
Thompson	16	370	23.1	50	1
Gothard	12	121	10.1	26	1
Stone	11	196	17.8	72t	1
W. Williams	11	66	6.0	21	1
Johnson	10	237	23.7	60	0
Jackson	9	84	9.3	24	0
Pollard	2	22	11.0	19	0
Hinnant	1	23	23.0	23	0
Team	226	3307	14.6	89t	15
Opponents	309	4086	13.2	86t	25

## Interceptions

	No.	Yds	Avg	Long	TD
Woodruff	4	109	27.3	78t	1
Woodson	4	98	24.5	29	0
Everett	3	31	10.3	29	0
Griffin	2	63	31.5	33	0
Jordan	1	28	28.0	28t	1
Carr	1	27	27.0	27	0
Gowdij	1	24	24.0	24	0
Hinkle	1	1	1.0	1	0
Little	1	0	0.0	0	0
Nickerson	1	0	0.0	0	0
Sanchez	1	0	0.0	0	0
Team	20	381	19.1	78t	2
Opponents	20	367	18.4	75t	1

## Punting

	No.	Yds	Avg	Net	TB	In	Lg	B
Newsome	65	2950	45.4	32.8	10	9	62	0
Team	65	2950	45.4	32.8	10	9	62	6
Opponents	67	2726	40.7	35.0	3	16	63	0

## Punt Returns

	Ret	FC	Yds	Avg	Long	TD
Woodson	33	6	281	8.5	28	0
Lipps	4	2	30	7.5	11	0
Sanchez	2	4	11	5.5	6	0
Team	39	12	322	8.3	28	0
Opponents	40	9	418	10.5	32	0

## Kickoff Returns

	No.	Yds	Avg	Long	TD
Woodson	37	850	23.0	92t	1
Stone	29	610	21.0	92t	1
Sanchez	4	71	17.8	19	0
Boyle	1	19	19.0	19	0
Jackson	1	10	10.0	10	0
W. Williams	1	10	10.0	10	0
Blankenship	1	5	5.0	5	0
Team	74	1575	21.3	92t	2
Opponents	63	1351	21.4	90t	1

## Field Goals

	1-19	20-29	30-39	40-49	50+
Anderson	1/1	11/11	9/10	6/12	1/2
Team	1/1	11/11	9/10	6/12	1/2
Opponents	3/3	6/7	9/10	7/10	1/2

## 1987 FINAL REGULAR-SEASON STATISTICS [WON 8, LOST 7]

## Schedule

Date	W-L	Score	Opponent	Attendance
9/13	W	30-17	San Francisco	55,735
9/20	L	34-10	at Cleveland	79,543
9/27		Cancelled	N.Y. Jets (Player Strike)	
10/4	W	28-12	at Atlanta	16,667
10/11	L	31-21	at L.A. Rams	20,219
10/18	W	21-7	Indianapolis	34,627
10/25	W	23-20	Cincinnati	53,692
11/1	L	35-24	at Miami	52,578
11/8	W	17-16	at Kansas City	45,249
11/15	L	23-3	Houston	56,177
11/22	W	30-16	at Cincinnati	59,910
11/29	L	20-16	New Orleans	47,896
12/6	W	13-9	Seattle	48,881
12/13	W	20-16	at San Diego	51,605
12/20	L	24-16	at Houston	38,683
12/26	L	19-13	Cleveland	56,394

## Team Statistics

	Pittsburgh	Opponent
Total First Downs	263	289
Rushing	114	94
Passing	126	170
Penalty	23	25
3rd Down: Made/Att	86/229	78/222
3rd Down Pct.	39.5	34.0
Total Net Yards	4410	4920
Avg. Per Game	294.0	328.0
Total Plays	973	962
Avg. Per Play	4.5	5.1
Net Yards Rushing	2144	1610
Avg. Per Game	142.9	107.3
Total Rushes	517	455
Net Yards Passing	2266	3310
Avg. Per Game	151.1	220.7
Sacked/Yards Lost	27/198	26/196
Gross Yards	2464	3506
Att./Completions	429/198	481/290
Completion Pct.	46.2	60.3
Had Intercepted	25	27
Punts/Average	82/40.2	70/39.2
Net Punting Avg.	82/31.2	70/33.4
Penalties/Yards	105/801	95/721
Fumbles/Ball Lost	37/8	41/17
Touchdowns	31	34
Rushing	11	8
Passing	13	22
Returns	7	4

## Score by Period

	01	02	03	04	OT	Pts
Team	50	88	51	96	0	285
Opponents	45	79	77	98	0	299

## Passing

	Att	Cmp	Yds	Cmp%	TD	Int	Long	Sack/Lost	Rating
Malone	336	156	1896	46.4	6	19	63	18/151	46.7
Bono	74	34	438	45.9	5	2	57	6/30	76.3
Briester	12	4	20	33.3	0	3	10	2/14	2.8
Collier	?	4	110	57.1	1	1	49	1/3	101.8
Team	429	198	2464	46.2	13	25	63	27/198	50.3
Opponents	481	290	3506	60.3	22	27	52t	26/196	74.6

## Scoring

	TD	Ru	Pa	Rt	PAT	FG	2P	2T	Pts
Anderson	0	0	0	0	21/21	22/22	0	0	87
Carter	3	0	3	0	0/0	0/0	0	0	18
Malone	3	3	0	0	0/0	0/0	0	0	18
Pollard	3	3	0	0	0/0	0/0	0	0	18
Abercrombie	2	2	0	0	0/0	0/0	0	0	12
Aiston	2	0	2	0	0/0	0/0	0	0	12
Hall	2	0	2	0	0/0	0/0	0	0	12
Shell	2	0	2	0	0/0	0/0	0	0	12
Stallworth	2	0	2	0	0/0	0/0	0	0	12
Trout	0	0	0	10/10	0/2	0/0	0	0	6
BoNo	1	1	0	0	0/0	0/0	0	0	6
Clintscates	1	0	1	0	0/0	0/0	0	0	6
Gothard	1	0	1	0	0/0	0/0	0	0	6
Gowdy	1	0	0	1	0/0	0/0	0	0	6
Hairston	1	0	1	0	0/0	0/0	0	0	6
Hoge	1	0	1	0	0/0	0/0	0	0	6
Jackson	1	1	0	0	0/0	0/0	0	0	6
Lockett	1	0	1	0	0/0	0/0	0	0	6
Sanders	1	1	0	0	0/0	0/0	0	0	6
Thompson	1	0	1	0	0/0	0/0	0	0	6
Woodruff	1	0	1	0/0	0/0	0/0	0	0	6
Woodson	1	0	1	0/0	0/0	0/0	0	0	6
Carr	0	0	0	0/0	0/0	1	2	0	2
Team	31	11	13	7	31/31	22/29	1	285	
Opponents	34	8	22	4	31/34	20/26	2	299	

Sacks: Merrifield 5.5, Gary 4.0, Willis 3.0, Carr 3.0, Hinkle 2.0, Team 2.0, Little 1.5, Cole 1.0, Dawkins 1.0, J. Williams 1.0, Warren 1.0, G. Williams 1.0.  
Team 26.0, Opponents 27.0

## Rushing

	No.	Yds	Avg	Long	TD
Jackson	180	696	3.9	39	1
Pollard	128	536	4.2	33	3
Abercrombie	123	459	3.7	28t	2
Malone	34	162	4.8	42t	3
Stone	17	135	7.9	51	0
Sanders	11	65	5.9	14	1
BoNo	8	27	3.4	23	1
Collier	4	20	5.0	12	0
Newsome	2	16	8.0	16	0
Carter	5	12	2.4	4	0
Hoge	3	8	2.7	5	0
Reeder	2	8	4.0	4	0
Team	517	2144	4.1	51	11
Opponents	455	1610	3.5	58	8

## Receiving

	No.	Yds	Avg	Long	TD
Stallworth	41	521	12.7	45	2
Abercrombie	24	209	8.7	24	0
Thompson	17	313	18.4	63	1
Sweeney	16	217	13.6	34	0
Carter	16	180	11.3	26t	3
Pollard	14	77	5.5	17	0
Clintscates	13	240	18.5	57	1
Lee	12	124	10.3	24	0
Lipps	11	164	14.9	27	0
Lockett	7	116	16.6	25	1
Team	198	2464	12.4	63	13
Opponents	290	3506	12.1	52t	22

## Interceptions

	No.	Yds	Avg	Long	TD
Woodruff	5	91	18.2	33t	1
Hall	3	29	9.7	25t	1
Everett	3	22	7.3	21	0
Hinkle	3	15	5.0	8	0
Gowdy	2	50	25.0	45t	1
Merrifield	2	26	13.0	15	0
Griffin	2	2	1.0	2	0
Shell	1	50	50.0	50t	1
Woodson	1	45	45.0	45t	1
Riley	1	4	4.0	4	0
Sheffield	1	2	2.0	2	0
Cole	1	0	0.0	0	0
Edwards	1	0	0.0	0	0
Williams	1	0	0.0	0	0
Team	27	336	12.4	50t	5
Opponents	25	330	13.2	49	1

## Punting

	No.	Yds	Avg	Net	TB	In	Lg	B
Newsome	64	2678	41.8	31.5	13	8	57	1
Bruno	16	619	38.7	30.4	4	5	56	1
Team	80	3297	41.2	31.2	17	13	57	2
Opponents	70	2741	39.2	33.4	8	17	55	0

## Punt Returns

	Ret	FC	Yds	Avg	Long	TD
Woodson	16	1	135	8.4	20	0
Lipps	7	1	46	6.6	12	0
Anderson	2	1	38	5.4	10	0
Everett	4	2	22	5.5	11	0
Lockett	2	1	3	1.5	5	0
Team	36	6	244	6.8	20	0
Opponents	46	7	395	8.6	44	0

## Kickoff Returns

	No.	Yds	Avg	Long	TD
Woodson	36	982	27.3	84t	1
Stone	7	173	24.7	73	0
Thompson	4	41	10.3	15	0
J. Williams	4	31	7.8	22	0
J. Johnson	3	43	14.3	19	0
Griffin	1	21	21.0	21	0
Hinnant	1	13	13.0	13	0
Team	56	1304	23.3	84t	1
Opponents	53	1096	20.7	42	0

## Field Goals

	1-19	20-29	30-39	40-49	50+
Anderson	0/0	8/9	4/4	8/12	2/2
Trout	0/0	0/1	0/1	0/0	0/0
Team	0/0	8/10	4/5	8/12	2/2
Opponents	0/0	6/6	10/10	4/7	0/3



## 1986 FINAL REGULAR-SEASON STATISTICS [WON 6, LOST 10]

MEDIA INFORMATION

FOOTBALL STAFF

2011 PLAYERS

2010 IN REVIEW

STEELERS HISTORY

RECORDS

### Schedule

Date	W-L	Score	Opponent	Attendance
9/7	L	30-0	at Seattle	61,461
9/15	L	21-10	Denver	57,305
9/21	L	31-7	at Minnesota	56,795
9/28	W	22-16	at Houston	42,001
10/5	L	27-24	Cleveland	57,327
10/13	L	24-22	at Cincinnati	54,283
10/19	L	34-0	New England	54,743
10/26	W	30-9	Cincinnati	50,815
11/2	W	27-3	Green Bay	52,831
11/9	L	16-12	at Buffalo	72,000
11/16	W	21-10	Houston	49,224
11/23	L	37-31	at Cleveland	76,452
11/30	L	13-10	at Chicago	61,425
12/7	W	27-17	Detroit	45,042
12/13	W	45-24	at N.Y. Jets	58,044
12/21	L	24-19	Kansas City	47,150

### Team Statistics

	Pittsburgh	Opponent
Total First Downs	292	303
Rushing	125	97
Passing	140	176
Penalty	27	30
3rd Down: Made/Att	86/232	81/228
3rd Down Pct.	37.1	35.5
Total Net Yards	4811	5252
Avg. Per Game	300.7	328.3
Total Plays	1075	1050
Avg. Per Play	4.5	5.0
Net Yards Rushing	2223	1872
Avg. Per Game	138.9	117.0
Total Rushes	564	471
Net Yards Passing	2588	3380
Avg. Per Game	161.8	211.3
Sacked/Yards Lost	20/159	43/289
Gross Yards	2747	3669
Att./Completions	491/238	536/311
Completion Pct.	48.5	58.0
Had Intercepted	20	20
Punts/Average	89/38.7	82/39.0
Net Punting Avg.	89/30.6	82/31.0
Penalties/Yards	104/853	108/899
Fumbles/Ball Lost	28/16	31/13
Touchdowns	35	39
Rushing	18	10
Passing	16	22
Returns	1	7

### Score by Period

	01	02	03	04	OT	Pts
Team	51	83	90	77	6	307
Opponents	67	129	54	77	9	336

### Passing

	Att	Cmp	Yds	Cmp%	TD	Int	Long	Sack/Lost	Rating
Malone	425	216	2444	50.8	15	18	48	13/97	62.5
Brister	60	21	291	35.0	0	2	58	6/57	37.6
Campbell	4	0	0	0.0	0	0	0	1/5	39.6
Newsome	2	1	12	50.0	1	0	12t	0/0	108.3
Team	491	238	2747	48.5	16	20	58	20/159	59.7
Opponents	536	311	3669	58.0	22	20	55t	43/289	77.1

### Scoring

	TD	Ru	Pa	Rt	PAT	FG	2Pt	Pts
Anderson	0	0	0	0	32/32	21/32	0	95
Abercrombie	8	6	2	0	0/0	0/0	0	48
Jackson	5	5	0	0	0/0	0/0	0	30
Malone	5	5	0	0	0/0	0/0	0	30
Thompson	5	0	5	0	0/0	0/0	0	30
Erenberg	4	1	3	0	0/0	0/0	0	24
Lipps	3	2	1	0	0/0	0/0	0	18
Brister	1	1	0	0	0/0	0/0	0	6
Gothard	1	0	1	0	0/0	0/0	0	6
Sanchez	1	0	0	1	0/0	0/0	0	6
Stallworth	1	0	1	0	0/0	0/0	0	6
Sweeney	1	0	1	0	0/0	0/0	0	6
Edwards	0	0	0	0	0/0	0/0	1	2
Team	35	18	16	1	32/34	21/32	1	307
Opponents	39	10	22	7	36/38	22/39	0	336

Sacks: Willis 12.0, Gary 6.5, Merriweather 6.0,  
Nelson 5.0, Hinkle 4.5, G. Williams 3.5, Dunn 2.5,  
Sims 1.0, Team 1.0, Little 0.5, Cole 0.5  
Team 43.0, Opponents 20.0

### Rushing

	No.	Yds	Avg	Long	TD
Jackson	216	910	4.2	31	5
Abercrombie	214	877	4.1	38t	6
Erenberg	42	170	4.0	17	1
Malone	31	107	3.5	45	5
Pollard	24	86	3.6	12	0
Hughes	14	32	2.3	8	0
Reeder	6	20	3.3	6	0
Sanders	4	12	3.0	13	0
Brister	6	10	1.7	9	1
Seitz	3	2	0.7	2	0
Lipps	4	-3	-0.8	8	0
Team	564	2223	3.9	45	18
Opponents	471	1872	4.0	61t	10

### Receiving

	No.	Yds	Avg	Long	TD
Abercrombie	47	395	8.4	27	2
Lipps	38	590	15.5	48	3
Stallworth	34	466	13.7	40t	1
Erenberg	27	217	8.0	19	3
Sweeney	21	337	16.0	58	1
Gothard	21	246	11.7	34	1
Thompson	17	191	11.2	20	5
Jackson	17	176	9.9	28	0
Hughes	10	98	9.8	22	0
Sanders	2	19	9.5	10	0
Pollard	2	15	7.5	10	0
Reeder	2	4	2.0	3	0
Team	238	2747	11.5	58	16
Opponents	311	3669	11.8	55t	22

### Interceptions

	No.	Yds	Avg	Long	TD
Sanchez	3	71	23.7	67t	1
Williams	3	44	14.7	25	0
Shell	3	29	9.7	17	0
Woods	3	26	8.7	23	0
Clayton	3	18	6.0	14	0
Hinkle	3	7	2.3	6	0
Merriweather	2	14	7.0	11	0
Swain	0	9	1.0	1	0
Team	20	218	10.9	67t	1
Opponents	20	244	12.2	37t	2

### Punting

	No.	Yds	Avg	Net	TB	In	Lg	B
Newsome	86	3447	40.1	32.2	11	18	64	0
Team	3	0	0.0	0	0	0	0	3
Team	89	3447	38.7	30.6	11	18	64	3
Opponents	82	3194	39.0	31.0	7	17	69	0

### Punt Returns

	Ret	FC	Yds	Avg	Long	TD
Woods	33	12	294	8.9	41	0
Lipps	3	1	16	5.3	10	0
Team	36	13	310	8.6	41	0
Opponents	34	14	364	10.7	44	0

### Kickoff Returns

	No.	Yds	Avg	Long	TD
Sanchez	25	591	23.6	64	0
Elder	21	425	20.2	36	0
Sanders	8	148	18.5	29	0
Reeder	4	52	13.0	17	0
Hughes	2	16	8.0	16	0
Seitz	2	25	12.5	14	0
Merriweather	1	27	27.0	27	0
Woods	1	17	17.0	17	0
Rostosky	1	3	3.0	3	0
Sweeney	1	0	0.0	0	0
Team	66	1304	19.8	64	0
Opponents	56	1362	24.3	100t	3

### Field Goals

	1-19	20-29	30-39	40-49	50+
Anderson	0/1	6/7	6/7	9/14	0/3
Team	0/1	6/7	6/7	9/14	0/3
Opponents	2/2	6/10	7/11	7/13	0/3

## 1985 FINAL REGULAR-SEASON STATISTICS [WON 7, LOST 9]

### Schedule

Date	W-L	Score	Opponent	Attendance
9/8	W	45-3	Indianapolis	55,279
9/16	L	17-7	at Cleveland	79,042
9/22	W	20-0	Houston	58,752
9/30	L	37-24	Cincinnati	59,541
10/6	L	24-20	at Miami	72,820
10/13	L	27-13	at Dallas	62,932
10/20	W	23-10	St. Louis	56,478
10/27	L	26-21	at Cincinnati	55,421
11/3	W	10-9	Cleveland	51,976
11/10	W	36-28	at Kansas City	46,126
11/17	W	30-7	at Houston	45,977
11/24	L	30-23	Washington	59,293
12/1	L	31-23	Denver	56,797
12/8	L	54-44	at San Diego	52,098
12/15	W	30-24	Buffalo	35,953
12/21	L	28-10	at N.Y. Giants	66,785

### Team Statistics

	Pittsburgh	Opponent
Total First Downs	315	273
Rushing	125	105
Passing	165	144
Penalty	25	24
3rd Down: Made/Att	92/237	71/207
3rd Down Pct.	38.8	34.3
Total Net Yards	5350	4659
Avg. Per Game	334.4	291.2
Total Plays	1086	990
Avg. Per Play	4.9	4.7
Net Yards Rushing	2177	1876
Avg. Per Game	136.1	117.3
Total Rushes	541	470
Net Yards Passing	3173	2783
Avg. Per Game	198.3	173.9
Sacked/Yards Lost	33/224	36/305
Gross Yards	3397	3088
Att./Completions	512/254	484/287
Completion Pct.	49.6	59.3
Had Intercepted	27	20
Punts/Average	79/39.1	86/40.9
Net Punting Avg.	79/32.5	86/32.9
Penalties/Yards	85/665	89/679
Fumbles/Ball Lost	31/9	34/14
Touchdowns	40	43
Rushing	14	19
Passing	23	18
Returns	3	6

### Score by Period

	01	02	03	04	OT	Pts
Team	58	134	83	104	0	379
Opponents	72	129	53	101	0	355

### Passing

	Att	Cmp	Yds	Cmp%	TD	Int	Long	Sack/Lost	Rating
Malone	233	117	1428	50.2	13	7	45t	10/80	75.6
Woodley	183	94	1357	51.4	6	14	69	13/84	54.7
Campbell	96	43	612	44.8	4	6	51	10/60	53.7
Team	512	254	3397	49.6	23	27	69	33/224	64.0
Opponents	484	287	3088	59.3	18	20	75t	36/305	73.3

### Scoring

	TD	Ru	Pa	Rt	PAT	FG	2Pt	Pts
Anderson	0	0	0	0	40	40	33/42	0 139
Lipps	15	1	12	2	0/0	0/0	0	0 90
Abercrombie	9	7	2	0	0/0	0/0	0	0 54
Stallworth	5	0	5	0	0/0	0/0	0	0 30
Erenberg	3	0	3	0	0/0	0/0	0	0 18
Pollard	3	3	0	0	0/0	0/0	0	0 18
Woodley	2	2	0	0	0/0	0/0	0	0 12
Malone	1	1	0	0	0/0	0/0	0	0 6
Thompson	1	0	1	0	0/0	0/0	0	0 6
Merriveather	1	0	0	1	0/0	0/0	0	0 6
Team	40	14	23	3	40/40	33/42	0	0 379
Opponents	43	19	18	6	39/40	19/25	0	0 355

Sacks: Willis 5.5, Hinkle 5.0, Merriveather 4.0, Gary 3.0, Goodman 3.0, Cole 3.0, Catano 3.0, Dunn 2.5, Team 2.0, Carr 1.0, Nelson 1.0, Little 1.0, Woods 1.0, Sims 1.0, Team 36.0, Opponents 33.0

### Rushing

	No.	Yds	Avg	Long	TD
Pollard	233	991	4.3	56	3
Abercrombie	227	851	3.8	32t	7
Malone	15	80	5.3	25	1
Woodley	17	71	4.2	13	2
Erenberg	16	67	4.2	12	0
Spencer	13	56	4.3	11	0
Campbell	9	28	3.1	14	0
Morse	8	17	2.1	9	0
Lipps	3	16	5.3	15t	1
Team	541	2177	4.0	56	14
Opponents	470	1876	4.0	77t	19

### Receiving

	No.	Yds	Avg	Long	TD
Stallworth	75	937	12.5	41	5
Lipps	59	1134	19.2	51	12
Erenberg	33	326	9.9	35	3
Pollard	24	250	10.4	20	0
Abercrombie	24	209	8.7	27	2
Sweeney	16	234	14.6	69	0
Thompson	8	138	17.3	42	1
Gothard	6	83	13.8	24	0
Cunningham	6	61	10.2	17	0
Spencer	3	25	8.3	13	0
Team	254	3397	13.4	69	23
Opponents	287	3088	10.8	75t	18

### Interceptions

	No.	Yds	Avg	Long	TD
Woodruff	5	80	16.0	33	0
Williams	4	47	11.8	29	0
Shell	4	40	10.0	26	0
Merriveather	2	36	18.0	35t	1
Swain	2	4	2.0	4	0
Little	2	0	0.0	3	0
Cole	1	4	4.0	4	0
Team	20	211	10.6	35t	0
Opponents	27	409	15.2	57t	5

### Punting

	No.	Yds	Avg	Net	TB	In	Lg	B
Newsome	78	3088	39.6	32.5	7	17	59	0
Team	1	0	0.0	0.0	0	0	0	1
Team	78	3088	39.6	32.5	7	17	59	1
Opponents	86	3515	40.9	32.9	10	17	65	0

### Punt Returns

	Ret	FC	Yds	Avg	Long	TD
Lipps	36	2	437	12.1	71t	2
Woods	13	2	46	3.5	10	0
Team	49	4	483	9.9	71t	2
Opponents	43	8	380	8.8	31	0

### Kickoff Returns

	No.	Yds	Avg	Long	TD
Spencer	27	617	22.9	40	0
Erenberg	21	441	21.0	35	0
Lipps	13	237	18.2	24	0
Washington	3	34	11.3	14	0
Tuggle	1	8	8.0	8	0
Team	65	1337	20.6	40	0
Opponents	65	1566	24.1	95	0

### Field Goals

	1-19	20-29	30-39	40-49	50+
Anderson	1/1	12/13	14/15	5/9	1/4
Team	1/1	12/13	14/15	5/9	1/4
Opponents	2/2	2/3	11/12	4/5	0/3



# 1984 FINAL REGULAR-SEASON STATISTICS [WON 9, LOST 7]

## Schedule

Date	W-L	Score	Opponent	Attendance
9/2	L	37-27	Kansas City	56,709
9/6	W	23-17	at N.Y. Jets	70,564
9/16	W	24-14	L.A. Rams	58,104
9/23	L	20-10	at Cleveland	77,312
10/1	W	38-17	Cincinnati	57,099
10/7	L	31-7	Miami	59,103
10/14	W	20-17	at San Francisco	59,110
10/21	L	17-16	at Indianapolis	60,026
10/28	W	35-10	Atlanta	55,971
11/4	W	35-7	Houston	48,892
11/11	L	22-20	at Cincinnati	52,497
11/19	L	17-24	at New Orleans	66,005
11/25	W	52-24	San Diego	55,586
12/2	L	23-20	at Houston	39,786
12/9	W	23-20	Cleveland	55,825
12/16	W	13-7	L.A. Raiders	83,056

## Team Statistics

	Pittsburgh	Opponent
Total First Downs	302	282
Rushing	117	87
Passing	167	167
Penalty	18	28
3rd Down: Made/Att	92/227	75/225
3rd Down Pct.	40.5	33.3
Total Net Yards	5420	4916
Avg. Per Game	338.8	307.3
Total Plays	1052	1016
Avg. Per Play	5.2	4.8
Net Yards Rushing	2179	1617
Avg. Per Game	136.2	101.1
Total Rushes	574	454
Net Yards Passing	3241	3299
Avg. Per Game	202.6	206.2
Sacked/Yards Lost	35/278	47/390
Gross Yards	3519	3689
Att./Completions	443/240	515/299
Completion Pct.	54.2	58.1
Had Intercepted	25	31
Punts/Average	70/41.2	90/42.4
Net Punting Avg.	70/34.7	90/32.5
Penalties/Yards	112/948	107/945
Fumbles/Ball Lost	40/15	30/11
Touchdowns	45	35
Rushing	13	12
Passing	25	19
Returns	7	4

## Score by Period

	Q1	Q2	Q3	Q4	OT	Pts
Team	50	147	95	95	0	387
Opponents	26	105	69	107	3	310

## Passing

	Att	Cmp	Yds	Cmp%	TD	Int	Long	Sack/Lost	Rating
Malone	272	147	2137	54.0	16	17	61t	25/211	73.4
Woodley	156	85	1273	54.5	8	7	80t	10/67	79.9
Campbell	15	8	109	53.3	1	1	25t	0/0	71.3
Team	443	240	3519	54.2	25	25	80t	35/278	75.6
Opponents	515	299	3689	58.1	19	31	68	47/390	67.5

## Scoring

	TD	Ru	Pa	Rt	PAT	FG	2Pt	Pts
Anderson	0	0	0	0	45/45	24/32	0	117
Stallworth	11	0	11	0	0/0	0/0	0	66
Lipps	11	1	9	1	0/0	0/0	0	66
Pollard	6	6	0	0	0/0	0/0	0	36
Erenberg	3	2	1	0	0/0	0/0	0	18
Malone	3	3	0	0	0/0	0/0	0	18
Thompson	3	0	3	0	0/0	0/0	0	18
Washington	2	0	2	0	0/0	0/0	0	12
Woodruff	2	0	0	2	0/0	0/0	0	12
Abercrombie	1	1	0	0	0/0	0/0	0	6
Shell	1	0	0	1	0/0	0/0	0	6
Cunningham	1	0	1	0	0/0	0/0	0	6
Hinkle	1	0	0	1	0/0	0/0	0	6
Team	45	13	25	7	45/45	24/32	0	387
Opponents	35	12	19	4	34/35	22/28	0	310

Sacks: Merrweather 15.0, E.Nelson 7.0, Hinkle 5.5, Willis 5.0, Gary 4.0, Goodman 2.5, Cole 2.0, E. Williams 2.0, Little 1.0, Dunn 1.0, Clayton 1.0, Team 1.0, Team 47.0, Opponents 35.0

## Rushing

	No.	Yds	Avg	Long	TD
Pollard	213	851	4.0	52	6
Abercrombie	145	610	4.2	31	1
Erenberg	115	405	3.5	31t	2
Corley	18	89	4.9	23	0
Veals	31	87	2.8	9	0
Lipps	3	71	23.7	36t	1
Malone	25	42	1.7	13t	3
Gillespie	7	18	2.6	9	0
Woodley	11	14	1.3	7	0
Spencer	1	0	0.0	0	0
Colquitt	1	0	0.0	0	0
Capers	1	-3	-3.0	-3	0
Campbell	3	-5	-5.0	-5	0
Team	574	2179	3.8	52	13
Opponents	454	1617	3.6	31	12

## Receiving

	No.	Yds	Avg	Long	TD
Stallworth	80	1395	17.4	51	11
Lipps	45	860	19.1	80t	9
Erenberg	38	358	9.4	25	1
Pollard	21	186	8.9	18	0
Thompson	17	291	17.1	59	3
Abercrombie	16	135	8.4	59	0
Capers	7	81	11.6	19	0
Kolodziejski	5	59	11.8	22	0
Cunningham	4	64	16.0	29	1
D. Nelson	2	31	15.5	19	0
Sweeney	2	25	12.5	16	0
Garrity	2	22	11.0	12	0
Gillespie	1	12	12.0	12	0
Team	240	3519	14.7	80t	25
Opponents	299	3689	12.3	68	19

## Interceptions

	No.	Yds	Avg	Long	TD
Shell	7	61	8.7	52t	1
Washington	6	138	23.0	69t	2
Woodruff	5	56	11.2	42t	1
Hinkle	3	77	25.7	43	0
E. Williams	3	49	16.3	44	0
Merrweather	2	9	4.5	8	0
Woods	2	0	0.0	0	0
C. Brown	1	31	31.0	31	0
Clayton	1	12	12.0	12	0
Clayton	1	0	0.0	0	0
Team	31	433	14.0	69t	4
Opponents	25	371	14.8	70	1

## Punting

	No.	Yds	Avg	Net	TB	In	Lg	B
Colquitt	70	2883	41.2	34.7	5	21	62	0
Team	70	2883	41.2	34.7	5	21	62	0
Opponents	90	3818	42.4	32.5	10	13	60	0

## Punt Returns

	Ret	FC	Yds	Avg	Long	TD
Woods	33	12	294	8.9	41	0
Lipps	3	1	16	5.3	10	0
Team	36	13	310	8.6	41	0
Opponents	34	14	364	10.7	44	0

## Kickoff Returns

	No.	Yds	Avg	Long	TD
Erenberg	28	575	20.5	47	0
Spencer	18	373	20.7	40	0
Veals	4	40	10.0	18	0
Corley	1	15	15.0	15	0
Gillespie	1	12	12.0	12	0
C. Brown	1	11	11.0	11	0
CataNo.	1	0	0.0	0	0
Team	54	1026	19.0	47	0
Opponents	61	1338	21.9	97t	1

## Field Goals

	1-19	20-29	30-39	40-49	50+
Anderson	0/0	8/9	6/9	8/11	2/3
Team	0/0	8/9	6/9	8/11	2/3
Opponents	2/2	5/5	8/10	6/9	1/2

## 1983 FINAL REGULAR-SEASON STATISTICS [WON 10, LOST 6]

### Schedule

Date	W-L	Score	Opponent	Attendance
9/4	L	14-10	Denver	58,233
9/11	W	25-21	at Green Bay	58,154
9/18	W	40-28	at Houston	44,150
9/25	L	28-23	New England	58,282
10/2	W	17-10	Houston	56,901
10/10	W	24-14	at Cincinnati	56,086
10/16	W	44-17	Cleveland	59,263
10/23	W	27-21	at Seattle	61,615
10/30	W	17-12	Tampa Bay	57,468
11/6	W	26-3	San Diego	58,191
11/13	W	24-13	at Baltimore	57,319
11/20	L	17-14	Minnesota	58,417
11/24	L	45-3	at Detroit	77,224
12/4	L	23-10	Cincinnati	55,832
12/10	W	34-7	at N.Y. Jets	53,996
12/18	L	30-17	at Cleveland	72,313

### Team Statistics

	Pittsburgh	Opponent
Total First Downs	312	278
Rushing	156	100
Passing	141	151
Penalty	15	27
3rd Down: Made/Att	99/231	77/216
3rd Down Pct.	42.9	35.6
Total Net Yards	5014	4278
Avg. Per Game	313.4	295.5
Total Plays	1075	1006
Avg. Per Play	4.7	4.2
Net Yards Rushing	2610	1833
Avg. Per Game	163.1	114.6
Total Rushes	614	509
Net Yards Passing	2404	2895
Avg. Per Game	150.3	180.9
Sacked/Yards Lost	52/350	50/361
Gross Yards	2754	3256
Att./Completions	409/211	447/238
Completion Pct.	51.6	53.2
Had Intercepted	23	28
Punts/Average	80/41.9	88/41.1
Net Punting Avg.	80/35.0	88/33.1
Penalties/Yards	99/836	96/782
Fumbles/Ball Lost	42/20	34/17
Touchdowns	39	37
Rushing	17	14
Passing	15	19
Returns	7	4

### Score by Period

	01	02	03	04	OT	Pts
Team	95	105	30	125	0	355
Opponents	80	78	72	73	0	303

### Passing

	Att	Cmp	Yds	Cmp%	TD	Int	Long	Sack/Lost	Rating
Stoudt	381	197	2553	51.7	12	21	52	51/339	60.6
Malone	20	9	124	45.0	1	2	38	1/11	42.5
Bradshaw	8	5	77	62.5	2	0	24	0/0	133.9
Team	409	211	2754	51.6	15	23	52	52/350	61.9
Opponents	447	238	3256	53.2	19	28	76t	50/361	64.9

### Scoring

	TD	Ru	Pa	Rt	PAT	FG	2Pt	Pts
Anderson	0	0	0	0	38/39	27/31	0	119
Abercrombie	7	4	3	0	0/0	0/0	0	42
F.Harris	7	5	2	0	0/0	0/0	0	42
Sweeney	5	0	5	0	0/0	0/0	0	30
Pollard	4	4	0	0	0/0	0/0	0	24
Stoudt	4	4	0	0	0/0	0/0	0	24
Cunningham	3	0	3	0	0/0	0/0	0	18
Hinkle	1	0	0	1	0/0	0/0	0	6
Woods	1	0	0	1	0/0	0/0	0	6
Johnson	1	0	0	1	0/0	0/0	0	6
Clayton	1	0	0	1	0/0	0/0	0	6
Merriveather	1	0	0	1	0/0	0/0	0	6
Capers	1	0	1	0	0/0	0/0	0	6
Best	1	0	0	1	0/0	0/0	0	6
Blount	1	0	0	1	0/0	0/0	0	6
Garrity	1	0	1	0	0/0	0/0	0	6
Kohrs	0	0	0	0	0/0	0/0	1	2
Team	39	17	15	7	32/33	25/30	1	321
Opponents	37	14	19	4	436/37	15/20	0	303

**Sacks:** Willis 14.0, Gary 7.5, Dunn 6.0, Cole 5.0, Lambert 4.0, Nelson 3.0, Beasley 2.5, Rivera 2.0, Clayton 2.0, Kohrs 1.5, Goodman 1.0, Woodruff 1.0, Merriveather 0.5, **Team 50.0, Opponents 52.0**

### Rushing

	No.	Yds	Avg	Long	TD
F.Harris	279	1007	3.6	19	5
Pollard	135	608	4.5	32	4
Stoudt	77	479	6.2	23	4
Abercrombie	112	446	4.0	50t	4
Hawthorne	5	47	9.4	20	0
T.Harris	2	15	7.5	10	0
Odom	2	7	3.5	4	0
Bradshaw	8	7	0.9	7	0
Sweeney	3	5	1.7	2	0
Team	614	2610	4.3	50t	17
Opponents	509	1833	3.6	30	14

### Receiving

	No.	Yds	Avg	Long	TD
Sweeney	39	577	14.8	42	5
Cunningham	35	442	12.6	25	3
F.Harris	34	278	8.2	29t	2
Abercrombie	26	391	15.0	51t	3
Hawthorne	19	300	15.8	52	0
Garrity	19	279	14.7	38	1
Pollard	16	127	7.9	17	0
Capers	10	185	18.5	36	1
Stallworth	8	100	12.5	20	0
Skansi	3	39	13.0	21	0
Rodgers	2	36	18.0	25	0
Team	211	2754	13.1	52	15
Opponents	238	3256	13.7	76t	19

### Interceptions

	No.	Yds	Avg	Long	TD
Woods	5	53	10.6	31	0
Shell	5	18	3.6	18	0
Blount	4	32	8.0	21	0
Woodruff	3	85	28.3	47	0
Johnson	3	84	28.0	34t	1
Merriveather	3	55	18.3	31t	1
Lambert	2	-1	-0.5	0	0
Clayton	1	70	70.0	70t	1
Washington	1	25	25.0	25	0
Hinkle	1	14	14.0	14t	1
Team	28	435	15.5	70t	4
Opponents	23	252	11.0	41t	2

### Punting

	No.	Yds	Avg	Net	TB	In	Lg	B
Colquitt	80	3352	41.9	35.0	7	20	58	0
Team	80	3352	41.9	35.0	7	20	58	0
Opponents	88	3615	41.1	33.1	14	10	61	0

### Punt Returns

	Ret	FC	Yds	Avg	Long	TD
Skansi	43	9	363	8.4	57	0
Woods	5	0	46	9.2	13	0
T.Harris	3	0	12	4.0	6	0
Team	51	9	421	8.3	57	0
Opponents	44	5	418	9.5	81t	1

### Kickoff Returns

	No.	Yds	Avg	Long	TD
Odom	39	758	19.4	35	0
T.Harris	18	289	16.1	32	0
Bingham	1	15	15.0	15	0
Kohrs	1	6	6.0	6	0
Team	59	1068	18.1	35	0
Opponents	65	1507	23.2	97t	1

### Field Goals

	1-19	20-29	30-39	40-49	50+
Anderson	2/2	8/9	9/10	8/10	0/0
Team	2/2	8/9	9/10	8/10	0/0
Opponents	1/1	6/7	6/6	2/5	0/1



## 1982 FINAL REGULAR-SEASON STATISTICS (WON 6, LOST 3)

### Schedule

Date	W-L	Score	Opponent	Attendance
9/13	W	36-28	at Dallas	63,431
9/19	W	26-20	Cincinnati	53,973
9/26	Cancelled		N.Y. Giants*	
10/3	Cancelled		at Denver*	
10/11	Cancelled		Philadelphia*	
10/17	Cancelled		at Washington*	
10/31	Cancelled		at Cincinnati*	
11/7	Cancelled		Houston*	
11/14	Cancelled		N.Y. Jets*	
11/21	W	24-10	at Houston	42,338
11/28	L	16-0	at Seattle	55,553
12/5	W	35-14	Kansas City	52,090
12/12	L	13-0	at Buffalo	58,391
12/19	L	10-9	at Cleveland	67,139
12/26	W	37-14	New England	50,515
1/2	W	37-21	Cleveland	52,312

\* Game cancelled for player strike

### Team Statistics

	Pittsburgh	Opponent
Total First Downs	171	174
Rushing	69	92
Passing	91	142
Penalty	11	14
3rd Down: Made/Att.	47/121	47/126
3rd Down Pct.	39.0	37.3
Total Net Yards	2970	2874
Avg. Per Game	330.0	319.3
Total Plays	583	599
Avg. Per Play	5.1	4.8
Net Yards Rushing	1187	762
Avg. Per Game	131.9	84.7
Total Rushes	289	236
Net Yards Passing	1783	2112
Avg. Per Game	198.1	234.7
Sacked/Yards Lost	19/139	34/273
Gross Yards	1922	2385
Att./Completions	275/141	329/176
Completion Pct.	51.3	53.5
Had Intercepted	16	17
Punts/Average	49/40.4	53/38.1
Net Punting Avg.	49/35.1	53/30.6
Penalties/Yards	59/459	44/345
Fumbles/Ball Lost	18/7	17/8
Touchdowns	25	17
Rushing	7	5
Passing	17	12
Returns	1	6

### Score by Period

	01	02	03	04	OT	Pts
Team	47	54	38	59	6	204
Opponents	13	43	38	52	0	146

### Passing

	Att	Cmp	Yds	Cmp%	TD	Int	Long	Sack/Lost	Rating
Bradshaw	240	127	1768	52.9	17	11	74t	18/131	81.4
Stoutd	35	14	154	40.0	0	5	24	1/8	14.2
Team	275	141	1922	51.3	17	16	74t	19/139	70.3
Opponents	329	176	2385	53.5	12	17	75t	34/273	67.5

### Scoring

	TD	Ru	Pa	Rt	PAT	FG	2Pt	Pts
Anderson	0	0	0	0	22/23	10/12	0	52
Stallworth	7	0	7	0	0/0	0/0	0	42
Smith	4	0	4	0	0/0	0/0	0	24
Hawthorne	3	0	3	0	0/0	0/0	0	18
Cunningham	2	0	2	0	0/0	0/0	0	12
Pollard	2	2	0	0	0/0	0/0	0	12
Harris	2	2	0	0	0/0	0/0	0	12
Abercrombie	2	2	0	0	0/0	0/0	0	12
Thornton	1	1	0	0	0/0	0/0	0	6
Pinney	1	0	1	0	0/0	0/0	0	6
Rodgers	1	0	0	1	0/0	0/0	0	6
Team	0	0	0	0	0/0	0/0	0	2
<b>Team</b>	<b>25</b>	<b>17</b>	<b>7</b>	<b>1</b>	<b>22/23</b>	<b>10/12</b>	<b>1</b>	<b>204</b>
<b>Opponents</b>	<b>17</b>	<b>5</b>	<b>12</b>	<b>0</b>	<b>17/17</b>	<b>9/14</b>	<b>0</b>	<b>146</b>

Sacks: Beasley 6.0, Dunn 6.0, Cole 5.0, Lambert 4.0, Ham 3.0, Toews 2.5, Kohrs 2.0, Goodman 1.5, Shell 1.0, Hinkle 1.0, Woodruff 1.0, Willis 1.0, Team 34.0, Opponents 19.0

### Interceptions

	No.	Yds	Avg	Long	TD
Woodruff	5	53	10.6	30	0
Shell	5	27	5.2	18	0
Johnson	2	5	2.5	5	0
Toews	1	20	20.0	20	0
Woods	1	12	12.0	12	0
Lambert	1	6	6.0	6	0
Ham	1	2	2.0	2	0
Blount	1	2	2.0	2	0
<b>Team</b>	<b>17</b>	<b>127</b>	<b>7.5</b>	<b>30</b>	<b>0</b>
<b>Opponents</b>	<b>16</b>	<b>168</b>	<b>10.5</b>	<b>28</b>	<b>0</b>

### Punting

	No.	Yds	Avg	Net	TB	In	Lg	B
Goodson	49	1981	40.4	35.1	4	11	66	1
<b>Team</b>	<b>49</b>	<b>1981</b>	<b>40.4</b>	<b>35.1</b>	<b>4</b>	<b>11</b>	<b>66</b>	<b>1</b>
<b>Opponents</b>	<b>53</b>	<b>2019</b>	<b>38.1</b>	<b>30.6</b>	<b>4</b>	<b>9</b>	<b>54</b>	<b>2</b>

### Punt Returns

	Ret	FC	Yds	Avg	Long	TD
Sydnor	22	3	172	7.8	21	0
Woods	13	2	142	10.9	20	0
Merrifweather	1	0	3	3.0	3	0
<b>Team</b>	<b>36</b>	<b>5</b>	<b>317</b>	<b>8.8</b>	<b>21</b>	<b>0</b>
<b>Opponents</b>	<b>28</b>	<b>4</b>	<b>182</b>	<b>6.5</b>	<b>17</b>	<b>0</b>

### Kickoff Returns

	No.	Yds	Avg	Long	TD
Bohannon	14	329	23.5	57	0
Abercrombie	7	139	19.9	46	0
French	2	38	19.0	26	0
Sydnor	2	37	18.5	20	0
Moser	1	18	18.0	18	0
Donnalley	1	8	8.0	8	0
Swann	1	0	0.0	0	0
<b>Team</b>	<b>28</b>	<b>569</b>	<b>20.3</b>	<b>57</b>	<b>0</b>
<b>Opponents</b>	<b>36</b>	<b>821</b>	<b>22.8</b>	<b>39</b>	<b>0</b>

### Field Goals

	1-19	20-29	30-39	40-49	50+
Anderson	0/0	4/4	1/2	5/5	0/1
<b>Team</b>	<b>0/0</b>	<b>4/4</b>	<b>1/2</b>	<b>5/5</b>	<b>0/1</b>
<b>Opponents</b>	<b>0/0</b>	<b>2/2</b>	<b>4/5</b>	<b>2/5</b>	<b>1/2</b>

### Rushing

	No.	Yds	Avg	Long	TD
Harris	140	604	4.3	21	2
Pollard	62	238	3.8	18	2
Abercrombie	21	100	4.8	34	2
Davis	24	72	3.0	9	0
Hawthorne	15	68	4.5	11	0
Thornton	6	33	5.5	13	1
Stoutd	11	28	2.5	8	0
Swann	1	25	25.0	25	0
Bradshaw	8	10	2.3	6	0
Stallworth	1	9	9.0	9	0
<b>Team</b>	<b>289</b>	<b>1187</b>	<b>4.1</b>	<b>34</b>	<b>7</b>
<b>Opponents</b>	<b>236</b>	<b>762</b>	<b>3.2</b>	<b>33</b>	<b>5</b>

### Receiving

	No.	Yds	Avg	Long	TD
Harris	31	249	8.0	20	0
Stallworth	27	441	16.3	74t	7
Cunningham	21	277	13.2	31	2
Swann	18	265	14.7	60	0
Smith	17	387	22.8	51	4
Hawthorne	12	182	15.2	46t	3
Pollard	6	39	6.5	11	0
Sweeney	5	50	10.0	17	0
Abercrombie	1	14	14.0	14	0
Davis	1	11	11.0	11	0
Thornton	1	4	4.0	4	0
Pinney	1	3	3.0	3t	1
<b>Team</b>	<b>141</b>	<b>1922</b>	<b>13.6</b>	<b>74t</b>	<b>17</b>
<b>Opponents</b>	<b>176</b>	<b>2385</b>	<b>13.6</b>	<b>75t</b>	<b>12</b>

## 1981 FINAL REGULAR-SEASON STATISTICS (WON 8, LOST 8)

## Schedule

Date	W-L	Score	Opponent	Attendance
9/6	L	37-33	Kansas City	53,305
9/10	L	30-10	at Miami	74,190
9/20	W	38-10	N.Y. Jets	52,973
9/27	W	27-21	New England	53,344
10/4	W	20-6	at New Orleans	64,578
10/11	W	13-7	Cleveland	53,255
10/18	L	34-7	at Cincinnati	57,090
10/26	W	26-13	Houston	52,732
11/1	L	17-14	San Francisco	52,878
11/8	L	24-21	at Seattle	59,058
11/15	W	34-20	at Atlanta	57,485
11/22	W	32-10	at Cleveland	77,958
11/29	W	24-0	Los Angeles	51,854
12/7	L	30-27	at Oakland	51,769
12/13	L	17-10	Cincinnati	50,623
12/20	L	21-20	at Houston	41,056

## Team Statistics

	Pittsburgh	Opponent
Total First Downs	318	323
Rushing	137	114
Passing	156	181
Penalty	25	28
3rd Down: Made/Att	83/203	90/231
3rd Down Pct.	40.9	39.0
Total Net Yards	5598	5652
Avg. Per Game	349.9	353.3
Total Plays	1042	1084
Avg. Per Play	5.4	5.2
Net Yards Rushing	2372	1859
Avg. Per Game	148.3	116.8
Total Rushes	554	500
Net Yards Passing	3226	3783
Avg. Per Game	201.6	236.4
Sacked/Yards Lost	27/231	40/325
Gross Yards	3457	4107
Att./Completions	461/247	542/302
Completion Pct.	53.6	55.5
Had Intercepted	19	30
Punts/Average	84/43.3	78/42.1
Net Punting Avg.	84/35.3	78/35.8
Penalties/Yards	97/840	112/960
Fumbles/Ball Lost	39/22	31/16
Touchdowns	47	35
Rushing	21	10
Passing	25	22
Returns	1	3

## Score by Period

	Q1	Q2	Q3	Q4	OT	Pts
Team	90	97	84	79	6	356
Opponents	33	97	58	109	3	297

## Passing

	Att	Cmp	Yds	Cmp%	TD	Int	Long	Sack/Lost	Rating
Bradshaw	370	201	2887	54.3	22	14	90t	17/155	83.9
Malone	88	45	553	51.1	3	5	30	10/76	58.6
Stoudt	3	1	17	33.3	0	0	17	0/0	53.5
Team	461	247	3457	53.6	25	19	90t	27/231	78.9
Opponents	544	302	4107	55.5	22	30	73t	40/325	70.3

## Scoring

	TD	Ru	Pa	Rt	PAT	FG	2Pt	Pts
Trout	0	0	0	0	38/46	12/17	0	74
Harris	9	8	1	0	0/0	0/0	0	54
Smith	7	0	7	0	0/0	0/0	0	42
Stallworth	5	0	5	0	0/0	0/0	0	30
Swann	5	0	5	0	0/0	0/0	0	30
Thornton	4	4	0	0	0/0	0/0	0	24
Cunningham	3	0	3	0	0/0	0/0	0	18
Malone	3	2	1	0	0/0	0/0	0	18
Pollard	2	2	0	0	0/0	0/0	0	12
Hawthorne	2	2	0	0	0/0	0/0	0	12
Bradshaw	2	2	0	0	0/0	0/0	0	12
Davis	1	1	0	0	0/0	0/0	0	6
Blount	1	0	0	1	0/0	0/0	0	6
Grossman	1	0	1	0	0/0	0/0	0	6
Pinney	1	0	1	0	0/0	0/0	0	6
Moser	1	0	1	0	0/0	0/0	0	6
Team	47	21	25	1	38/46	12/17	0	356
Opponents	35	10	22	3	33/35	18/33	0	297

Sacks: Dunn 8.0, Kohrs 5.5, Beasley 5.0, Greene 4.5, Banaszak 4.0, Greenwood 3.0, Goodman 3.0, Cole 2.5, Lambert 2.0, Winston 1.5, Woodruff 1.0, Team 40.0, Opponents 27.0

## Rushing

	No.	Yds	Avg	Long	TD
Harris	242	987	4.1	50	8
Pollard	123	570	4.6	29	2
Davis	47	270	5.7	28	1
Thornton	56	202	3.6	17t	4
Bradshaw	38	162	4.3	16	2
Malone	16	68	4.3	19	2
Hawthorne	25	58	2.3	16	2
Stallworth	1	17	17.0	17	0
Smith	1	15	15.0	15	0
Stoudt	3	11	3.7	10	0
Colquitt	1	8	8.0	8	0
Moser	1	4	4.0	4	0
Team	554	2372	4.3	50	21
Opponents	500	1869	3.7	60	10

## Receiving

	No.	Yds	Avg	Long	TD
Stallworth	63	1098	17.4	55	5
Cunningham	41	574	14.0	30	3
Harris	37	250	6.8	26	1
Swann	34	505	14.9	44	5
Smith	29	571	19.7	46t	7
Pollard	19	156	8.2	26	0
Thornton	8	78	9.8	30	0
Davis	4	34	8.5	19	0
Hawthorne	4	23	5.8	12	0
Grossman	3	19	6.3	14t	1
Sweeney	2	53	26.5	32	0
Malone	1	90	90.0	90t	1
Moser	1	5	5.0	5t	1
Pinney	1	1	1.0	1t	1
Team	247	3457	14.0	90t	25
Opponents	302	4108	13.6	73t	22

## Interceptions

	No.	Yds	Avg	Long	TD
Blount	6	106	17.7	50t	1
Lambert	6	76	12.7	31	0
Shell	5	52	10.4	25	0
Thomas	4	18	4.5	16	0
Washington	3	46	15.3	35	0
Johnson	2	8	4.0	8	0
Cole	1	29	29.0	29	0
Ham	1	23	23.0	23	0
Woodruff	1	17	17.0	17	0
Winston	1	1	1.0	1	0
Team	30	376	12.5	50t	1
Opponents	19	226	11.9	34	0

## Punting

	No.	Yds	Avg	Net	TB	In	Lg	B
Colquitt	84	3641	43.3	35.3	16	25	74	0
Team	84	3641	43.3	35.3	16	25	74	0
Opponents	78	3286	42.1	35.8	4	12	62	0

## Punt Returns

	Ret	FC	Yds	Avg	Long	TD
Smith	30	1	204	6.8	28	0
Anderson	20	8	208	10.4	33	0
Team	50	9	412	8.2	33	0
Opponents	34	10	358	10.5	87t	2

## Kickoff Returns

	No.	Yds	Avg	Long	TD
Anderson	37	825	22.3	35	0
Hawthorne	7	138	19.7	30	0
Moser	3	76	25.3	29	0
Dirden	3	45	15.0	18	0
Davis	1	8	8.0	8	0
Malone	1	3	3.0	3	0
Thornton	1	1	1.0	1	0
Team	53	1096	20.7	35	0
Opponents	52	1253	24.1	51	0

## Field Goals

	1-19	20-29	30-39	40-49	50+
Trout	4/5	4/4	1/2	3/5	0/1
Team	4/5	4/4	1/2	3/5	0/1
Opponents	0/0	5/5	7/10	6/14	0/4



## 1980 FINAL REGULAR-SEASON STATISTICS [WON 9, LOST 7]

## Schedule

Date	W-L	Score	Opponent	Attendance
9/7	W	31-17	Houston	54,386
9/14	W	20-17	at Baltimore	54,914
9/21	L	30-28	at Cincinnati	52,490
9/28	W	38-3	Chicago	53,987
10/5	W	23-17	at Minnesota	47,583
10/12	L	17-16	Cincinnati	53,668
10/20	L	45-34	Oakland	53,940
10/26	L	27-26	at Cleveland	79,095
11/2	W	22-20	Green Bay	52,165
11/9	W	24-21	at Tampa Bay	71,636
11/16	W	16-13	Cleveland	54,563
11/23	L	28-13	at Buffalo	79,659
11/30	W	23-10	Miami	51,384
12/4	L	6-0	at Houston	53,960
12/14	W	21-16	Kansas City	50,013
12/22	L	26-17	at San Diego	51,785

## Team Statistics

	Pittsburgh	Opponent
Total First Downs	308	302
Rushing	111	101
Passing	177	171
Penalty	20	30
3rd Down: Made/Att	101/224	94/232
3rd Down Pct.	45.1	40.5
Total Net Yards	5554	5134
Avg. Per Game	347.1	320.9
Total Plays	1033	1036
Avg. Per Play	5.4	5.0
Net Yards Rushing	1986	1762
Avg. Per Game	124.1	110.1
Total Rushes	512	486
Net Yards Passing	3568	3372
Avg. Per Game	223.0	210.8
Sacked/Yards Lost	18/145	37/264
Gross Yards	3832	3517
Att./Completions	484/250	532/280
Completion Pct.	51.7	52.6
Had Intercepted	24	26
Punts/Average	66/40.2	73/40.7
Penalties/Yards	111/933	93/806
Fumbles/Ball Lost	38/18	23/14
Touchdowns	42	37
Rushing	15	9
Passing	26	25
Returns	1	3

## Score by Period

	Q1	Q2	Q3	Q4	OT	Pts
Team	79	115	76	82	0	352
Opponents	57	91	81	84	0	313

## Passing

	Att	Cmp	Yds	Cmp%	TD	Int	Long	Sack/Lost	Rating
Bradshaw	424	218	3339	51.4	24	22	68t	33/245	75.0
Stoutd	60	32	493	53.3	2	2	72	4/19	78.0
Team	484	250	3832	51.7	26	24	72	37/264	75.4
Opponents	532	280	3517	52.6	25	26	69t	18/145	68.8

## Scoring

	TD	Ru	Pa	Rt	PAT	FG	2Pt	Pts
Bahr	0	0	0	0	39/42	19/28	0	96
Smith	9	0	9	0	0/0	0/0	0	54
Swann	7	0	7	0	0/0	0/0	0	42
Harris	6	4	2	0	0/0	0/0	0	36
Hawthorne	4	4	0	0	0/0	0/0	0	24
Thornton	4	3	1	0	0/0	0/0	0	24
Bradshaw	2	2	0	0	0/0	0/0	0	12
Bell	2	0	2	0	0/0	0/0	0	12
Bleier	2	1	1	0	0/0	0/0	0	12
Cunningham	2	0	2	0	0/0	0/0	0	12
Stallworth	1	0	1	0	0/0	0/0	0	6
Sweeney	1	0	1	0	0/0	0/0	0	6
Winston	1	1	0	0	0/0	0/0	0	6
Davis	1	0	1	0	0/0	0/0	0	6
Team	42	15	26	1	39/42	19/28	0	352
Opponents	37	9	25	3	34/37	19/29	0	313

Sacks: Greenwood 5.0, Greene 3.5, Furness 3.5,  
Banaszak 2.5, Beasley 1.0, Cole 1.0, Ham 1.0, Dunn  
0.5, Team 18.0, Opponents 37.0

## Rushing

	No.	Yds	Avg	Long	TD
Harris	208	789	3.8	26	4
Bleier	78	340	4.4	19	1
Thornton	78	325	4.2	28	3
Hawthorne	63	226	3.6	15	4
Davis	33	132	4.0	12	1
Bradshaw	36	111	3.1	18	2
Stoutd	9	35	3.9	12	0
Colquitt	1	17	17.0	17	0
Pollard	4	16	4.0	12	0
Smith	1	-1	-1.0	-1	0
Swann	1	-4	-4.0	-4	0
Team	512	1986	3.9	28	15
Opponents	486	1762	3.6	37	9

## Receiving

	No.	Yds	Avg	Long	TD
Swann	44	710	16.1	68t	7
Smith	37	711	19.2	45t	9
Harris	30	196	6.5	31	2
Bell	29	748	25.8	72	2
Grossman	23	293	12.7	35	0
Bleier	21	174	8.3	17	1
Cunningham	18	232	12.9	35	2
Thornton	15	131	8.7	29t	1
Sweeney	12	282	23.5	34	1
Hawthorne	12	158	13.2	33	0
Stallworth	9	197	21.9	50t	1
Team	250	3832	15.3	72	26
Opponents	280	3517	12.6	69t	25

## Interceptions

	No.	Yds	Avg	Long	TD
Shell	7	135	19.3	67	0
Wagner	6	27	4.5	6	0
Blount	4	28	7.0	17	0
Ham	2	16	8.0	15	0
Lambert	2	1	0.5	1	0
Thomas	2	0	0.0	0	0
Cole	1	34	34.0	34	0
Johnson	1	19	19.0	19	0
Woodruff	1	0	0.0	0	0
Team	26	260	10.0	67	0
Opponents	24	226	9.4	36	2

## Punting

	No.	Yds	Avg	TB	In	Lg	B
Colquitt	61	2483	40.7	5	13	54	0
Bradshaw	5	173	34.6	0	0	44	0
Team	66	2656	40.2	5	13	54	0
Opponents	73	2970	40.7	10	18	61	1

## Punt Returns

	Ret	FC	Yds	Avg	Long	TD
Bell	34	6	339	10.0	27	0
Smith	7	0	28	4.0	11	0
Cobb	3	0	19	6.3	13	0
Pollard	1	0	5	5.0	5	0
Team	45	6	391	8.7	27	0
Opponents	34	6	217	6.4	33	0

## Kickoff Returns

	No.	Yds	Avg	Long	TD
Pollard	22	494	22.5	34	0
Anderson	14	379	27.1	63	0
Hawthorne	9	169	18.8	36	0
Davis	9	160	17.7	24	0
Bell	3	50	16.7	21	0
Sweeney	3	42	14.0	25	0
Cobb	1	19	19.0	19	0
Thornton	1	15	15.0	15	0
Winston	1	13	13.0	13	0
Blount	1	9	9.0	9	0
Valentine	1	0	0.0	0	0
Team	65	1350	20.8	63	0
Opponents	68	1339	19.7	41	0

## Field Goals

	1-19	20-29	30-39	40-49	50+
Bahr	2/2	8/9	7/10	2/6	0/1
Team	2/2	8/9	7/10	2/6	0/1
Opponents	0/0	8/9	7/11	3/6	1/3

## 1979 FINAL REGULAR-SEASON STATISTICS [WON 12, LOST 4]

### Schedule

Date	W-L	Score	Opponent	Attendance
9/3	W	16-13/OT	at New England	60,978
9/9	W	38-7	Houston	49,792
9/16	W	24-21	at St. Louis	50,416
9/23	W	17-13	Baltimore	49,483
9/30	L	17-14	at Philadelphia	70,352
10/7	W	51-35	at Cleveland	81,260
10/14	L	34-10	at Cincinnati	52,381
10/22	W	42-7	Denver	49,699
10/28	W	14-3	Dallas	50,199
11/4	W	38-7	Washington	49,462
11/11	W	30-3	at Kansas City	70,132
11/18	L	35-7	at San Diego	51,910
11/25	W	33-30/OT	Cleveland	48,773
12/2	W	37-17	Cincinnati	46,521
12/10	L	20-17	at Houston	55,923
12/16	W	28-0	Buffalo	48,002

### Team Statistics

	Pittsburgh	Opponent
Total First Downs	337	260
Rushing	141	95
Passing	179	135
Penalty	17	30
3rd Down: Made/Att	106/245	76/247
3rd Down Pct.	43.2	30.8
Total Net Yards	6258	4270
Avg. Per Game	391.1	266.9
Total Plays	1080	1035
Avg. Per Play	5.8	4.1
Net Yards Rushing	2603	1709
Avg. Per Game	162.7	106.8
Total Rushes	561	506
Net Yards Passing	3655	2561
Avg. Per Game	228.4	160.1
Sacked/Yards Lost	27/222	49/351
Gross Yards	3877	2912
Att./Completions	492/272	480/226
Completion Pct.	55.3	47.1
Had Intercepted	26	27
Punts/Average	68/40.2	100/40.0
Penalties/Yards	108/866	95/744
Fumbles/Ball Lost	47/26	32/15
Touchdowns	52	31
Rushing	25	9
Passing	26	19
Returns	1	3

### Score by Period

	Q1	Q2	Q3	Q4	OT	Pts
Team	89	114	62	145	6	416
Opponents	57	104	53	48	0	262

### Passing

	Att	Cmp	Yds	Cmp%	TD	Int	Long	Sack/Lost	Rating
Bradshaw	472	259	3724	54.9	26	25	65t	24/196	77.0
Kruczek	20	13	153	65.0	0	1	31	3/26	67.3
Team	492	272	3877	55.3	26	26	65t	27/222	76.6
Opponents	480	226	2912	47.1	19	27	64t	49/351	56.4

### Scoring

	TD	Ru	Pa	Rt	PAT	FG	2Pt	Pts
Bahr	0	0	0	0	50/52	18/30	0	104
Harris	12	11	1	0	0/0	0/0	0	72
Thornton	10	6	4	0	0/0	0/0	0	60
Stallworth	8	0	8	0	0/0	0/0	0	48
Swann	6	1	5	0	0/0	0/0	0	36
Cunningham	4	0	4	0	0/0	0/0	0	24
Bleier	4	4	0	0	0/0	0/0	0	24
Smith	2	0	2	0	0/0	0/0	0	12
Hawthorne	1	1	0	0	0/0	0/0	0	6
Winston	1	0	0	1	0/0	0/0	0	6
A. Anderson	1	1	0	0	0/0	0/0	0	6
Grossman	1	0	0	1	0/0	0/0	0	6
Moser	1	1	0	0	0/0	0/0	0	6
Brown	1	0	1	0	0/0	0/0	0	6
Team	52	25	26	1	50/52	18/30	0	416
Opponents	31	9	19	3	28/31	16/26	0	262

Sacks: Greenwood 7.0, Furness 7.0, Banaszak 5.5, Ham 5.0, Dunn 5.0, Greene 5.0, Shell 4.0, Lambert 3.5, Cole 2.5, Beasley 1.0, Winston 1.0, Toews 1.0, White 1.0, Valentine 0.5, Team 49.0, Opponents 27.0

### Rushing

	No.	Yds	Avg	Long	TD
Harris	267	1186	4.4	71t	11
Thornton	118	585	5.0	75	6
Bleier	92	434	4.7	70t	4
Hawthorne	28	123	4.4	19	1
A. Anderson	18	118	6.6	31	1
Bradshaw	21	83	4.0	28	0
Moser	11	33	3.0	8	1
Kruczek	4	20	5.0	22	0
Smith	1	12	12.0	12	0
Swann	1	9	9.0	9t	1
Team	561	2603	4.6	75	25
Opponents	506	1709	3.4	34	9

### Receiving

	No.	Yds	Avg	Long	TD
Stallworth	70	1183	16.9	65t	8
Swann	41	808	19.7	65	5
Cunningham	36	512	14.2	41	4
Harris	36	291	8.1	21	1
Bleier	31	277	8.9	28	0
Smith	17	243	14.3	25	2
Thornton	16	231	14.4	32	4
Grossman	12	217	18.1	54	1
Hawthorne	8	47	5.9	17	0
Bell	3	61	20.3	31	0
Moser	1	6	6.0	6	0
Brown	1	1	1.0	1t	1
Team	272	3877	14.3	65t	26
Opponents	226	2912	12.9	64t	19

### Interceptions

	No.	Yds	Avg	Long	TD
Lambert	6	29	4.8	23	0
Shell	5	10	2.0	8	0
Wagner	4	31	7.8	19	0
Winston	3	48	16.0	41t	1
Blount	3	1	0.3	1	0
Ham	2	8	4.0	6	0
Woodruff	1	31	31.0	31	0
Johnson	1	20	20.0	20	0
L. Anderson	1	19	19.0	19	0
Banaszak	1	3	3.0	3	0
Team	27	200	7.4	41t	1
Opponents	26	401	15.4	77t	1

### Punting

	No.	Yds	Avg	TB	In	Lg	B
Colquitt	68	2733	40.2	8	19	61	0
Team	68	2733	40.2	8	19	61	0
Opponents	100	3995	40.0	6	23	59	0

### Punt Returns

	Ret	FC	Yds	Avg	Long	TD
Bell	45	7	378	8.4	27	0
Smith	16	1	146	9.1	38	0
Woodruff	1	0	0	0.0	0	0
Swann	1	3	-1	-1.0	-1	0
Team	63	11	523	8.3	38	0
Opponents	31	10	276	8.9	68	0

### Kickoff Returns

	No.	Yds	Avg	Long	TD
L. Anderson	34	732	21.5	44	0
A. Anderson	13	200	15.4	26	0
Hawthorne	2	46	23.0	23	0
Moser	1	6	6.0	6	0
Cole	1	3	3.0	3	0
Team	51	987	19.4	44	0
Opponents	81	1668	20.6	38	0

### Field Goals

	1-19	20-29	30-39	40-49	50+
Bahr	0/0	6/6	6/11	6/12	0/1
Team	0/0	6/6	6/11	6/12	0/1
Opponents	0/0	7/8	5/8	4/9	0/1



## 1978 FINAL REGULAR-SEASON STATISTICS [WON 14, LOST 2]

### Schedule

Date	W-L	Score	Opponent	Attendance
9/3	W	28-17	at Buffalo	64,142
9/10	W	21-10	Seattle	48,277
9/17	W	28-3	at Cincinnati	50,260
9/24	W	15-9	Cleveland	49,513
10/1	W	28-17	at N.Y. Jets	52,058
10/8	W	31-7	Atlanta	48,202
10/15	W	34-14	at Cleveland	81,302
10/23	L	24-17	Houston	48,021
10/29	W	27-24	Kansas City	48,185
11/5	W	20-14	New Orleans	48,525
11/12	L	10-7	at Los Angeles	63,089
11/19	W	7-6	Cincinnati	47,578
11/27	W	24-7	at San Francisco	51,657
12/3	W	13-3	at Houston	54,267
12/9	W	35-13	Baltimore	41,957
12/16	W	21-17	at Denver	74,104

### Team Statistics

	Pittsburgh	Opponent
Total First Downs	316	264
Rushing	133	105
Passing	149	119
Penalty	34	40
3rd Down: Made/Att	112/233	90/231
3rd Down Pct.	48.1	39.0
Total Net Yards	4987	4168
Avg. Per Game	311.7	260.5
Total Plays	1046	999
Avg. Per Play	4.8	4.2
Net Yards Rushing	2297	1774
Avg. Per Game	143.6	110.6
Total Rushes	641	513
Net Yards Passing	2690	2394
Avg. Per Game	168.1	149.6
Sacked/Yards Lost	25/271	44/361
Gross Yards	2961	2755
Att./Completions	380/212	442/221
Completion Pct.	55.8	50.0
Had Intercepted	22	27
Punts/Average	66/40.0	82/39.4
Penalties/Yards	108/943	106/954
Fumbles/Ball Lost	35/17	33/21
Touchdowns	46	22
Rushing	16	11
Passing	28	10
Returns	2	1

### Score by Period

	01	02	03	04	OT	Pts
Team	63	135	76	79	6	356
Opponents	6	63	57	62	0	195

### Passing

	Att	Cmp	Yds	Cmp%	TD	Int	Long	Sack/Lost	Rating
Bradshaw	368	207	2915	56.3	28	20	70	21/222	84.8
Kruczek	11	5	46	45.5	0	2	21	4/49	17.8
Harris	1	0	0	0.0	0	0	0	0/0	39.6
Team	380	212	2961	55.8	28	22	70	25/271	81.6
Opponents	442	221	2755	50.0	10	27	49	44/361	52.0

### Scoring

	TD	Ru	Pa	Rt	PAT	FG	2Pt	Pts
Gerela	0	0	0	0	44/45	12/26	0	80
Swann	11	0	11	0	0/0	0/0	0	66
Stallworth	9	0	9	0	0/0	0/0	0	54
Harris	8	8	0	0	0/0	0/0	0	48
Bleier	6	5	1	0	0/0	0/0	0	36
Thornton	3	2	1	0	0/0	0/0	0	18
Cunningham	2	0	2	0	0/0	0/0	0	12
Smith	2	0	2	0	0/0	0/0	0	12
Bradshaw	1	0	0	0	0/0	0/0	0	6
Bell	1	0	1	0	0/0	0/0	0	6
L. Anderson	1	0	0	1	0/0	0/0	0	6
Shell	1	0	0	1	0/0	0/0	0	6
Grossman	1	0	1	0	0/0	0/0	0	6
Team	46	16	28	2	44/45	12/26	0	356
Opponents	22	11	10	1	21/22	14/26	0	195

Sacks: Greenwood 8.5, Greene 4.5, Ham 4.0, Dunn 4.0, Toews 3.5, Lambert 3.5, Shell 3.0, Cole 3.0, Basaszak 3.0, White 2.0, Wagner 2.0, Beasley 1.0, Oldham 1.0, Winston 1.0.  
Team 44.0, Opponents 25.0

### Rushing

	No.	Yds	Avg	Long	TD
Harris	310	1082	3.5	37	8
Bleier	165	633	3.8	24	5
Thornton	71	264	3.7	27	2
Moser	42	153	3.6	15	0
Bradshaw	32	93	2.9	17	1
Deloplainie	11	49	4.5	19	0
Maxson	4	9	2.3	7	0
Swann	1	7	7.0	7	0
Kruczek	5	7	1.4	8	0
Team	641	2297	3.6	37	16
Opponents	513	1774	3.5	30	11

### Receiving

	No.	Yds	Avg	Long	TD
Swann	61	880	14.1	62	11
Stallworth	41	798	19.5	70	9
Grossman	37	448	12.1	26	1
Harris	22	144	6.5	15	0
Bleier	17	168	9.9	32	1
Cunningham	16	321	20.1	48	2
Smith	6	83	13.8	29t	2
Bell	6	53	8.8	15t	1
Thornton	5	66	13.2	24	1
Moser	1	-1	-1.0	-1	0
Bradshaw	0	1	-	1	0
Team	212	2961	14.0	70	28
Opponents	221	2755	12.5	49	10

### Interceptions

	No.	Yds	Avg	Long	TD
Dungy	6	95	15.8	65	0
Blount	4	55	13.8	35	0
Lambert	4	41	10.3	24	0
Johnson	4	24	6.0	21	0
Shell	3	21	7.0	20	0
Ham	3	7	2.3	7	0
Wagner	2	34	17.0	20	0
Toews	1	12	12.0	12	0
Team	27	289	10.7	65	0
Opponents	22	212	9.6	31	0

### Punting

	No.	Yds	Avg	TB	In	Lg	B
Colquitt	66	2642	40.0	4	14	58	0
Team	66	2642	40.0	4	14	58	0
Opponents	82	3228	39.4	6	18	60	1

### Punt Returns

	Ret	FC	Yds	Avg	Long	TD
Bell	21	2	152	7.2	18	0
Reutershan	20	0	148	7.4	18	0
Smith	9	0	65	7.2	13	0
Terry	7	0	80	11.4	24	0
Shell	1	0	6	6.0	6	0
Team	58	2	451	7.8	24	0
Opponents	38	9	239	6.3	42	0

### Kickoff Returns

	No.	Yds	Avg	Long	TD
L. Anderson	37	930	25.1	95t	1
Maxson	2	33	16.5	21	0
Thornton	1	37	37.0	37	0
Deloplainie	1	19	19.0	19	0
Smith	1	16	16.0	16	0
Moser	1	8	8.0	8	0
Mullins	1	0	0.0	0	0
Team	44	1043	23.7	95t	1
Opponents	60	1336	22.3	40	0

### Field Goals

	1-19	20-29	30-39	40-49	50+
Bahr	2/2	8/9	7/10	2/6	0/1
Team	2/2	8/9	7/10	2/6	0/1
Opponents	0/0	8/9	7/11	3/6	1/3

## 1977 FINAL REGULAR-SEASON STATISTICS [WON 9, LOST 5]

## Schedule

Date	W-L	Score	Opponent	Attendance
9/19	W	27-0	San Francisco	48,046
9/25	L	16-7	Oakland	50,398
10/2	W	28-14	at Cleveland	80,588
10/9	L	27-10	at Houston	49,226
10/17	W	20-14	Cincinnati	47,950
10/23	W	27-10	Houston	48,517
10/30	L	31-21	at Baltimore	60,225
11/6	L	21-7	at Denver	74,967
11/13	W	35-31	Cleveland	47,055
11/20	W	28-13	Dallas	49,761
11/27	W	23-20	at N.Y. Jets	47,385
12/4	W	30-20	Seattle	45,429
12/10	L	17-10	at Cincinnati	36,133
12/18	W	10-9	at San Diego	50,727

## Team Statistics

	Pittsburgh	Opponent
Rushing	122	80
Passing	124	112
Penalty	20	36
3rd Down: Made/Att	65/201	64/188
3rd Down Pct.	32.3	34.0
Total Net Yards	4645	3692
Avg. Per Game	331.8	263.7
Total Plays	949	882
Avg. Per Play	4.9	4.2
Net Yards Rushing	2258	1723
Avg. Per Game	161.3	123.1
Total Rushes	581	493
Net Yards Passing	2387	1969
Avg. Per Game	170.5	140.6
Sacked/Yards Lost	27/245	32/284
Gross Yards	2632	2254
Att./Completions	341/173	357/157
Completion Pct.	50.7	44.0
Had Intercepted	21	31
Punts/Average	73/36.3	79/40.3
Penalties/Yards	122/973	82/784
Fumbles/Ball Lost	41/28	28/13
Touchdowns	37	29
Rushing	20	9
Passing	17	16
Returns	0	4

## Score by Period

	01	02	03	04	Ot	Pts
Team	30	109	47	97	0	283
Opponents	59	71	44	69	0	243

## Passing

	Att	Cmp	Yds	Cmp%	TD	Int	Long	Sack/Lost	Rating
Bradshaw	314	162	2523	51.6	17	19	65t	26/235	71.2
Graff	12	6	47	50.0	0	0	21	1/10	20.5
Dungy	8	3	43	37.5	0	2	18	0/0	16.1
Kruczek	7	2	19	28.6	0	0	13	0/0	39.6
Team	341	173	2632	50.7	17	21	65t	27/245	67.3
Opponents	357	157	2254	43.9	16	31	65t	32/285	43.7

## Scoring

	TD	Ru	Pa	Rt	PAT	FG	2Pt	Pts
Harris	11	11	0	0	0/0	0/0	0	66
Gerela	0	0	0	0	34/37	9/14	0	61
Stallworth	7	0	7	0	0/0	0/0	0	42
Swann	7	0	7	0	0/0	0/0	0	42
Bleier	4	4	0	0	0/0	0/0	0	24
Bradshaw	3	3	0	0	0/0	0/0	0	18
Cunningham	2	0	2	0	0/0	0/0	0	12
Thornton	2	2	0	1	0/0	0/0	0	12
Lewis	1	0	1	0	0/0	0/0	0	6
Team	37	20	17	0	34/37	9/14	0	283
Opponents	29	9	16	4	27/29	14/22	0	243

Sacks: Furness 8.5, White 6.5, Holmes 4.5, Greene 4.0, Greenwood 2.5, Banaszak 2.5, Cole 1.5, Ham 1.0, Toews 1.0, Team 32.0, Opponents 27.0

## Rushing

	No.	Yds	Avg	Long	TD
Harris	300	1162	3.9	61t	11
Bleier	135	465	3.4	16	4
Harrison	36	175	4.9	33	0
Bradshaw	31	171	5.5	26	3
Thornton	27	103	3.8	18	2
Maxson	18	56	3.1	8	0
L. Smith	14	55	3.9	16	0
Stallworth	6	47	7.8	15	0
Swann	2	6	3.0	14	0
Dungy	3	8	2.7	6	0
Delopaine	2	7	3.5	5	0
Graff	5	3	0.6	4	0
Kruczek	1	0	0.0	0	0
Walden	1	0	0.0	0	0
Team	581	2258	3.9	61t	20
Opponents	493	1723	3.5	39	9

## Receiving

	No.	Yds	Avg	Long	TD
Swann	50	789	15.8	47	7
Stallworth	44	784	17.8	49t	7
Cunningham	20	347	17.4	43t	2
Bleier	18	161	8.9	30	0
Lewis	11	263	23.9	65t	1
Harris	11	62	5.6	15	0
Maxson	5	70	14.0	34	0
Grossman	5	57	11.4	20	0
J. Smith	4	80	20.0	26	0
Harrison	3	11	3.7	7	0
Thornton	1	5	5.0	5	0
Pough	1	3	3.0	3	0
Team	173	2632	15.2	65t	17
Opponents	157	2254	14.4	65t	16

## Interceptions

	No.	Yds	Avg	Long	TD
Blount	6	65	10.8	37	0
Allen	5	76	15.2	48	0
Ham	4	17	4.3	9	0
Edwards	3	116	38.7	51	0
Dungy	3	37	12.3	29	0
Shell	3	14	4.7	8	0
White	2	27	13.5	19	0
Thomas	2	10	5.0	12	0
Winston	2	7	3.5	7	0
Lambert	1	5	5.0	5	0
Team	31	374	12.1	51	0
Opponents	21	299	14.2	47t	1

## Punting

	No.	Yds	Avg	TB	In	Lg	B
Walden	67	2482	37.0	5	13	65	0
Engles	5	169	33.8	0	1	48	0
Team	72	2651	36.8	5	14	65	1
Opponents	79	3180	40.3	7	15	63	0

## Punt Returns

	Ret	FC	Yds	Avg	Long	TD
J. Smith	36	0	294	8.2	30	0
Swann	9	0	88	9.8	31	0
Delopaine	1	0	7	7.0	7	0
Team	46	0	389	8.5	31	0
Opponents	34	11	380	11.2	87t	1

## Kickoff Returns

	No.	Yds	Avg	Long	TD
J. Smith	16	381	23.8	37	0
L. Smith	16	365	22.8	33	0
Pough	7	106	15.1	22	0
Maxson	5	120	24.0	43	0
Delopaine	1	18	18.0	18	0
Team	45	990	22.0	43	0
Opponents	48	1080	22.5	48	0

## Field Goals

	1-19	20-29	30-39	40-49	50+
Gerela	0/0	4/5	2/2	3/6	0/1
Steelers	0/0	4/5	2/2	3/6	0/1
Opponents	1/1	6/8	2/4	5/8	0/1



# 1976 FINAL REGULAR-SEASON STATISTICS [WON 10, LOST 4]

## Schedule

Date	W-L	Score	Opponent	Attendance
9/12	L	31-28	at Oakland	51,371
9/19	W	31-14	Cleveland	49,169
9/26	L	30-27	New England	47,379
10/4	L	17-6	at Minnesota	47,809
10/10	L	18-16	at Cleveland	76,411
10/17	W	23-6	Cincinnati	48,311
10/24	W	27-0	at N.Y. Giants	69,783
10/31	W	23-0	San Diego	45,484
11/7	W	45-0	at Kansas City	71,516
11/14	W	14-3	Miami	48,945
11/21	W	32-16	Houston	47,947
11/28	W	7-3	at Cincinnati	55,142
12/5	W	42-0	Tampa Bay	43,385
12/11	W	21-0	at Houston	44,743

## Team Statistics

	Pittsburgh	Opponent
Total First Downs	271	182
Rushing	163	68
Passing	94	96
Penalty	14	17
3rd Down: Made/Att	81/208	61/210
3rd Down Pct.	38.9	29.0
Total Net Yards	4637	3322
Avg. Per Game	331.2	237.3
Total Plays	957	866
Avg. Per Play	4.8	3.8
Net Yards Rushing	2971	1457
Avg. Per Game	212.2	104.1
Total Rushes	653	452
Net Yards Passing	1666	1865
Avg. Per Game	119.0	133.2
Sacked/Yards Lost	27/269	41/313
Gross Yards	1935	2178
Att./Completions	277/143	373/158
Completion Pct.	51.6	42.4
Had Intercepted	12	22
Punts/Average	76/39.2	94/37.4
Penalties/Yards	111/836	80/637
Fumbles/Ball Lost	40/19	42/24
Touchdowns	43	14
Rushing	33	5
Passing	10	9
Returns	0	0

## Score by Period

	Q1	Q2	Q3	Q4	OT	Pts
Team	37	57	69	116	0	279
Opponents	15	44	36	43	0	138

## Passing

	Att	Cmp	Yds	Cmp%	TD	Int	Long	Sack/Lost	Rating
Bradshaw	192	92	1177	47.9	10	9	50	16/164	65.3
Kruczek	85	51	758	60.0	0	3	64	11/105	74.7
Team	277	143	1935	51.6	10	12	64	27/269	68.2
Opponents	373	158	2178	42.4	9	22	69t	41/313	45.2

## Scoring

	TD	Ru	Pa	Rt	PAT	FG	2Pt	Pts
Harris	14	14	0	0	0/0	0/0	0	84
Gerela	0	0	0	0	40/43	14/26	0	82
Bleier	5	5	0	0	0/0	0/0	0	30
Harrison	4	4	0	0	0/0	0/0	0	24
Stallworth	3	1	2	0	0/0	0/0	0	18
Bradshaw	3	3	0	0	0/0	0/0	0	18
Swann	3	0	3	0	0/0	0/0	0	18
Lewis	2	1	1	0	0/0	0/0	0	12
Deloplaire	2	2	0	0	0/0	0/0	0	12
Kruczek	2	2	0	0	0/0	0/0	0	12
Bell	1	0	1	0	0/0	0/0	0	6
Grossman	1	0	1	0	0/0	0/0	0	6
Cunningham	1	0	1	0	0/0	0/0	0	6
Pough	1	0	1	0	0/0	0/0	0	6
Fuqua	1	1	0	0	0/0	0/0	0	6
Toews	0	0	0	0	0/0	0/0	1	2
Team	43	33	10	0	40/43	14/26	1	279
Opponents	14	5	9	0	12/14	14/24	0	138

Sacks: Greene 6.0, Ham 4.5, Greenwood 4.5, Holmes 4.0, Lambert 3.5, White 3.0, Russell 3.0, Banaszak, 3.0, Toews 2.5, Furness 2.5, Wagner 2.0, Shell 1.5, Allen 0.5, Edwards 0.5 Team 41.0, Opponents 27.0

## Rushing

	No.	Yds	Avg	Long	TD
Harris	289	1128	3.9	30	14
Bleier	220	1036	4.7	28	5
Harrison	54	235	4.4	27	4
Bradshaw	31	219	7.1	17	3
Kruczek	18	106	5.9	22t	2
Deloplaire	17	91	5.4	19	2
Fuqua	15	63	4.2	12	1
Lewis	2	24	12.0	16t	1
Pough	2	8	4.0	6	0
Walden	3	7	2.3	7	0
Bell	1	5	5.0	5	0
Swann	1	2	2.0	2	0
Stallworth	0	47	47.0	47t	1
Team	653	2971	4.5	47t	33
Opponents	452	1457	3.2	30	5

## Receiving

	No.	Yds	Avg	Long	TD
Swann	28	516	18.4	47	3
Bleier	24	294	12.3	32	0
Harris	23	151	6.6	39	0
Lewis	17	306	18.0	64	1
Grossman	15	181	12.1	35	1
Stallworth	9	111	12.3	25	2
Pough	8	161	20.1	50	1
Brown	7	97	13.9	35	0
Cunningham	5	49	9.8	20	1
Bell	3	43	14.3	19	1
Harrison	2	19	9.5	10	0
Fuqua	1	4	4.0	4	0
Deloplaire	1	3	3.0	3	0
Team	143	1935	13.5	64	10
Opponents	158	2178	13.8	69t	9

## Interceptions

	No.	Yds	Avg	Long	TD
Edwards	6	95	15.8	55	0
Blount	6	75	12.5	28	0
Thomas	2	43	21.5	38	0
Lambert	2	32	16.0	22	0
Ham	2	13	6.5	13	0
Wagner	2	0	0.0	0	0
Shell	1	4	4.0	4	0
Russell	1	0	0.0	0	0
Team	22	262	11.9	55	0
Opponents	12	106	8.8	30	0

## Punting

	No.	Yds	Avg	TB	In	Lg	B
Walden	76	2982	39.2	13	33	58	1
Team	76	2982	39.2	13	33	58	1
Opponents	94	3513	37.4	4	11	63	1

## Punt Returns

	Ret	FC	Yds	Avg	Long	TD
Bell	39	2	390	10.0	35	0
Deloplaire	17	0	150	8.8	36	0
Fuqua	11	0	77	7.0	13	0
Swann	3	0	11	3.8	7	0
Edwards	1	0	8	8.0	8	0
Team	71	2	636	9.0	36	0
Opponents	36	0	206	5.7	32	0

## Kickoff Returns

	No.	Yds	Avg	Long	TD
Pough	18	369	20.5	29	0
Deloplaire	17	385	22.6	39	0
Fuqua	4	75	18.8	26	0
Harrison	1	26	26.0	26	0
Clack	1	0	0.0	0	0
Team	41	855	20.9	39	0
Opponents	61	1284	21.0	47	0

## Field Goals

	1-19	20-29	30-39	40-49	50+
Gerela	1/1	3/7	6/10	4/7	0/1
Steelers	1/1	3/7	6/10	4/7	0/1
Opponents	1/1	4-5	0/2	8/13	1/3

## 1973 FINAL REGULAR-SEASON STATISTICS (WON 10, LOST 4)

## Schedule

Date	W-L	Score	Opponent	Attendance
9/16	W	24-10	Detroit	48,913
9/23	W	33-6	Cleveland	49,936
9/30	W	36-7	at Houston	39,331
10/7	W	38-21	San Diego	48,795
10/14	L	19-7	at Cincinnati	55,819
*10/21	W	26-14	N.Y. Jets	48,682
10/28	W	20-13	Cincinnati	45,761
11/5	W	21-16	Washington	48,969
11/11	W	17-9	at Oakland	47,535
11/18	L	23-13	Denver	48,580
11/25	L	21-16	at Cleveland	67,773
12/3	L	30-26	at Miami	68,901
12/9	W	33-7	Houston	38,004
12/15	W	37-14	at San Francisco	52,752

\* Game played at Three Rivers Stadium was technically an away game. The Jets could not host a home game due to the World Series being played at Shea Stadium.

## Team Statistics

	Pittsburgh	Opponent
Total First Downs	217	210
Rushing	111	95
Passing	89	91
Penalty	17	24
3rd Down: Made/Att	84/223	69/207
3rd Down Pct.	37.7	33.3
Total Net Yards	4070	3324
Avg. Per Game	290.7	237.4
Total Plays	894	880
Avg. Per Play	4.6	3.8
Net Yards Rushing	2143	1652
Avg. Per Game	153.1	118.0
Total Rushes	555	488
Net Yards Passing	1927	1672
Avg. Per Game	137.6	119.4
Sacked/Yards Lost	30/230	33/251
Gross Yards	2157	1923
Att./Completions	309/140	359/164
Completion Pct.	45.3	45.7
Had Intercepted	26	37
Punts/Average	62/41.1	75/42.4
Penalties/Yards	84/817	86/757
Fumbles/Ball Lost	36/14	41/18
Touchdowns	37	22
Rushing	12	8
Passing	20	11
Returns	5	3

## Score by Period

	Q1	Q2	Q3	Q4	OT	Pts
Team	60	93	83	111	0	347
Opponents	56	56	27	71	0	210

## Passing

	Att	Cmp	Yds	Cmp%	TD	Int	Long	Sack/Lost	Rating
Bradshaw	180	89	1183	49.4	10	15	67	24/186	54.7
Hanratty	69	31	643	44.9	8	5	53t	3/27	86.6
Gilliam	60	20	331	33.3	2	6	46t	3/7	24.3
Team	309	140	2157	45.3	20	26	67	30/230	55.3
Opponents	359	164	1923	45.7	11	37	84t	33/251	33.3

## Scoring

	TD	Ru	Pa	Rt	PAT	FG	2Pt	Pts
Gerela	0	0	0	0	0	36/37	29/43	0 123
Shanklin	10	0	10	0	0/0	0/0	0	60
P. Pearson	4	2	2	0	0/0	0/0	0	24
Bradshaw	3	3	0	0	0/0	0/0	0	18
Harris	3	3	0	0	0/0	0/0	0	18
B. Pearson	3	0	3	0	0/0	0/0	0	18
Lewis	3	0	3	0	0/0	0/0	0	18
S. Davis	3	2	1	0	0/0	0/0	0	18
Fuqua	2	2	0	0	0/0	0/0	0	12
McMakin	1	0	1	0	0/0	0/0	0	6
Edwards	1	0	1	0	0/0	0/0	0	6
Wagner	1	0	1	0	0/0	0/0	0	6
Ham	1	0	1	0	0/0	0/0	0	6
Russell	1	0	1	0	0/0	0/0	0	6
Rowser	1	0	1	0	0/0	0/0	0	6
White	0	0	0	0	0/0	0/0	1	2
Team	37	12	20	5	36/37	29/43	1	347
Opponents	22	8	11	3	21/21	19/29	0	210

Sacks: Greenwood 8.5, White 7.5, Holmes 7.0, Greene 4.0, Russell 2.0, Ham 1.0, Furness 1.0, H. Davis 1.0, Keating 1.0, Team 33.0, Opponents 30.0

## Rushing

	No.	Yds	Avg	Long	TD
Harris	188	698	3.7	35	3
P. Pearson	132	554	4.2	47	2
Fuqua	117	457	3.9	25	2
S. Davis	67	266	4.0	27	2
Bradshaw	34	145	4.3	21	3
Gilliam	6	23	3.8	14	0
Shanklin	3	1	0.3	10	0
Bleier	3	0	0.0	1	0
Hanratty	3	0	0.0	0	0
Walden	1	0	0.0	0	0
Lewis	1	-1	-1.0	0	0
Team	555	2143	3.9	47	12
Opponents	488	1652	3.4	50	8

## Receiving

	No.	Yds	Avg	Long	TD
Shanklin	30	711	23.7	67	10
Lewis	23	409	17.8	53t	3
B. Pearson	23	317	13.8	46t	3
Fuqua	17	150	8.8	22	0
McMakin	13	195	15.0	44	1
P. Pearson	11	173	15.7	36	2
Harris	10	69	6.9	19	0
S. Davis	7	31	4.4	9	1
Brown	5	88	17.6	45	0
D. Davis	1	14	14.0	14	0
Team	140	2157	15.4	67	20
Opponents	164	1923	11.7	84t	11

## Interceptions

	No.	Yds	Avg	Long	TD
Wagner	8	134	16.8	38	0
Edwards	6	186	31.0	86t	1
Rowser	6	131	21.8	71t	1
Blount	4	82	20.5	24	0
Russell	3	54	18.0	45t	1
Ham	2	30	15.0	27	0
H. Davis	2	23	11.5	15	0
Toews	2	13	6.5	8	0
White	2	10	5.0	8	0
Thomas	1	10	10.0	10	0
Dockery	1	0	0.0	0	0
Team	37	673	18.2	86t	3
Opponents	26	512	19.7	55	2

## Punting

	No.	Yds	Avg	Long	B
Walden	62	2548	41.1	57	1
Team	62	2548	41.1	57	1
Opponents	75	3182	42.4	60	1

## Punt Returns

	Ret	FC	Yds	Avg	Long	TD
Edwards	34	5	376	9.9	44	0
Meyer	18	2	80	4.4	18	0
Bleier	0	2	0	0.0	0	0
Team	52	9	416	8.0	44	0
Opponents	37	8	308	8.3	62	0

## Kickoff Returns

	No.	Yds	Avg	Long	TD
P. Pearson	16	308	19.3	28	0
S. Davis	15	404	26.9	48	0
Bleier	3	47	15.7	20	0
Harris	1	23	23.0	23	0
Fuqua	1	22	22.0	22	0
Hanneman	1	20	20.0	20	0
Edwards	1	10	10.0	10	0
Webster	1	9	9.0	9	0
Mansfield	1	0	0.0	0	0
Team	40	843	21.1	48	0
Opponents	59	1357	23.0	46	0

## Field Goals

	1-19	20-29	30-39	40-49	50+
Gerela	9/10	10/12	5/9	5/12	0/0
Steelers	9/10	10/12	5/9	5/12	0/0
Opponents	6/6	4/4	2/6	7/10	0/3



# 1976 FINAL REGULAR-SEASON STATISTICS (WON 10, LOST 4)

## Schedule

Date	W-L	Score	Opponent	Attendance
9/12	L	31-28	at Oakland	51,371
9/19	W	31-14	Cleveland	49,169
9/26	L	30-27	New England	47,379
10/4	L	17-6	at Minnesota	47,809
10/10	L	18-16	at Cleveland	76,411
10/17	W	23-6	Cincinnati	48,311
10/24	W	27-0	at N.Y. Giants	69,283
10/31	W	23-0	San Diego	45,484
11/7	W	45-0	at Kansas City	71,516
11/14	W	14-3	Miami	48,945
11/21	W	32-16	Houston	47,947
11/28	W	7-3	at Cincinnati	55,142
12/5	W	42-0	Tampa Bay	43,385
12/11	W	21-0	at Houston	44,743

## Team Statistics

	Pittsburgh	Opponent
Total First Downs	271	182
Rushing	163	68
Passing	94	96
Penalty	14	17
3rd Down: Made/Att	81/208	61/210
3rd Down Pct.	38.9	29.0
Total Net Yards	4637	3322
Avg. Per Game	331.2	237.3
Total Plays	957	866
Avg. Per Play	4.8	3.8
Net Yards Rushing	2971	1457
Avg. Per Game	212.2	104.1
Total Rushes	653	452
Net Yards Passing	1666	1865
Avg. Per Game	119.0	133.2
Sacked/Yards Lost	27/269	41/313
Gross Yards	1935	2178
Att./Completions	277/143	373/158
Completion Pct.	51.6	42.4
Had Intercepted	12	22
Punts/Average	76/39.2	94/37.4
Penalties/Yards	111/836	80/637
Fumbles/Ball Lost	40/19	42/24
Touchdowns	43	14
Rushing	33	5
Passing	10	9
Returns	0	0

## Score by Period

	01	02	03	04	OT	Pts
Team	37	57	69	116	0	279
Opponents	15	44	36	43	0	138

## Passing

	Att	Cmp	Yds	Cmp%	TD	Int	Long	Sack/Lost	Rating
Bradshaw	192	92	1177	47.9	10	9	50	16/164	65.3
Kruczek	85	51	758	60.0	0	3	64	11/105	74.7
Team	277	143	1935	51.6	10	12	64	27/269	68.2
Opponents	373	158	2178	42.4	9	22	69t	41/313	45.2

## Scoring

	TD	Ru	Pa	Rt	PAT	FG	2Pt	Pts
Harris	14	14	0	0	0/0	0/0	0	84
Gerela	0	0	0	0	40/43	14/26	0	82
Bleier	5	5	0	0	0/0	0/0	0	30
Harrison	4	4	0	0	0/0	0/0	0	24
Stallworth	3	1	2	0	0/0	0/0	0	18
Bradshaw	3	3	0	0	0/0	0/0	0	18
Swann	3	0	3	0	0/0	0/0	0	18
Lewis	2	1	1	0	0/0	0/0	0	12
Deloplain	2	2	0	0	0/0	0/0	0	12
Kruczek	2	2	0	0	0/0	0/0	0	12
Bell	1	0	1	0	0/0	0/0	0	6
Grossman	1	0	1	0	0/0	0/0	0	6
Cunningham	1	0	1	0	0/0	0/0	0	6
Pough	1	0	1	0	0/0	0/0	0	6
Fuqua	1	1	0	0	0/0	0/0	0	6
Toews	0	0	0	0	0/0	0/0	1	2
Team	43	33	10	0	40/43	14/26	1	279
Opponents	14	5	9	0	12/14	14/24	0	138

Sacks: Greene 6.0, Ham 4.5, Greenwood 4.5, Holmes 4.0, Lambert 3.5, White 3.0, Russell 3.0, Banaszak, 3.0, Toews 2.5, Furness 2.5, Wagner 2.0, Shell 1.5, Allen 0.5, Edwards 0.5 Team 41.0, Opponents 27.0

## Rushing

	No.	Yds	Avg	Long	TD
Harris	289	1128	3.9	30	14
Bleier	220	1036	4.7	28	5
Harrison	54	235	4.4	27	4
Bradshaw	31	219	7.1	17	3
Kruczek	18	106	5.9	22t	2
Deloplain	17	91	5.4	19	2
Fuqua	15	63	4.2	12	1
Lewis	2	24	12.0	16t	1
Pough	2	8	4.0	6	0
Walden	3	7	2.3	7	0
Bell	1	5	5.0	5	0
Swann	1	2	2.0	2	0
Stallworth	0	47	47.0	47t	1
Team	653	2971	4.5	47t	33
Opponents	452	1457	3.2	30	5

## Receiving

	No.	Yds	Avg	Long	TD
Swann	28	516	18.4	47	3
Bleier	24	294	12.3	32	0
Harris	23	151	6.6	39	0
Lewis	17	306	18.0	64	1
Grossman	15	181	12.1	35	1
Stallworth	9	111	12.3	25	2
Pough	8	161	20.1	50	1
Brown	7	97	13.9	35	0
Cunningham	5	49	9.8	20	1
Bell	3	43	14.3	19	1
Harrison	2	19	9.5	10	0
Fuqua	1	4	4.0	4	0
Deloplain	1	3	3.0	3	0
Team	143	1935	13.5	64	10
Opponents	158	2178	13.8	69t	9

## Interceptions

	No.	Yds	Avg	Long	TD
Edwards	6	95	15.8	55	0
Blount	6	75	12.5	28	0
Thomas	2	43	21.5	38	0
Lambert	2	32	16.0	22	0
Ham	2	13	6.5	13	0
Wagner	2	0	0.0	0	0
Shell	1	4	4.0	4	0
Russell	1	0	0.0	0	0
Team	22	262	11.9	55	0
Opponents	12	106	8.8	30	0

## Punting

	No.	Yds	Avg	TB	In	Lg	B
Walden	76	2982	39.2	13	33	58	1
Team	76	2982	39.2	13	33	58	1
Opponents	94	3513	37.4	4	11	63	1

## Punt Returns

	Ret	FC	Yds	Avg	Long	TD
Bell	39	2	390	10.0	35	0
Deloplain	17	0	150	8.8	36	0
Fuqua	11	0	77	7.0	13	0
Swann	3	0	11	3.8	7	0
Edwards	1	0	8	8.0	8	0
Team	71	2	636	9.0	36	0
Opponents	36	0	206	5.7	32	0

## Kickoff Returns

	No.	Yds	Avg	Long	TD
Pough	18	369	20.5	29	0
Deloplain	17	385	22.6	39	0
Fuqua	4	75	18.8	26	0
Harrison	1	26	26.0	26	0
Clack	1	0	0.0	0	0
Team	41	855	20.9	39	0
Opponents	61	1284	21.0	47	0

## Field Goals

	1-19	20-29	30-39	40-49	50+
Gerela	1/1	3/7	6/10	4/7	0/1
Steelers	1/1	3/7	6/10	4/7	0/1
Opponents	1/1	4-5	0/2	8/13	1/3

## 1975 FINAL REGULAR-SEASON STATISTICS [WON 12, LOST 2]

### Schedule

Date	W-L	Score	Opponent	Attendance
9/21	W	37-0	at San Diego	37,987
9/28	L	30-21	Buffalo	49,348
10/5	W	42-6	at Cleveland	73,595
10/12	W	20-9	Denver	49,164
10/19	W	34-3	Chicago	47,579
10/26	W	16-13	at Green Bay	52,815
11/2	W	30-24	at Cincinnati	58,418
11/9	W	24-17	Houston	49,460
11/16	W	28-3	Kansas City	48,803
11/24	W	32-9	at Houston	49,947
11/30	W	20-7	at NY Jets	52,618
12/7	W	31-17	Cleveland	47,962
12/13	W	35-14	Cincinnati	48,889
12/20	L	10-3	at Los Angeles	69,389

### Team Statistics

	Pittsburgh	Opponent
Total First Downs	288	214
Rushing	149	91
Passing	125	97
Penalty	14	26
3rd Down Made/Att	92/205	79/216
3rd Down Pct.	44.9	36.6
Total Net Yards	4887	3661
Avg. Per Game	349.1	261.5
Total Plays	949	870
Avg. Per Play	5.1	4.2
Net Yards Rushing	2633	1825
Avg. Per Game	188.1	130.4
Total Rushes	581	431
Net Yards Passing	2254	1836
Avg. Per Game	161.0	131.1
Sacked/Yards Lost	31/290	43/358
Gross Yards	2544	2194
Att./Completions	337/191	396/183
Completion Pct.	56.7	46.2
Had Intercepted	27	12
Punts/Average	69/39.4	90/40.1
Penalties/Yards	89/756	85/700
Fumbles/Ball Lost	34/23	22/10
Touchdowns	46	19
Rushing	22	8
Passing	21	9
Returns	3	2

### Score by Period

	Q1	Q2	Q3	Q4	OT	Pts
Team	63	118	81	111	0	373
Opponents	9	62	23	68	0	162

### Passing

	Att	Cmp	Yds	Cmp%	TD	Int	Long	Sack/Lost	Rating
Bradshaw	286	165	2055	57.7	18	9	59	31/290	88.2
Gilliam	48	24	450	50.0	3	3	53	0/0	77.6
Walden	3	2	39	66.7	0	0	20	0/0	109.7
Team	337	191	2544	56.7	21	12	59	31/290	86.5
Opponents	396	183	2194	46.2	9	27	51	43/358	43.0

### Scoring

	TD	Ru	Pa	Rt	PAT	FG	2Pt	Pts
Gerela	0	0	0	0	44/46	17/21	0	95
Swann	11	0	11	0	0/0	0/0	0	66
Harris	11	10	1	0	0/0	0/0	0	66
Collier	4	3	0	1	0/0	0/0	0	24
Stallworth	4	0	4	0	0/0	0/0	0	24
Harrison	3	3	0	0	0/0	0/0	0	18
Bradshaw	3	3	0	0	0/0	0/0	0	18
Bleier	2	2	0	0	0/0	0/0	0	12
Lewis	2	0	2	0	0/0	0/0	0	12
Mullins	1	0	0	1	0/0	0/0	0	6
Grossman	1	0	1	0	0/0	0/0	0	6
Garrett	1	0	1	0	0/0	0/0	0	6
L. Brown	1	0	1	0	0/0	0/0	0	6
Fuqua	1	1	0	0	0/0	0/0	0	6
Thomas	1	0	0	1	0/0	0/0	0	6
White	0	0	0	0	0/0	0/0	1	2
Team	46	22	21	3	44/46	17/21	1	373
Opponents	19	8	9	2	15/19	11/18	0	162

**Sacks:** Holmes 8.5, White 7.5, Furness 6.5, Greenwood 6.0, Greene 3.0, Ham 3.0, Russell 3.0, Toews 2.5, Banaszak 2.0, Lambert 1.0, Team 43.0, Opponents 31.0

### Rushing

	No.	Yds	Avg	Long	TD
Harris	262	1246	4.8	36	10
Bleier	140	528	3.8	17	2
Fuqua	74	285	3.9	18	1
Bradshaw	35	210	6.0	27	3
Harrison	43	191	4.4	17	3
Collier	21	124	5.9	23	3
Lewis	2	36	18.0	24	0
Swann	3	13	4.3	11	0
Hanratty	1	0	0.0	0	0
Team	581	2633	4.5	36	22
Opponents	431	1825	4.2	88	8

### Receiving

	No.	Yds	Avg	Long	TD
Swann	49	781	15.9	43	11
Harris	28	214	7.6	44	1
Stallworth	20	423	21.2	59	4
Fuqua	18	146	8.1	21	0
Lewis	17	308	18.1	40	2
L. Brown	16	244	15.3	27	1
Bleier	15	65	4.3	13	0
Garrett	13	178	13.7	45	1
Grossman	11	135	12.3	21	1
Shell	2	39	19.5	20	0
Collier	1	?	7.0	?	0
Harrison	1	4	4.0	4	0
Team	191	2544	13.3	59	21
Opponents	183	2194	12.0	59	9

### Interceptions

	No.	Yds	Avg	Long	TD
Blount	11	121	11.0	47	0
Wagner	4	122	30.5	65	0
Edwards	3	68	22.7	47	0
Thomas	3	44	14.7	14	0
Lambert	2	35	17.5	24	0
Allen	2	0	0.0	0	0
Shell	1	29	29.0	29	0
Ham	1	2	2.0	2	0
Team	27	421	15.6	65	0
Opponents	12	47	3.9	25	0

### Punting

	No.	Yds	Avg	Long	B
Walden	69	2717	39.4	67	1
Team	69	2717	39.4	67	1
Opponents	90	3612	40.1	68	1

### Punt Returns

	Ret	FC	Yds	Avg	Long	TD
Edwards	25	3	267	10.7	25	0
D. Brown	22	9	217	9.9	48	0
Swann	7	1	64	9.1	21	0
Team	54	13	548	10.5	48	0
Opponents	36	3	199	5.5	19	0

### Kickoff Returns

	No.	Yds	Avg	Long	TD
Collier	22	523	23.8	94	1
Blount	8	139	17.4	23	0
D. Brown	6	126	21.0	26	0
Harris	1	27	27.0	27	0
Fuqua	1	0	0.0	0	0
Team	38	815	21.4	94	1
Opponents	64	1304	20.4	40	0

### Field Goals

	1-19	20-29	30-39	40-49	50+
Gerela	4/4	7/7	5/7	1/2	0/1
Steelers	4/4	7/7	5/7	1/2	0/1
Opponents	0/0	5/5	5/7	1/6	0/0

MEDIA INFORMATION

FOOTBALL STAFF

2011 PLAYERS

2010 IN REVIEW

STEELERS HISTORY

RECORDS



# 1974 FINAL REGULAR-SEASON STATISTICS (WON 10, LOST 3, TIED 1)

## Schedule

Date	W-L	Score	Opponent	Attendance
9/15	W	30-0	Baltimore	48,890
9/22	T	35-35/OT	at Denver	51,068
9/29	L	17-0	Oakland	48,304
10/6	W	13-7	at Houston	30,049
10/13	W	34-24	at Kansas City	65,517
10/20	W	20-16	Cleveland	48,100
10/28	W	24-17	Atlanta	48,094
11/3	W	27-0	Philadelphia	47,996
11/10	L	17-10	at Cincinnati	57,532
11/17	W	26-16	at Cleveland	77,739
11/25	W	28-7	at New Orleans	71,907
12/1	L	13-10	Houston	41,195
12/8	W	21-17	at New England	52,107
12/14	W	27-3	Cincinnati	42,878

## Team Statistics

	Pittsburgh	Opponent
First Downs	251	200
Rushing	136	87
Passing	98	83
Penalty	17	30
3rd Down: Made/Att	89/227	68/208
3rd Down Pct.	39.2	32.7
Total Net Yards	4375	3074
Avg. Per Game	312.5	219.6
Total Plays	950	863
Avg. Per Play	4.6	3.6
Net Yards Rushing	2417	1608
Avg. Per Game	172.6	114.9
Total Rushes	546	422
Net Yards Passing	1958	1466
Avg. Per Game	139.2	104.7
Sacked/Yards Lost	18/196	52/406
Gross Yards	2154	1872
Att./Completions	386/166	339/147
Completion Pct.	43.0	43.4
Had Intercepted	21	25
Punts/Average	78/39.0	91/41.2
Penalties/Yards	104/978	76/575
Fumbles/Ball Lost	33/19	38/22
Touchdowns	35	22
Rushing	19	7
Passing	12	14
Returns	4	1

## Score by Period

	Q1	Q2	Q3	Q4	OT	Pts
Team	69	102	78	56	0	305
Opponents	41	74	44	30	0	189

## Passing

	Att	Cmp	Yds	Cmp%	TD	Int	Long	Sack/Lost	Rating
Gilliam	212	96	1274	45.3	4	8	61t	7/79	55.4
Bradshaw	148	67	785	45.3	7	8	56	10/104	55.1
Hanratty	26	3	95	11.5	1	5	35	1/13	15.4
Team	386	166	2154	43.0	12	21	61t	18/196	49.0
Opponents	339	174	1872	43.4	14	25	52	52/406	44.1

## Scoring

	TD	Ru	Pa	Rt	PAT	FG	2Pt	Pts
Gerela	0	0	0	0	33/35	20/29	0	93
Harris	6	5	1	0	0/0	0/0	0	36
Pearson	4	4	0	0	0/0	0/0	0	24
Lewis	4	0	4	0	0/0	0/0	0	24
S. Davis	3	2	1	0	0/0	0/0	0	18
Swann	3	0	2	1	0/0	0/0	0	18
Fuqua	2	2	0	0	0/0	0/0	0	12
Bleier	2	2	0	0	0/0	0/0	0	12
Bradshaw	2	2	0	0	0/0	0/0	0	12
Gilliam	1	1	0	0	0/0	0/0	0	6
Edwards	1	0	0	1	0/0	0/0	0	6
Blount	1	0	0	1	0/0	0/0	0	6
Shanklin	1	0	1	0	0/0	0/0	0	6
Thomas	1	0	0	1	0/0	0/0	0	6
Brown	1	0	1	0	0/0	0/0	0	6
Stallworth	1	0	1	0	0/0	0/0	0	6
Mullins	1	0	1	0	0/0	0/0	0	6
Harrison	1	1	0	0	0/0	0/0	0	6
Greenwood	0	0	0	0	0/0	0/0	1	2
Team	35	19	12	4	33/35	20/29	1	1305
Opponents	22	7	14	1	21/22	12/17	0	189

**Sacks:** Holmes 11.5, Greenwood 11.0, Greene 9.0, White 8.5, Russell 5.0, Furness 3.0, Lambert 2.0, Ham 1.0, Kellum 0.5, Toews 0.5, Team 52.0, Opponents 18.0

## Rushing

	No.	Yds	Avg	Long	TD
Harris	208	1006	4.8	54	5
Bleier	88	373	4.2	18	2
Pearson	70	317	4.5	53	4
S. Davis	71	246	3.5	22	2
Bradshaw	34	224	6.6	34	2
Fuqua	50	156	3.2	14	2
Gilliam	14	41	2.9	13	1
Harrison	6	30	5.0	15	1
Lewis	2	25	12.5	22	0
Swann	1	14	14.0	14	0
Hanratty	1	-6	-6.0	-6	0
Stallworth	1	-9	-9.0	-9	0
Team	546	2417	4.4	54	19
Opponents	472	1608	3.4	47t	7

## Receiving

	No.	Yds	Avg	Long	TD
Lewis	30	365	12.2	31t	4
Harris	23	200	8.7	31t	1
Shanklin	19	324	17.1	35	1
Brown	17	190	11.2	35	1
Stallworth	16	289	18.6	56	1
Grossman	13	164	12.6	32	0
Swann	11	208	18.9	54t	2
S. Davis	11	152	13.8	61t	1
Pearson	11	118	10.7	31	0
Bleier	7	87	12.3	24	0
Fuqua	6	68	11.3	18	0
Mullins	1	7	7.0	7t	1
Harrison	1	2	2.0	2	0
Team	166	2154	13.0	61t	12
Opponents	147	1872	12.7	52	14

## Interceptions

	No.	Yds	Avg	Long	TD
Edwards	5	153	30.6	59	1
Thomas	5	22	4.4	14	0
Ham	5	13	2.6	10	0
Blount	2	74	37.0	52t	1
Lambert	2	19	19.0	19	0
Wagner	2	13	6.5	9	0
Greene	1	26	26.0	26	0
Kellum	1	0	0.0	0	0
Russell	1	0	0.0	0	0
Shell	1	0	0.0	0	0
Team	25	320	12.8	59	2
Opponents	21	222	10.6	62	1

## Punting

	No.	Yds	Avg	Lg	B
Walden	78	3040	39.0	65	0
Team	78	3040	39.0	65	0
Opponents	91	3749	41.2	62	0

## Punt Returns

	Ret	FC	Yds	Avg	Long	TD
Swann	41	3	577	14.1	59	1
Edwards	16	0	128	8.0	19	0
Conn	10	0	69	6.9	18	0
Team	67	3	774	11.6	69	1
Opponents	47	4	413	8.8	74	0

## Kickoff Returns

	No.	Yds	Avg	Long	TD
S. Davis	12	269	22.4	34	0
Pearson	12	258	21.5	25	0
Blount	5	152	30.4	60	0
Harrison	4	72	18.0	27	0
Bleier	3	67	22.3	35	0
Edwards	2	31	15.5	19	0
Swann	2	11	5.5	11	0
Conn	1	34	34.0	34	0
Allen	1	7	7.0	7	0
Team	42	901	21.5	60	0
Opponents	56	1275	22.8	45	0

## Field Goals

	1-19	20-29	30-39	40-49	50+
Gerela	0/0	8/9	8/12	4/7	0/1
Steelers	0/0	8/9	8/12	4/7	0/1
Opponents	1/1	3/4	6/7	2/5	0/0

## 1973 FINAL REGULAR-SEASON STATISTICS (WON 10, LOST 4)

### Schedule

Date	W-L	Score	Opponent	Attendance
9/16	W	24-10	Detroit	48,913
9/23	W	33-6	Cleveland	49,936
9/30	W	36-7	at Houston	39,331
10/7	W	38-21	San Diego	48,795
10/14	L	19-7	at Cincinnati	55,819
*10/21	W	26-14	N.Y. Jets	48,682
10/28	W	20-13	Cincinnati	45,761
11/5	W	21-16	Washington	48,969
11/11	W	17-9	at Oakland	47,535
11/18	L	23-13	Denver	48,580
11/25	L	21-16	at Cleveland	67,773
12/3	L	30-26	at Miami	68,901
12/9	W	33-7	Houston	38,004
12/15	W	37-14	at San Francisco	52,752

\* Game played at Three Rivers Stadium was technically an away game. The Jets could not host a home game due to the World Series being played at Shea Stadium.

### Team Statistics

	Pittsburgh	Opponent
Total First Downs	217	210
Rushing	111	95
Passing	89	91
Penalty	17	24
3rd Down: Made/Att	84/223	69/207
3rd Down Pct.	37.7	33.3
Total Net Yards	4070	3324
Avg. Per Game	290.7	237.4
Total Plays	894	880
Avg. Per Play	4.6	3.8
Net Yards Rushing	2143	1652
Avg. Per Game	153.1	118.0
Total Rushes	555	488
Net Yards Passing	1927	1672
Avg. Per Game	137.6	119.4
Sacked/Yards Lost	30/230	33/251
Gross Yards	2157	1923
Att./Completions	309/140	359/164
Completion Pct.	45.3	45.7
Had Intercepted	26	37
Punts/Average	62/41.1	75/42.4
Penalties/Yards	84/817	86/757
Fumbles/Ball Lost	36/14	41/18
Touchdowns	37	22
Rushing	12	8
Passing	20	11
Returns	5	3

### Score by Period

	Q1	Q2	Q3	Q4	OT	Pts
Team	60	93	83	111	0	347
Opponents	56	56	27	71	0	210

### Passing

	Att	Cmp	Yds	Cmp%	TD	Int	Long	Sack/Lost	Rating
Bradshaw	180	89	1183	49.4	10	15	67	24/186	54.7
Hanratty	69	31	643	44.9	8	5	53t	3/27	86.6
Gilliam	60	20	331	33.3	2	6	46t	3/7	24.3
Team	309	140	2157	45.3	20	26	67	30/230	55.3
Opponents	359	164	1923	45.7	11	37	84t	33/251	33.3

### Scoring

	TD	Ru	Pa	Rt	PAT	FG	2Pt	Pts
Gerela	0	0	0	0	36	37	29/43	0 123
Shanklin	10	0	10	0	0/0	0/0	0	60
P. Pearson	4	2	2	0	0/0	0/0	0	24
Bradshaw	3	3	0	0	0/0	0/0	0	18
Harris	3	3	0	0	0/0	0/0	0	18
B. Pearson	3	0	3	0	0/0	0/0	0	18
Lewis	3	0	3	0	0/0	0/0	0	18
S. Davis	3	2	1	0	0/0	0/0	0	18
Fuqua	2	2	0	0	0/0	0/0	0	12
McMakin	1	0	1	0	0/0	0/0	0	6
Edwards	1	0	0	1	0/0	0/0	0	6
Wagner	1	0	0	1	0/0	0/0	0	6
Ham	1	0	0	1	0/0	0/0	0	6
Russell	1	0	0	1	0/0	0/0	0	6
Rowser	1	0	0	1	0/0	0/0	0	6
White	0	0	0	0	0/0	0/0	1	2
Team	37	12	20	5	36/37	29/43	1	347
Opponents	22	8	11	3	21/21	19/29	0	210

Sacks: Greenwood 8.5, White 7.5, Holmes 7.0, Greene 4.0, Russell 2.0, Ham 1.0, Furness 1.0, H. Davis 1.0, Keating 1.0, Team 33.0, Opponents 30.0

### Rushing

	No.	Yds	Avg	Long	TD
Harris	188	698	3.7	35	3
P. Pearson	132	554	4.2	47	2
Fuqua	117	457	3.9	25	2
S. Davis	67	266	4.0	27	2
Bradshaw	34	145	4.3	21	3
Gilliam	6	23	3.8	14	0
Shanklin	3	1	0.3	10	0
Bleier	3	0	0.0	1	0
Hanratty	3	0	0.0	0	0
Walden	1	0	0.0	0	0
Lewis	1	-1	-1.0	0	0
Team	555	2143	3.9	47	12
Opponents	488	1652	3.4	50	8

### Receiving

	No.	Yds	Avg	Long	TD
Shanklin	30	711	23.7	67	10
Lewis	23	409	17.8	53t	3
B. Pearson	23	317	13.8	46t	3
Fuqua	17	150	8.8	22	0
McMakin	13	195	15.0	44	1
P. Pearson	11	173	15.7	36	2
Harris	10	69	6.9	19	0
S. Davis	7	31	4.4	9	1
Brown	5	88	17.6	45	0
D. Davis	1	14	14.0	14	0
Team	140	2157	15.4	67	20
Opponents	164	1923	11.7	84t	11

### Interceptions

	No.	Yds	Avg	Long	TD
Wagner	8	134	16.8	38	0
Edwards	6	186	31.0	86t	1
Rowser	6	131	21.8	71t	1
Blount	4	82	20.5	24	0
Russell	3	54	18.0	45t	1
Ham	2	30	15.0	27	0
H. Davis	2	23	11.5	15	0
Toews	2	13	6.5	8	0
White	2	10	5.0	8	0
Thomas	1	10	10.0	10	0
Dockery	1	0	0.0	0	0
Team	37	673	18.2	86t	3
Opponents	26	512	19.7	55	2

### Punting

	No.	Yds	Avg	Long	B
Walden	62	2548	41.1	57	1
Team	62	2548	41.1	57	1
Opponents	75	3182	42.4	60	1

### Punt Returns

	Ret	FC	Yds	Avg	Long	TD
Edwards	34	5	376	9.9	44	0
Meyer	18	2	80	4.4	18	0
Bleier	0	2	0	0.0	0	0
Team	52	9	416	8.0	44	0
Opponents	37	8	308	8.3	62	0

### Kickoff Returns

	No.	Yds	Avg	Long	TD
P. Pearson	16	308	19.3	28	0
S. Davis	15	404	26.9	48	0
Bleier	3	47	15.7	20	0
Harris	1	23	23.0	23	0
Fuqua	1	22	22.0	22	0
Hanneman	1	20	20.0	20	0
Edwards	1	10	10.0	10	0
Webster	1	9	9.0	9	0
Mansfield	1	0	0.0	0	0
Team	40	843	21.1	48	0
Opponents	59	1357	23.0	46	0

### Field Goals

	1-19	20-29	30-39	40-49	50+
Gerela	9/10	10/12	5/9	5/12	0/0
Steelers	9/10	10/12	5/9	5/12	0/0
Opponents	6/6	4/4	2/6	7/10	0/3



# 1972 FINAL REGULAR-SEASON STATISTICS (WON 11, LOST 3)

## Schedule

Date	W-L	Score	Opponent	Attendance
9/17	W	34-28	Oakland	50,141
9/24	L	15-10	at Cincinnati	54,292
10/1	W	25-19	at St. Louis	49,140
10/8	L	17-13	at Dallas	65,582
10/15	W	24-7	Houston	42,929
10/22	W	33-3	New England	46,081
10/29	W	38-21	at Buffalo	45,882
11/5	W	40-17	Cincinnati	50,350
11/12	W	16-7	Kansas City	50,350
11/19	L	26-24	at Cleveland	83,009
11/26	W	23-10	Minnesota	50,348
12/3	W	30-0	Cleveland	50,350
12/10	W	9-3	at Houston	36,528
12/17	W	24-2	at San Diego	52,873

## Team Statistics

	Pittsburgh	Opponent
Total First Downs	228	219
Rushing	131	79
Passing	79	116
Penalty	18	24
3rd Down: Made/Att	63/188	66/208
3rd Down Pct.	33.5	31.7
Total Net Yards	4231	3721
Avg. Per Game	302.2	269.4
Total Plays	853	896
Avg. Per Play	5.0	4.2
Net Yards Rushing	2520	1715
Avg. Per Game	180.0	122.5
Total Rushes	497	445
Net Yards Passing	1711	2056
Avg. Per Game	122.2	146.9
Sacked/Yards Lost	32/247	40/337
Gross Yards	1958	2393
Att./Completions	324/156	411/206
Completion Pct.	48.1	50.1
Had Intercepted	12	28
Punts/Average	66/43.6	74/40.3
Penalties/Yards	81/728	77/712
Fumbles/Ball Lost	27/14	37/20
Touchdowns	37	18
Rushing	22	6
Passing	12	9
Returns	3	3

## Score by Period

	Q1	Q2	Q3	Q4	OT	Pts
Team	66	103	73	101	0	343
Opponents	28	40	46	61	0	175

## Passing

	Att	Cmp	Yds	Cmp%	TD	Int	Long	Sack/Lost	Rating
Bradshaw	308	147	1897	47.7	12	12	78t	29/237	64.3
Gilliam	11	7	48	63.6	0	0	9	2/8	73.3
Hanratty	4	2	23	50.0	0	0	14	1/2	67.7
Walden	1	0	0	0.0	0	0	0	0/0	39.6
Team	324	156	1958	48.1	12	12	78t	32/247	64.3
Opponents	411	206	2393	50.1	9	28	70t	40/337	47.0

## Scoring

	TD	Ru	Pa	Rt	PAT	FG	2Pt	Pts
Gerela	0	0	0	0	35/36	28/41	0	119
Harris	11	10	1	0	0/0	0/0	0	66
Bradshaw	7	7	0	0	0/0	0/0	0	42
Lewis	5	0	5	0	0/0	0/0	0	30
Fuqua	4	4	0	0	0/0	0/0	0	24
Shanklin	3	0	3	0	0/0	0/0	0	18
H. Davis	1	0	0	1	0/0	0/0	0	6
Blount	1	0	0	1	0/0	0/0	0	6
Ham	1	0	0	1	0/0	0/0	0	6
L. Brown	1	0	1	0	0/0	0/0	0	6
S. Davis	1	1	0	0	0/0	0/0	0	6
Mullins	1	0	1	0	0/0	0/0	0	6
McMakin	1	0	1	0	0/0	0/0	0	6
Anderson	0	0	0	0	0/0	0/0	1	2
Team	37	22	12	3	35/36	28/41	1	343
Opponents	18	6	9	3	17/18	16/27	1	175

Sacks: Greene 11.0, White 10.0, Greenwood 4.0, H. Holmes 4.0, McGee 2.0, Anderson 2.0, Ham 2.0, Wagner 2.0, Hanneman 2.0, Russell 1.0, Team 40.0, Opponents 32.0

## Rushing

	No.	Yds	Avg	Long	TD
Harris	188	1055	5.6	75t	10
Fuqua	150	665	4.4	47	4
Bradshaw	58	346	6.0	20t	7
Pearson	67	264	3.9	21	0
S. Davis	20	85	4.3	28t	1
Lewis	3	68	22.7	41	0
Bankston	7	20	2.9	11	0
Bleier	1	17	17.0	17	0
McMakin	1	0	0.0	0	0
Gilliam	2	0	0.0	0	0
Team	497	2520	5.1	75t	22
Opponents	444	1719	3.9	94t	6

## Receiving

	No.	Yds	Avg	Long	TD
Shanklin	38	669	17.9	57t	3
Lewis	27	391	14.5	52	5
McMakin	21	277	13.2	78t	1
Harris	21	180	8.6	29	1
Fuqua	18	152	8.4	28	0
Pearson	11	79	7.2	15	0
Smith	10	98	9.8	25	0
Young	6	86	14.3	33	0
L. Brown	1	13	13.0	13t	1
Bankston	1	5	5.0	5	0
S. Davis	1	5	5.0	5	0
Mullins	1	3	3.0	3	0
Team	156	1958	12.6	78t	12
Opponents	206	2393	11.6	70t	9

## Interceptions

	No.	Yds	Avg	Long	TD
Ham	7	83	11.8	32t	1
Wagner	6	77	12.9	35	0
Bowser	4	30	7.5	23	0
Blount	3	75	25.0	34	0
Anderson	3	68	22.7	41	0
H. Davis	2	32	16.0	28	0
Beatty	2	16	8.0	16	0
Edwards	1	14	14.0	14	0
Team	28	395	14.1	41	1
Opponents	12	195	16.3	65t	1

## Punting

	No.	Yds	Avg	Lg	B
Walden	65	2846	43.8	72	2
Gerela	1	29	29.0	29	0
Team	66	2875	43.6	72	2
Opponents	74	2982	40.3	65	1

## Punt Returns

	Ret	FC	Yds	Avg	Long	TD
Edwards	22	19	202	9.2	52	0
Lewis	5	1	56	11.2	26	0
Bleier	2	0	1	0.5	1	0
Pearson	1	0	3	3.0	3	0
Team	30	20	262	8.7	52	0
Opponents	37	10	169	4.6	30	0

## Kickoff Returns

	No.	Yds	Avg	Long	TD
Pearson	13	292	22.4	42	0
Harris	8	183	22.9	32	0
S. Davis	7	207	29.6	82	0
Bleier	2	40	20.0	20	0
Bankston	1	20	20.0	20	0
Edwards	1	18	18.0	18	0
McMakin	1	0	0.0	0	0
Team	33	760	23.0	82	0
Opponents	54	1190	22.0	47	0

## Field Goals

	1-19	20-29	30-39	40-49	50+
Gerela	9/9	8/10	8/12	3/9	0/1
Steelers	9/9	8/10	8/12	3/9	0/1
Opponents	3/3	4/6	6/9	3/6	0/3

## 1971 FINAL REGULAR-SEASON STATISTICS (WON 6, LOST 8)

## Schedule

Date	W-L	Score	Opponent	Attendance
9/19	L	17-15	at Chicago	55,049
9/26	W	21-10	Cincinnati	48,448
10/3	W	21-17	San Diego	44,339
10/10	L	27-17	at Cleveland	83,391
10/18	L	38-16	at Kansas City	49,533
10/24	W	23-16	Houston	45,872
10/31	L	34-21	at Baltimore	60,238
11/7	W	26-9	Cleveland	50,202
11/14	L	24-21	at Miami	66,435
11/21	W	17-13	New York Giants	50,008
11/28	L	22-10	Denver	39,710
12/5	L	29-3	at Houston	37,778
12/12	W	21-13	at Cincinnati	60,022
12/19	L	23-14	Los Angeles	45,233

## Team Statistics

	Pittsburgh	Opponent
Total First Downs	226	225
Rushing	98	81
Passing	111	132
Penalty	17	12
Total Net Yards	3882	4248
Avg. Per Game	277.3	303.4
Total Plays	867	881
Avg. Per Play	4.5	4.8
Net Yards Rushing	1758	1482
Avg. Per Game	125.5	105.9
Total Rushes	416	440
Net Yards Passing	2124	2766
Avg. Per Game	151.7	197.6
Sacked/Yards Lost	37/322	33/294
Gross Yards	2446	3060
Att./Completions	414/214	408/235
Completion Pct.	51.7	57.6
Had Intercepted	26	17
Punts/Average	79/43.9	77/41.5
Penalties/Yards	88/898	81/784
Fumbles/Ball Lost	37/21	27/9
Touchdowns	28	32
Rushing	10	13
Passing	15	16
Returns	3	3

## Score by Period

	01	02	03	04	OT	Pts
Team	53	60	57	76	0	246
Opponents	69	117	42	64	0	292

## Passing

	Att	Cmp	Yds	Cmp%	TD	Int	Long	Sack/Lost	Rating
Bradshaw	373	203	2259	54.4	13	22	49	33/287	59.7
Hanratty	29	7	159	24.1	2	3	40	3/32	33.3
Leahy	11	3	18	27.3	0	1	18	1/3	1.7
Walden	1	1	10	100.0	0	0	10	0/0	108.3
Team	414	214	2157	51.7	15	26	49	37/322	52.8
Opponents	408	235	3060	57.6	16	17	86	33/294	66.8

## Scoring

	TD	Ru	Pa	Rt	PAT	FG	2Pt	Pts
Gerela	0	0	0	0	27/27	17/27	0	78
Shanklin	6	0	6	0	0/0	0/0	0	36
Bradshaw	5	5	0	0	0/0	0/0	0	30
Smith	5	0	5	0	0/0	0/0	0	30
Fuqua	5	4	1	0	0/0	0/0	0	30
Pearson	3	0	2	1	0/0	0/0	0	18
Staggers	1	0	0	1	0/0	0/0	0	6
Rowser	1	0	0	1	0/0	0/0	0	6
Hanratty	1	1	0	0	0/0	0/0	0	6
L. Brown	1	0	1	0	0/0	0/0	0	6
Team	28	10	15	3	27/27	17/27	0	246
Opponents	32	13	16	3	30/32	22/35	0	292

Sacks: N/A Team 37.0, Opponents 33.0

## Rushing

	No.	Yds	Avg	Long	TD
Fuqua	155	625	4.0	30	4
Pearson	131	605	4.6	27	0
Bankston	70	274	3.9	30	0
Bradshaw	53	247	4.7	39	5
Walden	1	14	14.0	14	0
Staggers	1	5	5.0	5	0
Hanratty	1	3	3.0	3	1
Shanklin	2	1	0.5	2	0
Leahy	1	-6	-6.0	-6	0
Smith	1	-10	-10.0	-10	0
Team	416	1758	4.2	39	10
Opponents	440	1482	3.4	28	13

## Receiving

	No.	Yds	Avg	Long	TD
Shanklin	49	652	13.3	42	6
Fuqua	49	427	8.7	40	1
Smith	47	663	14.1	49	5
Pearson	20	246	12.3	44	2
Adams	20	160	8.0	21	0
Bankston	17	148	8.7	31	0
Staggers	8	103	12.9	20	0
Lewis	3	44	14.8	22	0
L. Brown	1	3	3.0	3t	1
Team	214	2446	11.4	49	15
Opponents	235	3060	13.0	86	16

## Interceptions

	No.	Yds	Avg	Long	TD
Rowser	4	94	23.5	70	1
Allen	3	45	15.0	29	0
Wagner	2	53	26.5	29	0
Blount	2	16	8.0	16	0
Ham	2	4	2.0	4	0
Calland	2	0	0.0	0	0
Edwards	1	20	20.0	20	0
Anderson	1	14	14.0	14	0
Team	17	246	14.5	70	1
Opponents	26	350	13.5	44	1

## Punting

	No.	Yds	Avg	Long	B
Walden	79	3455	43.7	57	0
Team	79	3455	43.7	57	0
Opponents	77	3195	41.5	73	1

## Punt Returns

	Ret	FC	Yds	Avg	Long	TD
Staggers	31	14	262	8.5	67	1
Wagner	2	3	2	1.0	2	0
Edwards	1	0	0	0.0	0	0
Fuqua	1	0	0	0.0	0	0
Bleier	0	1	0	0.0	0	0
Team	35	18	264	7.5	67	1
Opponents	45	15	319	7.1	47	1

## Kickoff Returns

	No.	Yds	Avg	Long	TD
Brumfield	12	271	22.6	35	0
Staggers	10	261	26.1	47	0
Edwards	9	198	22.0	29	0
Pearson	7	205	29.3	77	0
Bankston	5	76	15.2	23	0
Blount	4	76	19.0	23	0
Bleier	1	21	21.0	21	0
Clack	1	12	12.0	12	0
Team	49	1120	22.9	77	0
Opponents	45	1002	22.3	57	0

## Field Goals

	1-19	20-29	30-39	40-49	50+
Gerela	5/6	5/7	4/7	3/6	0/1
Steelers	5/6	5/7	4/7	3/6	0/1
Opponents	6/6	11/13	4/5	1/10	0/1



## 1970 FINAL REGULAR-SEASON STATISTICS (WON 5, LOST 9)

MEDIA INFORMATION FOOTBALL STAFF 2011 PLAYERS 2010 IN REVIEW STEELERS HISTORY RECORDS

### Schedule

Date	W-L	Score	Opponent	Attendance
9/20	L	19-7	Houston	45,538
9/27	L	16-13	at Denver	50,705
10/3	L	15-7	at Cleveland	84,349
10/11	W	23-10	Buffalo	42,140
10/18	W	7-3	at Houston	42,799
10/25	L	31-14	at Oakland	54,423
11/2	W	21-10	Cincinnati	39,968
11/8	W	21-17	N.Y. Jets	50,028
11/15	L	31-14	Kansas City	50,081
11/22	L	34-7	at Cincinnati	59,276
11/29	W	28-9	Cleveland	50,214
12/6	L	20-12	Green Bay	46,418
12/13	L	27-16	at Atlanta	54,126
12/20	L	30-20	at Philadelphia	55,252

### Team Statistics

	Pittsburgh	Opponent
Total First Downs	206	225
Rushing	84	91
Passing	97	120
Penalty	25	14
Total Net Yards	3752	3996
Avg. Per Game	268.0	285.4
Total Plays	844	906
Avg. Per Play	4.4	4.4
Net Yards Rushing	1715	1679
Avg. Per Game	122.5	119.9
Total Rushes	432	482
Net Yards Passing	2037	2317
Avg. Per Game	145.5	165.5
Sacked/Yards Lost	28/275	26/238
Gross Yards	2312	2555
Att./Completions	384/150	393/191
Completion Pct.	39.1	48.6
Had Intercepted	32	23
Punts/Average	78/44.2	85/41.9
Penalties/Yards	82/835	76/790
Fumbles/Ball Lost	30/14	29/14
Touchdowns	26	32
Rushing	13	8
Passing	12	21
Returns	1	3

### Score by Period

	01	02	03	04	OT	Pts
Team	33	76	50	51	0	210
Opponents	63	65	82	62	0	272

### Passing

	Att	Cmp	Yds	Cmp%	TD	Int	Long	Sack/Lost	Rating
Bradshaw	218	83	1460	38.1	6	24	87	25/242	31.3
Hanratty	163	64	792	39.3	5	8	72	3/33	44.8
Hoak	2	2	40	100.0	1	0	27	0/0	158.3
Walden	1	1	20	100.0	0	0	20	0/0	118.8
Team	384	150	2312	39.1	12	32	87	28/247	35.4
Opponents	393	191	2555	48.6	21	23	65	26/238	63.1

### Scoring

	TD	Ru	Pa	Rt	PAT	FG	2Pt	Pts
Fuqua	9	7	2	0	0/0	0/0	0	54
Mingo	0	0	0	0	17/17	5/18	0	32
Shanklin	4	0	4	0	0/0	0/0	0	24
Watson	0	0	0	0	7/9	5/10	0	22
Hughes	3	0	3	0	0/0	0/0	0	18
Pearson	2	2	0	0	0/0	0/0	0	12
Bankston	2	2	0	0	0/0	0/0	0	12
Smith	2	0	2	0	0/0	0/0	0	12
Hoak	1	1	0	0	0/0	0/0	0	6
Bradshaw	1	1	0	0	0/0	0/0	0	6
Staggers	1	0	1	0	0/0	0/0	0	6
Beatty	1	0	0	1	0/0	0/0	0	6
Team	26	13	12	1	24/26	10/28	0	210
Opponents	32	8	21	3	29/32	15/32	3	272

Sacks: N/A Team 28.0, Opponents 26.0

### Rushing

	No.	Yds	Avg	Long	TD
Fuqua	138	691	5.0	85	7
Pearson	173	503	2.9	30	2
Bradshaw	32	233	7.3	22	1
Bankston	26	122	4.7	31	2
Hoak	40	115	2.6	13	1
Beatty	3	25	8.3	24	0
Wilburn	5	25	5.0	10	0
Cole	9	8	0.9	6	0
Smith	1	6	6.0	6	0
Hanratty	4	-5	-1.3	0	0
Hughes	1	-8	-8.0	-8	0
Team	432	1715	4.0	85	13
Opponents	487	1679	3.4	40	8

### Receiving

	No.	Yds	Avg	Long	TD
Shanklin	30	691	23.0	81	4
Smith	30	458	15.3	87	2
Hughes	24	332	13.8	72	3
Fuqua	23	289	12.6	57	2
Bryant	8	154	19.3	63	0
Bankston	7	30	4.3	20	0
Staggers	6	118	19.7	31	1
Wilburn	6	77	12.8	15	0
Pearson	6	71	11.8	18	0
Hoak	4	25	6.3	18	0
Adams	3	36	12.0	17	0
Cole	3	31	10.3	20	0
Team	150	2312	15.4	87	12
Opponents	191	2555	13.4	65	21

### Interceptions

	No.	Yds	Avg	Long	TD
Calland	7	38	5.4	21	0
Allen	4	48	12.0	30	0
Russell	3	64	21.3	37	0
Rowser	3	27	9.0	12	0
Beatty	2	49	24.5	30	1
Hillebrand	2	14	7.0	14	0
Austin	1	22	22.0	22	0
Blount	1	4	4.0	4	0
Team	23	266	11.5	37	1
Opponents	32	318	9.9	57	1

### Punting

	No.	Yds	Avg	Lg	B
Walden	75	3393	45.2	66	1
Bradshaw	3	52	17.3	39	0
Team	78	3445	44.2	66	1
Opponents	85	3517	41.9	61	1

### Punt Returns

	Ret	FC	Yds	Avg	Long	TD
Bryant	37	7	159	4.3	33	0
Staggers	13	12	70	5.4	15	0
Blount	1	0	52	52.0	52	0
Team	51	19	281	5.5	52	0
Opponents	51	11	304	6.0	31	0

### Kickoff Returns

	No.	Yds	Avg	Long	TD
Blount	18	535	29.7	91	0
Staggers	14	333	23.8	46	0
Pearson	4	114	28.5	35	0
Sharp	1	9	9.0	9	0
Wenzel	1	6	6.0	6	0
Calland	1	0	0.0	0	0
Washington	1	0	0.0	0	0
Team	40	997	24.9	91	0
Opponents	49	1068	21.8	100	1

### Field Goals

	1-19	20-29	30-39	40-49	50+
Mingo	2/2	1/6	0/0	2/7	0/3
Watson	2/2	2/2	0/1	1/4	0/1
Steelers	4/4	3/8	0/1	3/11	0/4
Opponents	7/9	1/3	4/7	2-12	1/1

## 1969 FINAL REGULAR-SEASON STATISTICS (WON 1, LOST 13)

## Schedule

Date	W-L	Score	Opponent	Attendance
9/21	W	16-13	Detroit	51,360
9/28	L	41-27	at Philadelphia	60,658
10/5	L	27-14	St. Louis	45,011
10/12	L	10-7	at N.Y. Giants	62,987
10/18	L	42-31	at Cleveland	84,078
10/26	L	14-7	Washington	47,557
11/2	L	38-34	Green Bay	46,403
11/9	L	38-7	at Chicago	45,856
11/16	L	24-3	Cleveland	47,670
11/23	L	52-14	at Minnesota	47,202
11/30	L	47-10	at St. Louis	43,721
12/7	L	10-7	Dallas	24,990
12/14	L	21-17	N.Y. Giants	21,069
12/21	L	27-24	at New Orleans	72,256

## Team Statistics

	Pittsburgh	Opponent
Total First Downs	210	260
Rushing	81	101
Passing	115	142
Penalty	14	17
Total Net Yards	3626	4401
Avg. Per Game	259.0	314.4
Total Plays	843	898
Avg. Per Play	4.3	4.9
Net Yards Rushing	1542	1732
Avg. Per Game	110.1	123.7
Total Rushes	400	455
Net Yards Passing	2084	2669
Avg. Per Game	148.9	190.6
Sacked/Yards Lost	52/374	33/304
Gross Yards	2458	2973
Att./Completions	391/176	410/227
Completion Pct.	45.0	55.4
Had Intercepted	29	25
Punts/Average	77/42.3	65/40.1
Penalties/Yards	67/659	74/722
Fumbles/Ball Lost	36/16	25/9
Touchdowns	26	50
Rushing	8	17
Passing	17	27
Returns	1	6

## Score by Period

	01	02	03	04	OT	Pts
Team	57	47	35	79	0	218
Opponents	63	114	85	142	0	404

## Passing

	Att	Cmp	Yds	Cmp%	TD	Int	Long	Sack/Lost	Rating
Shiner	209	97	1422	46.4	7	10	63	24/157	60.3
Hanratty	126	52	716	41.3	8	13	41	20/168	41.7
Nix	53	25	290	47.2	2	6	47	7/39	37.2
Hoak	3	2	30	66.7	0	0	16	1/10	99.3
Team	391	176	2458	45.0	17	29	63	52/374	49.4
Opponents	410	227	2973	55.4	27	25	58	33/304	75.0

## Scoring

	TD	Ru	Pa	Rt	PAT	FG	2Pt	Pts
Mingo	0	0	0	0	26/26	12/26	0	62
Jefferson	9	0	0	0	0/0	0/0	0	54
Gros	7	4	3	0	0/0	0/0	0	42
Hoak	3	2	1	0	0/0	0/0	0	18
Henderson	3	0	3	0	0/0	0/0	0	18
Bankston	1	1	0	0	0/0	0/0	0	6
Shiner	1	1	0	0	0/0	0/0	0	6
Williams	1	0	1	0	0/0	0/0	0	6
McCall	1	0	0	1	0/0	0/0	0	6
Team	26	8	17	1	26/26	12/26	0	218
Opponents	50	17	27	6	49/50	17/25	2	404

Sacks: N/A Team 33.0, Opponents 52.0

## Rushing

	No.	Yds	Avg	Long	TD
Hoak	151	531	3.5	13	2
Gros	116	343	3.0	16	4
Bankston	62	259	4.2	15	1
Hanratty	10	106	10.6	31	0
McCall	30	98	3.3	14	0
Nix	10	70	7.0	20	0
Shiner	14	55	3.9	18	1
Jefferson	4	46	11.5	22	0
Wilburn	2	29	14.5	35	0
Campbell	1	5	5.0	5	0
Team	400	1542	3.9	35	8
Opponents	455	1732	3.8	54	17

## Receiving

	No.	Yds	Avg	Long	TD
Jefferson	67	1079	16.1	63	9
Wilburn	20	373	18.7	53	0
Hoak	20	190	9.5	26	1
Gros	17	131	7.7	20	3
Hilton	12	231	19.3	34	0
Henderson	12	188	15.7	45	3
Cropper	9	116	12.9	19	0
Adams	6	80	13.3	19	0
Bankston	6	6	1.0	8	0
Williams	3	14	4.7	61	1
McCall	2	2	1.0	5	0
Campbell	1	32	32.0	32	0
Alley	1	16	16.0	16	0
Team	176	2458	14.0	63	17
Opponents	227	2973	13.1	58	27

## Interceptions

	No.	Yds	Avg	Long	TD
Hohn	5	64	12.8	24	0
Martha	5	37	7.4	15	0
Shorter	3	47	15.7	23	0
Stenger	3	36	12.0	19	0
Russell	2	48	24.0	26	0
May	2	4	2.0	2	0
Calland	2	0	0.0	0	0
Hillebrand	1	14	14.0	14	0
Hinton	1	7	7.0	7	0
Woodson	1	0	0.0	0	0
Team	25	257	10.3	26	0
Opponents	29	535	18.4	77	3

## Punting

	No.	Yds	Avg	Long	B
Walden	77	3254	42.3	61	0
Team	77	3254	42.3	61	0
Opponents	65	2608	40.1	55	0

## Punt Returns

	Ret	FC	Yds	Avg	Long	TD
Campbell	28	7	133	4.8	23	0
Jefferson	4	2	23	5.8	9	0
Martha	3	2	0	0.0	0	0
Hoak	1	1	9	9.0	9	0
Davis	1	0	0	0.0	0	0
Beatty	0	1	0	0.0	0	0
Team	37	13	165	4.5	23	0
Opponents	41	15	396	9.7	83	1

## Kickoff Returns

	No.	Yds	Avg	Long	TD
Campbell	26	522	20.1	46	0
McCall	21	532	25.3	101	1
Bankston	4	89	22.3	41	0
Jefferson	4	80	20.0	27	0
Woodson	1	18	18.0	18	0
Davis	3	0	0.0	0	0
Kolb	1	0	0.0	0	0
Team	60	1241	21.0	101	1
Opponents	46	962	20.9	96	1

## Field Goals

	1-19	20-29	30-39	40-49	50+
Mingo	5/6	1/4	4/7	2/9	0/0
Steelers	5/6	1/4	4/7	2/9	0/0
Opponents	3/3	5/7	6/9	3/6	0/0



Pittsburgh Steelers

# HEINZ FIELD FOUNDING PARTNERS




# TELEVISION WITH IMPACT



For all your Steelers information go to  
**Steelers.com**  
247/365

- DRAFT SHOWS
- MINI CAMP
- A DAY IN THE LIFE...
- MEN'S FANTASY CAMP
- TRAINING CAMP

 **STEELERS DIGEST**

STEELERS TV PROGRAMMING NOW AVAILABLE ON COMCAST ON-DEMAND