

2015

MEDIA GUIDE

PITTSBURGH STEELERS



Steelers





**Steelers Nation
Radio**

UNPRECEDENTED COVERAGE

Steelers Programming 24/7

Live Broadcasts
throughout the NFL season

4-6 p.m. (ET)
Monday - Friday

Exclusive Shows held on location

AVAILABLE ON

- **Steelers.com**
- **The Steelers Mobile App**
- **At 102.5 WDVE HD2**



More publications available at:


www.retroseasons.com/library/



2015

CONTENTS

PITTSBURGH STEELERS



> MEDIA INFORMATION

- 2 2015 Steelers Schedule
- 3 2014 NFL Final Standings
- 4 2015 NFL Week-by-Week Schedule
- 6 Steelers Staff Directory
- 7 Important Dates
- 8 Steelers Ownership Group
- 9 Training Camp History
- 10 Heinz Field Fun Facts
- 11 Heinz Field Diagram
- 12 Steelers Media Guidelines
- 16 Steelers Community Relations Programs
- 23 Youth Football

> FOOTBALL STAFF

- 26 Mike Tomlin Bio
- 28 Coaches/Scouts/Staff Bios

> 2015 PLAYERS

- 56 Veteran Bios
- 275 2015 Draft Picks
- 283 2015 Rookie Free Agents
- 294 Alphabetical Roster

> 2014 SEASON IN REVIEW

- 296 Final Regular Season Statistics
- 298 Attendance Figures
- 299 Regular-Season Game Summaries
- 316 Starting Lineups
- 318 Season Highs

> STEELERS HISTORY

- 320 History of the Steelers/Timeline
- 328 Steelers Super Bowl Recaps
- 336 Steelers in the Hall of Fame
- 340 Steelers All-Time Uniforms

- 342 Steelers Postseason Experience
- 343 Steelers in the Postseason
- 344 Steelers/Opponent Longest Plays
- 346 Coldest/Warmest Games—Records at Heinz Field
- 347 Records/Attendance at Three Rivers Stadium
- 348 Monday/Thursday/Saturday/Sunday Night Results
- 349 Steelers Misc. Records
- 350 Steelers in Overtime
- 351 Biggest Wins/Losses
- 352 The Last Time
- 354 The Last Time (Postseason)
- 356 Division Playoff Races
- 359 Steelers Quarterback Records
- 360 Steelers Attendance Records
- 363 82 Years with the Steelers
- 372 Preseason Results
- 374 Steelers vs. Opponents
- 386 Steelers in the Pro Bowl
- 388 Steelers Honors and Awards
- 393 All-Time Roster
- 402 All-Time Jersey Numbers
- 408 All-Time Draft Picks

> STEELERS RECORDS

- 422 All-Time Individual Leaders
- 433 Team Records
- 437 Year-by-Year First Downs
- 438 Year-by-Year Offensive/Defensive Statistics
- 440 Misc. Offensive/Defensive Statistics
- 442 Year-by-Year Leaders
- 450 100/300-Yard Performances
- 467 All-Time Cumulative Statistics

Photo Credits:

All photos Karl Roser/Mike Fabus/Arron Anastasia/Pittsburgh Steelers except the following:
 AP/Srakocik: Heinz Field page 10 AP Photo/Scott Boehm: Haley page 25 AP/Read Miller: Noll page 319 and page 365
 AP/Biever: Greene page 319, Super Bowl X page 329, Super Bowl K page 343 AP/Robbins: Bettis page 319 AP/NFL
 Photos: Rooney page 320, Noll, Harris and Three Rivers Stadium page 322, Stallworth and Rooney page 323, Dungy page
 324, Rooney page 336, Bettis page 339, Super Bowl X Ticket page 343 AP/University of Michigan: Perry page 321 AP
 Photo: Swann page 322, Super Bowl IX page 326, Johnson page 337 Getty Images: Cowher page 325 AP/Mills: O'Donnell
 page 325 AP/Spinelli: Noll page 325 AP/Duncan: Rooney page 326 AP/Rush: Tomlin page 327 AP/Draklin: Bettis page
 327 AP/Buszmer: Harrison page 327 AP/Messerschmidt: Super Bowl XIII page 333, Lambert page 338, Woodson page
 339, Ham page 405, Bradshaw page 421 How/Getty Images: Super Bowl XL page 333 AP/Teet: Super Bowl XLV page
 335 AP/Tomic: Bradshaw page 338 AP/Puskas: Webster page 338 AP/Pujan: Timmons page 387 AP/Borea: Gildon
 page 388 AP/Conroy: Cowher page 401 AP/DiPace: Bettis page 404 AP/Wright: Ward page 421

Steelers

STEELERS 2015 Schedule



> **LE'VEON BELL**

> **Hall of Fame Game**



Sunday, Aug. 9
8:00 P.M. (NBC-TV)



MINNESOTA
VIKINGS

> **Preseason**

GAME 1



Friday, Aug. 14
7:30 P.M. (KDKA-TV)



JACKSONVILLE
JAGUARS

GAME 2



Sunday, Aug. 23
8:00 P.M. (KDKA-TV)



GREEN BAY
PACKERS

GAME 3



Saturday, Aug. 29
4:00 P.M. (KDKA-TV)



BUFFALO
BILLS

GAME 4



Thursday, Sept. 3
7:30 P.M. (KDKA-TV)



CAROLINA
PANTHERS

> **Regular Season**

WEEK 1



Thursday, Sept. 10
8:30 P.M. (NBC/WPXI-TV)



NEW ENGLAND
PATRIOTS

WEEK 2



Sunday, Sept. 20
1:00 P.M. (FOX/WPGH-TV)

SAN FRANCISCO
49ERS

WEEK 3



Sunday, Sept. 27
1:00 P.M. (CBS/KDKA-TV)



ST. LOUIS
RAMS

WEEK 4



Thursday, Oct. 1
8:25 P.M. (CBS/NFLN)

BALTIMORE
RAVENS

WEEK 5



Monday, Oct. 12
8:30 P.M. (ESPN/WTAE-TV)



SAN DIEGO
CHARGERS

WEEK 6



Sunday, Oct. 18
1:00 P.M. (FOX/WPGH-TV)

ARIZONA
CARDINALS

WEEK 7



Sunday, Oct. 25
1:00 P.M. (CBS/KDKA-TV)



KANSAS CITY
CHIEFS

WEEK 8



Sunday, Nov. 1
1:00 P.M. (CBS/KDKA-TV)

CINCINNATI
BENGALS

WEEK 9



Sunday, Nov. 8
1:00 P.M. (CBS/KDKA-TV)

OAKLAND
RAIDERS

WEEK 10



Sunday, Nov. 15
1:00 P.M. (CBS/KDKA-TV)

CLEVELAND
BROWNS

WEEK 11



Sunday, Nov. 22
BYE

WEEK 12



Sunday, Nov. 29
4:25 P.M. (CBS/KDKA-TV)

SEATTLE
SEAHAWKS

WEEK 13



Sunday, Dec. 6
8:30 P.M. (NBC/WPXI-TV)

INDIANAPOLIS
COLTS

WEEK 14



Sunday, Dec. 13
1:00 P.M. (CBS/KDKA-TV)



CINCINNATI
BENGALS

WEEK 15



Sunday, Dec. 20
4:25 P.M. (CBS/KDKA-TV)

DENVER
BRONCOS

WEEK 16



Sunday, Dec. 27
8:30 P.M. (NBC/WPXI-TV)



BALTIMORE
RAVENS

WEEK 17



Sunday, Jan. 3
1:00 P.M. (CBS/KDKA-TV)



CLEVELAND
BROWNS

• Times and TV network may change due to flexible scheduling. All times are Eastern.

2014 FINAL STANDINGS

AMERICAN FOOTBALL CONFERENCE

East Division	W	L	T	Pct.	Pts	OP
New England	12	4	0	.750	468	313
Buffalo	9	7	0	.563	343	289
Miami	8	8	0	.500	388	373
NY Jets	4	12	0	.250	283	401
North Division	W	L	T	Pct.	Pts	OP
Pittsburgh	11	5	0	.688	436	368
Cincinnati	10	5	1	.656	365	344
Baltimore	10	6	0	.625	409	302
Cleveland	7	9	0	.438	299	337
South Division	W	L	T	Pct.	Pts	OP
Indianapolis	11	5	0	.688	458	369
Houston	9	7	0	.563	372	307
Jacksonville	3	13	0	.188	249	412
Tennessee	2	14	0	.125	254	438
West Division	W	L	T	Pct.	Pts	OP
Denver	12	4	0	.750	482	354
Kansas City	9	7	0	.563	353	281
San Diego	9	7	0	.563	348	348
Oakland	3	13	0	.188	253	452

● Clinched Division and Home Field ● Clinched Division ● Clinched Wild Card

NATIONAL FOOTBALL CONFERENCE

East Division	W	L	T	Pct.	Pts	OP
Dallas	12	4	0	.750	467	352
Philadelphia	10	6	0	.625	474	400
NY Giants	6	10	0	.375	380	400
Washington	4	12	0	.250	301	438
North Division	W	L	T	Pct.	Pts	OP
Green Bay	12	4	0	.750	486	348
Detroit	11	5	0	.688	321	282
Minnesota	7	9	0	.438	325	343
Chicago	5	11	0	.313	319	442
South Division	W	L	T	Pct.	Pts	OP
Carolina	7	8	1	.469	339	374
New Orleans	7	9	0	.438	401	424
Atlanta	6	10	0	.375	381	417
Tampa Bay	2	14	0	.125	277	410
West Division	W	L	T	Pct.	Pts	OP
Seattle	12	4	0	.750	394	254
Arizona	11	5	0	.688	310	299
San Francisco	8	8	0	.500	306	340
St. Louis	6	10	0	.375	324	354



Wild Card Weekend

Saturday, Jan. 3, 2015

- N** Carolina Panthers 27, Arizona Cardinals 16
A Baltimore Ravens 30, Pittsburgh Steelers 17

Sunday, Jan. 4, 2015

- N** Dallas Cowboys 24, Detroit Lions 20
A Indianapolis Colts 26, Cincinnati Bengals 10

Divisional Playoffs

Saturday, Jan. 10, 2015

- N** Seattle Seahawks 31, Carolina Panthers 17
A New England Patriots 35, Baltimore Ravens 31

Sunday, Jan. 11, 2015

- N** Green Bay Packers 26, Dallas Cowboys 21
A Indianapolis Colts 24, Denver Broncos 13

Conference Championships

Sunday, Jan. 18, 2015

- N** Seattle Seahawks 28, Green Bay Packers 22
A New England Patriots 45, Indianapolis Colts 7

2015 Pro Bowl

Sunday, Jan. 25, 2015,
at University of Phoenix Stadium in Glendale, Ariz.

Team Irvin 32, Team Carter 28

Super Bowl XLIX

Sunday, Feb. 1, 2015,
at University of Phoenix Stadium in Glendale, Ariz.

New England Patriots 28, Seattle Seahawks 24

2015 NATIONAL FOOTBALL LEAGUE SCHEDULE

WEEK 1		WEEK 4		WEEK 7		
Thursday, September 10, 2015						
1. Pittsburgh at New England	8:30	49. Baltimore at Pittsburgh		8:25	92. Seattle at San Francisco	
Sunday, September 13, 2015						
2. Indianapolis at Buffalo	1:00	50. NY Jets at Miami (London)	9:30	93. Buffalo at Jacksonville (London)	9:30	
3. Green Bay at Chicago	1:00	51. Houston at Atlanta	1:00	94. Minnesota at Detroit	1:00	
4. Kansas City at Houston	1:00	52. NY Giants at Buffalo	1:00	95. New Orleans at Indianapolis	1:00	
5. Carolina at Jacksonville	1:00	53. Oakland at Chicago	1:00	96. Pittsburgh at Kansas City	1:00	
6. Cleveland at NY Jets	1:00	54. Kansas City at Cincinnati	1:00	97. Houston at Miami	1:00	
7. Seattle at St. Louis	1:00	55. Jacksonville at Indianapolis	1:00	98. NY Jets at New England	1:00	
8. Miami at Washington	1:00	56. Carolina at Tampa Bay	1:00	99. Cleveland at St. Louis	1:00	
9. New Orleans at Arizona	4:05	57. Philadelphia at Washington	1:00	100. Atlanta at Tennessee	1:00	
10. Detroit at San Diego	4:05	58. Cleveland at San Diego	4:05	101. Tampa Bay at Washington	1:00	
11. Baltimore at Denver	4:25	59. St. Louis at Arizona	4:25	102. Oakland at San Diego	4:05	
12. Cincinnati at Oakland	4:25	60. Minnesota at Denver	4:25	103. Dallas at NY Giants	4:25	
13. Tennessee at Tampa Bay	4:25	61. Green Bay at San Francisco	4:25	104. Philadelphia at Carolina	8:30	
14. NY Giants at Dallas	8:30	62. Dallas at New Orleans	8:30	Monday, October 26, 2015		
Monday, September 14, 2015						
15. Philadelphia at Atlanta	7:10	Monday, October 5, 2015		8:30	105. Baltimore at Arizona	
16. Minnesota at San Francisco	10:20	63. Detroit at Seattle		8:30	<i>Byes: Chicago, Cincinnati, Denver, Green Bay</i>	
Monday, September 14, 2015						
16. Minnesota at San Francisco 10:20						
<i>Byes: Tennessee, New England</i>						
WEEK 2		WEEK 5		WEEK 8		
Thursday, September 17, 2015						
17. Denver at Kansas City	8:25	64. Indianapolis at Houston	8:25	Thursday, October 29, 2015		
Sunday, September 20, 2015						
18. New England at Buffalo	1:00	65. Washington at Atlanta	1:00	106. Miami at New England		
19. Houston at Carolina	1:00	66. Cleveland at Baltimore	1:00	8:25		
20. Arizona at Chicago	1:00	67. Seattle at Cincinnati	1:00	Sunday, November 1, 2015		
21. San Diego at Cincinnati	1:00	68. St. Louis at Green Bay	1:00	107. Detroit at Kansas City (London)		
22. Tennessee at Cleveland	1:00	69. Chicago at Kansas City	1:00	9:30		
23. Detroit at Minnesota	1:00	70. New Orleans at Philadelphia	1:00	108. Tampa Bay at Atlanta		
24. Tampa Bay at New Orleans	1:00	71. Jacksonville at Tampa Bay	1:00	1:00		
25. Atlanta at NY Giants	1:00	72. Buffalo at Tennessee	1:00	109. San Diego at Baltimore		
26. San Francisco at Pittsburgh	1:00	73. Arizona at Detroit	4:05	1:00		
27. St. Louis at Washington	1:00	74. New England at Dallas	4:25	110. Minnesota at Chicago		
28. Miami at Jacksonville	4:05	75. Denver at Oakland	4:25	1:00		
29. Baltimore at Oakland	4:05	76. San Francisco at NY Giants	8:30	111. Arizona at Cleveland		
30. Dallas at Philadelphia	4:25	Monday, October 12, 2015		1:00		
31. Seattle at Green Bay	8:30	77. Pittsburgh at San Diego		1:00		
Monday, September 21, 2015						
32. NY Jets at Indianapolis	8:30	<i>Byes: Carolina, Miami, Minnesota, NY Jets</i>		1:00		
WEEK 3		WEEK 6		WEEK 9		
Thursday, September 24, 2015						
33. Washington at NY Giants	8:25	Thursday, October 15, 2015		Thursday, November 5, 2015		
Sunday, September 27, 2015						
34. Cincinnati at Baltimore	1:00	78. Atlanta at New Orleans	8:25	120. Cleveland at Cincinnati		
35. New Orleans at Carolina	1:00	Sunday, October 18, 2015		8:25		
36. Oakland at Cleveland	1:00	79. Cincinnati at Buffalo	1:00	Sunday, November 8, 2015		
37. Atlanta at Dallas	1:00	80. Denver at Cleveland	1:00	121. Miami at Buffalo		
38. Tampa Bay at Houston	1:00	81. Chicago at Detroit	1:00	1:00		
39. San Diego at Minnesota	1:00	82. Houston at Jacksonville	1:00	1:00		
40. Jacksonville at New England	1:00	83. Kansas City at Minnesota	1:00	1:00		
41. Philadelphia at NY Jets	1:00	84. Washington at NY Jets	1:00	1:00		
42. Pittsburgh at St. Louis	1:00	85. Arizona at Pittsburgh	1:00	1:00		
43. Indianapolis at Tennessee	1:00	86. Miami at Tennessee	1:00	1:00		
44. San Francisco at Arizona	4:05	87. Carolina at Seattle	4:05	1:00		
45. Buffalo at Miami	4:25	88. San Diego at Green Bay	4:25	1:00		
46. Chicago at Seattle	4:25	89. Baltimore at San Francisco	4:25	1:00		
47. Denver at Detroit	8:30	90. New England at Indianapolis	8:30	1:00		
Monday, September 28, 2015						
48. Kansas City at Green Bay	8:30	Monday, October 19, 2015		1:00		
<i>Byes: Dallas, Oakland, St. Louis, Tampa Bay</i>						
132. Chicago at San Diego 8:30						
<i>Byes: Arizona, Baltimore, Detroit, Houston, Kansas City, Seattle</i>						

2015 NATIONAL FOOTBALL LEAGUE SCHEDULE

WEEK 10		WEEK 13		WEEK 16	
Thursday, November 12, 2015		Thursday, December 3, 2015		Thursday, December 24, 2015	
133. Buffalo at N.Y. Jets	8:25	177. Green Bay at Detroit	8:25	225. San Diego at Oakland	8:25
Sunday, November 15, 2015		Sunday, December 6, 2015		Saturday, December 26, 2015	
134. Jacksonville at Baltimore	1:00	178. Houston at Buffalo	1:00	226. Washington at Philadelphia	8:25
135. Detroit at Green Bay	1:00	179. San Francisco at Chicago	1:00	Sunday, December 27, 2015	
136. Miami at Philadelphia	1:00	180. Cincinnati at Cleveland	1:00	227. Carolina at Atlanta	1:00
137. Cleveland at Pittsburgh	1:00	181. Baltimore at Miami	1:00	228. Dallas at Buffalo	1:00
138. Chicago at St. Louis	1:00	182. Seattle at Minnesota	1:00	229. San Francisco at Detroit	1:00
139. Dallas at Tampa Bay	1:00	183. Carolina at New Orleans	1:00	230. Cleveland at Kansas City	1:00
140. Carolina at Tennessee	1:00	184. N.Y. Jets at N.Y. Giants	1:00	231. Indianapolis at Miami	1:00
141. New Orleans at Washington	1:00	185. Arizona at St. Louis	1:00	232. N.Y. Giants at Minnesota	1:00
142. Minnesota at Oakland	4:05	186. Atlanta at Tampa Bay	1:00	233. Jacksonville at New Orleans	1:00
143. Kansas City at Denver	4:25	187. Jacksonville at Tennessee	1:00	234. New England at N.Y. Jets	1:00
144. New England at N.Y. Giants	4:25	188. Kansas City at Oakland	4:05	235. Chicago at Tampa Bay	1:00
145. Arizona at Seattle	8:30	189. Denver at San Diego	4:05	236. Houston at Tennessee	1:00
Monday, November 16, 2015		190. Philadelphia at New England	4:25	237. Green Bay at Arizona	4:25
146. Houston at Cincinnati	8:30	191. Indianapolis at Pittsburgh	8:30	238. St. Louis at Seattle	4:25
<i>Byes: Atlanta, Indianapolis, San Diego, San Francisco</i>		Monday, December 7, 2015		239. Pittsburgh at Baltimore	8:30
WEEK 11		192. Dallas at Washington	8:30	Monday, December 28, 2015	
Thursday, November 19, 2015		WEEK 14		240. Cincinnati at Denver	
147. Tennessee at Jacksonville	8:25	Thursday, December 10, 2015		WEEK 17	
Sunday, November 22, 2015		193. Minnesota at Arizona	8:25	Sunday, January 3, 2016	
148. Indianapolis at Atlanta	1:00	Sunday, December 13, 2015		241. New Orleans at Atlanta	1:00
149. St. Louis at Baltimore	1:00	194. Atlanta at Carolina	1:00	242. N.Y. Jets at Buffalo	1:00
150. Washington at Carolina	1:00	195. Washington at Chicago	1:00	243. Tampa Bay at Carolina	1:00
151. Denver at Chicago	1:00	196. Pittsburgh at Cincinnati	1:00	244. Detroit at Chicago	1:00
152. Oakland at Detroit	1:00	197. San Francisco at Cleveland	1:00	245. Baltimore at Cincinnati	1:00
153. N.Y. Jets at Houston	1:00	198. New England at Houston	1:00	246. Pittsburgh at Cleveland	1:00
154. Dallas at Miami	1:00	199. Indianapolis at Jacksonville	1:00	247. Washington at Dallas	1:00
155. Green Bay at Minnesota	1:00	200. San Diego at Kansas City	1:00	248. Minnesota at Green Bay	1:00
156. Tampa Bay at Philadelphia	1:00	201. Tennessee at N.Y. Jets	1:00	249. Jacksonville at Houston	1:00
157. Cincinnati at Arizona	4:05	202. Buffalo at Philadelphia	1:00	250. Tennessee at Indianapolis	1:00
158. San Francisco at Seattle	4:25	203. Detroit at St. Louis	1:00	251. Oakland at Kansas City	1:00
159. Kansas City at San Diego	8:30	204. New Orleans at Tampa Bay	1:00	252. New England at Miami	1:00
Monday, November 23, 2015		205. Oakland at Denver	4:05	253. Philadelphia at N.Y. Giants	1:00
160. Buffalo at New England	8:30	206. Dallas at Green Bay	4:25	254. Seattle at Arizona	4:25
<i>Byes: Cleveland, New Orleans, NY Giants, Pittsburgh</i>		207. Seattle at Baltimore	8:30	255. San Diego at Denver	4:25
WEEK 12		Monday, December 14, 2015		256. St. Louis at San Francisco	4:25
Thursday, November 26, 2015		208. N.Y. Giants at Miami	8:30	WEEK 15	
161. Philadelphia at Detroit	12:30	Thursday, December 17, 2015		Thursday, December 17, 2015	
162. Carolina at Dallas	4:30	209. Tampa Bay at St. Louis	8:25	Saturday, December 19, 2015	
163. Chicago at Green Bay	8:30	Saturday, December 19, 2015		210. N.Y. Jets at Dallas	
Sunday, November 29, 2015		Sunday, December 20, 2015		8:25	
164. Minnesota at Atlanta	1:00	211. Kansas City at Baltimore	1:00		
165. St. Louis at Cincinnati	1:00	212. Houston at Indianapolis	1:00		
166. New Orleans at Houston	1:00	213. Atlanta at Jacksonville	1:00		
167. Tampa Bay at Indianapolis	1:00	214. Chicago at Minnesota	1:00		
168. San Diego at Jacksonville	1:00	215. Tennessee at New England	1:00		
169. Buffalo at Kansas City	1:00	216. Carolina at N.Y. Giants	1:00		
170. Miami at N.Y. Jets	1:00	217. Arizona at Philadelphia	1:00		
171. Oakland at Tennessee	1:00	218. Buffalo at Washington	1:00		
172. N.Y. Giants at Washington	1:00	219. Green Bay at Oakland	4:05		
173. Arizona at San Francisco	4:05	220. Cleveland at Seattle	4:05		
174. Pittsburgh at Seattle	4:25	221. Denver at Pittsburgh	4:25		
175. New England at Denver	8:30	222. Miami at San Diego	4:25		
Monday, November 30, 2015		223. Cincinnati at San Francisco	8:30		
176. Baltimore at Cleveland	8:30	Monday, December 21, 2015			
		224. Detroit at New Orleans	8:30		

• Sunday night games in Weeks 5-16 subject to change; Week 17 game TBD

STEELERS Staff Directory



ADMINISTRATIVE/FOOTBALL OFFICES

UPMC Sports Performance Complex
 3400 South Water Street
 Pittsburgh, PA 15203
 Phone: 412-432-7800

Administration

Daniel M. Rooney, Chairman
Arthur J. Rooney II, President
Arthur J. Rooney Jr., Vice President
Diane Lowe, Administrative Assistant
Rebecca Mihalcik, Administrative Assistant

Business Office

Mark Hart, Director of Planning and Development
Bob Tyler, Director of Finance
Dan Ferens, Business Administration
Katrina Smith, HR Manager
Jodie Spagnolli, Assistant Controller
Klavin Boyd, Senior Accountant/Analyst
Kelly Serafin, Payroll/Benefits Administrator
Colleen Kimmel, Administrative Assistant

Communications

Burt Lauten, Communications Coordinator
Dominick Rinelli, Public Relations/Media Manager
Ryan Scarpino, Public Relations Assistant
Mike Annarella, Public Relations Intern

Information Technology

Scott Phelps, Director of Information Technology
Jon Pugliano, Systems Administrator
Craig Pelat, Network Engineer
Richard Hillinski, Technical Support Specialist

Digital And Social Media/Steelers.com

Jeff Brown, Digital Media Coordinator
Scott Graham, Digital Media Assistant
Bob Labriola, Editor
Teresa Varley, Assistant Editor/Website
Missi Matthews, Steelers TV/Steelers.com Reporter

Photography

Karl Roser, Team Photographer
Arron Anastasia, Photography Intern

Coaching Staff

Mike Tomlin, Head Coach
John Mitchell, Assistant Head Coach/Defensive Line
Todd Haley, Offensive Coordinator
Keith Butler, Defensive Coordinator
Danny Smith, Special Teams Coordinator
James Daniel, Tight Ends Coach
Randy Fichtner, Quarterbacks Coach
Carnell Lake, Defensive Backs Coach
Richard Mann, Wide Receivers Coach
Mike Munchak, Offensive Line Coach
Jerry Olsavsky, Inside Linebackers Coach
Joey Porter, Outside Linebackers Coach
James Saxon, Running Backs Coach
Shaun Sarrett, Offensive Assistant
Steve Meyer, Coaching Assistant
Garrett Glemont, Conditioning Coordinator
Marcel Pastoor, Conditioning Assistant
Terry Cousin, Player Engagement Coordinator
Chrissy Bulger, Administrative Assistant
Mia Daudet, Administrative Assistant

Football Operations

Kevin Colbert, General Manager
Omar Khan, Director of Football and Business Administration
Samir Suleiman, Football Administration Coordinator
Karim Kassam, Analytics & Football Research Coordinator
Dan Rooney Jr., Player Personnel Coordinator
Phil Kreidler, College Scouting Coordinator
Brandon Hunt, Pro Scouting Coordinator
Rick Reiprish, Senior Assistant, College Scouting
Mark Bruener, College Scout

Mike Butler, College Scout
Dan Colbert, College/Pro Scout
Mark Gorscak, College Scout
Chidi Iwuoma, BLESTO Scout
Bruce McNorton, College Scout
Dave Petett, Pro/College Scout
Daniel Martin Rooney, Scouting Assistant
B.J. McNorton, Scouting Intern
Maureen Mannion, Administrative Assistant
Karen Mercalde, Administrative Assistant

Football Equipment Staff

Rodgers Freyvogel, Equipment Manager
Patrick Noone, Field Manager/Assistant Equipment Manager
Adam Regan, Equipment/Field Assistant
Derek Rinehart, Equipment Intern
Michael Geddes, Equipment Intern

Video Staff

Bob McCartney, Video/Facilities Coordinator
Andy Lizanich, Video Assistant
Todd Lewis, Video Assistant
Kory Hartbauer, Video Intern
Jerry Langan, Stationary Engineer

Athletic Training Staff

John Norwig, Head Athletic Trainer
Sonia Gysland, Assistant Athletic Trainer
Jon Andino, Assistant Athletic Trainer/Physical Therapist
Daveon Lee, Athletic Training Intern

Medical Staff

Dr. Mark Duca, Physician, Internal Medicine
Dr. Tony Yates, Physician, Internal Medicine
Dr. Joseph Maroon, Physician, Neurosurgery
Dr. James P. Bradley, Physician, Orthopedic Surgery

Office Staff

Tyrene Ryan, Receptionist

STEELERS Staff Directory

MARKETING/MERCHANDISE/
TICKET OPERATIONS**Heinz Field**

100 Art Rooney Avenue
Pittsburgh, PA 15212
Main Switchboard: 412-697-7700
Phone: 412-323-1200

Marketing Staff

Tony Quatrini, Director of Marketing and Media

Suzanne Guzzo, Fan Engagement Coordinator

Mike Marchinsky, Youth Football/Marketing Manager

Lynne Molyneaux, Alumni Relations Manager

John Simpson, Events/Marketing Manager

Brittany Zeman, Email Marketing Manager

Stephen Finerty, Executive Producer

Christopher Burns, Game Day Producer

Brian Tirpak, Video Production Manager

Emile Khoury, Creative Video Producer

Gerard Schaefer, Media Production Specialist

Jason Pischke, Media Production Specialist

Mike Murphy, Creative Manager

Mike Hustava, Steelers Nation Unite Marketing Coordinator

Constance Zelinsky, Administrative Assistant

Jonathan Mancuso, Marketing Intern

Stacie Lawrence, Administrative Assistant

Partnerships and Sales

Ryan Huzjak, Director of Partnerships and Sales

Rick Giugliano, Assistant Director of Sales and Marketing

Tim Post, Corporate Partnerships Manager

Kathy Wallace, Corporate Partnerships Manager

Genevieve Evans, Partnership Activation Manager

Marie Zeitler, Partnership Activation Manager

Chelsea Zahn, Partnership Activation Specialist

Kristen Lewandowski, Premium Seating Sales Manager

Melanie Wilmot, Premium Seating Account Executive

Amy Regan, Partnership Contracts Administrator

MERCHANDISING STAFF

Susan McGalla, Director of Strategic Planning and Growth

Executive Offices

Tim Carey

Robb Gedrys

Stephanie Beck

Renaee McNabb

Sheryl Speer

Heinz Field

Sam Rogiero

Janice O'Toole

Grove City Premium Outlets

Susan Kalafut

Debby Gabler

Pittsburgh Mills

Brian Rogiero

Sam DiMenno

Mary Dattofa

South Hills Village

Courtney Duzyk

Dustin Obuchowski

Petersen Events Center

Michelle Redinger

Westmoreland Mall

Corey Flannagan

Distribution Center

Jim Moon

Danny Williamson

Mark Byrnes

Ticket Operations Staff

Ben Lentz, Ticket Manager

Libby Patcher, Season Ticket Assistant

Chris McMurtrie, Ticket Office Services Specialist

Dave Wolfe, Ticket Sales Account Executive

Brandon Wrobel, Ticket Sales Account Executive

Rami Darooni, Ticket Operations Assistant

Stadium Operations Staff

Jim Sacco, Executive Director of Stadium Management

Rob Thompson, Event Operations Coordinator

Greg Hoyer, Event Operations Assistant

Brian Opacic, Stadium Operations Coordinator

Steve Eyerma, Facilities Manager

Chris Ecton, Sports Turf Manager

John Fox, Playing Surface Staff

Andy Lipinski, Playing Surface Staff

Aaron Ramella, Playing Surface Staff

Jim Tabaka, Shipping and Receiving/Operations

Heidi Edwards, Project Coordinator

Brett Goldstein, Stadium Operations Project Assistant

Jody Lubawski, Stadium Accounting Manager

Barbara Snyder, Payroll/Benefits Administrator

Dixie Smith, Luxury Suite Manager

Nick Camerlengo, Stadium Operations Intern

Cayce Little Pastoor, Club Marketing/Guest Services Manager

Rachel Hornak, Club Marketing Manager

Meghan McCabe, Club Marketing/Guest Services Assistant

Travis Bromer, Guest Services/Tour Manager

Dave Steiner, Audio/Visual Technical Manager

Kevin Fleming, Audio/Visual Technician

Geneva Jordan, Receptionist

Brittany Bellovich, Administrative Assistant

Tim Williams, Director of Stadium Security

John Wodarek, Event Operations Heinz Field/Stage AE

IMPORTANT DATES**July 26**

Team Reports to Training Camp

Aug. 9

Hall of Fame Game vs. Minnesota

Aug. 14

Preseason Game at Jacksonville

Aug. 22

Team Breaks Camp

Aug. 23

Preseason Game vs. Green Bay

Aug. 29

Preseason Game at Buffalo

Sept. 1

Roster cut down to 75 players

Sept. 3

Preseason Game vs. Carolina

Sept. 5

Roster cut down to 53 players

Sept. 6

Club may establish a practice squad of 10 players.

Sept. 10-14

NFL Kickoff Weekend 2015

Sept. 10

Season Opener at New England

Jan. 8-10

Wild Card Weekend

Jan. 16-17

Divisional Playoffs

Jan. 20

AFC/NFC Championships

Jan. 31

AFC/NFC Pro Bowl, Honolulu, Hawaii

Feb. 7

Super Bowl 50, Santa Clara, Calif.

PITTSBURGH STEELERS *Ownership Group*



Dan Rooney



Art Rooney II



Rob Citrone



Paul Evanson



Jack McGinley



Mike McGinley



Larry Paul



Stephen Paul



Bruce Rauner



Art Rooney, Jr.



Brian Rooney



John Rooney



Paul Sams



John Stallworth



Benjamin Statler



Scott Swank



David Tepper



Thomas Tull



Peter Varischetti



Mike Wilkins

STEELERS *Training Camp History*

THE STEELERS have held their annual training camp at several locations throughout club history before settling on their current camp home at Saint Vincent College. The 2015 season marks the 50th consecutive year that the Steelers have held their preseason training camp in Latrobe, Pa. The Steelers' 50-year tenure at Saint Vincent College ranks second (tied with Minnesota) in the NFL for training camp longevity, trailing only the Green Bay Packers, who have held their preseason camp at St. Norbert College in DePere, Wisc., for 58 years. The final two weeks of the Steelers' 1966 training camp were held at Saint Vincent College after beginning camp at the University of Rhode Island.

The Steelers first full camp at Saint Vincent College took place in 1967.

The following is a complete list of places where the Pittsburgh Steelers have held their training camps, along with the years they were there:

LOCATION	YEARS
Moore Field, Pittsburgh, Pa.	1933-37
St. Francis College	1938-40
Hershey, Pa.	1941-42, 1945-46
Philadelphia, Pa.	1943
Waukesha, Wisconsin	1944
Alliance College (Cambridge Springs, Pa.)	1947-51
St. Bonaventure College	1952-57
California State Teachers College	1958-60
Slippery Rock College	1961
West Liberty College (Wheeling, W. Va.)	1962-63
University of Rhode Island	1964-66
Saint Vincent College	1966-Present



HEINZ FIELD *Fun Facts*

OWNER: Sports and Exhibition Authority of Pittsburgh and Allegheny County

DEVELOPER: Pittsburgh Steelers

TENANTS: Pittsburgh Steelers, University of Pittsburgh

ARCHITECT: HOK Sports

CONSTRUCTION MANAGER: Hunt Construction Group/Mascaro (A Joint Venture)

GROUND BREAKING: June 18, 1999

SQUARE FOOTAGE: 1.49 million square feet

SEATING CAPACITY: 68,400 seats

CLUB SEATING: 8,610 seats

SUITES: 136

CLUB LOUNGES: 3 — UPMC Club & Club West approximately 45,000 square feet, Champions Club 20,000 square feet.

RESTROOMS: 25 women's, 25 men's and 8 family.

CONCESSIONS: 50 concession stands.

MERCHANDISE: 16 Novelty Locations, 6 Gift Shops, 5 Program Stands and 4 Merchandise Locations.

LOCKER ROOMS: Steelers' locker room is 6,000 square feet, Panthers' locker room is 4,600 square feet and both visiting locker rooms are 2,600 square feet.

SCOREBOARDS: Heinz Field has two Daktronics HD LED video boards. The video board in the south end zone is 28 x 96 and during the 2014 offseason a 35 x 72 foot video board was installed in the northwest corner of the stadium. The new board features a 13HD pixel layout and gives fans that had a limited view of the main Daktronics board in the south end a perfect vantage point.

TELEVISION SETS: 650

PLAYING SURFACE: The turf is a blend of four varieties of Kentucky Bluegrass, covering just over two acres. The soil is a twelve inch, sand-based root zone, meeting USGA specifications for particle size. Under the root zone approximately 40 miles of ¾ inch piping heat the soil. Below the heating system there is a four inch layer of pea gravel which contains drain pipes that empty into a 22-inch collector pipe surrounding the perimeter of the field.

SIGHT LINES: 60 feet from sideline to first row and 25 feet from end zone to first row.

ESCALATORS: 5

ELEVATORS: 7 Passenger and 2 Freight

PEDESTRIAN RAMPS: 4

FEDEX GREAT HALL: Located on the ground level of the East side of Heinz Field. The FedEx Great Hall is home to Pittsburgh Steelers and University of Pittsburgh memorabilia, Hall of Fame artifacts, Quaker Steak & Lube and Primanti Brothers.

HIGH SCHOOL MURALS: Throughout Heinz Field there are 60 murals from area high schools that have won a WPIAL or City League Football Championship.

WPIAL CHAMPIONS AT HEINZ FIELD: Opened for the 2014 season, the display honors every WPIAL Champion since 2001, the first year of Heinz Field.

SOUTH PLAZA EXPANSION: An additional 2,633 seats were added to Heinz Field prior to the start of the 2015 season. The new seats are a mixture of general reserved seating, club seating and an additional five suites. The South Plaza will also offer three new premium concessions, Burgatory, "Mac N'at" and Papa John's Pizza.

HEINZ KETCHUP

Bottles Facts: The bottles are exact replicas—down to the embossed "57" on the bottle's neck—of the Heinz Ketchup 14 ounce glass bottle. Each bottle includes 8,000 pounds of fiberglass, 375 feet of neon tubing and 20,500 light-emitting diodes (LEDs). Each Heinz Ketchup Bottle measures 35 feet X 9 feet and each weighs 8,000 pounds, both totaling 16,000 pounds, the equivalent of 53—300 pound NFL linemen. If the Heinz Ketchup bottles were filled with Heinz Ketchup, they would contain 1,664,000 fluid ounces each. That is enough to give each person seated at Heinz Field at least one 14-ounce bottle of ketchup to take home. If both bottles were emptied, the entire football field would be covered in 3/4 of an inch of ketchup. Approximately 4,500 footballs could fit into each scoreboard ketchup bottle.



HEINZ FIELD Diagram



FOOTBALL STAFF

2015 PLAYERS

2014 IN REVIEW

STEELERS HISTORY

RECORDS

LOOKING FOR SOMETHING?



- ATM
- RESTROOM
- FAMILY RESTROOM
- ESCALATOR
- ELEVATOR
- ★ GUEST SERVICES
- PHONE
- MERCHANDISE
- FIRST AID

PITTSBURGH STEELERS *Media Guidelines*

MEDIA RELATIONS STAFF

Burt Lauten, Communications Coordinator
Dominick Rinelli, Public Relations/Media Manager
Ryan Scarpino, Public Relations Assistant
Mike Annarella, Public Relations Intern

MEDIA RELATIONS CONTACT INFORMATION

During the Week:

Direct—(412) 432-7820

Main—(412) 432-7800

Fax—(412) 432-7878

Game Day (Heinz Field):

Press Box—(412) 697-7198

Media Workroom—(412) 697-7700, x-6530

Press Box Fax—(412) 697-7125

Media-Only Site

The Steelers' Media Relations department offers a "Media-Only" section on the team's website, www.steelers.com. This service enables registered media to view the media guide, necessary game releases, stats, rosters, injury reports, quotes and much more, including media policies and information about Heinz Field. To register for this service:

Go to www.steelers.com and click on News on the top navigation bar. Media-Only Access will be the last option on the drop down bar. Click on it and register. Once your registration is approved you will receive an automated email.

You can also go directly to <http://members.steelers.com/> to register. If you have any problems, please email Teresa Varley at varleyt@steelers.nfl.com.

The Steelers reserve the right to deny access at the team's discretion to the Media-Only portion of the club's website.

PRESS INFORMATION

All Steelers press releases and weekly media packets are distributed via email and are posted on the team's Media-Only site, www.steelers.com/mediarelations/. Most general press releases are also posted on www.steelers.com. Please see the above guidelines to register for the Steelers' Media-Only site.

Please contact Steelers Media Relations to be added to the team's email distribution list for all press releases and media advisories.

Media can access the latest league press information by visiting the NFL's media site at www.nflmedia.com. The NFL's official website address is www.nfl.com.

Additional NFL news and labor-related information can be found at www.nflabor.com.

DRIVING DIRECTIONS

Directions To Heinz Field From Airport:

- Merge onto I-376 E toward Pittsburgh/Turnpike East/I-79
- I-376 East becomes I-279 North
- Continue on I-279 and take exit 1B on the left toward North Shore
- Turn slight left onto Reedsdale Street.
- Left onto Allegheny Avenue, which becomes North Shore Drive
- Follow North Shore Drive, which circles Heinz Field.

Directions To Airport From Heinz Field:

- Head South on Art Rooney Avenue toward W General Robinson Street.
- Turn Left onto W General Robinson Street.
- Turn Left onto Tony Dorsett Drive
- Turn left onto Reedsdale Street and merge onto I-279 South toward I-376 East/Fort Pitt Bridge/Airport/Monroeville.
- Continue on I-279 South and it becomes I-376 West.
- Take PA-576-TPKE E exit, EXIT 6, toward US-22/Airport
- Take exit, US 22 West toward Airport.

Directions To Steelers Practice Facility From Airport:

- Take Route 60 South toward Pittsburgh, which turns into I-279 North.
- Follow I-279 North through Fort Pitt Tunnel. Get in right lane before entering tunnel.
- Exit tunnel and follow sign toward 376 East/Monroeville.
- Get in left lane and exit left at Grant Street exit (it will be your first exit).
- Go through light and make first right turn at next light onto First Avenue.
- Make second left turn onto "B" Street.
- Make first right turn onto Second Avenue.
- Follow Second Avenue past Tenth Street Bridge, and all the way to the Hot Metal Bridge (29th Street).
- Turn right onto Hot Metal Street/29th Street and cross the Hot Metal Bridge.
- At the end of the bridge make an immediate left at the first light onto South Water Street.
- The Steelers offices are located in the fourth building on the right.

Directions To Airport From Steelers Practice Facility

- Turn left out of parking lot and go to first light.
- Turn right at light and cross Hot Metal Bridge.
- Turn left at light onto Second Avenue.
- Follow Second Avenue past 10th Street Bridge (on left) and Armstrong Tunnels (on right).
- Continue past next light and make a left on "B" Street.
- Make first right onto First Avenue and continue two blocks to light.
- Turn left onto Grant Street and stay in left lane.
- Follow signs toward I-279 South/Fort Pitt Tunnel/Airport.
- Go through Fort Pitt Tunnel and continue on I-279 South and it will turn into US 22 West/US 30 West.
- Take US 22 West toward Airport.

Directions To Steelers Training Camp From Pittsburgh (West)

- Follow I-376 East approximately 12-13 miles to the Pennsylvania Turnpike/I-76.
- Follow the Turnpike/I-76 East for approximately 11 miles.
- Take first exit (Exit #7 - Irwin) and follow signs for Route 30 East.
- Continue on Route 30 East for approximately 18 miles.
- As you come down a long hill just before getting to Latrobe, you will see a sign on the right for St. Vincent College at a traffic light.
- Turn left onto the St. Vincent campus.
- Follow the road to the right and loop left to the guard gate.
- If you arrive at Arnold Palmer Airport (on right), you've gone too far on Route 30.

PITTSBURGH STEELERS *Media Guidelines**Directions To Steelers Training Camp From East*

- Follow Pennsylvania Turnpike/I-76 West to New Stanton.
- Follow Route 119 North to Route 30 East.
- Follow Route 30 East to Latrobe.
- As you come down a long hill just before getting to Latrobe, you will see a sign on the right for St. Vincent College at a traffic light.
- Turn left onto the St. Vincent campus.
- Turn left just prior to the practice fields.
- If you arrive at Arnold Palmer Airport (on right), you've gone too far.

CREDENTIALS

Home Games: Credential requests for Steelers home games must be submitted to credentials@steelers.nfl.com no later than seven days prior to the game.

Due to recommended security procedures, user names must be provided for every credential that is requested. Please specify which credential users need field access throughout the entire game and those who need pre-game field access only.

All parties should be aware that the names submitted for the credentials must be the names that show up to the stadium with valid government-issued photo identification. Once the credentialed members of the media arrive at Heinz Field, their credential number will be on a security list and matched with a name.

Credentials cannot be transferred or altered on game days or days leading up to the game to reflect a credential user other than the person the credential was issued to by the Steelers organization.

Media who are assigned to cover every Steelers' home game may apply for season credentials. Season-long credentials will be distributed prior to the team's first preseason game.

Media who receive credentials on a game-by-game basis must pick up their credentials at Media Will Call located at Heinz Field next to the Steelers administrative offices entrance on Allegheny Avenue, across from the Carnegie Science Center. Government-issued photo identification is required to pick up credentials at Will Call.

Due to recommended security procedures, the Steelers do not mail out credentials.

Road Games: Pittsburgh media traveling to Steelers' road games must submit their requests to credentials@steelers.nfl.com no later than seven days prior to the road game.

GAME DAY*Parking*

Parking at and around Heinz Field is limited and not all credentialled media will receive a parking pass. Following are additional game day parking recommendations for media who do not receive parking passes:

Utilize parking areas Downtown, in Station Square, Rivers Casino garage or one of the Port Authority's Park and Ride Lots.

Downtown parking is available at eight (8) Pittsburgh Authority Garages, the Mon Wharf and the Convention Center. Recommended private garages include the Bruner Advertising Building, the PPG Building, Fifth Avenue Place and US Steel Building.

From Downtown parking lots, media can access Heinz

Field via sidewalks on the Roberto Clemente Bridge and the Ft. Duquesne Bridge.

Reserved, pre-sold parking lots around the stadium open five hours before kickoff.

Satellite truck parking requests must be submitted by completing the satellite parking request form which can be obtained by emailing Brittany Bellovich (bellovichb@steelers.nfl.com). Questions regarding satellite parking should be directed to Brittany Bellovich.

Television trucks will park in the satellite truck lot located on Allegheny Avenue, across from the Carnegie Science Center, adjacent to the stadium.

Due to limited space, all requests will not be granted. Requests should be submitted no later than the Monday leading up to a Sunday game.

Will Call

Media Will Call is located at Heinz Field next to the Steelers' administrative offices entrance on Allegheny Avenue, across from the Carnegie Science Center.

All media picking up credentials on game day must do so at Media Will Call.

Media Will Call opens four hours prior to kickoff.

A valid form of government-issued photo identification is required to pick up credentials.

Media Will Call is not the same as the general ticket Will Call window, which is located between the Great Hall and Gate B on the northeast side of Heinz Field.

Phone Lines

Media interested in setting up a game day phone line at Heinz Field should log onto www.steelers.com/media-phones. Please contact Greg Hoyer with any questions at (412) 697-7147.

Frequency Coordinator

Please contact the NFL Game Day Coordinator, Otto Schellin, via email at GDCSteelers@NFL.com before game day. Please be advised that the holder of NFL game credentials employing a wireless radio frequency device such as a wireless microphone, communications radio, etc. (cell phones excluded) must register their frequency information. Please distribute the attached info to your media.

Internet

The press box and photo rooms at Heinz Field are equipped with wireless internet access. You will be supplied with this information in those areas.

Directions to Heinz Field Locker Rooms From Press Box

Steelers: Exit press box to the left to elevator bank. Take elevator to ground level. Proceed straight through Steelers Administrative Offices lobby to rear doors. Walk through doors approximately 30 feet and Steelers locker room is on your right. For the Steelers interview room, make a sharp right prior to the rear doors of the Steelers lobby.

Visitors: Exit press box to the left to elevator bank. Take elevator to ground level. Proceed straight through Steelers Administrative Offices lobby to rear doors. Proceed through the rear lobby doors and make a left. Follow corridor about 50 yards. The visiting locker room is on your right. The visiting interview room is inside the locker room entrance.

PITTSBURGH STEELERS *Media Guidelines*

TRAINING CAMP

Credentials

Media seeking credentials to the Steelers training camp at Saint Vincent College (Latrobe, Pa.) must first contact the team's media relations department for approval by emailing credentials@steelers.nfl.com. Guidelines will be provided at that time. The Steelers reserve the right to deny media credentials to the team's training camp. Requests will be reviewed on a case-by-case basis.

Check-in

All media covering Steelers training camp must immediately check in at the team's media relations office located at St. Benedict Hall. All media must present a valid photo ID for a media credential.

Credentialed media will receive access to designated areas of the Steelers training camp facility, including the media workroom in Benedict Hall, practice fields and the cafeteria. Interviews are prohibited in the team's cafeteria. Media members are prohibited from entering the players'/coaches' dormitory or locker room at any time.

Parking

Upon check-in media will be provided with a parking pass and will be directed to park in the upper parking lot behind the team's dormitories. Parking passes are required for all media attending Steelers training camp.

Interviews

All interview requests must be approved by the Steelers' media relations department.

Players are generally available on the field after each practice. Locker room access is prohibited during training camp. Interviews of any kind are prohibited in the team's cafeteria.

Coach Tomlin is generally available on the field on a daily basis after the team's final practice of the day. On the days when Coach Tomlin holds his weekly press conference, he will not be available to media after practice.

The team's Offensive, Defensive, and Special Teams Coordinators and assistant coaches are generally available after each practice with the approval of the Steelers' media relations department.

All interview requests for Steelers' owners, director of football operations or other football/non-football staff must first be approved by Steelers' media relations. Live shots are allowed in designated areas at Steelers' training camp. Steelers' media relations must be notified in advance of any TV live shots.

TV/radio sit-down interviews must be approved in advance by Steelers' media relations.

Media members are permitted to utilize all social networking tools (Twitter, Facebook, blogging, text alerts, etc.) only during practices that are open to the public.

Practice Field Access

Credentialed print and electronic media are allowed to watch Steelers practices in their entirety. All media must be at field level. Media are prohibited from watching practice from the hillside without prior approval from the team's media relations department. Videotaping any portion of practice from the hillside or other remote locations is strictly prohibited. All access guidelines will be explained to media upon arrival.

All photographers (still and video) are allowed to tape warm-ups and individual position drills. Photographers are prohibited from taping any one-on-one or team drills, including 7-on-7 drills or anytime players are in a team formation. All photographers are prohibited from any use of their cameras anywhere on Saint Vincent's campus other than the designated spots on the practice fields and outside of the cafeteria.

Media are allowed to tape stand-ups during the designated periods when video cameras may shoot practice, any other exceptions must be cleared through Steelers' media relations.

Media are prohibited from interacting with players and coaches during practice.

In the event of inclement weather, the team may be forced to practice indoors. Media may be allowed to attend indoor practices (at the team's discretion), but access will be limited.

Media are asked to silence cell phones and pagers before entering the practice area.

The Steelers reserve the right to change their access policy without prior notice.

IN SEASON/OFF-SEASON

Steelers On-site Facility

All Steelers daily football operations take place at the team's headquarters at the UPMC Sports Performance Complex and not at Heinz Field. Coaches and players are at Heinz Field only on game days.

All media visiting Steelers headquarters must sign in at the front desk upon arrival and receive a day badge. Badges must be worn at all times.

All media must remain in the team's media workroom while at the team's headquarters. The team's first and second floor lobby areas are not to be used for workspace or to conduct interviews.

Media are to access the practice fields from the first floor only.

Media setting up for sit-down interviews must be chaperoned to designated areas by Steelers' media relations.

Coaching offices and team meeting rooms are off limits to media. Interviews and any videotaping in the Steelers parking lot are prohibited. The team requires all interviews at the team's headquarters only be conducted in the team's locker room and other areas specifically designated by the team's media relations department.

While we understand the importance of breaking news, our expectation is that all media that cover the team will respect club policies that close walk-thru's and offseason workouts to the media, and that media will not resort to alternate means of recording those sessions even from a remote location. Media that continue to violate this request may have their access to the team's practice facility or on game days subject to review.

Press conferences, media availabilities, open practice sessions and other Steelers activities at the UPMC Sports Performance Complex or Heinz Field may not be broadcast live by an individual or media outlet. This includes the use of social media applications such as Ustream, Periscope and Meerkat, among others.

PITTSBURGH STEELERS *Media Guidelines***Steelers South Side Camera Credential Policy**

The Pittsburgh Steelers require all visiting media who intend to use any type of electronic recording device to comply with the following policies when covering the team at club practices or events. The policies govern the online use of audio and video interviews and press conference content on non-game days and weekdays. These rules are designed to enable news organization websites to "illustrate" their coverage of the NFL with daily audio/video sound bites that supplement and complement the work of their reporters and columnists:

- All media members are required to wear credentials when on-site covering the Steelers at team headquarters.
- Camera operators may shoot video and still photos only in designated areas at the Steelers headquarters. These areas include and are limited to the practice field, locker room, media workroom and areas designated by the club's media relations department only. Still photographers do not have access to the locker room.
- Up to 90 seconds per day of audio and/or video of interviews or press conferences with NFL employees (including, but not limited to, players and coaches) or of team practice footage may be used on the Internet by credentialed news organizations. The content may not be used live and may be archived for no more than 24 hours. This applies to both game days and non-game days.

Video/audio material comprised entirely of a credentialed media organization employee providing commentary or analysis, including stand-up video/audio material shot on the field or at other stadium or club facility locations [subject to generally applicable safety and venue management restrictions or shooting locations and times], may be distributed via media organizations' Internet sites.

The usage conditions are as follows:

- The page featuring the audio/video must provide links to **NFL.com** and the corresponding club site. For example: For more info, go to **www.nfl.com** and **www.steelers.com**.
- The content may be used only in an editorial context [such as in links that illustrate stories or in multimedia news sections] and may not be presented in stand alone multimedia entertainment sections of third party websites.
- No integrated advertising is permitted. Footage may appear on pages with banners and contextual ads, but the ads may not be specifically related to the NFL audio/video content.

Practice Field Access

Only local Pittsburgh media are allowed to watch Steelers practices. All access guidelines will be explained to media upon arrival.

Out of town media are prohibited from watching any portion of the team's practices.

All photographers are allowed to tape warm-ups and individual position drills. Photographers are prohibited from taping any one-on-one or team drills, including 7-on-7 drills or anytime the players are in a team formation.

Media are allowed to tape stand-ups during the designated periods when video cameras may shoot practice.

Media may not shoot video of the team leaving the field at the end of practice.

Any other exceptions must be cleared through Steelers' media relations.

Media are prohibited from interacting with players and coaches during practice.

Media are asked to silence cell phones and pagers before entering the practice area.

The Steelers reserve the right to change their access policy without prior notice.

Media are to access the practice fields from the first floor only.

Interviews

All interview requests must be approved by the Steelers' media relations department. The Steelers ask that media respect the privacy of players/coaches/staff and refrain from approaching any members of the organization or their families at their places of residence. Media that continue to violate this request may have their access to the team's practice facility or on game days subjected to review.

Players are generally available in the locker room only at lunchtime and after practice on Wednesdays and Thursdays. Players are available in the locker room after practice only on Fridays. Player interviews are not to be conducted on the practice field or in other areas outside of the locker room, including the parking lot area, without prior approval from the Steelers' media relations department. Still photographers are not allowed in the Steelers' locker room.

Coach Tomlin will hold a weekly press conference every Tuesday at noon in the Steelers' media workroom. He will also be available after practice on Wednesdays and Thursdays (upon request) in the media workroom.

The team's Offensive, Defensive, and Special Teams Coordinators will generally be available on Thursdays. Assistant coaches are available only with the approval of the Steelers' media relations department. The best time to interview assistant coaches is as they leave the field after practice.

Only Coach Tomlin will be available to media on game days. Assistant coaches are not available for interviews on game days.

All interview requests for Steelers' owners, director of football operations or other football/non-football staff must first be approved by Steelers' media relations.

Live shots are allowed in designated areas at Steelers' headquarters. Steelers' media relations must be notified in advance of any TV live shots.

Satellite trucks are required to park on the side of the Steelers' practice facility (near the train tracks). Media must seek prior approval for any exceptions.

TV/radio sit-down interviews must be approved in advance by Steelers' media relations.

Interviews of any kind are prohibited in the team's cafeteria.

Parking

All media are required to park on the opposite side of the Steelers' indoor practice facility from the team's offices.


Media with physical disabilities should make prior arrangements with Steelers' media relations for access to handicapped parking.



> IN THE COMMUNITY

The Pittsburgh Steelers are proud to be a part of the Western Pennsylvania community.

The organization's strong commitment to this area dates back to 1933, when Arthur J. Rooney, Sr. founded the team. Steelers Chairman Dan Rooney and President Art Rooney II are known as two of the most active NFL owners and are some of Pittsburgh's most involved executives in civic affairs. Steelers players, coaches and front office staff are involved in appearances, charitable donations and outreach programs with nonprofit and community groups. It's our way of giving back to the community that has given us so much!



STEELERS Community Outreach Programs

Academics in Motion

The Steelers and PPG Foundation partner to support Academics in Motion (AIM), which uses sports as a vehicle to improve the academic, career and personal development of students from economically disadvantaged communities. The program places a youth development coach in local high schools to work with student-athletes to improve GPA and college readiness, increase graduation rates, SAT and ACT participation, parental involvement and the number of students going to college.



**American
Heart
Association®**
Learn and Live

American Heart Association

The Steelers, the NFL and the American Heart Association (AHA) partner on the Play 60 Challenge, a health and fitness program that incorporates physical activity for middle school students into daily classroom and after-school activities. The Steelers also support the AHA's annual Healthy Family Training Camp and Heart Walk.



▲ Annual Gatorade/Steelers 5K Race, Fitness Walk and Kids' Kickoff Run which helps raise money for the Art Rooney Scholarship Fund.

Art Rooney Scholarship Fund

The Art Rooney Scholarship Fund, in partnership with the Pittsburgh Promise, annually provides college scholarships for three graduating seniors at high schools located on Pittsburgh's North Side, where Art Rooney Sr. himself spent most of his life. The annual Gatorade/Steelers 5K Race, Fitness Walk and Kids' Kickoff Run is the major fundraiser for the scholarship fund. The event features a 3.1-mile level course on the North Side, highlighted by a spectacular finish in Heinz Field.

Boys & Girls Club

The Steelers annually sponsor the Boys & Girls Club of Western Pennsylvania Dapper Dan Flag Football League and host the league championships at the UPMC Sports Performance Complex indoor practice facility. Steelers players visit the different club sites.

STEELERS Community Outreach Programs



▲ (l-r) Ford representatives Kathy Wagner (11-year breast cancer survivor), Liz Dwyer (14-year survivor) and Liz Carlini, Komen Pittsburgh board president Holly Wald, UPMC representatives Dr. Sushil Beriwal, Magee-Women's Hospital of UPMC, and Dr. Priscilla McAuliffe, UPMC Passavant.

Breast Cancer Awareness

The Steelers participate in numerous breast cancer awareness initiatives each year, including: NFL Breast Cancer Awareness month, the Susan G. Komen Race for the Cure, player hospital visits and special pink-logged merchandise sales.

At the breast cancer awareness game in October, the team recognizes local breast cancer survivors in a pregame ceremony. Pink Terrible Towels are distributed to all fans at the game in partnership with UPMC and Ford. In addition, proceeds from the sale of pink Steelers merchandise are donated to breast cancer charities. Many Steelers players wear pink uniform items to bring more awareness to this important cause.

As part of the Steelers' breast cancer awareness activities, players who have a loved one affected by the disease serve as chefs at the "Cooking and Eating for a Healthy Life" class at Magee Women's Hospital of UPMC. In attendance are breast cancer survivors who enjoy the players' efforts in the kitchen.

Tight end Heath Miller and his wife Katie chair the annual Bid for Hope to benefit A Glimmer of Hope Foundation, which raises funds for breast cancer research.

Members of the Zeta Tau Alpha sorority distribute breast cancer information at Art Rooney Avenue before the breast cancer awareness game.



▲ Will Johnson is ready to serve his dish as Magee chef Jenel Gray (left), Ramon Foster (center) and Kelvin Beachum (right) look on.

Cancer Caring Center

A portion of the proceeds from the annual Steelers Style Fashion Show goes to the Cancer Caring Center. Defensive end Cameron Heyward chairs the annual Cancer Caring walk and has lunch with the top 10 fundraisers. The Cancer Caring Center is dedicated to helping people diagnosed with cancer, their families and friends cope with the emotional impact of cancer.

CASA

Steelers players annually participate in the CASA (Court Appointed Special Advocates) backpack giveaway. CASA works with children in the child welfare system that are neglected or abused. The advocates serve as a voice for the children in court and other situations to help ensure that every child has a safe, supportive and permanent home.

STEELERS Community Outreach Programs

Catholic Youth Association

The Steelers organization annually supports the Art Rooney Award dinner, named for the team's founder, Art Rooney, Sr. For more than 80 years, Catholic Youth has served the most vulnerable members of our community, children and the elderly. Former defensive lineman Brett Keisel received the 2015 Bob Prince Award.

Central Blood Bank Blood Drive

The Steelers hold an annual blood drive at Heinz Field in the fall. Please visit www.steelers.com for information about the next blood drive.



▲ Steelers Rookie Club at Children's Hospital

Children's Hospital of Pittsburgh of UPMC

Steelers players and team mascot Steely McBeam make frequent visits to Children's Hospital of Pittsburgh to bring a smile to kids who are battling health issues. Players participate in various events for patients and their families, including the WDVE Radiothon at the hospital. The team also annually holds a monetary collection at a selected home game and Children's received proceeds from the 50/50 raffle at that game.

Cystic Fibrosis

Defensive end Cameron Heyward serves as honorary co-chair of the 65 Roses Sports Auction which features several of their teammates and benefits the Cystic Fibrosis Foundation. The foundation raises funds for research to discover a cure for the disease.

Extra Mile Education Foundation

Head Coach Mike Tomlin serves as honorary chair of the annual Extra Mile golf outing. The foundation provides support for parochial elementary schools educating children of inner-city families. Extra Mile Education Foundation subsidies make tuition in the schools affordable for disadvantaged families seeking a quality, values-based education.

FITNESSGRAM

The NFL Foundation, in partnership with The Cooper Institute[®], has provided schools and after-school organizations with tested methods and tools to teach, promote, and assess physical fitness and activity in children. This partnership also makes it possible to track health-related fitness data and analyze factors that influence successful adoption of PLAY 60 programs and their potential impact on youth fitness outcomes through the established FITNESSGRAM program. There are 35 participating sites in the Pittsburgh area.

Gala Pittsburgh Sports Night

Each fall, the Steelers host a "Gala Pittsburgh Sports Night" at Heinz Field to raise much-needed funds for North Side children and their families who attend local Catholic schools. The evening features current and former athletes from the Steelers, Pirates and Penguins, as well as local universities.

Greater Pittsburgh Community Food Bank

Center Maurkice Pouncey and fullback Will Johnson annually host turkey giveaways for more than 400 needy families in the Pittsburgh area. Offensive lineman Kelvin Beachum teams up with the Food Bank on a virtual milk drive for our region's most vulnerable families. The team also supports food collection efforts through a virtual food drive.



▲ Hines Ward follows the path of his shot.

STEELERS *Community Outreach Programs*

▲ Steelers players with their Heroes at Heinz Field.

Heroes at Heinz Field

The Steelers annually partner with VA Health Care VISN 4 for a special evening at Heinz Field for Operation Enduring Freedom and Operation Iraqi Freedom veterans. Participants, many injured in the war, try out their football skills with the help of Steelers players. The players enjoy the opportunity to thank the "true heroes" for their service to ensure our continued freedom.

Holy Family Institute-Pittsburgh Steelers Courage House

Greta Rooney, wife of Art Rooney II, chairs the annual Courage House Awards luncheon. Each year a Steelers player is chosen as the Ed Block Courage Award winner for overcoming illness or injury. Linebacker Sean Spence was chosen by his teammates, and received the 2014 award from Head Coach Mike Tomlin.

KidsVoice

A current player hosts a holiday event in December for clients of KidsVoice, which diligently guides children through the court process and ensures that every agency involved meets the full range of a child's needs.

Leukemia/Lymphoma Society Light the Night Walk

For the sixth year in a row in 2014, many Steelers players and family members attended the annual Leukemia & Lymphoma Society Light the Night Walk at Heinz Field in support of leukemia survivor Elijah Smith, son of former Steelers defensive end Aaron Smith and his wife Jaimie.

Lupus Foundation

Offensive lineman Kelvin Beachum is the honorary chairperson for the annual Lupus Loop in honor of his mother who has the disease. The event raises money for research.



▲ Sean Spence with Head Coach Mike Tomlin and Sister Linda Yankoski, Holy Family president and CEO.

STEELERS Community Outreach Programs

Make-A-Wish

The Steelers organization works closely with Make-A-Wish to grant wishes. The wish experiences include meeting quarterback Ben Roethlisberger and other favorite players, a behind-the-scenes look at the Steelers practice facility and tickets to a home game. Roethlisberger makes an annual donation to Make-A-Wish from his personal foundation.



▲ Ricky poses with Troy Polamalu, Antonio Brown, Head Coach Mike Tomlin and Ben Roethlisberger while Ike Taylor and Cameron Heyward photo-bomb the group.

Muscular Dystrophy Association (MDA)

Each year, several current and former Steelers along with mascot Steely McBeam participate in MDA's Pittsburgh Muscle Team, which benefits families living with neuromuscular diseases in Western Pennsylvania. At the event, the players partner with child ambassadors who are battling the disease in a variety of fun activities.

NFL Play 60

The NFL's program for an active generation encourages kids to be physically active for 60 minutes each day in an effort to combat childhood obesity. Many Steelers events incorporate the Play 60 message with players and coaches demonstrating the importance of fitness and activity. The efforts include building Steelers Youth Fitness Zones at area non-profits and awarding grants to local schools that participate in the Play 60 Challenge. The team partners with Mid-Atlantic Dairy Association to promote Fuel Up to Play 60 (FUTP60), which encourages students to eat healthy. Offensive lineman Kelvin Beachum is the Steelers' FUTP60 spokesman, making several appearances at area schools.

NFL Walter Payton Man of the Year

The team's Walter Payton Man of the Year award is given annually to a player who best represents the late Chicago running back's commitment to community. Cornerback Will Gay was the 2014 winner.

Prostate Cancer Awareness

Each September during prostate cancer awareness month, former Steelers linebacker and prostate cancer survivor Robin Cole hosts a booth outside Heinz Field before a home game to help promote awareness of the disease. Several of Robin's brothers are also survivors, and they lost their father to prostate cancer. In tribute to his dad and to promote screening and early detection, Robin founded the Obediah Cole Prostate Cancer Foundation.

Rebuilding Together Pittsburgh

The Steelers, along with 84 Lumber and Baker Hughes, serve as sponsors of Rebuilding Together Pittsburgh. This annual program renovates the homes of veterans and elderly in the greater Pittsburgh area with a goal of safety for the homeowner. Steelers staff, players and alumni participate in the program each year, along with 84 Lumber and Baker Hughes employees.

Rookie Club

The Rookie Club enables the new players to work as a group in order to gain confidence in their ability to interact with the community as Pittsburgh Steelers. It is an introduction to community service during the players' first year with the team and provides a sense of camaraderie.

Salvation Army - Project Bundle-Up

Players and their families annually take disadvantaged children shopping for winter outerwear as part of the Salvation Army's Project Bundle-Up program. Patricia Rooney, wife of Steelers Chairman Dan Rooney, and Joe DiNardo, retired WTAE-TV weatherman, are founders of the program. Tight end Heath Miller hosts the annual miniature golf classic in the Spring. In addition, the Steelers host a monetary collection at a home game each fall and the Salvation Army received proceeds from the 50/50 raffle at that game.

STEELERS

Style

Steelers Style Fashion Show/ Alumni Weekend Dinner

The team annually holds two fundraisers as part of Steelers Style: Fashion, Food and Football. The annual fashion show features current players and their families modeling clothing from local retailers. The show is chaired by Greta & Art Rooney and Kiya & Mike Tomlin, with two current Steelers players serving as co-captains. Proceeds benefit the UPMC Sports Medicine Concussion Program and the Cancer Caring Center. The Steelers Alumni Weekend Dinner features a sampling of culinary delights, along with alumni sharing stories.

Steeley McBeam

Mascot Steely McBeam makes appearances at training camp, home games, Children's Hospital and numerous charitable events. For more information, visit www.steelers.com and click on Community.



▲ Brett and Sarah Kiesel with their children Jacob, Grace and Will, who received the Junior Swag award for their style on the runway.

United Way

The annual Hometown Huddle is a program throughout the NFL partnering players with local United Way agencies to encourage volunteerism and giving back to the community. The Steelers annually host the United Way's campaign kickoff at halftime of a preseason game, featuring three corporate participants in a field goal competition. The winner presents the United Way with its first campaign donation of the year. Steelers players and staff also participate in the annual Day of Caring. Former Steelers Rocky Bleier and Jerome Bettis helped launch a campaign to raise money for bus passes for veterans in need of transportation.



▲ President Art Rooney II (middle) with participants during the annual United Way of Allegheny County Kickoff event last year.

STEELERS Community Outreach Programs

Urban IMPACT

► Maurkice Pouncey poses with football clinic participants.



Urban Impact Foundation

The Urban Impact Foundation (UIF) is a faith-based, nonprofit corporation which fosters Christian community development on Pittsburgh's North Side. One of the outreaches is through athletic programs and events. Many Steelers players participate in a football clinic held by UIF on Pittsburgh's North Side each summer.

Head Coach Mike Tomlin participates in the annual ManUp Pittsburgh conference which encourages local men to be better fathers and role models.

Veterans/Military

Steelers players visit the local VA Hospitals to spend time with the patients who have served our country. At several home games each year, veterans and active military personnel are honored for their service to the United States.

For Veterans Day, the Steelers honor a veteran from each of the wars going back to World War II and Pearl Harbor. Color guards, representing all branches of the military, are present at each home game.

Every time the Steelers score from inside the red zone at Heinz Field, H.J. Heinz Company and Giant Eagle make a donation to the Wounded Warrior Project.

Westmoreland County Food Bank

Steelers fans attending the night practice at training camp each August help the less fortunate in Westmoreland County by donating food and money to the local food bank. Giant Eagle matches the food donation pound-for-pound which means twice as many residents are fed.

Women's Center and Shelter of Greater Pittsburgh

Cornerback Will Gay, whose mother was a victim of domestic violence, provides holiday dinners at the Women's Center & Shelter. The organization works to put a face on domestic violence and, in doing so, aims to help survivors heal, encourage batterers to seek help and build empathy and understanding of this issue.

YouthPlaces

YouthPlaces ensures that underserved, high risk youth ages 12-18 engage in quality after-school programs within their own neighborhoods that are shaped by the community and youth leaders in order to develop the skills of youth and increase their opportunity for success. Players spend time with the youth and encourage them to make good decisions in life.



USA Football Heads Up Program

The Steelers, along with the National Football League and USA Football, are working hard to improve the safety of football at all levels, especially with youth and high school players. USA Football's Heads Up Football program is a comprehensive solution to player safety which promotes coaching education and certification, equipment fitting, concussion recognition and awareness, heat and hydration, and heads up tackling. More than 150,000 coaches nationwide are implementing Heads Up Football in their programs. USA Football will train Player Safety Coaches for local leagues, who will then train the coaches, players and parents for only \$10 per coach within the organization. Learn more at www.usafootball.com.

Youth Football in Steelers Country Show on ROOT Sports

A weekly show completely dedicated to the passion of youth and high school football in Western Pennsylvania, Youth Football in Steelers Country is a must watch for anyone who loves youth football. The show airs each Saturday on ROOT Sports at 10 a.m. and can also be viewed on Steelers.com. The show features great weekly matchups at both levels of youth football, selects a Coach and Player of the Week, and gives a Most Valuable Person award. This award goes to someone who has gone above and beyond and dedicated themselves to making a better team or organization.

High School Football

Each year, the Steelers host the WPIAL Championship Games at Heinz Field in November. Each class champion is then hosted at a Steelers game to honor their accomplishment.

WPIAL Champions at Heinz Field presented by UPMC

In 2014, the Steelers unveiled an area in the west main concourse of Heinz Field to honor the WPIAL Football Champions from 2001-present. The display features current champions framed memorabilia, video highlights of the championship games, and mini-helmets of each of the teams in the WPIAL and City Leagues.

Steelers Mom's Clinic

In May, the Steelers held a free clinic for moms and their kids for a night of learning and fun. The goal was to educate mothers of youth football players about the increased efforts in safety in the sport and to enjoy the night with their children. During the clinic, the moms heard from a variety of speakers from USA Football, UPMC, Riddell and Debbie Gradkowski, mother of Steelers quarterback, Bruce Gradkowski. While the moms were in class, the kids went through a youth skills clinic with Steelers defensive back Ross Ventrone. The moms then joined the kids and were put through drills for the Heads Up Tackling program.

PROGRAMS FOR PLAYERS:

Steelers Youth Football Camps

These two-day football camps for boys and girls ages 6-14 offer instruction from the area's best high school coaches and current and former Steelers. Held in June and July at California University of PA, Slippery Rock University of PA and West Allegheny High School in Imperial, these non-contact camps provide instruction on every position, proper tackling, two tickets to a Steelers preseason game, Steelers Kids Club membership, camp t-shirt and more.

STEELERS Youth Football*Steelers/USA Football Month (August)*

The Steelers and USA Football celebrate the start of football during the preseason games through in-stadium banners, promos on the Daktronics video board and by inviting youth football teams to enjoy the preseason games. Youth football programs that have been involved with the Steelers Youth Football and USA Football's programs have had the opportunity to send some players to the games, many of which have never seen a game in person before. Among the programs that have benefitted from programs offered include the Greater 19 League, Baldwin, Braddock, Charleroi, Hopewell, Mt. Pleasant, North Shore, West Allegheny and others.

Gatorade Junior Training Camp

These non-contact camps are free for boys and girls ages 7-14, and hosted at Heinz Field during the Rib and Kickoff Festival and prior to the annual night practice during training camp outside of Latrobe Memorial Stadium. The two hour session emphasizes football fun drills, and teaches proper tackling as well as skills at running back, quarterback, wide receiver and defensive back.

Youth Football Co-Captains

With help from Dick's Sporting Goods, the Steelers have two youth football players serve as co-captains for each home game at Heinz Field. The two players enjoy pregame hospitality, sideline passes for pregame warm-ups, and tickets to the game.

Youth Football Games at Halftime

Presented by Dick's Sporting Goods, the Steelers host three youth football games at halftime during home games. Both teams get a series from the 10-yard line in a first and goal scenario, and the crowd goes crazy when they score. The teams also receive game programs, Terrible Towels and team photos.

Youth Football Teams at Training Camp

The Steelers and Dick's Sporting Goods help celebrate Back to Football by inviting youth teams to welcome the team onto the field each day of training camp. The players, decked out in their own jerseys, make a tunnel for the players as they walk to practice.

Punt, Pass & Kick

The Steelers and the NFL continue to host the league's longest running grassroots initiative at a late season home game at Heinz Field. The regional championship is held at the team's indoor practice facility during the morning, and those competitors get to enjoy the game at Heinz Field and display their passing talents at halftime.

Youth Football Camp in Mexico

In April, the Steelers headed to Cancun, Mexico to host an adult and youth football camp for fans of all ages. The camp stressed proper fundamentals that were taught by Steelers center Maurkice Pouncey, offensive lineman Kelvin Beachum, cornerback Will Gay, linebacker Jarvis Jones, and Steelers Alumni Greg Lloyd and Antwaan Randle El.

PROGRAMS FOR COACHES:*Steelers Coaching Clinic*

This annual youth football coaching seminar incorporates classroom instruction, roundtable discussion, and on-field sessions with our Coach of the Week winners. In addition, coaches are educated on Health & Safety with a speaker from the UPMC Concussion Program. Speakers included Coach Mike Tomlin as well as Steelers Alumni Chris Hoke and Merrill Hoge.

Steelers Strength & Conditioning Clinic

This event is designed for youth and high school coaches who are interested in learning more about training and conditioning their athletes in a safe manner, while using the latest techniques. Steelers staff members provide training and coaches are also able to visit display booths filled with the best training tools from the Steelers Training Partners.



High School Coach of the Week

Each week, a local coach is honored as a High School Coach of the Week. This coach has either led his team to a big victory, an upset win, or done something special in their community. Each winner is invited to a Steelers home game, presented with a certificate, and receives a \$1,000 grant from the Steelers and the National Football League Foundation. A Coach of the Year is also selected, and his program receives a \$2,000 grant to improve his football program.

2015

STAFF

PITTSBURGH STEELERS



Steelers



MIKE TOMLIN HEAD COACH

Mike Tomlin was named the 16th head coach in Pittsburgh Steelers history on January 22, 2007. Hired at the age of 34, Tomlin became only the third head coach hired by the Steelers since 1969.

Through eight seasons, Tomlin has accomplished many things that have never been done in the team's storied history. His 82-46 regular-season record (.641) is the best start in franchise history, and he became the youngest head coach in NFL history to both coach in and win a Super Bowl when he led the Steelers to a 27-23 victory over the Arizona Cardinals in Super Bowl XLIII (36 years, 323 days). By winning the Super Bowl in only his second season as a head coach, he also became the fastest to win a Super Bowl title in Steelers history.

In his eight years as head coach of the Steelers, Tomlin has led Pittsburgh to four AFC North titles (including 2014) and has guided the Steelers to the playoffs five times, including two trips to the Super Bowl (XLIII and XLV). Tomlin has won at least five home games in each of his first eight years, including six at Heinz Field in 2014.

Tomlin has sent a total of 45 selections to the NFL's annual Pro Bowl, including five following the 2014 season. Additionally, Tomlin was appointed by Commissioner Roger Goodell to the NFL's Competition Committee in March, 2013.

Tomlin is one of only seven coaches in league history to win a Super Bowl within his first two seasons as an NFL head coach. Tomlin is the only head coach in Steelers history to lead the team to two Super Bowls in his first four seasons at the helm, including an appearance against the Green Bay Packers in Super Bowl XLV. He is one of only two Steelers head coaches to win three division titles in his first four seasons.

Tomlin is very active in the community and was recognized, along with his wife Kiya, in February, 2013, by the Chuck Cooper Foundation with the Career Achievement in Leadership Diversity and Community Service Award. He has also been a spokesman for the Steelers' and UPMC Sports Medicine's "Don't Hit the Head, Don't Use the Head" program, which is in conjunction with USA Football's Head's Up program that promotes safety in all levels of football. Tomlin is also a member of the All-Pro Dad Team and serves as an honorary chair for the annual Extra Mile golf outing, which provides support for parochial elementary schools educating children of inner-city families.

In 2014, Tomlin, who has a defensive coaching background, orchestrated one of the top offensive outputs in team history in 2014. The Steelers broke numerous offensive records, including points scored (436), total yards (6,577), passing yards/game (301.6) and total first downs (379).

On an individual basis in 2014, Tomlin guided quarterback Ben Roethlisberger, wide receiver Antonio Brown and running back Le'Veon Bell – whom all made the Pro Bowl – to record-setting years. Roethlisberger had personal bests in passing yards (4,952), completions (408) and passing TDs (32, 1-2007), while Brown established team records for receptions (129), receiving yards (1,698) and receiving TDs (13). Bell, in his first full year as a starter, who was also named Team MVP, broke the Steelers' records for scrimmage yards (2,215) as well as receptions (83) and receiving yards (854) by a running back.

Over the past two seasons, Tomlin has led the team to a 7-1 record in the month of December, winning each of the last four in 2014 to capture the AFC North title.

Arguably one of his best coaching performances may possibly have come in the second half of the 2013 season. Despite an 0-4 and 2-6 start to the season, the Steelers finished the regular season surging to a 6-2 second-half record, falling just short of the playoffs. However, he rallied the team despite numerous injuries on both sides of the ball, to stick together and finished second in the AFC North.

In 2012, Tomlin led the Steelers to a 27-10 victory over the New York Jets in the home opener, becoming the first coach in team history to win his first six home openers. The Steelers finished the season with the top-ranked overall defense (275.8 yards/game) and finished first in passing defense (185.2 yards/game).

In 2011, Tomlin led the Steelers to a 12-4 record, marking the second straight season the team posted 12 wins, which was only the second time in team history it had been achieved. The Steelers finished the season with the top-ranked total defense (271.8 ypg) and scoring defense (14.2 ppg). Pittsburgh posted a 7-1 record at home in 2011, for the second time in Tomlin's career (2007). He also had five players (Roethlisberger, Mike Wallace, Maurkice Pouncey, Polamalu and Brown) selected to the Pro Bowl following the season.

TOMLIN'S

Coaching Experience

Total Coaching Experience

21 Seasons

NFL Coaching Experience

15 Seasons

Coaching Timeline

1995

Virginia Military Institute
Wide Receivers

1996

University of Memphis
Graduate Assistant

1997

Arkansas State University
Wide Receivers

1998

Arkansas State University
Defensive Backs

1999-PRESENT

University of Cincinnati
Defensive Backs

2001-2006

Tampa Bay Buccaneers
Defensive Backs

2008

Minnesota Vikings
Defensive Coordinator

2007-PRESENT

Pittsburgh Steelers
Head Coach

Tomlin's seven road wins during the 2010 regular season tied a Steelers record previously set in 1978 and 2004. The Steelers finished second in total defense under Tomlin's guidance in 2010, allowing only 276.8 yards per game. Pittsburgh led the NFL and set a team record in rushing defense, yielding only 62.8 yards per game (1,004 yards), the third-best total in NFL history dating back to 1970. The Steelers also established an NFL record in 2010 by not allowing an opponent to rush for more than 75 yards in any of their first eight games during the regular season.

In all, the Steelers' defense led the NFL in 2010 in rushing yards allowed (62.8 yds./game), points allowed (232), touchdowns (22), quarterback sacks (48), rushing average (3.0), yards per play (4.5) and yards allowed on first down (4.08). It finished second in the league in passing average (6.31), turnover advantage (+14) and red-zone efficiency (40.0, tied).

Under Tomlin, the Steelers broke new ground on offense in 2009. Pittsburgh's offense ranked seventh in the NFL (ninth passing, 19th rushing) but became the first unit in team history to boast a 4,000-yard passer (Roethlisberger), two 1,000-yard receivers (Hines Ward, Antonio Holmes) and a 1,000-yard rusher (Rashard Mendenhall) in the same season. Pittsburgh's defense ranked fifth in the NFL (third vs. run, 16th vs. pass) while leading the AFC and finishing one shy of the NFL lead with 47 quarterback sacks.

The Steelers continued to be dominant at Heinz Field under Tomlin in 2009. Pittsburgh finished with a 6-2 home record after finishing 7-1 (2007) and 6-2 (2008) at home during Tomlin's first two seasons.

Tomlin finished the 2008 season with a 12-4 record and his second consecutive AFC North Division title, becoming the only Steelers head coach to win division crowns in each of his first two seasons. He also set a record with 22 regular-season wins in his first two years at the helm and is the only Steelers head coach to win at least 10 games in each of his first two seasons. Tomlin's 688 winning percentage (22-10) after two years is the best in Steelers history.

The Steelers' defense was dominant under Tomlin's guidance in 2008, leading the NFL in total defense (237.2), pass defense (156.9), points per game (13.9), total yards per play (3.9), rushing yards per attempt (3.3), passing yards per attempt (4.7) and third-down efficiency (31.4), while finishing second in rushing defense (80.3).

Tomlin led the Steelers to a 10-6 record in 2007 and became just the second coach in team history to post a winning record, win a division title and earn a playoff berth in his inaugural season. Tomlin began his head coaching career by becoming only the second Steelers head coach to win his first three games. During 2007, the Steelers became just the fifth team in NFL history to win their first four home games by at least 20 points.

Tomlin guided the Steelers to the NFL's top-ranked defense in 2007, yielding only 266.4 yards per game. The Steelers' defense ranked third in the NFL against both the run (89.9 avg.) and the pass (176.5 avg.), and also finished third in the league in total yards allowed per play (4.6). Pittsburgh's defense led the NFL in passing yards per play (5.7) and first downs allowed per game (15.6), and finished second in the league in points allowed per game (16.8).

The Steelers' offense finished third in the NFL in rushing (135.5 avg.) during Tomlin's first season, sparked by Willie Parker, who led the league in rushing before injuring his leg in Week 16. Roethlisberger enjoyed a record-setting season during Tomlin's first year, establishing new team records for touchdown passes (32) and passer rating (104.1) while earning his first career Pro Bowl appearance.

Tomlin was the NFL's second-youngest head coach in 2007, and he became only the second Steelers' coach in team history to win at least 10 games during his first year at the helm. The Steelers posted a 7-1 record at home in 2007 and were 5-1 in the AFC North (3-0 at home).

Tomlin spent the 2006 season as the Minnesota Vikings' defensive coordinator. That season, the Vikings ranked eighth in the NFL in total defense and first against the run while not allowing a 100-yard rusher the entire season.

Tomlin was the defensive backs coach with the Tampa Bay Buccaneers from 2001-05. In 2002, Tomlin guided one of the most productive defensive backfields in the NFL, culminating with its performance in Super Bowl XXXVII. The secondary recorded four of the team's five interceptions, returning two for touchdowns, to help Tampa Bay capture the franchise's first Super Bowl title.

Before joining Tampa Bay's staff, Tomlin served two seasons as the defensive backs coach at the University of Cincinnati (1999-00). He took over a secondary that ranked 111th in the nation in pass defense in 1998 and helped them improve to 61st overall in his first season. Under Tomlin's direction in 2000, the Bearcats ranked eighth in the nation in interceptions as well as fourth nationally in total turnovers.

Prior to joining the Cincinnati staff, Tomlin had a short stint on the coaching staff at Tennessee-Martin and then spent two seasons at Arkansas State, coaching wide receivers in 1997 before switching to defensive backs in 1998. Tomlin spent the 1996 season as a graduate assistant at the University of Memphis, where he worked with the Tiger defensive backs and special teams units. He began his coaching career in 1995 as wide receivers coach at Virginia Military Institute.

Tomlin was a three-year starter at wide receiver at William & Mary (1990-94) and finished his career with 101 receptions for 2,054 yards and 20 touchdown catches. A first-team All-Yankee Conference selection in 1994, he established a school record with a 20.2 yards-per-catch average.



JOHN MITCHELL ASSISTANT HEAD COACH/DEFENSIVE LINE

John Mitchell is in his 22nd season as the Steelers' defensive line coach, ranking him as the longest-tenured current member of the Steelers' coaching staff. He remained with the team following Mike Tomlin's hiring in January of 2007, and was promoted to assistant head coach.

Mitchell joined the Steelers' coaching staff January 31, 1994, and is in his 43rd season of coaching, including 15 years at the college level and two in the United States Football League. This is his 25th season as an NFL coach.

Under his guidance, Pittsburgh's defensive front helped the Steelers lead the NFL in rush defense five times and finish in the top three on 13 separate occasions. The team only allowed one 100-yard rusher for a stretch of 50 straight regular-season games from 2007-10, and in 2010, the defense allowed just 62.8 rushing yards per game. That figure is a team record and is the third-fewest average in a single season out of any NFL team since the 1970 NFL merger.

Defensive end Cameron Heyward had his finest season of his young career in 2014. He started all 16 games for the first time in his career, and he set a career-high with 7.5 sacks, tying for the team lead. He became the first defensive lineman since 2004 (Aaron Smith) to lead or tie for the team lead in sacks in a single season. He also led the team with 21 quarterback pressures.

The Steelers' defensive line guided the group to tops in the NFL in total defense and second in rush defense, giving up 90.6 rushing yards per game in 2012. Defensive end Brett Keisel led the team with a career-high 40 quarterback pressures. He also led the line with 58 tackles and had the second-most sacks (4.5) in a single season in his career (5.5, 2006).

In 2011, the Steelers defense continued to dominate opposing offenses, only giving up 4.5 yards per play, 271.8 yards per game and 14.2 points per game, ranking first in the NFL in all three categories. Pittsburgh put on a defensive showcase in 2010 by leading the NFL in at least eight categories, including total sacks (48) and fewest points allowed (232). They became the first team in NFL history to hold their opponents to 75 or fewer rushing yards in each of their first eight games.

Strong play by Mitchell's line was a huge reason why the Steelers finished the 2008 regular season second overall in the NFL against the run. In 2009, Pittsburgh's defense ranked fifth in the NFL while leading the AFC and finishing one shy of the NFL lead with 47 sacks. Mitchell was instrumental in the development of five-time Pro Bowler Casey Hampton, who became the first Steelers defensive lineman to be named Steelers' MVP or Co-MVP since Hall of Famer Joe Greene in 1970.

A former All-America defensive end for Alabama, Mitchell was the first African-American to play for the University of Alabama. Mitchell's early years in coaching were spent studying under two of college football's greatest coaches, as he was the defensive line coach under Paul "Bear" Bryant at Alabama (1973-76) and the defensive line coach at Arkansas (1977-82) under Lou Holtz.

In 1983, Mitchell made his first move to the professional level. From 1983-95 he served as the defensive line coach for the USFL's Birmingham Stallions. He returned to the college ranks in 1986 as the defensive ends coach at Temple University. Mitchell was then hired by Louisiana State University in 1987. He spent four years at LSU, coaching linebackers (1987-90). In 1990, Mitchell also served as LSU's defensive coordinator, becoming the first African-American defensive coordinator in SEC history.

Mitchell joined the NFL ranks in 1991 with the Cleveland Browns, where he tutored two Pro Bowl defensive tackles, Michael Dean Perry and Rob Burnett. Mitchell accepted his current appointment following three seasons coaching the defensive line for the Browns.

A two-time All-America defensive end at Eastern Arizona Junior College from 1969-70, Mitchell then transferred to Alabama. A starter at defensive end from 1971-72, Mitchell earned All-America honors in 1972. He earned a bachelor's degree in social work in 1972, and in 2009 he was elected into the Alabama Sports Hall of Fame.

Born in Mobile, Ala., Mitchell and his wife, Joyce, live in Pittsburgh.

MITCHELL'S

Coaching Timeline

1973-1978

University of Alabama
Defensive Line

1977-1980

University of Arkansas
Defensive Line

1983-1985

Birmingham Stallions (USFL)
Defensive Line

1986

Temple University
Defensive Ends

1987-1988

Louisiana State University
Linebackers

1989

Louisiana State University
Defensive Coordinator/
Linebackers

1991-1993

Cleveland Browns
Defensive Line

1994-2006

Pittsburgh Steelers
Defensive Line

2007-2015

Pittsburgh Steelers
**Assistant Head Coach/
Defensive Line**



➤ TODD HALEY OFFENSIVE COORDINATOR

Todd Haley is in his fourth season as the Steelers' offensive coordinator, after being hired on February 7, 2012. Haley is in his 21st season in the NFL and his 19th as a coach.

The Steelers' offense had a record-setting season in 2014, establishing new franchise single-season records in points (436), total net yards (6,577), passing yards per game (301.6), total first downs (379) and individual 100-yard receiving games (12). Pittsburgh's offense also finished first in the NFL in time of possession (32:24), yards per first-down play (6.42) and tied for first (Green Bay) in the NFL in yards per play (6.2). Pittsburgh also scored 30 points seven times on the season to tie a franchise record for most 30-point games in a single season (1975 and 1979).

Quarterback Ben Roethlisberger, wide receiver Antonio Brown and running back Le'Veon Bell each broke multiple single-season team records and guided the offense to one of its best seasons in Steelers history in 2014. Each earned a trip to the Pro Bowl, along with center Maurkice Pouncey. In 2014, the Steelers became the first NFL team since the 1976 Baltimore Colts to have three different players finish in the top-two in passing yards, receiving yards and scrimmage yards.

Roethlisberger threw for a team record 4,952 yards, which was also tied for the most in the NFL (Drew Brees, New Orleans). He also set the single-season team record with 408 completions. Brown set a single-season Steelers' record in receptions (129), receiving yards (1,698) and receiving touchdowns (13). Bell set the single-season team record for yards from scrimmage (2,215), receptions by a running back (83), receiving yards for a running back (854) and total first downs (114).

In 2013, the team scored at least 20 points in each of the last nine games, marking the first time the Steelers scored at least 20 points in at least nine regular-season games since 2002. Brown was named Steelers MVP and earned his second trip to the Pro Bowl. Despite missing the first three games due to injury, Bell led the team in carries (244), rushing yards (860) and rushing touchdowns (8).

In 2012, his first season as offensive coordinator, the Steelers' offense finished second in the NFL in time of possession (32:07), fourth in red zone scoring (91.8%) and 10th in third-down efficiency (42%).

Prior to joining the Steelers, Haley was the head coach of the Kansas City Chiefs for the majority of three seasons (2009-11). In his second season as the Chiefs' head coach, the team completed the greatest single-season turnaround in franchise history, and the 2010 Chiefs reached the post-season for the first time since 2006. Following the club's highest win total since 2005, Haley was named the 101 AFC Coach of the Year voted on by national media members and was also awarded NFL Alumni Coach of the Year.

Before becoming head coach of the Chiefs, he served as the Arizona Cardinals' offensive coordinator for two seasons (2007-08). During his tenure with the Cardinals, the team won the club's first division title since 1975 and played in Super Bowl XLIII. Under Haley's guidance, Arizona's offense was one of the league's most explosive units. In 2008, Arizona tied for third in the league with a franchise-record 427 points, finished fourth in total offense, averaging 365.8 yards per game and finished second in the league in passing offense. The Cardinals also became just the fifth team in NFL history to have three wide receivers eclipse 1,000 yards in the same season.

From 1999 to 2006, Haley spent time as wide receivers coach for the Dallas Cowboys, Chicago Bears and New York Jets, helping each team earn a playoff berth. Haley began his NFL career as an assistant in the Jets scouting department in 1995, where he scouted regionally and assisted in player evaluations.

Haley earned a degree in communications from the University of North Florida in 1991. In February of 2010, Haley was recognized with the Distinguished Alumni Achievement Award, the highest award given by the University of North Florida Alumni Association, recognizing those who have made a significant contribution to their profession, community and society. He was a member of the golf squads at the University of Florida and the University of Miami, and participated in the NCAA golf tournament during his time with the Gators.

Haley is the son of Dick Haley, former Director of Player Personnel for the Pittsburgh Steelers (1971-91). As a youth, Haley was a ball boy for the Steelers and attended Steelers training camps with his father. Alongside his father, Haley would watch the Steelers' game and practice film.

Haley was born in Atlanta, Ga., but attended Upper St. Clair High School in Pittsburgh, Pa. He and his wife, Chrissy, have four daughters, Taylor, Peyton, Kady and Ella, and one son, Richard Todd, Jr.

HALEY'S

Coaching Timeline

1995-1998

New York Jets
Scouting Department
Assistant

1999-2000

New York Jets
Wide Receivers/
Offensive Assistant

2001-2002

Chicago Bears
Wide Receivers

2003-2006

Dallas Cowboys
Wide Receivers

2007

Dallas Cowboys
Passing Game Coordinator/
Wide Receivers

2007-2008

Arizona Cardinals
Offensive Coordinator

2009-2011

Kansas City Chiefs
Head Coach

2012-PRESENT

Pittsburgh Steelers
Offensive Coordinator



➤ KEITH BUTLER DEFENSIVE COORDINATOR

Keith Butler is in his first season as the team's defensive coordinator, after being promoted to the position on January 13, 2015.

Butler had served as the team's linebackers coach for 12 seasons (2003-2014). He was originally hired by the Steelers on January 28, 2003, after serving the previous four seasons (1999-2002) as the linebackers' coach of the Cleveland Browns. Butler remained on the Steelers' staff following Mike Tomlin's hiring in January of 2007.

Butler and Tomlin previously worked together at Memphis in 1996, when Butler coached the linebackers, defensive ends and special teams units, and Tomlin served as the Tigers' defensive backs coach.

Since Butler arrived in Pittsburgh in 2003, he has been instrumental in the development of the Steelers' highly touted linebacking corps. He was honored in 2008 when he was named NFL Linebacker Coach of the Year by Pro Football Weekly.

In 2014, the linebacking unit was led by Lawrence Timmons, who was selected to his first Pro Bowl. The iron man started all 16 games on the season, and has started a team-best 69 consecutive regular-season games. Timmons led the team with 132 tackles, which was good for second-best in the AFC. It marked the fourth time in the last five seasons he recorded at least 100 tackles in a single season.

Butler also was reunited with James Harrison in 2014. Harrison was signed early in the season due to a number of injuries sustained by the linebacking group. He recored 5.5 sacks on the year and moved into second place on the team's all-time sacks list with 69.5, since sacks became an official statistic in 1982. Harrison also tied Jason Gildon for the most-multi sack games in team history (17).

In 2013, linebackers Timmons and Jason Worlds led a unit that lost two veterans, Larry Foote and LaMarr Woodley, to season-ending injuries. Timmons led the team with a career-high 155 tackles. Worlds led the team with a career-high eight sacks.

Butler's linebackers helped Pittsburgh's defense secure the NFL's number-one ranking in 2012. Five different linebackers each recorded four or more sacks in 2012 for the first time in team history, since sacks became an official statistic in 1982. Timmons had a memorable 2012 campaign, as he became the first Steeler to lead the team or tie for the team high in tackles, interceptions and sacks since Joey Porter in 2002.

Butler's guidance helped Harrison become one of the league's most elite performers. Harrison, the 2008 NFL Defensive Player of the Year, earned two straight team MVP awards (2007-08), recorded the longest interception return in Super Bowl history, a 100-yarder for a touchdown in Super Bowl XLIII, and five straight Pro Bowl Selections (2007-11). Harrison still holds the team record for sacks in a season, a career-high 16 in 2008.

Butler's coaching also guided Woodley, who owns an NFL record for posting two sacks in each of his first four postseason games. Besides Harrison, Woodley is the only player in team history to record 10 or more sacks in a season for three straight years (2008-10). Harrison and Woodley have accounted for two of the top four sack totals by a Steelers' duo in team history. The two teamed up in 2008 to produce the most sacks in a single-season by a duo (27.5).

Prior to joining the Browns' staff, Butler spent nine years coaching in the college ranks, beginning at his alma mater, Memphis, where he coached linebackers from 1990-97, and also coached defensive ends and special teams (1995-97). He then served as defensive coordinator and linebackers coach at Arkansas State in 1998.

Butler was selected by the Seattle Seahawks in the second round of the 1978 NFL Draft and played linebacker for 10 seasons (1978-87), all with Seattle. He started 132-of-146 games in his career, and still ranks second on the club's all-time tackles list with 813.

A three-year starter at inside linebacker for Memphis, Butler led the team in tackles his junior and senior seasons. He finished his collegiate career with 384 tackles and seven interceptions. He was named a 1977 Associated Press All-American and played in the 1977 Senior Bowl and Blue-Gray All-Star Game. Butler was born in Anniston, Ala. He and his wife Janet have three sons, Blake, Brandon and Brett.

BUTLER'S

Coaching Timeline

1990-1997

University of Memphis
Linebackers

1995-1997

University of Memphis
Linebackers/Defensive Ends
& Special Teams

1998

Arkansas State University
Defensive Coordinator
& Linebackers

1999-2002

Cleveland Browns
Linebackers

2003-2014

Pittsburgh Steelers
Linebackers

2015

Pittsburgh Steelers
Defensive Coordinator



➤ DANNY SMITH SPECIAL TEAMS COORDINATOR

Danny Smith is in his third season with the Steelers as the special teams coordinator. Smith was hired on January 31, 2013.

In 2014, Smith got solid efforts from kicker Shaun Suisham and punter Brad Wing. Suisham made 29-of-32 field goal attempts and all 45 of his PATs for a total of 132 points, good for fourth in the AFC. Entering the 2015 season, he is the Steelers' all-time field goal percentage leader (.879). In Smith's two seasons as special teams coordinator, Suisham is 59-of-64 on FGs (.922), the second-highest conversion percentage in the league during that span.

Wing averaged 43.7 yards per punt in his debut NFL season in 2014. His gross punting average was the fifth-highest total in team history for a rookie or first-year player in a single season. Wing also landed 20 punts inside the opponent's 20-yard line and had a season-long punt of 74 yards.

In the Steelers' Week 17 showdown with the Cincinnati Bengals, the AFC North Championship was on the line, Smith's punt return units cleared the way for Antonio Brown to return a punt 71 yards for a touchdown. It marked the second straight season Brown returned a punt for a touchdown against Cincinnati.

In his first season as the Steelers' special teams coordinator in 2013, Suisham had a career year, connecting on 30-of-32 field goals, which are a career high and are tied for the third-most field goals made in a single season in Steelers history. His 93.8 field goal percentage (minimum 15 attempts) also set a new single-season team record.

In addition to being selected to the Pro Bowl as a wide receiver in 2013, Brown was also selected as a return specialist. He recorded a 67-yard punt return for a touchdown in Week 15 versus Cincinnati, which was one of his five returns of 40 or more yards on the season.

Prior to joining Pittsburgh, Smith served as the Washington Redskins' special teams coordinator from 2004-2012. He helped establish Washington's special teams as one of the top coverage and return units in the NFL.

In 2011, Smith's special teams units ranked first in the NFC in kickoff return average allowed (20.8 yards) for the second consecutive season. Also in 2011, Smith guided Graham Gano to a career season. Gano finished the season with a career-high 31 field goals made. In Week 9, Gano set a team record for the longest field goal, when he connected on a 59-yarder.

The Redskins finished first in the NFC in kickoff return average allowing 19.0 yards per return, and second in the NFC in opponent's average starting position on kickoffs (23.7-yard line) in 2010.

Smith's teams also produced two of the biggest plays of the 2009 Redskins' season. Hunter Smith had an eight-yard touchdown run on a fake field goal in Week 1, and he threw a 35-yard touchdown in Week 10. In doing so, Smith became the first specialist in NFL history to rush for a touchdown and throw a touchdown in the same season.

Smith's units ranked among the best in the NFL in 2006, finishing fourth in the NFL in kickoff coverage and eighth in the NFL in punt coverage. The season was filled with numerous special teams splash plays, including one kickoff return for a touchdown, one punt return for a touchdown, two blocked punts and one blocked field goal.

Prior to joining the Redskins, Smith was the special teams coordinator for the Buffalo Bills (2001-03), coached tight ends for the Detroit Lions (1999-2000), and he split duties as the defensive backs and special teams coach for the Philadelphia Eagles (1995-98).

Smith spent eight years (1987-94) as an assistant coach for Georgia Tech, where he coached running backs, wide receivers and defensive backs. He was on the staff for the Yellow Jackets' 1990 team that was named co-NCAA National Champions.

Smith played defensive back for Edinboro State from 1971-1975. His first collegiate coaching position came as a graduate assistant at his alma mater in 1976. Smith also was an assistant coach at Clemson University (1979), The College of William & Mary (1980-83) and The Citadel, the Military College of South Carolina (1984-86).

Born and raised in Pittsburgh, Smith attended Pittsburgh Central Catholic High School. He coached at Central Catholic (1977-78), helping tutor future Pro Football Hall of Fame quarterback Dan Marino. Smith is married to Elaine, of Ambridge, Pa. They have three children, Erin, Courtney and Jason.

SMITH'S

Coaching Timeline

1975

Edinboro State
Graduate Assistant

1976-1978

Pittsburgh Central
Catholic High School
Defensive Backs

1979

Clemson University
Graduate Assistant

1980-1983

The College of William &
Mary Assistant

1984-1986

The Citadel, The Military
College of South Carolina
Assistant

1987-1994

Georgia Institute of
Technology (Georgia Tech)
Running Backs/Wide
Receivers/Defensive Backs

1995-1998

Philadelphia Eagles
Defensive Backs/
Special Teams

1999-2000

Detroit Lions
Tight Ends

2001-2003

Buffalo Bills
Special Teams Coordinator

2004-2012

Washington Redskins
Special Teams Coordinator

2013-2015

Pittsburgh Steelers
Special Teams Coordinator



JAMES DANIEL TIGHT ENDS COACH

James Daniel is in his 12th season with Pittsburgh after remaining with the team following Mike Tomlin's hiring in January of 2007. Daniel was named the Steelers' tight ends coach on January 24, 2004.

Under Daniel's guidance, tight end Heath Miller has become one of the top pass catchers in franchise history. Entering the 2015 campaign, Miller ranks in the top-10 in franchise history in receptions (third-532), receiving yards (third-6,034) and receiving touchdowns (fourth-43). His receptions, receiving yards and receiving touchdowns are also the most by a tight end in team history.

For the fifth time in his career, Miller totaled at least 50 receptions in 2014 (66), and he registered more than 500 receiving yards for the eighth straight season. He recorded a catch in all 16 games in 2014, to extend his personal-best streak to 97 regular-season games in which he has played in with at least one catch. Miller's team-best streak began during the 2008 season and is the second-longest streak in team history (Hines Ward, 186).

Miller posted his third career 100-yard receiving game in 2014, totaling 112 yards on seven receptions on October 26, 2014 versus the Colts. It marked the 10th occurrence in team history that a tight end recorded 100 yards in a single game during the regular season.

In 2012, Miller became the first Steelers' tight end to ever be selected as team MVP. He also was selected to his second career Pro Bowl. Miller's 71 receptions on the season led the team and ranked second in the AFC among tight ends, and he set career highs with 816 receiving yards and eight receiving touchdowns.

In 2010, Miller was named an offensive co-captain for the first time in his career, following his 2009 Pro Bowl season. In 2009, he broke the team's single-season record for receptions by a tight end, recording 76.

In 2007, Daniel groomed a young group of tight ends that finished the season with 11 receiving touchdowns, which are the most combined receiving touchdowns of any Steelers' tight end corps in team history.

During his tenure with the Atlanta Falcons (1997-2003), Daniel was instrumental in the development of Pro Bowler Alge Crumpler. Daniel began his NFL coaching career as the tight ends coach of the New York Giants from 1993-96. However, Daniel's first experience in the NFL came through the NFL's Fellowship Program in 1988 with the New Orleans Saints, and in 1992 with the Denver Broncos, who were led by Head Coach Dan Reeves. Daniel served under Reeves for his first 11 years in the NFL.

He began his coaching career in the college ranks as the offensive line coach at Auburn University (1981-92) for Head Coach Pat Dye. During Daniel's 12 years at Auburn, the Tigers appeared in nine postseason bowl games, four of his linemen earned All-America honors and several were selected All-SEC.

Prior to Auburn, Daniel coached for seven years at Enterprise High School (Enterprise, Ala.) from 1974-80. During his tenure, 11 of his offensive linemen earned college scholarships.

A native of Wetumpka, Ala., Daniel was a three-year starter (offensive guard) and four-year letter winner at Alabama State University from 1970-73. Daniel is married to Myrtis.

DANIEL'S

Coaching Timeline

1974-1980

Enterprise High School
(Enterprise, Ala.)
Offensive Line

1981-1996

Auburn University
Offensive Line

1997-2003

New York Giants
Tight Ends

2004-2015

Atlanta Falcons
Tight Ends

2004

Atlanta Falcons
Offensive Line

2004-2015

Pittsburgh Steelers
Tight Ends



➤ RANDY FICHTNER QUARTERBACKS COACH

Randy Fichtner is in his sixth season coaching the Steelers' quarterbacks after spending three seasons as the team's wide receivers coach. Fichtner was hired by Mike Tomlin on January 29, 2007.

In Fichtner's five seasons (2010-14) as the team's quarterbacks coach, quarterback Ben Roethlisberger has put up very impressive numbers. Over that span, he has thrown for 19,755 yards (7th in NFL) and 124 touchdowns (9th in NFL) for a passer rating of 96.0 (7th in NFL). Roethlisberger has also been selected to two Pro Bowls in that span (2012, 2015).

In addition, Roethlisberger has a completion percentage of 64.1, has thrown 145 passes of 25+ yards and has a record of 46-26 in the regular season. In the five seasons under Fichtner's guidance, Roethlisberger has recorded five of his top-six highest season averages when it comes to passing yards per game.

Roethlisberger had a season for the ages in 2014, as he set numerous single-season team records, including attempts (608), completions (408), completion percentage (67.1), passing yards (4,952) and 300-yard games (9). Roethlisberger also tied his single-season record with 32 touchdown passes (2007) and finished tied for the NFL lead (Drew Brees, New Orleans) in passing yards.

In Week 8 versus Indianapolis in 2014, Roethlisberger set the single-game team record in completions (40), passing yards (522) and passing touchdowns (6). The 522 passing yards tied for the fourth-most in a single game in NFL history. The following game, Week 9 versus Baltimore, Roethlisberger threw six more touchdowns to give him an NFL record 12 touchdown passes in a two-game span.

Roethlisberger was named to his third Pro Bowl following the 2014 season. He earned AFC Offensive Player of the Week honors in back-to-back weeks (8-9) and he was named FedEx Air Player of the Week four times (Weeks 8-9 and Weeks 14-15) during his 2014 campaign.

Roethlisberger was selected to his second career Pro Bowl after the 2011 season. He was twice named AFC Offensive Player of the Week, recorded five 300+ passing yard games and broke the team's all-time record for career completions (2,090).

In Fichtner's final year as wide receivers coach in 2009, the Steelers had two 1,000-yard receivers (Hines Ward and Santonio Holmes). In 2008, Ward topped 1,000 yards (1,043) for the fifth time in his career, and Holmes was named MVP of Super Bowl XLIII after catching nine passes for 131 yards, including the game-winning touchdown reception with 35 seconds remaining in the fourth quarter.

Fichtner, who instituted the spread offense at Memphis, was an integral part of the Tiger football team for six years. He was hired in 2001 to serve as the offensive coordinator and quarterbacks coach, and his offense re-wrote the Memphis record book for six seasons. Fichtner was a part of unprecedented offensive success at Memphis that also contributed to the Tigers playing in three straight bowl games from 2003-05.

Fichtner was no stranger to Memphis when he joined the staff in 2001. He had previously served as an assistant. Prior to his second stint at Memphis, Fichtner spent four years (1997-2000) at Arkansas State University. He arrived in Jonesboro as the quarterbacks coach in the spring of 1997 and was promoted to offensive coordinator in August of 1997. During his tenure with the Indians, Fichtner worked with Cleo Lemon, who set virtually every Arkansas State passing and total offense record.

Prior to joining the staff at Arkansas State, Fichtner spent three years at his alma mater, Purdue University, serving as wide receivers coach and recruiting coordinator from 1994-96. His original stint with Memphis came from 1990-94, when he coached wide receivers and quarterbacks. During his tenure, Fichtner worked with future NFL All-Pro Isaac Bruce.

Fichtner worked as a student assistant and graduate assistant at Purdue (1985-86) and at the University of Michigan (1986-87), before serving as a volunteer coach at the University of Southern California in 1988. He landed his first full-time position in 1989 as the tight ends coach at UNLV, and worked for the Rebels for one season before going to Memphis.

A native of Cleveland, Ohio, Fichtner was a standout football player at Meadville Area Senior High School in Meadville, Pa. He played defensive back at Purdue and graduated in 1985 with a bachelor's degree in health promotion.

His father, Ross, played safety for the Cleveland Browns (1960-67) and the New Orleans Saints (1968). Ross saw action in 106 career games, and he recorded 27 interceptions for 581 yards, three of which were returned for touchdowns. Ross was named second-team All-NFL in 1966 and was a member of the 1964 Browns NFL Championship team.

Fichtner is married to the former Jennifer Parker of Covington, Tenn., and the couple has three children, a son, Nathaniel Ross, and two daughters, Shelby Brooke and Kirby Lynn.

FICHTNER'S

Coaching Timeline

1999-2000

Purdue University
Student Assistant

1996-2007

University of Michigan
Graduate Assistant

1999

University of
Southern California
Volunteer Coach

1998

University of Nevada,
Las Vegas (UNLV)
Tight Ends

1998-1993

University of Memphis
Wide Receivers/Quarterbacks

1994-1996

Purdue University
Wide Receivers/
Recruiting Coordinator

1997-2000

Arkansas State University
Offensive Coordinator/
Quarterbacks

2001-2006

University of Memphis
Offensive Coordinator/
Quarterbacks

2007-2008

Pittsburgh Steelers
Wide Receivers

2010-2015

Pittsburgh Steelers
Quarterbacks



➤ CARNELL LAKE DEFENSIVE BACKS COACH

Carnell Lake is in his fifth season with the Steelers as the team's defensive backs coach. He was hired by the Steelers on March 7, 2011.

Lake's coaching throughout the 2014 season guided many young players in the secondary. Cornerbacks Brice McCain and Antwon Blake, who played primarily on special teams throughout their careers, saw significant playing time due to injuries to various players. McCain recorded three interceptions, one of which was returned for a touchdown to seal the Week 5 victory at Jacksonville. Blake saw action in all 16 games, where he recorded one interception, one forced fumble and one fumble recovery.

The secondary also got a boost from veteran cornerback William Gay. He set a single-season career-high with three interceptions, all three of which were returned for touchdowns. Gay's three pick-sixes on the season set a franchise record for a single season, and was tops in the NFL for 2014. Gay's 128 consecutive games played streak during the regular season is the longest active streak in the league for defensive backs.

In each of Lake's first three seasons as defensive backs coach, the Steelers finished in the top-10 in pass defense, marking the first time since 1999-2001 that the Steelers finished in the top-10 in pass defense three straight years.

The Steelers' secondary finished top-10 in the league in 2013 in numerous categories, including completion percentage allowed (fifth, 57.8), fewest passing first downs allowed (fifth, 174) and fewest pass plays of 25+ yards allowed (tied-eighth, 25).

Safety Troy Polamalu guided the veteran group in 2013, and earned his eighth Pro Bowl selection for his efforts. Polamalu set a single-season career-high with five forced fumbles. He returned one interception for a touchdown to become just the fifth player in team history to record five career defensive touchdowns. He was named AFC Defensive Player of the Week for his Week 12 performance at Cleveland.

In 2012, the Steelers' secondary led a defense that finished first in the NFL in pass defense for the second straight season, allowing 185.2 passing yards per game. The Steelers' secondary was part of a defense that also allowed the fewest yards per pass attempt (6.04), the fewest pass plays of 25+ yards (19) and the second-fewest yards allowed after the catch (1,376).

In Lake's first season in 2011, he coached the Steelers' secondary that held 10 teams to 170 net passing yards or less during the regular season. Pittsburgh only gave up 21 pass plays of 25+ yards in 2011, which tied for the fewest allowed in the NFL.

Lake played safety and cornerback for the Steelers (1989-98), the Jacksonville Jaguars (1999-00) and the Baltimore Ravens (2001). Following his retirement from football after the 2001 season, Lake worked in a private business before starting his career in coaching with the Philadelphia Eagles during their 2009 training camp and as an intern with the Green Bay Packers in 2010.

Lake was selected by the Steelers in the second round (34th overall) of the 1989 NFL Draft and won the Joe Greene Great Performance Award, given annually to the Steelers' top rookie. Lake went on to earn five Pro Bowl trips (four with the Steelers and one with the Jacksonville Jaguars). He finished his Steelers' career with 15 fumble recoveries and 16 interceptions. In 1997 Lake was named AFC Defensive Player of the Year, and was later named to the NFL 1990s All-Decade Team.

A three-year starter for the Bruins at outside linebacker, Lake was a first-team All-America selection as a senior (1988) as well as earning the National Football Foundation Hall of Fame Scholar Athlete Award. He was inducted into the UCLA Athletics Hall of Fame in 2000. Lake finished his college career with 45.5 tackles for loss and 25.5 sacks.

Born in Salt Lake City, Utah, Lake moved to California and attended Culver City High School (Culver City, Calif.). He and his wife, Monica, have three children, Siena, Quentin and Austin.

LAKE'S

Coaching Timeline

2009

Philadelphia Eagles
Training Camp Volunteer

2009

University of California,
Los Angeles (UCLA)
Defensive Backs

2010

Green Bay Packers
Coaching Intern

2011-2015

Pittsburgh Steelers
Defensive Backs



➤ RICHARD MANN WIDE RECEIVERS COACH

Richard Mann is in his third year as the Steelers' wide receivers coach, after being hired on February 13, 2013. Mann is entering his 31st season as an assistant coach in the NFL.

In 2014, wide receiver Antonio Brown rewrote the team's record book as he had the finest season in team history. He set single-season team records for receptions (129), receiving yards (1,698) and receiving touchdowns (13). His 129 receptions were the second-most in a single season in NFL history. Brown averaged 106.1 yards per game to become the first receiver in team history to average more than 100.0 yards per game throughout a single season. Brown led the league in numerous categories, including receptions, receiving yards and receptions for first downs.

Brown currently has a 32-game streak of at least five receptions and 50 yards heading into the 2015 season, which is an NFL record. He was named a first-team AP All-Pro and earned his third Pro Bowl selection for his 2014 campaign.

Rookie wide receiver Martavis Bryant recorded eight receiving touchdowns in 2014, including seven in his first seven career games. He became one of four players in NFL history to record seven or more touchdowns in their first seven games. Bryant also recorded a 94-yard touchdown reception, the second-longest pass play in team history. He finished the regular season with 26 receptions for 549 yards with eight scores in just 10 games. Bryant was honored with the Joe Greene Great Performance Award, given annually to the team's top rookie.

Overall, Mann's receiving corps totaled 12 individual 100-yard games in 2014, setting a new single-season team record.

In Mann's first season as wide receivers coach in 2013, Brown was named Steelers' MVP for the second time in three seasons (2011), earned his second trip to the Pro Bowl and was named a second-team AP All-Pro. Veteran Jericho Cotchery recorded his 400th career reception and surpassed 5,000 career receiving yards during his 2013 campaign. He led the team with 10 receiving touchdowns.

Prior to joining Pittsburgh, Mann had been assisting and consulting players as they prepare for the NFL Draft as well as coaching in All-Star games. He coached wide receivers for the Tampa Bay Buccaneers from 2002-09, and also served as assistant head coach in his final year in 2009. From 2002-08, the Buccaneers had at least one 1,000-yard receiver in each season, which is the longest streak in franchise history.

One of those receivers was Antonio Bryant. In 2008, Bryant led the team in receptions, receiving yards and receiving touchdowns. For his efforts, he was named Comeback Player of the Year by The Sporting News.

From 2005-07, Joey Galloway had three consecutive 1,000-yard seasons, to become the first player in Buccaneers' history to accomplish the feat. Galloway recorded a career-high 1,287 receiving yards in 2005. During that year, he surpassed the 1,000-yard mark in 11 games, which is the fastest in franchise history.

In 2003, Mann's receiving corps guided the Buccaneers' offense to finish top-10 in the NFL for only the second time in team history. And in 2002, his group totaled 184 receptions for 2,281 yards and 16 touchdowns, helping guide the team to its first and only Super Bowl (XXXVII) victory over the Oakland Raiders.

Prior to joining the Buccaneers, Mann served as the wide receivers coach for the Washington Redskins (2001), the Kansas City Chiefs (1999-2000) and the Baltimore Ravens (1997-98). He also was an assistant with the New York Jets (1994-96) where he coached the wide receivers (1994, 1996) and both the tight ends and wide receivers (1995).

From 1985-93, Mann served as an assistant coach for the Cleveland Browns. In his first season with the Browns, he coached both the tight ends and wide receivers, and then coached the wide receivers the remainder of his time with Cleveland. During his tenure, Mann coached Hall of Famer Ozzie Newsome and Pro Bowler Webster Slaughter. He got his first NFL coaching job with the Baltimore/Indianapolis Colts (1982-84), coaching wide receivers.

Prior to joining the NFL ranks, Mann served as an assistant at the University of Louisville (1980-81) and at his alma mater, Arizona State University (1974-79). He was a three-year starter for the Sun Devils from 1966-68.

Mann is a native of Aliquippa, Pa. He attended Aliquippa High School and was part of the team's 1964 WPIAL Championship team. Mann coached at Aliquippa from 1970-1973, starting out at the junior high level and then working his way to the high school level, where he coached wide receivers. Mann is a member of the Aliquippa and the Beaver County (Pa.) Halls of Fame. He and his wife, Karen, have four children, daughters Deven and Brittany, and sons Richard II and Mario. Richard II is currently a pro scout for the Washington Redskins.

MANN'S

Coaching Timeline

1970-1973

Aliquippa High School
(Aliquippa, Pa.)
Wide Receivers

1974-1979

Arizona State University
Wide Receivers

1980-1991

University of Louisville
Wide Receivers

1980-1990

Baltimore/Indianapolis Colts
Wide Receivers

1998

Cleveland Browns
Wide Receivers/Tight Ends

1988-1993

Cleveland Browns
Wide Receivers

1999

New York Jets
Wide Receivers

1999

New York Jets
Wide Receivers/Tight Ends

1980

New York Jets
Wide Receivers

1997-1998

Baltimore Ravens
Wide Receivers

1999-2000

Kansas City Chiefs
Wide Receivers

2001

Washington Redskins
Wide Receivers

2002-2009

Tampa Bay Buccaneers
Wide Receivers

1985-93

Tampa Bay Buccaneers
Assistant Head Coach/
Wide Receivers

2013-2015

Pittsburgh Steelers
Wide Receivers



MIKE MUNCHAK OFFENSIVE LINE COACH

Mike Munchak is in his second season as the offensive line coach for the Steelers after being hired on January 23, 2014.

Munchak is in his 34th season in the NFL, having spent 32 of those years as a player, and later as a coach, with the Tennessee Titans/Houston Oilers organization. Munchak was the head coach of the Tennessee Titans from 2011-2013.

On August 4, 2001, Munchak was recognized for his outstanding playing career when he was inducted into the Pro Football Hall of Fame.

In his first season as the Steelers' offensive line coach in 2014, Munchak was instrumental in developing the team's young linemen. The line helped block for an offense that set numerous single-season team records and led the NFL in multiple categories.

The team set single-season records in points (436), total net yards (6,577), passing yards per game (301.6), total first downs (379) and individual 100-yard receiving games (12). Pittsburgh's offense also finished first in the NFL in time of possession (32:24), yards per first-down play (6.42) and tied for first (Green Bay) in the NFL in yards per play (6.2). Pittsburgh also scored 30 points seven times on the season to tie a franchise record for most 30-point games in a single season (1975 and 1979).

The line helped pave the way for quarterback Ben Roethlisberger, wide receiver Antonio Brown and running back Le'Veon Bell to have record-breaking seasons and all earn Pro Bowl honors. Center Maurice Pouncey also earned a trip to the Pro Bowl, his fourth honor in five career seasons.

In his three seasons as the head coach of the Titans, Munchak compiled a 22-26 record (.458). He posted 15 wins in his first two seasons as the Titans' head coach, which were the third-most wins by a coach in his first two full seasons with the team. Munchak's first season as head coach in 2011 saw the Titans finish with a 9-7 record, which was the team's first winning season since 2008 and made him one of only two rookie head coaches (Jim Harbaugh, San Francisco 49ers) to post a winning record in 2011.

Prior to taking over as head coach, Munchak spent 14 years (1997-2010) as Tennessee's offensive line coach. During his tenure, four of his offensive linemen totaled 10 Pro Bowl invitations and led the way for five different running backs to total an NFL-high 12 1,000-yard rushing seasons. The Titans ranked seventh in the league in rushing yards (124.5 yards per game) and finished in the top 10 in rushing seven times from 1997-2010. From 1997-2013, the Titans are the only team to produce 16 1,000-yard rushers.

In 2009, Munchak's offensive line group helped pave the way for a 2,000-yard rushing season by Chris Johnson. Johnson became only the sixth player in NFL history to reach that mark and was named the Offensive Player of the Year.

In Munchak's 14 seasons as offensive line coach, only twice did the team start the same five linemen from one season to the next. However, the Titans allowed the second-fewest sacks (28.3 per season) in the NFL from 1997-2010. In 2003, the offensive line provided protection for QB Steve McNair to garner NFL co-MVP honors.

Munchak began his coaching career with the Oilers as an offensive assistant in 1994, before officially becoming an offensive quality control coach for the 1995-96 seasons. Then Titans head coach Jeff Fisher promoted Munchak to offensive line coach prior to the start of the 1997 season, where he remained until he took over as the Titans' head coach in 2011.

The Oilers selected Munchak with the eighth pick in the 1982 NFL Draft, making him the first offensive lineman chosen that year. Munchak played guard for Houston for 12 seasons from 1982-93 and started 156 regular season games (seventh-most in franchise history) and 10 postseason contests. Munchak was selected to nine Pro Bowls (1984-85, '87-'93) during his career and was named to the NFL's 1980s "All-Decade" team. The team retired Munchak's number 63 jersey in 1996 and he was inducted into the Titans/Oilers Hall of Fame in 1999.

Munchak played his collegiate football at Penn State from 1979-81 and earned a business degree. Among his many honors, he is also a member of the Pennsylvania, Texas and Polish-American Sports Halls of Fame.

Munchak is a native of Scranton, Pa., and is married to Marci. They have two grown daughters, Alexandria and Julie.

MUNCHAK'S

Coaching Timeline

1994-1996

Houston Oilers
Offensive Assistant/Quality Control

1997-2010

Houston Oilers/Tennessee Oilers/Tennessee Titans
Offensive Line

2011-2013

Tennessee Titans
Head Coach

2014-2015

Pittsburgh Steelers
Offensive Line



> JERRY OLSAVSKY INSIDE LINEBACKERS

Jerry Olsavsky is in his first season as the team's inside linebackers coach. Olsavsky was promoted on February 6, 2015.

Prior to his promotion, Olsavsky was a defensive assistant for five seasons. He assisted all areas of the defensive staff in their daily operations.

In Olsavsky's five years as a defensive assistant, the Steelers' defense ranked top-two in the league in total defense three times, including back-to-back years (2011-12) as the number-one ranked defense.

A 10-year NFL veteran, Olsavsky spent seven seasons coaching linebackers for Youngstown State University. Prior to coaching at Youngstown State, Olsavsky spent one year as an assistant strength coach at the University of North Carolina. He also coached at his alma mater, Chaney High School in Youngstown and at Duquesne University.

Olsavsky, was selected by the Steelers in the 10th round (258th overall) of the 1989 NFL Draft, and played linebacker from 1989-97. He saw action in 108 games for the Steelers, making 227 tackles, while also excelling on special teams. Olsavsky battled back from a career threatening knee injury in 1993 and helped lead the Steelers to a berth in Super Bowl XXX. In 1995, he was the recipient of the Steelers' Ed Block Courage Award, given annually to the Steeler that overcomes many obstacles only to achieve great success on the field. Olsavsky finished his playing career in 1998 with the Baltimore Ravens.

Playing collegiately at the University of Pittsburgh, Olsavsky was a first-team Kodak All-American as a senior in 1988, when he made 129 tackles. He became the Panthers' first defensive player since 1976 to record more than 100 tackles in three consecutive seasons. He earned his degree in information science in 1990.

Olsavsky was born in Youngstown, Ohio, and resides in Pittsburgh with his three children, Joseph, Emma and Dominic.

OLSAVSKY'S

Coaching Timeline

2009

Thomas Jefferson High School
(Jefferson Hills, Pa.)
Volunteer

2000

Chaney High School
(Youngstown, Ohio)
Volunteer

1999

Duquesne University
Volunteer

1998

University of North Carolina
Assistant Strength Coach

1997-2000

Youngstown State University
Linebackers Coach

2010-2014

Pittsburgh Steelers
Defensive Assistant

2015

Pittsburgh Steelers
Inside Linebackers



➤ JOEY PORTER OUTSIDE LINEBACKERS

Joey Porter is in his first season as the team's outside linebackers coach. Porter was promoted on February 6, 2015, after serving as a defensive assistant for the team in 2014.

Porter is in his 15th NFL season and second as a coach. He spent 13 seasons (1999-2011) as a linebacker, playing with Pittsburgh, Miami and Arizona. He spent the 2013 season as an undergraduate student assistant coach at his alma mater, Colorado State University, while working to complete his degree in liberal arts.

Porter was originally drafted by the Steelers in the third round (73rd overall) of the 1999 NFL Draft, and played for Pittsburgh from 1999-2006. He spent the 2007-09 seasons with the Miami Dolphins before playing his final two years (2010-11) with the Arizona Cardinals. Porter started 171-of-188 career games and registered 98 sacks, 721 tackles, 25 forced fumbles, 12 interceptions, nine fumble recoveries, three touchdowns and one safety. His 60 sacks as a member of the Steelers rank fifth in franchise history.

Porter also started 11 postseason games in which he played, 10 with the Steelers, and was a key member of Pittsburgh's Super Bowl XL team. He registered six sacks, 50 tackles and one forced fumble in his postseason career.

A four-time Pro Bowler and a four-time All-Pro, Porter was named to the NFL's All-Decade Team for the 2000's. During the 2008 season, Porter registered his 70th career sack, which made him the first player in NFL history with 10 career interceptions and 70 career sacks. Porter was also the only NFL player to register at least five sacks in each season from 2000-10, recording at least nine sacks six times in that span.

Porter played at Colorado State from 1995-98, registering 20 career sacks in two seasons on defense after spending his first two collegiate seasons on offense. His 14 sacks as a senior earned him all-WAC honors and invites to both the East-West Shrine Game and the Senior Bowl. Porter still ranks fifth on the school's all-time sacks list and his 14 sacks in 1998 are the second-most in a single season in school history. In November of 2013, Porter was inducted into the Colorado State Athletics Hall of Fame. He graduated from Colorado State with a degree in liberal arts in May 2014.

PORTER'S

Coaching Timeline

2013

Colorado State University
Undergraduate Student
Assistant

2010

Pittsburgh Steelers
Defensive Assistant

2010

Pittsburgh Steelers
Outside Linebackers



▶ JAMES SAXON RUNNING BACKS COACH

James Saxon is in his second season as the running backs coach for the Steelers after being hired on January 28, 2014. Saxon is in his 24th season in the NFL as either a player or a coach.

In his 15 years as an NFL running backs coach, Saxon has helped his backs reach the Pro Bowl 12 times and has had a running back surpass the 1,000-yard rushing mark in a single season nine times.

In 2014, Saxon coached running back Le'Veon Bell to a breakout season. In just his second year in the league, Bell was named Steelers' MVP, and he set numerous single-season records, including yards from scrimmage (2,215), first downs (114), receptions by a running back (83) and receiving yards by a running back (854). Bell became the first player since Walter Payton (1976) to total at least 200 yards from scrimmage in three straight games.

Bell rushed for an AFC-best 1,361 yards in 2014, the fifth-highest total in a single season in team history. He also became just the second player in NFL history to record at least 1,350 rushing yards and 850 receiving yards in a single season (Marshall Faulk, 1999). In games 11-14, Bell totaled 830 yards from scrimmage, which tied him for the fourth-most in a four-game span in NFL history.

In 2012, Saxon helped guide Minnesota Vikings running back Adrian Peterson to the second-best single-season rushing performance in NFL history with 2,097 yards and a first-team All-Pro selection. That year, Peterson became only the third player in Minnesota history to be named NFL MVP and was also named the NFL Offensive Player of the Year. Peterson set or tied numerous team and league records in 2012, including the most rushing yards in the month of December (861) in NFL history and his 10 games of more than 100 rushing yards tied his own team record (2008). In addition to Peterson's accolades, FB Jerome Felton was a second-team All-Pro selection and earned a Pro Bowl spot for the first time in his career.

Prior to Minnesota, Saxon spent three seasons (2008-10) coaching running backs for the Miami Dolphins, including Ricky Williams and Ronnie Brown, who he helped reach the Pro Bowl following the 2008 season. In 2009, the Dolphins finished with the NFL's fourth-best rushing attack (139.4 yards per game) and Williams led the team with 1,121 rushing yards. The Dolphins also used Brown and Williams in the Wildcat package as a wrinkle in their offense.

Saxon spent seven seasons (2001-07) with the Kansas City Chiefs, helping a trio of the top backs in franchise history (Priest Holmes, Larry Johnson and Tony Richardson) earn seven Pro Bowl selections. Holmes and Johnson totaled five 1,000-yard rushing seasons between them in Saxon's tenure. Holmes and Johnson also rank first and second, respectively, in team history in career yardage and own four of the top single-season rushing totals in team history, including Johnson's team-record 1,789 yards in 2006.

The 2003 season saw Holmes set the Kansas City single-season record with 27 rushing touchdowns, which at the time was also an NFL record. Holmes played his entire career under Saxon, finishing with 24 100-yard rushing games, which was later topped by Johnson's 30 such performances.

Saxon broke into the NFL as a running backs coach with the Buffalo Bills in 2000, after spending three seasons in the collegiate ranks. Saxon spent one season as a volunteer assistant coach at Menlo College in 1999 and spent two seasons coaching running backs at Rutgers University (1997-98).

Saxon was a sixth round draft choice (139th overall) by the Kansas City Chiefs in 1988. He spent eight seasons as an NFL running back, playing for the Chiefs (1988-91), Dolphins (1992-94) and Philadelphia Eagles (1995). For his career, Saxon played in 111 games, carrying 145 times for 533 yards and five touchdowns. He also caught 69 career passes for 515 yards.

Saxon began his collegiate career at American River Junior College (1984-85). He then transferred to San Jose State University (1986-87), where he totaled 609 rushing yards and nine touchdowns on 118 carries in two seasons. He recorded 78 receptions for 732 yards and four touchdowns, while also throwing four touchdown passes.

A native of Beaufort, S.C., Saxon attended Battery Creek High School in Burton, S.C. He is married to Shannon and their son, Devin, played football at Harvard.

SAXON'S

Coaching Timeline

1997-08

Rutgers University
Running Backs

1998

Menlo College
Volunteer Assistant

2000

Buffalo Bills
Running Backs

2001-2007

Kansas City Chiefs
Running Backs

2008-2010

Miami Dolphins
Running Backs

2011-2012

Minnesota Vikings
Running Backs

2014-2019

Pittsburgh Steelers
Running Backs



SHAUN SARRETT OFFENSIVE ASSISTANT

Shaun Sarrett is in his fourth season with the Steelers as the team's offensive assistant. Sarrett helps coach the offensive line and assists the offensive coaching staff with game preparation, video analysis and the scouting of opponents.

In 2014, Sarrett helped coach the offensive line to one of its finest seasons in team history. The offensive line helped block for the offense to set single-season records in points (436), total net yards (6,577), passing yards per game (301.6), total first downs (379) and individual 100-yard receiving games (12). Pittsburgh's offense also finished first in the NFL in time of possession (32:24), yards per first-down play (6.42) and tied for first (Green Bay) in the NFL in yards per play (6.2). Pittsburgh also scored 30 points seven times on the season to tie a franchise record for most 30-point games in a single season.

Sarrett spent four seasons as the offensive quality control and offensive line assistant coach for Duke University. During the 2011 season, Sarrett assumed Ron Middleton's tight end coaching responsibilities when an injury sidelined him. He joined the Duke staff after spending two years as a graduate assistant at Marshall University, where he earned a master's degree in special education. Prior to his stint at Marshall, he served as an offensive and defensive line coach at Streetsboro High School (Streetsboro, Ohio).

A native of Beckley, W. Va., Sarrett played guard for Kent State University and was a three-year letterman. He received the Dick Scesniak Award for overcoming adversity during the 2003 season, and he earned his degree in health education in 2004.

SARRETT'S

Coaching Timeline

2000

Streetsboro High School (OH)
Offense and Defensive Line
Coach/Co-Strength Coach

2009

Marshall University
Defense Quality Control/
Graduate Assistant/
Defensive Line Assistant

2010

Marshall University
Defense Graduate Assistant/
Defensive Line Assistant

2010-2011

Marshall University
Offensive Graduate Assistant/
Offensive Line Assistant

2010-2011

Duke University
Offensive Quality Control/
Offensive Line Assistant

2012-2015

Pittsburgh Steelers
Offensive Assistant



> STEVE MEYER

COACHING ASSISTANT

Steve Meyer is in his first season as the team's coaching assistant after serving as the team's scouting intern for two seasons (2013-14).

As a coaching assistant, Meyer will assist in the daily operations for the offense, defense and special teams units. His responsibilities include game preparation, video analysis and scouting of opponents.

Prior to joining the Steelers as a scouting intern, Meyer served as an assistant coach for the Saint Vincent Bearcats for three seasons (2010-12). He played wide receiver for the Bearcats (2007-09), and he graduated from Saint Vincent College in 2010 with a degree in communications.

Meyer, a native of Turtle Creek, Pa., played at Woodland Hills High School, where he was a two-time WPIAL Champion.

MEYER'S

Coaching Timeline

2010-2012

St. Vincent College
Assistant Coach

2013-14

Pittsburgh Steelers
Scouting Intern

2015

Pittsburgh Steelers
Coaching Assistant



➤ GARRETT GIEMONT CONDITIONING COORDINATOR

Garrett Giemont is in his ninth season as conditioning coordinator for the Steelers after being hired on January 31, 2007.

At the end of the 2014 season, Giemont was named NFL Strength & Conditioning Coach of the Year by *American Football Monthly*.

Giemont was also named the 2008 Strength and Conditioning Coach of the Year/ Super Bowl Achievement Award from the Professional Football Strength and Conditioning Coaches Society.

Giemont has 30+ years of experience in the NFL, and served as the Tampa Bay Buccaneers' strength and conditioning coordinator prior to joining the Steelers. He was with Tampa Bay from 2003-05.

Giemont was named Coach of the Year by The Professional Football Strength and Conditioning Coaches Society after the 2002 season while working for the Oakland Raiders under head coach Bill Callahan. Giemont spent eight seasons as a member of the Raiders' staff, including the first seven as strength and conditioning coach and the final season as strength and conditioning coordinator.

Prior to joining the Raiders, Giemont spent three seasons in Major League Baseball as the Director of Physical Development for the Chicago Cubs (1992-94). He originally entered the NFL with the Los Angeles Rams in 1970 as a part-time training assistant and served as the Rams' assistant trainer from 1978-82. From 1983-89, Giemont was the Rams' strength and conditioning trainer and worked as the team's strength and conditioning coach from 1990-91.

Giemont and his wife, Sonya, have two sons, Jackson and Jett.

GIEMONT'S

Coaching Timeline

1970-1977

Los Angeles Rams
Training Assistant

1978-1988

Los Angeles Rams
Assistant Trainer

1988-1990

Los Angeles Rams
Strength and Conditioning
Trainer

1990-1991

Los Angeles Rams
Strength and Conditioning
Coach

1990-1994

Chicago Cubs
Director of Physical
Development

1998-2007

Oakland Raiders
Strength and Conditioning
Coach

2007

Oakland Raiders
Strength and Conditioning
Coordinator

2003-2005

Tampa Bay Buccaneers
Strength and Conditioning
Coordinator

2007-2015

Pittsburgh Steelers
Conditioning Coordinator



➤ MARCEL PASTOOR CONDITIONING ASSISTANT

Marcel Pastoor is in his 12th season as the Steelers' assistant strength and conditioning coach and his 15th with the team.

Pastoor assists conditioning coordinator Garrett Giemont with the strength and conditioning program.

Pastoor received his undergraduate degree from Virginia Tech in exercise physiology and kinesiology in 2000. He completed his masters from the University of Pittsburgh in exercise physiology, graduating with honors in 2003.

Prior to joining the Steelers, Pastoor interned with the Washington Redskins in 1998 and was the volunteer assistant strength coach for Radford University from 1999-2001.

Pastoor and his wife Cayce have a daughter, Catelyn Ann, and a son, Carter Matthew.



➤ TERRY COUSIN PLAYER ENGAGEMENT COORDINATOR

Terry Cousin is in his first season with Pittsburgh as the team's Player Engagement Coordinator.

Cousin will work in the area of player development, assisting players with life skills on and off the field, and helping players transition to life after football.

Prior to joining the Steelers, Cousin served as the Chicago Bears' Director of Player Engagement (2014), the Director of Player Engagement for the Tampa Bay Buccaneers (2012-13) and the Director of Player Development for his alma mater, the University of South Carolina (2010-11).

While working for the Buccaneers, Cousin created a program called Buccaneer University, which helped players with education, internships, benefits and financial services. He was also the main contact between the Buccaneers' players and community relations department, assisting with player involvement in the community. Cousin also helped relocate players when they came to Tampa and aided Buccaneers rookies with their transition into the NFL.

During his two years at South Carolina, Cousin worked with student athletes across multiple sports. He also served as a sideline reporter for the Gamecocks' radio broadcasts and did features on student athletes for Steve Spurrier's television show. Cousin was a four-year letterman for the South Carolina football team (1993-96), and he also ran track. He was the 1993 Scott Sinclair Freshman Award winner.

A former NFL cornerback, Cousin enjoyed a 12-year career, playing for the Bears, Atlanta Falcons, Miami Dolphins, Carolina Panthers, New York Giants, Jacksonville Jaguars and Cleveland Browns. He originally signed with the Bears in 1997 as an undrafted rookie free agent out of South Carolina.

Cousin and his wife, Carmen, have two daughters.



➤ KEVIN COLBERT GENERAL MANAGER

Kevin Colbert is in his 16th year with the Steelers, and his fifth year as the team's General Manager. Colbert joined the Steelers on February 15, 2000, and served as the director of football operations for his first 11 years with the team.

In his 15 seasons with the Steelers, Colbert helped assemble teams that have won two Super Bowls (XL and XLIII), three AFC Championships, seven division titles, earned nine playoff berths and had 11 winning seasons.

Colbert oversees the personnel area of the team and supervises the scouting staff. Among his duties, he is in charge of administering player acquisitions and transactions, including the NFL Draft, free agent signings and trades, and evaluating pro and college personnel. He also serves as the Steelers' liaison with the NFL office and the other NFL teams on football matters.

Colbert served as the Detroit Lions' pro scouting director from 1990-99. He was responsible for scouting NFL players, NFL Europe and the Canadian Football League. He also assisted in the evaluation of college talent.

Prior to joining the Lions, Colbert spent five seasons as a college scout for the Miami Dolphins (1985-89) and one season (1984) with the BLESTO Scouting Service.

Colbert began his career as a coach and has experience in three sports – football, basketball and baseball. He was the backfield coach and recruiting coordinator at Ohio Wesleyan University for three years (1981-83), and in 1984, he also served as the school's head baseball coach.

From 1979-81, Colbert was a graduate assistant basketball coach at Robert Morris University. He also served as the school's head baseball coach in 1981.

Born and raised in Pittsburgh, Colbert graduated from North Catholic High School and received his bachelor's degree from Robert Morris in 1979. He and his wife, Janis, have three children, Kacie, Jennifer and Daniel, and three grandchildren, Avery, Colby and Brock.

COLBERT'S

Career Timeline

1984

BLESTO
Scout

1984-1989

Miami Dolphins
College Scout

1990-1999

Detroit Lions
Pro Scouting Director

2000-2015

Pittsburgh Steelers
Director of Football
Operations

2011-2015

Pittsburgh Steelers
General Manager



➤ **OMAR KHAN** DIRECTOR OF FOOTBALL AND BUSINESS ADMINISTRATION

Omar Khan is in his 19th season in the NFL and 15th season with the Pittsburgh Steelers, having served in numerous positions within the organization.

In his current role, Khan works with the day-to-day overall management of the Football Operations Department, working closely with President Art Rooney II, General Manager Kevin Colbert and Head Coach Mike Tomlin. He is in charge of overseeing many different areas and functions of the organization.

Prior to joining the Steelers, Khan worked with the New Orleans Saints for four years. In 2000, he served as Football Operations/Coaching Assistant where he supervised the overall operation of the football program and assisted the offensive coordinator in the day-to-day operations of the offense. From 1998-99, Khan served as New Orleans' Player Personnel Assistant. His duties included assisting in pro scouting, negotiating player contracts, and football administration, as well as serving as interim Player Programs Director during the 1998 season. In 1997, Khan was a Player Personnel Intern, primarily working with scouting and research.

Khan joined the Saints after spending the 1996 season as an undergraduate assistant with the Tulane University football program.

Khan is involved in many activities and organizations throughout the Pittsburgh region, including being extremely active within Pittsburgh's growing Hispanic community. In 2005, Khan was selected to attend the NFL Manager Program at Stanford University Executive Education Graduate School of Business. In 2013, he was selected to attend the NFL Career Development Symposium for front office personnel.

Khan, a graduate of Tulane, was born in New Orleans, La. He and his wife Kristen reside in Mt. Lebanon, Pa.



➤ **SAMIR SULEIMAN** FOOTBALL ADMINISTRATION COORDINATOR

Samir Suleiman [Suh-mirror Soohl-e-mun] is in 15th season in the NFL and third season as the Steelers' Football Administration Coordinator. Suleiman assists primarily with the management of the salary cap and with player contract negotiations.

Previously, he worked for the St. Louis Rams (2000-09), first in the newly-created position of Director of Football Administration, then was promoted to Director of Football Operations in 2005, where he was the team's primary negotiator and liaison with the NFL Office and helped oversee all aspects of football operations (player personnel, coaching, medical, video, equipment and player programs). In 2005, he was selected to represent the Rams at the NFL-Stanford University Graduate School of Business Executive Education Program for Managers, and in 2008, Suleiman was a panelist on football analytics at the MIT Sloan Sports Business Conference. Prior to joining the Rams, he served as Manager of Contract Information for the Jacksonville Jaguars (1998-1999). He was also hired in 2011 as an Expert Witness for the winning Defense in the Aldra Wilson v. Chad J. Prusmack, M.D. malpractice lawsuit.

Suleiman began his career in 1997 with the NFL Management Council, for which he monitored club compliance with the salary cap and analyzed player contracts, and was a member of the Club Services Committee (2001-09) that oversees technology development and all MC/Club interaction.

Born in Washington, D.C., Suleiman earned a Bachelor of Science degree in Sport Management from James Madison University where he played wide receiver on the 1994 Lambert Cup Championship football team, and in 2003, he was presented with an Outstanding Alumnus Award. He also played semi-pro football for the Brooklyn (N.Y.) Mariners that won the 1997 Garden State Football League Championship.



> DAN ROONEY JR. PLAYER PERSONNEL COORDINATOR

Dan Rooney Jr. is in his fourth season as player personnel coordinator after spending 16 seasons as a college scout for the Steelers. Rooney's duties include scouting college players, primarily in the Southeast, while also being involved in pro scouting and salary cap management.

He is the grandson of Steelers' founder, "The Chief" Art Rooney, Sr., the son of Steelers' Chairman, Dan Rooney, and brother of Steelers' President, Art Rooney II.

Rooney graduated from Washington & Jefferson College in 1986 with a degree in business administration. He played football for legendary Head Coach John Luckhardt, and was named an all-conference safety as a sophomore. After graduation, Rooney worked under Coach Luckhardt as an assistant coach from 1986 to 1990.

In 1991, Rooney spent a season with the NFL Europe League office, which at the time was located in Dallas, Texas. His primary responsibilities were to Team Dallas, a spare parts team that supplied the league with replacements for injured players.

In 1993, Rooney moved to Durham, N.C., where he taught and coached at the high school level. He coached for Gary Merrill at Northern Durham High, one of the state's top high school programs. From 1995-97, Rooney coached at Leesville Road High School in Raleigh, N.C.

Rooney and his wife, Dr. Allison Evanoff, live in Gastonia, N.C. They have two sons, John Patrick and Brendan Charles.



> PHIL KREIDLER COLLEGE SCOUTING COORDINATOR

Phil Kreidler is in his 25th season with in the Steelers personnel department and his third as college scouting coordinator. Kreidler spent his first eight years with the team scouting college players, and was given additional responsibilities of scouting pro teams in 2000.

From 1988-90, Kreidler served as a graduate assistant coach at the University of Cincinnati, where he helped coach the wide receivers and quarterbacks.

Kreidler attended Furman University, where he played free safety. He was a member of the 1985 1-AA national finalist and Southern Conference champion Paladin squad. He graduated in 1988 with a degree in history.

Kreidler and his wife, Kim, have one son, Jeff, and live in Pittsburgh.



➤ BRANDON HUNT PRO SCOUTING COORDINATOR

Brandon Hunt is in his sixth season as the Steelers' pro scouting coordinator after spending two years (2007-2009) as a pro scout for the Houston Texans. In his current position, Hunt is responsible for scouting Steelers' opponents and evaluating pro players.

Hunt joined the Texans in the summer of 2007, and served as a pro scout for the team until being hired by the Steelers. Prior to joining Houston, Hunt spent the 2005 and 2006 seasons as an intern in the Steelers' scouting department, where he helped with both college and pro scouting. He was on board when the team won Super Bowl XL to give the franchise its fifth Lombardi Trophy.

Hunt's professional career began as a graduate assistant at Indiana University of Pennsylvania in 2004, and after a year there he was hired by the Steelers to work in their player personnel department.

Hunt attended IUP, where he was a four-year starter at guard and center from 2000-03. He captained the team as a senior and earned first-team All-PSAC and All-Region honors at guard. He earned his Bachelor of Science degree in management information systems in December 2003, and a Master's Degree in business administration in August 2006.

Born in Los Angeles, Calif., Hunt was raised in Pittsburgh where he attended Pine-Richland High School and lettered in football and track.

Hunt resides in Pittsburgh with his wife Shawnika. The couple has two sons, Chayton Robert and Brayden Major.



➤ RICK REIPRISH SENIOR ASSISTANT, COLLEGE SCOUTING

Rick Reiprish is in his first season with the Steelers' personnel department as the team's Senior Assistant, College Scouting. He was hired on May 16, 2015.

Reiprish brings 35 years of personnel experience to Pittsburgh, most recently serving as the Director of College Scouting for the New Orleans Saints for 11 years (2004-14). Prior to joining the Saints, he spent eight years with the Jacksonville Jaguars (1994-2002), first as the team's Director of College Scouting before being elevated to Director of Player Personnel in 1998.

Reiprish began his NFL career as a southeast scout with BLESTO from 1979-82, before joining the Kansas City Chiefs as a personnel scout for two years. He spent 10 years with the Seattle Seahawks (1984-94), serving as an area scout before being promoted to eastern scout supervisor in 1989.

A native of Shamokin, Pa., Reiprish graduated from Villanova University in 1972, where he played wide receiver and tight end. He earned a master's degree in education-administration and supervision from Austin Peay in 1974. He coached the wide receivers and running backs at Austin Peay from 1973-76, before joining the staff at East Tennessee State in 1977, where he tutored the quarterbacks and running backs. In 1978, he served as the offensive line coach at North Alabama.

Reiprish is married to Julie. The couple has two children, Andrew and Ashleigh.



➤ MARK BRUENER COLLEGE SCOUT

Mark Bruener is in his third season as a college scout for the Steelers, after previously serving three seasons as Pittsburgh's BLESTO scout.

Bruener played tight end in the NFL for 14 seasons, the first nine as a member of the Steelers (1995-2003) and the final five with the Houston Texans (2004-08). He was drafted by the Steelers in the first round (27th overall) of the 1995 NFL Draft, and he played in 126 games, making 108 starts. His 137 receptions and 16 receiving touchdowns each rank fifth all-time in team history for a tight end. Bruener was also known for his excellent blocking skills. In his nine seasons with the Steelers, the team averaged 2,142 rushing yards per year. In 1998, Bruener was voted Steelers' Sprint Man of the Year for his dedication to community service.

He graduated from the University of Washington with a degree in economics. Bruener started his final three seasons at tight end, and finished his career with 90 receptions, which were the most by a tight end in team history at the time. During his freshman season, in which he saw action in all 12 games, the Huskies went undefeated and were named co-NCAA National Champions.

Bruener formerly served on the NFL Players Association Executive Committee. Prior to joining the Steelers' scouting staff full-time, Bruener spent the summer of 2010 interning in the Steelers' scouting department during training camp.

A native of Aberdeen, Wash., Bruener currently lives in Woodinville, Wash., with his wife, Traci, two daughters, Allie and Chloe, and three sons, Carson, Braydon and Hudson.



➤ MIKE BUTLER COLLEGE SCOUT

Mike Butler is in his third season of his second stint with the Steelers scouting department and his 28th season as a scout in the NFL. Butler previously spent four seasons with the team's personnel department from 1983-86.

Butler's last NFL assignment was as a regional scout for the Detroit Lions during the 2007 and 2008 seasons. Before joining the Lions, Butler spent 19 seasons (1987-2005) in the Indianapolis Colts' scouting department, serving as the team's director of college scouting for his final six seasons. Prior to being promoted to that position in 2000, Butler served one season as regional scouting director and the 12 seasons before that as an area scout.

Butler got his start in scouting as an intern in the Steelers player personnel department in 1983 and remained with the team through the 1986 season.

He is the son of Pro Football Hall of Famer and former Steelers defensive back Jack Butler. Jack was an All-Pro for the Steelers from 1951-59 and then served as the director of the BLESTO Scouting Combine for 44 years (1963-2007).

Butler earned his master's degree in sports leadership from Duquesne University in 2011. Butler received his bachelor's degree in fine arts from Indiana University of Pennsylvania in 1983. He currently resides in Pittsburgh with his wife Shari, son John David, and twin daughters, Mackenzie and Michaela.



➤ DAN COLBERT COLLEGE/PRO SCOUT

Dan Colbert is in his fifth year with the Steelers and third as a Northeast/Mid-Atlantic college scout and pro scout. Colbert originally joined the Steelers' scouting department in the summer of 2011 as a player personnel intern.

Colbert graduated from Miami (Ohio) University in 2011 with a degree in health and sports studies. While at Miami, Colbert served as a student assistant for the football program from 2007-2011, working in the team's video department.

A Pittsburgh native, Colbert is a 2007 graduate of Mars Area High School, where he lettered in basketball. He is the son of Steelers' General Manager Kevin Colbert.



➤ MARK GORSKAK COLLEGE SCOUT

Mark Gorscak is in his 21st season with the Steelers. This marks Gorscak's 18th year as an area scout after spending his first three years as the Steelers' BLESTO scout.

Gorscak previously coached on the high school and college levels for 16 years. His first coaching experience was at Perkiomen (Pa.) Prep School. He followed that with coaching assignments at Western Maryland College, Dickinson College (his alma mater), Gulliver Prep (Fla.) High School and two tenures at Weber State University.

In 1987, between stints at Weber State, he became the first general manager of the Pittsburgh Gladiators in its inaugural season in the Arena Football League.

Additionally, Gorscak has been an athletic administrator at Dickinson and Weber State. He graduated with a degree in psychology from Dickinson and received a master's degree in sports administration from St. Thomas University in Miami, Fla.

Gorscak is a native of Donora, Pa., and currently resides in Pittsburgh. He was inducted into the Mid Mon Valley All Sports Hall of Fame in 2010.



> CHIDI IWUOMA BLESTO SCOUT

Chidi Iwuoma is in his second year with the Steelers as the team's BLESTO Scout.

Most recently, Iwuoma served as the University of California's Assistant Director of Student-Athlete Development from 2010-12. In that role, he was responsible for assisting in the academic performance of the football team. Prior to that, Iwuoma worked in Cal's Athletic Study Center from 2009-10, assisting student athletes with academics.

Iwuoma, a former Steelers' defensive back, played in the NFL from 2001-07 and was a member of Pittsburgh's Super Bowl XL team. He also spent time with the Detroit Lions, New England Patriots, Tennessee Titans and St. Louis Rams.

After his playing days, Iwuoma earned a master's degree in education from the University of California in 2009. A Los Angeles native, Iwuoma played collegiately at the University of California and graduated with a degree in social welfare in 2001.



> BRUCE MCNORTON COLLEGE SCOUT

Bruce McNorton is in his 16th season as a member of the Steelers' scouting department.

McNorton, who joined the Steelers in May of 2000, had previously worked with General Manager Kevin Colbert as a part-time scout with the Detroit Lions.

McNorton enjoyed a 10-year playing career as a defensive back with the Lions and Miami Dolphins.

A highly successful coach at Pontiac Northern High School in Michigan, McNorton was selected as the 1999 Class-A District Coach of the Year and led his team to the state quarterfinals.

He has three children, daughters Mykeshia and Brittney, and son Bruce Jr.



› DAVE PETETT PRO/COLLEGE SCOUT

David Petett is in his 12th year with the Steelers and third as a pro/college scout. Prior to that, Petett served three years as a Northeast/Mid-Atlantic scout and six years as the team's West Coast BLESTO scout. Petett joined the Steelers in 2004 as their player personnel intern.

Prior to joining the Steelers, Petett served as a student assistant at the University of Wisconsin where he assisted with the defensive line and special teams.

Born and raised in Pittsburgh, Petett was a 1997 graduate of Shady Side Academy where he lettered in football and baseball. In 2001, Petett graduated from Lehigh University with a degree in political science. While attending Lehigh he was a four-year starter on the defensive line and was named an All-American in 2000.

Petett currently resides in Wexford, Pa., with his wife, Jaime, and son, Lawson.



› BOB MCCARTNEY VIDEO/FACILITIES COORDINATOR

Bob McCartney has had many responsibilities in his 42 years as the Steelers' film and video director. He was named film director in 1973, until the advent of video in 1986 when the NFL went from film to videotape format.

McCartney has been a member of the organization for all six Super Bowl titles.

Prior to taking over the filming operation, McCartney worked in the Steelers' ticket office. He also currently serves as the Steelers' facility coordinator for their headquarters at the UPMC Sports Performance Complex.

McCartney, a Pittsburgh native, attended South Hills Catholic High School. He graduated from Wheeling Jesuit University (Wheeling, W. Va.) in 1972 with a bachelor's degree in English.

Born in Pittsburgh, McCartney and his wife Gail have two children, daughter Kathleen and son Robert, who is a pro personnel assistant for the Tampa Bay Buccaneers. The couple also has two grandchildren, twin boys Jack and Braden.



➤ JOHN NORWIG HEAD ATHLETIC TRAINER

John Norwig is in his 25th year as the Steelers' head athletic trainer and his 36th year in athletic training.

Norwig was honored twice in 2015 for his efforts and contributions throughout his career. In June, he was inducted to the Pennsylvania Athletic Trainers' Hall of Fame. In February, Norwig was honored with the Fain-Cain Memorial Award at the NFL Physicians Society Scientific Meeting and Symposium. The award is given annually to the Professional Football Athletic Trainers Society member who best reflects the virtues of a certified athletic trainer and displays the highest level of professionalism.

From February 2008 until February 2014, Norwig served as President of the Professional Football Athletic Trainers' Society. He also was chosen as a 2008 recipient of the Most Distinguished Athletic Trainer Award from the National Athletic Trainers' Association. The Steelers' athletic training staff was named 2008 Professional Football Athletic Training Staff of the Year by the Professional Football Athletic Training Society (PFATS).

Norwig's career began in 1979 as the athletic trainer at Bellefonte High School (Bellefonte, Pa.). Norwig then served six years as assistant athletic trainer and health education instructor at Penn State (1980-85). During that time he assisted the San Francisco 49ers at their 1984 training camp. He then became head athletic trainer at Vanderbilt (1986-91) before joining the Steelers.

Norwig earned a bachelor's degree in health and physical education from Penn State in 1979 and a master's in health education in 1984. He is a member of the American College of Sports Medicine, American Orthopedic Society for Sports Medicine, the Pennsylvania Athletic Trainer's Society and the National Athletic Trainers Association. In October of 2011, Norwig was named a Penn State Alumni Fellow, the highest award given by the Penn State Alumni Association recognizing those for their outstanding professional accomplishments.

Born in Hanover, Pa., Norwig and his wife Emily have three children, daughter Erin, and sons Nicholas and Luke. The Norwigs live in the North Hills of Pittsburgh.



➤ SONIA GYSLAND ASSISTANT ATHLETIC TRAINER

Sonia Gysland is in her fifth season as an assistant athletic trainer for the Steelers.

Prior to joining the Steelers, Gysland was with the Duke Blue Devils, serving as an assistant athletic trainer for the football team.

Gysland completed a graduate assistantship at the University of North Carolina, working with football and both men's and women's tennis. Gysland also held internships with the Ohio State University athletic teams during the 2009 season and the Pittsburgh Steelers during their 2008 training camp.

Gysland graduated from the University of Wisconsin in 2007 with a degree in kinesiology and earned a master's degree in athletic training from North Carolina in 2009.

Sonia and her fiancé, Dan, reside in the Greenfield section of Pittsburgh.



➤ **JON ANDINO** ASSISTANT ATHLETIC TRAINER/PHYSICAL THERAPIST

Jon Andino is in his second season with the Steelers as team's assistant athletic trainer/physical therapist. He served as an athletic training intern with the team in 2007 while he attended the University of Pittsburgh.

Prior to joining the Steelers, Andino served as an assistant trainer/physical therapist for the Miami Dolphins (2011-2013).

He graduated summa cum laude from the University of Pittsburgh in 2008 with a B.S. in Athletic Training. Andino is also a graduate of the University of Pittsburgh's Doctor of Physical Therapy program and earned his Doctor of Physical Therapy degree in 2011. Prior to completing his doctorate, he interned for one year at the Centers for Rehab Services Westmoreland Athletic Club in Greensburg, Pa.

Andino is a member of the Pennsylvania Athletic Trainers' Society, the National Athletic Trainers' Association and the American Physical Therapy Association.

Andino is a native of Eldersburg, Md. He and his wife, Kelli, reside in Pittsburgh.



➤ **RODGERS FREYVOGEL** EQUIPMENT MANAGER

Rodgers Freyvogel is in his 36th season with the Steelers and his 19th as the team's equipment manager.

Freyvogel oversees all of the purchasing, fitting, customizing, issuing and reconditioning of the Steelers equipment and uniforms.

Freyvogel joined the Steelers as field manager in 1980 and was responsible for the preparation and maintenance of the Steelers' practice fields, while assisting equipment manager Tony Parisi.

Born in Pittsburgh, Freyvogel grew up on Pittsburgh's North Side, where he attended North Catholic High School. He and his wife, Rebecca, currently live in Warrendale and have two sons, William and Trevor.



➤ PATRICK NOONE

FIELD MANAGER/ASSISTANT EQUIPMENT MANAGER

Patrick Noone is in his sixth season as the Steelers' field manager/assistant equipment manager and his ninth with the team.

Noone joined the organization in 2006 as an equipment intern, a position he held for four years before being promoted to his current position.

Noone is responsible for preparing the field for practice and game day, setting up the locker room for both players and coaches, and assisting equipment manager Rodgers Freyvogel in the issuing and reconditioning of the players' equipment and uniforms.

A native of Pittsburgh and a Penn Hills High School graduate, Noone graduated from the University of Pittsburgh in 2007 with a degree in history. He served as a student manager for the Panthers' football team from 2002-05. Noone and his wife, Samantha, reside in Pittsburgh. They have twin daughters, Abigail and Alexandra.



➤ ADAM REGAN

EQUIPMENT/FIELD ASSISTANT

Adam Regan is in his second season as an equipment/field assistant. He assists in field preparation for practices and games, setting up the locker rooms and with any uniform and equipment needs for players.

Regan started as a ballboy in 2003. Since that time he has assisted the Steelers' equipment staff in a variety of ways, including serving as an equipment intern.

A native of Pittsburgh, he attended Duquesne University, graduating with a degree in professional communications and organizational leadership in 2008. Regan also attended local Central Catholic High School.

Regan is cousins with current Steelers' quarterback Bruce Gradkowski and Broncos' offensive lineman Gino Gradkowski. He is married to Ashley.



2015

PLAYERS

PITTSBURGH STEELERS

Steelers



> Mike Adams *OT*

HEIGHT: 6-7
WEIGHT: 323
COLLEGE: Ohio State
BORN: March 10, 1990

BIRTHPLACE: Farrell, Pa.
HOW ACQUIRED: D2 - '12 (#56)
NFL EXPERIENCE: 4th year

PRO [41-20/1-0]: Recipient of the 2012 Joe Greene Great Performance Award, given annually to the team's top rookie...placed on the team's Reserve/Injured List on December 29, 2012, with an ankle injury...originally drafted by the Steelers in the second round (56th overall) of the 2012 NFL Draft.

2014 [16-4/1-0]: Saw action in all 16 regular-season games for the first time in his NFL career and the lone postseason contest...started four games in place of injured RT Marcus Gilbert (10/26 vs. Indianapolis, 11/30 vs. New Orleans, 12/7 at Cincinnati and 12/14 at Atlanta).

10/20 vs. Houston: Played the majority of the second quarter and the entire second half at RT in place of the injured Gilbert.

10/26 vs. Indianapolis: Marked his first start on the offensive line since 12/8/13 vs. Miami...was part of an offensive line that allowed zero sacks in 49 pass attempts and allowed QB Ben Roethlisberger to throw for single-game team records in completions (40) passing yards (522) and passing touchdowns (6).

12/7 at Cincinnati: Was part of an offensive line that allowed zero sacks in 39 pass attempts.

2013 [15-10]: Played in 15 games with 10 starts (five as an extra blocking TE and five at LT).

10/13 at N.Y. Jets: Inactive.

11/28 at Baltimore: Left the game late in the fourth quarter with an ankle injury and did not return.

12/8 vs. Miami: Returned to the starting lineup starting at left tackle in place of injured T Kelvin Beachum.

2012 [10-6]: Saw action in 10 games, making six starts...in his six starts, the Steelers averaged 124 rushing yards per game and rushed for 130+ yards four times, including three straight games...a back injury kept him out of one game (9/23 at Oakland) and he was inactive for four games due to an ankle injury (12/2 at Baltimore, 12/9 vs. San Diego, 12/16 at Dallas and 12/23 vs. Cincinnati)...was placed

on the team's Reserve/Injured List on December 29, 2012, and missed the season finale versus Cleveland (12/30).

9/9 at Denver: Played in his first career game...saw significant action at RT in place of injured T Marcus Gilbert.

10/11 at Tennessee: Saw significant action at RT in place of the injured Gilbert...was part of an offensive line that allowed only one sack in 40 pass attempts.

10/21 at Cincinnati: Made his first career start at RT in place of the injured Gilbert...was part of an offensive line that controlled the football for 37:30.

10/28 vs. Washington: Started for the second straight week at RT in place of the injured Gilbert...helped block for a Steelers' rushing attack that gained 140 yards on the ground.

11/4 at N.Y. Giants: Started and helped pave the way for RB Isaac Redman to record his first career 100-yard rushing performance (147 yards) in the regular season.

11/18 vs. Baltimore: Started and was part of an offensive line that helped control the ball for 32:51.

11/25 at Cleveland: Started his sixth straight contest at RT in place of the injured Gilbert...left the game in the third quarter with a left ankle injury and did not return.

COLLEGE Appeared in 30 games during his four-year career at Ohio State, starting 25 contests, including his last 21...registered 167 knockdowns and 33 touchdown-resulting blocks in his last two seasons...earned second-team All-Big Ten Conference honors in 2011...a consensus All-Big Ten Conference first-team choice in 2010...majored in criminology. **2011:** All-American Dream Team selection (second-team) by The NFL Draft Report...added second-team All-Big Ten Conference honors, despite missing the Buckeyes' first five games due to an NCAA suspension...started the final eight contests...made two touchdown-resulting blocks in his first game back as the running unit piled up 243 yards vs. Nebraska...closed out the year with 13 touchdown-resulting blocks and 78 knockdowns for an offense that averaged 308.2

MIKE ADAMS

yards per game without their left tackle and 324.38 yards with him in the lineup. **2010:** All-American third-team selection by The NFL Draft Report...consensus All-Big Ten Conference first-team choice...started all 13 games at left tackle...paced the Buckeyes with an 89.6% grade for blocking consistency, registering 89 knockdowns and 20 touchdown-resulting blocks...helped pave the way for the team to rank 11th in the nation in scoring (38.77 ppg), 14th in rushing (220.08 ypg) and 20th in total offense (448.62 ypg). **2009:** Started four games against Illinois, Indiana, Wisconsin and Purdue...made first career start against Illinois...did not play against Minnesota, New Mexico State and Penn State because of a knee injury. **2008:** Saw action in four games as a reserve offensive tackle.

PERSONAL

Attended Dublin-Coffman High School (Dublin, Ohio)...regarded as the nation's top offensive tackle prospect by ESPN, Scout.com, Rivals.com, Prep Star and Super Prep...led the



team to a 13-1 record, ranking second in the state and ninth nationally during his senior year...an All-Ohio pick as a junior and senior, he added All-Ohio Capital Conference, All-Metro, and All-District each of those seasons...selected *Parade* and EA Sports All-American in 2007...was the top-rated player on the *Detroit Free Press* "Best of the Midwest" team and chosen *USA Today* All-USA...competed in the U.S. Army All-American Bowl...son of Heidi Davidson...is a native of Farrell, Pa. (hour north of Pittsburgh), where he lived until he was 12 years old...Full name: Michael Angelo Adams.

> ADAMS' CAREER TOTALS

Year	Team	GP	GS
2012	Pittsburgh	10	6
2013	Pittsburgh	15	10
2014	Pittsburgh	16	4
NFL TOTALS		41	20

> ADAMS' CAREER POSTSEASON TOTALS

Year	Team	GP	GS
2014	Pittsburgh	1	0
NFL Totals		1	0

> Cortez Allen CB

HEIGHT: 6-1
WEIGHT: 196
COLLEGE: The Citadel
BORN: Oct. 29, 1988

BIRTHPLACE: Ocala, Fla.
HOW ACQUIRED: D4 - '11 (#128)
NFL EXPERIENCE: 5th year

PRO

(55-18/0-0): Placed on the team's Reserve/Injured List due to a thumb injury on December 6, 2014...signed a five-year contract extension on September 6, 2014, to remain with the team through 2018...originally drafted by the Steelers in the fourth round (128th overall) of the 2011 NFL Draft.

2014

(11-7/0-0): Saw action in 11 games with seven starts...inactive 11/30 vs. New Orleans due to a thumb injury...placed on the team's Reserve/Injured List due to a thumb injury on December 6.

9/7 vs. Cleveland: Started at CB for the second consecutive season opener...led the cornerback group with five tackles.

9/21 at Carolina: Led the team with a career-best nine tackles.

9/28 vs. Tampa Bay: Recorded his first interception of the season and returned it 27 yards...added a season-high two pass breakups.

10/5 at Jacksonville: Posted his second interception of the season and the sixth of his career...became the first Steeler to have an interception in back-to-back games since 2011 (Ike Taylor, Weeks 12-13)...totaled double-digit tackles (10) for the first time in his career.

10/12 at Cleveland: Talled his second career fumble recovery in the fourth quarter that was forced by S Mike Mitchell...played in his 50th career contest.

2013

(14-8): Saw action in 14 games, making a career-best eight starts...registered first career interception returned for a touchdown (12/22 at Green Bay)...inactive for two games due to an ankle injury (9/16 at Cincinnati and 9/22 vs. Chicago).

CORTEZ ALLEN

10/20 vs. Baltimore: Led the defensive backs in tackles (9)...added one special teams tackle.

10/27 at Oakland: Recorded his third career interception.

11/10 vs. Buffalo: Recorded a season-high two pass breakups.

11/17 vs. Detroit: Tied his season-high with two pass breakups.

11/28 at Baltimore: Totaled one pass breakup and one special teams tackle.

12/8 vs. Miami: Tied for the team-lead with two pass breakups.

12/15 vs. Cincinnati: Led the defensive backs with eight tackles.

12/22 at Green Bay: Picked off QB Matt Flynn and returned it 40 yards for a touchdown...marked his fourth career interception, the second this season and his first returned for a touchdown.

12/29 vs. Cleveland: Led the defensive backs with two pass breakups.

2012 (15-3): Saw an increased role in his second season, serving as the team's top reserve cornerback...made the first three starts of his career, starting three of the last four regular-season games in place of injured CB Ike Taylor...caused five turnovers in the final two games of the season (two interceptions, three forced fumbles)...finished the season with new career-highs in nearly every statistical category, including tackles (44), forced fumbles (3), interceptions (2), and fumble recoveries (1)...also tied a career-high with eight special teams tackles.

10/7 vs. Philadelphia: Had one special teams stop.

10/21 at Cincinnati: Had one special teams stop.

10/28 vs. Washington: Had one special teams tackle.

11/4 at N.Y. Giants: Recorded one special teams stop.

11/12 vs. Kansas City: Had a team-high and tied career-high with two special teams stops.

11/18 vs. Baltimore: Named a special teams captain for the game.

11/25 at Cleveland: Tied career-high with two special teams tackles.

12/2 at Baltimore: Saw significant action at CB in place of the injured Taylor...led the defensive backs in tackles (6) and pass breakups (career-high 4)...was part of a secondary that held the Ravens to 177 net passing yards.

12/9 vs. San Diego: Made his first career start at CB in place of the injured Taylor...recorded seven tackles.

12/16 at Dallas: Inactive due to a groin injury, snapping a streak of 28 consecutive regular-season games played.

12/23 vs. Cincinnati: Returned to the starting lineup...registered the first two interceptions of his career and his first career forced fumble...intercepted QB Andy Dalton at the Bengals' 38-yard line and returned it six yards on their first offensive play of the second half...his second interception came after CB Josh Victorian deflected a pass at the Pittsburgh 23-yard line...dating back to 2000, marked the 12th time a Steelers' player recorded two interceptions in a single game, and the first since S Troy Polamalu had two vs. Cincinnati on 12/12/10...added a team-high three pass breakups...forced a fumble on WR A.J. Green early in the fourth quarter that was recovered by S Ryan Clark.

12/30 vs. Cleveland: Registered a career-best two forced fumbles...the first was recovered by LB Lawrence Timmons at the Browns' 24-yard line, and the ensuing drive resulted in a Steelers' touchdown...the second was forced on WR Travis Benjamin, and he returned it 21 yards to the Cleveland 27-yard line...recorded eight tackles.

2011 (15-0/0-0): Saw action in 15 games on special teams and in the secondary...missed one regular-season contest due to an ankle injury and the lone postseason contest with a shoulder injury...recorded 10 tackles and added eight special teams tackles.

9/11 at Baltimore: Saw action on special teams in his first career game.

9/18 vs. Seattle: Recorded one special teams tackle.

10/16 vs. Jacksonville: Registered one special teams tackle.

10/23 at Arizona: Recorded first career tackle on defense.

10/30 vs. New England: Saw action in the secondary and on special teams...registered four tackles...

was part of a secondary that held the Patriots to 198 yards passing.

11/6 vs. Baltimore: Recorded three tackles and one special teams tackle.

11/13 at Cincinnati: Totaled one tackle and a career-high two special teams tackles.

12/4 vs. Cincinnati: Finished with one special teams tackle.

12/24 vs. St. Louis: Tied career-high with two special teams tackles.

1/1 at Cleveland: Left the game in the second quarter with a shoulder injury and did not return.

COLLEGE

Started 28-of-39 games at The Citadel...recorded 121 tackles (77 solo) with three stops for minus-seven yards and a pair of fumble recoveries...deflected 16 passes and intercepted five others for 130 yards in returns and two touchdowns...also returned a partially blocked punt five yards to set up a scoring drive...became the sixth player in Southern Conference history to generate 100 yards via interceptions in a game...his 112 interception return yards as a junior marked just the sixth time a Bulldog player amassed over 100 return yards in a season (first since 1977)...was also part of a 2009 squad that averaged 37.33 yards per interception return in 2009 (11 for 341 yards), breaking the old FCS team season record of 34.45 yards per return by the 2001 North Carolina A&T team (20 for 689 yards)...also recorded 13 tackles on special teams...did not allow any receptions in 13 of the 29 games he started...in 2010, became the first NCAA Football Championship defender to intercept the first play from scrimmage and return it for a touchdown in a season opener, accomplishing that feat vs. Chowan University...majored in health and wellness. **2010:** Started all 11 games...earned All-

Southern Conference second-team honors from the league's coaches...rated the second-best draft eligible cornerback in the NCAA Football Championship Subdivision ranks by *The NFL Draft Report*...recorded 23 tackles (13 solo)...led the team with six pass deflections and intercepted two passes for 18 yards, including one touchdown...made eight of his stops inside the red zone, including two on goal-line plays. **2009:** Started all 11 games...an All-American third-team choice by *The NFL Draft Report*...received second-team All-Southern Conference honors from the league's media...ranked second on the team with 57 tackles (36 solo)...became the sixth player in school history to record over 100 return yards with his pass thefts (112), the highest total by a Bulldog since 1977...added two tackles on the Bulldogs' kickoff coverage unit. **2008:** Played in all 12 games, starting six at cornerback...finished ninth on the team with 39 tackles (27 solo), as he posted a pair of stops behind the line of scrimmage...recovered a fumble and deflected five passes, as he also fielded a partially blocked punt for a five-yard return. **2007:** Saw action on special teams in four games...finished with a pair of tackles. **2006:** Red-shirted as a freshman...appeared briefly in the Georgia Southern game.

PERSONAL

Attended North Marion High School (Ocala, Fla.) where he was a track standout before joining the football team during his senior campaign...helped the team record a 10-4 record and capture the 2005 regional championship...earned Class AAA All-State, All-City and All-District V honors, in addition to being named the Colts' Most Improved Player...recorded 45 tackles (24 solo) with five pass deflections, one interception and one fumble recovery during the regular season (11 games)...competed in the prestigious North-South All-Star Classic...son of Louis Green and Lois Allen...Full name: Cortez Laquan Allen.

ALLEN'S 2014 GAME-BY-GAME STATISTICS

Date	Opponent	GP	GS	T	AT	TOT	Sacks	Yds	Int/Yds	PD	FF	FR
9/7	CLEVELAND	1	1	4	1	5	0.0	0.0	0/0	1	0	0
9/11	at Baltimore	1	1	2	0	2	0.0	0.0	0/0	1	0	0
9/21	at Carolina	1	1	9	0	9	0.0	0.0	0/0	1	0	0
9/28	TAMPA BAY	1	1	6	1	7	0.0	0.0	1/27	2	0	0
10/5	at Jacksonville	1	1	9	1	10	0.0	0.0	1/0	2	0	0
10/12	at Cleveland	1	1	6	1	7	0.0	0.0	0/0	0	0	1
10/20	HOUSTON	1	1	2	0	2	0.0	0.0	0/0	1	0	0
10/26	INDIANAPOLIS	1	0	2	0	2	0.0	0.0	0/0	1	0	0
11/2	BALTIMORE	1	0	0	0	0	0.0	0.0	0/0	0	0	0
11/9	at N.Y. Jets	1	0	0	0	0	0.0	0.0	0/0	0	0	0

CORTEZ ALLEN

> ALLEN'S 2014 GAME-BY-GAME STATISTICS (Continued)

Date	Opponent	GP	GS	T	AT	TOT	Sacks	Yds	Int/Yds	PD	FF	FR
11/17	at Tennessee	1	0	0	0	0	0.0	0.0	0/0	0	0	0
11/30	NEW ORLEANS						INACTIVE					
12/6	– Season						RESERVE/INJURED LIST					
SEASON TOTALS		11	7	40	4	44	0.0	0.0	2/27	9	0	1

> ALLEN'S 2013 GAME-BY-GAME STATISTICS

Date	Opponent	GP	GS	T	AT	TOT	Sacks	Yds	Int/Yds	PD	FF	FR
9/8	TENNESSEE	1	1	3	0	3	0.0	0.0	0/0	0	0	0
9/16	at Cincinnati						INACTIVE					
9/22	CHICAGO						INACTIVE					
9/29	vs. Minnesota	1	1	2	1	3	0.0	0.0	0/0	0	0	0
10/13	at N.Y. Jets	1	1	3	1	4	0.0	0.0	0/0	1	0	0
10/20	BALTIMORE	1	0	8	1	9	0.0	0.0	0/0	1	0	0
10/27	at Oakland	1	0	1	0	1	0.0	0.0	1/3	0	0	0
11/3	at New England	1	0	0	0	0	0.0	0.0	0/0	0	0	0
11/10	BUFFALO	1	0	3	0	3	0.0	0.0	0/0	2	0	0
11/17	DETROIT	1	1	0	1	1	0.0	0.0	0/0	2	0	0
11/24	at Cleveland	1	0	4	0	4	0.0	0.0	0/0	0	0	0
11/28	at Baltimore	1	0	5	0	5	0.0	0.0	0/0	1	0	0
12/8	MIAMI	1	1	3	0	3	0.0	0.0	0/0	2	0	0
12/15	CINCINNATI	1	1	6	2	8	0.0	0.0	0/0	1	0	0
12/22	at Green Bay	1	1	5	1	6	0.0	0.0	1/40t	2	0	0
12/29	CLEVELAND	1	1	1	0	1	0.0	0.0	0/0	2	0	0
SEASON TOTALS		14	9	44	7	51	0.0	0.0	2/43	14	0	0

> ALLEN'S 2012 GAME-BY-GAME STATISTICS

Date	Opponent	GP	GS	T	AT	TOT	Sacks	Yds	Int/Yds	PD	FF	FR
9/9	at Denver	1	0	2	0	2	0.0	0.0	0/0	0	0	0
9/16	N.Y. JETS	1	0	1	0	1	0.0	0.0	0/0	1	0	0
9/23	at Oakland	1	0	1	0	1	0.0	0.0	0/0	1	0	0
10/7	PHILADELPHIA	1	0	1	0	1	0.0	0.0	0/0	0	0	0
10/11	at Tennessee	1	0	3	2	5	0.0	0.0	0/0	1	0	0
10/21	at Cincinnati	1	0	1	0	1	0.0	0.0	0/0	0	0	0
10/28	WASHINGTON	1	0	1	0	1	0.0	0.0	0/0	0	0	0
11/4	at N.Y. Giants	1	0	0	0	0	0.0	0.0	0/0	1	0	0
11/12	KANSAS CITY	1	0	0	0	0	0.0	0.0	0/0	0	0	0
11/18	BALTIMORE	1	0	1	0	1	0.0	0.0	0/0	0	0	0
11/25	at Cleveland	1	0	3	0	3	0.0	0.0	0/0	0	0	0
12/2	at Baltimore	1	0	3	3	6	0.0	0.0	0/0	4	0	0
12/9	SAN DIEGO	1	1	7	0	7	0.0	0.0	0/0	0	0	0
12/16	at Dallas						INACTIVE					
12/23	CINCINNATI	1	1	6	1	7	0.0	0.0	2/6	3	1	0
12/30	CLEVELAND	1	1	7	1	8	0.0	0.0	0/0	0	2	1
SEASON TOTALS		15	3	37	7	44	0.0	0.0	2/6	11	3	1

> ALLEN'S 2011 GAME-BY-GAME STATISTICS

Date	Opponent	GP	GS	T	AT	TOT	Sacks	Yds	Int/Yds	PD	FF	FR
9/11	at Baltimore	1	0	0	0	0	0.0	0.0	0/0	0	0	0
9/18	SEATTLE	1	0	0	0	0	0.0	0.0	0/0	0	0	0
9/25	at Indianapolis	1	0	0	0	0	0.0	0.0	0/0	0	0	0
10/2	at Houston	1	0	0	0	0	0.0	0.0	0/0	0	0	0
10/9	TENNESSEE						INACTIVE					
10/16	JACKSONVILLE	1	0	0	0	0	0.0	0.0	0/0	0	0	0
10/23	at Arizona	1	0	1	0	1	0.0	0.0	0/0	0	0	0
10/30	NEW ENGLAND	1	0	3	1	4	0.0	0.0	0/0	0	0	0
11/6	BALTIMORE	1	0	3	0	3	0.0	0.0	0/0	0	0	0
11/13	at Cincinnati	1	0	1	0	1	0.0	0.0	0/0	0	0	0
11/27	at Kansas City	1	0	0	0	0	0.0	0.0	0/0	0	0	0
12/4	CINCINNATI	1	0	0	0	0	0.0	0.0	0/0	0	0	0

> ALLEN'S 2011 GAME-BY-GAME STATISTICS (Continued)

Date	Opponent	GP	GS	T	AT	TOT	Sacks	Yds	Int/Yds	PD	FF	FR
12/8	CLEVELAND	1	0	0	0	0	0.0	0.0	0/0	0	0	0
12/19	at San Francisco	1	0	1	0	1	0.0	0.0	0/0	0	0	0
12/24	ST. LOUIS	1	0	0	0	0	0.0	0.0	0/0	0	0	0
1/1	at Cleveland	1	0	0	0	0	0.0	0.0	0/0	0	0	0
SEASON TOTALS		15	0	9	1	10	0.0	0.0	0/0	0	0	0

POSTSEASON

1/8	at Denver	INACTIVE										
POSTSEASON TOTALS		0	0	0	0	0	0.0	0.0	0/0	0	0	0

> ALLEN'S CAREER TOTALS

REGULAR SEASON

Year	Team	GP	GS	T	AT	TOT	Sacks	Yds	Int/Yds	PD	FF	FR
2011	Pittsburgh	15	0	9	1	10	0.0	0.0	0/0	0	0	0
2012	Pittsburgh	15	3	37	7	44	0.0	0.0	2/6	11	3	1
2013	Pittsburgh	14	8	44	7	51	0.0	0.0	2/43	14	0	0
2014	Pittsburgh	11	7	40	4	44	0.0	0.0	2/27	9	0	1
NFL TOTALS		55	18	130	19	149	0.0	0.0	6/76	34	3	2

Career Special Teams Tackles (18): 8 in '11, 8 in '12 and 2 in '13.

Additional Statistics: Has registered one touchdown, 40-yard interception return at Green Bay on 12/22/13.

REGULAR-SEASON SINGLE-GAME HIGHS:

Total Tackles: 10, at Jacksonville, 10/5/14; Solo Tackles: 9, twice, last at Jacksonville, 10/5/14; Interceptions: 2, vs. Cincinnati, 12/23/12; Interception Yards: 40t, at Green Bay, 12/22/13; Passes Defended: 4, at Baltimore, 12/2/12; Forced Fumbles: 2, vs. Cleveland, 12/30/12; Fumble Recoveries: 1, twice, last at Cleveland, 10/12/14.

POSTSEASON

Year	Team	GP	GS	T	AT	TOT	Sacks	Yds	Int/Yds	PD	FF	FR
2011	Pittsburgh	INACTIVE										
2014	Pittsburgh	RESERVE/INJURED LIST										
NFL TOTALS		0	0	0	0	0	0.0	0.0	0/0	0	0	0



> Will Allen

HEIGHT: 6-1
WEIGHT: 200
COLLEGE: Ohio State
BORN: June 17, 1982

BIRTHPLACE: Dayton, Ohio
HOW ACQUIRED: FA - '13
NFL EXPERIENCE: 12th year

PRO

(163-39/6-0): Re-signed a one-year contract with the Steelers on March 12, 2014...signed with the Steelers on October 9, 2013...released by the Dallas Cowboys on October 8, 2013...signed with the Cowboys as an unrestricted free agent (from Pittsburgh) on March 27, 2013...signed a three-year contract with the Steelers as an unrestricted free agent (from Tampa Bay) on March 8, 2010...placed on the Buccaneers' Reserve/Injured List on November 11, 2009, with a thumb injury and missed the remainder of the 2009 season...re-signed a one-year contract with the Buccaneers on March 3, 2009...originally drafted by

the Buccaneers in the fourth round (111th overall) of the 2004 NFL Draft.

2014

(16-4/1-0) [Pit]: Saw action in all 16 regular-season games with four starts (11/9 at N.Y. Jets, 11/17 at Tennessee, 12/21 vs. Kansas City and 12/28 vs. Cincinnati)...also saw action in the lone postseason game...totaled six special teams tackles in the regular season (two, 10/5 at Jacksonville, and one, 11/2 vs. Baltimore, 11/30 vs. New Orleans, 12/7 at Cincinnati and 12/21 vs. Kansas City).

WILL ALLEN

11/9 at N.Y. Jets: Totaled a season-high five tackles.

11/17 at Tennessee: Tied for the team-lead with five tackles.

12/14 at Atlanta: Forced a fumble on the Falcons' first drive of the second half...marked his first forced fumble of the season, his third as a Steeler and third of his career.

2013 (17-2) (Pit/Dal): Played in 17 games (five with Dallas and 12 with Pittsburgh)...made two starts in the secondary for the Cowboys...totaled 42 tackles, four pass breakups, two interceptions, one forced fumble and one fumble recovery...registered 40 interception return yards, which are the most in a single-season in his career...added two special teams tackles (one 10/27 at Oakland and 11/24 at Cleveland).

9/8 vs. N.Y. Giants (with Dallas): Recorded an interception, the fifth of his career and first since 1/1/06 vs. New Orleans, when he played for Tampa Bay.

11/17 vs. Detroit: Saw increased action in the secondary due to injured S Shamarko Thomas...intercepted QB Matthew Stafford with less than five minutes remaining in the fourth quarter and returned it 27 yards to the Detroit 34-yard line...marked the longest interception return in his career...marked his second interception of the season and sixth of his career...the ensuing drive resulted in a Steelers' touchdown that gave Pittsburgh a 37-27 lead...forced a fumble on RB Reggie Bush that was recovered and returned to the Detroit 32-yard line...the ensuing drive resulted in a field goal to give Pittsburgh a 17-3 lead...marked his second career forced fumble on defense, the other coming on 10/11/12 at Tennessee...led the team with nine tackles.

11/24 at Cleveland: Recovered a fumble that was forced by CB William Gay and returned it 49 yards to the Cleveland four-yard line...the Steelers scored on the next play to take a 20-3 lead.

11/28 at Baltimore: Led the defensive backs with six tackles.

12/8 vs. Miami: Tied for the lead in tackles for defensive backs (5).

2012 (16-7) (Pit): Saw action in the secondary and on special teams in all 16 games...made the most starts in a single season (7) since he started all 16 games in 2006 with Tampa Bay...added a career-high five passes defended and forced his first career fumble at Tennessee (10/11/12)...totaled four

special teams tackles (two, 10/28 vs. Washington, and one, 12/9 vs. San Diego and 12/16 at Dallas)...served as special teams captain 12/23 vs. Cincinnati and 12/30 vs. Cleveland.

9/23 at Oakland: Left the game in the third quarter with a stinger and did not return.

10/11 at Tennessee: Made his first career start as a Steeler in place of injured S Troy Polamalu...tied for second on the team with eight tackles...marked the most tackles in a regular-season game since he totaled 10 on 9/27/09 vs. the N.Y. Giants...forced his first career fumble on defense.

10/21 at Cincinnati: Tied S Ryan Clark (5) for the most tackles in the secondary...left the game in the third quarter with a right ankle injury and did not return.

10/28 vs. Washington: Started at safety in place of the injured Polamalu...had a career-high and team-high four pass breakups.

11/25 at Cleveland: Started his seventh straight game in place of the injured Polamalu...was part of a secondary that held the opponent to less than 170 net passing yards for the sixth straight game.

2011 (16-0/1-0) (Pit): Saw action in all 16 regular-season contests and the lone post-season contest mainly on special teams...recorded nine special teams tackles (three, 12/24 vs. St. Louis, two, 10/30 vs. New England, and one, 10/2 at Houston, 10/23 at Arizona, 12/8 vs. Cleveland and 1/1 at Cleveland).

2010 (14-0/2-0) (Pit): Saw action in 14 games in the regular season...inactive for two games (11/14 vs. New England and 11/21 vs. Oakland) because of a concussion...recorded 12 special teams tackles (two, 11/8 at Cincinnati, 12/19 vs. N.Y. Jets and 12/23 vs. Carolina, and one, 9/12 vs. Atlanta, 9/19 at Tennessee, 9/26 at Tampa Bay, 10/17 vs. Cleveland, 12/12 vs. Cincinnati and 1/2 at Cleveland)...also recovered his third career fumble on special teams (12/23 vs. Carolina)...saw action on special teams in two postseason contests, recording two tackles (two, AFC Divisional Game 1/5 vs. Baltimore)...inactive for the AFC Championship Game due to a knee injury.

2009 (8-2) (T.B.): Played in eight games with two starts before being placed on the Buccaneers' Reserve/Injured List on November 11, 2009 with a thumb injury...totaled two special teams tackles (two, 9/20 at Buffalo).

9/27 vs. N.Y. Giants: Made first start of season and led the secondary with a career-high 10 tackles.

2008 [16-0] (T.B.): Appeared in all 16 contests on the season...named a special teams captain...ranked second on the team with a career-high 21 special teams tackles (three, 10/19 vs. Seattle and 11/30 vs. New Orleans, two, 9/28 vs. Green Bay, 10/5 at Denver, 11/2 at Kansas City, 11/23 at Detroit, 12/8 vs. Carolina and 12/28 vs. Oakland, and one, 9/13 at New Orleans, 9/21 at Chicago and 10/12 vs. Carolina)...also forced his second career fumble on special teams (11/16 vs. Minnesota).

11/23 at Detroit: Recovered his second career fumble on defense late in the fourth quarter.

2007 [15-0/1-0] (T.B.): Played in 15 games...inactive 9/23 vs. St. Louis...also appeared in lone postseason contest...totaled 15 special teams tackles in the regular season (three, 12/16 vs. Atlanta, two, 10/14 vs. Tennessee, 11/18 at Atlanta, 12/2 at New Orleans and 12/23 at San Francisco, and one, 9/9 at Seattle, 10/7 at Indianapolis, 10/21 at Detroit and 10/28 vs. Jacksonville)...added his first two career fumble recoveries on special teams (one, 11/26 vs. Washington and 12/30 vs. Carolina)...recorded one special teams tackle in the lone postseason contest (NFC Wild Card Game 1/6 vs. N.Y. Giants).

2006 [16-16] (T.B.): Started all 16 games for the first and only time in his career...totaled a career-high 77 tackles...registered five or more tackles in eight games...added four special teams tackles (one, 9/17 at Atlanta, 9/24 vs. Carolina, 10/8 at New Orleans and 12/17 at Chicago).

12/17 at Chicago: Totaled a season-high nine tackles.

2005 [13-8/1-0] (T.B.): Played in 13 games with eight starts...inactive for three games due to a knee injury (11/20 at Atlanta, 11/27 vs. Chicago and 12/4 at New Orleans)...totaled 48 tackles, a career-high three interceptions, four passes defended, and his first career fumble recovery...added 13 special teams tackles in the regular season (four, 9/11 at Minnesota, two, 9/25 at Green Bay, 10/16 vs. Miami, 10/30 at San Francisco, and one, 9/18 vs. Buffalo, 12/11 at Carolina and 1/1 vs. New Orleans)...saw action in the lone postseason contest, recording one special teams tackle (NFC Wild Card Game 1/7 vs. Washington).

9/25 at Green Bay: Recorded first career multi-interception game, picking off QB Brett Favre twice in the fourth quarter.

10/16 vs. Miami: Scored first career touchdown, returning a third quarter QB Gus Frerotte fumble 33 yards for a touchdown.

1/1 vs. New Orleans: Posted his fourth career interception.

2004 [16-0] (T.B.): Played in all 16 games...totaled 13 tackles, one interception and two passes defended on the season...added eight special teams tackles (two, 9/26 at Oakland and 11/7 vs. Kansas City, and one, 10/10 at New Orleans, 10/18 at St. Louis, 12/5 vs. Atlanta and 12/19 vs. New Orleans)...forced his first career fumble on special teams (9/26 at Oakland).

9/12 at Washington: Made his NFL debut.

12/12 at San Diego: Recorded his first career interception against Chargers' QB Drew Brees.

COLLEGE Played in 50 career games with 14 starts at Ohio State...finished his tenure with 136 career tackles, two sacks, 6.5 TFLs, two fumble recoveries, two forced fumbles, nine pass deflections and five interceptions...first-team All-American selection by The NFL Draft Report and the Football Writers Association in 2003...earned 2003 All-Big Ten Conference First-Team honors...majored in communications. **2003:** Started all 13 games at strong safety as a senior, ranking second on the team with a career-high 83 tackles (42 solo)...totaled two interceptions, six passes defended, two forced fumbles and one fumble recovery. **2002:** Played in all 13 games, starting one game as the nickel back...finished with 32 tackles (22 solo) and one sack...intercepted two passes and deflected two others...also recovered one fumble. **2001:** Played in all 12 games, mostly on special teams...recorded 14 tackles (13 solo), one sack, one interception and one pass deflection. **2000:** Played in all 12 games on special teams as a freshman...totaled seven solo tackles.

PERSONAL Attended Wayne High School (Huber Heights, Ohio)...earned Associated Press Division I All-Ohio, Super Prep All-Midwest and *Rivals.com* Top 100 honors...also played baseball and ran track...formulated the Will Allen Foundation in May

WILL ALLEN

2008, which performed charitable work in Tampa and in his hometown of Dayton, Ohio...took part in three-day seminars at both the Harvard Business School and the Kellogg School of Management at Northwestern University as part of the NFL's Business Management and Entrepreneurial Program in February and March 2008...escorted cancer survivors during the SAKS Fifth Avenue "Key to the Cure" Fashion Show to benefit the H. Lee Moffitt Cancer Center & Research Institute in October 2007...in the spring of 2006, developed "Quest for Real Life Success"...Quest is an after school program designed

to prepare students for life after high school...in October 2005, teamed up with several teammates, the Home Depot and the United Way of Tampa Bay to landscape the front of Potter Elementary School in Tampa as part of the NFL/United Way Hometown Huddle in an effort to inspire volunteerism throughout the community...in 2014, participated in an externship program in conjunction with the NFL's Player Engagement initiative...has two younger brothers who played college football; Steve, for Army and Chris, for Ball State...son of Keith and Monica Allen...Full name: Will Allen.

▶ ALLEN'S 2014 GAME-BY-GAME STATISTICS

Date	Opponent	GP	GS	T	AT	TOT	Sacks	Yds	Int/Yds	PD	FF	FR
9/7	CLEVELAND	1	0	0	0	0	0.0	0.0	0/0	0	0	0
9/11	at Baltimore	1	0	0	0	0	0.0	0.0	0/0	0	0	0
9/21	at Carolina	1	0	0	0	0	0.0	0.0	0/0	0	0	0
9/28	TAMPA BAY	1	0	0	0	0	0.0	0.0	0/0	0	0	0
10/5	at Jacksonville	1	0	0	0	0	0.0	0.0	0/0	0	0	0
10/12	at Cleveland	1	0	0	0	0	0.0	0.0	0/0	0	0	0
10/20	HOUSTON	1	0	0	0	0	0.0	0.0	0/0	0	0	0
10/26	INDIANAPOLIS	1	0	0	0	0	0.0	0.0	0/0	0	0	0
11/2	BALTIMORE	1	0	2	2	4	0.0	0.0	0/0	0	0	0
11/9	at N.Y. Jets	1	1	1	4	5	0.0	0.0	0/0	0	0	0
11/17	at Tennessee	1	1	2	3	5	0.0	0.0	0/0	0	0	0
11/30	NEW ORLEANS	1	0	1	0	1	0.0	0.0	0/0	0	0	0
12/7	at Cincinnati	1	0	0	0	0	0.0	0.0	0/0	0	0	0
12/14	at Atlanta	1	0	1	1	2	0.0	0.0	0/0	0	1	0
12/21	KANSAS CITY	1	1	6	0	6	0.0	0.0	0/0	0	0	0
12/28	CINCINNATI	1	1	6	1	7	0.0	0.0	0/0	0	0	0
SEASON TOTALS		16	4	19	11	30	0.0	0.0	0/0	0	1	0

▶ POSTSEASON

1/3	BALTIMORE	1	0	0	0	0	0.0	0.0	0/0	0	0	0
POSTSEASON TOTALS		1	0	0	0	0	0.0	0.0	0/0	0	0	0

▶ ALLEN'S 2013 GAME-BY-GAME STATISTICS (9/8-10/6 with Dallas, 10/13-Season with Pittsburgh)

Date	Opponent	GP	GS	T	AT	TOT	Sacks	Yds	Int/Yds	PD	FF	FR
9/8	N.Y. GIANTS	1	1	2	1	3	0.0	0.0	1/13	2	0	0
9/15	at Kansas City	1	1	2	2	4	0.0	0.0	0/0	1	0	0
9/22	ST. LOUIS	1	0	0	0	0	0.0	0.0	0/0	0	0	0
9/29	at San Diego	1	0	0	0	0	0.0	0.0	0/0	0	0	0
10/6	DENVER	1	0	1	1	2	0.0	0.0	0/0	0	0	0
10/13	at N.Y. Jets	1	0	0	0	0	0.0	0.0	0/0	0	0	0
10/20	BALTIMORE	1	0	0	0	0	0.0	0.0	0/0	0	0	0
10/27	at Oakland	1	0	0	0	0	0.0	0.0	0/0	0	0	0
11/3	at New England	1	0	0	0	0	0.0	0.0	0/0	0	0	0
11/10	BUFFALO	1	0	0	0	0	0.0	0.0	0/0	0	0	0
11/17	DETROIT	1	0	8	1	9	0.0	0.0	1/27	1	1	0
11/24	at Cleveland	1	0	3	0	3	0.0	0.0	0/0	0	0	1
11/28	at Baltimore	1	0	5	1	6	0.0	0.0	0/0	0	0	0
12/8	MIAMI	1	0	4	1	5	0.0	0.0	0/0	0	0	0
12/15	CINCINNATI	1	0	3	2	5	0.0	0.0	0/0	0	0	0
12/22	at Green Bay	1	0	0	2	2	0.0	0.0	0/0	0	0	0
12/29	CLEVELAND	1	0	3	0	3	0.0	0.0	0/0	0	0	0
SEASON TOTALS		17	2	31	11	42	0.0	0.0	2/40	4	1	1

ALLEN'S 2012 GAME-BY-GAME STATISTICS

Date	Opponent	GP	GS	T	AT	TOT	Sacks	Yds	Int/Yds	PD	FF	FR
9/9	at Denver	1	0	0	0	0	0.0	0.0	0/0	0	0	0
9/16	N.Y. JETS	1	0	0	0	0	0.0	0.0	0/0	0	0	0
9/23	at Oakland	1	0	1	0	1	0.0	0.0	0/0	0	0	0
10/7	PHILADELPHIA	1	0	0	0	0	0.0	0.0	0/0	0	0	0
10/11	at Tennessee	1	1	4	4	8	0.0	0.0	0/0	0	1	0
10/21	at Cincinnati	1	1	2	3	5	0.0	0.0	0/0	0	0	0
10/28	WASHINGTON	1	1	2	1	3	0.0	0.0	0/0	4	0	0
11/4	at N.Y. Giants	1	1	4	1	5	0.0	0.0	0/0	1	0	0
11/12	KANSAS CITY	1	1	3	0	3	0.0	0.0	0/0	0	0	0
11/18	BALTIMORE	1	1	2	0	2	0.0	0.0	0/0	0	0	0
11/25	at Cleveland	1	1	2	2	4	0.0	0.0	0/0	0	0	0
12/2	at Baltimore	1	0	2	1	3	0.0	0.0	0/0	0	0	0
12/9	SAN DIEGO	1	0	0	0	0	0.0	0.0	0/0	0	0	0
12/16	at Dallas	1	0	0	0	0	0.0	0.0	0/0	0	0	0
12/23	CINCINNATI	1	0	0	0	0	0.0	0.0	0/0	0	0	0
12/30	CLEVELAND	1	0	0	0	0	0.0	0.0	0/0	0	0	0
SEASON TOTALS		16	7	22	12	34	0.0	0.0	0/0	5	1	0

ALLEN'S 2011 GAME-BY-GAME STATISTICS

Date	Opponent	GP	GS	T	AT	TOT	Sacks	Yds	Int/Yds	PD	FF	FR
9/11	at Baltimore	1	0	0	0	0	0.0	0.0	0/0	0	0	0
9/18	SEATTLE	1	0	0	0	0	0.0	0.0	0/0	0	0	0
9/25	at Indianapolis	1	0	0	0	0	0.0	0.0	0/0	0	0	0
10/2	at Houston	1	0	0	0	0	0.0	0.0	0/0	0	0	0
10/9	TENNESSEE	1	0	0	0	0	0.0	0/0	0/0	0	0	0
10/16	JACKSONVILLE	1	0	0	0	0	0.0	0.0	0/0	0	0	0
10/23	at Arizona	1	0	0	0	0	0.0	0.0	0/0	0	0	0
10/30	NEW ENGLAND	1	0	0	0	0	0.0	0.0	0/0	0	0	0
11/6	BALTIMORE	1	0	0	0	0	0.0	0.0	0/0	0	0	0
11/13	at Cincinnati	1	0	0	0	0	0.0	0.0	0/0	0	0	0
11/27	at Kansas City	1	0	0	0	0	0.0	0.0	0/0	0	0	0
12/4	CINCINNATI	1	0	0	0	0	0.0	0.0	0/0	0	0	0
12/8	CLEVELAND	1	0	0	0	0	0.0	0.0	0/0	0	0	0
12/19	at San Francisco	1	0	0	0	0	0.0	0.0	0/0	0	0	0
12/24	ST. LOUIS	1	0	0	0	0	0.0	0.0	0/0	0	0	0
1/1	at Cleveland	1	0	0	0	0	0.0	0.0	0/0	0	0	0
SEASON TOTALS		16	0	0	0	0	0.0	0.0	0/0	0	0	0

POSTSEASON

1/8	at Denver	1	0	0	0	0	0.0	0.0	0/0	0	0	0
POSTSEASON TOTALS		1	0	0	0	0	0.0	0.0	0/0	0	0	0

ALLEN'S 2010 GAME-BY-GAME STATISTICS

Date	Opponent	GP	GS	T	AT	TOT	Sacks	Yds	Int/Yds	PD	FF	FR
9/12	ATLANTA	1	0	0	0	0	0.0	0.0	0/0	0	0	0
9/19	at Tennessee	1	0	0	0	0	0.0	0.0	0/0	0	0	0
9/26	at Tampa Bay	1	0	3	1	4	0.0	0.0	0/0	0	0	0
10/3	BALTIMORE	1	0	0	0	0	0.0	0.0	0/0	0	0	0
10/17	CLEVELAND	1	0	0	0	0	0.0	0.0	0/0	0	0	0
10/24	at Miami	1	0	0	0	0	0.0	0.0	0/0	0	0	0
10/31	at New Orleans	1	0	0	0	0	0.0	0.0	0/0	0	0	0
11/8	at Cincinnati	1	0	0	0	0	0.0	0.0	0/0	0	0	0
11/14	NEW ENGLAND						INACTIVE					
11/21	OAKLAND						INACTIVE					
11/28	at Buffalo	1	0	0	0	0	0.0	0.0	0/0	0	0	0
12/5	at Baltimore	1	0	0	0	0	0.0	0.0	0/0	0	0	0
12/12	CINCINNATI	1	0	0	0	0	0.0	0.0	0/0	0	0	0
12/19	N.Y. JETS	1	0	0	0	0	0.0	0.0	0/0	0	0	0
12/23	CAROLINA	1	0	0	1	1	0.0	0.0	0/0	0	0	0
1/2	at Cleveland	1	0	1	1	2	0.0	0.0	0/0	0	0	0
SEASON TOTALS		14	0	4	3	7	0.0	0.0	0/0	0	0	0

WILL ALLEN

> ALLEN'S 2010 GAME-BY-GAME STATISTICS (Continued)

POSTSEASON

Date	Opponent	GP	GS	T	AT	TOT	Sacks	Yds	Int/Yds	PD	FF	FR
1/15	BALTIMORE	1	0	0	0	0	0.0	0.0	0/0	0	0	0
1/23	N.Y. JETS						INACTIVE					
2/6	vs. Green Bay	1	0	0	0	0	0.0	0.0	0/0	0	0	0
POSTSEASON TOTALS		2	0	0	0	0	0.0	0.0	0/0	0	0	0

> ALLEN'S 2009 GAME-BY-GAME STATISTICS

Date	Opponent	GP	GS	T	AT	TOT	Sacks	Yds	Int/Yds	PD	FF	FR
9/13	DALLAS	1	0	0	0	0	0.0	0.0	0/0	0	0	0
9/20	at Buffalo	1	0	1	3	4	0.0	0.0	0/0	0	0	0
9/27	N.Y. GIANTS	1	1	9	1	10	0.0	0.0	0/0	0	0	0
10/4	at Washington	1	1	1	0	1	0.0	0.0	0/0	1	0	0
10/11	at Philadelphia	1	0	2	0	2	0.0	0.0	0/0	0	0	0
10/18	CAROLINA	1	0	0	0	0	0.0	0.0	0/0	0	0	0
10/25	NEW ENGLAND	1	0	0	0	0	0.0	0.0	0/0	0	0	0
11/8	GREEN BAY	1	0	3	0	3	0.0	0.0	0/0	0	0	0
11/15	at Miami						RESERVE/INJURED LIST					
11/22	NEW ORLEANS						RESERVE/INJURED LIST					
11/29	at Atlanta						RESERVE/INJURED LIST					
12/6	at Carolina						RESERVE/INJURED LIST					
12/13	N.Y. JETS						RESERVE/INJURED LIST					
12/20	at Seattle						RESERVE/INJURED LIST					
12/27	at New Orleans						RESERVE/INJURED LIST					
1/3	ATLANTA						RESERVE/INJURED LIST					
SEASON TOTALS		8	2	16	4	20	0.0	0.0	0/0	1	0	0

> ALLEN'S 2008 GAME-BY-GAME STATISTICS

Date	Opponent	GP	GS	T	AT	TOT	Sacks	Yds	Int/Yds	PD	FF	FR
9/7	at New Orleans	1	0	1	0	1	0.0	0.0	0/0	0	0	0
9/14	ATLANTA	1	0	0	0	0	0.0	0.0	0/0	0	0	0
9/21	at Chicago	1	0	1	0	1	0.0	0.0	0/0	0	0	0
9/28	GREEN BAY	1	0	2	0	2	0.0	0.0	0/0	0	0	0
10/5	at Denver	1	0	1	0	1	0.0	0.0	0/0	0	0	0
10/12	CAROLINA	1	0	0	1	1	0.0	0.0	0/0	0	0	0
10/19	SEATTLE	1	0	1	0	1	0.0	0.0	0/0	0	0	0
10/26	N.Y. GIANTS	1	0	0	0	0	0.0	0.0	0/0	0	0	0
11/2	at Kansas City	1	0	3	0	3	0.0	0.0	0/0	0	0	0
11/16	MINNESOTA	1	0	0	1	1	0.0	0.0	0/0	0	0	0
11/23	at Detroit	1	0	1	0	1	0.0	0.0	0/0	0	0	1
11/30	NEW ORLEANS	1	0	1	2	3	0.0	0.0	0/0	0	0	0
12/8	at Carolina	1	0	0	0	0	0.0	0.0	0/0	0	0	0
12/14	at Baltimore	1	0	1	0	1	0.0	0.0	0/0	0	0	0
12/21	SAN DIEGO	1	0	0	0	0	0.0	0.0	0/0	0	0	0
12/28	OAKLAND	1	0	2	1	3	0.0	0.0	0/0	0	0	0
SEASON TOTALS		16	0	14	5	19	0.0	0.0	0/0	0	0	1

> ALLEN'S 2007 GAME-BY-GAME STATISTICS

Date	Opponent	GP	GS	T	AT	TOT	Sacks	Yds	Int/Yds	PD	FF	FR
9/9	at Seattle	1	0	1	1	2	0.0	0.0	0/0	0	0	0
9/16	NEW ORLEANS	1	0	1	0	1	0.0	0.0	0/0	0	0	0
9/23	ST. LOUIS						INACTIVE					
9/30	at Carolina	1	0	1	0	1	0.0	0.0	0/0	0	0	0
10/7	at Indianapolis	1	0	0	0	0	0.0	0.0	0/0	0	0	0
10/14	TENNESSEE	1	0	1	0	1	0.0	0.0	0/0	0	0	0
10/21	at Detroit	1	0	0	0	0	0.0	0.0	0/0	0	0	0
10/28	JACKSONVILLE	1	0	0	0	0	0.0	0.0	0/0	0	0	0
11/4	CLEVELAND	1	0	0	0	0	0.0	0.0	0/0	0	0	0
11/18	at Atlanta	1	0	3	0	3	0.0	0.0	0/0	0	0	0
11/26	WASHINGTON	1	0	0	0	0	0.0	0.0	0/0	0	0	0
12/2	at New Orleans	1	0	2	0	2	0.0	0.0	0/0	0	0	0

> ALLEN'S 2007 GAME-BY-GAME STATISTICS (Continued)

Date	Opponent	GP	GS	T	AT	TOT	Sacks	Yds	Int/Yds	PD	FF	FR
12/9	at Houston	1	0	0	0	0	0.0	0.0	0/0	0	0	0
12/16	ATLANTA	1	0	3	0	3	0.0	0.0	0/0	0	0	0
12/23	at San Francisco	1	0	2	0	2	0.0	0.0	0/0	0	0	0
12/30	CAROLINA	1	0	4	1	5	0.0	0.0	0/0	0	0	0
SEASON TOTALS		15	0	18	2	20	0.0	0.0	0/0	0	0	0

POSTSEASON

1/6	NY GIANTS	1	0	0	2	2	0.0	0.0	0/0	0	0	0
POSTSEASON TOTALS		1	0	0	2	2	0.0	0.0	0/0	0	0	0

> ALLEN'S 2006 GAME-BY-GAME STATISTICS

Date	Opponent	GP	GS	T	AT	TOT	Sacks	Yds	Int/Yds	PD	FF	FR
9/20	BALTIMORE	1	1	4	2	6	0.0	0.0	0/0	0	0	0
9/17	at Atlanta	1	1	6	1	7	0.0	0.0	0/0	0	0	0
9/24	CAROLINA	1	1	3	4	7	0.0	0.0	0/0	1	0	0
10/8	at New Orleans	1	1	2	0	2	0.0	0.0	0/0	0	0	0
10/15	CINCINNATI	1	1	2	2	4	0.0	0.0	0/0	0	0	0
10/22	PHILADELPHIA	1	1	5	3	8	0.0	0.0	0/0	0	0	0
10/29	at NY Giants	1	1	3	2	5	0.0	0.0	0/0	0	0	0
11/5	NEW ORLEANS	1	1	1	1	2	0.0	0.0	0/0	0	1	0
11/13	at Carolina	1	1	4	0	4	0.0	0.0	0/0	0	0	0
11/19	WASHINGTON	1	1	2	1	3	0.0	0.0	0/0	0	0	0
11/23	at Dallas	1	1	7	1	8	0.0	0.0	0/0	0	0	0
12/3	at Pittsburgh	1	1	1	1	2	0.0	0.0	0/0	0	0	0
12/10	ATLANTA	1	1	2	0	2	0.0	0.0	0/0	0	0	0
12/17	at Chicago	1	1	7	2	9	0.0	0.0	0/0	0	0	0
12/24	at Cleveland	1	1	2	0	2	0.0	0.0	0/0	0	0	0
12/31	SEATTLE	1	1	5	1	6	0.0	0.0	0/0	0	0	0
SEASON TOTALS		16	16	56	21	77	0.0	0.0	0/0	1	0	0

> ALLEN'S 2005 GAME-BY-GAME STATISTICS

Date	Opponent	GP	GS	T	AT	TOT	Sacks	Yds	Int/Yds	PD	FF	FR
9/11	at Minnesota	1	0	3	0	3	0.0	0.0	0/0	0	0	0
9/18	BUFFALO	1	1	2	0	2	0.0	0.0	0/0	0	0	0
9/25	at Green Bay	1	0	2	2	4	0.0	0.0	2/26	2	0	0
10/2	DETROIT	1	1	6	1	7	0.0	0.0	0/0	0	0	0
10/9	at NY Jets	1	1	3	2	5	0.0	0.0	0/0	0	0	0
10/16	MIAMI	1	1	2	2	4	0.0	0.0	0/0	0	0	1
10/30	at San Francisco	1	1	6	1	7	0.0	0.0	0/0	0	0	0
11/6	CAROLINA	1	1	1	0	1	0.0	0.0	0/0	0	0	0
11/13	WASHINGTON	1	1	1	2	3	0.0	0.0	0/0	0	0	0
11/20	at Atlanta						INACTIVE					
11/27	CHICAGO						INACTIVE					
12/4	at New Orleans						INACTIVE					
12/11	at Carolina	1	0	1	1	2	0.0	0.0	0/0	1	0	0
12/17	at New England	1	0	0	1	1	0.0	0.0	0/0	0	0	0
12/24	ATLANTA	1	0	1	0	1	0.0	0.0	0/0	0	0	0
1/1	NEW ORLEANS	1	1	6	2	8	0.0	0.0	1/0	1	0	0
SEASON TOTALS		13	8	34	14	48	0.0	0.0	3/26	4	0	1

POSTSEASON

1/7	WASHINGTON	1	0	0	0	0	0.0	0.0	0/0	0	0	0
POSTSEASON TOTALS		1	0	0	0	0	0.0	0.0	0/0	0	0	0

> ALLEN'S 2004 GAME-BY-GAME STATISTICS

Date	Opponent	GP	GS	T	AT	TOT	Sacks	Yds	Int/Yds	PD	FF	FR
9/12	at Washington	1	0	0	0	0	0.0	0.0	0/0	0	0	0
9/19	SEATTLE	1	0	0	0	0	0.0	0.0	0/0	0	0	0
9/26	at Oakland	1	0	1	0	1	0.0	0.0	0/0	0	0	0
10/3	Denver	1	0	0	0	0	0.0	0.0	0/0	0	0	0

WILL ALLEN

> ALLEN'S 2004 GAME-BY-GAME STATISTICS (Continued)

Date	Opponent	GP	GS	T	AT	TOT	Sacks	Yds	Int/Yds	PD	FF	FR
10/10	at New Orleans	1	0	1	0	1	0.0	0.0	0/0	0	0	0
10/18	at St. Louis	1	0	1	0	1	0.0	0.0	0/0	0	0	0
10/24	CHICAGO	1	0	0	0	0	0.0	0.0	0/0	0	0	0
11/7	KANSAS CITY	1	0	4	0	4	0.0	0.0	0/0	0	0	0
11/14	at Atlanta	1	0	0	0	0	0.0	0.0	0/0	0	0	0
11/21	SAN FRANCISCO	1	0	0	0	0	0.0	0.0	0/0	0	0	0
11/28	at Carolina	1	0	0	0	0	0.0	0.0	0/0	0	0	0
12/5	ATLANTA	1	0	1	0	1	0.0	0.0	0/0	1	0	0
12/12	at San Diego	1	0	1	1	2	0.0	0.0	1/0	1	0	0
12/19	NEW ORLEANS	1	0	0	0	0	0.0	0.0	0/0	0	0	0
12/26	CAROLINA	1	0	1	1	2	0.0	0.0	0/0	0	0	0
1/2	at Arizona	1	0	1	0	1	0.0	0.0	0/0	0	0	0
SEASON TOTALS		16	0	11	2	13	0.0	0.0	1/0	2	0	0

> ALLEN'S CAREER TOTALS

REGULAR SEASON

Year	Team	GP	GS	T	AT	TOT	Sacks	Yds	Int/Yds	PD	FF	FR
2004	Tampa Bay	16	0	11	2	13	0.0	0.0	1/0	2	0	0
2005	Tampa Bay	13	8	34	14	48	0.0	0.0	3/26	4	0	1
2006	Tampa Bay	16	16	56	21	77	0.0	0.0	0/0	1	0	0
2007	Tampa Bay	15	0	18	2	20	0.0	0.0	0/0	0	0	0
2008	Tampa Bay	16	0	14	5	19	0.0	0.0	0/0	0	0	1
2009	Tampa Bay	8	2	16	4	20	0.0	0.0	0/0	1	0	0
2010	Pittsburgh	14	0	4	3	7	0.0	0.0	0/0	0	0	0
2011	Pittsburgh	16	0	0	0	0	0.0	0.0	0/0	0	0	0
2012	Pittsburgh	16	7	22	12	34	0.0	0.0	0/0	5	1	0
2013	Dallas/Pittsburgh	17	2	31	11	42	0.0	0.0	2/40	4	1	1
2014	Pittsburgh	16	4	19	11	30	0.0	0.0	0/0	0	1	0
NFL TOTALS		163	39	225	85	310	0.0	0.0	6/66	17	3	3
STEELERS TOTALS		74	11	71	33	104	0.0	0.0	1/27	6	3	1

Career Special Teams Tackles (96): 8 in '04, 13 in '05, 4 in '06, 15 in '07, 21 in '08, 2 in '09, 12 in '10, 9 in '11, 4 in '12, 2 in '13 and 6 in '14.

Career Special Teams Forced Fumbles (2): 1 in '04 and 1 in '08.

Career Special Teams Fumble Recoveries (3): 2 in '07 and 1 in '10.

REGULAR-SEASON SINGLE-GAME HIGHS:

Total Tackles: 10, vs. New York Giants, 9/27/09; Solo Tackles: 9, vs. New York Giants, 9/27/09; Interceptions: 2, at Green Bay, 9/25/05; Interception Yards: 27, vs. Detroit, 10/17/13; Passes Defended: 4, vs. Washington, 10/28/12; Forced Fumbles: 1, three times, last at Atlanta, 12/14/14; Fumble Recoveries: 1, three times, last at Cleveland, 11/24/13.

POSTSEASON

Year	Team	GP	GS	T	AT	TOT	Sacks	Yds	Int/Yds	PD	FF	FR
2005	Tampa Bay	1	0	0	0	0	0.0	0.0	0/0	0	0	0
2007	Tampa Bay	1	0	0	2	2	0.0	0.0	0/0	0	0	0
2010	Pittsburgh	2	0	0	0	0	0.0	0.0	0/0	0	0	0
2011	Pittsburgh	1	0	0	0	0	0.0	0.0	0/0	0	0	0
2014	Pittsburgh	1	0	0	0	0	0.0	0.0	0/0	0	0	0
NFL TOTALS		6	0	0	2	2	0.0	0.0	0/0	0	0	0
STEELERS TOTALS		4	0	0	0	0	0.0	0.0	0/0	0	0	0

Career Postseason Special Teams Tackles (3): 1 in '06 and 2 in '10.



> Dri Archer *WR/RB*

HEIGHT: 5-8
WEIGHT: 173
COLLEGE: Kent State
BORN: Aug. 9, 1991

BIRTHPLACE: Laurel, Fla.
HOW ACQUIRED: D3 - '14 (#97)
NFL EXPERIENCE: 2nd year

PRO

(12-0/1-0): Originally drafted by the Steelers in the third round [97th overall] of the 2014 NFL Draft.

2014

(12-0/1-0): Saw action in 12 games during the regular season...also saw action in the lone postseason game...inactive Weeks 2-3 due to an ankle injury...inactive Weeks 14-15.

9/7 vs. Cleveland: Made his NFL debut, seeing action at RB, WR and on special teams...left the game in the third quarter with a left ankle/knee injury and did not return.

10/5 at Jacksonville: Had a career-best 36 kickoff return yards on two attempts.

10/12 at Cleveland: Totaled career-highs in carries [3], rushing yards [24] and rushing long [15].

12/28 vs. Cincinnati: Recorded a career-long 15-yard reception.

AFC Wild Card Game 1/3 vs. Baltimore: Recorded 15 receiving yards on three receptions in his postseason debut.

COLLEGE

Started 21-of-47 games at Kent State: 20 at the A-back position and one as a tailback...caught 99 passes for 1,194 yards with 12 receiving touchdowns...gained 2,342 yards with 24 rushing touchdowns on 325 carries...returned 51 kickoffs for 1,436 yards with four touchdowns...also completed a 24-yard pass for a score, added eight yards on six punt returns, while also recording three solo tackles on special teams...generated 4,980 all-purpose yards, an average of 105.96 yards per game, as he recorded a total of 40 touchdowns and scored 240 points...his 40 total touchdowns tied P.J. Pope of Bowling Green (2002-04) for 16th place in Mid America Conference history...his kickoff return average of 28.16 yards ranks fourth in MAC annals history...ranks 10th in school history with 99 receptions, as his 12 scoring grabs tied Jurron Kelly (1998-01) for sixth on the school all-time list...his 40 total touchdowns are one shy of the school record of 41 that is held by Josh

Cribbs (2001-04)...finished ninth on the team rushing record list with 2,342 yards and eighth with 24 touchdowns on the ground...his 1,436 yards gained via kickoff returns rank seventh in school annals, while his average of 28.16 yards per kickoff return is tops in school history...also set the team record with four kickoff returns for touchdowns...his 240 points scored are third-best at the school...majored in business management. **2013:** Played in 10 games, starting nine contests at A-Back...recorded 327 yards with four touchdowns on 25 receptions...carried 68 times for 527 yards for six scores...returned two kickoffs for 128 yards with one touchdown...scored 66 points behind a total of 11 touchdowns, as he also recorded a pair of solo tackles on special teams and generated 982 all-purpose yards...the team offensive captain was named MAC East Special Teams Player of the Week after returning a kickoff for a 100-yard touchdown vs. Northern Illinois...named to All-MAC Third Team as both a wide receiver and a kick returner...averaged 7.8 yards per carry...led team in scoring with 66 points and 11 total touchdowns...tied for team-lead in rushing touchdowns [6]...led team with 982 all-purpose yards. **2012:** Earned All-American honors from The NFL Draft Report, Associated Press, Walter Camp, ESPN.com, *Sporting News* and Phil Steele...named Mid-American Conference Special Teams Player of the Year and All-MAC first-team as both a running back and kick returner...one of four finalists for the Paul Hornung Award, honoring nation's most versatile player...finished the year with 1,429 rushing yards (third most in a single season in team history) on just 159 carries with 16 touchdowns, as his average of 8.99 yards per attempt topped the nation...named Dapper Dan Club of Akron's Co-Sports Person of the Year...led the team with 39 catches for 561 yards with four receiving touchdowns...returned three kickoffs for touchdowns and averaged 36.9 yards on 16 kick returns [highest in MAC history]...named to Paul Hornung Award Weekly Honor Roll three times throughout the season...earned the Joe Fogg Award, honoring national collegiate player of the year in the Midwest...named MAC East Player of the Week for his performance vs. Bowling Green, after rushing 17 times for 241 yards and two touchdowns that both went for

DRI ARCHER

over 70 yards in the 31-24 victory...his 241 yards broke a Doyt Perry Stadium record...recorded a career-high 350 all-purpose yards, rushing eight times for 72 yards, catching three passes for 104 yards and two scores, including a 33-yarder and returned four kickoffs for 174 yards with a 99-yard touchdown vs. Ball State. **2011:** Declared academically ineligible. **2010:** Appeared in 12 games at tailback, and recorded 75 yards on 16 receptions with a score and 140 yards on 40 carries that included one touchdown...gained 451 yards on 22 kickoff returns. **2009:** A reserve tailback as a true freshman, finished fourth on the team with 743 all-purpose yards...was second on the squad with 246 rushing yards on 58 carries and also had 19 receptions for 231 yards...posted four total touchdowns (three receiving and one rushing)...led the team with a 24.18-yard average on 11 kick returns for 266 yards.

PERSONAL

Attended Venice High School (Laurel, Fla.), playing football for head coach John Peacock...named team MVP, first team all-area and second team all-conference during his senior year...in 2008, rushed for 1,482 yards and 17 touchdowns on just 145 carries, while adding 21 receptions for 402 yards and five scores...helped lead the team to back-to-back district titles and an undefeated 2008 regular season...returned kicks, averaging 22.3 yards on both kickoffs and punts, including running back one punt for a touchdown...also lettered in track and baseball, finishing second in the 100-meter final of the state track meet in his first full season of running (ahead of third place Denard Robinson, former Michigan quarterback and present Jacksonville Jaguar) with a time of 10.49 seconds...son of Valerie Hart...has one son, Adrion, Jr....Full name: Adrion Dante Archer.

ARCHER'S 2014 GAME-BY-GAME STATISTICS

Date	Opponent	GP	GS	RUSHING			Lg	TD	RECEIVING			Lg	TD
				Att	Yds	Avg			No	Yds	Avg		
9/7	CLEVELAND	1	0	1	4	4.0	4	0	0	0	0.0	0	0
9/11	at Baltimore												
9/21	at Carolina												
9/28	TAMPA BAY	1	0	0	0	0.0	0	0	1	1	1.0	1	0
10/5	at Jacksonville	1	0	1	2	2.0	2	0	2	8	4.0	7	0
10/12	at Cleveland	1	0	3	24	8.0	15	0	1	0	0.0	0	0
10/20	HOUSTON	1	0	2	7	3.5	9	0	0	0	0.0	0	0
10/26	INDIANAPOLIS	1	0	0	0	0.0	0	0	0	0	0.0	0	0
11/2	BALTIMORE	1	0	1	4	4.0	4	0	0	0	0.0	0	0
11/9	at N.Y. Jets	1	0	0	0	0.0	0	0	0	0	0.0	0	0
11/17	at Tennessee	1	0	0	0	0.0	0	0	1	-5	-5.0	-5	0
11/30	NEW ORLEANS	1	0	1	0	0.0	0	0	0	0	0.0	0	0
12/7	at Cincinnati												
12/14	at Atlanta												
12/21	KANSAS CITY	1	0	0	0	0.0	0	0	0	0	0.0	0	0
12/28	CINCINNATI	1	0	1	-1	-1.0	-1	0	2	19	9.5	15	0
SEASON TOTALS		12	0	10	40	4.0	15	0	7	23	3.3	15	0

POSTSEASON

1/3	BALTIMORE	1	0	1	-1	-1.0	-1	0	3	15	5.0	7	0
POSTSEASON TOTALS		1	0	1	-1	-1.0	-1	0	3	15	5.0	7	0

Date	Opponent	No	FC	PUNT RETURNS			TD	KICKOFF RETURNS			Lg	TD
				Yds	Avg	Lg		No	Yds	Avg		
9/7	CLEVELAND	0	0	0	0.0	0	0	2	29	14.5	17	0
9/11	at Baltimore											
9/21	at Carolina											
9/28	TAMPA BAY	0	0	0	0.0	0	0	0	0	0.0	0	0
10/5	at Jacksonville	0	0	0	0.0	0	0	2	36	18.0	23	0
10/12	at Cleveland	1	0	2	2.0	2	0	3	64	21.3	22	0
10/20	HOUSTON	0	0	0	0.0	0	0	2	32	16.0	19	0
10/26	INDIANAPOLIS	0	0	0	0.0	0	0	0	0	0.0	0	0
11/2	BALTIMORE	0	0	0	0.0	0	0	0	0	0.0	0	0
11/9	at N.Y. Jets	0	0	0	0.0	0	0	0	0	0.0	0	0
11/17	at Tennessee	0	0	0	0.0	0	0	0	0	0.0	0	0
11/30	NEW ORLEANS	0	0	0	0.0	0	0	0	0	0.0	0	0
12/7	at Cincinnati											
12/14	at Atlanta											

➤ ARCHER'S 2014 GAME-BY-GAME STATISTICS (Continued)

Date	Opponent	PUNT RETURNS						KICKOFF RETURNS				
		No	FC	Yds	Avg	Lg	TD	No	Yds	Avg	Lg	TD
12/21	KANSAS CITY	0	0	0	0.0	0	0	0	0	0.0	0	0
12/28	CINCINNATI	0	0	0	0.0	0	0	0	0	0.0	0	0
SEASON TOTALS		1	0	2	2.0	2	0	9	161	17.9	23	0
POSTSEASON												
1/3	BALTIMORE	0	0	0	0.0	0	0	0	0	0.0	0	0
POSTSEASON TOTALS		0	0	0	0.0	0	0	0	0	0.0	0	0



➤ Kelvin Beachum 7/6

HEIGHT: 6-3
WEIGHT: 303
COLLEGE: SMU
BORN: June 8, 1989

BIRTHPLACE: Mexia, Texas
HOW ACQUIRED: D7d - '12 (#248)
NFL EXPERIENCE: 4th year

PRO [38-33-1-1]: Drafted by the Steelers as their final selection of four seventh-round picks (248th overall) of the 2012 NFL Draft.

2014 [16-16/1-1]: Started at LT in all 16 games for the first time in his career...also started at LT in his postseason debut vs. Baltimore in the AFC Wild Card Game...was part of an offensive line that helped block for the offense to set numerous single-season team records, including total points (436), total yards (6,577) and total first downs (379)...also helped block for an offense that led the NFL in time of possession (32:24), yards per first down play (6.42) and tied for the league lead in yards per play (6.2).

9/7 vs. Cleveland: Started on the offensive line (at LT) for the first time in a season opener in his career...was part of an offensive line that helped pave the way for RB Le'Veon Bell to eclipse the 100-yard rushing mark.

9/21 at Carolina: Was part of an offensive line that allowed only one sack in 30 pass attempts...helped block for 264 rushing yards, including two individual 100-yard performances from Bell and RB LeGarrette Blount.

10/26 vs. Indianapolis: Was part of an offensive line that allowed zero sacks in 49 pass attempts and allowed QB Ben Roethlisberger to throw for single-game team records in completions (40) passing yards (522) and passing touchdowns (6).

11/2 vs. Baltimore: Was part of an offensive line that

helped block for Roethlisberger to throw six touchdowns and to total an NFL record 12 touchdown passes in back-to-back games.

11/17 at Tennessee: Was part of an offensive line that helped pave the way for Bell to record the fourth-highest single game rushing total in team history (204 yards).

12/7 at Cincinnati: Was part of an offensive line that allowed zero sacks in 39 pass attempts.

12/28 vs. Cincinnati: Was part of an offensive line that allowed zero sacks in 38 pass attempts.

2013 [15-12]: Played in 15 games, making 12 starts (11 at LT and one at TE)...inactive due to a knee injury 12/8 vs. Miami.

9/8 vs. Tennessee: Saw action at C in place of injured C Maurkice Pouncey.

10/13 at N.Y. Jets: Made his first career start at LT and was part of an offensive line that helped control the football for 35:49.

11/3 at New England: Was part of an offensive line that helped block for the Steelers' offense to total a season-high 479 net yards.

11/17 vs. Detroit: Was part of an offensive line that helped produce four scoring drives of 60+ yards.

11/24 at Cleveland: Member of an offensive line that did not allow a sack.

KELVIN BEACHUM

11/28 at Baltimore: Was part of an offensive line that produced touchdown drives on three of the final four possessions.

12/22 at Green Bay: Was part of an offensive line that helped block for a Steelers' rushing attack to gain a season-high 151 yards.

12/29 vs. Cleveland: Was part of an offensive line that allowed one sack or less for the third straight game.

2012 (7-5): Appeared in seven games, and started the final five contests at RT as a rookie...inactive 9/9 at Denver, 9/16 vs. N.Y. Jets, 10/7 vs. Philadelphia and 10/11 at Tennessee...dressed but did not play 10/21 at Cincinnati, 10/28 vs. Washington, 11/4 at N.Y. Giants, 11/12 vs. Kansas City and 11/18 vs. Baltimore.

9/23 at Oakland: Saw action on special teams and on the offensive line for the first time in his career, filling in at RT for injured RT Marcus Gilbert and Mike Adams.

11/25 at Cleveland: Saw increased action at RT filling in for injured RT Mike Adams.

12/2 at Baltimore: Made his first career start at RT for the injured Adams.

12/16 at Dallas: Started at RT and helped block for QB Ben Roethlisberger to throw for 339 yards and two touchdowns.

12/30 vs. Cleveland: Started his fifth straight game at RT...left the game in the third quarter with a concussion and did not return.

COLLEGE

Started all 52 games in four seasons at Southern Methodist University...named first team Conference USA after his junior season...as a senior he was named to Conference USA All-Academic Team and selected to the Lombardi Award and Outland Award watch lists...earned a spot on Dave Campbell's Texas Football's All-Texas Team as a sophomore...served as a student representative to the SMU Board of Trustees...was on SMU President R. Gerald Turner's Commission on Substance Abuse, the Student Affairs Leadership Council, the SMU Athletic Council and the Apple Committee (a drug awareness group for student-athletes)...presented the Commencement address to fellow 2012 graduates of Annette Caldwell

Simmons School of Education and Human Development...earned undergraduate degree in economics and master's of liberal studies. **2011:** Started all 12 games at left tackle and 52 straight overall...blocked for the running back who led the league in rushing and an offense that ranked third in the league in passing offense...selected to the Lombardi Award and Outland Award watch lists...team scored 336 points and racked up 5,052 yards of total offense...SMU's Student-Athlete Advisory Committee (SAAC) President...named to the C-USA All-Academic Team. **2010:** Started all 14 games at left tackle...named first-team Conference USA...blocked for an offense that totaled a school-record 3,861 passing yards and added 1,943 yards on the ground. **2009:** Started all 13 games at left tackle...blocked for an SMU offense that passed for a school-record 3,666 yards, scored a school-record 380 points and rolled up a school-record 5,093 yards of total offense...named second-team All-C-USA by the league's coaches...one of 12 student-athletes to receive the fall C-USA Spirit of Service Award...named to Dave Campbell's Texas Football's All-Texas Team. **2008:** Started all 12 games at left tackle...blocked for an offense that threw for a school-record-tying 29 touchdowns and ranked 17th in the nation in passing offense...named to the College Football Top Ten & Pegasus News All-DFW College Football Team. **2007:** Redshirted.

PERSONAL

Attended Mexia High School (Mexia, Texas)...named first-team All-District 19-3A as a senior and second-team All-District as a junior...also a Super Cen-Tex player and All-Academic pick...allowed only one sack in 2006...rated a second-team preseason All-State prospect by TexasHSfootball.com...a two-star *Rivals.com* and *Scout.com* prospect...averaged a double-double in basketball and once scored 34 in a single game...son of Kelvin, Sr. and Culeta Beachum...Full Name: Kelvin Lee Beachum, Jr.

BEACHUM'S CAREER TOTALS

Year	Team	GP	GS
2012	Pittsburgh	7	5
2013	Pittsburgh	15	12
2014	Pittsburgh	16	16
CAREER TOTALS		38	33

BEACHUM'S CAREER POSTSEASON TOTALS

Year	Team	GP	GS
2014	Pittsburgh	1	1
NFL Totals		1	1



> Le'Veon Bell *RB*

HEIGHT: 6-1
WEIGHT: 244
COLLEGE: Michigan State
BORN: Feb. 18, 1992

BIRTHPLACE: Reynoldsburg, Ohio
HOW ACQUIRED: D2 - '13 (#48)
NFL EXPERIENCE: 3rd year



CAREER HIGHLIGHTS

- > Named Steelers' MVP, earned first-team AP All-Pro honors, earned his first Pro Bowl selection, named to PFWA's All-NFL and All-AFC Teams, named PFWA's Most Improved Player, named NFL 101 AFC Co-Offensive Player of the Year, named FedEx Ground Player of the Year, named NFL.com's Fantasy Player of the Year and was named ESPN.com's AFC North Most Valuable Player all for his 2014 campaign.
- > Named FedEx Ground Player of the Week three times (Weeks 3, 11 and 14) in 2014 and was named AFC Offensive Player of the Week once (Week 14).
- > Set the single-season team record for yards from scrimmage (2,215) in 2014.
- > Set the single-season team record for running backs in receptions (83) and receiving yards (854) in 2014.
- > Set a team single-season first down record (since 1991) with 114 total first downs in 2014.
- > Has rushed for 2,221 yards in his first two seasons in his NFL career, the most by a Steeler in their first two years with the team.
- > Set the franchise record for the most yards from scrimmage by a Steeler in their first two seasons to 3,474.
- > Won the Joe Greene Great Performance Award, given annually to the team's top rookie in 2013.
- > Set the rookie single-season franchise record with 1,259 yards from scrimmage in 2013.
- > Was named Pepsi Next Rookie of the Week for Week 16 in 2013.

PRO (29-29/0-0): Drafted by the Steelers in the second round (48th overall) of the 2013 NFL Draft.

2014 (16-16/0-0): Started all 16 games at RB during the regular season for the first time in his NFL career...was inactive for the lone postseason game due to a knee injury sustained Week 17 vs. Cincinnati...has started 29 straight games in the regular season, which is tied for the fifth-longest consecutive games started streak among running backs...set career-highs in rushing yards (1,361), receptions (83), receiving yards (854), receiving touchdowns (3) and tied a career-high with eight rushing touchdowns...joined Marshall Faulk (1999) as the only players in NFL history to rush for 1,350 yards and record 850 receiving yards in a single-season...became the third player in NFL history (Barry Sanders, 1994, and Faulk, 2000) to eclipse 2,000 scrimmage yards in a season without fumbling...rushed for the fifth-most yards (1,361) in a single season in team history....joined Jerome Bettis as just the second player in team history to rush for 2,200 yards in their first two seasons with the team...recorded at least 100 scrimmage yards in 13 games, the second-most in a single season by a Steeler.

9/7 vs. Cleveland: Started at RB for the first time in a season opener in his career...totaled 109 rushing yards on 21 carries with one rushing touchdown...the touchdown was a 38-yarder, the longest rushing touchdown of his career...rushed for at least one touchdown in four straight regular-season games, the longest team streak since Jerome Bettis in 2004...his six receptions tied for the team-lead...eclipsed 100 rushing yards and 50 receiving yards in the same contest for the first time in his career...marked just the 10th time in team history that a running back totaled at least 100 rushing yards and 50 receiving yards in the same game and the first time since Amos Zereoue in 2002.

9/11 at Baltimore: Totaled 107 yards from scrimmage (59 rushing and 48 receiving)...passed the 1,000 rush-

LE'VEON BELL

ing yard mark in his career becoming the eighth player in team history to reach 1,000 rushing yards in their first two years with the team...reached the 1,500 scrimmage yard mark for his career.

9/21 at Carolina: Named FedEx Ground Player of the Week after totaling 147 rushing yards on 21 carries...recorded a career-long 81-yard rush in the third quarter...marked the first 80-plus yard rush by a Steeler since Willie Parker in 2005.

10/20 vs. Houston: Set a single-game career-high with eight receptions...eclipsed 100 yards from scrimmage in the first half for the second time in his career with 110 scrimmage yards (127, vs. Cleveland, 9/7/14)...recorded a two-yard touchdown reception, his first career receiving touchdown.

10/26 vs. Indianapolis: Totaled 148 scrimmage yards...became the first player in team history to open the season with 100 yards from scrimmage in each of the first eight games...his eight-game streak was also the longest since 1992 (Barry Foster, 10 games)...recorded a run of 10 or more yards for the 10th straight game, the longest streak since Jerome Bettis (11 games, 2001-02).

11/2 vs. Baltimore: Caught a five-yard touchdown pass in the second quarter.

11/9 at N.Y. Jets: Tied a career-high with eight receptions.

11/17 at Tennessee: Named FedEx Ground Player of the Week after establishing a career-high in rushing yards (204)...became the first Steeler since Willie Parker (2006) to eclipse 200 yards from scrimmage in a single game...became the fourth player in team history to record 200 rushing yards in a single game (fourth-highest total).

11/30 vs. New Orleans: Established career-highs in receiving yards (159) and yards from scrimmage (254)...tied his career-high with eight receptions...his 159 receiving yards are the most by a running back in team history for a single game...became just the third running back in team history to have 100 receiving yards in a single game...his 254 yards from scrimmage are the second-highest total in team history for a single game...became the first player in team history to have back-to-back games with at least 200 scrimmage yards...became the first player in team history with 150 receiving yards and 50 rushing yards in the

same game...totaled 95 rushing yards and one score, a one-yard run...rushed for 71 yards in the first quarter, a personal best in the opening quarter of a game...set a career-high with 82 rushing yards in the first half...set a career-long reception of 48 yards...became the first Steeler since 2010 to rush for 1,000 yards in a single season...is the eighth different Steeler to record 1,000 rushing yards in a single season...becomes the third running back in team history to record 500 receiving yards in a single season...became the fifth Steeler to total 1,500 scrimmage yards in a single season...became the first player since 2007 (Parker) to record 10 games with 100 scrimmage yards.

12/7 at Cincinnati: Named FedEx Ground Player of the Week...totaled 235 yards from scrimmage to join Walter Payton (1977) as just the second player in league history to record three straight 200 yards from scrimmage games...rushed for 185 yards, the second-most in a single game in his career...marked his fifth career 100-yard game...recorded three total touchdowns (two rushing, one receiving)...became the sixth player in team history to have two rushing touchdowns and one receiving touchdown in the same game and first player since 2008 (Mewelde Moore, 10/19 at Cincinnati)...became the first Steeler receiving back since 2006 (Parker) to have three receiving touchdowns in a single season...became just the second player in team history (Bettis) to total 3,000 scrimmage yards in their first two seasons with the team.

12/14 at Atlanta: Totaled 119 scrimmage yards (47 rushing, 72 receiving) with two rushing touchdowns...became the seventh player in team history to record two rushing touchdowns in back-to-back games and the first since 2002 (Bettis)...marked his third career multi-touchdown game...is the first Steeler with five touchdowns over a two-game span in a single season since 1990 (Eric Green)...became the first Steeler in team history to eclipse 2,000 scrimmage yards in the first 14 games of a season.

12/21 vs. Kansas City: Tallied 72 yards from scrimmage with one rushing touchdown...eclipsed 1,300 rushing yards on the season, marking the first time since 2007 a Steelers' player (Parker) eclipsed 1,300 rushing yards...matched his career-high with eight rushing touchdowns...had a rushing touchdown in five straight games, a career-best streak...is the third player in team history to rush for a touchdown in five

straight games (Franco Harris, Willie Asbury)...joined Harris, Foster, Bettis and Rashard Mendenhall as the fifth Steelers player to record at least eight rushing touchdowns in back-to-back seasons.

12/28 vs. Cincinnati: Totaled 100 scrimmage yards (80 receiving, 20 rushing) before leaving the game in the third quarter with a knee injury and did not return.

2013 [13-13]: Started the final 13 games at running back after being inactive for the first three games due to a right foot injury suffered in the second game of the preseason...became the third Steelers' rookie to rush for at least 800 yards (860) during the regular season (Franco Harris-1,055 / Bam Morris-836 in 1994)...is the second Steelers' rookie to record at least 90 yards from scrimmage in eight games since 1960 (Harris-8)...finished with eight rushing touchdowns on the season, which tied for second among Steelers' rookies in rushing touchdowns during the regular season (Jerry Shipkey-8 in 1948 / Harris-10).

9/29 vs. Minnesota: Made his NFL debut and became the first Steelers' rookie to rush for two touchdowns in a game since Bam Morris (12/4/94 at Cincinnati).

11/17 vs. Detroit: Registered a 43-yard reception in the second quarter...marked his second reception of the season of 30+ yards (34, 11/10 vs. Buffalo).

11/28 at Baltimore: Registered a long run of 43 yards to the Baltimore eight-yard line in the third quarter...marked the longest run against Baltimore of the season.

12/15 vs. Cincinnati: Recorded 107 yards from scrimmage...registered a one-yard touchdown run to give Pittsburgh a 7-0 lead in the first quarter...converted a fourth-and-four with a 16-yard reception in the first quarter...became the third rookie in team history to reach 1,000 scrimmage yards.

12/22 at Green Bay: Named Pepsi Next NFL Rookie of the Week...totaled 124 rushing yards on 26 carries with one touchdown...became the Steelers first 100-yard rusher in 23 regular-season games...became the first Steelers rookie to rush for 100 yards since Willie Parker in 2004...totaled 52 rushing yards in the first quarter to become the fourth Steelers' player to record at least 50 rushing yards in the first quarter of a regular-season game since 2000.

12/29 vs. Cleveland: Totaled 96 yards from scrimmage...marked third straight game with 90+ yards from scrimmage, becoming the second Steelers' rookie to

record at least 90 yards from scrimmage in three straight games since 1960 (Harris-7)...became the first Steelers' running back to record at least one rushing touchdown in three straight games since Rashard Mendenhall (12/19/10 - 1/2/11)...on the Steelers' second scoring drive, recorded 47 total yards on nine touches, including a five-yard touchdown run to give Pittsburgh a 14-0 lead.

COLLEGE Appeared in 40 games, starting the final 19 contests at Michigan State... carried 671 times for 3,346 yards with 33 touchdowns... had 78 receptions for 531 yards with one touchdown... added 219 yards on 11 kickoff returns, 18 yards on three punt returns and completed his only pass attempt for 29 yards...had 4,114 all-purpose yards, the ninth-best total in school history...his rushing attempts ranked sixth in school history...his 3,346 rushing yards ranked seventh in school annals...his 33 rushing touchdowns were sixth on the team's all-time record chart... his 34 total touchdowns were tied for fifth in school annals...in 19 starts, rushed 477 times for 2,309 yards with 19 touchdowns...the team was 18-3 (.857) when he scored at least one rushing touchdown...majored in sociology. **2012:** Named to the All-America Super Sleeper Team by The NFL Draft Report, a squad consisting of the most underrated players in college football at each position...added All-America honorable mention from *Sports Illustrated* and received fourth-team accolades from Phil Steele...the consensus All-Big Ten Conference first-team choice and Doak Walker Award semifinalist was the recipient of the College Football Performance Awards Elite Running Back Trophy; winners of the award are selected exclusively based upon objective scientific rankings of the extent to which individual players increase the overall effectiveness of their teams...voted Most Valuable Player (Governor's Award) by his teammates...won the Big Ten rushing title, averaging 137.92 yards per game, the third-best mark in the NCAA FBS...became the first Spartan to win the Big Ten overall rushing title since Tico Duckett in 1990...totaled 1,793 rushing yards, the second-most in a season in team history and the fifth-most in the nation in 2012...ranked first in the FBS in carries (382) the third-most in program history and fourth-most in the Big Ten record book...had 12 rushing touchdowns... totaled 32 receptions for 167 yards with one touchdown...finished second in the conference and 14th in the nation with 155.69 all-purpose yards per game... his 2,024 all-purpose yards rank fourth on the school

LE'VEON BELL

season-record chart...became the 13th player in school history to rush for more than 1,000 yards in a season...gained 922 of his 1,793 rushing yards after contact, which ranked first among all NCAA FBS running backs...recorded eight 100-yard rushing games, the second-most by a Spartan in one season...one of just four players in the FBS in 2012 to record three 200-yard rushing games...became just the second Spartan to record three 200-yard rushing games in a season...named Big Ten Offensive Player of the Week three times...produced the top single-game total in the NCAA FBS of the season for carries with 44, and eighth-most rushing yards with 266. **2011:** Named All-Big Ten Conference honorable mention by the league's coaches and media...College Football News selected him to their Sophomore All-America team (honorable mention) and was the recipient of his team's Most Outstanding Underclass Back Award for offense...led the Spartans and ranked eighth in the Big Ten in rushing with 948 yards on 182 carries...started the Spartans' final six games at tailback...led the team and ranked fifth in the Big Ten in rushing touchdowns with 13, and finished 11th on the school's season-record chart...had a team-best 10, 20-yard rushing attempts...ranked second on the squad with 1,246 all-purpose yards...finished third on the team with 35 receptions for 267 yards...after entering the starting lineup, carried 95 times for 516 yards

with seven touchdowns. **2010:** Earned Big Ten Conference All-Freshman honors from ESPN.com and Rivals.com and was a midseason addition to the Doak Walker Award Watch List...appeared in all 13 games as a true freshman...ranked second on the team in carries (107), rushing yards (605) and rushing touchdowns (8)...averaged 5.65 yards per carry...28 of his attempts resulted in either a first down or a score, including three 20-yard attempts...added 11 receptions for 97 yards, and six kickoff returns for 142 yards...compiled 844 all-purpose yards.

PERSONAL Attended Madison High School (Groveport, Ohio), where he lettered three times in football, and also excelled in basketball and track and field...his senior campaign was his finest as he accounted for 1,750 all-purpose yards and 25 touchdowns...the Super Prep and Prep Star All-Midwest pick and first-team All-OCC pick carried 200 times for 1,333 yards with 21 touchdowns...amassed 1,100 rushing yards with 13 touchdowns to again earn All-OCC recognition as a junior...first earned postseason honors as a sophomore as the All-Ohio Capital Conference second-team choice scored nine touchdowns with 789 rushing yards...son of Lisa A. Bell...Full name: Le'Veon Andrew Bell.

► BELL'S 2014 GAME-BY-GAME STATISTICS

Date	Opponent	GP	GS	RUSHING					RECEIVING				
				Att	Yds	Avg	Lg	TD	No	Yds	Avg	Lg	TD
9/7	CLEVELAND	1	1	21	109	5.2	38t	1	6	88	14.7	30	0
9/11	at Baltimore	1	1	11	59	5.4	21	0	5	48	9.6	19	0
9/21	at Carolina	1	1	21	147	7.0	81	0	2	10	5.0	12	0
9/28	TAMPA BAY	1	1	19	63	3.3	16	0	6	46	7.7	17	0
10/5	at Jacksonville	1	1	15	82	5.5	29	0	5	36	7.2	12	0
10/12	at Cleveland	1	1	18	82	4.6	12	0	4	23	5.8	16	0
10/20	HOUSTON	1	1	12	57	4.8	20	0	8	88	11.0	43	1
10/26	INDIANAPOLIS	1	1	24	92	3.8	17	0	6	56	9.3	17	0
11/2	BALTIMORE	1	1	10	20	2.0	5	0	5	38	7.6	12	1
11/9	at N.Y. Jets	1	1	11	36	3.3	8	0	8	33	4.1	10	0
11/17	at Tennessee	1	1	33	204	6.2	27	1	2	18	9.0	10	0
11/30	NEW ORLEANS	1	1	21	95	4.5	18	1	8	159	19.9	48	0
12/7	at Cincinnati	1	1	26	185	7.1	53	2	6	50	8.3	10t	1
12/14	at Atlanta	1	1	20	47	2.4	13t	2	5	72	14.4	44	0
12/21	KANSAS CITY	1	1	20	63	3.2	7	1	1	9	9.0	9	0
12/28	CINCINNATI	1	1	8	20	2.5	6	0	6	80	13.3	26	0
SEASON TOTALS		16	16	290	1,361	4.7	81	8	83	854	10.3	48	3

POSTSEASON

1/3	BALTIMORE	INACTIVE											
POSTSEASON TOTALS		0	0	0	0	0.0	0	0	0	0	0.0	0	0

> BELL'S 2013 GAME-BY-GAME STATISTICS

Date	Opponent	GP	GS	RUSHING					RECEIVING					
				Att	Yds	Avg	Lg	TD	No	Yds	Avg	Lg	TD	
9/8	TENNESSEE													
9/16	at Cincinnati													
9/22	CHICAGO													
9/29	vs. Minnesota	1	1	16	57	3.6	11	2		4	27	6.8	19	0
10/13	at NY Jets	1	1	16	34	2.1	7	0		3	22	7.3	12	0
10/20	BALTIMORE	1	1	19	93	4.9	11	0		1	6	6.0	6	0
10/27	at Oakland	1	1	13	24	1.8	8	1		5	27	5.4	11	0
11/3	at New England	1	1	16	74	4.6	25	0		4	65	16.3	29	0
11/10	BUFFALO	1	1	22	57	2.6	9	1		3	39	13.0	34	0
11/17	DETROIT	1	1	18	36	2.0	13	0		4	52	13.0	43	0
11/24	at Cleveland	1	1	23	80	3.5	13	0		2	18	9.0	11	0
11/28	at Baltimore	1	1	16	73	4.6	43	1		7	63	9.0	29	0
12/8	MIAMI	1	1	15	61	4.1	9	0		5	19	3.8	10	0
12/15	CINCINNATI	1	1	24	57	2.4	8	1		5	50	10.0	17	0
12/22	at Green Bay	1	1	26	124	4.8	25	1		1	5	5.0	5	0
12/29	CLEVELAND	1	1	20	90	4.5	15	1		1	6	6.0	6	0
SEASON TOTALS		13	13	224	860	3.5	43	8		45	399	8.9	43	0

> BELL'S CAREER TOTALS

REGULAR SEASON

Year	Team	GP	GS	RUSHING					RECEIVING					
				Att	Yds	Avg	Lg	TD	No	Yds	Avg	Lg	TD	
2013	Pittsburgh	13	13	224	860	3.5	43	8		45	399	8.9	43	0
2014	Pittsburgh	16	16	290	1,361	4.7	81	8		83	854	10.3	48	3
NFL TOTALS		29	29	534	2,221	4.2	81	16		128	1,253	9.8	48	3

REGULAR-SEASON SINGLE-GAME HIGHS:

Attempts: 33, at Tennessee, 11/17/14; **Yards:** 204, at Tennessee, 11/17/14; **Avg. (Min. 10 Att.):** 7.1, at Cincinnati, 12/7/14; **Long:** 81, at Carolina, 9/21/14; **Touchdowns:** 2, three times, last at Atlanta, 12/14/14; **Receptions:** 8, three times, last vs. New Orleans, 11/30/14; **Receiving Yards:** 159, vs. New Orleans, 11/30/14; **Receiving Long:** 48, vs. New Orleans, 11/30/14; **Receiving Touchdowns:** 1, three times, last at Cincinnati, 12/7/14.

POSTSEASON

Year	Team	GP	GS	RUSHING					RECEIVING					
				Att	Yds	Avg	Lg	TD	No	Yds	Avg	Lg	TD	
2014	Pittsburgh													
NFL TOTALS		0	0	0	0	0.0	0	0		0	0	0.0	0	0



> Jordan Berry P

HEIGHT: 6-5
WEIGHT: 210
COLLEGE: Eastern Kentucky
BORN: March 18, 1991
BIRTHPLACE: Essendon, Victoria, Australia
HOW ACQUIRED: FA - '15
NFL EXPERIENCE: 1st year

PRO (0-0/0-0): Signed to the Steelers' offseason roster on April 14, 2015.

2014 (0-0/0-0): Was not on an NFL roster.

COLLEGE Finished his Eastern Kentucky career with 229 punts for 9,509 yards for an average of 41.0 yards per punt...majored in physical education. **2013:** Totaled 59 punts for 2,584 yards, finishing with a career-best and single-season school record

JORDAN BERRY

43.8 yards per punt average...also connected on a career long punt of 77 yards. **2012:** Led the league in punts inside the 20-yard line (19)...earned the team's Special Teams Player of the Year award. **2011:** Named first-team All-OVC...finished second in the OVC and 25th nationally in punting average at 41.0 yards per punt...named OVC Specialist of the Week after his performance at Kansas State (Sept. 3) in which he punted 10 times for an average of 41.8 yards, which included a 67-yard boot...notched 15 punts at least 50 yards, including a season-best 69-yard punt against James Madison in the FCS playoffs. **2010:** Named second-team All-OVC and to the OVC's All-Newcomer team...ranked seventh nationally with a 42.9 yards per punt average...became the first EKU punter to earn All-OVC honors in eight years...named

Sports Network/Fathead.com National FCS Freshman of the Week after his performance at UT Martin in which he punted six times for an average of 52.3 yards and boomed a 75-yard punt...twice ran for a first down while in punting formation. **2009:** Redshirted.

PERSONAL Attended Melbourne High School (South Yarra, Victoria, Australia)...played club American football for the Western Crusaders in 2008...starter on the Australian national team for the 2009 Junior World Championship of American Football qualifier against New Zealand...played Australian football in 2007 and 2008 for Melbourne High, Aberfeldie football club and Calder Cannons football club...son of Jason and Louise Berry...Full name: Jordan Thomas Berry.



> Antwon Blake CB

HEIGHT: 5-9
WEIGHT: 198
COLLEGE: UTEP
BORN: Aug. 9, 1990

BIRTHPLACE: Houston, Texas
HOW ACQUIRED: W - '13
 (from Jacksonville)
NFL EXPERIENCE: 4th year

PRO [46-1/1-0]: Signed his one-year restricted free agent tender on April 3, 2015...claimed by the Steelers off waivers (from Jacksonville) on September 2, 2013...released by the Jaguars on September 1, 2013...originally signed by the Jaguars as an undrafted rookie free agent on April 30, 2012.

2014 [16-1/1-0] (Pit): Saw action in all 16 regular season games with one start...also saw action in the lone postseason game...recorded seven special teams tackles (two, 10/20 vs. Houston, and one, 9/28 vs. Tampa Bay, 10/26 vs. Indianapolis, 11/9 at N.Y. Jets, 11/30 vs. New Orleans and 12/14 at Atlanta).

9/7 vs. Cleveland: Caught a 25-yard pass on a fake punt from teammate Robert Golden...marked his first career reception.

9/21 at Carolina: Saw action in the secondary after CB Ike Taylor suffered a right forearm injury in the third quarter...recorded his first career tackle and first career pass breakup on defense.

10/26 vs. Indianapolis: Saw action in the secondary...recorded his first career interception late in the fourth quarter off QB Andrew Luck.

11/2 vs. Baltimore: Saw action in the secondary...totaled a career-best two pass breakups.

11/9 at N.Y. Jets: Made his first career start.

12/7 at Cincinnati: Tied for the team-lead with two pass breakups, which also matched a career-high.

12/14 at Atlanta: Totaled a career-high seven tackles.

12/21 vs. Kansas City: Tied his career-high with seven tackles.

12/28 vs. Cincinnati: Tied his career-high with seven tackles...forced a fumble on WR A.J. Green late in the fourth quarter and recovered the football...marked his first forced fumble and first fumble recovery of his career.

2013 [14-0] (Pit): Saw action on special teams in 14 games...inactive for two games (9/8 vs. Tennessee and 9/29 vs. Minnesota [London])...registered 11 special teams tackles (three, 11/3 at New England, two, 10/27 at Oakland, 11/17 vs. Detroit and 11/28 at Baltimore, and one, 11/10 vs. Buffalo and 12/15 vs. Cincinnati).

2012

[16-0] (Jax): Was one of four rookies on the team to play in all 16 games...saw action mainly on special teams, where he led the team with 13 tackles, including five in his first three games (two, 9/9 at Minnesota, 9/16 vs. Houston and 12/23 vs. New England, one, 9/23 at Indianapolis, 10/21 at Oakland, 10/28 at Green Bay, 11/8 vs. Indianapolis, 11/18 at Houston, 11/25 vs. Tennessee and 12/2 at Buffalo)...recorded his first career special teams fumble recovery on a muffed punt at Buffalo on 12/2.

COLLEGE

Was a four-year letterman and two year starter at cornerback at the University of Texas at El Paso...saw action in 42 career games with 25 starts...recorded 137 tackles and 22 pass break-ups...majored in multidisciplinary studies. 2011: Started all 12 games...recorded 46 tackles, seven pass breakups and two blocked kicks. 2010: Started all 12

games...finished with a career-high 60 tackles, two forced fumbles, two TFLs and a team-high 11 pass breakups. 2009: Played in eight games, missing four due to an ankle injury...also started one contest...recorded 20 tackles, one sack and one pass breakup. 2008: Saw action in 10 games...recorded 11 tackles and three pass breakups.

PERSONAL

Attended Thurgood Marshall High School (Missouri City, Texas)...was a two-year starter...finished with 53 tackles, four interceptions and two fumble recoveries as a senior...was a three-year letterman in track and field...competed in the 100, 200 and 400-meter races and was a member of the 4x100 relay team...son of Stephanie Blake...has two children, daughter Aeryn and son Astin...Full name: Antwon Valentino Blake.

BLAKE'S 2014 GAME-BY-GAME STATISTICS

Date	Opponent	GP	GS	T	AT	TOT	Sacks	Yds	Int/Yds	PD	FF	FR
9/7	CLEVELAND	1	0	0	0	0	0.0	0.0	0/0	0	0	0
9/11	at Baltimore	1	0	0	0	0	0.0	0.0	0/0	0	0	0
9/21	at Carolina	1	0	1	0	1	0.0	0.0	0/0	1	0	0
9/28	TAMPA BAY	1	0	0	0	0	0.0	0.0	0/0	0	0	0
10/5	at Jacksonville	1	0	0	0	0	0.0	0.0	0/0	0	0	0
10/12	at Cleveland	1	0	0	0	0	0.0	0.0	0/0	0	0	0
10/20	HOUSTON	1	0	0	0	0	0.0	0.0	0/0	0	0	0
10/26	INDIANAPOLIS	1	0	0	2	2	0.0	0.0	1/0	1	0	0
11/2	BALTIMORE	1	0	4	0	4	0.0	0.0	0/0	2	0	0
11/9	at NY Jets	1	1	2	0	2	0.0	0.0	0/0	0	0	0
11/17	at Tennessee	1	0	0	1	1	0.0	0.0	0/0	0	0	0
11/30	NEW ORLEANS	1	0	1	0	1	0.0	0.0	0/0	0	0	0
12/7	at Cincinnati	1	0	4	0	4	0.0	0.0	0/0	2	0	0
12/14	at Atlanta	1	0	7	0	7	0.0	0.0	0/0	0	0	0
12/21	KANSAS CITY	1	0	6	1	7	0.0	0.0	0/0	1	0	0
12/28	CINCINNATI	1	0	6	1	7	0.0	0.0	0/0	0	1	1
SEASON TOTALS		16	1	31	5	36	0.0	0.0	1/0	7	1	1

BLAKE'S 2013 GAME-BY-GAME STATISTICS

Date	Opponent	GP	GS	T	AT	TOT	Sacks	Yds	Int/Yds	PD	FF	FR
9/8	TENNESSEE						INACTIVE					
9/16	at Cincinnati	1	0	0	0	0	0.0	0.0	0/0	0	0	0
9/22	CHICAGO	1	0	0	0	0	0.0	0.0	0/0	0	0	0
9/29	vs. Minnesota						INACTIVE					
10/13	at NY Jets	1	0	0	0	0	0.0	0.0	0/0	0	0	0
10/20	BALTIMORE	1	0	0	0	0	0.0	0.0	0/0	0	0	0
10/27	at Oakland	1	0	0	0	0	0.0	0.0	0/0	0	0	0
11/3	at New England	1	0	0	0	0	0.0	0.0	0/0	0	0	0
11/10	BUFFALO	1	0	0	0	0	0.0	0.0	0/0	0	0	0
11/17	DETROIT	1	0	0	0	0	0.0	0.0	0/0	0	0	0
11/24	at Cleveland	1	0	0	0	0	0.0	0.0	0/0	0	0	0
11/28	at Baltimore	1	0	0	0	0	0.0	0.0	0/0	0	0	0
12/8	MIAMI	1	0	0	0	0	0.0	0.0	0/0	0	0	0
12/15	CINCINNATI	1	0	0	0	0	0.0	0.0	0/0	0	0	0
12/22	at Green Bay	1	0	0	0	0	0.0	0.0	0/0	0	0	0
12/29	CLEVELAND	1	0	0	0	0	0.0	0.0	0/0	0	0	0
SEASON TOTALS		14	0	0	0	0	0.0	0.0	0/0	0	0	0

ANTWON BLAKE

> BLAKE'S 2012 GAME-BY-GAME STATISTICS

Date	Opponent	GP	GS	T	AT	TOT	Sacks	Yds	Int/Yds	PD	FF	FR
9/9	at Minnesota	1	0	0	0	0	0.0	0.0	0/0	0	0	0
9/16	HOUSTON	1	0	0	0	0	0.0	0.0	0/0	0	0	0
9/23	at Indianapolis	1	0	0	0	0	0.0	0.0	0/0	0	0	0
9/30	CINCINNATI	1	0	0	0	0	0.0	0.0	0/0	0	0	0
10/7	CHICAGO	1	0	0	0	0	0.0	0.0	0/0	0	0	0
10/21	at Oakland	1	0	0	0	0	0.0	0.0	0/0	0	0	0
10/28	at Green Bay	1	0	0	0	0	0.0	0.0	0/0	0	0	0
11/4	DETROIT	1	0	0	0	0	0.0	0.0	0/0	0	0	0
11/8	INDIANAPOLIS	1	0	0	0	0	0.0	0.0	0/0	0	0	0
11/18	at Houston	1	0	0	0	0	0.0	0.0	0/0	0	0	0
11/25	TENNESSEE	1	0	0	0	0	0.0	0.0	0/0	0	0	0
12/2	at Buffalo	1	0	0	0	0	0.0	0.0	0/0	0	0	0
12/9	N.Y. JETS	1	0	0	0	0	0.0	0.0	0/0	0	0	0
12/16	at Miami	1	0	0	0	0	0.0	0.0	0/0	0	0	0
12/23	NEW ENGLAND	1	0	0	0	0	0.0	0.0	0/0	0	0	0
12/30	at Tennessee	1	0	0	0	0	0.0	0.0	0/0	0	0	0
SEASON TOTALS		16	0	0	0	0	0.0	0.0	0/0	0	0	0

> BLAKE'S CAREER TOTALS

REGULAR SEASON

Year	Team	GP	GS	T	AT	TOT	Sacks	Yds	Int/Yds	PD	FF	FR
2012	Jacksonville	16	0	0	0	0	0.0	0.0	0/0	0	0	0
2013	Pittsburgh	14	0	0	0	0	0.0	0.0	0/0	0	0	0
2014	Pittsburgh	16	1	31	5	36	0.0	0.0	1/0	7	1	1
NFL TOTALS		46	1	31	5	36	0.0	0.0	1/0	7	1	1
STEELERS TOTALS		30	1	31	5	36	0.0	0.0	1/0	7	1	1

Career Special Teams Tackles (31): 13 in '12, 11 in '13 and 7 in '14.

Additional Statistics: Recorded his first career special teams fumble recovery on 12/2/12 at Buffalo...recorded his first interception, a 25-yarder from S Robert Golden on a fake punt on 9/7/14 vs. Cleveland.

REGULAR-SEASON SINGLE-GAME HIGHS:

Total Tackles: 7, three times, last vs. Cincinnati, 12/28/14; **Solo Tackles:** 7, at Atlanta, 12/14/14; **Interceptions:** 1, vs. Indianapolis, 10/26/14; **Interception Yards:** 0, vs. Indianapolis, 10/26/14; **Passes Defensed:** 2, twice, last at Cincinnati, 12/7/14; **Forced Fumbles:** 1, vs. Cincinnati, 12/28/14; **Fumble Recoveries:** 1, vs. Cincinnati, 12/28/14; **Special Teams Tackles:** 3, at New England, 11/3/13.

POSTSEASON

Year	Team	GP	GS	T	AT	TOT	Sacks	Yds	Int/Yds	PD	FF	FR
2014	Pittsburgh	1	0	0	0	0	0.0	0.0	0/0	0	0	0
NFL TOTALS		1	0	0	0	0	0.0	0.0	0/0	0	0	0



> Rob Blanchflower *TE*

HEIGHT: 6-4
WEIGHT: 256
COLLEGE: Massachusetts
BORN: June 8, 1990

BIRTHPLACE: Leominster, Mass.
HOW ACQUIRED: D7 - '14 (#230)
NFL EXPERIENCE: 1st year

PRO (0-0/0-0): Signed a Reserve/Future contract with the Steelers on January 5, 2015... signed to the Steelers' practice squad on August 31, 2014...released by the Steelers on August 30, 2014...originally drafted by the Steelers in the seventh round (230th overall) of the 2014 NFL Draft.

2014 (0-0/0-0): Spent the entire season on the Steelers' practice squad.

COLLEGE Started 27-of-38 games for Massachusetts, catching 109 passes for 1,164 yards with nine touchdowns...his 1,164 yards broke College Football Hall of Famer Milt Morin's UMass record for receiving yards by a tight end and rank 15th on the school's overall record chart...also ranks eighth on the overall record list with 109 receptions...majored in communications. **2013:** Maintained a veteran leadership role with the team during the course of the season as captain and was awarded the Vern Smith Leadership Award...a member of the Mackey Award Watch List and one of UMass' highly rated NFL draft prospects, he ranked second on the team with 27 receptions for 313 yards with three touchdowns...his 47-yard scoring grab vs. the Miami RedHawks was the longest reception of his career and pushed him over 1,000 career receiving yards. **2012:** Named All-MAC second-team by The NFL

Draft Report during UMass' first season in the league and as an official member of the NCAA FBS ranks...started 10 games...finished second on the team with a career-high 43 receptions for 464 yards, as he reached the end zone twice...registered 10 catches for 100 yards and a touchdown vs. Central Michigan, earning him UMass Athlete of the Week honors. **2011:** Appeared in 11 games, starting at tight end vs. Richmond and in seven other contests as the H-Back...totaled 208 yards with a touchdown on 18 catches. **2010:** Played all 11 games with four starts, had 21 receptions for 179 yards with three touchdowns. **2009:** Redshirted.

PERSONAL Attended St. John's High School (Shrewsbury, Mass.), playing football for head coach John Andreoli...lettered four times in football...the senior captain played defensive end and tight end...named to the All-State Super-26 Football Team while also earning Central Mass Division I North Defensive co-MVP and *Telegram & Gazette* Super Team All-Star honors as a senior...finished the 2008 season with 32 tackles and eight sacks on defense while adding two touchdowns on 110 receiving yards on offense...graduated as an honor roll student...son of Elizabeth and Robert Blanchflower...Full name: Robert James Blanchflower.



> Tajh Boyd *QB*

HEIGHT: 6-1
WEIGHT: 222
COLLEGE: Clemson
BORN: Sept. 25, 1990

BIRTHPLACE: Hampton, Va.
HOW ACQUIRED: FA - '15
NFL EXPERIENCE: 1st year

PRO (0-0/0-0): Signed a Reserve/Future contract with the Steelers on March 6, 2015... released by the N.Y. Jets on August 30, 2014...originally drafted by the Jets in the sixth round (213th overall) of the 2014 NFL Draft.

2014 (0-0/0-0): Spent time with the Jets in training camp before being released during final cuts.

COLLEGE Started 40-of-47 games at Clemson, setting numerous school records

TAJH BOYD

including passing touchdowns (107), passing efficiency (155.2), touchdown responsibility (133), passing yards (11,904), completions (901), completions per game (19.2), passing attempts (1,402), completion percentage (64.3), total offense (13,069), 300-yard passing games (18) and consecutive starts at quarterback (40)...compiled a 32-8 record as a starter...his eight wins against top-25 opponents are most by a starting quarterback in Tiger history and his 32 wins tied a school record...set an ACC-record by being responsible for 133 touchdowns...set 12 of the top-14 single-game passing yardage totals in school history...his 187 consecutive passes without an interception from 2012 to 2013 set a Tiger record...selected All-ACC by the media three times and became the first Tiger quarterback since Steve Fuller (1977, 78) to be selected first-team All-ACC twice by the media...majored in sociology. **2013:** Started all 13 games for the second consecutive season and was named second-team All-ACC (media, coaches), second-team All-ACC by Athlon Sports and Phil Steele, and honorable mention All-American by SI.com...participated in the Senior Bowl...completed 283-of-413 passes for 3,851 yards with 34 touchdowns and 11 interceptions...also registered 400 yards on the ground and led the team with 10 rushing touchdowns...his 168.7 pass efficiency and 68.5 completion percentage set Tiger records...ranked sixth in the nation in pass efficiency...his passing yards, passing yards per game (296.2), passing touchdowns, total offense yards (4,251) and total offense yards per game (327.0) rank second in Tiger single-season history...led the ACC in passing yards per game, total offense yards per game and ranked second in pass efficiency. **2012:** Started all 13 games and named Clemson's Male Athlete-of-the-Year...named first-team All-American by AFCA, becoming the first Tiger quarterback to earn first-team All-America honors...selected first-team All-ACC (media, coaches) and first-team All-ACC by CBSSports.com, CollegeFootballNews.com, ESPN.com and Phil Steele...named ACC Player-of-the-Year (media, coaches), ACC Offensive Player-of-the-Year (media, coaches), ACC Player-of-the-Year by CollegeFootballNews.com and *The Sporting News*...garnered

third-team All-American honors by Lindy's and named honorable mention All-American by SI.com and *The Sporting News*...finished with 3,896 passing yards, an ACC-record 36 touchdowns and 13 interceptions...compiled 514 yards on the ground and 10 rushing touchdowns...responsible for an ACC and Tiger-record 46 touchdowns...finished first in single-season Tiger history in passing yards, passing yards per game (299.7) passing touchdowns, total offense (4,410) and total offense per game (339.2)...his 48 completions of 25+ yards led the nation...led the ACC in passing efficiency (165.6), passing touchdowns, total offense yards per game, touchdown responsibility and was second in passing yards per game. **2011:** Started all 14 games and selected first-team All-ACC (media)...named first-team All-ACC by CBSSports.com, ESPN.com and Phil Steele and was honorable mention All-American by SI.com...member of the ACC Academic Honor Roll...connected on 298-of-499 passes for 3,828 yards with 33 touchdowns and 12 interceptions...added 218 rushing yards and five rushing touchdowns...compiled 4,046 total yards and responsible for 38 touchdowns...set Tiger single-season records in completions and passing attempts...led the ACC in total offense yards per game and passing yards per game. **2010:** Saw action in seven games and received Future Impact Player Award (offense) by the coaches...completed 33-of-63 passes for 329 yards with four touchdowns and three interceptions. **2009:** Redshirted.

PERSONAL

Attended Phoebus High School (Hampton, Va.)...played in the U.S.

Army All-American game and earned Co-MVP honors after completing 7-of-9 passes for 179 yards with three touchdowns...threw for 1,455 yards and 23 touchdowns and ran for three touchdowns as a senior...registered 2,050 yards passing, 25 passing touchdowns and seven rushing touchdowns as a junior...led his team to two state titles and compiled a 43-2 record as starting quarterback...son of Carla and Tim Boyd...cousin, Darrell Roseman, was an offensive lineman at Auburn... Full name: Tajh Khiry Boyd.



> Antonio Brown *WR*

HEIGHT: 5-10
WEIGHT: 186
COLLEGE: Central Michigan
BORN: July 10, 1988

BIRTHPLACE: Miami, Fla.
HOW ACQUIRED: D6B-10* (#195)
NFL EXPERIENCE: 6th year



CAREER HIGHLIGHTS

> Named first-team AP All-Pro, named to PFWA's All-NFL and All-NFC Teams, named NFL 101 AFC Co-Offensive Player of the Year, named ESPN.com's AFC North Offensive Player of the Year and was named Dapper Dan Sportsman of the Year by the *Pittsburgh Post-Gazette* for his 2014 season.

> Selected to the Pro Bowl for the third time following the 2014 season [2011, 2013].

> Named AFC Offensive Player of the Month [December, 2014].

> Earned AFC Special Teams Player of the Week honors twice [Week 17, 2014 and Week 12, 2011].

> In a player's first five years with the Steelers, Brown has the most receptions [390], receiving yards [5,259] and all-purpose yards [7,755].

> Set single-season franchise records in receptions [129], receiving yards [1,698], receiving touchdowns [13], 100-yard receiving games [8] and receiving yards per game [106.1] in 2014.

> Became the first player in team history to record back-to-back seasons with at least 110 receptions [2013-14].

> Became the first player in team history to record at least 1,400 receiving yards in back-to-back seasons [2013-14].

> Entering the 2015 season he has two active streaks that are NFL records: consecutive regular-season games with at least five receptions and 50 receiving yards [32], and consecutive regular-season games with at least five receptions and 70 receiving yards [18].

> Set an NFL record by recording at least 80 receiving yards in 14 straight regular-season games [12/22/13-12/2/14].

> Tied an NFL record by recording at least five receptions and 80 receiving yards in each of the first nine games of a season in 2014 (Michael Irvin, 1995).

> Named the 2011 and 2013 Steelers' MVP.

> In 2011, became the first player in NFL history with at least 1,000 receiving yards (1,108) and at least 1,000 return yards (1,062) in the same season.

> In 2010, became the first Steelers' rookie to return a kickoff for a touchdown since Antwaan Randle El in 2002.

PRO [70-43/5-1]: Signed a five-year contract extension on July 27, 2012 to remain with the team through 2017...originally drafted by the Steelers as their second of two selections in the sixth round [195th overall] of the 2010 NFL Draft.

2014 [16-16/1-1]: Started all 16 games at WR in the regular season for the first time in his NFL career...has recorded at least one reception in 72 straight games in which he has played, including the postseason...his 129 receptions are the second-most in a single season in NFL history...his 1,698 receiving yards are the fifth-most in a single season in NFL history...became the fourth player in NFL history to record at least 110 receptions in two straight seasons...became the 14th player in NFL history with 1,600 receiving yards in a single season...became the ninth player in NFL history to record 1,400 receiving yards in back-to-back seasons...started the lone postseason contest, recording his first career 100-yard game in the postseason [117 yards].

9/7 vs. Cleveland: Totaled a game-high 116 receiving yards on five receptions with one receiving touchdown (35-yarder)...surpassed WR Plaxico Burress [264] for the eighth-most receptions in team history...his 116 receiving yards in the first half were a career-best for

ANTONIO BROWN

any single first half of his career...added a 36-yard punt return to set the Steelers up for a touchdown.

9/11 at Baltimore: Led all receivers in receptions (7) and receiving yards (90)...left the game in the first quarter due to a possible concussion but cleared all NFL concussion protocol and returned to the game.

9/21 at Carolina: Totaled 10 receptions for 90 yards with two receiving touchdowns...with 107 all-purpose yards, surpassed RB Franco Harris for the most all-purpose yards by a Steeler in their first five seasons in the NFL.

9/28 vs. Tampa Bay: Totaled a game-high 131 receiving yards on seven receptions with two receiving touchdowns...recorded two receiving touchdowns in the first half, becoming the first Steeler to have two touchdown catches in back-to-back games since Hines Ward (2005)...became the fourth Steeler in team history to post five touchdown receptions in the first four games of a season...completed a pass to RB Le'Veon Bell for a 17-yard gain, his second career completion.

10/5 at Jacksonville: Totaled a team-best 84 yards on five receptions...with his first reception for a 15-yard gain, became the 10th player in team history to record 4,000 receiving yards and the fourth Steeler to reach the mark in their first five seasons in the NFL.

10/12 at Cleveland: Totaled team-highs with seven receptions for 118 yards.

10/20 vs. Houston: Led the team in receptions (9) and receiving yards (90)...completed a three-yard touchdown pass to WR Lance Moore...surpassed RB Franco Harris for the seventh-most receptions (311) in Steelers history...reached 50 receptions for the fourth straight season to become just the third player in team history (Ward and Louis Lipps) to record at least 50 receptions in four straight seasons...surpassed Burress for the eighth-most receiving yards (4,280) in team history.

10/26 vs. Indianapolis: Totaled a game-high 10 receptions for 133 yards with two receiving touchdowns.

11/2 vs. Baltimore: Totaled game-highs in receptions (11) and receiving yards (144)...moved into sixth place on the team's all-time receptions list...recorded a long reception of 54 yards for a score, the 13th time he recorded a 40+ yard reception in a single game of the regular season...has recorded a reception of 20+ yards in 13 straight games, the longest streak of his

career and longest by a Steeler since Buddy Dial (13 games, 1959-60).

11/9 at N.Y. Jets: Tied for the game-high with eight receptions...surpassed Lynn Swann for the fifth-most receptions in team history...is the first Steeler with back-to-back 1,000-yard seasons since Mike Wallace (2010-11) and just the fifth player in team history to accomplish that feat...added one special teams tackle.

11/17 at Tennessee: Totaled game-highs with nine receptions for 91 yards...recorded a 12-yard touchdown reception...joined Ward as just the second player in team history to have consecutive seasons with at least 80 receptions...became the second player (Ward) to have three 1,100-yard seasons...is the third Steeler to record 1,100 receiving yards in back-to-back seasons (Wallace and Ward).

11/30 vs. New Orleans: Recorded two fourth-quarter touchdowns...marked his sixth career multi-touchdown game...became the 10th Steeler to record 10 or more touchdown receptions in a single season...became the seventh player to record at least 11 touchdown receptions in a single season...surpassed 25 career receiving touchdowns to become the 11th player in team history to record 25 career touchdown receptions as a Steeler...became the fifth player in team history to reach 350 career receptions as a Steeler...surpassed Dial for the seventh-most receiving yards in team history.

12/7 at Cincinnati: Surpassed Louis Lipps for the fourth-most receptions in team history (366)...joined Yancey Thigpen as the only other player to record multiple 1,300-yard seasons with the team...surpassed Lipps for the fourth-most punt return yards in team history (1,219).

12/14 at Atlanta: Marked his fifth double-digit reception game of his career and fourth of the season, catching 10 passes for 123 yards...became the first player in team history to record 1,400 receiving yards in the first 14 games of a season...became the third player in NFL history to record 110 receptions or more in the first 14 games of a season...eclipsed 5,000 career receiving yards...surpassed Theo Bell for the fourth-most punt return yards in team history.

12/21 vs. Kansas City: Tied for the game-high with seven receptions for a team-best 72 yards with one touchdown...became the third player in NFL history to record 120 receptions or more through the first 15 games of a season...became the 16th player in NFL

history to record 1,500 receiving yards through the first 15 games of a season.

12/28 vs. Cincinnati: Named AFC Special Teams Player of the Week...recorded his 16th career 100-yard receiving game, which is tied for the third-most in team history...posted a game-high 128 receiving yards on seven receptions, including a 63-yard touchdown, a season-long reception...moved into sixth place on the team's all-time receiving yards list...returned a punt 71 yards for a touchdown, his third career punt return for a touchdown, which is tied for the second-most in team history...set a single-game career-best with 84 punt return yards...joined Lipps (11/19/84 and 10/27/85) as the second player in team history to return a punt for a touchdown and have one receiving touchdown in the same game (12/15/13 and 12/28/14)...became the first player in team history since Antwaan Randle El (12/18/05) with at least 80 punt return yards in a single game...became the third player in team history to reach 1,300 career punt return yards.

AFC Wild Card Game 1/3 vs. Baltimore: Made his first career postseason start...caught nine passes for 117 yards, both are personal bests for a single postseason game...recorded his first career 100-yard game in the postseason and became the 10th player in team history to register 100 receiving yards in a single game.

2013 [16-14]: Played in all 16 games with 14 starts...recorded five receptions and 50 receiving yards in all 16 games to become the first player in NFL history to register at least five receptions and 50 receiving yards in all 16 games of a regular season...finished the year with 409 punt return yards, which are the ninth-most in a single season in franchise history...recorded nine or more receptions five times (9/22 vs. Chicago, 9/29 vs. Minnesota [London], 10/13 at N.Y. Jets, 10/27 at Oakland and 12/29 vs. Cleveland)...since 1960, became just the second Steeler (Hines Ward, 2002) to record nine or more receptions in at least five games of a regular season...had five 100-yard receiving games (9/22 vs. Chicago, 11/10 vs. Buffalo, 11/17 vs. Detroit, 12/8 vs. Miami and 12/22 at Green Bay) and three multi-touchdown games (9/22 vs. Chicago, 11/17 vs. Detroit and 12/15 vs. Cincinnati)...had five receptions of 40+ yards on the season (45, 9/22 vs. Chicago, 40, 11/10 vs. Buffalo, 47, 11/17 vs. Detroit, 41, 11/24 at Cleveland and 43, 12/8 vs. Miami)...had seven punt returns of 20+ yards and had five punt returns of 40+ yards on the season (40, 9/16 at Cincinnati, 44, 10/27 at Oakland, 50, 11/10 vs. Buffalo, 67,

12/15 vs. Cincinnati and 41, 12/22 at Green Bay).

9/16 at Cincinnati: Had a team-high six receptions...returned a punt 40 yards to the Bengals' 34-yard line, setting up an eventual field goal.

9/22 vs. Chicago: Recorded nine receptions for a career-high 196 receiving yards and a career-best two receiving touchdowns...the 196 receiving yards tied for the sixth-most in team history for a single game...registered a first half career-best 105 receiving yards on four receptions with one touchdown...marked the first time a Steeler had 100 or more receiving yards in the first half of a game since Mike Wallace (9/25/11 at Indianapolis).

9/29 vs. Minnesota (London): Recorded a career-high and game-high 12 receptions for 88 yards...the 12 receptions were the most by a Steeler since Hines Ward had 13 (11/30/03 vs. Cincinnati).

10/13 at N.Y. Jets: Recorded game-highs with nine receptions for 86 yards...with 30 receptions (370 yards, 2 TDs) over the past three games, he tied Hines Ward (Games 8-10, 2002, 30 rec., 386 yards, 4 TDs) for the most receptions over a three-game span in franchise history...recorded a first half career-high seven receptions (72 yards)...on third-and-15, took a screen pass for a 16-yard gain for a first down...the drive resulted in a field goal to tie the game, 3-3...with less than a minute remaining in the first half, hauled in an 11-yard pass on third-and-12 that moved the Steelers in field goal range...the drive resulted in a field goal to give Pittsburgh a 9-3 lead...completed a 15-yard pass to RB Felix Jones for his first career completion...became the first offensive or defensive position player to complete a pass since WR Emmanuel Sanders registered a 15-yard completion on 9/18/11 vs. Seattle...marked the first time a non-quarterback completed a pass for the Steelers since 10/9/11 vs. Tennessee (P Daniel Sepulveda's 33-yard pass).

10/20 vs. Baltimore: Recorded a game-high six receptions for 50 yards, including an 11-yard reception to the Ravens' 24-yard line with 28 seconds remaining in the game that helped set up K Shaun Suisham's game-winning 42-yard field goal.

10/27 at Oakland: Recorded a game-high nine receptions for 82 yards...marked the 11th regular-season game he recorded seven or more receptions...added a 44-yard punt return to the Oakland 31-yard line in the fourth quarter...marked the second-longest punt

ANTONIO BROWN

return of his career and 11th punt return of 20+ yards.

11/10 vs. Buffalo: Finished with game-highs in receptions (6) and receiving yards (104)...returned a punt 50 yards to the Buffalo 11-yard line in the fourth quarter, marking the second-longest punt return of his career...registered a 24-yard punt return to the Pittsburgh 42-yard line in the third quarter, and on the very next play, recorded a 40-yard reception to the Buffalo 18-yard line.

11/17 vs. Detroit: Totaled seven receptions for 147 yards and two touchdowns...marked his second career multi-touchdown game...registered four receptions for 105 yards, including touchdown receptions of 34 and 47 yards in the first quarter...he is the third Steelers' player since 1991 to register at least 100 receiving yards in the first quarter...became the fourth Steelers' player since 1991 to record two receiving touchdowns in the first quarter in a regular-season game.

11/24 at Cleveland: Led the team with 92 receiving yards...scored on a 41-yard touchdown...joined Hines Ward (81 in 2002) as the only Pittsburgh players to reach 80 receptions in the team's first 11 games since 1960...surpassed 1,000 receiving yards for the second time in his career (1,108 in 2011)...since 1960, he became the fourth Steeler to record at least 1,000 receiving yards in the team's first 11 games of the season (Ward, 1,039 in 2002; Buddy Dial, 1,033 in 1963; Stallworth, 1,004 in 1984).

12/8 vs. Miami: Led the team with 138 yards on five receptions with one touchdown...recorded a 43-yard touchdown, the ninth 40+ yard reception of his career during the regular season...became the second receiver (Ward) in franchise history with 90 receptions in one regular season...with 1,241 receiving yards this season, became the eighth player in team history with at least 1,200 receiving yards in a single season, and the first since Wallace (1,257 in 2010).

12/15 vs. Cincinnati: Recorded five receptions for a team-high 66 yards with one touchdown...became the fifth player in franchise history to surpass 1,300 receiving yards (1,307) in a single season...recorded a 12-yard touchdown reception to give Pittsburgh a 14-0 lead, extending his regular-season-high of touchdown receptions to eight...returned a punt a career-long 67 yards for a touchdown...tied Rod Woodson for the fourth-most punt returns for a touchdown (2) in team history.

12/22 at Green Bay: Recorded six receptions for 105 yards...marked his eighth career 100-yard receiving game...became the second player in franchise history to record 100 receptions in a single season...became just the fifth player in team history with at least 1,000 punt return yards...returned a punt 41 yards, marking his 16th career punt return of 20+ yards.

12/29 vs. Cleveland: Totaled game-highs in receptions (9) and receiving yards (87)...extended his streak of at least five receptions and 50 receiving yards to 16 straight games...recorded 21 punt return yards to give him 1,087 for his career, which are the fifth-most in team history during the regular season.

2012 [13-10]: Appeared in 13 games, making 10 starts...missed three games due to an ankle injury (Weeks 10-12)...finished the season second on the team in receptions (66) and receiving touchdowns (5), and third on the team in receiving yards (787)...led or tied for the team-lead in receptions in Weeks 2, 5, 13 and 15...led the team in receiving yards in five separate games (Weeks 1, 2, 5, 7 and 16)...became the first Steeler since 2005 to record a touchdown reception in each of the last four games of the regular season.

9/9 at Denver: Had a team-high 74 yards receiving on four receptions...hauled in a 23-yard reception that converted a third-and-11 late in the second quarter...hauled in a 27-yard reception on that same drive, which ended in a Steelers touchdown...added a 23-yard punt return that set up a Steelers field goal in the second quarter.

9/16 vs. N.Y. Jets: Finished with game-highs in receptions (7) and receiving yards (79)...converted a third-and-eight with an 18-yard reception with two minutes left in the first quarter...

9/23 at Oakland: Finished with seven receptions for 87 yards and one touchdown...put the Steelers up 31-21 with his receiving touchdown, a play in which he recovered his own fumble in the end zone.

10/7 vs. Philadelphia: Finished with game-highs in receptions (7) and receiving yards (86)...registered at least seven receptions in three consecutive games for the first time in his career.

10/21 at Cincinnati: Finished second on the team with seven receptions for a game-high 96 yards...registered at least 70 receiving yards in six of the past seven regular-season contests...recorded at least seven

receptions in four of the last five games.

11/4 at N.Y. Giants: Left the game in the second quarter with a left ankle injury and did not return.

11/12 vs. Kansas City: Inactive due to an ankle injury, snapping a streak of 29 consecutive regular-season games played.

12/16 at Dallas: Led the team with eight receptions...registered a seven-yard touchdown reception to give the Steelers a 24-17 lead early in the fourth quarter...recorded a 29-yard punt return, the longest since he returned a punt 60 yards for a touchdown vs. Cincinnati on 12/4/11.

12/23 vs. Cincinnati: Finished with team-highs in receptions (5) and receiving yards (97)...registered a 60-yard touchdown reception...marked his longest reception of the season and the second-longest pass play of the season by the Steelers...recorded a receiving touchdown for the third straight contest, marking the first time he recorded at least one touchdown reception for three consecutive games in the regular season.

12/30 vs. Cleveland: Recorded a nine-yard touchdown in the third quarter, giving him a career-high five on the season...recorded a receiving touchdown in four straight games for the first time in his career.

2011 **(16-3/1-0):** Saw action in all 16 regular-season games, making three starts...finished second on the team with 69 receptions for 1,108 yards...became the first player in NFL history with at least 1,000 receiving yards (1,108) and at least 1,000 return yards (1,062) in the same season...totaled 2,211 all-purpose yards, the second-highest single-season total in team history...registered three 100-yard receiving games...saw action in the lone postseason contest.

9/11 at Baltimore: Saw action at WR and on special teams in the season opener...had three kickoff returns for 103 yards (31, 41 and 31 yards).

9/18 vs. Seattle: Registered his first career rush for one yard...had four punt returns for 54 yards.

9/25 at Indianapolis: Set a then career-high with 75 yards receiving on four receptions...added four punt returns for 65 yards...registered punt returns of 37 and 25 yards, both coming a week after recording a then career-long 41-yard return.

10/2 at Houston: Led the team with five receptions for 67 yards...registered a 33-yard punt return.

10/9 vs. Tennessee: Recorded a 52-yard kickoff return in the first quarter.

10/23 at Arizona: Saw action at WR and on special teams...registered seven receptions for 102 yards...marked first career 100-yard receiving game.

10/30 vs. New England: Had a then career-high nine receptions for 67 yards and one touchdown, the first receiving touchdown of his career.

11/6 vs. Baltimore: Registered a game-high 109 yards on five receptions, marking his second 100+ yard receiving game in the last three weeks.

11/13 at Cincinnati: Made his first career start at WR and saw action on special teams...recorded a team-high 86 yards receiving on five receptions...registered 74 yards on a drive that resulted in a field goal that gave the Steelers a 17-10 lead.

11/27 at Kansas City: Recorded a team-high 81 yards on four receptions...all four receptions went for first downs.

12/4 vs. Cincinnati: Named AFC Special Teams Player of the Week for his Week 12 performance...returned a punt 60 yards (then a career-long) for a touchdown, the first of his career and the first for Pittsburgh in the regular season since Santonio Holmes returned a punt 65 yards for a score on Dec. 17, 2006...had a team-high 67 receiving yards on two receptions.

12/8 vs. Cleveland: Started his second career game at WR...recorded his third 100-yard receiving game of the season with 151 yards on five receptions...registered a career-long 79-yard touchdown reception...the 151 receiving yards were the highest by a Steeler since WR Hines Ward totaled 159 yards vs. Cleveland on 10/18/09...marked the seventh consecutive game he led the Steelers in either receptions or receiving yards.

12/24 vs. St. Louis: Registered 77 all-purpose yards, setting the single-season franchise record for all-purpose yards with 2,048, passing Barry Foster (2,034 in 1992)...surpassed 1,000 receiving yards (1,018) for the first time in his career...joined WR Mike Wallace as the fourth Steeler duo to register more than 1,000 receiving yards each in the same season since 2000 and the first since 2009.

1/1 at Cleveland: Recorded a team-high six receptions for a team-best 90 yards...became the first player in NFL history with at least 1,000 yards receiving (1,108) and at least 1,000 return yards (1,062) in the same

ANTONIO BROWN

season...surpassed 1,100 receiving yards for the first time in his career, joining Wallace as the third Steeler duo since 1960 to each register at least 1,100 receiving yards in the same season.

AFC Wild Card Game 1/8 at Denver: Had five catches for 70 yards...added an 18-yard rush in the second half.

2010

[9-0/3-0]: Played in nine games during the regular season at WR and on special teams...returned the opening kickoff 89 yards (following a handoff from RB Mewelde Moore) for a touchdown in his first NFL game, Week 2 at Tennessee...finished first on the team with 110 punt return yards and second on the team with 397 kickoff return yards...had 16 receptions in the regular season for 167 yards...added two special teams tackles in the regular season...played in all three postseason contests at WR and on special teams...had five receptions for 90 yards, with a long of 58 yards...caught two key third-down passes from QB Ben Roethlisberger in the playoffs, the first being a 58-yard pass on the Steelers' final drive against the Ravens in the AFC Divisional Game and the second being a 14-yard reception in the AFC Championship against the Jets that sealed the victory...led the team with 241 kickoff return yards in the postseason.

9/19 at Tennessee: Made his NFL debut...returned the opening kickoff 89 yards (following a handoff from RB Mewelde Moore) for a touchdown...it was the first kickoff return for the Steelers since Allen Rossum during the 2007 season...became the first Steelers' rookie to return a kickoff for a touchdown since Antwaan Randle El in the 2002 season.

10/3 vs. Baltimore: Caught his first career pass for six yards (from QB Charlie Batch) in the third quarter. Inactive for the next five games.

11/21 vs. Oakland: Recorded a season-high seven punt returns for 66 yards, including a long of 20 yards...had one reception for 21 yards.

11/28 at Buffalo: Was inactive due to a knee injury.

12/5 at Baltimore: Played in his fifth career game at WR and on special teams...had three catches for 26 yards...had two punt returns for 11 yards.

1/2 at Cleveland: Had a season-high four catches for a season-best 52 yards, including a season-long of 26 yards.

AFC Divisional Game 1/15 vs. Baltimore: Saw action on

special teams and at WR for the first postseason game of his career...caught a 58-yard pass on the Steelers' final drive to set up the game-winning touchdown...finished with a game-high 75 yards receiving...returned four kickoffs for 85 yards.

AFC Championship Game 1/23 vs. N.Y. Jets: Had three kickoff returns for 68 yards, including a 27-yarder in the fourth quarter...caught one pass for 14 yards in the fourth quarter, which sealed the victory.

Super Bowl XLV 2/6 vs. Green Bay: Saw action at WR and on special teams...finished the game with one reception for one yard...added four punt returns for five yards and four kickoff returns for 88 yards.

COLLEGE

Ranked second in MAC history with 305 career receptions at Central Michigan...finished career as CMU's all-time leader in receptions...ranked second in school history in touchdown receptions (22) and third in receiving yards (3,199)...was the only player in school history with two 1,000-yard receiving seasons...also the only player with two 100-reception seasons...caught at least one pass in 41 consecutive games...accounted for touchdowns receiving, rushing, passing and on both a punt return and kickoff return during career. **2009:** MAC Special Teams Player of the Year for the second consecutive season...All-MAC first team honoree as both a receiver and punt returner...**2010** GMAC Bowl Offensive Most Valuable Player...named CMU's Special Teams Player of the Year...caught a school record 110 passes for 1,198 yards and nine touchdowns...twice named MAC West Division Special Teams Player of the Week...accounted for a season-high 248 all-purpose yards at Michigan State...caught 10 passes for 71 yards and a score and completed a 24-yard pass to Dan Lefevour against the Spartans...had four 100-yard receiving games...caught a season-high 13 passes for 129 yards and a touchdown against Toledo...made 11 catches for a regular season-high 170 yards, including an 82-yard touchdown, at Ball State...caught 13 passes for 178 yards, rushed for a touchdown, returned a kickoff 95 yards for a score and finished with 403 all-purpose yards in GMAC Bowl vs. Troy. **2008:** MAC Special Teams Player of the Year...All-MAC first-team receiver, kick returner and punt returner...led the nation in punt return yardage (20.5 avg.)...ranked fourth nationally in all-purpose yardage (178.1 ypg)...caught at least 10 passes in four different games and posted a trio of 100-yard receiving efforts...93 receptions are second

most in a season in school history...named MAC West Division Special Teams Player of the Week after returning a punt 75 yards for a score at Ohio...hauled in a career-long 93-yard catch at Eastern Michigan and finished with 313 all-purpose yards...selected as CMU's offensive and special teams player of the year...All-America first-team punt returner by collegefootballnews.com. **2007:** MAC Freshman of the Year...All-MAC first team kick return specialist and All-MAC second team receiver...Football Writers Association of America Freshman All-America...Scout.com Freshman All-America first team as a kick returner...Rivals.com Freshman All-America second team as a kick returner...Sporting News Freshman All-America second team as a receiver...also earned Freshman All-America honors from collegesportsreport.com (all-purpose) and collegefootballnews.com (first team kick returner)...caught a school-record 102 passes...reception total was second-highest by a freshman in NCAA Bowl Subdivision history (Michael Crabtree, Texas Tech)...set Bowl Subdivi-

sion freshman record with 2,267 all-purpose yards...set CMU single-game record with 15 receptions at Akron...caught a touchdown pass in six different games...eclipsed 100 receiving yards in a game twice...MAC West Division Special Teams Player of the Week after returning a kickoff 90 yards for a touchdown against Northern Illinois.

PERSONAL

Spent a prep year in 2006 at North Carolina Tech...ran for 451 yards and 13 touchdowns and threw for 1,247 yards and 11 scores in just five games...two-sport athlete at Norland High School (Miami, Fla.)...two-time Class 6A all-state selection...two-time state qualifier in the 100 meters...named North Athlete of the Year at 2005 Miami-Dade Gridiron Classic...has one son, Antonio Jr. and one daughter, Antanyiah...younger brother Desmond played running back for the University of Pittsburgh...son of Adrienne Moss and Eddie Brown...Full name: Antonio Brown.

BROWN'S 2014 GAME-BY-GAME STATISTICS

Date	Opponent	GP	GS	RECEIVING					RUSHING				
				Rec	Yds	Avg	Lg	TD	No	Yds	Avg	Lg	TD
9/7	CLEVELAND	1	1	5	116	23.2	41	1	0	0	0.0	0	0
9/11	at Baltimore	1	1	7	90	12.9	27	0	2	10	5.0	9	0
9/21	at Carolina	1	1	10	90	9.0	30	2	0	0	0.0	0	0
9/28	TAMPA BAY	1	1	7	131	18.7	27	2	0	0	0.0	0	0
10/5	at Jacksonville	1	1	5	84	16.8	30	0	0	0	0.0	0	0
10/12	at Cleveland	1	1	7	118	16.9	23	0	1	-2	-2.0	-2	0
10/20	HOUSTON	1	1	9	90	10.0	30	0	0	0	0.0	0	0
10/26	INDIANAPOLIS	1	1	10	133	13.3	47	2	1	5	5.0	5	0
11/2	BALTIMORE	1	1	11	144	13.1	54	1	0	0	0.0	0	0
11/9	at N.Y. Jets	1	1	8	74	9.3	15	0	0	0	0.0	0	0
11/17	at Tennessee	1	1	9	91	10.1	17	1	0	0	0.0	0	0
11/30	NEW ORLEANS	1	1	8	97	12.1	21	2	0	0	0.0	0	0
12/7	at Cincinnati	1	1	9	117	13.0	32	0	0	0	0.0	0	0
12/14	at Atlanta	1	1	10	123	12.3	28	0	0	0	0.0	0	0
12/21	KANSAS CITY	1	1	7	72	10.3	19	1	0	0	0.0	0	0
12/28	CINCINNATI	1	1	7	128	18.3	63	1	0	0	0.0	0	0
SEASON TOTALS		16	16	129	1,698	13.2	63	13	4	13	3.3	9	0

PRESEASON

1/3	BALTIMORE	1	1	9	117	13.0	44	0	0	0	0.0	0	0
POSTSEASON TOTALS		1	1	9	117	13.0	44	0	0	0	0.0	0	0

PUNT RETURNS

Date	Opponent	No	FC	Yds	Avg	Lg	TD	KICKOFF RETURNS				
								No	Yds	Avg	Lg	TD
9/7	CLEVELAND	3	2	46	15.3	36	0	0	0	0.0	0	0
9/11	at Baltimore	2	0	13	6.5	13	0	0	0	0.0	0	0
9/21	at Carolina	2	0	17	8.5	9	0	0	0	0.0	0	0
9/28	TAMPA BAY	0	2	0	0.0	0	0	0	0	0.0	0	0
10/5	at Jacksonville	4	1	20	5.0	6	0	0	0	0.0	0	0
10/12	at Cleveland	2	1	9	4.5	10	0	0	0	0.0	0	0
10/20	HOUSTON	2	0	21	10.5	12	0	0	0	0.0	0	0
10/26	INDIANAPOLIS	3	0	16	5.3	11	0	1	0	0.0	0	0
11/2	BALTIMORE	0	4	0	0.0	0	0	0	0	0.0	0	0
11/9	at N.Y. Jets	2	1	7	3.5	7	0	0	0	0.0	0	0

ANTONIO BROWN

> BROWN'S 2014 GAME-BY-GAME STATISTICS (Continued)

Date	Opponent	PUNT RETURNS						KICKOFF RETURNS				
		No	FC	Yds	Avg	Lg	TD	No	Yds	Avg	Lg	TD
11/17	at Tennessee	1	2	14	14.0	14	0	0	0	0.0	0	0
11/30	NEW ORLEANS	2	0	15	7.5	13	0	0	0	0.0	0	0
12/7	at Cincinnati	3	1	14	4.7	7	0	0	0	0.0	0	0
12/14	at Atlanta	2	1	43	21.5	31	0	0	0	0.0	0	0
12/21	KANSAS CITY	0	1	0	0.0	0	0	0	0	0.0	0	0
12/28	CINCINNATI	2	0	84	42.0	71t	1	0	0	0.0	0	0
SEASON TOTALS		30	16	319	10.6	71t	1	1	0	0.0	0	0
POSTSEASON												
1/3	BALTIMORE	0	0	0	0.0	0	0	1	16	16.0	16	0
POSTSEASON TOTALS		0	0	0	0.0	0	0	1	16	16.0	16	0

> BROWN'S 2013 GAME-BY-GAME STATISTICS

Date	Opponent	GP	GS	RECEIVING					RUSHING				
				Rec	Yds	Avg	Lg	TD	No	Yds	Avg	Lg	TD
9/8	TENNESSEE	1	1	5	71	14.2	22	0	1	4	4.0	4	0
9/16	at Cincinnati	1	1	6	57	9.5	18	0	0	0	0.0	0	0
9/22	CHICAGO	1	1	9	196	21.8	45	2	0	0	0.0	0	0
9/29	vs. Minnesota	1	0	12	88	7.3	15	0	1	10	10.0	10	0
10/13	at N.Y. Jets	1	1	9	86	9.6	16	0	0	0	0.0	0	0
10/20	BALTIMORE	1	1	6	50	8.3	13	0	1	3	3.0	3	0
10/27	at Oakland	1	1	9	82	9.1	21	0	1	2	2.0	2	0
11/3	at New England	1	1	5	71	14.2	27t	1	0	0	0.0	0	0
11/10	BUFFALO	1	1	6	104	17.3	40	0	0	0	0.0	0	0
11/17	DETROIT	1	1	7	147	21.0	47t	2	1	[-8]	[-8.0]	[-8]	0
11/24	at Cleveland	1	1	6	92	15.3	41t	1	1	[-8]	[-8.0]	[-8]	0
11/28	at Baltimore	1	0	5	59	11.8	19	0	0	0	0.0	0	0
12/8	MIAMI	1	1	5	138	27.6	56	1	0	0	0.0	0	0
12/15	CINCINNATI	1	1	5	66	13.2	20	1	1	1	1.0	1	0
12/22	at Green Bay	1	1	6	105	17.5	36	0	0	0	0.0	0	0
12/29	CLEVELAND	1	1	9	87	9.7	24	0	0	0	0.0	0	0
SEASON TOTALS		16	14	110	1,499	13.6	56	8	7	4	0.6	10	0

Date	Opponent	No	FC	PUNT RETURNS				KICKOFF RETURNS				
				Yds	Avg	Lg	TD	No	Yds	Avg	Lg	TD
9/8	TENNESSEE	1	3	1	1.0	1	0	1	0	16.0	16	0
9/16	at Cincinnati	2	3	37	18.5	40	0	0	0	0.0	0	0
9/22	CHICAGO	2	1	4	2.0	4	0	0	0	0.0	0	0
9/29	vs. Minnesota	1	3	3	3.0	3	0	0	0	0.0	0	0
10/13	at N.Y. Jets	2	2	11	5.5	11	0	0	0	0.0	0	0
10/20	BALTIMORE	1	1	18	18.0	18	0	0	0	0.0	0	0
10/27	at Oakland	4	2	47	11.8	44	0	0	0	0.0	0	0
11/3	at New England	1	0	24	24.0	24	0	0	0	0.0	0	0
11/10	BUFFALO	2	4	74	37.0	50	0	0	0	0.0	0	0
11/17	DETROIT	2	1	17	8.5	9	0	0	0	0.0	0	0
11/24	at Cleveland	2	1	19	9.5	14	0	0	0	0.0	0	0
11/28	at Baltimore	0	1	0	0.0	0	0	0	0	0.0	0	0
12/8	MIAMI	5	0	14	2.8	7	0	0	0	0.0	0	0
12/15	CINCINNATI	2	0	78	39.0	67t	1	0	0	0.0	0	0
12/22	at Green Bay	2	0	41	20.5	41	0	0	0	0.0	0	0
12/29	CLEVELAND	3	1	21	7.0	9	0	0	0	0.0	0	0
SEASON TOTALS		32	23	409	12.8	67t	1	1	0	16.0	16	0

> BROWN'S 2012 GAME-BY-GAME STATISTICS

Date	Opponent	GP	GS	RECEIVING					RUSHING				
				Rec	Yds	Avg	Lg	TD	No	Yds	Avg	Lg	TD
9/9	at Denver	1	1	4	74	18.5	27	0	1	4	4.0	4	0
9/16	N.Y. JETS	1	1	7	79	11.3	25	0	1	9	9.0	9	0
9/23	at Oakland	1	0	7	87	12.4	20	1	0	0	0.0	0	0
10/7	PHILADELPHIA	1	1	7	86	12.3	20	0	0	0	0.0	0	0

MEDIA INFORMATION

FOOTBALL STAFF

2015 PLAYERS

2014 IN REVIEW

STEELERS HISTORY

RECORDS

BROWN'S 2012 GAME-BY-GAME STATISTICS (Continued)

Date	Opponent	GP	GS	RECEIVING					RUSHING				
				Rec	Yds	Avg	Lg	TD	No	Yds	Avg	Lg	TD
10/11	at Tennessee	1	1	4	20	5.0	7	0	0	0	0.0	0	0
10/21	at Cincinnati	1	1	7	96	13.7	23	0	2	13	6.5	13	0
10/28	WASHINGTON	1	1	4	38	9.5	14	0	0	0	0.0	0	0
11/4	at N.Y. Giants	1	0	2	19	9.5	12	0	0	0	0.0	0	0
11/12	KANSAS CITY												
11/18	BALTIMORE												
11/25	at Cleveland												
12/2	at Baltimore	1	1	5	58	11.6	34	0	1	4	4.0	4	0
12/9	SAN DIEGO	1	1	4	35	8.8	14	1	0	0	0.0	0	0
12/16	at Dallas	1	1	8	76	9.5	18	1	0	0	0.0	0	0
12/23	CINCINNATI	1	1	5	97	19.4	60	1	0	0	0.0	0	0
12/30	CLEVELAND	1	1	2	22	11.0	13	1	2	[-6]	[-3.0]	7	0
SEASON TOTALS		13	10	66	787	11.9	60	5	7	24	3.4	13	0

Date	Opponent	No	FC	PUNT RETURNS				KICKOFF RETURNS				
				Yds	Avg	Lg	TD	No	Yds	Avg	Lg	TD
9/9	at Denver	2	0	23	11.5	23	0	0	0	0.0	0	0
9/16	N.Y. JETS	1	0	10	10.0	10	0	0	0	0.0	0	0
9/23	at Oakland	2	1	22	11.0	22	0	0	0	0.0	0	0
10/7	PHILADELPHIA	1	1	7	7.0	7	0	0	0	0.0	0	0
10/11	at Tennessee	3	0	10	3.3	4	0	0	0	0.0	0	0
10/21	at Cincinnati	3	0	10	3.3	9	0	0	0	0.0	0	0
10/28	WASHINGTON	3	0	25	8.3	18	0	0	0	0.0	0	0
11/4	at N.Y. Giants	0	0	0	0.0	0	0	0	0	0.0	0	0
11/12	KANSAS CITY											
11/18	BALTIMORE											
11/25	at Cleveland											
12/2	at Baltimore	5	0	9	1.8	6	0	0	0	0.0	0	0
12/9	SAN DIEGO	1	3	0	0.0	0	0	0	0	0.0	0	0
12/16	at Dallas	3	1	51	17.0	29	0	0	0	0.0	0	0
12/23	CINCINNATI	2	1	6	3.0	11	0	0	0	0.0	0	0
12/30	CLEVELAND	1	1	10	10.0	10	0	0	0	0.0	0	0
SEASON TOTALS		27	8	183	6.8	29	0	0	0	0.0	0	0

BROWN'S 2011 GAME-BY-GAME STATISTICS

Date	Opponent	GP	GS	RECEIVING					RUSHING				
				Rec	Yds	Avg	Lg	TD	No	Yds	Avg	Lg	TD
9/11	at Baltimore	1	0	2	14	7.0	15	0	0	0	0.0	0	0
9/18	SEATTLE	1	0	4	67	16.8	19	0	1	1	1.0	1	0
9/25	at Indianapolis	1	0	4	75	18.8	21	0	0	0	0.0	0	0
10/2	at Houston	1	0	5	67	13.4	23	0	1	8	8.0	8	0
10/9	TENNESSEE	1	0	2	23	11.5	17	0	1	10	10.0	10	0
10/16	JACKSONVILLE	1	0	1	16	16.0	16	0	0	0	0.0	0	0
10/23	at Arizona	1	0	7	102	14.6	20	0	0	0	0.0	0	0
10/30	NEW ENGLAND	1	0	9	67	7.4	19	1	0	0	0.0	0	0
11/6	BALTIMORE	1	0	5	109	21.8	32	0	0	0	0.0	0	0
11/13	at Cincinnati	1	1	5	86	17.2	21	0	0	0	0.0	0	0
11/27	at Kansas City	1	0	4	81	20.3	34	0	2	5	2.5	3	0
12/4	CINCINNATI	1	0	2	67	33.5	45	0	1	9	9.0	9	0
12/8	CLEVELAND	1	1	5	151	30.2	79	1	0	0	0.0	0	0
12/19	at San Francisco	1	1	5	59	11.8	24	0	0	0	0.0	0	0
12/24	ST. LOUIS	1	0	3	34	11.3	19	0	1	8	8.0	8	0
1/1	at Cleveland	1	0	6	90	15.0	40	0	0	0	0.0	0	0
SEASON TOTALS		16	3	69	1,108	16.1	79	2	7	41	5.9	10	0

POSTSEASON

1/8	at Denver	1	0	5	70	14.0	25	0	1	18	18.0	18	0
POSTSEASON TOTALS		1	0	5	70	14.0	25	0	1	18	18.0	18	0

ANTONIO BROWN

BROWN'S 2011 GAME-BY-GAME STATISTICS (Continued)

Date	Opponent	No	FC	PUNT RETURNS				KICKOFF RETURNS				
				Yds	Avg	Lg	TD	No	Yds	Avg	Lg	TD
9/11	at Baltimore	2	1	7	3.5	6	0	3	103	34.3	41	0
9/18	SEATTLE	4	0	56	14.0	41	0	1	23	23.0	23	0
9/25	at Indianapolis	4	1	65	16.3	37	0	0	0	0.0	0	0
10/2	at Houston	1	2	33	33.0	33	0	2	44	22.0	25	0
10/9	TENNESSEE	0	2	0	0.0	0	0	2	83	41.5	52	0
10/16	JACKSONVILLE	4	2	9	2.3	14	0	1	34	34.0	34	0
10/23	at Arizona	2	1	47	23.5	31	0	3	66	22.0	30	0
10/30	NEW ENGLAND	2	1	12	6.0	10	0	3	81	27.0	34	0
11/6	BALTIMORE	2	0	21	10.5	13	0	1	25	25.0	25	0
11/13	at Cincinnati	3	1	15	5.0	7	0	3	69	23.0	26	0
11/27	at Kansas City	0	1	0	0.0	0	0	0	0	0.0	0	0
12/4	CINCINNATI	3	4	65	21.7	60t	1	0	0	0.0	0	0
12/8	CLEVELAND	0	1	0	0.0	0	0	1	21	21.0	21	0
12/19	at San Francisco	2	2	[-10]	[-5.0]	0	0	3	85	28.3	36	0
12/24	ST. LOUIS	1	4	5	5.0	5	0	1	30	30.0	30	0
1/1	at Cleveland	0	3	0	0.0	0	0	3	73	24.3	28	0
SEASON TOTALS		30	26	325	10.8	60t	1	27	737	27.3	52	0

POSTSEASON

1/8	at Denver	0	3	0	0.0	0	0	0	0	0.0	0	0
POSTSEASON TOTALS		0	3	0	0.0	0	0	0	0	0.0	0	0

BROWN'S 2010 GAME-BY-GAME STATISTICS

Date	Opponent	GP	GS	RECEIVING					RUSHING					
				Tar	Rec	Yds	Avg	Lg	TD	Yds	Avg	Lg	TD	
9/12	ATLANTA													
9/19	at Tennessee	1	0	0	0	0	0.0	0	0	0	0.0	0	0	0
9/26	at Tampa Bay	1	0	0	0	0	0.0	0	0	0	0.0	0	0	0
10/3	BALTIMORE	1	0	1	1	6	6.0	6	0	0	0.0	0	0	0
10/17	CLEVELAND													
10/24	at Miami													
10/31	at New Orleans													
11/8	at Cincinnati													
11/14	NEW ENGLAND													
11/21	OAKLAND	1	0	1	1	21	21.0	21	0	0	0.0	0	0	0
11/28	at Buffalo													
12/5	at Baltimore	1	0	4	3	26	8.7	11	0	0	0.0	0	0	0
12/12	CINCINNATI	1	0	4	3	27	9.0	12	0	0	0.0	0	0	0
12/19	N.Y. JETS	1	0	3	2	15	7.5	16	0	0	0.0	0	0	0
12/23	CAROLINA	1	0	2	2	20	10.0	13	0	0	0.0	0	0	0
1/2	at Cleveland	1	0	4	4	52	13.0	26	0	0	0.0	0	0	0
SEASON TOTALS		9	0	19	16	167	10.4	26	0	0	0.0	0	0	0

POSTSEASON

1/15	BALTIMORE	1	0	3	3	75	25.0	58	0	0	0.0	0	0	0
1/23	N.Y. JETS	1	0	2	1	14	14.0	14	0	0	0.0	0	0	0
2/6	vs. Green Bay	1	0	3	1	1	1.0	1	0	0	0.0	0	0	0
POSTSEASON TOTALS		3	0	8	5	90	18.0	58	0	0	0.0	0	0	0

Date	Opponent	No	FC	PUNT RETURNS				KICKOFF RETURNS						
				Yds	Avg	Lg	TD	No	Yds	Avg	Lg	TD		
9/12	ATLANTA													
9/19	at Tennessee	1	0	21	21.0	21	0	2	107	53.5	89t	1		
9/26	at Tampa Bay	0	0	0	0.0	0	0	3	67	22.3	25	0		
10/3	BALTIMORE	0	0	0	0.0	0	0	2	45	22.5	25	0		
10/17	CLEVELAND													
10/24	at Miami													
10/31	at New Orleans													
11/8	at Cincinnati													
11/14	NEW ENGLAND													
11/21	OAKLAND	7	0	66	9.4	20	0	0	0	0.0	0	0		

> BROWN'S 2010 GAME-BY-GAME STATISTICS (Continued)

Date	Opponent	PUNT RETURNS						KICKOFF RETURNS				
		No	FC	Yds	Avg	Lg	TD	No	Yds	Avg	Lg	TD
11/28	at Buffalo							INACTIVE				
12/5	at Baltimore	2	1	11	5.5	11	0	0	0	0.0	0	0
12/12	CINCINNATI	2	0	1	0.5	1	0	2	40	20.0	24	0
12/19	N.Y. JETS	1	0	4	4.0	4	0	4	57	14.3	24	0
12/23	CAROLINA	4	0	3	0.8	9	0	2	45	22.5	27	0
1/2	at Cleveland	2	0	4	2.0	7	0	2	36	18.0	27	0
SEASON TOTALS		19	1	110	5.8	21	0	17	397	23.4	89t	1

POSTSEASON

1/15	BALTIMORE	2	0	16	8.0	12	0	4	85	21.3	27	0
1/23	N.Y. JETS	0	0	0	0.0	0	0	3	68	22.7	27	0
2/6	vs. Green Bay	4	0	5	1.3	2	0	4	88	22.0	38	0
POSTSEASON TOTALS		6	0	21	3.5	12	0	11	241	21.9	38	0

> BROWN'S CAREER TOTALS

REGULAR SEASON

Year	Team	RECEIVING						RUSHING					
		GP	GS	Rec	Yds	Avg	Lg	TD	No	Yds	Avg	Lg	TD
2010	Pittsburgh	9	0	16	167	10.4	26	0	0	0	0.0	0	0
2011	Pittsburgh	16	3	69	1,108	16.1	79t	2	7	41	5.9	10	0
2012	Pittsburgh	13	10	66	787	11.9	60t	5	7	24	3.4	13	0
2013	Pittsburgh	16	14	110	1,499	13.6	56	8	7	4	0.6	10	0
2014	Pittsburgh	16	16	129	1,698	13.2	63t	13	4	13	3.3	9	0
NFL Totals		70	43	390	5,259	13.5	79t	28	25	82	3.3	13	0

Year	Team	PUNT RETURNS						KICKOFF RETURNS				
		No	FC	Yds	Avg	Lg	TD	No	Yds	Avg	Lg	TD
2010	Pittsburgh	19	1	110	5.8	21	0	17	397	23.4	89t	1
2011	Pittsburgh	30	26	325	10.8	60t	1	27	737	27.3	52	0
2012	Pittsburgh	27	8	183	6.8	29	0	0	0	0.0	0	0
2013	Pittsburgh	32	23	409	12.8	67t	1	1	16	16.0	16	0
2014	Pittsburgh	30	16	319	10.6	71t	1	1	0	0.0	0	0
NFL totals		138	74	1,346	9.8	71t	3	46	1,150	25.0	89t	1

Career Special Teams Tackles (3): 2 in '10 and 1 in '14.

Additional Statistics: Attempted his first career pass, an incompletion, at Cincinnati on 10/21/12...attempted a pass at Baltimore on 12/2/12 that was intercepted...completed his first career pass, at N.Y. Jets on 10/13/13, a 15-yarder to RB Felix Jones...completed a 17-yard pass to RB Le'Veon Bell on 9/28/14 vs. Tampa Bay...completed a three-yard touchdown pass to WR Lance Moore on 10/20/14 vs. Houston.

REGULAR-SEASON SINGLE-GAME HIGHS:

Receptions: 12, vs. Minnesota (in London), 9/29/13; **Receiving Yards:** 196, vs. Chicago, 9/22/13; **Receiving Avg. (Min. 4 Rec.):** 30.2, vs. Cleveland, 12/8/11; **Receiving Long:** 79t, vs. Cleveland, 12/8/11; **Receiving Touchdowns:** 2, six times, last vs. New Orleans, 1/30/14; **Rushing Attempts:** 2, four times, last at Baltimore, 9/11/14; **Rushing Yards:** 13, at Cincinnati, 10/21/12.

POSTSEASON

Year	Team	RECEIVING						RUSHING					
		GP	GS	Rec	Yds	Avg	Lg	TD	No	Yds	Avg	Lg	TD
2010	Pittsburgh	3	0	5	90	18.0	58	0	0	0	0.0	0	0
2011	Pittsburgh	1	0	5	70	14.0	25	0	1	18	18.0	18	0
2014	Pittsburgh	1	1	9	117	13.0	44	0	0	0	0.0	0	0
NFL Totals		5	1	19	277	14.6	58	0	1	18	18.0	18	0

Year	Team	PUNT RETURNS						KICKOFF RETURNS				
		No	FC	Yds	Avg	Lg	TD	No	Yds	Avg	Lg	TD
2010	Pittsburgh	6	0	21	3.5	12	0	11	241	21.9	38	0
2011	Pittsburgh	0	3	0	0.0	0	0	0	0	0.0	0	0
2014	Pittsburgh	0	0	0	0.0	0	0	1	16	16.0	16	0
NFL Totals		6	3	21	3.5	12	0	12	257	21.4	38	0



> Martavis Bryant WR

HEIGHT: 6-4
WEIGHT: 211
COLLEGE: Clemson
BORN: Dec. 20, 1991

BIRTHPLACE: Calhoun Falls, S.C.
HOW ACQUIRED: D4 - '14 (#118)
NFL EXPERIENCE: 2nd year

PRO [10-3/1-0]: Recipient of the Joe Greene Great Performance Award in 2014, given annually to the team's top rookie...originally drafted by the Steelers in the fourth round (118th overall) of the 2014 NFL Draft.

2014 [10-3/1-0]: Saw action in 10 games with three starts during the regular season...saw action in the lone postseason contest...finished second on the team's receiving touchdowns list as a rookie (8)...his 549 receiving yards are the eighth-most in team history in a single-season for a rookie...inactive due to a shoulder injury Weeks 1-2...inactive Weeks 3-6.

10/20 vs. Houston: Made his NFL debut...caught a 35-yard touchdown on his first reception, becoming the first Steelers rookie since TE Matt Spaeth (9/7/07 vs. Cleveland) to accomplish the feat.

10/26 vs. Indianapolis: Totaled a career-high in receptions (5)...added 83 receiving yards...recorded two receiving touchdowns, setting a then career-high...added a 52-yard reception...became the first Steelers rookie WR to total two receiving touchdowns in a single game since 2009 (Mike Wallace, 12/20/09 vs. Green Bay)...became the first Steelers rookie WR to record a receiving touchdown in back-to-back games since 2010 (Emmanuel Sanders, Weeks 10-11).

11/2 vs. Baltimore: Made his first career start and recorded three receptions for 44 yards...tied his career-high with two receiving touchdowns...became the second rookie in team history to record multiple touchdown reception games (Eric Green, 1990)...recorded his first career rush for three yards.

11/9 at N.Y. Jets: Totaled a career-best 143 receiving yards...had an 80-yard touchdown reception...added a 45-yard reception...became the first Steelers rookie since Mike Wallace (9/27/09 at Cincinnati) to have a 100-yard receiving game...was the first Steelers' rookie to have a touchdown reception in four straight games since Heath Miller in 2005...was the seventh Steelers rookie in team history to reach six receiving touchdowns in their first season and first since Wallace in

2009...set an NFL record for the most receiving touchdowns in a player's first four games of a career with six.

12/7 at Cincinnati: Recorded 109 receiving yards, his second career 100-yard game...caught a career-long 94-yard touchdown, the second-longest pass play in team history...became the fourth rookie in franchise history to record seven receiving scores in his first season...was one of five rookies to record 100 yards in multiple games in his first season...became the fourth player in NFL history to record seven receiving touchdowns in a player's first seven career games.

12/21 vs. Kansas City: Recorded a 44-yard reception, his fifth 40+ yard reception on the season.

12/28 vs. Cincinnati: Scored on a 21-yard touchdown reception, his eighth of the season.

AFC Wild Card Game 1/3 vs. Baltimore: Totaled five receptions for 61 yards with one touchdown, a six-yarder...the five receptions tied a Steelers rookie post-season record for a single game...became the sixth rookie in team history to record a touchdown reception in a postseason game and the first since Miller (AFC Divisional Game 1/15/06 at Indianapolis).

COLLEGE Appeared in a total of 37 contests, starting 13 games at Clemson...caught 61 passes for 1,354 yards with 13 touchdowns, adding 338 yards on 17 kickoff returns and 17 yards on a reverse...his receiving average of 22.20 yards topped the previous NCAA Football Bowl Subdivision and ACC record of 21.96 yards by Herman Moore of Virginia (114 for 2,504 yards; 1988-90)...also set the school career record for yards gained per reception, joining tight end Joe Blalock (20.34 ypc; 38-for-773; 1939-41) and flanker Gary Cooper (20.145 ypc; 79-for-1,592; 1985-89) as the only Tigers to average at least 20 yards per catch...his 13 scoring grabs are tied for 10th on the school career-record list...teamed with Sammy Watkins in 2013 to combine for 143 receptions for 2,292 yards (16.03 ypc) and 19 touchdowns...the only ACC tandem to register more receiving yards in the same season were North Carolina State's Torry Holt

(1,604) and Chris Coleman (876), who totaled 2,480 yards in 1998...majored in community recreation, sport, & camp management. **2013:** Earned All-American Super Sleeper Team honors (most underrated player at each position) by The NFL Draft Report, as that scouting information service also named him All-ACC second-team, as the flanker also received honorable mention from the league's media and coaches...started 11 of the 13 games that he appeared in, finishing second on the team with a career-high 42 receptions for 828 yards (19.71 ypc) and seven touchdowns, adding 36 yards on a pair of kickoff returns...also recovered an onside kick to seal the victory vs. Georgia...hauled in five receptions for a game-high 176 yards and a touchdown vs. Georgia Tech, earning ACC Receiver-of-the-Week honors. **2012:** Appeared in 10 games as a reserve flanker...finished with 305 receiving yards, as his average of 30.5 yards was the highest in the nation for any receiver with at least 10 catches...converted four of his 10 grabs into touchdowns, as eight of his catches went for distances of 20 yards or longer...added 257 yards on 13 kickoff returns (19.77 avg.) and gained 17 yards on a reverse. **2011:** Earned his first varsity letter, appearing in 14 games while earning a pair of starting assignments...caught nine passes for 221 yards, an average of 24.56 yards per catch, as he converted two tosses into touchdowns...also gained 45 yards on two kickoff returns.

PERSONAL Prepped at Hargrave Military Academy (Chatham, Va.), playing football for head coach Troy Davis...was the top receiver for an offense that was quarterbacked by Doug Williams, Jr., the son of the former Super Bowl Champion...had five catches for 174 yards and two touchdowns in his first game, including touchdown catches from Williams that were 60 and 74 yards...attended T.L. Hanna High School (Calhoun Falls, S.C.), playing football for head coach Kenya Fouch...rated the third-best player in the nation by 247Sports.com during his senior season...member of the MaxPreps.com Top 100 List...rated 43rd by ESPN on their national recruit chart and *Rivals.com* regarded him as the nation's 10th-best wide receiver...*Scout.com* ranked him ninth among the state of South Carolina's high school prospects...rated ninth in the state by the *Charlotte Observer*...had 70 receptions for 722 yards and 11 touchdowns during his final campaign...played in the Shrine Bowl and U.S. Army All-American game after receiving first-team all-state honors from The State and the High School Sports Report as a senior in 2009...recorded 44 receptions for 776 yards and six touchdowns, adding 13 kickoff returns for 348 yards and a touchdown during his junior season...moved into the starting lineup during his sophomore season, producing 47 catches for 803 yards, eight kickoff returns for 208 yards, and eight punt returns for 107 yards...son of Roberta Bryant...has two daughters, Brooke and London...Full name: Martavis Alexander Bryant.

BRYANT'S 2014 GAME-BY-GAME STATISTICS

Date	Opponent	GP	GS	RECEIVING			Lg	TD	RUSHING			Lg	TD
				Rec	Yds	Avg			No	Yds	Avg		
9/7	CLEVELAND												
9/11	at Baltimore												
9/21	at Carolina												
9/28	TAMPA BAY												
10/5	at Jacksonville												
10/12	at Cleveland												
10/20	HOUSTON	1	0	2	40	20.0	35t	1	0	0	0.0	0	0
10/26	INDIANAPOLIS	1	0	5	83	16.6	52	2	0	0	0.0	0	0
11/2	BALTIMORE	1	1	3	44	14.7	19t	2	1	3	3.0	3	0
11/9	at N.Y. Jets	1	1	4	143	35.8	80t	1	0	0	0.0	0	0
11/17	at Tennessee	1	0	2	11	5.5	8	0	0	0	0.0	0	0
11/30	NEW ORLEANS	1	0	1	23	23.0	23	0	0	0	0.0	0	0
12/7	at Cincinnati	1	0	4	109	27.3	94t	1	0	0	0.0	0	0
12/14	at Atlanta	1	0	3	31	10.3	14	0	0	0	0.0	0	0
12/21	KANSAS CITY	1	0	1	44	44.0	44	0	2	9	4.5	9	0
12/28	CINCINNATI	1	1	1	21	21.0	21t	1	0	0	0.0	0	0
SEASON TOTALS		10	3	26	549	21.1	94t	8	3	12	4.0	9	0
POSTSEASON													
1/3	BALTIMORE	1	0	5	61	12.2	22	1	1	6	6.0	6	0
POSTSEASON TOTALS		1	0	5	61	12.2	22	1	1	6	6.0	6	0



> Matt Conrath DE

HEIGHT: 6-7
WEIGHT: 306
COLLEGE: Virginia
BORN: Aug. 11, 1989

BIRTHPLACE: Chicago, Ill.
HOW ACQUIRED: FA - '15
NFL EXPERIENCE: 3rd year

PRO (9-0/0-0): Signed a Reserve/Future contract with the Steelers on January 9, 2015... signed to the St. Louis Rams' practice squad on September 17, 2014...released by the Rams on September 15, 2014...signed to the Rams' active roster on September 11, 2014...signed to the Rams' practice squad on September 1, 2014...released by the Rams on August 30, 2014...originally signed with the Rams as an undrafted rookie free agent on May 8, 2012.

2014 (0-0/0-0): Spent time on the Rams' practice squad and active roster, but did not see any game action.

2013 (8-0/0-0) **Stl**: Played in eight games and finished with seven tackles (five solo) and one sack.

12/15 vs. New Orleans: Registered his first career sack and added two solo tackles.

2012 (1-0/0-0) **Stl**: Saw action in one game.

11/11 at San Francisco: Made his NFL debut.

COLLEGE Played in 47 games over his four year (2008-11) career at Virginia and finished with 182 tackles (99 solo), 29.5 TFLs, 10.5 sacks, 10 passes defended and four forced fumbles...majored in kinesiology. **2011**: Saw action in all 13 games and registered 66 tackles (30 solo), 12 TFLs, three sacks, three passes defended and two forced fumbles...recorded his first sack of the season and added seven

tackles (five solo) in the season opener at Indiana... had a career-high 10 tackles (four solo) and 1.5 TFLs vs. North Carolina State. **2010**: Appeared in all 12 games and finished with 36 tackles (21 solo), 5.5 TFLs, 2.5 sacks, one pass defended and one forced fumble... tallied 1.5 sacks, 1.5 TFLs, four tackles (two solo) and one forced fumble at Southern California...recorded a season-high six tackles (five solo) at Georgia Tech. **2009**: Played in 10 games and registered 45 tackles (25 solo), five TFLs, two sacks and three passes defended...made a season-high eight tackles (four solo) vs. Texas Christian and recorded his first sack of the season...had five solo tackles and one sack in the season finale vs. Virginia Tech. **2008**: Saw action in all 12 games and finished with 35 tackles (23 solo), seven TFLs, three sacks, three passes defended and one forced fumble...recorded seven tackles (five solo), 2.5 TFLs, 1.5 sacks and one pass defended vs. Richmond...tied his season-high with seven tackles (six solo) at Wake Forest.

PERSONAL Played at St. Rita High School (Chicago, Ill.)...registered 145 tackles and 16.0 sacks as a senior and helped lead his team to the state championship...named Chicago Catholic League Blue Defensive MVP...earned all-state honors by the coaches association and the *Chicago Tribune*... was first-team All-Catholic League...earned all-state, all-conference and all-area honors as a junior...played both ways as a freshman and a sophomore...also lettered in baseball...son of Maura and Dave Conrath... Full name: Matt Francis Conrath.

> CONRATH'S 2013 GAME-BY-GAME STATISTICS

Date	Opponent	GP	GS	T	AT	TOT	Sacks	Yds	Int/Yds	PD	FF	FR
9/8	ARIZONA	1	0	2	0	2	0.0	0.0	0/0	0	0	0
9/15	at Atlanta	1	0	1	0	1	0.0	0.0	0/0	0	0	0
9/22	at Dallas	1	0	0	0	0	0.0	0.0	0/0	0	0	0
9/26	SAN FRANCISCO	1	0	0	0	0	0.0	0.0	0/0	0	0	0
10/6	JACKSONVILLE						INACTIVE					
10/13	at Houston						INACTIVE					
10/20	at Carolina						INACTIVE					
10/28	SEATTLE						INACTIVE					
11/3	TENNESSEE						INACTIVE					
11/10	at Indianapolis	1	0	0	1	1	0.0	0.0	0/0	0	0	0
12/1	at San Francisco	1	0	0	1	1	0.0	0.0	0/0	0	0	0
12/8	at Arizona	1	0	0	0	0	0.0	0.0	0/0	0	0	0

> CONRATH'S 2013 GAME-BY-GAME STATISTICS (Continued)

Date	Opponent	GP	GS	T	AT	TOT	Sacks	Yds	Int/Yds	PD	FF	FR
12/15	NEW ORLEANS	1	0	2	0	2	1.0	0.0	0/0	0	0	0
12/22	TAMPA BAY						INACTIVE					
12/29	at Seattle						INACTIVE					
SEASON TOTALS		8	0	5	2	7	1.0	0.0	0/0	0	0	0

> CONRATH'S 2012 GAME-BY-GAME STATISTICS

Date	Opponent	GP	GS	T	AT	TOT	Sacks	Yds	Int/Yds	PD	FF	FR
9/9	at Detroit						INACTIVE					
9/16	WASHINGTON						INACTIVE					
9/23	at Chicago						INACTIVE					
9/30	SEATTLE						INACTIVE					
10/4	ARIZONA						INACTIVE					
10/14	at Miami						INACTIVE					
10/21	GREEN BAY						INACTIVE					
10/28	NEW ENGLAND						INACTIVE					
11/11	at San Francisco	0	0	0	0	0	0.0	0.0	0/0	0	0	0
11/18	New York Jets						INACTIVE					
11/25	at Arizona						INACTIVE					
12/2	SAN FRANCISCO						INACTIVE					
12/9	at Buffalo						INACTIVE					
12/16	MINNESOTA						INACTIVE					
12/23	at Tampa Bay						INACTIVE					
12/30	at Seattle						INACTIVE					
SEASON TOTALS		0	0	0	0	0	0.0	0.0	0/0	0	0	0

> CONRATH'S CAREER TOTALS

Year	Team	GP	GS	T	AT	TOT	Sacks	Yds	Int/Yds	PD	FF	FR
2012	St. Louis	0	0	0	0	0	0.0	0.0	0/0	0	0	0
2013	St. Louis	8	0	5	2	7	1.0	0.0	0/0	0	0	0
2014	St. Louis	0	0	0	0	0	0.0	0.0	0/0	0	0	0
NFL Totals		8	0	5	2	7	1.0	0.0	0/0	0	0	0



> Jordan Dangerfield

HEIGHT: 5-11

WEIGHT: 200

COLLEGE: Towson

BORN: Dec. 25, 1990

BIRTHPLACE: Elmont, N.Y.

HOW ACQUIRED: FA - '15

NFL EXPERIENCE: 1st year

PRO [0-0/0-0]: Signed a Reserve/Future contract with the Steelers on January 8, 2015...released from the Steelers' practice squad on December 9, 2014...signed to the Steelers' practice squad on November 5, 2014...released by the Steelers on August 26, 2014...signed a Reserve/Future contract with the Steelers on January 10, 2014...released by the Buffalo Bills on August 30, 2013...originally signed with the Bills as an undrafted rookie free agent on April 29, 2013.

2014 [0-0/0-0]: Spent time on the Steelers' practice squad in November and early December.

2013 [0-0]: Not on an NFL roster.

COLLEGE Played in 39 games with 31 starts for Towson (2010-12) and Hofstra (2009)...member of Towson's 2012 CAA co-championship team...named Towson's Defensive Player of the

JORDAN DANGERFIELD

Year and a team captain in 2011 and 2012...named Towson's Male Athlete of the Year in 2011...graduated with a degree in sport management with a minor in business. **2012 (Towson):** Started 10 games...finished fourth on the team with 69 tackles...added six pass breakups, one forced fumble and one fumble recovery. **2011 (Towson):** Earned first-team All-CAA and All-ECAC...started all 10 games...led the team with 93 tackles...recorded two interceptions, two forced fumbles and two fumble recoveries. **2010 (Towson):** Saw action in 11 games, making 10 starts...led the team with 96 tackles and led all CAA defensive backs with 8.7 tackles per game...added five pass breakups. **2009 (Hof-**

stra): Saw action in eight games with one start...totaled 23 tackles...led the team with two interceptions.

PERSONAL Attended Royal Palm Beach High School (Royal Palm Beach, Fla.)... was part of a district championship team three times... earned second-team All-Florida honors, named All-County and first-team All-Area accolades as a senior... totaled 40 tackles, broke up seven passes and had four interceptions during his senior season...selected to play in the 2008 Outback Steakhouse Senior Bowl...also competed in track and field...son of David and Erica Dangerfield...Full name: Jordan Isaac-Aldon Dangerfield.



> Alden Darby

HEIGHT: 5-10
WEIGHT: 192
COLLEGE: Arizona State
BORN: June 22, 1992

BIRTHPLACE: Long Beach, Cal.
HOW ACQUIRED: FA - '15
NFL EXPERIENCE: 1st year

PRO [0-0/0-0]: Signed a Reserve/Future contract with the Steelers on January 9, 2015... released by the San Diego Chargers on August 30, 2014...originally signed by the Chargers as an undrafted rookie free agent on May 10, 2014.

COLLEGE Played in 50 games with 28 starts over his four year (2010-13) career at Arizona State...registered 217 tackles (155 solo), 8.5 TFLs, 26 passes defended, 10 interceptions, three forced fumbles and four fumble recoveries...majored in interdisciplinary studies. **2013:** Named a team captain and participated in the East-West Shrine Game, where he recorded two interceptions...earned first-team All-Pac-12 honors...named second-team All-Pac-12 by Phil Steele and Athlon Sports...started all 14 games and finished with 72 tackles (54 solo), two TFLs, four interceptions, one interception return for a touchdown, two forced fumbles, two fumble recoveries and a team-high 13 passes defended...recorded two interceptions vs. Southern California, returning one for a touchdown, and forced and recovered a fumble en route to being named Pac-12 Defensive Player of the Week, Lott IMPACT National Player of the Week and CBS Sports.com Defensive Player of the Week. **2012:** Earned All-

Pac-12 second team honors after starting all 13 games...ranked fifth on the team with 80 tackles (53 solo) and added 5.5 TFLs, seven passes defended, one forced fumble, one fumble recovery, three interceptions and one interception return for a touchdown...registered a career-high 12 tackles at Missouri and vs. Oregon...recorded one interception vs. Southern California and returned it 70 yards for his first career touchdown...finished with eight tackles (four solo) in the team's Kraft Bowl victory over Navy. **2011:** Played in 12 games with two starts...tallied 51 tackles (40 solo), one TFL, six passes defended, one fumble recovery and three interceptions...had five solo tackles and recorded the first two interceptions of his career vs. Oregon State...made six tackles (five solo) and one interception at Utah...earned his first career start vs. Arizona and finished with two solo tackles and one pass defended...started his second career game in the Las Vegas Bowl vs. Boise State and registered a then career-high 10 tackles (seven solo) and added one pass defended. **2010:** Saw action in 11 games and finished his true freshman season with 14 tackles (eight solo)...had three tackles (two solo) in his first collegiate action vs. Portland State...registered three tackles (one solo) vs. UCLA.

PERSONAL

Played at Millikan Senior High School (Long Beach, Calif.)...finished his three year career with 86 tackles, 143 rushing attempts for 862 yards and 12 touchdowns and 94 receptions for 1,074 yards and nine touchdowns...as a senior tallied 38 tackles (30 solo), 15 passes defended, four interceptions, one forced fumble and one fumble recovery...also completed 54-of-119 passes for 593 yards and seven touchdowns, carried the ball 124 times for 702 yards and 11 touchdowns, and caught 14

passes for 149 yards...led Millikan in passing and rushing and ranked third in receiving...as a junior caught 73 passes for 865 yards and nine touchdowns, rushed for 160 yards and a touchdown and had 40 tackles, six passes defended and two blocked field goals...named first-team All-Moore league and holds the school record for most yards and receptions in a single season...son of Nellie McKinley and Alden Darby, Sr...Full name: Alden Clark Darby, Jr.



David DeCastro 6

HEIGHT: 6-5
WEIGHT: 316
COLLEGE: Stanford
BORN: Jan. 11, 1990

BIRTHPLACE: Bellevue, Wash.
HOW ACQUIRED: D1 - '12 (#24)
NFL EXPERIENCE: 4th year

PRO

[35-34/1-1]: Activated from the Reserve/Injured; Designated for Return List on November 26, 2012...placed on the Reserve/Injured; Designated for Return List on September 7, 2012 with a knee injury...originally drafted by the Steelers in the first round (24th overall) of the 2012 NFL Draft.

10/26 vs. Indianapolis: Was part of an offensive line that allowed zero sacks in 49 pass attempts and allowed QB Ben Roethlisberger to throw for single-game team records in completions (40) passing yards (522) and passing touchdowns (6).

2014

[16-16/1-1]: Started at RG in all 16 regular-season games for the first time in his career...made his postseason debut starting at RG in the AFC Wild Card Game vs. Baltimore...was part of an offensive line that helped block for the offense to set numerous single-season team records, including total points (436), total yards (6,577) and total first downs (379)...also helped block for an offense that led the NFL in time of possession (32:24), yards per first down play (6.42) and tied for the league lead in yards per play (6.2).

11/2 vs. Baltimore: Was part of an offensive line that helped block for Roethlisberger to throw six touchdowns and to total an NFL record 12 touchdown passes in back-to-back games.

11/17 at Tennessee: Was part of an offensive line that helped pave the way for Bell to record the fourth-highest single game rushing total in team history (204 yards).

12/7 at Cincinnati: Was part of an offensive line that allowed zero sacks in 39 pass attempts.

12/28 vs. Cincinnati: Was part of an offensive line that allowed zero sacks in 38 pass attempts.

9/7 vs. Cleveland: Started at RG for the second straight season opener...was part of an offensive line that helped block for the Steelers' offense to record 503 total net yards.

2013 [15-15]: Started 15 games at RG...inactive due to a right ankle injury 11/3 at New England.

9/21 at Carolina: Was part of an offensive line that helped block for Steelers' rushers to total 264 yards on the ground, the third-highest total in a single game since 2000, and for RB Le'Veon Bell and RB LeGarrette Blount to each record 100-yard games.

9/22 vs. Chicago: Helped block for QB Ben Roethlisberger to throw for 406 yards.

9/29 at Minnesota (London): Helped block for a Steelers' offense that controlled the football for 36:27.

DAVID DECASTRO

10/27 at Oakland: Left the game in the fourth quarter with a right ankle injury and did not return.

11/17 vs. Detroit: Was part of an offensive line that allowed just one sack in 45 pass attempts.

11/24 at Cleveland: Was part of an offensive line that helped control the football for 33:39.

11/28 at Baltimore: Was part of an offensive line that didn't allow a single sack.

12/22 at Green Bay: Was part of an offensive line that helped block for RB Le'Veon Bell to record his first 100-yard game.

12/29 vs. Cleveland: Was part of an offensive line that allowed only one sack.

2012 (4-3): Appeared in four games at RG and started three of them...activated from the Reserve/Injured; Designated for Return List on November 26, 2012...placed on the Reserve/Injured; Designated for Return List on September 7, 2012 due to a knee injury suffered during the preseason.

12/2 at Baltimore: Dressed but did not play.

12/9 vs. San Diego: Saw action on special teams in his first career game.

12/16 at Dallas: Started at RG for the first time in his career...helped block for a Steelers' offense to gain 388 net yards.

12/23 vs. Cincinnati: Started at RG for the second consecutive contest.

12/30 vs. Cleveland: Made his third straight start at RG but left the game in the second quarter with a stinger and did not return.

COLLEGE Started all 39 games at right guard for Stanford...finished his career with 316 knockdowns, 68 touchdown-resulting blocks and a blocking consistency grade of 91.63%...grade of 96.88% in 2011 was the highest mark by any offensive lineman (since consistency grades were kept in 1985) in Pac-12 Conference history...named a first-team All-American selection by The NFL Draft Report, Walter Camp, Associated Press, *Sporting News*, American Football Coaches Association and Football Writers Association, and was an All-Pac 12 first-team selection in 2011...named a second-team All-American by The NFL Draft Report in 2010 and earned All-Pac 10 Conference honors...earned

All-Pac 10 Conference honorable mention honors in 2009...majored in management, science and engineering. **2011:** Was a first-team All-American selection by The NFL Draft Report, Walter Camp, Associated Press, *Sporting News*, American Football Coaches Association and Football Writers Association...named National Blocker of the Year by The NFL Draft Report, setting the conference season-record with a 96.88% grade for blocking consistency...the All-Pac 12 Conference first-team choice and Outland Trophy finalist registered career-bests with 31 touchdown-resulting blocks (second-highest in the major college ranks) while recording 138 knockdowns...behind his stellar blocking, the front wall allowed just 11 quarterback sacks, but none were charged to him...held his blocking assignments to a nation-low total of 14 tackles (six solo), no sacks, no pressures and no stops behind the line of scrimmage...had at least 10 knockdowns in nine games and received a perfect grade for blocking consistency (100%) twice (vs. Colorado and Washington). **2010:** Was a second-team All-American selection by The NFL Draft Report, as he set a then school season-record with a blocking consistency grade of 90.15% while starting all 13 games at right guard...received All-Pac 10 Conference accolades...was part of an offensive line that ranked second in the nation in fewest sacks allowed (six)...recorded 99 knockdowns and 20 touchdown-resulting blocks...one of five players to earn the Frank Rehm Award for outstanding play in the Big Game vs. California. **2009:** Took over right guard duties, starting every game and was named an All-Pac 10 Conference honorable mention...graded 87.72% for blocking consistency, producing 17 touchdown-resulting blocks...added 79 knockdowns as the team averaged 427.62 yards per game in total offense and ranked 11th in the major college ranks in scoring (35.46 ppg). **2008:** Did not see action, retaining freshman eligibility.

PERSONAL Attended Bellevue High School (Bellevue, Wash.)...was an all-state performer on the offensive line, and ranked third in the nation among centers, according to *Scout.com*...ESPN rated the lineman as the nation's seventh-best center, while *Rivals.com* had him ranked 11th...Super Prep rated him the third-best overall prospect in the state of Washington, with *Scout.com* and *Rivals.com* placing him sixth overall in the state...the Super Prep All-American added all-state honors and was the recipient of the King County Lineman of the Year Award as a senior...helped lead his team to the state title his junior season...went on to play in the Offense-Defense All-Amer-

ican Game following his senior season...also competed in track, throwing shot put, an event where he captured the 2008 Washington State 3A champion with a throw of 59-3...also won the district (58-4) and the King County 3A League (58-1 ½) titles, as well...graduated with a 4.06 grade point average...participated in an annual NFL-USO trip in 2015...son of Jennifer and Colin DeCastro...both parents are from South Africa...father's side of the family were competitive rugby players...Full name: David Michael DeCastro.



> DECASTRO'S CAREER TOTALS

Year	Team	GP	GS
2012	Pittsburgh	4	3
2013	Pittsburgh	15	15
2014	Pittsburgh	16	16
NFL TOTALS		35	34

> DECASTRO'S CAREER POSTSEASON TOTALS

Year	Team	GP	GS
2014	Pittsburgh	1	1
NFL TOTALS		1	1

> Michael Egnew *TE*

HEIGHT: 6-5	BIRTHPLACE: Plainview, Texas
WEIGHT: 260	HOW ACQUIRED: FA - '15
COLLEGE: Missouri	NFL EXPERIENCE: 3rd year
BORN: Nov. 1, 1989	

PRO (18-5/0-0): Signed a Reserve/Future contract with the Steelers on January 9, 2015...released from the Jacksonville Jaguars' practice squad on September 24, 2014...signed to the Jaguars' practice squad on September 9, 2014...released by the Detroit Lions on August 30, 2014...acquired by the Lions off waivers (from Miami) on August 26, 2014...released by the Dolphins on August 22, 2014...originally drafted by the Dolphins in the third round (78th overall) of the 2012 NFL Draft.

2014 (0-0/0-0): Spent time on the Jaguars' practice squad.

2013 (16-5) **Mia:** Played in all 16 games with five starts and finished with seven receptions for 69 yards.

9/8 at Cleveland: Registered his first career start.

9/22 vs. Atlanta: Recorded his first career reception on an eight-yard pass.

12/15 vs. New England: Had the most productive game of his career as he set career-highs with two receptions for 25 yards.

2012 (2-0) **Mia:** Saw action in two games as a rookie.

12/23 vs. Buffalo: Made his NFL debut.

COLLEGE Played in 51 games and started the final 26 contests of his collegiate career at Missouri...recorded 147 receptions for 1,332 yards and eight touchdowns...majored in hotel and restaurant management. **2011:** Was first-team All-Big 12 Conference choice and named a team captain...started all 13 games and finished second on the team with 50 receptions for 523 yards and three touchdowns...caught eight passes for 73 yards and had one carry for seven yards at Kansas State...had a season-high 105 receiving yards on six receptions against Iowa State...registered a season-high 12 receptions (tied for seventh overall and tied for second among tight ends on the school game-record list) for 69 yards at Baylor...finished with three catches for 39 yards against North Carolina in the Independence Bowl. **2010:** Was a consensus All-American first-team selection as he started all 13 games and led all the nation's tight ends with 90 receptions for 762 yards and five touchdowns...his 6.92 receptions per game ranked third in the Big 12 and 10th in the nation...his 90 receptions ranked third in school history and tied for the most by a tight end in school history...registered 10 receptions for 60 yards and his first career touchdown in his first career start vs. Illinois...set new school record for a tight end after hauling in 13 passes for 145 yards vs. San Diego State...had two touchdowns and 52 yards receiving on six receptions vs. Colorado...tallied seven receptions for 64 yards and a touchdown vs. Iowa in the Insight Bowl. **2009:** Played in all 13 games and

MICHAEL EGNEW

finished with three receptions for 25 yards...had one reception for six yards in the season opener vs. Illinois...hauled in one reception for eight yards vs. Furman...caught one pass for 11 yards vs. Iowa State. **2008:** Saw action in 13 games and registered four catches for 22 yards...recorded the first reception of his career vs. Southeast Missouri State and finished with two receptions for 11 yards...caught two passes for 11 yards at Iowa State.

PERSONAL

Attended Plainview High School (Plainview, Texas), playing for head coach Marty McClintok...was a two-time Class 4A/Region I District IV selection as a wide receiver and received All-Midwest Region honors from Prep Star as a senior...named a team captain his year and finished with 34 receptions for 587 yards and five touchdowns and rushed 10 times for 53 yards...recorded eight receptions for 266 yards as a junior...also lettered in basketball and track...placed second in the state in the long jump...son Ersal and Richard Egnew...Full name: Michael Douglas Egnew.

EGNEW'S 2013 GAME-BY-GAME STATISTICS

Date	Opponent	GP	GS	Rec	Yds	Avg	Lg	TD
9/8	at Cleveland	1	1	0	0	0.0	0	0
9/15	at Indianapolis	1	0	0	0	0.0	0	0
9/22	ATLANTA	1	0	1	8	8.0	8	0
9/30	at New Orleans	1	0	0	0	0.0	0	0
10/6	BALTIMORE	1	0	0	0	0.0	0	0
10/20	BUFFALO	1	1	0	0	0.0	0	0
10/27	at New England	1	0	1	11	11.0	11	0
10/31	CINCINNATI	1	1	1	13	13.0	13	0

EGNEW'S 2013 GAME-BY-GAME STATISTICS (Continued)

Date	Opponent	GP	GS	Rec	Yds	Avg	Lg	TD
11/11	at Tampa Bay	1	0	1	7	7.0	7	0
11/17	SAN DIEGO	1	1	0	0	0.0	0	0
11/24	CAROLINA	1	0	1	5	5.0	5	0
12/1	at New York Jets	1	0	0	0	0.0	0	0
12/8	at Pittsburgh	1	0	0	0	0.0	0	0
12/15	NEW ENGLAND	1	0	2	25	12.5	14	0
12/22	at Buffalo	1	0	0	0	0.0	0	0
12/29	NEW YORK JETS	1	1	0	0	0.0	0	0
SEASON TOTALS		16	5	7	69	9.9	14	0

EGNEW'S 2012 GAME-BY-GAME STATISTICS

Date	Opponent	GP	GS	Rec	Yds	Avg	Lg	TD
9/9	at Houston							
9/16	OAKLAND							
9/23	NEW YORK JETS							
9/30	at Arizona							
10/7	at Cincinnati							
10/14	ST. LOUIS							
10/28	at New York Jets							
11/4	at Indianapolis							
11/11	TENNESSEE							
11/15	at Buffalo							
11/25	SEATTLE							
12/2	NEW ENGLAND							
12/9	at San Francisco							
12/16	JACKSONVILLE							
12/23	BUFFALO	1	0	0	0	0.0	0	0
12/30	at New England	1	0	0	0	0.0	0	0
SEASON TOTALS		2	0	0	0	0.0	0	0

EGNEW'S CAREER TOTALS

Year	Team	GP	GS	Rec	Yds	Avg	Lg	TD
2012	Miami	2	0	0	0	0.0	0	0
2013	Miami	16	5	7	69	9.9	14	0
2014	NOT ON NFL ROSTER							
NFL Totals		18	5	7	69	9.9	14	0



Kevin Fogg CB

HEIGHT: 5-10 BIRTHPLACE: Raleigh, N.C.
 WEIGHT: 185 HOW ACQUIRED: FA - 14
 COLLEGE: Liberty NFL EXPERIENCE: 1st year
 BORN: Oct. 6, 1990

PRO (0-0/0-0): Signed a Reserve/Future contract with the Steelers on January 5, 2015...added to the Steelers' practice squad on December 10, 2014...released by the Miami Dolphins on August 30, 2014...originally signed with the Dolphins as an undrafted rookie free agent on June 19, 2014.

COLLEGE Saw action in 48 games with 16 starts at Liberty...majored in information systems. **2013:** Named first-team All-Big South...started all 12 games as a redshirt senior...recorded 44 tackles, 2.5 TFLs and 11 pass breakups...recorded four interceptions, one of which was returned for a touchdown. **2012:** Started the first four games before suf-

MEDIA INFORMATION

FOOTBALL STAFF

2015 PLAYERS

2014 IN REVIEW

STEELERS HISTORY

RECORDS

fering a foot injury and missing the remainder of the season...returned nine punts for 94 yards, one of which was returned for a 77-yard touchdown...received a medical redshirt. **2011:** Named a first-team All-American kick returner by Sports Network, College Sporting News and the Walter Camp Foundation...named first-team All-Big South as a kick returner and second-team as a defensive back...named to Phil Steele's postseason All-America second team...played in 11 games... returned 23 kickoffs for a school record 771 yards (33.5 avg)...also set a school record with three kickoffs returned for touchdowns (88, 82 and 90 yards)...his 33.5 yards per kickoff return led the nation...tied for the team-lead with three interceptions. **2010:** Played

in 10 games...ranked second on the team with two interceptions...totaled 3.5 TFLs and two sacks. **2009:** Played in all 11 games as a true freshman.

PERSONAL Attended Apex High School (Apex, N.C.)...was a three-time all-conference selection...named team's Offensive Player of the Year as a sophomore, junior and senior...career numbers included 4,095 total offensive yards (2,897 rushing and 1,198 receiving)...selected to play in the 2008 North Carolina/South Carolina Shrine Bowl, the oldest high school all-star game in the country...son of Virgil Jones and Marsha Fogg...Full name: Kevin Bryant Fogg.



> Ramon Foster

HEIGHT: 6-6
WEIGHT: 325
COLLEGE: Tennessee
BORN: Jan. 7, 1986

BIRTHPLACE: Henning, Tenn.
HOW ACQUIRED: FA - '09
NFL EXPERIENCE: 7th year

PRO [86-71/5-5]: Re-signed to a three-year contract on March 11, 2013...signed his one-year restricted free agent tender on April 7, 2012...originally signed with the Steelers as an undrafted rookie free agent on April 27, 2009.

2014 [14-14/1-1]: Started all 14 regular season games played at LG...started at LG for the lone postseason matchup...inactive due to an ankle injury Weeks 3-4...was part of an offensive line that helped block for the offense to set numerous single-season team records, including total points (436), total yards (6,577) and total first downs (379)...also helped block for an offense that led the NFL in time of possession (32:24), yards per first down play (6.42) and tied for the league lead in yards per play (6.2).

9/7 vs. Cleveland: Started on the offensive line (LG) for the third straight season opener...was part of an offensive line that helped block for QB Ben Roethlisberger to throw for 365 yards.

10/5 at Jacksonville: Returned to the starting lineup after missing two weeks due to an ankle injury...marked his 75th career game played and 60th game started.

10/26 vs. Indianapolis: Was part of an offensive line that allowed zero sacks in 49 pass attempts and allowed Roethlisberger to throw for single-game team records in completions (40) passing yards (522) and passing touchdowns (6).

11/2 vs. Baltimore: Was part of an offensive line that helped block for Roethlisberger to throw six touchdowns and to total an NFL record 12 touchdown passes in back-to-back games.

11/17 at Tennessee: Was part of an offensive line that helped pave the way for RB Le'Veon Bell to record the fourth-highest single game rushing total in team history (204 yards).

12/7 at Cincinnati: Was part of an offensive line that allowed zero sacks in 39 pass attempts.

12/28 vs. Cincinnati: Was part of an offensive line that allowed zero sacks in 38 pass attempts.

2013 [15-15]: Started 15 games at LG...inactive due to an ankle injury 11/17 vs. Detroit.

9/22 vs. Chicago: Helped block for a Steelers' offense that gained 459 total net yards.

RAMON FOSTER

9/29 vs. Minnesota (London): Left the game in the second quarter with a chest injury and did not return.

10/13 at N.Y. Jets: Was part of an offensive line that protected QB Ben Roethlisberger to help him record his highest passer rating of the season (113.8).

10/20 vs. Baltimore: Helped block for a Steelers' rushing attack to gain 141 yards.

10/27 at Oakland: Left the game in the second quarter with a concussion and did not return.

11/10 vs. Buffalo: Left the game with a right ankle injury in the third quarter and did not return.

11/24 at Cleveland: Was part of an offensive line that didn't allow a sack.

11/28 at Baltimore: Was part of an offensive line that blocked for touchdown drives on three of the last four possessions.

12/22 at Green Bay: Was part of an offensive line that helped block for Steelers' rushers to gain a season-high 151 yards.

12/29 vs. Cleveland: Was part of an offensive line that allowed less than one sack for the third straight game.

2012 [16-16]: One of only two players to start all 16 games on the offensive line...marked the first time he started all 16 games in his career...started the first 13 games of the season at RG and the last three at LG...also saw action at RT due to injuries.

9/9 at Denver: Left the game in the second quarter with an eye injury and did not return.

9/16 vs. N.Y. Jets: Helped block for a Pittsburgh offense that controlled the ball for 36:36.

9/23 at Oakland: Helped block for QB Ben Roethlisberger to throw for a season-high 384 yards and four touchdowns...was part of an offensive line that only allowed one sack in 49 passing attempts.

10/7 vs. Philadelphia: Blocked for a Steelers' offense that controlled the football for 33:31.

10/11 at Tennessee: Helped block for a Steelers' offense that scored touchdowns on drives of 80 and 82 yards.

10/28 vs. Washington: Part of an offensive line that did not allow a quarterback sack.

11/4 at N.Y. Giants: Blocked for a Steelers' offense that gained 330+ net yards for the seventh-consecutive game...Steelers' rushing attack gained 158 yards on the ground.

11/12 vs. Kansas City: Played in his 50th career game, starting at RG.

11/18 vs. Baltimore: Helped block for a Steelers' offense that outgained the Ravens 311-to-200.

11/25 at Cleveland: Part of an offensive line that allowed only one sack in 34 pass attempts.

12/2 at Baltimore: Helped block for a Steelers' offense that controlled the football for 34:21.

12/16 at Dallas: Started at LG...helped block for a Steelers' offense that scored touchdowns on three drives of 60+ yards.

12/23 vs. Cincinnati: Started at LG, the 40th start of his career.

12/30 vs. Cleveland: Started at LG...moved to RT in the second half due to injuries to G David DeCastro and RT Kelvin Beachum.

2011 [15-14-1-1]: Played in 15 games, starting 14 (13 at RG and one at LG)...saw increased playing time due to injured RG Doug Legursky... helped block for a Steelers' offense to gain 372.3 total net yards per game and for QB Ben Roethlisberger to throw for 4,077 yards and 21 touchdowns.

9/18 vs. Seattle: Started at LG in place of injured Chris Kemoatu...helped block for the Steelers' offense to gain 421 total yards.

10/2 at Houston: Made his second start of the season, this time at RG in place of injured G Doug Legursky... helped block for a Steelers' rushing attack to gain 118 yards on the ground.

10/9 vs. Tennessee: Helped block for Steelers' rushers to gain 174 yards.

10/16 vs. Jacksonville: Started his third consecutive game at RG...helped block for Steelers' rushers to gain 185 yards, including RB Rashard Mendenhall's 146 yards and one touchdown.

10/23 at Arizona: Helped block for the Steelers' offense to gain 445 total yards and for QB Ben Roethlisberger to throw for 361 yards and three touchdowns.

10/30 vs. New England: Started at RG...helped block for the Steelers' offense to gain 427 total yards and for Roethlisberger to throw for a season-high 365 yards and two touchdowns.

11/6 vs. Baltimore: Started at RG...helped block for Roethlisberger to throw for 330 yards and one touchdown.

11/13 at Cincinnati: Played in his 35th career game, making his 20th career start at RG...helped block for the Steelers' offense to gain 328 total yards.

12/4 vs. Cincinnati: Started at RG...left the game in the third quarter with an ankle injury and did not return.

12/8 vs. Cleveland: Started at RG...helped block for the Steelers' offense to gain 416 total yards.

12/24 vs. St. Louis: Started at RG...helped block for the Steelers offense to gain 377 total yards.

1/1 at Cleveland: Started at RG...helped block for the Steelers' offense to gain 360 total yards.

AFC Wild Card Game 1/8 at Denver: Made his fourth consecutive postseason start at RG.

2010 (12-8/3-3): Played in 12 games, starting eight on the offensive line...saw increased playing time due to injuries to G Chris Kemoatu and G Trai Essex...started the final eight games at G...helped block for Steelers' rushers to gain 120.3 yards per game on the ground...started all three postseason contests at RG...helped block for Steelers' rushers to gain 121.0 yards per game during the postseason and for QB Ben Roethlisberger to throw for 622 yards and four touchdowns...inactive for first two games of the season.

9/26 at Tampa Bay: Made his season debut on the offensive line...helped block for a Steelers' rushing attack that gained 201 yards on the ground...was part of an offensive line that did not commit any penalties or allow a sack.

10/17 vs. Cleveland: Played in his third consecutive game on the offensive line...helped block for Steelers' rushers to gain 121 yards on the ground...was part of an offensive line that did not allow a sack for the second time of the season.

11/14 vs. New England: Made his first start of the season at LG for the injured Kemoatu...helped block for Roethlisberger to throw for a season-high 387 yards and three touchdowns and for the offense to gain 425 yards.

11/21 vs. Oakland: Started at RG...helped block for Steelers' rushers to gain 162 yards on the ground and for the Steelers' offense to gain 431 yards of total offense.

11/28 at Buffalo: Made his third consecutive start on the offensive line...helped block for Steelers' rushers to gain a season-high 206 yards rushing.

12/12 vs. Cincinnati: Helped block for Steelers' rushers to gain 123 yards on the ground and for Roethlisberger to throw for 258 yards.

12/19 vs. N.Y. Jets: Helped block for Steelers' rushers to gain 147 yards on the ground.

12/23 vs. Carolina: Helped block for the Steelers' offense to gain 408 yards of total offense...helped block for Steelers' rushers to gain 115 yards on the ground and for Roethlisberger to throw for 320 yards and one touchdown.

1/2 at Cleveland: Made his eighth consecutive start at RG...helped block for the Steelers' offense to gain 418 total yards.

AFC Divisional Game 1/15 vs. Baltimore: Played in his first career postseason game, starting at RG.

AFC Championship Game 1/23 vs. N.Y. Jets: Helped block for RB Rashard Mendenhall to rush for 121 yards and one touchdown...was part of an offensive line that didn't commit a penalty.

Super Bowl XLV 2/6 vs. Green Bay: Helped block for Steelers' rushers to gain 126 yards on the ground and for the Steelers' offense to gain 387 total yards.

2009 (14-4): Played in 14 games and made his debut at LG against the Baltimore Ravens in Week 11...started four games for the injured Chris Kemoatu...also served as the third tight end...dressed but did not play in the first two games of the season.

9/27 at Cincinnati: Made his NFL debut as the third tight end following an injury to David Johnson.

RAMON FOSTER

10/4 vs. San Diego: Saw action as a reserve on the offensive line as a guard...saw action as a reserve in the next five games.

11/22 at Kansas City: Saw action at LG in place of the injured Kemoatu.

11/29 at Baltimore: Made his first career start in place of the injured Kemoatu...marked the first time of the season the offensive line did not allow a sack...saw action as a reserve in the next two games.

12/20 vs. Green Bay: Made his second start of the season replacing the injured Kemoatu...provided protection for Roethlisberger to complete 29-of-46 passes (63.0 pct.) for 503 yards and three touchdowns.

1/3 at Miami: Made his third consecutive start (fourth overall) at LG...paved the way for RB Rashard Mendenhall to rush for 94 yards on 20 attempts (4.7 avg.) with a long of 36 and Willie Parker to rush for 91 yards on 12 attempts (7.6 avg.) with a long of 34.

COLLEGE

Was a three-year starter at Tennessee who earned Freshman All-SEC honors in 2005 after stepping in at left guard and right tackle due to injuries...primarily started at right tackle his final three seasons...played in a career total of 44 games...four-year letterman...graduated with a bachelor's degree in sociology. **2008:** Played and started in all 12 games...named one of the team's captains...recorded one unassisted tackle. **2007:** Played and started in all 14 games...recognized for excellence with All-SEC second-team nod by *Rivals.com*...Vols led country with only four sacks allowed...starting quarterback Erik Ainge was sacked just three times in 519 pass attempts, setting major college record for minimum 300 attempts...team's combined 534 pass attempts meant opponents sacked UT quarterbacks once every 133.5 attempts...suffered broken thumb in pregame warmups before Vanderbilt contest, but still played

entire game and did not miss any snaps rest of season...led to him being named to All-May Day Team by ESPN analyst Mark May...played both tackle and guard positions...helped Tennessee offense produce a 3,000-yard passer, 1,000-yard rusher and 1,000-yard receiver. **2006:** Played in 11 games...part of offensive line unit that allowed only 19 sacks (third fewest in the league) against 415 pass attempts (second-most in the league). **2005:** Played in seven games with two starts...six of his 2005 appearances were versus SEC competition...for his efforts, earned Freshman All-SEC nod by league coaches...started at left guard in collegiate debut against UAB after injuries at center position forced veteran Rob Smith to fill that void...saw action along the offensive front at LSU...shared 2005 Harvey Robinson Award as most improved offensive player in spring practice with David Ligon. **2004:** Red-shirted.

PERSONAL

Attended Ripley High School (Ripley, Tenn.)...older brother Renardo Foster played offensive tackle for the Atlanta Falcons and St. Louis Rams...son of the late Wyvonia Morgan...married to Keshia, with two sons, Ramon Jr. and Myles...Full name: Ramon Sentell Foster.

> FOSTER'S CAREER TOTALS

Year	Team	GP	GS
2009	Pittsburgh	14	4
2010	Pittsburgh	12	8
2011	Pittsburgh	15	14
2012	Pittsburgh	16	16
2013	Pittsburgh	15	15
2014	Pittsburgh	14	14
NFL TOTALS		86	71

> FOSTER'S CAREER POSTSEASON TOTALS

Year	Team	GP	GS
2010	Pittsburgh	3	3
2011	Pittsburgh	1	1
2014	Pittsburgh	1	1
NFL TOTALS		5	5



> Terence Garvin *LB*

HEIGHT: 6-3
WEIGHT: 221
COLLEGE: West Virginia
BORN: Jan. 1, 1991

BIRTHPLACE: Baltimore, Md.
HOW ACQUIRED: FA - '13
NFL EXPERIENCE: 3rd year

PRO [31-1/1-0]: Re-signed a one-year contract with the Steelers on January 9, 2015... added to the Steelers' active roster on September 3, 2013...added to the Steelers' practice squad on September 1, 2013...released by the Steelers on August 31, 2013...originally signed with the Steelers as an undrafted rookie free agent on May 6, 2013.

2014 [16-0/1-0]: Saw action on special teams in all 16 games in the regular season...made his postseason debut in the AFC Wild Card Game vs. Baltimore...tied for the team-lead with 15 special teams tackles during the regular season (three, 11/2 vs. Baltimore, two, 12/7 at Cincinnati, 12/21 vs. Kansas City and 12/28 vs. Cincinnati, and one, 9/28 vs. Tampa Bay, 10/5 at Jacksonville, 10/20 vs. Houston, 11/9 at N.Y. Jets, 11/17 at Tennessee and 12/14 at Atlanta).

2013 [15-1]: Saw action in 15 games with one start (12/22 at Green Bay)...inactive 12/29 vs. Cleveland due to a knee injury...recorded nine special teams tackles (two, 9/29 vs. Minnesota (London), and one, 9/22 vs. Chicago, 10/13 at N.Y. Jets, 10/27 at Oakland, 11/24 at Cleveland, 12/8 vs. Miami, 12/15 vs. Cincinnati and 12/22 at Green Bay).

COLLEGE Played in 47 games, making 37 starts at West Virginia...saw action at safety and at outside linebacker...Associated Press honorable mention All-Big 12 selection...finished his career with 235 tackles (21.5 TFL), 10.5 sacks and 11 passes defended...also forced three fumbles and recovered four...majored in interdisciplinary studies. **2012:** Started all 13 games...led the team with six sacks and tied for the team-lead with two fumble recoveries...finished second on the team with 11.5 TFLs and his 77 total tackles placed him third on the squad...set or tied single-game career-highs against Syracuse on 12/2 with three TFLs, two sacks, one forced fumble, one fumble recovery and one pass breakup...also set a

season-high with six solo tackles against the Orange... set a career-high with two sacks against Baylor on 9/29...recorded eight stops (five solo) against James Madison on 9/15...finished with a career-high eight assisted tackles and a season-high 12 total tackles in the season opener against Marshall on 9/1. **2011:** Started 11 games...missed one game due to a head injury and one game due to a knee injury...registered 72 tackles...finished fourth on the team with 3.5 sacks and tied for second on the squad with a pair of interceptions...finished with a career-high and game-high 14 tackles (nine solo) against Pitt on 11/25...finished with a team-high six solo tackles against Louisville on 11/5... recorded a game-high and season-high 1.5 sacks and 1.5 TFLs against Connecticut on 10/8...registered six tackles, one interception and one sack against Bowling Green on 10/1...finished with nine tackles and recorded his first career interception, which he returned for a touchdown, against Maryland on 9/17. **2010:** Started all 13 games...third-team All-Big East selection by Phil Steele...finished the season with 76 tackles, 4.5 TFLs and one sack...also had one forced fumble, a pair of fumble recoveries and four passes defended...finished with seven tackles against South Florida on 10/14... tied for the team-lead with seven tackles against UNLV on 10/9...finished with seven tackles and a pass breakup against Marshall on 9/10...registered a season-high 10 tackles against Coastal Carolina on 9/4. **2009:** Saw action in 10 games as a freshman...finished the season with 10 tackles.

PERSONAL Attended Loyola Blakefield High School (Baltimore, Md.)...all-state selection at defensive back...selected to play in the Maryland Crab Bowl, the state's all-star game...finished his senior season with 32 tackles and two interceptions...son of Terry and Pat Garvin...Full name: Terence Damian Garvin.

TERENCE GARVIN

> GARVIN'S 2014 GAME-BY-GAME STATISTICS

Date	Opponent	GP	GS	T	AT	TOT	Sacks	Yds	Int/Yds	PD	FF	FR
9/7	CLEVELAND	1	0	0	0	0	0.0	0.0	0/0	0	0	0
9/11	at Baltimore	1	0	0	0	0	0.0	0.0	0/0	0	0	0
9/21	at Carolina	1	0	0	0	0	0.0	0.0	0/0	0	0	0
9/28	TAMPA BAY	1	0	0	0	0	0.0	0.0	0/0	0	0	0
10/5	at Jacksonville	1	0	0	0	0	0.0	0.0	0/0	0	0	0
10/12	at Cleveland	1	0	0	0	0	0.0	0.0	0/0	0	0	0
10/20	HOUSTON	1	0	0	0	0	0.0	0.0	0/0	0	0	0
10/26	INDIANAPOLIS	1	0	0	0	0	0.0	0.0	0/0	0	0	0
11/2	BALTIMORE	1	0	0	0	0	0.0	0.0	0/0	0	0	0
11/9	at N.Y. Jets	1	0	0	0	0	0.0	0.0	0/0	0	0	0
11/17	at Tennessee	1	0	0	0	0	0.0	0.0	0/0	0	0	0
11/30	NEW ORLEANS	1	0	0	0	0	0.0	0.0	0/0	0	0	0
12/7	at Cincinnati	1	0	0	0	0	0.0	0.0	0/0	0	0	0
12/14	at Atlanta	1	0	0	0	0	0.0	0.0	0/0	0	0	0
12/21	KANSAS CITY	1	0	0	0	0	0.0	0.0	0/0	0	0	0
12/28	CINCINNATI	1	0	0	0	0	0.0	0.0	0/0	0	0	0
SEASON TOTALS		16	0	0	0	0	0.0	0.0	0/0	0	0	0

> GARVIN'S 2013 GAME-BY-GAME STATISTICS

Date	Opponent	GP	GS	T	AT	TOT	Sacks	Yds	Int/Yds	PD	FF	FR
9/8	TENNESSEE	1	0	0	0	0	0.0	0.0	0/0	0	0	0
9/16	at Cincinnati	1	0	0	0	0	0.0	0.0	0/0	0	0	0
9/22	CHICAGO	1	0	0	0	0	0.0	0.0	0/0	0	0	0
9/29	vs. Minnesota	1	0	0	0	0	0.0	0.0	0/0	0	0	0
10/13	at N.Y. Jets	1	0	0	0	0	0.0	0.0	0/0	0	0	0
10/20	BALTIMORE	1	0	0	0	0	0.0	0.0	0/0	0	0	0
10/27	at Oakland	1	0	0	0	0	0.0	0.0	0/0	0	0	0
11/3	at New England	1	0	0	0	0	0.0	0.0	0/0	0	0	0
11/10	BUFFALO	1	0	0	0	0	0.0	0.0	0/0	0	0	0
11/17	DETROIT	1	0	0	0	0	0.0	0.0	0/0	0	0	0
11/24	at Cleveland	1	0	0	0	0	0.0	0.0	0/0	0	0	0
11/28	at Baltimore	1	0	0	0	0	0.0	0.0	0/0	0	0	0
12/8	MIAMI	1	0	0	0	0	0.0	0.0	0/0	0	0	0
12/15	CINCINNATI	1	0	1	0	1	0.0	0.0	0/0	0	0	0
12/22	at Green Bay	1	1	0	0	0	0.0	0.0	0/0	0	0	0
12/29	CLEVELAND						INACTIVE					
SEASON TOTALS		15	1	1	0	1	0.0	0.0	0/0	0	0	0

> GARVIN'S CAREER TOTALS

REGULAR SEASON

Year	Team	GP	GS	T	AT	TOT	Sacks	Yds	Int/Yds	PD	FF	FR
2013	Pittsburgh	15	1	1	0	1	0.0	0.0	0/0	0	0	0
2014	Pittsburgh	16	0	0	0	0	0.0	0.0	0/0	0	0	0
NFL TOTALS		31	1	1	0	1	0.0	0.0	0/0	0	0	0

Career Special Teams Tackles (24): 9 in '13 and 15 in '14.

POSTSEASON

Year	Team	GP	GS	T	AT	TOT	Sacks	Yds	Int/Yds	PD	FF	FR
2014	Pittsburgh	1	0	0	0	0	0.0	0.0	0/0	0	0	0
NFL TOTALS		1	0	0	0	0	0.0	0.0	0/0	0	0	0



> William Gay **DB**

HEIGHT: 5-10
WEIGHT: 190
COLLEGE: Louisville
BORN: Jan. 1, 1985

BIRTHPLACE: Tallahassee, Fla.
HOW ACQUIRED: FA - '13
NFL EXPERIENCE: 9th year



CAREER HIGHLIGHTS

- > Entering the 2015 season, he has never missed a single game, and his consecutive games played streak of 128 games is the longest active streak in the NFL for a defensive back.
- > Entering the 2015 season, his four career interceptions returned for touchdowns is tied for 10th among active NFL players.
- > Led the NFL and set a single-season Steelers record with three interceptions returned for touchdowns in 2014.
- > Named the Steelers 2014 Walter Payton Man of the Year for his efforts on and off the field.

10/26 vs. Indianapolis: Picked off QB Andrew Luck and returned it 33 yards for a touchdown, the second interception return for a touchdown in his career and his seventh career interception.

11/9 at N.Y. Jets: Started his 70th career game...totaled a season-best seven tackles.

11/17 at Tennessee: Intercepted QB Zach Mettenberger on the Titans' first offensive play and returned it 28 yards for a touchdown...marked his second pick-six of the season...marked the 100th interception return for a touchdown in team history.

12/14 at Atlanta: Led the team with a season-best eight tackles...picked off QB Matt Ryan and returned the ball 52 yards for a touchdown, his third pick-six of the season...marked the fourth interception returned for a touchdown in his career.

PRO (128-76/9-4): Signed a three-year contract with the Steelers on March 4, 2013...released by the Arizona Cardinals on March 1, 2013...signed a two-year contract with the Cardinals as an unrestricted free agent (from Pittsburgh) on March 25, 2012...re-signed a one-year contract with the Steelers on August 4, 2011...re-signed a one-year contract with the Steelers on April 16, 2010...originally drafted by the Steelers in the fifth round (170th overall) of the 2007 NFL Draft.

2014 (16-13/1-1) (Pit): Saw action in all 16 games with 13 starts during the regular season...set a career-high with three interceptions during the regular season, all of which were returned for a touchdown, also a new team record...the three interceptions also tied for the team-lead (Brice McCain)...finished third on the team with 65 tackles...started the lone postseason contest...recorded five special teams tackles in the regular season (two, 9/7 vs. Cleveland and 10/26 vs. Indianapolis, and one, 12/7 vs. Cincinnati).

9/28 vs. Tampa Bay: Tied a career-high with four pass breakups.

2013 (16-11) (Pit): Played in all 16 games, making 11 starts...finished fourth on the team in tackles (67) and pass breakups (9)...tied for second on the team with two forced fumbles...scored his first career touchdown in the regular season, a 21-yard interception return 11/24 at Cleveland.

9/22 vs. Chicago: Led the defensive backs with nine tackles...added one forced fumble, the sixth of his career.

9/29 vs. Minnesota (London): Played in his 100th career game and 100th consecutive game.

11/10 vs. Buffalo: Recorded a team-high and season-high 10 tackles.

11/24 at Cleveland: Returned an interception 21 yards for a touchdown to make it 27-3 late in the fourth quarter...marked the first interception returned for a touchdown of his career...marked his sixth career interception during the regular season...sacked and forced a fumble of QB Jason Campbell that was recovered by S Will Allen and returned to the Cleveland four-yard line...the Steelers scored on the next play to go ahead, 20-3...marked his seventh career forced fumble in the regular season and fourth as a Steeler...marked his fifth sack of

WILLIAM GAY

his career, fourth as a Steeler and first since 12/2/12 at N.Y. Jets when he played for the Arizona Cardinals.

12/8 vs. Miami: Tied for the lead in tackles [5] for defensive backs.

2012 [16-15] (Ari): Started 15-of-16 games at cornerback, recording 60 tackles, two interceptions and eight pass breakups...added a career-high three forced fumbles (single-season career-high), one fumble recovery and one sack.

9/9 vs. Seattle: Led the defensive backs with seven tackles and added one forced fumble in his Cardinals debut...marked his third career forced fumble.

9/16 at New England: Tied for the lead among the defensive backs with five tackles.

9/23 vs. Philadelphia: Led the defensive backs with six tackles.

10/14 vs. Buffalo: Recovered RB Fred Jackson's fumble on the first play of the game, his third career fumble recovery in the regular season.

10/29 vs. San Francisco: Led the defensive backs with five solo tackles.

11/4 at Green Bay: Recorded his first interception of the season, picking off QB Aaron Rodgers on the first play of the second quarter.

11/18 at Atlanta: Picked off QB Matt Ryan in the first quarter for his second interception of the season...led the defensive backs with six tackles and had one forced fumble, the fourth of his career.

12/2 at N.Y. Jets: Recorded his first sack of the season and the fourth of his career, taking down QB Mark Sanchez for a nine-yard loss in the third quarter.

12/30 at San Francisco: Forced his third fumble of the season on RB LaMichael James in the third quarter...marked his fifth career forced fumble.

2011 [16-15/1-1] (Pit): Started 15-of-16 games at cornerback in the regular season, and started the lone postseason contest...totaled 56 tackles, two interceptions and 13 passes defended...added one fumble recovery.

9/11 at Baltimore: Had one special teams tackle.

11/6 vs. Baltimore: Recorded the second fumble recovery of his career when LB James Harrison sacked and stripped QB Joe Flacco.

11/13 at Cincinnati: Recorded the second interception of his career, picking off QB Andy Dalton with 2:27 left in the fourth quarter...added a team-high three pass breakups.

12/8 vs. Cleveland: Recorded his second interception of the season and third of his career.

AFC Wild Card Game 1/8 at Denver: Finished second among defensive backs with five tackles.

2010 [16-4/3-2] (Pit): Saw action at CB and on special teams for all 16 regular-season games, starting four...finished with 46 tackles, a career-high two sacks and one forced fumble...led the team with 15 pass breakups...added a career-high 13 special teams tackles (two, 9/26 at Tampa Bay, 10/3 vs. Baltimore and 11/21 vs. Oakland, and one, 9/12 vs. Atlanta, 10/17 vs. Cleveland, 10/24 at Miami, 11/8 at Cincinnati, 11/28 at Buffalo, 12/12 vs. Cincinnati and 12/23 vs. Carolina)...saw action in all three postseason contests, starting two of them...posted his first career postseason touchdown as he scooped up a Jets' fumble and returned it 19 yards for a touchdown late in the first half in the AFC Championship Game...finished the postseason with seven tackles and tied for the team-high in pass breakups with three.

9/26 at Tampa Bay: Recorded his first sack of the season and the second sack of his career, taking down QB Josh Freeman for a seven-yard loss.

11/8 at Cincinnati: Had three QB pressures and had three pass breakups...blocked a punt on the Bengals' first possession of the game, which was the first punt blocked by the Steelers since LB Andre Frazier blocked a punt at Washington on Nov. 3, 2008.

11/28 at Buffalo: Forced a fumble on RB Fred Jackson, the second of his career...led the team with four pass breakups.

12/12 vs. Cincinnati: Posted an eight-yard sack in the second quarter on QB Carson Palmer, his second sack of the season and third of his career.

AFC Divisional Game 1/15 vs. Baltimore: Saw significant action in place of injured CB Bryant McFadden...was part of a defense that held the Ravens to 125 yards passing and forced three turnovers.

AFC Championship Game 1/23 vs. N.Y. Jets: Made his first career start in the secondary in the postseason...posted his first career postseason touchdown as he scooped up a Jets' fumble and returned it 19 yards

for a touchdown late in the first half...marked his first career postseason fumble recovery.

Super Bowl XLV 2/6 vs. Green Bay: Made his second career postseason start in the secondary.

2009 [16-14] (Pit): Started 14-of-16 games at cornerback...led the team with a career-high 16 pass breakups...also recorded a career-high 91 tackles and his first career sack...added five special teams tackles (one, 9/10 vs. Tennessee, 10/4 vs. San Diego, 10/25 vs. Minnesota, 11/15 vs. Cincinnati and 1/3 at Miami).

9/20 at Chicago: Recorded 10 tackles, marking the first time he recorded double-digit tackles in a single game in his career.

10/4 vs. San Diego: Led the team with three pass breakups.

10/11 at Detroit: Recorded his first career sack, taking down QB Daunte Culpepper for a five-yard loss.

10/25 vs. Minnesota: Recorded 11 tackles, marking the second time of the season he recorded 10+ tackles in a game.

11/29 at Baltimore: Recorded a career-high 12 tackles...added his first career forced fumble.

12/6 vs. Oakland: Left the game with a head injury in the fourth quarter and did not return.

2008 [16-4/3-0] (Pit): Saw action in all 16 contests, making four starts (vs. San Diego, vs. Cincinnati, at New England and vs. Dallas)...totaled 38 tackles, one interception and 11 pass breakups in the regular season...added nine special teams tackles in the regular season (two, 11/3 at Washington, and one 9/7 vs. Houston, 10/5 at Jacksonville, 10/19 at Cincinnati, 11/20 vs. Cincinnati, 11/30 at New England, 12/7 vs. Dallas and 12/21 at Tennessee)...saw action in all three postseason contests, recording one tackle on defense and one tackle on special teams...added one fumble recovery on special teams in the postseason.

10/19 at Cincinnati: Saw extensive action in the secondary after injuries to Troy Polamalu and Bryant McFadden.

11/16 vs. San Diego: Made his first career start at CB.

12/14 at Baltimore: Registered his first career interception at the end of the game to secure the Steelers' victory, picking off QB Joe Flacco.

AFC Divisional Game 1/11 vs. San Diego: Recovered his first career postseason fumble on special teams on S Eric Weddle's muffed punt in the third quarter.

Super Bowl XLIII 2/1 vs. Arizona: Had one solo tackle and added one special teams tackle.

2007 [16-0/1-0] (Pit): Played in all 16 regular-season games and the lone postseason contest...totaled five tackles, two pass breakups and one fumble recovery...added 11 special teams tackles (two, 9/23 vs. San Francisco and 12/17 vs. Jacksonville, and one, 9/30 at Arizona, 10/7 vs. Seattle, 10/21 at Denver, 11/5 vs. Baltimore, 11/18 at N.Y. Jets, 12/9 at New England and 12/30 at Baltimore).

9/9 at Cleveland: Saw action at CB in his first NFL game...recorded his first career fumble recovery.

10/21 at Denver: Registered his first two career tackles on defense.

AFC Wild Card Game 1/5 vs. Jacksonville: Saw action in his first playoff game.

COLLEGE Appeared in 46 games with 36 starts at Louisville...majored in sports administration. **2006:** Selected first-team All-Big East...started all 13 games...finished second on the team with 60 tackles and finished first with six interceptions...added 13 passes defended...helped team to a FedEx Orange Bowl victory over Wake Forest. **2005:** Started nine games...had 20 tackles, one sack and one forced fumble. **2004:** Started 11 games...recorded 21 tackles and four pass breakups. **2003:** Named to Conference USA's All-Freshman team...appeared in all 11 games, making three starts...had 33 tackles, one interception and led the team with eight pass breakups.

PERSONAL Attended Rickards High School (Tallahassee, Fla.) where he played quarterback, wide receiver and safety...threw for 1,035 yards and seven touchdowns, had 1,237 receiving yards and 11 receiving touchdowns and added 82 tackles, 14 passes defended and nine interceptions as a senior...earned co-MVP honors and earned first-team all-Big Bend area honors as a senior...totaled more than 1,200 all-purpose yards and 12 touchdowns as a junior...also ran track...son of Corine Hall...Full name: William Gay.

WILLIAM GAY

> GAY'S 2014 GAME-BY-GAME STATISTICS

Date	Opponent	GP	GS	T	AT	TOT	Sacks	Yds	Int/Yds	PD	FF	FR
9/7	CLEVELAND	1	0	1	0	1	0.0	0.0	0/0	3	0	0
9/11	at Baltimore	1	0	0	0	0	0.0	0.0	0/0	0	0	0
9/21	at Carolina	1	0	4	1	5	0.0	0.0	0/0	2	0	0
9/28	TAMPA BAY	1	1	4	0	4	0.0	0.0	0/0	4	0	0
10/5	at Jacksonville	1	1	2	0	2	0.0	0.0	0/0	1	0	0
10/12	at Cleveland	1	1	1	1	2	0.0	0.0	0/0	0	0	0
10/20	HOUSTON	1	1	5	0	5	0.0	0.0	0/0	0	0	0
10/26	INDIANAPOLIS	1	1	5	1	6	0.0	0.0	1/33t	1	0	0
11/2	BALTIMORE	1	1	5	0	5	0.0	0.0	0/0	0	0	0
11/9	at N.Y. Jets	1	1	5	2	7	0.0	0.0	0/0	1	0	0
11/17	at Tennessee	1	1	2	1	3	0.0	0.0	1/28t	1	0	0
11/30	NEW ORLEANS	1	1	3	2	5	0.0	0.0	0/0	0	0	0
12/7	at Cincinnati	1	1	2	1	3	0.0	0.0	0/0	1	0	0
12/14	at Atlanta	1	1	8	0	8	0.0	0.0	1/52t	2	0	0
12/21	KANSAS CITY	1	1	6	0	6	0.0	0.0	0/0	0	0	0
12/28	CINCINNATI	1	1	3	0	3	0.0	0.0	0/0	0	0	0
SEASON TOTALS		16	13	56	9	65	0.0	0.0	3/113	16	0	0

POSTSEASON

1/3	BALTIMORE	1	1	2	0	2	0.0	0.0	0/0	1	0	0
POSTSEASON TOTALS		1	1	2	0	2	0.0	0.0	0/0	1	0	0

> GAY'S 2013 GAME-BY-GAME STATISTICS

Date	Opponent	GP	GS	T	AT	TOT	Sacks	Yds	Int/Yds	PD	FF	FR
9/8	TENNESSEE	1	0	3	0	3	0.0	0.0	0/0	2	0	0
9/16	at Cincinnati	1	1	5	0	5	0.0	0.0	0/0	0	0	0
9/22	CHICAGO	1	1	9	0	9	0.0	0.0	0/0	0	1	0
9/29	vs. Minnesota	1	0	2	0	2	0.0	0.0	0/0	0	0	0
10/13	at N.Y. Jets	1	1	6	0	6	0.0	0.0	0/0	0	0	0
10/20	BALTIMORE	1	1	3	0	3	0.0	0.0	0/0	2	0	0
10/27	at Oakland	1	1	3	2	5	0.0	0.0	0/0	1	0	0
11/3	at New England	1	1	4	1	5	0.0	0.0	0/0	0	0	0
11/10	BUFFALO	1	1	10	0	10	0.0	0.0	0/0	0	0	0
11/17	DETROIT	1	1	1	1	2	0.0	0.0	0/0	2	0	0
11/24	at Cleveland	1	1	3	0	3	1.0	8.0	1/21t	1	1	0
11/28	at Baltimore	1	1	2	0	2	0.0	0.0	0/0	0	0	0
12/8	MIAMI	1	0	5	0	5	0.0	0.0	0/0	0	0	0
12/15	CINCINNATI	1	0	1	0	1	0.0	0.0	0/0	1	0	0
12/22	at Green Bay	1	1	3	0	3	0.0	0.0	0/0	0	0	0
12/29	CLEVELAND	1	0	3	0	3	0.0	0.0	0/0	0	0	0
SEASON TOTALS		16	11	63	4	67	1.0	8.0	1/21t	9	2	0

> GAY'S 2012 GAME-BY-GAME STATISTICS

Date	Opponent	GP	GS	T	AT	TOT	Sacks	Yds	Int/Yds	PD	FF	FR
9/9	SEATTLE	1	1	7	0	7	0.0	0.0	0/0	0	1	0
9/16	at New England	1	1	3	2	5	0.0	0.0	0/0	2	0	0
9/23	PHILADELPHIA	1	1	4	2	6	0.0	0.0	0/0	0	0	0
9/30	MIAMI	1	1	2	1	3	0.0	0.0	0/0	0	0	0
10/4	at St. Louis	1	0	0	0	0	0.0	0.0	0/0	0	0	0
10/14	BUFFALO	1	1	2	2	4	0.0	0.0	0/0	1	0	1
10/21	at Minnesota	1	1	1	2	3	0.0	0.0	0/0	0	0	0
10/29	SAN FRANCISCO	1	1	5	0	5	0.0	0.0	0/0	0	0	0
11/4	at Green Bay	1	1	0	0	0	0.0	0.0	1/6	1	0	0
11/18	at Atlanta	1	1	5	1	6	0.0	0.0	1/1	1	1	0
11/25	ST. LOUIS	1	1	2	0	2	0.0	0.0	0/0	0	0	0
12/2	at N.Y. Jets	1	1	4	1	5	1.0	9.0	0/0	1	0	0
12/9	at Seattle	1	1	1	0	1	0.0	0.0	0/0	1	0	0
12/16	DETROIT	1	1	4	1	5	0.0	0.0	0/0	1	0	0
12/23	CHICAGO	1	1	2	0	2	0.0	0.0	0/0	0	0	0
12/30	at San Francisco	1	1	3	3	6	0.0	0.0	0/0	0	1	0
SEASON TOTALS		16	15	45	15	60	1.0	9.0	2/7	8	3	1

> GAY'S 2011 GAME-BY-GAME STATISTICS

Date	Opponent	GP	GS	T	AT	TOT	Sacks	Yds	Int/Yds	PD	FF	FR
9/11	at Baltimore	1	0	1	0	1	0.0	0.0	0/0	0	0	0
9/18	SEATTLE	1	1	3	1	4	0.0	0.0	0/0	2	0	0
9/25	at Indianapolis	1	1	5	0	5	0.0	0.0	0/0	0	0	0
10/2	at Houston	1	1	2	1	3	0.0	0.0	0/0	0	0	0
10/9	TENNESSEE	1	1	2	0	2	0.0	0.0	0/0	0	0	0
10/16	JACKSONVILLE	1	1	3	2	5	0.0	0.0	0/0	0	0	0
10/23	at Arizona	1	1	3	0	3	0.0	0.0	0/0	1	0	0
10/30	NEW ENGLAND	1	1	3	1	4	0.0	0.0	0/0	1	0	0
11/6	BALTIMORE	1	1	4	1	5	0.0	0.0	0/0	1	0	1
11/13	at Cincinnati	1	1	3	0	3	0.0	0.0	1/12	3	0	0
11/27	at Kansas City	1	1	2	0	2	0.0	0.0	0/0	0	0	0
12/4	CINCINNATI	1	1	0	0	0	0.0	0.0	0/0	0	0	0
12/8	CLEVELAND	1	1	6	0	6	0.0	0.0	1/0	0	0	0
12/19	at San Francisco	1	1	2	1	3	0.0	0.0	0/0	2	0	0
12/24	ST. LOUIS	1	1	2	4	6	0.0	0.0	0/0	1	0	0
1/1	at Cleveland	1	1	4	0	4	0.0	0.0	0/0	2	0	0
SEASON TOTALS		16	15	45	11	56	0.0	0.0	2/12	13	0	1

POSTSEASON

1/8	at Denver	1	1	3	2	5	0.0	0.0	0/0	0	0	0
POSTSEASON TOTALS		1	1	3	2	5	0.0	0.0	0/0	0	0	0

> GAY'S 2010 GAME-BY-GAME STATISTICS

Date	Opponent	GP	GS	T	AT	TOT	Sacks	Yds	Int/Yds	PD	FF	FR
9/12	ATLANTA	1	0	2	1	3	0.0	0.0	0/0	1	0	0
9/19	at Tennessee	1	0	1	0	1	0.0	0.0	0/0	0	0	0
9/26	at Tampa Bay	1	0	4	0	4	1.0	7.0	0/0	0	0	0
10/3	BALTIMORE	1	0	1	1	2	0.0	0.0	0/0	2	0	0
10/17	CLEVELAND	1	0	2	0	2	0.0	0.0	0/0	1	0	0
10/24	at Miami	1	0	2	1	3	0.0	0.0	0/0	0	0	0
10/31	at New Orleans	1	0	5	1	6	0.0	0.0	0/0	0	0	0
11/8	at Cincinnati	1	0	4	2	6	0.0	0.0	0/0	3	0	0
11/14	NEW ENGLAND	1	0	3	0	3	0.0	0.0	0/0	0	0	0
11/21	OAKLAND	1	1	2	0	2	0.0	0.0	0/0	1	0	0
11/28	at Buffalo	1	1	3	1	4	0.0	0.0	0/0	4	1	0
12/5	at Baltimore	1	1	3	0	3	0.0	0.0	0/0	0	0	0
12/12	CINCINNATI	1	1	3	1	4	1.0	8.0	0/0	1	0	0
12/19	N.Y. JETS	1	0	1	0	1	0.0	0.0	0/0	0	0	0
12/23	CAROLINA	1	0	0	0	0	0.0	0.0	0/0	0	0	0
1/2	at Cleveland	1	0	2	0	2	0.0	0.0	0/0	2	0	0
SEASON TOTALS		16	4	38	8	46	2.0	15.0	0/0	15	1	0

POSTSEASON

1/15	BALTIMORE	1	0	1	0	1	0.0	0.0	0/0	1	0	0
1/23	N.Y. JETS	1	1	3	1	4	0.0	0.0	0/0	1	0	1
2/6	vs. Green Bay	1	1	2	0	2	0.0	0.0	0/0	1	0	0
POSTSEASON TOTALS		3	2	6	1	7	0.0	0.0	0/0	3	0	1

> GAY'S 2009 GAME-BY-GAME STATISTICS

Date	Opponent	GP	GS	T	AT	TOT	Sacks	Yds	Int/Yds	PD	FF	FR
9/10	TENNESSEE	1	1	6	0	6	0.0	0.0	0/0	1	0	0
9/20	at Chicago	1	1	10	0	10	0.0	0.0	0/0	0	0	0
9/27	at Cincinnati	1	1	6	0	6	0.0	0.0	0/0	1	0	0
10/4	SAN DIEGO	1	1	4	0	4	0.0	0.0	0/0	3	0	0
10/11	at Detroit	1	1	8	0	8	1.0	5.0	0/0	1	0	0
10/18	CLEVELAND	1	1	1	0	1	0.0	0.0	0/0	0	0	0
10/25	MINNESOTA	1	1	11	0	11	0.0	0.0	0/0	1	0	0
11/9	at Denver	1	1	4	0	4	0.0	0.0	0/0	2	0	0
11/15	CINCINNATI	1	1	8	0	8	0.0	0.0	0/0	3	0	0
11/22	at Kansas City	1	1	3	0	3	0.0	0.0	0/0	0	0	0

WILLIAM GAY

> GAY'S 2009 GAME-BY-GAME STATISTICS (Continued)

Date	Opponent	GP	GS	T	AT	TOT	Sacks	Yds	Int/Yds	PD	FF	FR
11/29	at Baltimore	1	1	12	0	12	0.0	0.0	0/0	0	1	0
12/6	OAKLAND	1	1	5	0	5	0.0	0.0	0/0	1	0	0
12/10	at Cleveland	1	1	3	0	3	0.0	0.0	0/0	0	0	0
12/20	GREEN BAY	1	1	6	0	6	0.0	0.0	0/0	2	0	0
12/27	BALTIMORE	1	0	3	0	3	0.0	0.0	0/0	0	0	0
1/3	at Miami	1	0	1	0	1	0.0	0.0	0/0	1	0	0
SEASON TOTALS		16	14	91	0	91	1.0	5.0	0/0	16	1	0

> GAY'S 2008 GAME-BY-GAME STATISTICS

Date	Opponent	GP	GS	T	AT	TOT	Sacks	Yds	Int/Yds	PD	FF	FR
9/7	HOUSTON	1	0	2	0	2	0.0	0.0	0/0	0	0	0
9/14	at Cleveland	1	0	0	0	0	0.0	0.0	0/0	0	0	0
9/21	at Philadelphia	1	0	4	1	5	0.0	0.0	0/0	1	0	0
9/29	BALTIMORE	1	0	0	0	0	0.0	0.0	0/0	0	0	0
10/5	at Jacksonville	1	0	0	0	0	0.0	0.0	0/0	0	0	0
10/19	at Cincinnati	1	0	1	1	2	0.0	0.0	0/0	1	0	0
10/26	N.Y. GIANTS	1	0	2	0	2	0.0	0.0	0/0	1	0	0
11/3	at Washington	1	0	3	0	3	0.0	0.0	0/0	2	0	0
11/9	INDIANAPOLIS	1	0	2	0	2	0.0	0.0	0/0	1	0	0
11/16	SAN DIEGO	1	1	3	0	3	0.0	0.0	0/0	0	0	0
11/20	CINCINNATI	1	1	4	2	6	0.0	0.0	0/0	1	0	0
11/30	at New England	1	1	4	0	4	0.0	0.0	0/0	2	0	0
12/7	DALLAS	1	1	4	0	4	0.0	0.0	0/0	2	0	0
12/14	at Baltimore	1	0	1	0	1	0.0	0.0	1/12	0	0	0
12/21	at Tennessee	1	0	2	0	2	0.0	0.0	0/0	0	0	0
12/28	CLEVELAND	1	0	2	0	2	0.0	0.0	0/0	0	0	0
SEASON TOTALS		16	4	34	4	38	0.0	0.0	1/12	11	0	0

POSTSEASON

1/11	SAN DIEGO	1	0	0	0	0	0.0	0.0	0/0	0	0	0
1/18	BALTIMORE	1	0	0	0	0	0.0	0.0	0/0	0	0	0
2/1	vs. Arizona	1	0	1	0	1	0.0	0.0	0/0	0	0	0
POSTSEASON TOTALS		3	0	1	0	1	0.0	0.0	0/0	0	0	0

> GAY'S 2007 GAME-BY-GAME STATISTICS

Date	Opponent	GP	GS	T	AT	TOT	Sacks	Yds	Int/Yds	PD	FF	FR
9/9	at Cleveland	1	0	0	0	0	0.0	0.0	0/0	1	0	1
9/16	BUFFALO	1	0	0	0	0	0.0	0.0	0/0	0	0	0
9/23	SAN FRANCISCO	1	0	0	0	0	0.0	0.0	0/0	0	0	0
9/30	at Arizona	1	0	0	0	0	0.0	0.0	0/0	0	0	0
10/7	SEATTLE	1	0	0	0	0	0.0	0.0	0/0	0	0	0
10/21	at Denver	1	0	2	0	2	0.0	0.0	0/0	0	0	0
10/28	at Cincinnati	1	0	0	0	0	0.0	0.0	0/0	0	0	0
11/5	BALTIMORE	1	0	0	0	0	0.0	0.0	0/0	1	0	0
11/11	CLEVELAND	1	0	0	0	0	0.0	0.0	0/0	0	0	0
11/18	at N.Y. Jets	1	0	0	0	0	0.0	0.0	0/0	0	0	0
11/26	MIAMI	1	0	0	0	0	0.0	0.0	0/0	0	0	0
12/2	CINCINNATI	1	0	0	0	0	0.0	0.0	0/0	0	0	0
12/9	at New England	1	0	1	0	1	0.0	0.0	0/0	0	0	0
12/16	JACKSONVILLE	1	0	0	0	0	0.0	0.0	0/0	0	0	0
12/20	at St. Louis	1	0	0	0	0	0.0	0.0	0/0	0	0	0
12/30	at Baltimore	1	0	0	2	2	0.0	0.0	0/0	0	0	0
SEASON TOTALS		16	0	3	2	5	0.0	0.0	0/0	2	0	1

POSTSEASON

1/5	JACKSONVILLE	1	0	0	0	0	0.0	0.0	0/0	0	0	0
POSTSEASON TOTALS		1	0	0	0	0	0.0	0.0	0/0	0	0	0

MEDIA INFORMATION

FOOTBALL STAFF

2015 PLAYERS

2014 IN REVIEW

STEELERS HISTORY

RECORDS

> GAY'S CAREER TOTALS

Year	Team	GP	GS	T	AT	TOT	Sacks	Yds	Int/Yds	PD	FF	FR
2007	Pittsburgh	16	0	3	2	5	0.0	0.0	0/0	2	0	1
2008	Pittsburgh	16	4	34	4	38	0.0	0.0	1/12	11	0	0
2009	Pittsburgh	16	14	91	0	91	1.0	5.0	0/0	16	1	0
2010	Pittsburgh	16	4	38	8	46	2.0	15.0	0/0	15	1	0
2011	Pittsburgh	16	15	45	11	56	0.0	0.0	2/12	13	0	1
2012	Arizona	16	15	45	15	60	1.0	9.0	2/7	8	3	1
2013	Pittsburgh	16	11	63	4	67	1.0	8.0	1/21	9	2	0
2014	Pittsburgh	16	13	56	9	65	0.0	0.0	3/113	16	0	0
NFL TOTALS		128	76	375	53	428	5.0	37.0	9/165	90	7	3
STEELERS TOTALS		112	61	330	38	368	4.0	28.0	7/144	82	4	2

Career Special Teams Tackles (46): 11 in '07, 9 in '08, 5 in '09, 13 in '10, 1 in '11, 2 in '13 and 5 in '14.

Additional Statistics: Has four career pick-sixes, a 21-yarder 11/24/13 at Cleveland, a 33-yarder 10/26/14 vs. Indianapolis, a 28-yarder 11/17/14 at Tennessee and a 52-yarder 12/14/14 at Atlanta.

REGULAR-SEASON SINGLE-GAME HIGHS:

Total Tackles: 12, at Baltimore, 11/29/09; **Solo Tackles:** 12, at Baltimore, 11/29/09; **Sacks:** 1, five times, last at Cleveland, 11/24/13; **Sack Yards:** 9.0, at N.Y. Jets, 12/2/12; **Interceptions:** 1, nine times, last at Atlanta, 12/14/14; **Interception Yards:** 52t, at Atlanta, 12/14/14; **Passes Defended:** 4, twice, last time vs. Tampa Bay, 9/28/14; **Forced Fumbles:** 1, seven times, last at Cleveland, 11/24/13; **Fumble Recoveries:** 1, three times, last vs. Buffalo, 10/14/12.

POSTSEASON

Year	Team	GP	GS	T	AT	TOT	Sacks	Yds	Int/Yds	PD	FF	FR
2007	Pittsburgh	1	0	0	0	0	0.0	0.0	0/0	0	0	0
2008	Pittsburgh	3	0	1	0	1	0.0	0.0	0/0	0	0	0
2010	Pittsburgh	3	2	6	1	7	0.0	0.0	0/0	3	0	1
2011	Pittsburgh	1	1	3	2	5	0.0	0.0	0/0	0	0	0
2014	Pittsburgh	1	1	2	0	2	0.0	0.0	0/0	1	0	0
NFL TOTALS		9	4	12	3	15	0.0	0.0	0/0	4	0	1

Postseason Special Teams Tackles (1): 1 in '08.

Additional Statistics: Recovered a fumble on special teams versus San Diego in the AFC Divisional Game on 1/11/09...recovered a fumble and returned it for a touchdown versus the N.Y. Jets in the AFC Championship Game on 1/23/11.



> Clifton Geathers DE

HEIGHT: 6-8
WEIGHT: 325
COLLEGE: South Carolina
BORN: Dec. 11, 1987

BIRTHPLACE: Georgetown, S.C.
HOW ACQUIRED: FA - '14
NFL EXPERIENCE: 6th year

PRO (37-0-2-0): Re-signed a one-year contract with the Steelers on April 1, 2015...signed with the Steelers on December 1, 2014...released by the Washington Redskins on November 1, 2014...signed with the Redskins as an unrestricted free agent (from Philadelphia) on March 14, 2014...traded to the Eagles (from Indianapolis) on March 28, 2013...added to the Colts' active roster on October 9, 2012...added to the Colts' practice squad on October 3, 2012...released by the Dallas Cowboys on October 3, 2012...re-signed with the Cowboys as an exclusive rights free agent on April

20, 2012...acquired by the Cowboys off waivers (from Seattle) on December 8, 2010...released by the Seahawks on December 7, 2010...signed by the Seahawks on November 27, 2010...released by the Miami Dolphins on November 26, 2010...added to the Dolphins' active roster on October 23, 2010...added to the Dolphins' practice squad on September 21, 2010...released from the Dolphins' practice squad on September 18, 2010...added to the Dolphins' practice squad on September 15, 2010...released by the Dolphins on September 13, 2010...acquired by the Dol-

CLIFTON GEATHERS

phins off waivers (from Cleveland) on September 5, 2010...released by the Browns on September 4, 2010...originally drafted by the Browns in the sixth round (186th) overall of the 2010 NFL Draft.

2014 [6-0] (Was/Pit): Signed with the Steelers on December 1, 2014...inactive Weeks 14-17 and for the lone postseason contest with Pittsburgh...saw action in six games with the Redskins before being released on November 1, 2014.

9/25 vs. N.Y. Giants: Recorded a season-high four tackles.

2013 [16-0/1-0] (Phi): Played in a career-best 16 games and started his first career contest...totaled a career-high 13 tackles...saw action in the lone postseason matchup.

10/27 vs. N.Y. Giants: Totaled a season-high three tackles.

2012 [8-0/1-0] (Ind): Saw action in eight regular-season contests and the lone postseason contest...recorded his first career sack for a nine-yard loss.

12/30 vs. Houston: Recorded his first career sack for minus-nine yards.

2011 [5-0] (Dal): Played in five games.

2010 [2-0] (Mia/Dal): Saw action in one game for the Dolphins and one game for the Cowboys.

COLLEGE Finished his South Carolina career with 72 tackles, 12 TFLs, six sacks, two forced fumbles and one fumble recovery...majored in African-American studies. **2009:** Saw action in 12 games...recorded 41 tackles, 3.5 sacks, 8.5 TFLs forced two fumbles and added one fumble recovery. **2008:** Played in 13 games with one start...totaled 29 tackles. **2007:** Saw action in 11 games and recorded two tackles. **2006:** Attended Hargrave Military Academy.

PERSONAL Attended Carvers Bay High School (Hemingway, S.C.)...participated in the U.S. Army All-American game in January, 2006...son of Robert and Debra Geathers...his father, Robert Sr., was a third-round pick of the Buffalo Bills in 1981...his uncle, James "Jumpy" played 13 years in the NFL and was a Super Bowl XXVI Champion with the Redskins...his brothers, Robert and Kwame, both play in the NFL...he and his brother Robert have a foundation called "Geathers Elite Performance" that runs a football camp each year to benefit children in their hometown...son of Robert Sr. and Debra Geathers...Full name: Clifton Lopez Geathers.

GEATHERS' 2014 GAME-BY-GAME STATISTICS (With Washington 9/7-10/27, With Pittsburgh 12/1-Season)

Date	Opponent	GP	GS	T	AT	TOT	Sacks	Yds	Int/Yds	PD	FF	FR
9/7	at Houston	1	0	0	0	0	0.0	0.0	0/0	0	0	0
9/14	JACKSONVILLE	1	0	1	0	1	0.0	0.0	0/0	0	0	0
9/21	at Philadelphia	1	0	1	0	1	0.0	0.0	0/0	0	0	0
9/25	N.Y. GIANTS	1	0	3	1	4	0.0	0.0	0/0	0	0	0
10/6	SEATTLE	1	0	0	0	0	0.0	0.0	0/0	0	0	0
10/12	at Arizona	1	0	0	0	0	0.0	0.0	0/0	0	0	0
10/19	TENNESSEE						INACTIVE					
10/27	at Dallas						INACTIVE					
11/2	BALTIMORE						NOT WITH TEAM					
11/9	at N.Y. Jets						NOT WITH TEAM					
11/17	at Tennessee						NOT WITH TEAM					
11/30	NEW ORLEANS						NOT WITH TEAM					
12/7	at Cincinnati						INACTIVE					
12/14	at Atlanta						INACTIVE					
12/21	KANSAS CITY						INACTIVE					
12/28	CINCINNATI						INACTIVE					
SEASON TOTALS		6	0	5	1	6	0.0	0.0	0/0	0	0	0
POSTSEASON												
1/3	BALTIMORE						INACTIVE					
POSTSEASON TOTALS		0	0	0	0	0	0.0	0.0	0/0	0	0	0

> GEATHERS' 2013 GAME-BY-GAME STATISTICS

Date	Opponent	GP	GS	T	AT	TOT	Sacks	Yds	Int/Yds	PD	FF	FR
9/9	at Washington	1	0	0	1	1	0.0	0.0	0/0	0	0	0
9/15	SAN DIEGO	1	0	0	0	0	0.0	0.0	0/0	0	0	0
9/19	KANSAS CITY	1	0	2	0	2	0.0	0.0	0/0	0	0	0
9/29	at Denver	1	0	1	0	1	0.0	0.0	0/0	0	0	0
10/6	at N.Y. Giants	1	0	0	0	0	0.0	0.0	0/0	0	0	0
10/13	at Tampa Bay	1	0	0	0	0	0.0	0.0	0/0	0	0	0
10/20	DALLAS	1	0	0	1	1	0.0	0.0	0/0	0	0	0
10/27	N.Y. GIANTS	1	0	2	1	3	0.0	0.0	0/0	0	0	0
11/3	at Oakland	1	0	0	0	0	0.0	0.0	0/0	0	0	0
11/10	at Green Bay	1	0	1	0	1	0.0	0.0	0/0	0	0	0
11/17	WASHINGTON	1	0	0	0	0	0.0	0.0	0/0	0	0	0
12/1	ARIZONA	1	0	0	0	0	0.0	0.0	0/0	0	0	0
12/8	DETROIT	1	0	2	0	2	0.0	0.0	0/0	0	0	0
12/15	at Minnesota	1	0	0	0	0	0.0	0.0	0/0	0	0	0
12/22	CHICAGO	1	0	1	1	2	0.0	0.0	0/0	0	0	0
12/29	at Dallas	1	0	0	0	0	0.0	0.0	0/0	0	0	0
SEASON TOTALS		16	0	9	4	13	0.0	0.0	0/0	0	0	0

> GEATHERS' 2012 GAME-BY-GAME STATISTICS

Date	Opponent	GP	GS	T	AT	TOT	Sacks	Yds	Int/Yds	PD	FF	FR
10/14	at N.Y. Jets	1	0	1	0	1	0.0	0.0	0/0	0	0	0
10/21	CLEVELAND	1	0	1	1	2	0.0	0.0	0/0	0	0	0
10/28	at Tennessee	1	0	0	0	0	0.0	0.0	0/0	0	0	0
11/18	at New England	1	0	0	1	1	0.0	0.0	0/0	0	0	0
12/2	at Detroit	1	0	0	0	0	0.0	0.0	0/0	0	0	0
12/9	TENNESSEE	1	0	0	0	0	0.0	0.0	0/0	0	0	0
12/23	at Kansas City	1	0	0	0	0	0.0	0.0	0/0	0	0	0
12/30	HOUSTON	1	0	1	0	1	1.0	9.0	0/0	0	0	0
SEASON TOTALS		8	0	3	2	5	1.0	9.0	0/0	0	0	0

> GEATHERS' 2011 GAME-BY-GAME STATISTICS

Date	Opponent	GP	GS	T	AT	TOT	Sacks	Yds	Int/Yds	PD	FF	FR
10/2	DETROIT	0	0	0	0	0	0.0	0.0	0/0	0	0	0
10/23	ST. LOUIS	0	0	0	0	0	0.0	0.0	0/0	0	0	0
12/4	at Arizona	0	0	0	0	0	0.0	0.0	0/0	0	0	0
12/17	at Tampa Bay	0	0	0	0	0	0.0	0.0	0/0	0	0	0
12/24	PHILADELPHIA	0	0	0	0	0	0.0	0.0	0/0	0	0	0
SEASON TOTALS		5	0	0	0	0	0.0	0.0	0/0	0	0	0

> GEATHERS' 2010 GAME-BY-GAME STATISTICS (With Miami 10/23-11/26, With Dallas 12/8-1/2)

Date	Opponent	GP	GS	T	AT	TOT	Sacks	Yds	Int/Yds	PD	FF	FR
10/24	PITTSBURGH	1	0	0	0	0	0.0	0.0	0/0	0	0	0
12/25	at Arizona	1	0	0	0	0	0.0	0.0	0/0	0	0	0
SEASON TOTALS		2	0	0	0	0	0.0	0.0	0/0	0	0	0

> GEATHERS' CAREER TOTALS

REGULAR SEASON												
Year	Team	GP	GS	T	AT	TOT	Sacks	Yds	Int/Yds	PD	FF	FR
2010	Mia/Dal	2	0	0	0	0	0.0	0.0	0/0	0	0	0
2011	Dallas	5	0	0	0	0	0.0	0.0	0/0	0	0	0
2012	Indianapolis	8	0	3	2	5	1.0	9.0	0/0	0	0	0
2013	Philadelphia	16	0	9	4	13	0.0	0.0	0/0	0	0	0
2014	Was/Pit	6	0	5	1	6	0.0	0.0	0/0	0	0	0
NFL TOTALS		37	0	17	7	24	1.0	9.0	0/0	0	0	0
STEELERS TOTALS		0	0	0	0	0	0.0	0.0	0/0	0	0	0

REGULAR-SEASON SINGLE-GAME HIGHS:

Total Tackles: 4, vs. N.Y. Giants, 9/25/14; **Solo Tackles:** 3, vs. N.Y. Giants, 9/25/14; **Sacks:** 1, vs. Houston, 12/30/12; **Sack Yards:** 9.0, vs. Houston, 12/30/12.

CLIFTON GEATHERS

> GEATHERS' CAREER TOTALS (Continued)

POSTSEASON

Year	Team	GP	GS	T	AT	TOT	Sacks	Yds	Int/Yds	PD	FF	FR
2012	Indianapolis	1	0	0	0	0	0.0	0.0	0/0	0	0	0
2013	Philadelphia	1	0	0	0	0	0.0	0.0	0/0	0	0	0
2014	Pittsburgh						INACTIVE					
NFL TOTALS		2	0	0	0	0	0.0	0.0	0/0	0	0	0
STEELERS TOTALS		0	0	0	0	0	0.0	0.0	0/0	0	0	0



> Marcus Gilbert 07

HEIGHT: 6-6
WEIGHT: 330
COLLEGE: Florida
BORN: Feb. 15, 1988

BIRTHPLACE: Fort Lauderdale, Fla.
HOW ACQUIRED: D2 - '11 (#63)
NFL EXPERIENCE: 5th year

PRO [47-46/2-2]: Re-signed to a new six-year contract on August 19, 2014...placed on the Reserve/Injured List on November 26, 2012 with an ankle injury...won the Joe Greene Great Performance Award in 2011, given annually to the Steelers' top rookie...originally drafted by the Steelers in the second round (63rd overall) of the 2011 NFL Draft.

2014 [12-12/1-1]: Started at RT for 12 regular-season games...started his second career postseason contest in the AFC Wild Card Game vs. Baltimore...inactive in Week 8 due to a concussion and Weeks 13-15 due to an ankle injury...was part of an offensive line that helped block for the offense to set numerous single-season team records, including total points (436), total yards (6,577) and total first downs (379)...also helped block for an offense that led the NFL in time of possession (32:24), yards per first down play (6.42) and tied for the league lead in yards per play (6.2).

9/7 vs. Cleveland: Started at RT for the third straight season opener...was part of an offensive line that helped block for the Steelers to gain 20+ yards on eight plays.

9/21 at Carolina: Was part of an offensive line that helped control the football for 34:39 and blocked for Steelers' rushers to gain 264 yards on the ground, the third-highest single-game total since 2000.

10/20 vs. Houston: Left the game in the second quarter with a concussion and did not return.

11/2 vs. Baltimore: Returned to the starting lineup after missing Week 8 due to a concussion...was part of an offensive line that helped block for QB Ben Roethlisberger to throw six touchdowns and to total an NFL record 12 touchdown passes in back-to-back games.

11/17 at Tennessee: Was part of an offensive line that helped pave the way for RB Le'Veon Bell to record the fourth-highest single game rushing total in team history (204 yards).

12/21 vs. Kansas City: Returned to the starting lineup after missing three games due to an ankle injury.

12/28 vs. Cincinnati: Was part of an offensive line that allowed zero sacks in 38 pass attempts.

AFC Wild Card Game 1/3 vs. Baltimore: Left the game late in the fourth quarter due to an ankle injury and did not return.

2013 [16-16]: Started at right tackle for all 16 games...was the only Steelers' offensive lineman that started every regular-season contest.

9/29 vs. Minnesota (London): Helped block for the Steelers' offense to score on four drives of 75+ yards.

10/13 at N.Y. Jets: Was part of an offensive line that helped control the football for 35:49.

10/20 vs. Baltimore: Left the game in the first quarter with a quad injury and did not return.

11/3 at New England: Left the game in the fourth quarter with a right ankle injury and did not return.

11/24 at Cleveland: Was part of an offensive line that didn't allow a sack.

11/28 at Baltimore: Was part of an offensive line that produced three 60+ yard scoring drives on the last four possessions.

12/22 at Green Bay: Was part of an offensive line that helped block for RB Le'Veon Bell to record his first 100-yard game.

12/29 vs. Cleveland: Was part of an offensive line that allowed only one sack.

2012 (5-5): Started the first five games of the season at RT...was inactive for the next six games due to a right ankle injury...placed on the Reserve/Injured List with a right ankle injury on November 26, 2012.

9/9 at Denver: Started at RT...left the game in the second quarter with a knee injury and did not return.

9/16 vs. N.Y. Jets: Started at RT...helped block for a Steelers' offense that produced scoring drives of 10, 11 and 14 plays.

9/23 at Oakland: Started at RT...helped block for a Steelers' offense that controlled the ball for 36:15.

10/7 vs. Philadelphia: Started at RT...helped block for RB Rashard Mendenhall to rush for a season-high 68 yards.

10/11 at Tennessee: Started at RT...left the game in the second quarter with a right ankle injury and did not return.

2011 (14-13/1-1): Played in 14 games, making 13 starts as a rookie...became the Steelers' first rookie to start at tackle since 2006 (Willie Colon)...won the Joe Greene Great Performance Award...helped block for a Steelers' offense to gain 372.3 total net yards per game and for QB Ben Roethlisberger to throw for 4,077 yards and 21 touchdowns.

9/11 at Baltimore: Dressed but did not see any action.

9/18 vs. Seattle: Started his first career game at RT...became the Steelers' first rookie to start at tackle since RT Willie Colon in 2006.

9/25 at Indianapolis: Started and helped block for the Steelers' offense to gain 408 total yards and for Roethlisberger to throw for 364 yards and one touchdown.

10/2 at Houston: Helped block for a Steelers' rushing attack to gain 118 yards on the ground.

10/9 vs. Tennessee: Left the game in the second quarter with a shoulder injury and did not return.

10/16 vs. Jacksonville: Was inactive due to a shoulder injury.

10/23 at Arizona: Helped block for the Steelers' offense to gain 445 total yards and for Roethlisberger to throw for 361 yards and three touchdowns.

10/30 vs. New England: Helped block for the Steelers' offense to gain 427 total yards and for Roethlisberger to throw for a season-high 365 yards.

12/4 vs. Cincinnati: Helped the Steelers gain 136 yards rushing on 33 attempts (4.1 avg.).

12/8 vs. Cleveland: Started at RT for the seventh consecutive game...helped block for the Steelers' offense to gain 416 total yards.

AFC Wild Card Game 1/8 at Denver: Made his first postseason start at RT.

COLLEGE Saw action in 53 games, starting 27 of them on the offensive line at Florida...recorded 142 knockdowns and 22 touchdown-resulting blocks during that span...majored in family, youth and community science. **2010:** Started all 13 games at left tackle...named a second-team All-SEC selection by *The NFL Draft Report*...earned third-team All-SEC honors from Phil Steele...registered a career-best 81 knockdowns with 13 touchdown-resulting blocks, as Florida averaged 350.85 yards in total offense and 166.54 rushing yards per game...was a key member of an offensive line that surrendered one sack or less in seven contests. **2009:** Started all 14 games at right tackle...helped block for a unit that led the SEC and ranked sixth nationally with an average of 457.86 yards of total offense per game...helped block for Florida rushers to finish 10th nationally and second in the SEC with an average of 221.79 yards per game. **2008:** Played in 13 games...contributed to Florida's SEC and BCS National Championship Game victories at both offensive guard and tackle, in addition to playing on the field goal unit...helped block for the Gators to lead the SEC in total offense (445.07 ypg.) and rushing, as their ground game placed 10th in the nation with an average of 231.14 yards per game. **2007:** Played in all 13 games as a guard, earning his first career start vs.

MARCUS GILBERT

Florida Atlantic at right guard, replacing Maurkice Pouncey...helped the team-lead the SEC with an average of 457.15 yards per game in total offense. **2006:** Retained his freshman eligibility after only playing in two games.

PERSONAL

Attended St. Thomas Aquinas High School (Ft. Lauderdale, Fla.)...played guard and tackle on the offensive line during his prep career, as well as doubling on the defensive line...moved over to offense following his sophomore season and became one of three major recruiting prospects...received a four-star prospect rating from both *Scout.com* and *Rivals.com*...*Scout* also regarded him as the 42nd-best offensive lineman in the country...added Class 5A All-District XVI honors and was selected to participate in the 2006 Cali-Florida Bowl...also a member of the varsity basketball team and competed in the shot put and discus throws for the track and field squad...brother, David Walker, was a defensive lineman at Iowa who completed his eligibility following the 2005

season...son of Katrina and Jeffrey Gilbert...father recently retired from the Secret Service...when the Florida Gators visited the White House to celebrate their second national championship in four years in April of 2009, Gilbert received special recognition by President Barack Obama during the ceremony because his father, Jeff, was a Secret Service agent who helped shield the past three Presidents from harm...Full name: Marcus Christopher Gilbert.

> GILBERT'S CAREER TOTALS

Year	Team	GP	GS
2011	Pittsburgh	14	13
2012	Pittsburgh	5	5
2013	Pittsburgh	16	16
2014	Pittsburgh	12	12
NFL TOTALS		47	46

> GILBERT'S CAREER POSTSEASON TOTALS

Year	Team	GP	GS
2011	Pittsburgh	1	1
2014	Pittsburgh	1	1
NFL TOTALS		2	2



> Robert Golden S

HEIGHT: 5-11
WEIGHT: 202
COLLEGE: Arizona
BORN: September 13, 1990

BIRTHPLACE: Fresno, Calif.
HOW ACQUIRED: FA - '12
NFL EXPERIENCE: 4th year

PRO

(47-0/1-0): Signed his one-year restricted free agent tender on April 29, 2015...originally signed with the Steelers as an undrafted rookie free agent on April 28, 2012.

2014

(16-0/1-0): Named a special teams captain...saw action on special teams in all 16 games during the regular season...made his postseason debut in the AFC Wild Card Game vs. Baltimore...recorded 10 special teams tackles in the regular season (three, 11/9 at N.Y. Jets, two, 10/26 vs. Indianapolis, and one, 9/21 at Carolina, 9/28 vs. Tampa Bay, 10/20 vs. Houston, 11/2 vs. Baltimore and 12/28 vs. Cincinnati).

9/7 vs. Cleveland: Attempted and completed his first career pass, a 25-yarder to CB Antwon Blake on a fake punt in the fourth quarter.

9/21 at Carolina: Recovered a fumble in the end zone on special teams for a touchdown...the fumble was forced by S Shamarko Thomas.

2013

(16-0): Played in all 16 games...registered 14 special teams tackles (totaled a career-high three special teams tackles 11/10 vs. Buffalo and 12/8 vs. Miami, two, 9/8 vs. Tennessee and 10/13 at N.Y. Jets, and one, 9/22 vs. Chicago, 10/27 at Oakland, 11/28 at Baltimore and 12/29 vs. Cleveland)...forced his first career fumble on special teams on 10/27 at Oakland.

2012

(15-0): Appeared in 15 games...saw action mainly on special teams (three tackles) and as a reserve safety (four tackles, one pass defended).

10/11 at Tennessee: Recorded his first career special teams tackle.

11/2 vs. Kansas City: Recorded one special teams tackle.

12/16 at Dallas: Saw action in the secondary for the first time in his career...recorded the first two tackles and first pass defended of his career.

12/30 vs. Cleveland: Saw action in the secondary, recording two tackles and one special teams tackle.

COLLEGE Saw action in 51 games with 38 starts at Arizona...finished with 173 tackles, nine TFLs, seven interceptions, five forced fumbles, two fumble recoveries and 31 pass breakups...majored in sociology. **2011:** Started all 12 games...finished third on the team with 69 tackles...added two TFLs, one interception, one forced fumble and five pass breakups. **2010:**

Started all 13 games...had 60 tackles, one interception, 2.5 TFLs, one forced fumble, one fumble recovery and 12 pass breakups. **2009:** Started all 13 games...had 41 tackles, two interceptions, including one that was returned 79 yards for a touchdown. **2008:** Saw action in all 13 games...had 13 tackles and a forced fumble.

PERSONAL Attended Edison High School (Fresno, Calif.)...a second-team All-State selection by CalHiSports and a first-team All-Valley selection...selected first-team All-State Division II by MaxPreps...a U.S. Army All-American game participant...helped Edison to a 10-1-1 record and the state semifinals as a senior...had 61 tackles and four interceptions as a senior...son of Danny and Rolinda Golden...Full Name: Robert Daishaun Golden.

➤ GOLDEN'S 2014 GAME-BY-GAME STATISTICS

Date	Opponent	GP	GS	T	AT	TOT	Sacks	Yds	Int/Yds	PD	FF	FR
9/7	CLEVELAND	1	0	0	0	0	0.0	0.0	0/0	0	0	0
9/11	at Baltimore	1	0	0	0	0	0.0	0.0	0/0	0	0	0
9/21	at Carolina	1	0	0	0	0	0.0	0.0	0/0	0	0	0
9/28	TAMPA BAY	1	0	0	0	0	0.0	0.0	0/0	0	0	0
10/5	at Jacksonville	1	0	0	0	0	0.0	0.0	0/0	0	0	0
10/12	at Cleveland	1	0	0	0	0	0.0	0.0	0/0	0	0	0
10/20	HOUSTON	1	0	0	0	0	0.0	0.0	0/0	0	0	0
10/26	INDIANAPOLIS	1	0	0	0	0	0.0	0.0	0/0	0	0	0
11/2	BALTIMORE	1	0	0	0	0	0.0	0.0	0/0	0	0	0
11/9	at NY Jets	1	0	0	0	0	0.0	0.0	0/0	0	0	0
11/17	at Tennessee	1	0	0	0	0	0.0	0.0	0/0	0	0	0
11/30	NEW ORLEANS	1	0	0	0	0	0.0	0.0	0/0	0	0	0
12/7	at Cincinnati	1	0	0	0	0	0.0	0.0	0/0	0	0	0
12/14	at Atlanta	1	0	0	0	0	0.0	0.0	0/0	0	0	0
12/21	KANSAS CITY	1	0	0	0	0	0.0	0.0	0/0	0	0	0
12/28	CINCINNATI	1	0	0	0	0	0.0	0.0	0/0	0	0	0
SEASON TOTALS		16	0	0	0	0	0.0	0.0	0/0	0	0	0

➤ GOLDEN'S 2013 GAME-BY-GAME STATISTICS

Date	Opponent	GP	GS	T	AT	TOT	Sacks	Yds	Int/Yds	PD	FF	FR
9/8	TENNESSEE	1	0	0	0	0	0.0	0.0	0/0	0	0	0
9/16	at Cincinnati	1	0	1	0	1	0.0	0.0	0/0	0	0	0
9/22	CHICAGO	1	0	1	0	1	0.0	0.0	0/0	0	0	0
9/29	vs. Minnesota	1	0	0	0	0	0.0	0.0	0/0	0	0	0
10/13	at NY Jets	1	0	0	0	0	0.0	0.0	0/0	0	0	0
10/20	BALTIMORE	1	0	0	0	0	0.0	0.0	0/0	0	0	0
10/27	at Oakland	1	0	0	0	0	0.0	0.0	0/0	0	0	0
11/3	at New England	1	0	0	0	0	0.0	0.0	0/0	0	0	0
11/10	BUFFALO	1	0	0	0	0	0.0	0.0	0/0	0	0	0
11/17	DETROIT	1	0	0	0	0	0.0	0.0	0/0	0	0	0
11/24	at Cleveland	1	0	0	0	0	0.0	0.0	0/0	0	0	0
11/28	at Baltimore	1	0	0	0	0	0.0	0.0	0/0	0	0	0
12/8	MIAMI	1	0	0	0	0	0.0	0.0	0/0	0	0	0
12/15	CINCINNATI	1	0	0	0	0	0.0	0.0	0/0	0	0	0
12/22	at Green Bay	1	0	0	0	0	0.0	0.0	0/0	0	0	0
12/29	CLEVELAND	1	0	0	0	0	0.0	0.0	0/0	0	0	0
SEASON TOTALS		16	0	2	0	2	0.0	0.0	0/0	0	0	0

ROBERT GOLDEN

> GOLDEN'S 2012 GAME-BY-GAME STATISTICS

Date	Opponent	GP	GS	T	AT	TOT	Sacks	Yds	Int/Yds	PD	FF	FR
9/9	at Denver	1	0	0	0	0	0.0	0.0	0/0	0	0	0
9/16	N.Y. JETS	1	0	0	0	0	0.0	0.0	0/0	0	0	0
9/23	at Oakland	1	0	0	0	0	0.0	0.0	0/0	0	0	0
10/7	PHILADELPHIA	INACTIVE										
10/11	at Tennessee	1	0	0	0	0	0.0	0.0	0/0	0	0	0
10/21	at Cincinnati	1	0	0	0	0	0.0	0.0	0/0	0	0	0
10/28	WASHINGTON	1	0	0	0	0	0.0	0.0	0/0	0	0	0
11/4	at N.Y. Giants	1	0	0	0	0	0.0	0.0	0/0	0	0	0
11/12	KANSAS CITY	1	0	0	0	0	0.0	0.0	0/0	0	0	0
11/18	BALTIMORE	1	0	0	0	0	0.0	0.0	0/0	0	0	0
11/25	at Cleveland	1	0	0	0	0	0.0	0.0	0/0	0	0	0
12/2	at Baltimore	1	0	0	0	0	0.0	0.0	0/0	0	0	0
12/9	SAN DIEGO	1	0	0	0	0	0.0	0.0	0/0	0	0	0
12/16	at Dallas	1	0	2	0	2	0.0	0.0	0/0	1	0	0
12/23	CINCINNATI	1	0	0	0	0	0.0	0.0	0/0	0	0	0
12/30	CLEVELAND	1	0	1	1	2	0.0	0.0	0/0	0	0	0
SEASON TOTALS		15	0	3	1	4	0.0	0.0	0/0	1	0	0

> GOLDEN'S CAREER TOTALS

REGULAR SEASON

Year	Team	GP	GS	T	AT	TOT	Sacks	Yds	Int/Yds	PD	FF	FR
2012	Pittsburgh	15	0	3	1	4	0.0	0.0	0/0	1	0	0
2013	Pittsburgh	16	0	2	0	2	0.0	0.0	0/0	0	0	0
2014	Pittsburgh	16	0	0	0	0	0.0	0.0	0/0	0	0	0
NFL TOTALS		47	0	5	1	6	0.0	0.0	0/0	1	0	0

Special Teams Tackles (27): 3 in '12, 14 in '13 and 10 in '14.

Additional Statistics: Recorded his first career forced fumble on special teams on 10/27/13 at Oakland...attempted and completed his first career pass, a 25-yarder to CB Antwon Blake on a fake punt 9/7/14 vs. Cleveland...recovered a fumble in the end zone for a touchdown on special teams on 9/21/14 at Carolina.

POSTSEASON

Year	Team	GP	GS	T	AT	TOT	Sacks	Yds	Int/Yds	PD	FF	FR
2014	Pittsburgh	1	0	0	0	0	0.0	0.0	0/0	0	0	0
NFL TOTALS		1	0	0	0	0	0.0	0.0	0/0	0	0	0



> C.J. Goodwin WR

HEIGHT: 6-3
 WEIGHT: 190
 COLLEGE: California University (Pa.)

BORN: Feb. 4, 1990
 BIRTHPLACE: Wheeling, W.Va.
 HOW ACQUIRED: FA - '14
 NFL EXPERIENCE: 1st year

PRO [0-0/0-0]: Signed a Reserve/Future contract with the Steelers on January 5, 2015... added to the Steelers' practice squad on August 31, 2014...released by the Steelers on August 26, 2014... originally signed with the Steelers as an undrafted rookie free agent on June 4, 2014.

2014 [0-0/0-0]: Spent the entire season on the Steelers' practice squad.

COLLEGE Played two years of collegiate football, one year at Fairmont State and one at California University (Pa.)...saw action in 10 games at Fairmont State and registered 24 receptions for 440 yards with four receiving touchdowns...played in 11 games (one start) at California University (Pa.) and caught 11 passes for 131 yards with one receiving touchdown...added a 25-yard kickoff return...majored in business administration. **2013:** Played in 11 games with one start...tallied 11 receptions for 131 yards with

one receiving touchdown...also recorded one kickoff return for 25 yards...had one reception for six yards with one receiving touchdown vs. Kutztown...caught three passes for 40 yards vs. Gannon...recorded a 25-yard kickoff return vs. Seton Hall...registered a season-high in receptions (four) and receiving yards (49) vs. Millersville. **2012:** Saw action in 10 games and registered 24 receptions for 440 yards with four receiving touchdowns...finished the season ranked third on the team in receptions, receiving yards and receiving

touchdowns and ranked fifth in total yards...had a team-best 18.3 yards per reception.

PERSONAL Attended the Linsly School (Wheeling, W.V.), playing football for head coach B.J. Depew...also played basketball and garnered first-team all-state honors as well as all-valley and all-conference accolades as a senior...son of Yvette Goodwin...Full name: Charaun Jaré Goodwin.



> Bruce Gradkowski

HEIGHT: 6-1

WEIGHT: 220

COLLEGE: Toledo

BORN: Jan. 27, 1983

BIRTHPLACE: Pittsburgh, Pa.

HOW ACQUIRED: UFA - '13
(from Cincinnati)

NFL EXPERIENCE: 10th year

PRO **(37-20/1-0):** Signed a three-year contract with the Steelers as an unrestricted free agent (from Cincinnati) on March 13, 2013...signed a two-year contract with the Bengals as an unrestricted free agent (from Oakland) on July 3, 2011...re-signed a one-year contract with the Raiders on March 15, 2010...acquired by the Raiders off waivers from the Cleveland Browns on February 11, 2009...released by the Browns on February 9, 2009...signed by the Browns on December 2, 2008...released by the St. Louis Rams on August 30, 2008...acquired by the Rams off waivers from the Tampa Bay Buccaneers on June 5, 2008...released by the Buccaneers on May 30, 2008...originally drafted by the Buccaneers in the sixth round (194th overall) of the 2006 NFL Draft.

2014 **(1-0/1-0) (Pit):** Served as the backup in all 16 games for the regular season and the lone postseason contest.

9/21 at Carolina: Saw action in his first career game as a Steeler in relief of QB Ben Roethlisberger.

AFC Wild Card Game 1/3 vs. Baltimore: Made his post-season debut when Roethlisberger missed a few snaps due to a neck injury.

2013 **(0-0) (Pit):** Served as the backup quarterback for all 16 games...dressed but did not see action.

2012 **[2-0/0-0] (Cin):** Saw action in two games for the Bengals...served as the backup quarterback for the entire regular season and the lone postseason contest...completed 5-of-11 passes for 65 yards, with a long of 44 yards.

2011 **[2-0/0-0] (Cin):** Saw action in two games for the Bengals...served as the backup quarterback for the entire season and the lone post-season contest...completed 8-of-18 passes for 109 yards with one touchdown and one interception.

9/11 at Cleveland: Played the entire second half in place of injured QB Andy Dalton...led two fourth quarter touchdown drives, and threw the game-deciding 41-yard touchdown pass to WR A.J. Green to give the Bengals a 27-17 victory...finished the game 5-of-12 for 92 yards with one touchdown.

2010 **[6-4] (Oak):** Saw action in six games with four starts for the Raiders...missed a total of nine games due to a shoulder injury...placed on the team's Reserve/Injured List on December 2, 2010...completed 83-of-157 passes for 1,059 yards with five touchdowns and seven interceptions.

9/19 vs. St. Louis: Entered the game in the second half and led the team to a 16-14 come-from-behind victory...completed 11-of-21 passes for 162 yards with one touchdown and one interception.

BRUCE GRADKOWSKI

9/26 at Arizona: Started at QB...finished 17-of-34 for 255 yards with one touchdown and one interception.

10/3 vs. Houston: Started at QB...had season-highs in attempts (39), completions (24), passing yards (278) and passing touchdowns (2).

10/10 vs. San Diego: Started at QB...left the game with an injured shoulder and did not return.

11/28 at Miami: Started at QB...threw for 252 yards with one touchdown and two interceptions...re-injured his shoulder and left the game.

2009 (7-4) [Oak]: Saw action in seven games, making four starts for the Raiders...led the team in touchdown passes (6), posted a career-best passer rating (80.6) and led the team to two comeback wins (11/22 vs. Cincinnati and 12/6 at Pittsburgh)...named AFC Offensive Player of the Week for his Week 13 performance at Pittsburgh...finished the season 82-of-150 for 1,007 yards with six touchdowns and three interceptions.

11/22 vs. Cincinnati: Started at QB...completed 17-of-34 passes for 183 yards with two touchdowns and one interception...led the team on an 80-yard drive to tie the game with 33 seconds remaining.

11/26 at Dallas: Started at QB...finished 18-of-35 for 200 yards with one touchdown.

12/6 at Pittsburgh: Named AFC Offensive Player of the Week...finished 20-of-33 for a career-high 308 yards with three touchdowns for a passer rating of 121.8.

12/13 vs. Washington: Started at QB...finished 10-of-18 for 153 yards.

2008 (2-1) [Cle]: Played in two games, making one start for the Browns in December after signing as a free agent...finished 7-of-21 for 26 yards with three interceptions.

2007 (4-0) [T.B.]: Saw action in four games for the Buccaneers...finished the year 13-of-24 for 130 yards with one interception.

2006 (13-11) [T.B.]: Started 11-of-13 games played as a rookie...finished the season 177-of-328 for 1,661 yards with nine touchdowns and nine interceptions...his passing yards, touchdown passes, attempts and completions were all Buccaneers' rookie records at the time...became only the third quarterback in NFL history to throw only one

interception in his first 150 attempts...set the NFL record for most attempts (202) before throwing his second interception.

9/10 vs. Baltimore: Made his NFL debut.

10/8 at New Orleans: Started his first NFL contest...finished 20-of-31 for a season-high 225 yards with two touchdowns and zero interceptions.

10/15 vs. Cincinnati: Completed a season-high 25 passes for 184 yards with two touchdowns and one interception.

11/5 vs. New Orleans: Threw for 185 yards with two touchdowns and zero interceptions.

11/19 vs. Washington: Threw for 178 yards with two touchdowns and one interception.

COLLEGE Played in 49 games, making 36 starts...completed 766-of-1,123 passes for 9,225 yards with 85 touchdowns to only 27 interceptions at Toledo...set 19 school records, including most completions, passing yards and passing touchdowns...rushed for 1,018 yards with 14 rushing touchdowns...became the first quarterback in NCAA Division I-A history to complete more than 70% of his passes in back-to-back seasons...left school as the NCAA's all-time leader in completion percentage (68.4)...majored in business marketing. **2005:** Led his team to a 9-3 record and a win against UTEP in the GMAC Bowl...named GMAC Bowl MVP after throwing five touchdown passes...finished 207-of-332 for 2,469 yards...tied a school record with 29 touchdowns and 12 interceptions. **2004:** Led his team to a 9-4 record and berth in the Motor City Bowl...finished 280-for-399 for 3,518 yards with 27 touchdowns and eight interceptions...threw for 338 yards and three touchdowns in a win versus No. 25 Bowling Green on November 23. **2003:** Led his team to an 8-4 record...took over as starting quarterback...finished 277-of-389 passing...set a single-season MAC record for completion percentage (71.2)...threw for 3,210 yards with a school-record 29 touchdowns and seven interceptions...added a career-high 504 rushing yards and one touchdown...completed 49-of-61 passes for 461 yards with three touchdowns in a win versus No. 9 Pittsburgh on September 20...threw for 301 yards with three touchdowns in a win versus No. 21 Northern Illinois on November 15. **2002:** Served as the team's holder, seeing action in every contest. **2001:** Redshirted.

PERSONAL

Attended Seton-La Salle High School [Pittsburgh, Pa.]...earned all-state honors as a junior and senior...at the time, his career passing yards were the most in WPIAL history...as a senior, threw for a then-WPIAL and PIAA record 2,978 yards and 30 touchdowns...the 30 touchdowns passed the previous mark set by Pro Football Hall of Famer, Dan Marino...as a junior, he threw for 1,630 yards and

10 touchdowns...also played basketball, where he led the team in scoring...his younger brother, Gino, currently plays for the Denver Broncos and was a member of the Baltimore Ravens' Super Bowl XLVII team...is married to Miranda and they have one daughter, Lili-ana...son of Bruce and Debbie Gradkowski...Full name: Bruce Raymond Gradkowski.

GRADKOWSKI'S 2014 GAME-BY-GAME STATISTICS

Date	Opponent	GP	GS	Att	Cmp	Pct	Yds	Yds/Att	TD	Int	Lg	Sk	Lst	Rtg
9/7	CLEVELAND						DID NOT PLAY							
9/11	at Baltimore						DID NOT PLAY							
9/21	at Carolina	1	0	0	0	0.0	0	0.0	0	0	0	0	0	0.0
9/28	TAMPA BAY						DID NOT PLAY							
10/5	at Jacksonville						DID NOT PLAY							
10/12	at Cleveland						DID NOT PLAY							
10/20	HOUSTON						DID NOT PLAY							
10/26	INDIANAPOLIS						DID NOT PLAY							
11/2	BALTIMORE						DID NOT PLAY							
11/9	at N.Y. Jets						DID NOT PLAY							
11/17	at Tennessee						DID NOT PLAY							
11/30	NEW ORLEANS						DID NOT PLAY							
12/7	at Cincinnati						DID NOT PLAY							
12/14	at Atlanta						DID NOT PLAY							
12/21	KANSAS CITY						DID NOT PLAY							
12/28	CINCINNATI						DID NOT PLAY							
SEASON TOTALS		1	0	0	0	0.0	0	0.0	0	0	0	0	0	0.0

POSTSEASON

1/3	BALTIMORE	1	0	3	2	66.7	22	7.3	0	0	18	0	0	88.2
POSTSEASON TOTALS		1	0	3	2	66.7	22	7.3	0	0	18	0	0	88.2

GRADKOWSKI'S 2013 GAME-BY-GAME STATISTICS

Date	Opponent	GP	GS	Att	Cmp	Pct	Yds	Yds/Att	TD	Int	Lg	Sk	Lst	Rtg
2013 Season							DID NOT PLAY							
SEASON TOTALS		0	0	0	0	0.0	0	0/0	0	0	0	0	0	0.0

GRADKOWSKI'S 2012 GAME-BY-GAME STATISTICS

Date	Opponent	GP	GS	Att	Cmp	Pct	Yds	Yds/Att	TD	Int	Lg	Sk	Lst	Rtg
9/10	at Baltimore	1	0	0	0	0.0	0	0.0	0	0	0	0	0	0.0
9/16	CLEVELAND						DID NOT PLAY							
9/23	at Washington						DID NOT PLAY							
9/30	at Jacksonville						DID NOT PLAY							
10/7	MIAMI						DID NOT PLAY							
10/14	at Cleveland						DID NOT PLAY							
10/21	PITTSBURGH						DID NOT PLAY							
11/4	DENVER						DID NOT PLAY							
11/11	N.Y. GIANTS						DID NOT PLAY							
11/18	at Kansas City						DID NOT PLAY							
11/25	OAKLAND						DID NOT PLAY							
12/2	at San Diego						DID NOT PLAY							
12/9	DALLAS						DID NOT PLAY							
12/13	at Philadelphia						DID NOT PLAY							
12/23	at Pittsburgh						DID NOT PLAY							
12/30	BALTIMORE	1	0	11	5	45.5	65	5.9	0	0	44	0	0	64.6
SEASON TOTALS		2	0	11	5	45.5	65	5.9	0	0	44	0	0	64.6

POSTSEASON

1/5	at Houston						DID NOT PLAY							
POSTSEASON TOTALS		0	0	0	0	0.0	0	0.0	0	0	0	0	0	0.0

BRUCE GRADKOWSKI

➤ GRADKOWSKI'S 2011 GAME-BY-GAME STATISTICS

Date	Opponent	GP	GS	Att	Cmp	Pct	Yds	Yds/Att	TD	Int	Lg	Sk	Lst	Rtg
9/11	at Cleveland	1	0	12	5	41.7	92	7.7	1	0	41t	1	?	96.5
9/18	at Denver						DID NOT PLAY							
9/25	SAN FRANCISCO						DID NOT PLAY							
10/2	BUFFALO						DID NOT PLAY							
10/9	at Jacksonville						DID NOT PLAY							
10/16	INDIANAPOLIS						DID NOT PLAY							
10/30	at Seattle						DID NOT PLAY							
11/6	at Tennessee						DID NOT PLAY							
11/13	PITTSBURGH						DID NOT PLAY							
11/20	at Baltimore						DID NOT PLAY							
11/27	CLEVELAND						DID NOT PLAY							
12/4	at Pittsburgh	1	0	6	3	50.0	17	2.8	0	1	8	0	0	16.7
12/11	HOUSTON						DID NOT PLAY							
12/18	at St. Louis						DID NOT PLAY							
12/24	ARIZONA						DID NOT PLAY							
1/1	BALTIMORE						DID NOT PLAY							
SEASON TOTALS		2	0	18	8	44.4	109	6.1	1	1	41t	1	?	59.7

POSTSEASON

1/7	at Houston						DID NOT PLAY							
POSTSEASON TOTALS		0	0	0	0	0.0	0	0.0	0	0	0	0	0	0.0

➤ GRADKOWSKI'S 2010 GAME-BY-GAME STATISTICS

Date	Opponent	GP	GS	Att	Cmp	Pct	Yds	Yds/Att	TD	Int	Lg	Sk	Lst	Rtg
9/12	at Tennessee						DID NOT PLAY							
9/19	ST. LOUIS	1	0	21	11	52.4	162	7.7	1	1	33	0	0	73.9
9/26	at Arizona	1	1	34	17	50.0	255	7.5	1	1	70	3	24	72.5
10/3	HOUSTON	1	1	39	24	61.5	278	7.1	2	2	43	4	33	78.8
10/10	SAN DIEGO	1	1	7	1	14.3	14	2.0	0	0	14	0	0	39.6
10/17	at San Francisco						INACTIVE							
10/24	at Denver						INACTIVE							
10/31	SEATTLE						INACTIVE							
11/7	KANSAS CITY						INACTIVE							
11/21	at Pittsburgh	1	0	24	13	54.2	98	4.1	0	1	16	2	15	46.9
11/28	MIAMI	1	1	32	17	53.1	252	7.9	1	2	52	1	5	63.5
12/5	at San Diego						RESERVE/INJURED LIST							
12/12	at Jacksonville						RESERVE/INJURED LIST							
12/19	DENVER						RESERVE/INJURED LIST							
12/26	INDIANAPOLIS						RESERVE/INJURED LIST							
1/2	at Kansas City						RESERVE/INJURED LIST							
SEASON TOTALS		6	4	157	83	52.9	1,059	6.8	5	7	70	10	77	66.3

➤ GRADKOWSKI'S 2009 GAME-BY-GAME STATISTICS

Date	Opponent	GP	GS	Att	Cmp	Pct	Yds	Yds/Att	TD	Int	Lg	Sk	Lst	Rtg
9/14	SAN DIEGO	1	0	2	2	100.0	17	8.5	0	0	12	0	0	102.1
9/20	at Kansas City						DID NOT PLAY							
9/27	DENVER						DID NOT PLAY							
10/4	at Houston						DID NOT PLAY							
10/11	at N.Y. Giants						DID NOT PLAY							
10/18	PHILADELPHIA						DID NOT PLAY							
10/25	N.Y. JETS	1	0	19	10	52.6	97	5.1	0	0	28	2	8	67.2
11/1	at San Diego						DID NOT PLAY							
11/15	KANSAS CITY	1	0	9	5	55.6	49	5.4	0	2	22	1	10	31.5
11/22	CINCINNATI	1	1	34	17	50.0	183	5.4	2	1	29t	0	0	73.5
11/26	at Dallas	1	1	35	18	51.4	200	5.7	1	0	28	3	19	78.3
12/6	at Pittsburgh	1	1	33	20	60.6	308	9.3	3	0	75t	3	21	121.8
12/13	WASHINGTON	1	1	18	10	55.6	153	8.5	0	0	48	2	13	83.8
12/20	at Denver						INACTIVE							
12/27	at Cleveland						INACTIVE							
1/3	BALTIMORE						INACTIVE							
SEASON TOTALS		7	4	150	82	54.7	1,007	6.7	6	3	75t	11	71	80.6

> GRADKOWSKI'S 2008 GAME-BY-GAME STATISTICS

Date	Opponent	GP	GS	Att	Cmp	Pct	Yds	Yds/Att	TD	Int	Lg	Sk	Lst	Rtg
9/7-12/1							NOT ON AN NFL ROSTER							
12/7	at Tennessee						DID NOT PLAY							
12/15	at Philadelphia						DID NOT PLAY							
12/21	CINCINNATI	1	0	5	2	40.0	8	1.6	0	1	4	1	12	8.3
12/28	at Pittsburgh	1	1	16	5	31.3	18	1.1	0	2	12	3	6	1.0
SEASON TOTALS		2	1	21	7	33.3	26	1.2	0	3	12	4	18	2.8

> GRADKOWSKI'S 2007 GAME-BY-GAME STATISTICS

Date	Opponent	GP	GS	Att	Cmp	Pct	Yds	Yds/Att	TD	Int	Lg	Sk	Lst	Rtg
9/9	at Seattle						INACTIVE							
9/16	NEW ORLEANS						DID NOT PLAY							
9/23	ST. LOUIS						DID NOT PLAY							
9/30	at Carolina						DID NOT PLAY							
10/7	INDIANAPOLIS	1	0	4	3	75.0	22	5.5	0	1	11	0	0	47.9
10/14	TENNESSEE						DID NOT PLAY							
10/21	at Detroit						DID NOT PLAY							
10/28	JACKSONVILLE						DID NOT PLAY							
11/4	ARIZONA						DID NOT PLAY							
11/18	at Atlanta	1	0	1	1	100.0	2	2.0	0	0	2	0	0	79.2
11/25	WASHINGTON	1	0	19	9	47.4	106	5.6	0	0	20	2	14	64.8
12/2	at New Orleans						DID NOT PLAY							
12/9	at Houston						DID NOT PLAY							
12/16	ATLANTA	1	0	0	0	0.0	0	0.0	0	0	0	0	0	0.0
12/23	at San Francisco						INACTIVE							
12/30	CAROLINA						DID NOT PLAY							
SEASON TOTALS		4	0	24	13	54.2	130	5.4	0	1	20	2	14	52.4

POSTSEASON

1/6	N.Y. GIANTS						INACTIVE							
POSTSEASON TOTALS		0	0	0	0	0.0	0	0.0	0	0	0	0	0	0.0

> GRADKOWSKI'S 2006 GAME-BY-GAME STATISTICS

Date	Opponent	GP	GS	Att	Cmp	Pct	Yds	Yds/Att	TD	Int	Lg	Sk	Lst	Rtg
9/10	BALTIMORE	1	0	5	1	20.0	4	0.8	0	0	4	1	1	39.6
9/17	at Atlanta						DID NOT PLAY							
9/24	CAROLINA	1	0	1	1	100.0	16	16.0	0	0	16	0	0	118.8
10/8	at New Orleans	1	1	31	20	64.5	225	7.3	2	0	52	2	6	107.6
10/15	CINCINNATI	1	1	44	25	56.8	184	4.2	2	1	18	2	10	72.5
10/22	PHILADELPHIA	1	1	26	13	50.0	104	4.0	0	0	26	2	19	60.4
10/29	at N.Y. Giants	1	1	48	20	41.7	139	2.9	0	0	14	2	5	49.3
11/5	NEW ORLEANS	1	1	31	18	58.1	185	5.9	2	0	44t	4	27	96.8
11/13	at Carolina	1	1	32	17	53.1	173	5.4	1	2	27	3	20	53.3
11/19	WASHINGTON	1	1	21	14	66.7	178	8.5	2	1	34t	0	0	104.9
11/23	at Dallas	1	1	20	10	50.0	120	6.0	0	2	53	1	10	29.2
12/3	at Pittsburgh	1	1	34	20	58.8	175	5.2	0	3	24	5	31	35.8
12/10	ATLANTA	1	1	24	13	54.2	121	5.0	0	0	25	1	12	68.2
12/17	at Chicago	1	1	11	5	45.5	37	3.4	0	0	17	2	5	54.0
12/24	at Cleveland						DID NOT PLAY							
12/31	SEATTLE						DID NOT PLAY							
SEASON TOTALS		13	11	328	177	54.0	1,661	5.1	9	9	53	25	146	65.9

> GRADKOWSKI'S CAREER TOTALS

REGULAR SEASON

Date	Team	GP	GS	Att	Cmp	Pct	Yds	Yds/Att	TD	Int	Lg	Sk	Lst	Rtg
2006	Tampa Bay	13	11	328	177	54.0	1,661	5.1	9	9	53	25	146	65.9
2007	Tampa Bay	4	0	24	13	54.2	130	5.4	0	1	20	2	14	52.4
2008	Cleveland	2	1	21	7	33.3	26	1.2	0	3	12	4	18	2.8
2009	Oakland	7	4	150	82	54.7	1,007	6.7	6	3	75t	11	71	80.6
2010	Oakland	6	4	157	83	52.9	1,059	6.8	5	7	70	10	77	66.3
2011	Cincinnati	2	0	18	8	44.4	109	6.1	1	1	41t	1	7	59.7

BRUCE GRADKOWSKI

> GRADKOWSKI'S CAREER TOTALS (Continued)

REGULAR SEASON

Date	Team	GP	GS	Att	Cmp	Pct	Yds	Yds/Att	TD	Int	Lg	Sk	Lst	Rtg
2012	Cincinnati	2	0	11	5	45.5	65	5.9	0	0	44	0	0	64.6
2013	Pittsburgh	0	0	0	0	0.0	0	0.0	0	0	0	0	0	0.0
2014	Pittsburgh	1	0	0	0	0.0	0	0.0	0	0	0	0	0	0.0
NFL TOTALS		37	20	709	375	52.9	4,057	5.7	21	24	75t	53	333	65.8
STEELERS TOTALS		1	0	0	0	0.0	0	0.0	0	0	0	0	0	0.0

REGULAR-SEASON SINGLE-GAME HIGHS:

Attempts: 48, at N.Y. Giants, 10/29/06; **Completions:** 25, vs. Cincinnati, 10/15/06; **Completion Percentage (Min. 15 Comp.):** 64.5, at New Orleans, 10/8/06; **Passing Yards:** 308, at Pittsburgh, 12/6/09; **Yards/Attempt (Min. 10 Att.):** 9.3, at Pittsburgh, 12/6/09; **Touchdowns:** 3, at Pittsburgh, 12/6/09; **Interceptions:** 3, at Pittsburgh, 12/3/06; **Long:** 75t, at Pittsburgh, 12/6/09; **QB Rating (Min. 10 Att.):** 121.8, at Pittsburgh, 12/6/09; **Rushing Attempts:** 6, 4 times, last vs. Cincinnati, 11/22/09; **Rushing Yards:** 30, at Dallas, 11/26/09; **Rushing Long:** 21, at Dallas, 11/26/09; **Rushing Touchdowns:** n/a.

POSTSEASON

Date	Opponent	GP	GS	Att	Cmp	Pct	Yds	Yds/Att	TD	Int	Lg	Sk	Lst	Rtg	
2007	Tampa Bay	INACTIVE													
2011	Cincinnati	0	0	0	0	0.0	0	0.0	0	0	0	0	0	0.0	
2012	Cincinnati	0	0	0	0	0.0	0	0.0	0	0	0	0	0	0.0	
2014	Pittsburgh	1	0	3	2	66.7	22	7.3	0	0	18	0	0	88.2	
NFL TOTALS		1	0	3	2	66.7	22	7.3	0	0	18	0	0	88.2	
STEELERS TOTALS		1	0	3	2	66.7	22	7.3	0	0	18	0	0	88.2	

NOTE: Gradkowski was inactive for one postseason game with Tampa Bay in 2007. He dressed but did not see action for one postseason game with Cincinnati in both 2011 and 2012.

> GRADKOWSKI'S CAREER RUSHING TOTALS

REGULAR SEASON

Year	Team	Att	Yds	Avg	Lg	TD
2006	Tampa Bay	41	161	3.9	14	0
2007	Tampa Bay	7	20	2.9	13	0
2008	Cleveland	1	2	2.0	2	0
2009	Oakland	18	108	6.0	21	0
2010	Oakland	12	41	3.4	12	0
2011	Cincinnati	3	1	0.3	1	0
2012	Cincinnati	4	(-2)	(-0.5)	0	0
2013	Pittsburgh	0	0	0.0	0	0
2014	Pittsburgh	2	-2	-1.0	0	0
NFL TOTALS		88	329	3.7	21	0
STEELERS TOTALS		2	-2	-1.0	0	0

POSTSEASON

Year	Team	Att	Yds	Avg	Lg	TD
2007	Tampa Bay	INACTIVE				
2011	Cincinnati	0	0	0.0	0	0
2012	Cincinnati	0	0	0.0	0	0
2014	Pittsburgh	0	0	0.0	0	0
NFL TOTALS		0	0	0.0	0	0
STEELERS TOTALS		0	0	0.0	0	0



> Shayon Green LB

HEIGHT: 6-3
WEIGHT: 262
COLLEGE: Miami (Fla.)
BORN: July 9, 1991

BIRTHPLACE: Tifton, Ga.
HOW ACQUIRED: FA - '15
NFL EXPERIENCE: 1st year

PRO [0-0/0-0]: Signed with the Steelers on April 3, 2015.

2014 [0-0/0-0]: Was not on an NFL roster.

COLLEGE Played in 31 games over his four year (2010-13) career at Miami (Fla.), starting the final 25 consecutive contests...finished with 143 tackles (83 solo), 13 TFLs, three sacks, one force fumble, one fumble recovery and three passes

defensed...majored in exercise physiology/pre physical therapy. **2013:** Started all 13 games and finished with 68 tackles (40 solo), a team-high 10.5 TFLs, three sacks, one forced fumble and two passes defensed... earned the team's Captain's Award and Melching Leadership Award. **2012:** Started all 12 games and led the team with 67 tackles (38 solo)...also had two TFLs, one fumble recovery and one pass defensed...named ACC's 2012 Brian Piccolo Award Co-Winner...honored as the team's Defensive Most Valuable Player. **2011:** Played in four games and finished with seven tackles (four solo) and a half TFL, while battling injuries throughout the year...earned team's Scout Team Player of the Week honors prior to Miami's game vs. Kansas State...named

team's Training Room Comeback Player of the Year. **2010:** Played in the first two games of the season and registered one solo tackle.

PERSONAL Played at Tift County High School (Tifton, Ga.)...named All-Class All-State honorable mention...earned honorable mention Class 5A all-state by the *Atlanta Journal-Constitution*... recorded 125 tackles, two sacks and five forced fumbles as a senior linebacker...had 60 tackles, eight sacks and one interception as a junior defensive end...son of Jennifer Williams and Larry Green...Full name: Shayon Green.



Josh Harris RB

HEIGHT: 5-11

WEIGHT: 210

COLLEGE: Wake Forest

BORN: Jan. 22, 1991

BIRTHPLACE: Duncanville, Texas

HOW ACQUIRED: FA - '14

NFL EXPERIENCE: 1st year

PRO [5-0/1-0]: Promoted to the Steelers' active roster from the team's practice squad on November 18, 2014...promoted to the Steelers' practice squad on August 31, 2014...released by the Steelers on August 30, 2014...originally signed with the Steelers as an undrafted rookie free agent on July 29, 2014.

2014 [5-0/1-0]: Signed to the Steelers' active roster on November 18, 2014...saw action in five games during the regular season...made his postseason debut in the AFC Wild Card Game vs. Baltimore.

11/30 vs. New Orleans: Made his NFL debut, seeing action on special teams.

12/7 at Cincinnati: Recorded his first career carries and rushing yards.

AFC Wild Card Game 1/3 vs. Baltimore: Led the team in carries (9) and rushing yards (25).

COLLEGE Played in 43-of-49 games for Wake Forest from 2010-2013 after having redshirted the 2009 season...led the team in rushing

with 489 carries for 2,230 yards and 19 touchdowns... registered an additional 304 receiving yards on 47 career receptions...reached Wake Forest's top ten career rushing list and tied for seventh on the Deacon's career touchdown list...majored in sociology. **2013:** Played in all 12 games for Wake Forest registering 125 carries for 470 yards and four touchdowns...averaged 39.5 yards per game and accounted for 1/3rd of the Deacon's total rushing yards during this season...earned an additional 117 receiving yards on 15 receptions averaging 7.8 yards per catch...recorded three kick returns for 58 yards averaging 19.3 yards per return...led the team in rushing, was third in touchdowns and was the team's seventh leading receiver...totaled 645 all-purpose yards. **2012:** Played in and started 11 games... led the team in rushing with 608 yards on 137 carries... ranked second on the team with five rushing touchdowns...averaged 55.3 rushing yards per game to rank eighth in the ACC...ranked fifth on the team with 19 catches for 96 yards...also returned four kickoffs for 51 yards for an average of 12.8 per return...ranked third on the team with 755 all-purpose yards for an average of 49.5 per game...led the Wake Forest rushing attack with 51 yards on 15 carries at Florida State and again at Duke with 84 yards on 17 carries...went over

JOSH HARRIS

100 yards rushing for the fourth time in his career with 129 yards and two touchdowns vs. Army, including a 63-yard rushing touchdown in the third quarter...rushed 14 times for 55 yards and a touchdown at Virginia...rushed 17 times for 84 yards and a touchdown and had three catches for 13 yards vs. Boston College...competed on the track & field team, running a 6.88 to place 11th in the 60-meter dash at the 2013 ACC Indoor Championships **2011:** Battled injuries to appear in nine games with five starts on the season but still finished as the Deacons' second-leading rusher...rushed 101 times for 432 yards and three touchdowns...also caught five passes for 22 yards...rushed 23 times for 96 yards and a 15-yard touchdown vs. NC State...rushed 19 times for 60 yards and a touchdown at Boston College...topped the 100-yard mark with 136 yards on 13 carries vs. Florida State, becoming the 35th Deacon to rush for 1,000 yards in his career...missed the Virginia Tech and Duke games with a hamstring injury...returned to action at North Carolina and had three carries for nine yards before removing himself from the game...sat out the next three games before returning to the field in the regular season finale vs. Vanderbilt. **2010:** Played in 11 games with four starts...named honorable mention Freshman All-America by College Football News...led the team in rushing with 720 yards and seven touchdowns...his 5.7 yards per carry average was the third-best average in school history and the highest

by a Deacon since 1971...ranked fifth in the ACC in rushing yards (65.5/gm)...had two of the longest runs in school history with an 87-yard touchdown at Virginia Tech and a 74-yard gallop at Vanderbilt...made collegiate debut vs. Presbyterian, scoring two touchdowns and rushing for 74 yards on six carries...made first career start at Virginia Tech and turned in his best game of the season, rushing for 241 yards (sixth-highest single-game total in school history) and two touchdowns on 20 carries...earned ACC Rookie of the Week honors after the performance at Virginia Tech...recorded his second 100-yard effort of the season with 138 yards on 18 carries with one touchdown at Vanderbilt. **2009:** Redshirted.

PERSONAL

Attended Duncanville High School (Duncanville, Texas)...suffered a torn ACL in April 2008 and did not play his first game as a senior until Oct. 24...had surgery in May 2008...rushed for 126 yards and a touchdown on nine carries in his first game back...ran a 10.93 at the District 8-5A track championship in 2007 and ran a personal best of 10.09 in the 100m...helped Duncanville to its first playoff appearance since 2004...as a junior, rushed for 900 yards and six touchdowns on just 60 carries...recorded 80 tackles on defense in 2007...son of Darrell Harris III and Beverly Harris...Full name: Joshua Derrell Harris.

HARRIS' 2014 GAME-BY-GAME STATISTICS

Date	Opponent	GP	GS	RUSHING				Lg	TD	RECEIVING				
				Att	Yds	Avg	No			Yds	Avg	Lg	TD	
9/7	CLEVELAND													
9/11	at Baltimore													
9/21	at Carolina													
9/28	TAMPA BAY													
10/5	at Jacksonville													
10/12	at Cleveland													
10/20	HOUSTON													
10/26	INDIANAPOLIS													
11/2	BALTIMORE													
11/9	at N.Y. Jets													
11/17	at Tennessee													
11/30	NEW ORLEANS	1	0	0	0	0.0	0	0	0	0	0.0	0	0	
12/7	at Cincinnati	1	0	4	9	2.3	3	0	0	0	0.0	0	0	
12/14	at Atlanta	1	0	0	0	0.0	0	0	0	0	0.0	0	0	
12/21	KANSAS CITY	1	0	0	0	0.0	0	0	0	0	0.0	0	0	
12/28	CINCINNATI	1	0	5	7	1.4	4	0	0	0	0.0	0	0	
SEASON TOTALS		5	0	9	16	1.8	4	0	0	0	0.0	0	0	
POSTSEASON														
1/3	BALTIMORE	1	0	9	25	2.8	8	0	2	6	3.0	6	0	
POSTSEASON TOTALS		1	0	9	25	2.8	8	0	2	6	3.0	6	0	



> James Harrison LB

HEIGHT: 6-0
WEIGHT: 242
COLLEGE: Kent State
BORN: May 4, 1978

BIRTHPLACE: Akron, Ohio
HOW ACQUIRED: FA - '14
NFL EXPERIENCE: 13th year



CAREER HIGHLIGHTS

- > Returned an interception 100 yards for a touchdown in Super Bowl XLIII, the longest interception return in Super Bowl history.
- > Named the NFL's Defensive Player of the Year and Linebacker of the Year by NFL Alumni in 2008.
- > Earned five straight Pro Bowl starts (2007-11).
- > Named first-team AP All-Pro twice (2010, 2008) and second-team AP All-Pro twice (2009, 2007).
- > Named AFC Defensive Player of the Month twice (October, 2009 and November, 2007).
- > Named AFC Defensive Player of the Week three times (Week 2, 2010; Week 5, 2009; Week 11, 2008).
- > Earned GMC Sierra Defensive Player of the Week honors three times (Weeks 11 and 13, 2008; Week 9, 2007).
- > Named Steelers' MVP in 2008 and 2007.
- > Named to *Pro Football Weekly's* and to the Professional Football Writers of America's All-NFL Team, *Sporting News' All-Pro Defense* and *Pro Football Weekly's* Midseason All-Pro Team in 2010.
- > Named to *Pro Football Weekly's* Midseason All-Pro Team in 2009.
- > Named *Pro Football Weekly's* and the Professional Football Writers of America's Defensive Player of the Year, named to *Pro Football Weekly's* and to the Professional Football Writers of America's All-NFL Team and All-AFC Team, named a *Sporting News All-Pro* and named a *Sports Illustrated All-Pro* in 2008.
- > Named to *Pro Football Weekly's* and to the Professional Football Writers of America's All-AFC Team in 2007.

PRO [157-109/14-9]: Re-signed a two-year contract with the Steelers on March 22, 2015... signed with the Steelers on September 23, 2014... retired as a Steeler on September 5, 2014...released by the Cincinnati Bengals on March 14, 2013...signed a two-year contract with the Bengals on April 23, 2013... released by the Steelers on March 9, 2013...re-signed a six-year contract with the Steelers on April 9, 2009... re-signed a four-year contract on April 13, 2006...signed as an unrestricted free agent with the Steelers (from Baltimore) on July 28, 2004...signed to the Ravens' offseason roster on February 10, 2004...spent time with the Rhein Fire of NFL Europe during the 2003-2004 seasons...released by the Steelers on September 3, 2003...originally signed with the Steelers as an undrafted rookie free agent on April 22, 2002.

2014 [11-4/1-1] (Pit): Saw action in 11 games with four starts in the regular season... started the lone postseason contest...inactive due to a knee injury Weeks 14-15...totaled 5.5 sacks...tied Jason Gildon (17) for the most multi-sack games and ranks second with 69.5 sacks in team history.

10/26 vs. Indianapolis: Sacked QB Andrew Luck twice for a loss of 15 yards.

11/2 vs. Baltimore: Marked only the second time in his career (2009) that he recorded multiple sacks in back-to-back games...now has 13.0 sacks versus Baltimore in 22 career games during the regular season.

12/21 vs. Kansas City: Returned to the starting lineup after missing two games due to a knee injury...recorded 1.5 sacks, his 17th career multi-sack game and third of the season.

2013 [15-10/1-0] (Cin): Saw action in 15 games with 10 starts for Cincinnati...also saw action in the team's lone playoff contest...totaled 30 tackles, 2.0 sacks, one interception and one fumble recovery in the regular season...added three tackles in the postseason game.

10/13 at Buffalo: Recorded his first sack of the season for minus-one yard.

JAMES HARRISON

10/27 vs. N.Y. Jets: Totaled a season-high six tackles and added his second sack of the year.

11/10 at Baltimore: Recovered his first fumble of the season and the eighth of his career.

11/17 vs. Cleveland: Recorded his sixth career interception.

2012 **(13-13) (Pit):** Started the final 13 games after being inactive due to a knee injury for the first three games...totaled 71 tackles, 6.0 sacks and two forced fumbles...his six sacks tied for the team lead.

10/7 vs. Philadelphia: Made his season debut, starting at ROLB...finished with a game-high four quarterback pressures.

10/11 at Tennessee: Sacked QB Matt Hasselbeck for an eight-yard loss to hold the Titans to a field goal on their first drive of the game...tied DE Keith Willis for the third-most sacks (59.0) by a Steeler since sacks became an official statistic in 1982.

10/28 vs. Washington: Was part of a defense that held the number-one rusher in the NFC, RB Alfred Morris, to 59 rushing yards.

11/18 vs. Baltimore: Sacked QB Joe Flacco for a three-yard loss on third-and-two with less than two minutes remaining in the fourth quarter...now has 60.0 career sacks, tying Joey Porter for the second-most sacks by a Steeler since sacks became an official statistic in 1982.

11/25 at Cleveland: Sacked QB Brandon Weeden for an eight-yard loss on the Browns' first play of their second drive of the game...now has 61.0 career sacks, passing Porter for the second-most sacks by a Steeler since sacks became an official statistic in 1982...registered a season-high 11 tackles...marked the first time he recorded 10 or more tackles since 10/17/10 vs. Cleveland (14 tackles).

12/2 at Baltimore: Registered a sack and a forced fumble of QB Joe Flacco at the Baltimore 27-yard line early in the fourth quarter...the Steelers converted the turnover into a touchdown on their ensuing drive (Batch to Miller, seven-yard pass)...has registered at least one sack in a career-best third straight game for the fourth time in his career (Games 3-5 in 2009, games 8-10 in 2008 and games 4-6 in 2008).

12/9 vs. San Diego: Has recorded 29 tackles in the past four games, which is the most in a four-game span since

Weeks 12-15 in 2010 when he recorded 34 tackles.

12/16 at Dallas: Forced a fumble of RB DeMarco Murray that was recovered by DE Brett Keisel when the Cowboys were at the Steelers' seven-yard line...marked his 28th career forced fumble in the regular season...on third-and-one at the 50-yard line, tackle QB Tony Romo for a five-yard loss, forcing a punt...added three QB pressures.

12/23 vs. Cincinnati: Recorded a sack for a zero-yard loss, marking his ninth sack in his last 10 games.

12/30 vs. Cleveland: Tied a season-high with 11 tackles...recorded a two-yard sack on QB Thad Lewis on a third-and-six...the Browns missed a FG on the next play.

2011 **(11-11/1-1) (Pit):** Started 11 regular-season games at LB...missed four regular-season games (Weeks 5-8) due to an eye injury and one game due to a suspension (Week 15 at San Francisco)...finished the regular season with 62 tackles and nine sacks for 54 yards...added 17 QB pressures, one pass breakup, two forced fumbles...started the lone postseason contest.

9/18 vs. Seattle: Registered his first sack of the season, a four-yarder...became the sixth player in Steelers' history to record 50 sacks...was part of a defense that held the Seahawks to 164 total yards and had five sacks.

9/25 at Indianapolis: Finished with five tackles and four QB pressures...forced a fumble on a sack in the fourth quarter that S Troy Polamalu returned for a touchdown.

11/6 vs. Baltimore: Started at ROLB after missing the previous four games due to an eye injury...had nine tackles and six QB pressures...had 3.0 sacks for minus-11 yards...with 54.0 career sacks, passed Greg Lloyd (53.5) for the fourth most by a Steelers' player since sacks became an official statistic in 1982...forced a fumble on a sack of QB Joe Flacco in the fourth quarter...including the postseason, now has nine career sacks against the Ravens, the most by a Steeler versus the Ravens...marked his 26th career forced fumble, all coming since the start of the 2007 season, which is the most in the NFL during that time span.

12/4 vs. Cincinnati: Finished with 3.0 sacks, his fifth career regular-season game with at least three sacks and his 14th multi-sack game...posted a six-yard sack late in the first half, and an eight-yard sack and 10-yard sack in the third quarter...became the third Steeler to

register at least three sacks multiple times in one season (since 1982) – Chad Brown, 1996, 2; Mike Merriweather, 1984, 3.

12/24 vs. St. Louis: Recorded five tackles and three QB pressures...added 1.0 sack for minus-six yards.

AFC Wild Card Game 1/8 at Denver: Started at ROLB...had five tackles and one QB pressure.

2010 (16-16/3-3) [Pit]: Started all 16 regular-season games at LB...finished the season with 100 tackles, tying a career-high he set in 2008...finished with 10.5 sacks, marking the third consecutive season he had double-digit sacks...led the team with 32 QB pressures and six forced fumbles...added two interceptions, three pass breakups and one fumble recovery...started all three postseason contests...finished the postseason with 15 tackles and four sacks, including three in the AFC Divisional Game vs. Baltimore,

9/12 vs. Atlanta: Had 1.0 sack for a five-yard loss.

9/19 at Tennessee: Named AFC Defensive Player of the Week...finished with nine tackles, 2.0 sacks, two forced fumbles and one fumble recovery...had an 11-yard sack in the third quarter...had a five-yard sack later in the third quarter, where he forced his first fumble of the season...was part of a defense that held Tennessee to only 46 yards rushing and forced six Titans' turnovers.

10/3 vs. Baltimore: Had one forced fumble.

10/17 vs. Cleveland: Had a career-best 14 tackles...forced a fumble in the second quarter...had 2.0 sacks and one pass breakup.

10/24 at Miami: Recorded his first interception of the season near the end of the fourth quarter.

10/31 at New Orleans: Had seven tackles...posted a 10-yard sack late in the first half...had three QB pressures.

11/8 at Cincinnati: Had 1.0 sack for an eight-yard loss.

11/21 vs. Oakland: Posted his second interception of the season...forced a fumble on a seven-yard sack in the second quarter...posted a 12-yard sack on the Raiders' first drive of the second half...was part of a defense that forced three Oakland turnovers and had six sacks.

11/28 at Buffalo: Had seven tackles...recorded a seven-yard sack in the third quarter...became the first player in team history to post three straight seasons with at least 10.0 sacks...forced his sixth fumble of the season.

12/12 vs. Cincinnati: Had nine tackles...had three QB pressures...was part of a defense that held the Bengals to 34 yards rushing, had three sacks and forced three turnovers.

12/23 vs. Carolina: Posted a six-yard sack in the third quarter...was part of a defense that held the Panthers to 119 total yards, had four sacks and forced two Panthers' turnovers.

AFC Divisional Game 1/15 vs. Baltimore: Had seven tackles and two QB pressures and two pass breakups...had 3.0 sacks, which ties the team-record for most sacks in a single game...marked his first career postseason game with three sacks...had a five-yard sack in the in the third quarter...added a seven yard sack later in the third quarter...posted a nine-yard sack in the fourth quarter...was part of a defense that held the Ravens to 35 yards rushing, had five sacks and forced three turnovers.

AFC Championship Game 1/23 vs. N.Y. Jets: Had seven tackles...was part of a defense that held the Jets to 70 yards rushing.

Super Bowl XLV 2/6 vs. Green Bay: Had 1.0 sack for six yards, giving him 6.5 for his career in the post-season, and had three QB pressures...was part of a defense that had three sacks and held the Packers to 55 rushing yards.

2009 (16-16) [Pit]: Started all 16 games...had 10.0 sacks...forced five fumbles...had 73 tackles.

9/10 vs. Tennessee: Forced a Bo Scaife fumble on the opening possession of the third quarter.

9/20 at Chicago: Forced a Matt Forte fumble in the fourth quarter.

10/4 vs. San Diego: Registered five tackles, 2.0 sacks, three QB pressures and one forced fumble.

10/11 at Detroit: Forced one forced fumble and had three QB pressures.

10/18 vs. Cleveland: Recovered one fumble.

10/25 vs. Minnesota: Registered seven tackles with two sacks.

11/15 vs. Cincinnati: Recorded 1.0 sack and two pressures.

11/22 at Kansas City: Logged six tackles, two QB pressures and 1.0 sack.

JAMES HARRISON

12/27 vs. Baltimore: Recorded four tackles, one QB pressure and forced one fumble.

2008 [15-15/3-3] [Pit]: Started 15 regular-season games at OLB...missed the regular-season finale against the Browns due to a hip injury...finished third on the team with a career-high 100 tackles...established a franchise record with 16.0 sacks...set a career-high with seven forced fumbles...added 12 special teams tackles...started all three postseason games...finished with 13 postseason tackles, one sack and one pass breakup...his 100-yard interception return for a touchdown on the final play of the first half of Super Bowl XLIII was the longest play in Super Bowl history at the time...was also the longest play in Steelers' postseason history.

9/7 vs. Houston: Led the team with 10 tackles and 3.0 sacks for losses of 20 yards...forced a fumble in the fourth quarter which was recovered by LB LaMarr Woodley and led to a FG that put the Steelers up 38-10...had one solo tackle on special teams.

9/14 at Cleveland: Had three tackles on special teams.

9/29 vs. Baltimore: Led the team with eight tackles, 2.5 sacks and two quarterback pressures...forced a Joe Flacco fumble in the third quarter which was recovered by Woodley for a touchdown...had one tackle on special teams.

10/5 at Jacksonville: Finished with four tackles, including a key six-yard sack and forced fumble on David Garrard on the Jaguars' final possession.

10/19 at Cincinnati: Recorded 2.0 sacks on QB Ryan Fitzpatrick...led the team with five QB pressures.

10/26 vs. New York Giants: Led the team with a season-high seven QB pressures...handled the team's long-snapping duties after LS Greg Warren left the game with a knee injury...had two solo tackles on special teams.

11/3 at Washington: Finished with nine tackles...had 1.5 sacks, the most in his career up to that point...had two solo tackles on special teams.

11/9 vs. Indianapolis: Registered a season-high 11 tackles...had 1.0 sack and five QB pressures...recorded one solo tackle on special teams.

11/16 vs. San Diego: His second quarter sack on QB Philip Rivers forced a fumble in the end zone that resulted in a safety...notched his first interception at

the end of the first half and returned it 33 yards...added three QB pressures.

11/30 at New England: Finished with eight tackles...recorded 2.0 sacks...forced two fumbles...recorded one solo tackle on special teams.

12/7 vs. Dallas: Registered seven tackles, 1.0 sack, two QB pressures and one forced fumble...his forced fumble on that same play gave him seven for the season, a new career-high...had one solo tackle on special teams.

12/21 at Tennessee: Totaled 100 tackles in a season for the first time in his career...had one QB pressure...his sack of QB Kerry Collins in the third quarter gave him 16 for the season, breaking the team's single-season record previously shared with LB Mike Merriweather.

12/28 vs. Cleveland: Was inactive due to a hip injury, ending his streak of 32 consecutive starts.

AFC Divisional Game 1/11 vs. San Diego: Finished with three tackles and had one QB pressure...recorded a sack in the fourth quarter.

AFC Championship Game 1/18 vs. Baltimore: Finished with six tackles and had three QB pressures.

Super Bowl XLIII 2/1 vs. Arizona: Finished with four tackles, one pass defense and two QB pressures...recorded a 100-yard interception return for a touchdown on the final play of the first half, the longest play in Super Bowl history at the time...was his first career postseason interception and touchdown.

2007 [16-16/1-1] [Pit]: Started all 16 games and the lone postseason game vs. Jacksonville at ROLB in first season as a starter...finished fourth on the team with 80 tackles and led the team with 8.5 sacks and six forced fumbles, all then career-highs...also added two fumble recoveries and an interception...tied for second on team with 12 special teams tackles...forced one fumble on special teams...recorded eight tackles, 1.5 sacks and three pass defenses in the playoff loss against Jacksonville...his 1.5 sacks were his first career postseason sacks.

9/9 at Cleveland: Tallied a half sack for a loss of five yards.

9/16 vs. Buffalo: Had two special teams tackles.

9/23 vs. San Francisco: Had two special teams tackles.

9/30 at Arizona: Recorded a half sack for a loss of four yards...added one tackle on special teams.

10/7 vs. Seattle: Totaled six tackles...was part of a defensive unit that allowed only 144 net yards and eight first downs... also registered one special teams tackle.

10/21 at Denver: Racked up a total of eight tackles... also registered his third sack of the season for a loss of three yards.

10/28 at Cincinnati: Caused and recovered a fumble on Kenny Watson.

11/5 vs. Baltimore: Earned AFC Defensive Player of the Week honors...paced the team in tackles with nine, including 3.5 sacks for a loss of 25.5 yards...forced three fumbles (one on special teams) and had one fumble recovery...posted his first interception of the season and the second of his career and returned it for 20 yards...was part of a defensive unit that allowed the Ravens only 104 net yards and five first downs... added one special teams tackle.

11/11 vs. Cleveland: Forced two fumbles...also added two solo special teams tackles.

11/18 at New York Jets: Sacked QB Kellen Clemens for a loss of nine yards...added three quarterback hits... also managed to rack up two special teams tackles.

11/26 vs. Miami: Sacked Dolphins' QB John Beck in the fourth quarter for a loss of five yards.

12/16 vs. Jacksonville: Had one special teams tackle.

AFC Wild Card Game 1/5 vs. Jacksonville: Registered his fifth consecutive playoff appearance and his first playoff start at ROLB...tallied eight tackles...registered his first career postseason sack for a loss of five yards... added a half-sack in the fourth quarter...totaled two special teams tackles.

2006 (11-1) (Pit): Saw action in 11 games missing five games due to an ankle injury (Weeks 6-10)...made his lone start of the season in the season finale in place of the injured Clark Haggans... finished the season with eight tackles on defense and 15 special teams tackles.

9/7 vs. Miami: Logged three defensive snaps and registered two quarterback hurries/pressures...recorded one special teams tackle.

9/18 at Jacksonville: Recorded a game-high four special teams tackles.

9/24 vs. Cincinnati: Led the team with two special teams tackles.

11/26 at Baltimore: Collected two special teams tackles.

12/3 vs. Tampa Bay: Recorded two tackles and one quarterback hurry/pressure...added two special teams tackles.

12/7 vs. Cleveland: Recorded a game-high three special teams tackles.

12/17 at Carolina: Collected one tackle and one quarterback hurry/pressure...added one solo special teams tackle...blocked a punt in the second quarter that led to a Steelers touchdown and a 17-0 lead, the first punt block for the team since 2002.

12/31 at Cincinnati: Started at ROLB for the injured Clark Haggans...recorded three solo tackles...added one quarterback hurry/pressure.

2005 (16-3/2-0) (Pit): Played in all 16 games and two of the four postseason games... made three starts during the regular season when LB Clark Haggans was sidelined with an injury...missed the AFC Divisional Playoff Game and the AFC Championship Game with an ankle injury...posted three sacks on the year and also had his first career interception... added 18 special teams tackles in the regular season and four in the postseason.

9/11 vs. Tennessee: Totaled one special teams tackle.

9/18 at Houston: Recorded his first sack of the season...led team with three special teams tackles.

9/25 vs. New England: Registered a sack for a loss of eight yards...also had one special teams tackle.

10/10 at San Diego: Started at LOLB in place of the injured Haggans...intercepted first career pass off of QB Drew Brees and returned it 25 yards...registered six defensive tackles.

10/16 vs. Jacksonville: Started for the second consecutive game at LOLB...finished with seven tackles... had a sack for seven yards and two quarterback hurries/pressures.

10/23 at Cincinnati: Started third straight game at LOLB for the injured Haggans...recorded five tackles

JAMES HARRISON

and one tackle for a loss... also added a quarterback hurry/pressure and a pass defense.

11/6 at Green Bay: Had one special teams tackle.

11/20 at Baltimore: Had three special teams tackles.

11/28 at Indianapolis: Had two special teams stops.

12/4 vs. Cincinnati: Recorded one special teams tackle.

12/11 vs. Chicago: Totaled two special teams tackles.

12/24 at Cleveland: Recorded four special teams tackles...deflected a Kyle Richardson punt that traveled eight yards.

AFC Wild Card Game 1/8 at Cincinnati: Played on special teams...made one tackle on special teams...injured right ankle in the first quarter while making tackle and did not return.

Super Bowl XL 2/5 vs. Seattle: Led the special teams group with three tackles.

2004 **[16-4/2-0] (Pit):** Saw action in all 16 games, starting four...scored his first career touchdown on a fumble return at Buffalo (Week 17)... finished the season with a career-high 25 special teams tackles...added five special teams tackles in the post-season.

9/12 vs. Oakland: Totaled three special teams tackles.

9/19 at Baltimore: Had three special teams tackles.

10/3 vs. Cincinnati: Had two special teams tackles.

10/10 vs. Cleveland: Had two special teams tackles.

10/17 vs. Dallas: Had one special teams tackle.

10/31 vs. New England: Had one special teams tackle.

11/7 vs. Philadelphia: Had one special teams tackle.

11/14 at Cleveland: Was thrust into his first career start when LB Joey Porter was ejected prior to the game because of a pre-game brawl...registered his first quarterback sack...finished with six total tackles.

11/21 at Cincinnati: Totaled three special teams tackles.

11/28 vs. Washington: Had a big day on special teams, registering a team-high six special teams tackles.

12/5 at Jacksonville: Had one special teams tackle.

12/12 vs. New York Jets: Produced another solid performance filling in for injured LB Clark Haggans...finished with six total tackles...added one special teams tackle.

12/26 vs. Baltimore: Had another strong game in place of the injured Haggans...finished with five total tackles... also was credited with four quarterback hurries/pressures and two passes defended.

1/2 at Buffalo: Scored his first career touchdown on a sack and forced fumble by Ricardo Colclough that he retrieved in midair and raced 18 yards for a score... added one special teams tackle.

AFC Divisional Game 1/15 vs. New York Jets: Led the team with three special teams tackles.

AFC Championship Game 1/23 vs. New England: Was credited with two special teams tackles.

2003 **[0-0] (Pit):** Made final roster but was released two days later [9/13/03]...was signed to practice squad [9/17/03] but was eventually released [10/7/03] and did not play for the remainder of the season.

2002 **[1-0/0-0] (Pit):** Originally joined team as a rookie free agent...was released 9/1/02 and then re-signed to the practice squad 9/3/02...was activated to roster 12/17/02 when running back Verron Haynes was placed on the Reserve/Injured List...dressed in the final regular season game and played on special teams...was inactive for both postseason games.

COLLEGE Named Kent State's Outstanding Defensive Player in 2000 and 2001...was a first-team All-MAC selection at outside linebacker in 2001...finished third in the league's Defensive Player of the Year balloting...registered 98 tackles, three interceptions, five passes defended, forced three fumbles and recovered one fumble...led the MAC with 15 sacks and ranked second in the conference with 20 TFLs...led team with 106 tackles and 13 TFLs in 2000...moved into the starting lineup for the final three games of the 1999 season...finished fifth on the team with 67 tackles...led team with eight TFLs...majored in general studies.

PERSONAL Attended Coventry High School (Akron, Ohio)...is the son of Mildred and James Harrison, Sr...has two sons, James and Henry...Full name: James Andrew Harrison, Jr.

> HARRISON'S 2014 GAME-BY-GAME STATISTICS

Date	Opponent	GP	GS	T	AT	TOT	Sacks	Yds	Int/Yds	PD	FF	FR
9/7	CLEVELAND						NOT WITH TEAM					
9/11	at Baltimore						NOT WITH TEAM					
9/21	at Carolina						NOT WITH TEAM					
9/28	TAMPA BAY	1	0	0	1	1	0.0	0.0	0/0	0	0	0
10/5	at Jacksonville	1	0	1	0	1	0.0	0.0	0/0	0	0	0
10/12	at Cleveland	1	0	3	1	4	0.0	0.0	0/0	0	0	0
10/20	HOUSTON	1	0	3	0	3	0.0	0.0	0/0	0	0	0
10/26	INDIANAPOLIS	1	0	1	0	1	2.0	15.0	0/0	0	0	0
11/2	BALTIMORE	1	0	4	3	7	2.0	15.0	0/0	0	0	0
11/9	at N.Y. Jets	1	0	4	2	6	0.0	0.0	0/0	0	0	0
11/17	at Tennessee	1	1	1	3	4	0.0	0.0	0/0	0	0	0
11/30	NEW ORLEANS	1	1	5	2	7	0.0	0.0	0/0	0	0	0
12/7	at Cincinnati						INACTIVE					
12/14	at Atlanta						INACTIVE					
12/21	KANSAS CITY	1	1	4	3	7	1.5	5.0	0/0	0	0	0
12/28	CINCINNATI	1	1	2	2	4	0.0	0.0	0/0	0	0	0
SEASON TOTALS		11	4	28	17	45	5.5	35.0	0/0	0	0	0

POSTSEASON

1/3	BALTIMORE	1	1	0	2	2	0.0	0.0	0/0	0	0	0
POSTSEASON TOTALS		1	1	0	2	2	0.0	0.0	0/0	0	0	0

> HARRISON'S 2013 GAME-BY-GAME STATISTICS

Date	Opponent	GP	GS	T	AT	TOT	Sacks	Yds	Int/Yds	PD	FF	FR
9/8	at Chicago	1	1	1	0	1	0.0	0.0	0/0	0	0	0
9/16	PITTSBURGH	1	0	0	0	0	0.0	0.0	0/0	0	0	0
9/22	GREEN BAY	1	0	0	0	0	0.0	0.0	0/0	0	0	0
9/29	at Cleveland	1	1	1	3	4	0.0	0.0	0/0	0	0	0
10/6	NEW ENGLAND	1	1	0	1	1	0.0	0.0	0/0	0	0	0
10/13	at Buffalo	1	1	2	1	3	1.0	1.0	0/0	0	0	0
10/20	at Detroit	1	0	1	0	1	0.0	0.0	0/0	0	0	0
10/27	N.Y. JETS	1	1	2	4	6	1.0	1.0	0/0	0	0	0
10/31	at Miami	1	1	2	0	2	0.0	0.0	0/0	0	0	0
11/10	at Baltimore	1	0	0	4	4	0.0	0.0	0/0	0	0	1
11/17	CLEVELAND	1	1	3	1	4	0.0	0.0	1/9	1	0	0
12/1	at San Diego	1	1	1	0	1	0.0	0.0	0/0	0	0	0
12/8	INDIANAPOLIS	1	1	0	0	0	0.0	0.0	0/0	0	0	0
12/15	at Pittsburgh	1	1	3	0	3	0.0	0.0	0/0	0	0	0
12/22	MINNESOTA						INACTIVE					
12/29	BALTIMORE	1	0	0	0	0	0.0	0.0	0/0	0	0	0
SEASON TOTALS		15	10	16	14	30	2.0	2.0	1/9	1	0	1

POSTSEASON

1/5	SAN DIEGO	1	0	3	0	3	0.0	0.0	0/0	0	0	0
POSTSEASON TOTALS		1	0	3	0	3	0.0	0.0	0/0	0	0	0

> HARRISON'S 2012 GAME-BY-GAME STATISTICS

Date	Opponent	GP	GS	T	AT	TOT	Sacks	Yds	Int/Yds	PD	FF	FR
9/9	at Denver						INACTIVE					
9/16	N.Y. JETS						INACTIVE					
9/23	at Oakland						INACTIVE					
10/7	PHILADELPHIA	1	1	3	2	5	0.0	0.0	0/0	0	0	0
10/11	at Tennessee	1	1	3	2	5	1.0	8.0	0/0	0	0	0
10/21	at Cincinnati	1	1	0	0	0	0.0	0.0	0/0	0	0	0
10/28	WASHINGTON	1	1	4	0	4	0.0	0.0	0/0	0	0	0
11/4	at N.Y. Giants	1	1	6	0	6	0.0	0.0	0/0	0	0	0
11/12	KANSAS CITY	1	1	1	6	7	0.0	0.0	0/0	0	0	0
11/18	BALTIMORE	1	1	4	1	5	1.0	3.0	0/0	0	0	0
11/25	at Cleveland	1	1	10	1	11	1.0	8.0	0/0	0	0	0
12/2	at Baltimore	1	1	6	0	6	1.0	5.0	0/0	0	1	0

JAMES HARRISON

> HARRISON'S 2012 GAME-BY-GAME STATISTICS (Continued)

Date	Opponent	GP	GS	T	AT	TOT	Sacks	Yds	Int/Yds	PD	FF	FR
12/9	SAN DIEGO	1	1	3	3	6	0.0	0.0	0/0	0	0	0
12/16	at Dallas	1	1	3	0	3	0.0	0.0	0/0	0	1	0
12/23	CINCINNATI	1	1	2	0	2	1.0	0.0	0/0	0	0	0
12/30	CLEVELAND	1	1	7	4	11	1.0	2.0	0/0	0	0	0
SEASON TOTALS		13	13	52	19	71	6.0	26.0	0/0	0	2	0

> HARRISON'S 2011 GAME-BY-GAME STATISTICS

Date	Opponent	GP	GS	T	AT	TOT	Sacks	Yds	Int/Yds	PD	FF	FR
9/11	at Baltimore	1	1	7	1	8	0.0	0.0	0/0	0	0	0
9/18	SEATTLE	1	1	3	2	5	1.0	4.0	0/0	1	0	0
9/25	at Indianapolis	1	1	5	0	5	1.0	9.0	0/0	0	1	0
10/2	at Houston	1	1	3	1	4	0.0	0.0	0/0	0	0	0
10/9	TENNESSEE						INACTIVE					
10/16	JACKSONVILLE						INACTIVE					
10/23	at Arizona						INACTIVE					
10/30	NEW ENGLAND						INACTIVE					
11/6	BALTIMORE	1	1	8	1	9	3.0	11.0	0/0	0	1	0
11/13	at Cincinnati	1	1	2	3	5	0.0	0.0	0/0	0	0	0
11/27	at Kansas City	1	1	4	2	6	0.0	0.0	0/0	0	0	0
12/4	CINCINNATI	1	1	6	1	7	3.0	24.0	0/0	0	0	0
12/8	CLEVELAND	1	1	5	0	5	0.0	0.0	0/0	0	0	0
12/19	at San Francisco						SUSPENDED					
12/24	ST. LOUIS	1	1	4	1	5	1.0	6.0	0/0	0	0	0
1/1	at Cleveland	1	1	2	1	3	0.0	0.0	0/0	0	0	0
SEASON TOTALS		11	11	49	13	62	9.0	54.0	0/0	1	2	0

POSTSEASON

1/8	at Denver	1	1	4	1	5	0.0	0.0	0/0	0	0	0
POSTSEASON TOTALS		1	1	4	1	5	0.0	0.0	0/0	0	0	0

> HARRISON'S 2010 GAME-BY-GAME STATISTICS

Date	Opponent	GP	GS	T	AT	TOT	Sacks	Yds	Int/Yds	PD	FF	FR
9/12	ATLANTA	1	1	4	3	7	1.0	5.0	0/0	0	0	0
9/19	at Tennessee	1	1	7	2	9	2.0	18.0	0/0	0	2	1
9/26	at Tampa Bay	1	1	3	1	4	0.0	0.0	0/0	0	0	0
10/3	BALTIMORE	1	1	2	1	3	0.0	0.0	0/0	0	1	0
10/17	CLEVELAND	1	1	9	5	14	2.0	2.0	0/0	1	1	0
10/24	at Miami	1	1	3	1	4	0.0	0.0	1/2	0	0	0
10/31	at New Orleans	1	1	6	1	7	1.0	10.0	0/0	0	0	0
11/8	at Cincinnati	1	1	4	0	4	1.0	8.0	0/0	1	0	0
11/14	NEW ENGLAND	1	1	3	1	4	0.0	0.0	0/0	0	0	0
11/21	OAKLAND	1	1	3	0	3	2.0	19.0	1/0	0	1	0
11/28	at Buffalo	1	1	5	2	7	1.0	7.0	0/0	0	1	0
12/5	at Baltimore	1	1	7	2	9	0.0	0.0	0/0	0	0	0
12/12	CINCINNATI	1	1	7	2	9	0.0	0.0	0/0	0	0	0
12/19	N.Y. JETS	1	1	6	3	9	0.0	0.0	0/0	0	0	0
12/23	CARDOLINA	1	1	1	2	3	0.5	3.0	0/0	1	0	0
1/2	at Cleveland	1	1	3	1	4	0.0	0.0	0/0	0	0	0
SEASON TOTALS		16	16	73	27	100	10.5	72.0	2/2	3	6	1

POSTSEASON

1/15	BALTIMORE	1	1	4	3	7	3.0	21.0	0/0	2	0	0
1/23	N.Y. JETS	1	1	5	2	7	0.0	0.0	0/0	0	0	0
2/6	vs. Green Bay	1	1	1	0	1	1.0	6.0	0/0	0	0	0
POSTSEASON TOTALS		3	3	10	5	15	4.0	27.0	0/0	2	0	0

> HARRISON'S 2009 GAME-BY-GAME STATISTICS

Date	Opponent	GP	GS	T	AT	TOT	Sacks	Yds	Int/Yds	PD	FF	FR
9/10	TENNESSEE	1	1	4	0	4	0.0	0.0	0/0	1	1	0
9/20	at Chicago	1	1	2	1	3	0.0	0.0	0/0	0	1	0

HARRISON'S 2009 GAME-BY-GAME STATISTICS (Continued)

Date	Opponent	GP	GS	T	AT	TOT	Sacks	Yds	Int/Yds	PD	FF	FR
9/27	at Cincinnati	1	1	3	1	4	1.0	0.0	0/0	1	0	0
10/4	SAN DIEGO	1	1	5	0	5	2.0	10.0	0/0	0	1	0
10/11	at Detroit	1	1	4	1	5	3.0	24.0	0/0	0	1	0
10/18	CLEVELAND	1	1	2	2	4	0.0	0.0	0/0	0	0	1
10/25	MINNESOTA	1	1	6	1	7	2.0	14.0	0/0	0	0	0
11/9	at Denver	1	1	6	1	7	0.0	0.0	0/0	0	0	0
11/15	CINCINNATI	1	1	1	2	3	1.0	10.0	0/0	0	0	0
11/22	at Kansas City	1	1	3	3	6	1.0	4.0	0/0	0	0	1
11/29	at Baltimore	1	1	1	2	3	0.0	0.0	0/0	0	0	0
12/6	OAKLAND	1	1	4	4	8	0.0	0.0	0/0	0	0	0
12/10	at Cleveland	1	1	4	1	5	0.0	0.0	0/0	0	0	0
12/20	GREEN BAY	1	1	1	0	1	0.0	0.0	0/0	0	0	0
12/27	BALTIMORE	1	1	3	1	4	0.0	0.0	0/0	0	1	0
1/3	at Miami	1	1	4	0	4	0.0	0.0	0/0	0	0	0
SEASON TOTALS		16	16	53	20	73	10.0	62.0	0/0	2	5	2

HARRISON'S 2008 GAME-BY-GAME STATISTICS

Date	Opponent	GP	GS	T	AT	TOT	Sacks	Yds	Int/Yds	PD	FF	FR
9/7	HOUSTON	1	1	7	3	10	3.0	20.0	0/0	0	1	0
9/14	at Cleveland	1	1	4	0	4	0.0	0.0	0/0	0	0	0
9/21	at Philadelphia	1	1	4	1	5	0.0	0.0	0/0	0	0	0
9/29	BALTIMORE	1	1	8	0	8	2.5	30.0	0/0	0	1	0
10/5	at Jacksonville	1	1	4	0	4	1.0	6.0	0/0	0	1	0
10/19	at Cincinnati	1	1	6	2	8	2.0	21.0	0/0	1	0	0
10/26	N.Y. GIANTS	1	1	0	2	2	0.0	0.0	0/0	0	0	0
11/3	at Washington	1	1	5	4	9	1.5	13.5	0/0	0	0	0
11/9	INDIANAPOLIS	1	1	8	3	11	1.0	1.0	0/0	0	0	0
11/16	SAN DIEGO	1	1	2	3	5	1.0	3.0	1/33	1	1	0
11/20	CINCINNATI	1	1	4	1	5	0.0	0.0	0/0	0	0	0
11/30	at New England	1	1	6	2	8	2.0	8.0	0/0	0	2	0
12/7	DALLAS	1	1	6	1	7	1.0	2.0	0/0	0	1	0
12/14	at Baltimore	1	1	1	6	7	0.0	0.0	0/0	0	0	0
12/21	at Tennessee	1	1	3	4	7	1.0	10.0	0/0	0	0	0
12/28	CLEVELAND						INACTIVE					
SEASON TOTALS		15	15	68	32	100	16.0	114.5	1/33	2	7	0

POSTSEASON

1/11	SAN DIEGO	1	1	2	1	3	1.0	7.0	0/0	0	0	0
1/18	BALTIMORE	1	1	5	1	6	0.0	0.0	0/0	0	0	0
2/1	vs. Arizona	1	1	3	1	4	0.0	0.0	1/100t	1	0	0
POSTSEASON TOTALS		3	3	10	3	13	1.0	7.0	1/100t	1	0	0

HARRISON'S 2007 GAME-BY-GAME STATISTICS

Date	Opponent	GP	GS	T	AT	TOT	Sacks	Yds	Int/Yds	PD	FF	FR
9/09	at Cleveland	1	1	7	0	7	0.5	5.0	0/0	0	0	0
9/16	BUFFALO	1	1	1	0	1	1.0	7.0	0/0	0	0	0
9/23	SAN FRANCISCO	1	1	4	0	4	0.0	0.0	0/0	0	0	0
9/30	at Arizona	1	1	2	1	3	0.5	4.0	0/0	0	0	1
10/07	SEATTLE	1	1	5	1	6	0.0	0.0	0/0	0	0	0
10/21	at Denver	1	1	7	1	8	1.0	3.0	0/0	0	0	0
10/28	at Cincinnati	1	1	5	2	7	0.0	0.0	0/0	0	1	1
11/5	BALTIMORE	1	1	8	1	9	3.5	25.5	1/20	1	2	1
11/11	CLEVELAND	1	1	3	1	4	0.0	0.0	0/0	0	2	0
11/18	at N.Y. Jets	1	1	4	0	4	1.0	9.0	0/0	0	0	0
11/26	MIAMI	1	1	2	0	2	1.0	5.0	0/0	0	1	0
12/2	CINCINNATI	1	1	3	1	4	0.0	0.0	0/0	0	0	0
12/9	at New England	1	1	3	1	4	0.0	0.0	0/0	0	0	0
12/16	JACKSONVILLE	1	1	5	2	7	0.0	0.0	0/0	0	0	0
12/20	at St. Louis	1	1	2	1	3	0.0	0.0	0/0	1	0	0
12/30	at Baltimore	1	1	6	1	7	0.0	0.0	0/0	0	0	0
SEASON TOTALS		16	16	67	13	80	8.5	58.5	1/20	2	6	3

JAMES HARRISON

➤ HARRISON'S 2007 GAME-BY-GAME STATISTICS (Continued)

POSTSEASON

Date	Opponent	GP	GS	T	AT	TOT	Sacks	Yds	Int/Yds	PD	FF	FR
1/5	JACKSONVILLE	1	1	4	4	8	1.5	11.0	0/0	3	0	0
POSTSEASON TOTALS		1	1	4	4	8	1.5	11.0	0/0	3	0	0

➤ HARRISON'S 2006 GAME-BY-GAME STATISTICS

Date	Opponent	GP	GS	T	AT	TOT	Sacks	Yds	Int/Yds	PD	FF	FR
9/7	MIAMI	1	0	0	0	0	0.0	0.0	0/0	0	0	0
9/18	at Jacksonville	1	0	0	0	0	0.0	0.0	0/0	0	0	0
9/24	CINCINNATI	1	0	0	0	0	0.0	0.0	0/0	0	0	0
10/8	at San Diego	1	0	0	0	0	0.0	0.0	0/0	0	0	0
10/15	KANSAS CITY						INACTIVE					
10/22	at Atlanta						INACTIVE					
10/29	at Oakland						INACTIVE					
11/5	DENVER						INACTIVE					
11/12	NEW ORLEANS						INACTIVE					
11/19	at Cleveland	1	0	0	0	0	0.0	0.0	0/0	0	0	0
11/26	at Baltimore	1	0	0	0	0	0.0	0.0	0/0	0	0	0
12/3	TAMPA BAY	1	0	1	1	2	0.0	0.0	0/0	0	0	0
12/7	CLEVELAND	1	0	0	0	0	0.0	0.0	0/0	0	0	0
12/17	at Carolina	1	0	0	1	1	0.0	0.0	0/0	0	0	0
12/24	BALTIMORE	1	0	0	2	2	0.0	0.0	0/0	0	0	0
12/31	at Cincinnati	1	1	3	0	3	0.0	0.0	0/0	0	0	0
SEASON TOTALS		11	1	4	4	8	0.0	0.0	0/0	0	0	0

➤ HARRISON'S 2005 GAME-BY-GAME STATISTICS

Date	Opponent	GP	GS	T	AT	TOT	Sacks	Yds	Int/Yds	PD	FF	FR
9/11	TENNESSEE	1	0	2	0	2	0.0	0.0	0/0	0	0	0
9/18	at Houston	1	0	1	0	1	1.0	4.0	0/0	0	0	0
9/25	NEW ENGLAND	1	0	1	0	1	1.0	8.0	0/0	0	0	0
10/2	at San Diego	1	1	4	2	6	0.0	0.0	1/25	1	0	0
10/16	JACKSONVILLE	1	1	6	1	7	1.0	7.0	0/0	0	0	0
10/23	at Cincinnati	1	1	3	2	5	0.0	0.0	0/0	1	0	0
10/31	BALTIMORE	1	0	2	0	2	0.0	0.0	0/0	0	0	0
11/6	at Green Bay	1	0	1	0	1	0.0	0.0	0/0	0	0	0
11/13	CLEVELAND	1	0	1	1	2	0.0	0.0	0/0	0	0	0
11/20	at Baltimore	1	0	0	2	2	0.0	0.0	0/0	0	0	0
11/28	at Indianapolis	1	0	0	0	0	0.0	0.0	0/0	0	0	0
12/4	CINCINNATI	1	0	0	0	0	0.0	0.0	0/0	0	0	0
12/11	CHICAGO	1	0	0	0	0	0.0	0.0	0/0	0	0	0
12/18	at Minnesota	1	0	0	1	1	0.0	0.0	0/0	0	0	0
12/24	at Cleveland	1	0	0	0	0	0.0	0.0	0/0	0	0	0
1/1/06	DETROIT	1	0	0	0	0	0.0	0.0	0/0	0	0	0
SEASON TOTALS		16	3	21	9	30	3.0	19.0	1/25	2	0	0

POSTSEASON

1/8	at Cincinnati	1	0	0	0	0	0.0	0.0	0/0	0	0	0
1/15	at Indianapolis						INACTIVE					
1/22	at Denver						INACTIVE					
2/5	vs. Seattle	1	0	0	0	0	0.0	0.0	0/0	0	0	0
POSTSEASON TOTALS		2	0	0	0	0	0.0	0.0	0/0	0	0	0

➤ HARRISON'S 2004 GAME-BY-GAME STATISTICS

Date	Opponent	GP	GS	T	AT	TOT	Sacks	Yds	Int/Yds	PD	FF	FR
9/12	OAKLAND	1	0	0	0	0	0.0	0.0	0/0	0	0	0
9/19	at Baltimore	1	0	0	0	0	0.0	0.0	0/0	0	0	0
9/26	at Miami	1	0	0	0	0	0.0	0.0	0/0	0	0	0
10/3	CINCINNATI	1	0	0	0	0	0.0	0.0	0/0	0	0	0
10/10	CLEVELAND	1	0	0	0	0	0.0	0.0	0/0	0	0	0
10/17	at Dallas	1	0	0	0	0	0.0	0.0	0/0	0	0	0
10/31	NEW ENGLAND	1	0	0	0	0	0.0	0.0	0/0	0	0	0
11/7	PHILADELPHIA	1	0	0	0	0	0.0	0.0	0/0	0	0	0

> HARRISON'S 2004 GAME-BY-GAME STATISTICS (Continued)

Date	Opponent	GP	GS	T	AT	TOT	Sacks	Yds	Int/Yds	PD	FF	FR
11/14	at Cleveland	1	1	5	1	6	1.0	3.0	0/0	1	0	0
11/21	at Cincinnati	1	0	0	0	0	0.0	0.0	0/0	0	0	0
11/28	WASHINGTON	1	0	0	0	0	0.0	0.0	0/0	0	0	0
12/5	at Jacksonville	1	0	0	0	0	0.0	0.0	0/0	0	0	0
12/12	N.Y. JETS	1	0	4	2	6	0.0	0.0	0/0	0	0	0
12/18	at N.Y. Giants	1	1	2	3	5	0.0	0.0	0/0	1	0	0
12/26	BALTIMORE	1	1	4	1	5	0.0	0.0	0/0	2	0	0
1/2	at Buffalo	1	1	3	0	3	0.0	0.0	0/0	0	0	1
SEASON TOTALS		16	4	18	7	25	1.0	3.0	0/0	4	0	1

POSTSEASON

1/15	N.Y. JETS	1	0	0	0	0	0.0	0.0	0/0	0	0	0
1/23	NEW ENGLAND	1	0	0	0	0	0.0	0.0	0/0	0	0	0
POSTSEASON TOTALS		2	0	0	0	0	0.0	0.0	0/0	0	0	0

> HARRISON'S CAREER TOTALS

REGULAR SEASON

Year	Team	GP	GS	T	AT	TOT	Sacks	Yds	Int/Yds	PD	FF	FR
2002	Pittsburgh	1	0	0	0	0	0.0	0.0	0/0	0	0	0
2003	Pittsburgh	0	0	0	0	0	0.0	0.0	0/0	0	0	0
2004	Pittsburgh	16	4	18	7	25	1.0	3.0	0/0	4	0	1
2005	Pittsburgh	16	3	21	9	30	3.0	19.0	1/25	2	0	0
2006	Pittsburgh	11	1	4	4	8	0.0	0.0	0/0	0	0	0
2007	Pittsburgh	16	16	67	13	80	8.5	58.5	1/20	2	6	3
2008	Pittsburgh	15	15	68	32	100	16.0	114.5	1/33	2	7	0
2009	Pittsburgh	16	16	53	20	73	10.0	62.0	0/0	2	5	2
2010	Pittsburgh	16	16	73	27	100	10.5	72.0	2/2	3	6	1
2011	Pittsburgh	11	11	49	13	62	9.0	54.0	0/0	1	2	0
2012	Pittsburgh	13	13	52	19	71	6.0	26.0	0/0	0	2	0
2013	Cincinnati	15	10	16	14	30	2.0	2.0	1/9	1	0	1
2014	Pittsburgh	11	4	28	17	45	5.5	35.0	0/0	0	0	0
NFL TOTALS		157	109	449	175	624	71.5	441.5	6/89	17	28	8
STEELERS TOTALS		142	99	433	161	594	69.5	439.5	5/80	16	28	7

Special Teams Tackles (82): 25 in '04, 18 in '05, 15 in '06, 12 in '07 and 12 in '08.

Additional Statistics: Scored a touchdown on an 18-yard fumble recovery at Buffalo in the 2004 season (1/2/05)...on special teams, blocked a punt at Cleveland (12/24/05), blocked a punt 12/17/06 at Carolina and forced a fumble vs. Baltimore (11/5/07).

REGULAR-SEASON SINGLE-GAME HIGHS:

Total Tackles: 14, vs. Cleveland, 10/17/10; Solo Tackles: 9, vs. Cleveland, 10/17/10; Sacks: 3.5, vs. Baltimore, 11/5/07; Sack Yards: 30.0, vs. Baltimore, 9/29/08; Interceptions: 1, six times, last vs. Cleveland, 11/17/13; Interception Yards: 33, vs. San Diego, 11/16/08; Passes Defended: 2, vs. Baltimore, 12/26/04; Forced Fumbles: 3, vs. Baltimore, 11/5/07; Fumble Recoveries: 1, eight times, last at Baltimore, 11/10/13.

POSTSEASON

Year	Team	GP	GS	T	AT	TOT	Sacks	Yds	Int/Yds	PD	FF	FR
2002	Pittsburgh	0	0	0	0	0	0.0	0.0	0/0	0	0	0
2004	Pittsburgh	2	0	0	0	0	0.0	0.0	0/0	0	0	0
2005	Pittsburgh	2	0	0	0	0	0.0	0.0	0/0	0	0	0
2007	Pittsburgh	1	1	4	4	8	1.5	11.0	0/0	3	0	0
2008	Pittsburgh	3	3	10	3	13	1.0	7.0	1/100t	1	0	0
2010	Pittsburgh	3	3	10	5	15	4.0	27.0	0/0	2	0	0
2011	Pittsburgh	1	1	4	1	5	0.0	0.0	0/0	0	0	0
2013	Cincinnati	1	0	3	0	3	0.0	0.0	0/0	0	0	0
2014	Pittsburgh	1	1	0	2	2	0.0	0.0	0/0	0	0	0
NFL TOTALS		14	9	31	15	46	6.5	45.0	1/100t	6	0	0
STEELERS TOTALS		13	8	28	15	43	6.5	45.0	1/100t	6	0	0

Career Postseason Special Teams Tackles (11): 5 in '04, 4 in '05 and 2 in '07.



Ethan Hemer *DE*

HEIGHT: 6-6
WEIGHT: 285
COLLEGE: Wisconsin
BORN: March 30, 1991

BIRTHPLACE: Medford, Wisc.
HOW ACQUIRED: FA - '14
NFL EXPERIENCE: 1st year

PRO [0-0/0-0]: Signed a Reserve/Future contract with the Steelers on January 5, 2015... added to the Steelers' practice squad on November 14, 2014...released from the Steelers' practice squad on November 5, 2014...added to the Steelers' practice squad on October 15, 2014...released by the Steelers on August 30, 2014...originally signed with the Steelers as an undrafted rookie free agent on May 10, 2014.

2014 [0-0/0-0]: Spent portions of the season on the Steelers' practice squad.

COLLEGE Played in 54 games with 42 starts at Wisconsin...finished with 92 tackles (43 solo), six TFLs, two sacks, one fumble recovery and six passes defended...majored in elementary education. **2013:** Played in all 13 games with eight starts...recorded seven tackles (six solo), two TFLs, two passes defended and recovered one fumble...registered two tackles in the Capital One Bowl vs. South Carolina...made a season-high three tackles, including one tackle for loss at Iowa. **2012:** Started all 14 games for the second consecutive season...finished the season with 24 tackles (14 solo), 2.5 TFLs, one sack and three passes defended...made two tackles in the Rose Bowl against Stanford...registered one tackle, including one TFL and one sack vs. Illinois...tallied five tackles and

0.5 TFL vs. UTEP. **2011:** Appeared in and started all 14 games for the first time in his career...registered two tackles in the Rose Bowl vs. Oregon...made a season-high five tackles in the Big Ten Championship game vs. Michigan State...recorded his first career sack against Michigan State in the regular season and also added one tackle...tallied four tackles against UNLV and was named Wisconsin's defensive player of the week for his effort. **2010:** Played in all 13 games, starting the final six games of the season...made two tackles in the Rose Bowl vs. TCU...recorded a career-high six tackles in his first career start at Iowa and was named Wisconsin's co-defensive player of the week. **2009:** Redshirted...named Wisconsin's defensive scout team player of the week vs. Purdue.

PERSONAL Attended Medford High School (Medford, Wisc.), playing football for head coach Ted Wilson...was a first-team all-state selection (WFCAs, Wisconsin Preps) as a senior...garnered second-team all-state selection from The Associated Press as well as first-team all-region, all-area and all-conference honors...named conference player of the year as a senior...was a team captain whose career totals included 146 tackles, 47 TFLs and 11.0 sacks...member of the National Honor Society...son of Jeff and Kathy Hemer...Full name: Ethan John Hemer.



> Cameron Heyward *DE*

HEIGHT: 6-5
WEIGHT: 288
COLLEGE: Ohio State
BORN: May 6, 1989

BIRTHPLACE: Pittsburgh, Pa.
HOW ACQUIRED: D1 - '11 (#31)
NFL EXPERIENCE: 5th year

CAREER HIGHLIGHTS

- > Since entering the NFL, he has appeared in 64 consecutive games tying for the third-longest active consecutive games played streak among defensive ends in the NFL.
- > Set a career-high with 7.5 sacks in 2014, becoming the team's first defensive lineman to lead or tie for the team-lead in sacks since Aaron Smith (2004).
- > Recipient of the 2014 Pro Football Writers' "The Chief Award," which was established in honor of the Steelers' founder, Arthur J. Rooney, Sr., and is presented annually to the Steeler that best exemplifies the spirit of cooperation with the media.

PRO [64-29/2-1]: Originally drafted by the Steelers in the first round (31st overall) of the 2011 NFL Draft.

2014 [16-16/1-1]: Started all 16 games at DE in the regular season for the first time in his career...set a career-high with 7.5 sacks on the season...started at DE in the lone postseason contest.

9/7 vs. Cleveland: Started at DE for the first time in a season opener...recorded a sack on QB Brian Hoyer for a six-yard loss on the Browns' final drive of the game...led the defensive line with five tackles...tied for the team-lead with three QB pressures.

9/11 at Baltimore: Finished second among defensive linemen with five tackles...played in his 50th career contest.

9/21 at Carolina: Led the team with a season-high four QB pressures...was part of a defensive line that held the Panthers to 10 rushing yards in the first half.

9/28 vs. Tampa Bay: Sacked QB Mike Glennon for a loss of 15 yards.

10/12 at Cleveland: Recorded a sack on Cleveland's first possession.

11/9 at N.Y. Jets: Recorded a sack in the second quarter...totaled a season-high six tackles.

12/7 at Cincinnati: Registered a sack on QB Andy Dalton.

12/21 vs. Kansas City: Recorded 1.5 sacks, his first multi-sack game of his career and the first Steelers' DE to record a multi-sack game since Brett Keisel (12/23/12 vs. Cincinnati).

12/28 vs. Cincinnati: Sacked Dalton for a loss of seven yards...recorded sacks in back-to-back games for the second time in his career (11/3-11/10, 2013)...totaled a season-best seven tackles.

2013 [16-13]: Played in all 16 games, making 13 starts...recorded 5.0 sacks on the season.

9/8 vs. Tennessee: Finished tied for second on the team with three QB pressures.

9/16 at Cincinnati: Finished second on the team with three QB pressures.

9/22 vs. Chicago: Started his first career NFL contest.

9/29 vs. Minnesota (London): Tied for the team-lead with two QB pressures.

10/13 at N.Y. Jets: Led the team with a career-high six QB pressures.

10/20 vs. Baltimore: Led the defensive line with two QB pressures.

10/27 at Oakland: Recorded nine tackles.

11/3 at New England: Sacked QB Tom Brady for a loss of eight yards to force a third-and-goal from the Pittsburgh 17-yard line that they did not convert...marked his first sack of the season...finished second on the team with three QB pressures.

11/10 vs. Buffalo: Recorded a sack for a loss of 11 yards...marked the first time in his career that he registered a sack in back-to-back games...led the defensive line with five tackles.

11/17 vs. Detroit: Led the defensive line with seven tackles...recorded a career-high two pass breakups.

CAMERON HEYWARD

11/24 at Cleveland: Sacked QB Jason Campbell on third-and-two early in the second quarter for a seven-yard loss...recovered a fumble that was forced by S Troy Polamalu...marked his first career fumble recovery.

12/8 vs. Miami: Recorded a team-high and career-high 12 tackles...sacked QB Ryan Tannehill for a loss of eight yards.

12/15 vs. Cincinnati: Tied for the team-high with three QB pressures.

12/22 at Green Bay: Led the defensive line with six tackles.

12/29 vs. Cleveland: Led the team with three QB pressures...added his fifth sack of the season.

2012 (16-0): Saw action at DE and on special teams in all 16 contests...finished with 22 tackles and 1.5 sacks.

9/16 vs. N.Y. Jets: Recorded his second career sack, taking down QB Mark Sanchez.

11/18 vs. Baltimore: Saw increased action at DE in place of injured DE Ziggy Hood...led the defensive line with five tackles.

12/9 vs. San Diego: Tallied one QB pressure and two tackles.

12/30 vs. Cleveland: Recorded a half-sack on QB Thad Lewis to give him 1.5 sacks on the season...added two QB pressures.

2011 (16-0/1-0): Saw action in all 16 regular-season games, and the lone postseason contest on special teams and on the defensive line in his rookie season...had nine tackles, one sack, two pass breakups and one forced fumble...added three tackles in the postseason contest at Denver.

9/11 at Baltimore: Saw action at DE and on special teams in his first career game...had one tackle.

9/25 at Indianapolis: Recorded first career QB pressure and first career pass breakup.

10/9 vs. Tennessee: Finished with one tackle and two QB pressures...registered his first career sack and forced fumble on an eight-yard sack in the fourth quarter.

10/23 at Arizona: Registered one QB pressure.

11/27 at Kansas City: Logged two tackles.

12/4 vs. Cincinnati: Saw action on special teams and on defense...blocked his first career kick, a potential 33-yarder by K Mike Nugent...marked the first blocked field goal for Pittsburgh in 43 games (9/10/09 vs. Tennessee).

12/8 vs. Cleveland: Recorded one QB pressure.

12/24 vs. St. Louis: Registered a season-high three tackles.

AFC Wild Card Game 1/8 at Denver: Saw increased action at DE in place of injured DE Brett Keisel...had three tackles and one QB pressure.

COLLEGE Started 46-of-52 games at Ohio State, missing just one start in his final 46 appearances...recorded 163 tackles (78 solo) with 15.0 sacks for minus 98 yards, 37.5 stops for losses totaling 150 yards and six quarterback pressures...recovered two fumbles, including one in the end zone for a touchdown...gained 80 yards on a pass theft and broke up five other throws...also caused two fumbles...his 80-yard fumbled interception return vs. Miami in 2010 ranks as the seventh-longest return by a Buckeye in school annals and the longest run back by a defensive lineman...majored in human development. **2010:** Started all 13 games at DE...served as a team captain...earned first-team All-Big Ten Conference honors...Lombardi Award semifinalist and Lott Trophy quarterfinalist...was also named to the Nagurski and Hendricks Awards preseason watch lists...recipient of the Bill Willis Award, given by the OSU coaches to the team's Outstanding Defensive Player...recorded a career-best 48 tackles (23 solo) that included three sacks for minus 25 yards and three quarterback pressures, as he tied for fifth in the conference with 13.0 stops for losses of 42 yards...had a pass deflection, an interception and a fumble recovery. **2009:** Saw action in 13 games, starting 12 of them at DE...earned All-Big Ten Conference second team honors...was the recipient of the Jack Stephenson Award, given by the coaching staff to the team's Outstanding Defensive Lineman...nominated for the Lombardi Award...recorded 46 tackles (21 solo) with 6.5 sacks for minus 43 yards...registered 10 stops for losses totaling 53 yards and posted a pair of QB pressures...also recovered a fumble. **2008:** Started all 13 games as a sophomore, rotating on the strong-side between end and tackle...registered 36 tackles (13 solo) with three sacks for minus 21 yards and one quarterback pressure...tied for 21st in the Big Ten Conference with 4.5 stops for losses totaling 22 yards...

also caused a fumble and deflected a pass. **2007:** Saw action in all 13 games, starting the final eight games at DE...earned Freshman All-American honors from *Rivals.com*, *Scout.com* and *The Sporting News*...also named by TSN to the Freshman All-Big Ten Conference squad...made 33 tackles (21 solo) with 2.5 sacks for minus 9 yards, as his ten stops for losses of 33 yards ranked 21st in the league...caused a fumble and deflected three passes.

PERSONAL Attended Peachtree Ridge High School (Suwanee, Ga.)... received a four-star prospect rating from *Rivals.com*...that recruiting service ranked him as the seventh-best overall prospect in the state of Georgia and the 13th best

defensive tackle in the nation...Scout.com ranked him 15th overall in the state and 20th nationally at his position...a scholar-athlete, Heyward was named the 2006 Georgia Class 5A Defensive Player of the Year, helping Peachtree Ridge capture the state championship that season...produced 103 tackles with 12 quarterback sacks as a sophomore, adding two sacks with 48 stops as a junior before ending his prep career with 88 tackles and eleven sacks during his senior campaign...graduated with a 3.2 grade point average...son of former NFL and Pitt running back Craig "Ironhead" Heyward and Charlotte Heyward-Blackwell...Cameron's stepfather, Cory Blackwell, played football at Wisconsin...married to Allie...started his foundation, "The Heyward House" in May of 2015...Full name: Cameron Phillips Heyward.

HEYWARD'S 2014 GAME-BY-GAME STATISTICS

Date	Opponent	GP	GS	T	AT	TOT	Sacks	Yds	Int/Yds	PD	FF	FR
9/7	CLEVELAND	1	1	3	2	5	1.0	6.0	0/0	0	0	0
9/11	at Baltimore	1	1	4	1	5	0.0	0.0	0/0	0	0	0
9/21	at Carolina	1	1	2	1	3	0.0	0.0	0/0	0	0	0
9/28	TAMPA BAY	1	1	2	1	3	1.0	15.0	0/0	0	0	0
10/5	at Jacksonville	1	1	2	0	2	0.0	0.0	0/0	0	0	0
10/12	at Cleveland	1	1	2	2	4	1.0	7.0	0/0	0	0	0
10/20	HOUSTON	1	1	3	0	3	0.0	0.0	0/0	0	0	0
10/26	INDIANAPOLIS	1	1	0	0	0	0.0	0.0	0/0	1	0	0
11/2	BALTIMORE	1	1	2	0	2	0.0	0.0	0/0	0	0	0
11/9	at N.Y. Jets	1	1	4	2	6	1.0	0.0	0/0	0	0	0
11/17	at Tennessee	1	1	1	0	1	0.0	0.0	0/0	0	0	0
11/30	NEW ORLEANS	1	1	3	1	4	0.0	0.0	0/0	1	0	0
12/7	at Cincinnati	1	1	1	3	4	1.0	2.0	0/0	0	0	0
12/14	at Atlanta	1	1	1	1	2	0.0	0.0	0/0	1	0	0
12/21	KANSAS CITY	1	1	2	2	4	1.5	10.0	0/0	0	0	0
12/28	CINCINNATI	1	1	6	1	7	1.0	7.0	0/0	1	0	0
SEASON TOTALS		16	16	38	17	55	7.5	47.0	0/0	4	0	0

POSTSEASON

1/3	BALTIMORE	1	1	2	0	2	0.0	0.0	0/0	0	0	0
POSTSEASON TOTALS		1	1	2	0	2	0.0	0.0	0/0	0	0	0

HEYWARD'S 2013 GAME-BY-GAME STATISTICS

Date	Opponent	GP	GS	T	AT	TOT	Sacks	Yds	Int/Yds	PD	FF	FR
9/8	TENNESSEE	1	0	1	1	2	0.0	0.0	0/0	0	0	0
9/16	at Cincinnati	1	0	2	0	2	0.0	0.0	0/0	1	0	0
9/22	CHICAGO	1	1	0	0	0	0.0	0.0	0/0	0	0	0
9/29	vs. Minnesota	1	0	1	1	2	0.0	0.0	0/0	1	0	0
10/13	at N.Y. Jets	1	1	2	0	2	0.0	0.0	0/0	0	0	0
10/20	BALTIMORE	1	1	1	0	1	0.0	0.0	0/0	0	0	0
10/27	at Oakland	1	1	7	2	9	0.0	0.0	0/0	1	0	0
11/3	at New England	1	1	2	0	2	1.0	8.0	0/0	0	0	0
11/10	BUFFALO	1	1	5	0	5	1.0	11.0	0/0	0	0	0
11/17	DETROIT	1	1	6	1	7	0.0	0.0	0/0	2	0	0
11/24	at Cleveland	1	1	1	1	2	1.0	7.0	0/0	0	0	1
11/28	at Baltimore	1	1	3	1	4	0.0	0.0	0/0	0	0	0
12/8	MIAMI	1	1	8	4	12	1.0	8.0	0/0	1	0	0
12/15	CINCINNATI	1	1	1	3	4	0.0	0.0	0/0	0	0	0
12/22	at Green Bay	1	1	3	3	6	0.0	0.0	0/0	1	0	0
12/29	CLEVELAND	1	1	2	1	3	1.0	7.0	0/0	0	0	0
SEASON TOTALS		16	13	45	18	63	5.0	41.0	0/0	7	0	1

CAMERON HEYWARD

> HEYWARD'S 2012 GAME-BY-GAME STATISTICS

Date	Opponent	GP	GS	T	AT	TOT	Sacks	Yds	Int/Yds	PD	FF	FR
9/9	at Denver	1	0	1	1	2	0.0	0.0	0/0	0	0	0
9/16	N.Y. JETS	1	0	1	0	1	1.0	3.0	0/0	0	0	0
9/23	at Oakland	1	0	0	0	0	0.0	0.0	0/0	0	0	0
10/7	PHILADELPHIA	1	0	0	0	0	0.0	0.0	0/0	0	0	0
10/11	at Tennessee	1	0	0	0	0	0.0	0.0	0/0	0	0	0
10/21	at Cincinnati	1	0	1	1	2	0.0	0.0	0/0	0	0	0
10/28	WASHINGTON	1	0	2	0	2	0.0	0.0	0/0	0	0	0
11/4	at N.Y. Giants	1	0	0	0	0	0.0	0.0	0/0	0	0	0
11/12	KANSAS CITY	1	0	0	0	0	0.0	0.0	0/0	0	0	0
11/18	BALTIMORE	1	0	5	0	5	0.0	0.0	0/0	0	0	0
11/25	at Cleveland	1	0	0	1	1	0.0	0.0	0/0	0	0	0
12/2	at Baltimore	1	0	1	0	1	0.0	0.0	0/0	0	0	0
12/9	SAN DIEGO	1	0	2	0	2	0.0	0.0	0/0	0	0	0
12/16	at Dallas	1	0	1	0	1	0.0	0.0	0/0	0	0	0
12/23	CINCINNATI	1	0	1	1	2	0.0	0.0	0/0	0	0	0
12/30	CLEVELAND	1	0	2	1	3	0.5	2.0	0/0	0	0	0
SEASON TOTALS		16	0	17	5	22	1.5	5.0	0/0	0	0	0

> HEYWARD'S 2011 GAME-BY-GAME STATISTICS

Date	Opponent	GP	GS	T	AT	TOT	Sacks	Yds	Int/Yds	PD	FF	FR
9/11	at Baltimore	1	0	0	1	1	0.0	0.0	0/0	0	0	0
9/18	SEATTLE	1	0	0	0	0	0.0	0.0	0/0	0	0	0
9/25	at Indianapolis	1	0	0	0	0	0.0	0.0	0/0	0	0	0
10/2	at Houston	1	0	1	0	1	0.0	0.0	0/0	0	0	0
10/9	TENNESSEE	1	0	1	0	1	1.0	8.0	0/0	0	1	0
10/16	JACKSONVILLE	1	0	1	0	1	0.0	0.0	0/0	0	0	0
10/23	at Arizona	1	0	0	0	0	0.0	0.0	0/0	0	0	0
10/30	NEW ENGLAND	1	0	0	0	0	0.0	0.0	0/0	0	0	0
11/6	BALTIMORE	1	0	0	0	0	0.0	0.0	0/0	0	0	0
11/13	at Cincinnati	1	0	0	0	0	0.0	0.0	0/0	0	0	0
11/27	at Kansas City	1	0	1	1	2	0.0	0.0	0/0	0	0	0
12/4	CINCINNATI	1	0	0	0	0	0.0	0.0	0/0	0	0	0
12/8	CLEVELAND	1	0	0	0	0	0.0	0.0	0/0	0	0	0
12/19	at San Francisco	1	0	0	0	0	0.0	0.0	0/0	1	0	0
12/24	ST. LOUIS	1	0	2	1	3	0.0	0.0	0/0	0	0	0
1/1	at Cleveland	1	0	0	0	0	0.0	0.0	0/0	0	0	0
SEASON TOTALS		16	0	6	3	9	1.0	8.0	0/0	1	1	0

POSTSEASON

1/8	at Denver	1	0	3	0	3	0.0	0.0	0/0	0	0	0
POSTSEASON TOTALS		1	0	3	0	3	0.0	0.0	0/0	0	0	0

> HEYWARD'S CAREER TOTALS

REGULAR SEASON

Year	Team	GP	GS	T	AT	TOT	Sacks	Yds	Int/Yds	PD	FF	FR
2011	Pittsburgh	16	0	6	3	9	1.0	8.0	0/0	1	1	0
2012	Pittsburgh	16	0	17	5	22	1.5	5.0	0/0	0	0	0
2013	Pittsburgh	16	13	45	18	63	5.0	41.0	0/0	7	0	1
2014	Pittsburgh	16	16	38	17	55	7.5	47.0	0/0	4	0	0
NFL TOTALS		64	29	106	43	149	15.0	101.0	0/0	12	1	1

Additional Statistics: Blocked his first career field goal vs. Cincinnati [12/4/11].

REGULAR-SEASON SINGLE-GAME HIGHS:

Total Tackles: 12, vs. Miami, 12/8/13; Solo Tackles: 8, vs. Miami, 12/8/13; Sacks: 1.5, vs. Kansas City, 12/21/14; Sack Yards: 15.0, vs. Tampa Bay, 9/28/14; Passes Defended: 2, Detroit, 11/17/13; Forced Fumbles: 1, vs. Tennessee, 10/9/11; Fumble Recoveries: 1, at Cleveland, 11/24/13.

POSTSEASON

Year	Team	GP	GS	T	AT	TOT	Sacks	Yds	Int/Yds	PD	FF	FR
2011	Pittsburgh	1	0	3	0	3	0.0	0.0	0/0	0	0	0
2014	Pittsburgh	1	1	2	0	2	0.0	0.0	0/0	0	0	0
NFL TOTALS		2	1	5	0	5	0.0	0.0	0/0	0	0	0



> Darrius Heyward-Bey *WR*

HEIGHT: 6-2
WEIGHT: 219
COLLEGE: Maryland
BORN: Feb. 26, 1987

BIRTHPLACE: Silver Spring, Md.
HOW ACQUIRED: UFA - '14
(from Indianapolis)
NFL EXPERIENCE: 7th year

PRO [88-65/2-0]: Re-signed a one-year contract with the Steelers on March 26, 2015...signed a one-year contract with the Steelers as an unrestricted free agent (from Indianapolis) on April 2, 2014...signed a one-year contract with the Colts on April 1, 2013...released by the Oakland Raiders on March 12, 2013...originally selected by the Raiders in first round (seventh overall) of the 2009 NFL Draft.

2014 [16-1/1-0] (Pit): Saw action on special teams in all 16 games in the regular season...also saw action in the lone postseason contest...totaled five special teams tackles (two, 12/21 vs. Kansas City, and one, 10/26 vs. Indianapolis, 11/9 at N.Y. Jets and 12/7 at Cincinnati).

9/7 vs. Cleveland: Made his Steelers debut.

9/21 at Carolina: Saw action in his 75th career game...drew a pass interference penalty that set the Steelers up at the Panthers' 33-yard line...the drive resulted in a field goal.

10/5 at Jacksonville: Caught his first career pass as a Steeler.

10/20 vs. Houston: Recorded a season-long 17-yard reception.

11/9 at N.Y. Jets: Started his first game as a Steeler.

12/7 at Cincinnati: Forced a fumble on a Cincinnati fake punt in the first quarter, his first forced fumble of his career.

AFC Wild Card Game 1/3 vs. Baltimore: Recorded his first career postseason reception and added a special teams tackle.

2013 [16-11/1-0] (Ind): Appeared in all 16 games for the first time in his career and made 11 starts for the Colts...finished the season with 29 receptions for 309 yards and one touchdown...also contributed three special teams tackles...played in the AFC Wild Card Game against Kansas City but was inactive for the Divisional Playoff Game at New England.

9/8 vs. Oakland: Started at WR...caught three passes for 33 yards, including two for first downs on scoring drives in the first and fourth quarters.

9/22 at San Francisco: Caught a season-high five passes for 59 yards.

10/20 vs. Denver: Finished with four receptions for 44 yards and one touchdown...tied a career-long with a 30-yard rush.

11/24 at Arizona: Caught three passes for 22 yards and scored on a two-point conversion in the fourth quarter.

AFC Wild Card Game 1/4 vs. Kansas City: Made his postseason debut and finished with one special teams tackle.

2012 [15-14] (Oak): Appeared in 15 games for the Raiders and matched a career-high with 14 starts...recorded 41 receptions for 606 yards and a career-best five touchdowns...also carried twice for 16 yards.

9/23 vs. Pittsburgh: Caught two passes for 14 yards and hauled-in his first touchdown of the season.

10/21 vs. Jacksonville: Caught four passes for a season-high 85 yards, including a 59-yard reception.

10/28 at Kansas City: Had one reception for 32 yards which went for a touchdown.

11/11 at Baltimore: Elected a game-week captain...tied a season-high with five receptions for 82 yards, including a 55-yard touchdown in the first half.

12/6 vs. Denver: Matched a season-high with five receptions for 82 yards and a 56-yard touchdown reception.

12/30 at San Diego: Caught his career-best fifth touchdown pass of the season on a nine-yard reception...finished with two catches for 12 yards.

2011 [15-14] (Oak): Appeared in 15 games and tied his career-high with 14 starts...established career-highs with 64 receptions for 975 yards, both of which led the Raiders...also hauled-in four

DARRIUS HEYWARD-BEY

touchdowns...finished the season with three 100-yard receiving games...caught at least four passes in 11 games...finished the last four games of the season with 26 receptions for 433 yards and two touchdowns.

10/2 vs. New England: Registered 115 yards on four receptions, including a season-long 58-yard reception...marked his second career 100-yard receiving game.

10/9 at Houston: Caught seven passes for 99 yards and added a 34-yard touchdown reception in the second quarter.

10/16 vs. Cleveland: Finished with six catches for 82 yards.

10/23 vs. Kansas City: Caught five passes for 89 yards...registered at least five receptions for the third straight game...marked his fourth consecutive contest with at least 80 receiving yards.

12/4 at Miami: Finished with three catches for 23 yards and one touchdown.

12/11 at Green Bay: Caught five passes for 78 yards.

12/18 vs. Detroit: Registered a career-high 155 receiving yards on eight catches, including a 43-yard touchdown reception.

12/24 at Kansas City: Finished the game with four catches for 70 yards...his 53-yard reception in overtime helped set-up the game-winning field goal.

1/1 vs. San Diego: Set a career-high with nine receptions and totaled 130 yards and one touchdown.

2010 [15-14] (Oak): Played in 15 games and set a career-high with 14 starts...caught 26 passes for 366 yards and one touchdown...also carried four times for 48 yards.

9/19 vs. St. Louis: Caught a season-high six passes for 80 yards.

10/31 vs. Seattle: Finished with a season-high 105 yards on five catches, including a 69-yard touchdown reception...marked his first career 100-yard receiving game...also registered a career-long 30-yard rush.

12/26 vs. Indianapolis: Recorded 40 receiving yards on four catches.

2009 [11-11] (Oak): Started all 11 games in which he played...inactive for the last five games of the season...finished with nine catches for 124 yards and one touchdown...also rushed twice for 19 yards.

9/14 vs. San Diego: Started at WR in his NFL debut...along with WR Louis Murphy, became the first rookie receiver duo to start an NFL game since 2000 and the third since 1997.

9/20 at Kansas City: Registered his first career catch for 18 yards.

10/25 vs. N.Y. Jets: Set season-highs with two receptions for 28 yards, including a season-long 24-yard reception.

11/26 at Dallas: On Thanksgiving Day, matched a season-high with two catches for 21 yards and registered his first career touchdown reception.

COLLEGE Appeared in 38 games at Maryland, starting 35...two-time all-Atlantic Coast Conference performer (2006, 2008) and first-team Freshman All-America selection from *The Sporting News* and *Rivals.com*...also earned honorable mention All-America honors from *Pro Football Weekly* in 2007...finished his career ranked second in school history with 2,089 receiving yards and third in school history with 138 receptions...his 13 career touchdown receptions ranked third on the school's all-time list and his four 100-yard receiving performances tied for sixth in school annals...finished his career ranked 17th in school history with 2,403 all-purpose yards despite never returning a punt or a kickoff...caught at least one pass in 34 of his 38 collegiate contests...American studies major. **2008:** Started all 12 games in which he played...earned honorable mention all-ACC honors from the AP/ACSMAs...named the team's offensive MVP...led the team and finished ninth in the ACC with 609 receiving yards...rushed for 202 yards, which was among the most in the nation by FBS wide receivers...finished second on the team with six touchdowns (five receiving, one rushing) and third on the team with 811 all-purpose yards...had a career-long 76-yard run against Clemson, which was the longest by a Maryland player since 2003...finished with a career-high 11 receptions for a season-best 101 yards to go along with a touchdown against Wake Forest...with 443 receiving yards against North Carolina, he became just the third Maryland player to surpass 2,000 career receiving yards. **2007:** Started all 13 games...honorable mention All-America choice at wide receiver by *Pro Football Weekly*...led the team in receptions (51) and receiving yards (786)...fourth-leading rusher on the team (107 yards)...his 51 receptions tied for 10th on Maryland's all-time single-season list, while his 786 receiving yards ranked

seventh, 2006: Played in all 13 games and made 10 starts...earned first-team Freshman All-America honors from *The Sporting News* and *Rivals.com*...earned second-team all-ACC honors...named to the all-Freshman ACC team by *The Sporting News*...led the team with 45 receptions and posted a Terps' freshman record 694 receiving yards...the receiving yards ranked ninth on the Maryland all-time single-season list and third on the ACC's all-time freshman single-season chart...also led the team with five touchdown receptions...broke the school record with a 96-yard touchdown reception against Miami...earned the team's Freshman of the Year award. 2005: Redshirted.

PERSONAL

Graduate of McDonogh High School (Owings Mills, Md.)...three-year letter winner and two-year starter at wide receiver and outside linebacker...finished with 47 catches for 821 yards and 10 touchdowns as a senior, earning consensus first-team all-state honors...caught 40 passes for 802 yards and 12 touchdowns as a junior, earning all-area and all-conference honors...named All-American by PrepStar and SuperPrep...first-team All-American in the indoor track 60 meters...placed fifth at nationals as a junior and was MIAA champ in the 100 and 200 meters...son of Vivian Heyward-Bey...Full name: Darius Ramar Heyward-Bey.

► HEYWARD-BEY'S 2014 GAME-BY-GAME STATISTICS

Date	Opponent	GP	GS	RECEIVING				Lg	TD	RUSHING			
				Rec	Yds	Avg	Lg			No	Yds	Avg	Lg
9/7	CLEVELAND	1	0	0	0	0.0	0	0	0	0	0.0	0	0
9/11	at Baltimore	1	0	0	0	0.0	0	0	0	0	0.0	0	0
9/21	at Carolina	1	0	0	0	0.0	0	0	0	0	0.0	0	0
9/28	TAMPA BAY	1	0	0	0	0.0	0	0	0	0	0.0	0	0
10/5	at Jacksonville	1	0	1	0	0.0	0	0	0	0	0.0	0	0
10/12	at Cleveland	1	0	0	0	0.0	0	0	0	0	0.0	0	0
10/20	HOUSTON	1	0	1	17	17.0	17	0	0	0	0.0	0	0
10/26	INDIANAPOLIS	1	0	1	16	16.0	16	0	0	0	0.0	0	0
11/2	BALTIMORE	1	0	0	0	0.0	0	0	0	0	0.0	0	0
11/9	at N.Y. Jets	1	1	0	0	0.0	0	0	0	0	0.0	0	0
11/17	at Tennessee	1	0	0	0	0.0	0	0	0	0	0.0	0	0
11/30	NEW ORLEANS	1	0	0	0	0.0	0	0	0	0	0.0	0	0
12/7	at Cincinnati	1	0	0	0	0.0	0	0	0	0	0.0	0	0
12/14	at Atlanta	1	0	0	0	0.0	0	0	0	0	0.0	0	0
12/21	KANSAS CITY	1	0	0	0	0.0	0	0	0	0	0.0	0	0
12/28	CINCINNATI	1	0	0	0	0.0	0	0	0	0	0.0	0	0
SEASON TOTALS		16	1	3	33	11.0	17	0	0	0	0.0	0	0

POSTSEASON

1/3	BALTIMORE	1	0	1	6	6.0	6	0	0	0	0.0	0	0
POSTSEASON TOTALS		1	0	1	6	6.0	6	0	0	0	0.0	0	0

► HEYWARD-BEY'S 2013 GAME-BY-GAME STATISTICS

Date	Opponent	GP	GS	RECEIVING				Lg	TD	RUSHING			
				Rec	Yds	Avg	Lg			No	Yds	Avg	Lg
9/8	OAKLAND	1	1	3	33	11.0	16	0	0	0	0.0	0	0
9/15	MIAMI	1	1	2	10	5.0	6	0	0	0	0.0	0	0
9/22	at San Francisco	1	1	5	59	11.8	19	0	0	0	0.0	0	0
9/29	at Jacksonville	1	1	3	33	11.0	16	0	0	0	0.0	0	0
10/6	SEATTLE	1	1	0	0	0.0	0	0	1	7	7.0	7	0
10/14	at San Diego	1	1	1	11	11.0	11	0	0	0	0.0	0	0
10/20	DENVER	1	1	4	44	11.0	27	1	1	30	30.0	30	0
11/3	at Houston	1	1	1	11	11.0	11	0	0	0	0.0	0	0
11/10	ST. LOUIS	1	1	3	30	10.0	13	0	0	0	0.0	0	0
11/14	at Tennessee	1	1	1	10	10.0	10	0	0	0	0.0	0	0
11/24	at Arizona	1	0	3	22	7.3	10	0	0	0	0.0	0	0
12/1	TENNESSEE	1	1	1	23	23.0	23	0	1	[-11]	[-11.0]	[-11]	0
12/8	at Cincinnati	1	0	2	23	11.5	12	0	0	0	0.0	0	0
12/15	HOUSTON	1	0	0	0	0.0	0	0	0	0	0.0	0	0
12/22	at Kansas City	1	0	0	0	0.0	0	0	0	0	0.0	0	0
12/29	JACKSONVILLE	1	0	0	0	0.0	0	0	0	0	0.0	0	0
SEASON TOTALS		16	11	29	309	10.7	27	0	3	26	8.7	30	0

DARRIUS HEYWARD-BEY

> HEYWARD-BEY'S 2013 GAME-BY-GAME STATISTICS (Continued)

POSTSEASON

Date	Opponent	GP	GS	RECEIVING					RUSHING					
				Rec	Yds	Avg	Lg	TD	No	Yds	Avg	Lg	TD	
1/4	KANSAS CITY	1	0	0	0	0.0	0	0	0	0	0	0	0	
1/11	at New England						INACTIVE							
POSTSEASON TOTALS		1	0	0	0	0.0	0	0	0	0	0	0.0	0	0

> HEYWARD-BEY'S 2012 GAME-BY-GAME STATISTICS

Date	Opponent	GP	GS	RECEIVING					RUSHING				
				Rec	Yds	Avg	Lg	TD	No	Yds	Avg	Lg	TD
9/10	SAN DIEGO	1	1	3	43	14.3	21	0	0	0	0.0	0	0
9/16	at Miami	1	1	4	41	10.3	19	0	0	0	0.0	0	0
9/23	PITTSBURGH	1	1	2	14	7.0	11	1	0	0	0.0	0	0
9/30	at Denver						INACTIVE						
10/14	at Atlanta	1	1	0	0	0.0	0	0	1	20	20.0	20	0
10/21	JACKSONVILLE	1	1	4	85	21.3	59	0	0	0	0.0	0	0
10/28	at Kansas City	1	1	1	32	32.0	32t	1	0	0	0.0	0	0
11/4	TAMPA BAY	1	1	5	74	14.8	46	0	0	0	0.0	0	0
11/11	at Baltimore	1	1	5	82	16.4	55t	1	1	[-4]	[-4.0]	[-4]	0
11/18	NEW ORLEANS	1	0	4	69	17.3	22	0	0	0	0.0	0	0
11/25	at Cincinnati	1	1	0	0	0.0	0	0	0	0	0.0	0	0
12/2	CLEVELAND	1	1	4	40	10.0	11	0	0	0	0.0	0	0
12/6	DENVER	1	1	5	82	16.4	56t	1	0	0	0.0	0	0
12/16	KANSAS CITY	1	1	0	0	0.0	0	0	0	0	0.0	0	0
12/23	at Carolina	1	1	2	31	15.5	20	0	0	0	0.0	0	0
12/30	at San Diego	1	1	2	13	6.5	9t	1	0	0	0.0	0	0
SEASON TOTALS		15	14	41	606	14.8	59	5	2	16	8.0	8	0

> HEYWARD-BEY'S 2011 GAME-BY-GAME STATISTICS

Date	Opponent	GP	GS	RECEIVING					RUSHING				
				Rec	Yds	Avg	Lg	TD	No	Yds	Avg	Lg	TD
9/12	at Denver	1	1	4	44	11.0	17	0	0	0	0.0	0	0
9/18	at Buffalo						INACTIVE						
9/25	N.Y. JETS	1	1	1	5	5.0	5	0	0	0	0.0	0	0
10/2	NEW ENGLAND	1	1	4	115	28.8	58	0	0	0	0.0	0	0
10/9	at Houston	1	1	7	99	14.1	34t	1	0	0	0.0	0	0
10/16	CLEVELAND	1	1	6	82	13.7	21	0	0	0	0.0	0	0
10/23	KANSAS CITY	1	1	5	89	17.8	21	0	0	0	0.0	0	0
11/6	DENVER	1	0	0	0	0.0	0	0	0	0	0.0	0	0
11/10	at San Diego	1	1	0	0	0.0	0	0	0	0	0.0	0	0
11/20	at Minnesota	1	1	4	43	10.8	20	0	0	0	0.0	0	0
11/27	CHICAGO	1	1	4	42	10.5	19	0	0	0	0.0	0	0
12/4	at Miami	1	1	3	23	7.7	14	1	0	0	0.0	0	0
12/11	at Green Bay	1	1	5	78	15.6	34	0	0	0	0.0	0	0
12/18	DETROIT	1	1	8	155	19.4	43t	1	0	0	0.0	0	0
12/24	at Kansas City	1	1	4	70	17.5	53	0	0	0	0.0	0	0
1/1	SAN DIEGO	1	1	9	130	14.4	39	1	0	0	0.0	0	0
SEASON TOTALS		15	14	64	975	15.2	58	4	0	0	0.0	0	0

> HEYWARD-BEY'S 2010 GAME-BY-GAME STATISTICS

Date	Opponent	GP	GS	RECEIVING					RUSHING				
				Rec	Yds	Avg	Lg	TD	No	Yds	Avg	Lg	TD
9/12	at Tennessee	1	1	1	11	11.0	11	0	0	0	0.0	0	0
9/19	ST. LOUIS	1	1	6	80	13.3	33	0	0	0	0.0	0	0
9/26	at Arizona	1	1	3	49	16.3	21	0	0	0	0.0	0	0
10/3	HOUSTON	1	1	1	2	2.0	2	0	0	0	0.0	0	0
10/10	SAN DIEGO	1	1	0	0	0.0	0	0	0	0	0.0	0	0
10/17	at San Francisco	1	1	3	19	6.3	8	0	0	0	0.0	0	0
10/24	at Denver	1	1	0	0	0.0	0	0	0	0	0.0	0	0
10/31	SEATTLE	1	1	5	105	21.0	69t	1	1	30	30.0	30	0

➤ HEYWARD-BEY'S 2010 GAME-BY-GAME STATISTICS (Continued)

Date	Opponent	GP	GS	RECEIVING					RUSHING					
				Rec	Yds	Avg	Lg	TD	No	Yds	Avg	Lg	TD	
11/7	KANSAS CITY	1	1	0	0	0.0	0	0	0	0	0	0	0	0
11/21	at Pittsburgh			INACTIVE										
11/28	MIAMI	1	0	0	0	0.0	0	0	1	2	2.0	2	0	
12/5	at San Diego	1	1	0	0	0.0	0	0	1	14	14.0	14	0	
12/12	at Jacksonville	1	1	2	40	20.0	24	0	0	0	0.0	0	0	
12/19	DENVER	1	1	1	20	20.0	20	0	0	0	0.0	0	0	
12/26	INDIANAPOLIS	1	1	4	40	10.0	11	0	0	0	0.0	0	0	
1/2	at Kansas City	1	1	0	0	0.0	0	0	1	2	2.0	2	0	
SEASON TOTALS		15	14	26	366	14.1	69t	1	4	48	12.0	30	0	

➤ HEYWARD-BEY'S 2009 GAME-BY-GAME STATISTICS

Date	Opponent	GP	GS	RECEIVING					RUSHING				
				Rec	Yds	Avg	Lg	TD	No	Yds	Avg	Lg	TD
9/14	SAN DIEGO	1	1	0	0	0.0	0	0	0	0	0.0	0	0
9/20	at Kansas City	1	1	1	18	18.0	18	0	0	0	0.0	0	0
9/27	DENVER	1	1	0	0	0.0	0	0	0	0	0.0	0	0
10/4	at Houston	1	1	1	18	18.0	18	0	1	20	20.0	20	0
10/11	at N.Y. Giants	1	1	0	0	0.0	0	0	0	0	0.0	0	0
10/18	PHILADELPHIA	1	1	0	0	0.0	0	0	1	[-1]	[-1.0]	[-1]	0
10/25	N.Y. JETS	1	1	2	28	14.0	24	0	0	0	0.0	0	0
11/1	at San Diego	1	1	1	10	10.0	10	0	0	0	0.0	0	0
11/15	KANSAS CITY	1	1	1	22	22.0	22	0	0	0	0.0	0	0
11/22	CINCINNATI	1	1	1	7	7.0	7	0	0	0	0.0	0	0
11/26	at Dallas	1	1	2	21	10.5	17	1	0	0	0.0	0	0
12/6	at Pittsburgh			INACTIVE									
12/13	WASHINGTON			INACTIVE									
12/20	at Denver			INACTIVE									
12/27	at Cleveland			INACTIVE									
1/3	BALTIMORE			INACTIVE									
SEASON TOTALS		11	11	9	124	13.8	24	1	2	19	9.5	20	0

➤ HEYWARD-BEY'S CAREER TOTALS

REGULAR SEASON

Date	Team	GP	GS	RECEIVING					RUSHING				
				Rec	Yds	Avg	Lg	TD	No	Yds	Avg	Lg	TD
2009	Oakland	11	11	9	124	13.8	24	1	2	19	9.5	20	0
2010	Oakland	15	14	26	366	14.1	69t	1	4	48	12.0	30	0
2011	Oakland	15	14	64	975	15.2	58	4	0	0	0.0	0	0
2012	Oakland	15	14	41	606	14.8	59	5	2	16	8.0	20	0
2013	Indianapolis	16	11	29	309	10.7	27	1	3	26	8.7	30	0
2014	Pittsburgh	16	1	3	33	11.0	17	0	0	0	0.0	0	0
NFL TOTALS		88	65	172	2,413	14.0	69t	12	11	109	9.9	30	0
STEELERS TOTALS		16	1	3	33	11.0	17	0	0	0	0.0	0	0

Career Special Teams Tackles (?): 2 in '13 and 5 in '14.

REGULAR-SEASON SINGLE-GAME HIGHS:

Receptions: 9, vs. San Diego, 1/1/12; Receiving Yards: 155, vs. Detroit, 12/18/11; Receiving Avg. (Min. 4 Rec.): 28.8, vs. New England, 10/2/11; Receiving Long: 69t, vs. Seattle, 10/31/10; Receiving Touchdowns: 1, 12 times, vs. Denver, 10/20/13; 25+ Yard Receptions: 3, vs. Detroit, 12/18/11; Rushing Attempts: 1, 11 times, last vs. Tennessee, 12/1/13; Rushing Yards: 30, twice, last vs. Denver, 10/20/13; Rushing Long: 30, twice, last vs. Denver, 10/20/13.

POSTSEASON

Date	Team	GP	GS	RECEIVING					RUSHING				
				Rec	Yds	Avg	Lg	TD	No	Yds	Avg	Lg	TD
2013	Indianapolis	1	0	0	0	0.0	0	0	0	0	0.0	0	0
2014	Pittsburgh	1	0	1	6	6.0	6	0	0	0	0.0	0	0
NFL TOTALS		2	0	1	6	6.0	6	0	0	0	0.0	0	0
STEELERS TOTALS		1	0	1	6	6.0	6	0	0	0	0.0	0	0

Career Postseason Special Teams Tackles (2): 1 in '13 and 1 in '14.



> Chris Hubbard *OT*

HEIGHT: 6-4
WEIGHT: 286
COLLEGE: UAB
BORN: April 23, 1991

BIRTHPLACE: Columbus, Ga.
HOW ACQUIRED: FA - 13
NFL EXPERIENCE: 2nd year

PRO [1-0/0-0]: Signed a Reserve/Future contract with the Steelers on December 31, 2013... signed to the Steelers' practice squad on September 2, 2013...released by the Steelers on August 31, 2013...originally signed with the Steelers as an undrafted rookie free agent on April 27, 2013.

2014 [1-0/0-0]: Saw action in one game...inactive Weeks 1, 2, 5-7, 9-11, and 16-17...also inactive for the lone postseason game...dressed but did not see action Weeks 4, 8 and 13-15.

9/21 at Carolina: Made his NFL debut.

2013 [0-0]: Spent the entire season on the Steelers' practice squad.

COLLEGE Four-year letterman at UAB...appeared in 40 games and made 29 starts...started all 24 games in his final two seasons...majored in communications management. **2012:** Played in and

started all 12 games at right tackle. **2011:** Started all 12 games at right tackle. **2010:** Appeared in eight games and made four starts...started the first three games of the season...part of an offensive line that helped UAB record 5,074 yards, which ranked as the second-highest total in team history. **2009:** Played in eight games as a true freshman and started the season-opener against Rice...named to the Conference-USA All-Freshman team by the league's head coaches.

PERSONAL Graduate of George Washington Carver High School [Columbus, Ga.]...rated the No. 21 guard prospect by *Scout.com*...team went 27-3 during his junior and senior seasons and captured the 2007 Georgia High School Association Class AAA state title...registered 77 pancake blocks and was a Columbus Ledger-Enquirer all-city selection and Associated Press first-team all-state honoree...competed in the annual Offense/Defense All-American game...son of Angela Jones and Edward Hubbard...Full name: Christopher E. Hubbard.



> Will Johnson *FB*

HEIGHT: 6-2
WEIGHT: 238
COLLEGE: West Virginia
BORN: Nov. 14, 1989

BIRTHPLACE: Dayton, Ohio
HOW ACQUIRED: FA - '12
NFL EXPERIENCE: 4th year

PRO [47-17/1-1]: Signed his one-year restricted free agent tender on April 20, 2015...originally signed to the Steelers' offseason roster on March 21, 2012.

2014 [16-5/1-1]: Saw action at FB and on special teams in all 16 games with five starts during the regular season...made his postseason debut, starting at FB, in the AFC Wild Card Game vs. Baltimore...recorded four special teams tackles [one, 10/5 at Jacksonville, 10/26 vs. Indianapolis, 11/17 at Tennessee and 11/30 vs. New Orleans].

10/5 at Jacksonville: Recorded his first reception of the season for 12 yards.

10/26 vs. Indianapolis: Totaled season-highs in receptions (2), receiving yards (22) and receiving long (18).

11/2 vs. Baltimore: Played in his 40th career game.

2013 [15-5]: Saw action in 15 games, making five starts...dressed but did not play 9/8 vs. Tennessee...recorded eight receptions for 41 yards with one receiving touchdown...totaled the first seven special teams tackles of his career [one, 9/16 at Cincinnati, 10/13 at N.Y. Jets, 10/20 vs. Baltimore, 11/10 vs.

Buffalo, 11/24 at Cleveland, 12/8 vs. Miami and 12/22 at Green Bay).

9/22 vs. Chicago: Made his first start of the season at FB.

10/13 at N.Y. Jets: Caught a season-high two passes, which tied his career-high.

10/20 vs. Baltimore: Helped block for Steelers' rushers to gain a season-high 141 yards on the ground.

11/17 vs. Detroit: Registered a one-yard touchdown reception to give the Steelers a 30-27 lead late in the fourth quarter...marked his second career receiving touchdown.

11/24 at Cleveland: Recorded a season-long nine-yard reception.

12/8 vs. Miami: Tied his season-long with a nine-yard reception.

12/22 at Green Bay: Converted a fourth-and-one with a six-yard reception.

12/29 vs. Cleveland: Tied his season-long with a nine-yard reception.

2012 [16-7]: Appeared in all 16 games, starting seven at FB in his first NFL season...finished with 15 receptions for 137 yards and a touchdown...also rushed twice for seven yards.

9/9 at Denver: Started at FB in his first career contest...hauled in his first career reception (12 yards).

9/16 vs. N.Y. Jets: Registered a career-long 26-yard reception on the Steelers' first drive of the game, which resulted in a field goal.

10/21 at Cincinnati: Recorded his first career rush for five yards...helped block for Steelers' rushers to gain a season-high 167 yards on the ground.

10/28 vs. Washington: Registered his first career touchdown, catching a one-yard pass from QB Ben Roethlisberger in the third quarter.

11/4 at N.Y. Giants: Helped pave the way for RB Isaac Redman to record his first career 100-yard rushing game (147 yards) in the regular season.

12/2 at Baltimore: Tied a career-high with two receptions.

12/16 at Dallas: Matched a career-high with two receptions and recorded a career-high 34 receiving yards.

12/30 vs. Cleveland: Tied his career-high with two receptions.

2011 [0-0/0-0]: Was not on an NFL roster.

COLLEGE Saw action in 45 games at West Virginia...had 25 receptions for 249 yards and four touchdowns...majored in multidisciplinary studies. **2010:** Saw action in all 13 games...tied a career-high with nine receptions...set career-highs in receiving yards (107) and receiving touchdowns (2). **2009:** Saw action in all 13 games...had six receptions for 78 yards and one touchdown...had a career-high 42 yards receiving against Syracuse on 11/10. **2008:** Saw action in nine games...had nine receptions for 64 yards and one touchdown. **2007:** Saw action in 10 games as a true freshman...had one reception.

PERSONAL Played running back and defensive back at Centerville High School (Dayton, Ohio)...earned all-district and All-Greater Western Ohio Conference linebacker honors, honorable-mention all-state honors, named team MVP and won the Sonny Unger Award in 2006...as a senior, he helped lead Centerville to an 8-2 overall record and the GWOC Conference Championship...Big 33 game participant...as a junior, he helped lead Centerville to a 10-2 record, a second-place finish in the Greater Western Ohio - East League and advance to the first round of the state playoffs...a regional track qualifier in the 100-meter, and district and regional champ on the 4x400 meter relay...also lettered in basketball...son of Mike and Wilma Gilmore...Full name: Will Johnson.

> JOHNSON'S 2014 GAME-BY-GAME STATISTICS

Date	Opponent	GP	GS	RUSHING				Lg	TD	RECEIVING			
				Att	Yds	Avg	No			Yds	Avg	Lg	TD
9/7	CLEVELAND	1	0	0	0	0.0	0	0	0	0.0	0	0	
9/11	at Baltimore	1	1	0	0	0.0	0	0	0	0.0	0	0	
9/21	at Carolina	1	0	0	0	0.0	0	0	0	0.0	0	0	
9/28	TAMPA BAY	1	1	1	0	0.0	0	0	0	0.0	0	0	
10/5	at Jacksonville	1	0	1	0	0.0	0	0	1	12.0	12	0	
10/12	at Cleveland	1	0	0	0	0.0	0	0	0	0.0	0	0	

WILL JOHNSON

> JOHNSON'S 2014 GAME-BY-GAME STATISTICS (Continued)

Date	Opponent	GP	GS	RUSHING					RECEIVING					
				Att	Yds	Avg	Lg	TD	No	Yds	Avg	Lg	TD	
10/20	HOUSTON	1	0	0	0	0.0	0	0	0	0	0	0.0	0	0
10/26	INDIANAPOLIS	1	0	0	0	0.0	0	0	2	22	11.0	18	0	0
11/2	BALTIMORE	1	0	0	0	0.0	0	0	1	1	1.0	1	0	0
11/9	at N.Y. Jets	1	0	0	0	0.0	0	0	1	-5	-5.0	-5	0	0
11/17	at Tennessee	1	0	0	0	0.0	0	0	0	0	0.0	0	0	0
11/30	NEW ORLEANS	1	0	0	0	0.0	0	0	0	0	0.0	0	0	0
12/7	at Cincinnati	1	1	0	0	0.0	0	0	0	0	0.0	0	0	0
12/14	at Atlanta	1	1	0	0	0.0	0	0	0	0	0.0	0	0	0
12/21	KANSAS CITY	1	1	0	0	0.0	0	0	0	0	0.0	0	0	0
12/28	CINCINNATI	1	0	0	0	0.0	0	0	1	11	11.0	11	0	0
SEASON TOTALS		16	5	2	0	0.0	0	0	6	41	6.8	18	0	0

POSTSEASON

1/3	BALTIMORE	1	1	1	3	3.0	3	0	0	0	0.0	0	0
POSTSEASON TOTALS		1	1	1	3	3.0	3	0	0	0	0.0	0	0

> JOHNSON'S 2013 GAME-BY-GAME STATISTICS

Date	Opponent	GP	GS	RUSHING					RECEIVING				
				Att	Yds	Avg	Lg	TD	No	Yds	Avg	Lg	TD
9/8	TENNESSEE								DID NOT PLAY				
9/16	at Cincinnati	1	0	0	0	0.0	0	0	0	0	0.0	0	0
9/22	CHICAGO	1	1	0	0	0.0	0	0	1	5	5.0	5	0
9/29	vs. Minnesota	1	1	0	0	0.0	0	0	0	0	0.0	0	0
10/13	at N.Y. Jets	1	0	0	0	0.0	0	0	2	2	1.0	2	0
10/20	BALTIMORE	1	1	0	0	0.0	0	0	0	0	0.0	0	0
10/27	at Oakland	1	0	0	0	0.0	0	0	0	0	0.0	0	0
11/3	at New England	1	0	0	0	0.0	0	0	0	0	0.0	0	0
11/10	BUFFALO	1	1	0	0	0.0	0	0	0	0	0.0	0	0
11/17	DETROIT	1	0	0	0	0.0	0	0	1	1	1.0	1t	1
11/24	at Cleveland	1	0	0	0	0.0	0	0	1	9	9.0	9	0
11/28	at Baltimore	1	1	0	0	0.0	0	0	0	0	0.0	0	0
12/8	MIAMI	1	0	0	0	0.0	0	0	1	9	9.0	9	0
12/15	CINCINNATI	1	0	0	0	0.0	0	0	0	0	0.0	0	0
12/22	at Green Bay	1	0	0	0	0.0	0	0	1	6	6.0	6	0
12/29	CLEVELAND	1	0	0	0	0.0	0	0	1	9	9.0	9	0
SEASON TOTALS		15	5	0	0	0.0	0	0	8	41	5.1	9	1

> JOHNSON'S 2012 GAME-BY-GAME STATISTICS

Date	Opponent	GP	GS	RUSHING					RECEIVING				
				Att	Yds	Avg	Lg	TD	No	Yds	Avg	Lg	TD
9/9	at Denver	1	1	0	0	0.0	0	0	1	12	12.0	12	0
9/16	N.Y. JETS	1	0	0	0	0.0	0	0	1	26	26.0	26	0
9/23	at Oakland	1	0	0	0	0.0	0	0	1	4	4.0	4	0
10/7	PHILADELPHIA	1	0	0	0	0.0	0	0	0	0	0.0	0	0
10/11	at Tennessee	1	1	0	0	0.0	0	0	0	0	0.0	0	0
10/21	at Cincinnati	1	0	1	5	5.0	5	0	1	2	2.0	2	0
10/28	WASHINGTON	1	0	0	0	0.0	0	0	2	8	4.0	7	1
11/4	at N.Y. Giants	1	1	1	2	2.0	2	0	1	5	5.0	5	0
11/12	KANSAS CITY	1	1	0	0	0.0	0	0	1	7	7.0	7	0
11/18	BALTIMORE	1	1	0	0	0.0	0	0	0	0	0.0	0	0
11/25	at Cleveland	1	0	0	0	0.0	0	0	1	13	13.0	13	0
12/2	at Baltimore	1	0	0	0	0.0	0	0	2	9	4.5	6	0
12/9	SAN DIEGO	1	0	0	0	0.0	0	0	0	0	0.0	0	0
12/16	at Dallas	1	0	0	0	0.0	0	0	2	34	17.0	21	0
12/23	CINCINNATI	1	1	0	0	0.0	0	0	0	0	0.0	0	0
12/30	CLEVELAND	1	1	0	0	0.0	0	0	2	17	8.5	9	0
SEASON TOTALS		16	7	2	7	3.5	5	0	15	137	9.1	26	1

JOHNSON'S CAREER TOTALS

REGULAR SEASON

Year	Team	GP	GS	RUSHING					RECEIVING				
				Att	Yds	Avg	Lg	TD	No	Yds	Avg	Lg	TD
2012	Pittsburgh	16	7	2	7	3.5	5	0	15	137	9.1	26	1
2013	Pittsburgh	15	5	0	0	0.0	0	0	8	41	5.1	9	1
2014	Pittsburgh	16	5	2	0	0.0	0	0	6	41	6.8	18	0
NFL TOTALS		47	17	4	7	1.8	5	0	29	219	7.6	26	2

Career Special Teams Tackles (11): 7 in '13 and 4 in '14.

Additional Statistic: Returned a kickoff eight yards vs. Washington on 10/28/12.

REGULAR-SEASON SINGLE-GAME HIGHS:

Attempts: 1, four times, last at Jacksonville, 10/5/14; Yards: 5, at Cincinnati, 10/21/12; Long: 5, at Cincinnati, 10/21/12; Touchdowns: N/A; Receptions: 2, six times, last vs. Indianapolis, 10/26/14; Receiving Yards: 34, at Dallas, 12/16/12; Receiving Long: 26, vs. N.Y. Jets, 9/16/12; Receiving Touchdowns: 1, twice, last vs. Detroit, 11/17/13.

POSTSEASON

Year	Team	GP	GS	RUSHING					RECEIVING				
				Att	Yds	Avg	Lg	TD	No	Yds	Avg	Lg	TD
2014	Pittsburgh	1	1	1	3	3.0	3	0	0	0	0.0	0	0
NFL TOTALS		1	1	1	3	3.0	3	0	0	0	0.0	0	0



Howard Jones LB

HEIGHT: 6-4
WEIGHT: 238
COLLEGE: Shepherd
BORN: Feb. 10, 1990

BIRTHPLACE: Woodbridge, Va.
HOW ACQUIRED: FA - '14
NFL EXPERIENCE: 1st year

PRO

(0-0/0-0): Signed a Reserve/Future contract with the Steelers on January 5, 2015... signed to the Steelers' practice squad on August 31, 2014... released by the Steelers on August 30, 2014... originally signed with the Steelers as an undrafted rookie free agent on May 10, 2014.

2014

(0-0/0-0): Spent the entire season on the Steelers' practice squad.

COLLEGE

Started all 48 games at Shepherd... finished as the school's all-time leader in sacks [35.0] and TFLs [69.5]... led the team in TFLs each of his four seasons... recorded 139 tackles [106 solo], eight forced fumbles, three fumble recoveries, three pass breakups, one interception and four blocked kicks... majored in business. **2013:** Started all 12 games... tallied 35 tackles [21 solo], a team-high 12.5 TFLs, eight sacks, two forced fumbles, one pass breakup and one fumble recovery, which he returned 25 yards for a touchdown... earned All-America first-team honors from the NFL Draft Report and was a finalist for the Cliff Harris Award (small college defensive player of the year)... named first-team

All-MEC... garnered BSN third-team All-American and second-team Daktronics All-Region honors. **2012:** Started all 11 games... registered 34 tackles (28 solo), a team-best 15.5 TFLs, nine sacks and one forced fumble... named third-team All-Region by Don Hansen's Football Gazette. **2011:** Started all 11 games... recorded 31 tackles (28 solo), a team-leading 23.5 TFLs, 12.0 sacks, three forced fumbles, one interception and two blocked kicks... his 2.14 average TFLs per game ranked third in NCAA II and his 1.09 average sacks per game tied for fifth... named first-team All-WVIAC... earned first-team BSN All-American honors and selected second-team All-Region by Daktronics and Don Hansen's Football Gazette. **2010:** Started all 14 games... made 39 tackles (29 solo), a team-high 18.0 TFLs, six sacks, two forced fumbles, two fumble recoveries, two passes defended and two blocked kicks... selected second-team All-WVIAC. **2009:** Did not participate. **2008:** Redshirted as a true freshman.

PERSONAL

Attended Freedom High School (Woodbridge, Va.), playing football for head coach John Brown... son of Howard Jones... Full name: Howard Leon Jones-Sherred, Jr.



> Jarvis Jones LB

HEIGHT: 6-2
WEIGHT: 245
COLLEGE: Georgia
BORN: Oct. 13, 1989

BIRTHPLACE: Lumpkin, Ga.
HOW ACQUIRED: D1 - '13 (#17)
NFL EXPERIENCE: 3rd year

PRO (21-11/1-0): Activated from the team's Reserve/Injured; Designated For Return List on December 6, 2014...returned to practice on November 24, 2014...placed on the team's Reserve/Injured; Designated For Return List on September 23, 2014 due to a right wrist injury...originally drafted by the Steelers in the first round (17th overall) of the 2013 NFL Draft.

2014 (7-3/1-0): Saw action in seven games with three starts during the regular season...also saw action in his postseason debut vs. Baltimore in the AFC Wild Card Game...totaled two special teams tackles (one, 12/7 at Cincinnati and 12/28 vs. Cincinnati)...missed nine games on the team's Reserve/Injured; Designated For Return List due to a right wrist injury.

9/7 vs. Cleveland: Started at OLB for the first time in a season opener...recorded the second sack of his career, a 10-yarder on QB Brian Hoyer in the second quarter.

9/11 at Baltimore: Totaled five tackles.

9/21 at Carolina: Recorded a sack and forced fumble on QB Cam Newton that was recovered by LB Jason Worilds...marked his first career forced fumble...left the game in the third quarter with a right wrist injury and did not return.

12/7 at Cincinnati: Saw action for the first time since Week 3.

2013 (14-8): Played in 14 games with eight starts as a rookie...inactive 10/20 vs. Baltimore due to a concussion and 12/22 at Green Bay due to an illness...totaled 42 tackles, 1.0 sack and six pass breakups...added five special teams tackles.

9/8 vs. Tennessee: Made his NFL debut...recorded his first career defensive tackle and special teams tackle.

9/16 at Cincinnati: Made his first career start at OLB...added a career-high two special teams tackles.

9/22 vs. Chicago: Had one special teams stop.

10/13 at N.Y. Jets: With just over three minutes left in the fourth quarter, pressured QB Geno Smith, which forced a pass that was intercepted by LB Lawrence Timmons...finished second on the team with two QB pressures.

11/3 at New England: Recorded one special teams tackle.

11/10 vs. Buffalo: Recorded his first career sack, a seven-yarder of QB EJ Manuel...finished tied for second on the team with two QB pressures.

11/17 vs. Detroit: Started at OLB in place of injured LB LaMarr Woodley...had a career-high three QB pressures...recorded the first two pass breakups of his career.

11/24 at Cleveland: Made his second straight start in place of the injured Woodley...recorded one pass breakup.

12/15 vs. Cincinnati: Prevented the Bengals from cutting the lead to eight points late in the fourth quarter by deflecting a pass on the two-point conversion attempt.

12/29 vs. Cleveland: Totaled a career-high nine tackles...tied his career-high with two pass breakups.

COLLEGE Appeared in 34 games, including eight at the University of Southern California (2009)...started all 26 games he appeared in at Georgia...recorded 168 tackles (96 solo) for his entire career, including 155 tackles (91 solo) as a Bulldog...at Georgia, posted 28.0 sacks, tying Jimmy Payne (1978-82) for third in school history...registered 45.5 tackles for loss...caused nine fumbles, which were ninth-best among active NCAA FBS players at the end of the 2012 season...also recovered two fumbles...recorded 88 quarterback pressures as a Bulldog, broke up five passes and had one interception...majored in human development and family science. **2012:** Earned All-American first-team honors from The NFL Draft Report, Walter Camp, Associated Press, American Football Coaches Association, Football Writers Association, *The Sporting News* and Phil Steele...named a finalist for

the Lombardi Trophy, Butkus Award, Bednarik Trophy and Nagurski Award along with the LOTT Impact Trophy... the Bulldogs' permanent captain was the recipient of the Vince Dooley Most Valuable Player of the Year Award and named one of team's Most Valuable Defensive Players... unanimous first-team All-SEC choice... started 12 games at outside linebacker, ranking third on the team with 85 tackles... led the SEC and placed second in the nation with an average of 1.21 quarterback sacks per game, as his 14.5 sacks for minus-103 yards broke the previous school season-record of 14 by David Pollock in 2002... showed his versatility in a 42-10 win over Georgia Tech, recording nine tackles and 1.5 stops behind the line of scrimmage... closed out his career with eight tackles (5 solo), two sacks for minus-15 yards, one QB pressure and one pass break-up in a 45-31 victory over Nebraska in the Capital One Bowl. **2011:** In his first season at Georgia, was a finalist for the Butkus Award and winner of the CFPA Elite Linebacker Trophy... added first-team All-American honors from The NFL Draft Report, Associated Press, American Football Coaches Association, Football Writers Association, Walter Camp, ESPN.com, Phil Steele and *Sports Illustrated*... the unanimous All-SEC first-team choice was named the Atlanta Sports Awards Collegiate Player of the Year and elected one of the team's defensive captains... recipient of the team's Most Valuable Defensive Player Award, as he started all 14 games at strong-side outside linebacker, ranking second in the league and tied for fifth in the nation with an average of 0.96 sacks per game... led the SEC and placed 16th in the FBS with an average of 1.39 tackles-for-loss per game... ranked second on the team with 70 tackles, as his 13.5 sacks for minus 90 yards is the third-best season total by a Bulldog... had 19.5 stops for losses of 103 yards and had 49 of the team's 158 quarterback pressures... posted eight tackles, including a sack at Georgia Tech... recorded seven tackles with 2.5 sacks, a forced fumble and a pass break-up vs. Kentucky... added five tackles, including two sacks, vs. Auburn... named the FWAA/ Bronko Nagurski National Player of the Week, Walter Camp Award Defensive Player of the Week, CFPA National Defensive Player of the Week, SEC Co-Defensive Player of the Week and the *Rivals.com* SEC Player of the Week after he recorded five tackles, including four sacks, the second most in school history for a single game vs. Florida, as he also forced a fumble... produced five tackles, including 3.5 for a loss at Ten-

nessee... registered five tackles, including two sacks vs. Mississippi State... in the Boise State clash, had a season-high 11 tackles, including 2.5 stops behind the line of scrimmage. **2010:** Red-shirted at Georgia under NCAA transfer rules after being granted a release from the University of Southern California... attended school as a recipient of the Paul and June Martin Football Scholarship while also performing with the scout team. **2009:** Saw significant action as a backup outside linebacker and key special teams coverage unit member at the University of Southern California... appeared in the first eight games recording 13 tackles (5 solo), including 1.5 stops for losses of two yards... had a season-high five tackles vs. San Jose State.

PERSONAL

Attended George Washington Carver High School (Columbus, Ga.), playing football for head coach Dell McGee... received a four-star prospect grade from Scout.com, as that recruiting service regarded him as the third-best strong-side linebacker in the nation... was also a four-star pick by Rivals.com, as they regarded him as the nation's fourth-best weak-side defensive end, placing him seventh overall on the Rivals100 list and third on the Georgia Top 75 chart... after playing tight end in his first two seasons, moved to linebacker before his junior season in 2007... that year, he was named to the Rivals.com All-American first team, earned All-State Class AAA Defensive MVP and *Columbus Ledger-Enquirer* All-City Defensive MVP honors after posting 157 tackles, 26 tackles for a loss, four sacks and two interceptions to help Carver win the 2007 Georgia state AAA title... was the 2008 Super Prep, Prep Star, *USA Today* and ESPN All-American... also earned ESPN 150, Super Prep Elite 50, Prep Star Dream Team, *The Sporting News* Top 100, Super Prep All-Dixie, Prep Star All-Southeast, *Atlanta Journal-Constitution* Super 11, All-State Class AAA first team and *Columbus Ledger-Enquirer* All-City Defensive MVP as a senior... that year, recorded 77 tackles, with four tackles for a loss, four interceptions and two forced fumbles, despite being sidelined late in the season for four games with a broken thumb... concluded his gridiron career by playing in the U.S. Army All-American Game... lettered in basketball, earning 2008 All-State honors from the *Atlanta Journal-Constitution* and the Georgia Sports Writers Association... son of Gloria Dowdell and Ronnie Jones... has one daughter, Maleah... Full name: Jarvis Jerrel Jones.

JARVIS JONES

> JONES' 2014 GAME-BY-GAME STATISTICS

Date	Opponent	GP	GS	T	AT	TOT	Sacks	Yds	Int/Yds	PD	FF	FR
9/7	CLEVELAND	1	1	6	0	6	1.0	10.0	0/0	0	0	0
9/11	at Baltimore	1	1	4	1	5	0.0	0.0	0/0	0	0	0
9/21	at Carolina	1	1	1	1	2	1.0	8.0	0/0	0	1	0
9/28	TAMPA BAY											
10/5	at Jacksonville											
10/12	at Cleveland											
10/20	HOUSTON											
10/26	INDIANAPOLIS											
11/2	BALTIMORE											
11/9	at NY, Jets											
11/17	at Tennessee											
11/30	NEW ORLEANS											
12/7	at Cincinnati	1	0	0	2	2	0.0	0.0	0/0	0	0	0
12/14	at Atlanta	1	0	0	0	0	0.0	0.0	0/0	0	0	0
12/21	KANSAS CITY	1	0	0	0	0	0.0	0.0	0/0	0	0	0
12/28	CINCINNATI	1	0	0	0	0	0.0	0.0	0/0	0	0	0
SEASON TOTALS		7	3	11	4	15	2.0	18.0	0/0	0	1	0

POSTSEASON

1/3	BALTIMORE	1	0	0	0	0	0.0	0.0	0/0	0	0	0
POSTSEASON TOTALS		1	0	0	0	0	0.0	0.0	0/0	0	0	0

> JONES' 2013 GAME-BY-GAME STATISTICS

Date	Opponent	GP	GS	T	AT	TOT	Sacks	Yds	Int/Yds	PD	FF	FR
9/8	TENNESSEE	1	0	1	0	1	0.0	0.0	0/0	0	0	0
9/16	at Cincinnati	1	1	4	0	4	0.0	0.0	0/0	0	0	0
9/22	CHICAGO	1	1	4	1	5	0.0	0.0	0/0	0	0	0
9/29	vs. Minnesota	1	1	1	0	1	0.0	0.0	0/0	0	0	0
10/13	at NY, Jets	1	1	2	1	3	0.0	0.0	0/0	0	0	0
10/20	BALTIMORE						INACTIVE					
10/27	at Oakland	1	0	1	0	1	0.0	0.0	0/0	0	0	0
11/3	at New England	1	0	1	0	1	0.0	0.0	0/0	0	0	0
11/10	BUFFALO	1	0	1	1	2	1.0	7.0	0/0	0	0	0
11/17	DETROIT	1	1	1	1	2	0.0	0.0	0/0	2	0	0
11/24	at Cleveland	1	1	2	0	2	0.0	0.0	0/0	1	0	0
11/28	at Baltimore	1	1	1	3	4	0.0	0.0	0/0	0	0	0
12/8	MIAMI	1	0	2	1	3	0.0	0.0	0/0	0	0	0
12/15	CINCINNATI	1	0	2	2	4	0.0	0.0	0/0	1	0	0
12/22	at Green Bay						INACTIVE					
12/29	CLEVELAND	1	1	9	0	9	0.0	0.0	0/0	2	0	0
SEASON TOTALS		14	8	32	10	42	1.0	7.0	0/0	6	0	0

> JONES' CAREER TOTALS

REGULAR SEASON

Year	Team	GP	GS	T	AT	TOT	Sacks	Yds	Int/Yds	PD	FF	FR
2013	Pittsburgh	14	8	32	10	42	1.0	7.0	0/0	6	0	0
2014	Pittsburgh	7	3	11	4	15	2.0	18.0	0/0	0	1	0
NFL TOTALS		21	11	43	14	57	3.0	25.0	0/0	6	1	0

Career Special Teams Tackles (7): 5 in '13 and 2 in '14.

REGULAR-SEASON SINGLE-GAME HIGHS:

Total Tackles: 9, vs. Cleveland, 12/29/13; Solo Tackles: 9, vs. Cleveland, 12/29/13; Sacks: 1.0, three times, last at Carolina, 9/21/14; Sack Yards: 10.0, vs. Cleveland, 9/7/14; Passes Defensed: 2, twice, last vs. Cleveland, 12/29/13; Forced Fumbles: 1, at Carolina, 9/21/14; Fumble Recoveries: N/A.

POSTSEASON

Year	Team	GP	GS	T	AT	TOT	Sacks	Yds	Int/Yds	PD	FF	FR
2014	Pittsburgh	1	0	0	0	0	0.0	0.0	0/0	0	0	0
NFL TOTALS		1	0	0	0	0	0.0	0.0	0/0	0	0	0



> Landry Jones QB

HEIGHT: 6-3
WEIGHT: 221
COLLEGE: Oklahoma
BORN: April 4, 1989

BIRTHPLACE: Artesia, N.M.
HOW ACQUIRED: D4b - '13 (#115)
NFL EXPERIENCE: 3rd year

PRO (0-0/0-0): Drafted by the Steelers with their second of two selections in the fourth round (115th overall) of the 2013 NFL Draft.

2014 (0-0/0-0): Inactive for all 16 games during the regular season and the lone postseason contest.

2013 (0-0): Inactive for all 16 games.

COLLEGE Started 50-of-52 games at Oklahoma, setting the school position record with 48 consecutive starts...shattered school and Big 12 Conference career-records and placed himself high on the NCAA Football Bowl Subdivision record charts with 1,388 completions of 2,183 passes (63.58%) for 16,646 yards and 123 touchdowns...added three rushing touchdowns...amassed 16,271 yards of total offense and was responsible for 126 touchdowns...his passing yardage total ranks third in NCAA annals...his average of 320.1 yards per game passing is the eighth-best figure by an NCAA FBS performer...his 123 touchdowns placed fifth in major college annals and are first in school history...his 16,271 yards in total offense rank third in college football history...his 2,315 total plays and his 2,183 pass attempts are Big 12 records...his 1,388 pass completions bettered the previous school career record and rank second in Big 12 history...majored in multidisciplinary studies. **2012:** The fifth-year senior earned All-Big 12 Conference second-team accolades from the AP and The NFL Draft Report, in addition to being named an honorable mention by the league's coaches...guided a unit that ranked fifth in the nation in passing, 12th in total offense and 15th in scoring...finished 11th in the major college ranks with an average of 319.77 yards per game of total offense, as he completed 367-of-555 passes (66.13%) for 4,267 yards and 30 touchdowns...amassed 4,157 yards while guiding the Sooners to a 10-3 record...threw for at least 300 yards in six contests, including a pair of consecutive 500-yard performances...his 367 pass completions rank second on the school single-season record chart and his 555 pass attempts placed third

on the school annual record chart...his 4,267 yards passing rank fourth on the team's annual chart...his 30 touchdown tosses are good for seventh on the Sooners' single-season record list, while his 4,157 yards in total offense rank fourth...threw for a school record 554 yards, had a school record 554 yards of total offense and tied the school record when he threw six touchdown passes vs. West Virginia...set a school record with 71 pass attempts vs. Oklahoma State. **2011:** The Manning Award finalist ended his junior season as the owner of 13 program passing records, including becoming Oklahoma's all-time passer with a then 12,379 career yards, which had ranked fifth in Big 12 Conference history...the All-Big 12 first-team pick by The NFL Draft Report guided a team that finished fifth in the nation in passing and total offense, and finished 10th in scoring...was the nation's sixth-rated player with an average of 341.46 yards per game in total offense...ranked third on the team's annual list with 4,463 yards passing and eighth with 29 touchdown passes...scored two rushing touchdowns and generated 4,439 yards of total offense...threw for over 300 yards eight times, with five 400-yard efforts that included a then career-best 505 yards on 35-of-47 tosses, along with five touchdowns vs. Kansas State...marked the third time in 2011 that he had five touchdowns in a game. **2010:** The Sammy Baugh Award winner earned honorable mention All-American from *Sports Illustrated*...the All-Big 12 Conference first-team pick by the *Dallas Morning News* and *Kansas City Star* added league second-team accolades from the AP...named the Fiesta Bowl Offensive Player of the Game after setting school bowl records in passing yardage (429) and passing touchdowns (3) in Oklahoma's win over Connecticut...set school season-records by completing 405-of-617 passes (65.64%)...his 38 touchdown tosses rank third on the team's record list...his pass efficiency rating of 146.31 ranked second in the conference and was the eighth-best rating ever by a Sooner...gained 4,590 yards of total offense...threw for over 300 yards ten times, with three of those contests generating at least 400 passing yards. **2009:** Started 10-of-12 games he appeared in...The NFL Draft Report's

LANDRY JONES

Freshman All-American placed third in the voting by the league's coaches for Big 12 Conference Freshman of the Year accolades...led a team that ranked 11th in the nation in passing...his 3,198 yards passing, along with 26 passing touchdown passes both rank ninth in team history for a single season...generated 3,085 yards of total offense...threw for over 300 yards three times. **2008:** Redshirted.

PERSONAL

Attended Artesia High School (Artesia, N.M.)...led his team to consecutive Class 4A State Championships, throwing for a combined 7,013 yards and 89 touchdowns...the first title came during his junior season, as the All-State

selection threw for 3,432 yards and 45 scores, while also rushing for 294 yards and nine scores in 2006... as a senior, earned EA Sports and Parade All-American honors, in addition to being a finalist for the Joe Montana Quarterback of the Year Award, given to the nation's best prep passer...selected as New Mexico Gatorade Player of the Year in 2007, gaining 3,850 yards on 366 pass attempts and 44 touchdowns on his way to yet another state title...finished his high school career by starring in the Under Armour ESPN All-American game... son of Kellye and Kevin Jones...wife, Whitney, was a former guard for the Oklahoma Sooners women's basketball team and was drafted by the San Antonio Silver Stars with the 32nd overall pick in the 2013 WNBA Draft...Full name: Matthew Landry Jones.

> JONES' 2014 GAME-BY-GAME STATISTICS

Date	Opponent	GP	GS	Att	Cmp	Pct	Yds	Yds/Att	TD	Int	Lg	Sk	Lst	Rtg
2014 Season														
INACTIVE														
SEASON TOTALS		0	0	0	0	0.0	0	0.0	0	0	0	0	0	0.0

POSTSEASON

1/3 BALTIMORE														
INACTIVE														
POSTSEASON TOTALS		0	0	0	0	0.0	0	0.0	0	0	0	0	0	0.0

> JONES' 2013 GAME-BY-GAME STATISTICS

Date	Opponent	GP	GS	Att	Cmp	Pct	Yds	Yds/Att	TD	Int	Lg	Sk	Lst	Rtg
2013 Season														
INACTIVE														
SEASON TOTALS		0	0	0	0	0.0	0	0.0	0	0	0	0	0	0.0

> JONES' CAREER TOTALS

REGULAR SEASON														
Date	Opponent	GP	GS	Att	Cmp	Pct	Yds	Yds/Att	TD	Int	Lg	Sk	Lst	Rtg
2013	Pittsburgh	0	0	0	0	0.0	0	0.0	0	0	0	0	0	0.0
2014	Pittsburgh	0	0	0	0	0.0	0	0.0	0	0	0	0	0	0.0
NFL TOTALS		0	0	0	0	0.0	0	0.0	0	0	0	0	0	0.0

POSTSEASON

Date	Opponent	GP	GS	Att	Cmp	Pct	Yds	Yds/Att	TD	Int	Lg	Sk	Lst	Rtg
2014 Pittsburgh														
INACTIVE														
NFL TOTALS		0	0	0	0	0.0	0	0.0	0	0	0	0	0	0.0

> JONES' CAREER RUSHING TOTALS

REGULAR SEASON							POSTSEASON						
Year	Team	Att	Yds	Avg	Lg	TD	Year	Team	Att	Yds	Avg	Lg	TD
2013	Pittsburgh	0	0	0.0	0	0	2014	Pittsburgh	INACTIVE				
2014	Pittsburgh	0	0	0.0	0	0	NFL TOTALS						
NFL TOTALS		0	0	0.0	0	0	0	0	0.0	0	0	0	0



> Joe Kruger *DE*

HEIGHT: 6-6
WEIGHT: 287
COLLEGE: Utah
BORN: June 4, 1992

BIRTHPLACE: Orem, Utah
HOW ACQUIRED: FA - '14
NFL EXPERIENCE: 2nd year

PRO (0-0/0-0): Signed a Reserve/Future contract with the Steelers on January 5, 2015... signed to the Steelers' practice squad on November 24, 2014...released from the Green Bay Packers' practice squad on November 3, 2014...added to the Packers' practice squad on October 7, 2014...released by the San Diego Chargers on August 30, 2014...acquired by the Chargers off waivers (from Philadelphia) on August 25, 2014...released by the Eagles on August 23, 2014...placed on the Eagles' Reserve/Injured List on August 30, 2013 due to a shoulder injury...originally drafted by the Eagles in the seventh round (212th overall) of the 2013 NFL Draft.

2014 (0-0): Spent time on the practice squads of the Steelers and Packers...spent the preseason with the Chargers and Eagles.

2013 (0-0): Placed on the Eagles' Reserve/Injured List (shoulder) on August 30, 2013 and missed the entire 2013 season.

COLLEGE Saw action in 37 games with 14 starts at Utah...majored in economics. **2012:** Named All-Pac 12 honorable mention...played in 11 games with seven starts...recorded 30 tackles, eight TFLs and a team-best six sacks...also returned one interception 24 yards for a touchdown...added two forced fumbles and one blocked field goal. **2011:** Played in all 13 games with seven starts...posted 35 tackles, five TFLs and three sacks...also added one forced fumble. **2010:** Played in all 13 games as a true freshman, mainly on special teams.

PERSONAL Attended Pleasant Grove High School (Pleasant Grove, Utah)...named first-team all-state and all-conference as a senior...ranked as one of the nation's top-25 defensive ends by Rivals.com...led the state in sacks 15.0 his senior season...lettered four years in football and basketball...son of Paul and Jennifer Kruger...dad played football for Oregon State...brother, Paul, was an all-conference defensive end for Utah in 2008, and he now plays for the Cleveland Browns...Full name: Jonathan Wells Kruger.



> Shawn Lemon *LB*

HEIGHT: 6-1
WEIGHT: 235
COLLEGE: Akron
BORN: Aug. 25, 1988

BIRTHPLACE: Waldorf, Md.
HOW ACQUIRED: FA - '15
NFL EXPERIENCE: 1st year

PRO (0-0/0-0): Signed a Reserve/Future contract with the Steelers on January 20, 2015... spent four seasons (2011-14) in the Canadian Football League where he registered 65 tackles, 22.0 sacks, one interception and three fumble recoveries. **2014 (CGY):** Played his second consecutive season with the Stampeders and set career-highs in tackles (31), sacks (13) and recorded his first interception...his 13 sacks tied for second in the CFL. **2013 (CGY):** Finished with 18 tackles, three sacks and recovered one fumble in

his first season with the Calgary Stampeders. **2012 (EDM):** Registered 16 tackles, six sacks and recovered two fumbles with the Edmonton Eskimos. **2011 (SSK):** Spent time with the Saskatchewan Roughriders.

COLLEGE Played in 41 games (18 starts) at Akron...majored in physical education. **2010:** Started all in 12 games for the Zips and finished with 39 tackles (20 solo), 10.5 TFLs, seven sacks, one pass defended, one fumble recovery and three forced

SHAWN LEMON

fumbles...set career-highs in all statistical categories. **2009:** Played in 11 games and had 24 tackles (14 solo), 6.5 TFLs, three sacks and one forced fumble. **2008:** Played in all 12 games with six starts and registered 34 tackles (18 solo), five TFLs and two forced fumbles...finished with a career-high nine tackles (six solo) and one TFL at Army. **2007:** Saw action in six

games as a true freshman and tallied five tackles (one solo), one TFL and one sack.

PERSONAL Attended Westlake High School (Waldorf, Md.)...son of Edward and Floretha Lemon...played one season (2009) at Akron with his older brother Marcus...Full name: Shawn Lemon.



Isaiah Lewis S

HEIGHT: 5-10

WEIGHT: 211

COLLEGE: Michigan State

BORN: Oct. 30, 1991

BIRTHPLACE: Indianapolis, Ind.

HOW ACQUIRED: FA - '15

NFL EXPERIENCE: 1st year

PRO [0-0/0-0]: Signed to the Steelers' offseason roster on January 13, 2015...released by the Cincinnati Bengals on August 25, 2014...originally signed with the Bengals as an undrafted rookie free agent on May 12, 2014.

COLLEGE Played in 53 games with 40 starts at Michigan State...was a four-year letter winner...totaled 227 tackles, 26 pass breakups and eight interceptions...his 158 interception return yards ranked 10th in school history at the conclusion of the 2013 season...majored in psychology. **2013:** Named first-team All-Big Ten by the coaches...earned honorable mention honors by the media...earned All-Big Ten accolades from Athlon Sports (first team) and ESPN.com (second team)...played in 13 games with 12 starts...recorded 58 tackle, 10 pass breakups and two interceptions...totaled a career-high 13 tackles in the Big Ten Championship game. **2012:** Earned honorable mention All-Big Ten honors from the coaches and media...made a career-best 80 tackles...added eight pass breakups

and two interceptions...also recorded a team-best six special teams tackles. **2011:** Named second-team All-Big Ten by the coaches and media...named to Yahoo! Sports' All-Big Ten first team...selected to CollegeFootballNews.com's All-Sophomore Team (second team)...recipient of the team's Most Outstanding Underclass Back Award for defense...started all 14 games...recorded a career-best four interceptions, two of which were returned for touchdowns...recorded seven pass breakups. **2010:** Named to Rivals.com's Big Ten All-Freshman Team...appeared in all 13 games, recording 15 tackles.

PERSONAL Attended Ben Davis High School (Indianapolis, Ind.)...invited to play in the 2010 Offense-Defense All-American Bowl...an AP Class 5A all-state selection as a senior...totaled 246 career tackles, which ranks seventh on the school's all-time list...also lettered as an outfielder and pitcher for the school's baseball team...son of Lorenzo and JoAnn Lewis...Full name: Isaiah Evan Jamil Lewis.



> Daniel McCullers DT

HEIGHT: 6-7
WEIGHT: 352
COLLEGE: Tennessee
BORN: Aug. 11, 1992

BIRTHPLACE: Raleigh, N.C.
HOW ACQUIRED: D6b - '14 (#215)
NFL EXPERIENCE: 2nd year

PRO (9-1/1-0): Drafted by the Steelers with the team's second sixth-round selection (215th overall) of the 2014 NFL Draft.

2014 (9-1/1-0): Saw action in nine games with one start during the regular season and made his postseason debut vs. Baltimore in the AFC Wild Card Game...inactive Weeks 1-6 and 9.

10/20 vs. Houston: Made his NFL debut.

10/26 at Indianapolis: Recorded his first career tackle.

11/17 at Tennessee: Became the first Steelers rookie nose tackle to start a game since 2001 (Casey Hampton, 1/6/02).

COLLEGE Started 19-of-24 games at Tennessee... finished with 72 tackles (41 solo) that included 1.5 sacks, 10 TFLs, six QB pressures, one fumble recovery, one forced fumble, two pass breakups and two blocked kicks...also attended Georgia Military College, starting 14-of-18 games...recorded 64 tackles (47 solo), five sacks for minus-19 yards, 16 TFLs and one forced fumble...majored in arts & sciences. **2013 [Tennessee]:** Received All-SEC third-team honors from The NFL Draft Report...shifted to left defensive tackle, starting all 12 games...posted 33 tackles (21 solo), assisting on a sack while making 4.5 TFLs...credited with four quarterback pressures...also recovered a fumble, deflected a pass and blocked one kick. **2012 [Tennessee]:** Started seven of the 12 games he

appeared in, lining up at nose guard...finished ninth on the team with a career-high 39 tackles (20 solo) that included one sack, 5.5 TFLs, two quarterback pressures and one forced fumble...also blocked a kick and deflected a pass. **2011 [Georgia Military College]:** Received a four-star rating from *Rivals.com*, as that recruiting service regarded him as the best defensive tackle and sixth-best overall junior college player in the country...247Sports.com rated him the second-best recruit in the state of Georgia and the seventh-best defensive tackle in the country...started all 10 games at nose guard, producing 37 tackles (27 solo) with two sacks for minus-4 yards and nine TFLs, while leading a Bulldog defense that held opponents to just 261 total yards per game, which ranked 14th in the nation. **2010 [Georgia Military College]:** Enrolled at Georgia Military College, playing football for head coach Bert Williams... started four of the eight games he played in, delivering 27 tackles (20 solo) with three sacks for minus-15 yards among his seven TFLs...also caused one fumble.

PERSONAL Attended Southeast Raleigh High School (Garner, N.C.), playing football for head coach Daniel Finn...the three-time all-conference selection helped lead the team to a 10-3 record as a senior in 2009...also earned second team all-state honors in his final prep season after recording 29 tackles and five sacks...posted a strong junior campaign in 2008 with 55 tackles and four sacks...son of Donnie McCullers...Full name: Daniel Ray McCullers-Sanders.

> MCCULLERS' 2014 GAME-BY-GAME STATISTICS

Date	Opponent	GP	GS	T	AT	TOT	Sacks	Yds	Int/Yds	PD	FF	FR
9/7	CLEVELAND						INACTIVE					
9/11	at Baltimore						INACTIVE					
9/21	at Carolina						INACTIVE					
9/28	TAMPA BAY						INACTIVE					
10/5	at Jacksonville						INACTIVE					
10/12	at Cleveland						INACTIVE					
10/20	HOUSTON	1	0	0	0	0	0.0	0.0	0/0	0	0	0
10/26	INDIANAPOLIS	1	0	1	0	1	0.0	0.0	0/0	0	0	0
11/2	BALTIMORE						INACTIVE					
11/9	at N.Y. Jets	1	0	0	0	0	0.0	0.0	0/0	0	0	0
11/17	at Tennessee	1	1	0	0	0	0.0	0.0	0/0	0	0	0
11/30	NEW ORLEANS	1	0	0	0	0	0.0	0.0	0/0	0	0	0

DANIEL MCCULLERS

MCCULLERS' 2014 GAME-BY-GAME STATISTICS (Continued)

Date	Opponent	GP	GS	T	AT	TOT	Sacks	Yds	Int/Yds	PD	FF	FR
12/7	at Cincinnati	1	0	0	0	0	0.0	0.0	0/0	0	0	0
12/14	at Atlanta	1	0	0	0	0	0.0	0.0	0/0	0	0	0
12/21	KANSAS CITY	1	0	0	0	0	0.0	0.0	0/0	0	0	0
12/28	CINCINNATI	1	0	0	1	1	0.0	0.0	0/0	0	0	0
SEASON TOTALS		9	1	1	1	2	0.0	0.0	0/0	0	0	0

POSTSEASON

1/3	BALTIMORE	1	0	0	1	1	0.0	0.0	0/0	0	0	0
POSTSEASON TOTALS		1	0	0	1	1	0.0	0.0	0/0	0	0	0



Steve McLendon DT

HEIGHT: 6-4
 WEIGHT: 320
 COLLEGE: Troy
 BORN: Jan. 3, 1986

BIRTHPLACE: Ozark, Ala.
 HOW ACQUIRED: FA - '09
 NFL EXPERIENCE: 6th year

PRO (63-22/2-1): Signed a three-year contract with the Steelers on April 18, 2013...signed an exclusive rights tender during the 2012 offseason...signed to the Steelers' active roster on October 30, 2010...re-signed to the practice squad on October 11, 2010...was released on October 7, 2010...signed to the active roster on October 2, 2010...re-signed to the Steelers' practice squad on September 21, 2010...was released on September 20, 2010...signed to the active roster on September 18, 2010...signed to the practice squad on September 6, 2010...was released on September 4, 2010...signed to the Steelers' offseason roster on January 7, 2010...signed to the practice squad on December 2, 2009...released from the practice squad on November 25, 2009...released by the Steelers on September 5, 2009, but was signed to the practice squad the very next day...originally signed as an undrafted rookie free agent with the Steelers on April 27, 2009.

2014 (12-11/1-1): Saw action in 12 games with 11 starts in the regular season...started his first career postseason contest vs. Baltimore in the AFC Wild Card Game...inactive Weeks 7-8 and 11-12 due to a shoulder injury.

9/7 vs. Cleveland: Started at NT for the second straight season opener.

9/11 at Baltimore: Tied his career-high with five tackles...left the game in the third quarter with a right shoulder injury and did not return.

9/21 at Carolina: Recorded his first sack of the season and first since December 30, 2012 vs. Cleveland...marked his fourth career sack.

10/12 at Cleveland: Left the game at halftime with a right shoulder injury and did not return.

11/2 vs. Baltimore: Returned to the starting lineup after missing two games due to a shoulder injury.

12/7 at Cincinnati: Returned to the starting lineup after missing two games due to a shoulder injury.

2013 (14-10): Played in 14 games with 10 starts...inactive 11/28 at Baltimore and 12/15 vs. Cincinnati due to an ankle injury.

9/8 vs. Tennessee: Tied his career-high with five tackles.

9/29 vs. Minnesota (London): Recorded his first career pass breakup.

10/20 vs. Baltimore: Tackled RB Bernard Pierce for a loss of one yard on third-and-one, forcing the Ravens to settle for a field goal in the first quarter...tied for the lead in tackles (3) for the defensive line.

10/27 at Oakland: Tied his career-high with five tackles.

11/17 vs. Detroit: Forced his second career fumble on Detroit's fake field goal attempt in the fourth quarter that was recovered by S Ryan Clark.

11/24 at Cleveland: Left the game with an ankle injury late in the first quarter and did not return.

12/8 vs. Miami: Had a season-high two QB pressures.

2012 (16-0): Saw action at NT and on special teams in all 16 games...set a career-high with two sacks...was part of a defense that finished second in the NFL in fewest rushing yards allowed per game (90.6).

10/7 vs. Philadelphia: Recorded his first sack of the season on QB Michael Vick and it marked the second of his career...forced his first career fumble on the sack.

11/4 at N.Y. Giants: Had one QB pressure.

11/12 vs. Kansas City: Played in his 30th career game.

11/25 at Cleveland: Stopped RB Trent Richardson for a three-yard loss midway through the second quarter for his only tackle of the contest.

12/23 vs. Cincinnati: Recorded a half-sack of QB Andy Dalton.

12/30 vs. Cleveland: Registered a half-sack on QB Thad Lewis, giving him a career-high two sacks on the season.

2011 (14-1/1-0): Saw action in 14 games on the defensive line and on special teams with one start at NT...saw increased action at NT in place of injured NT Casey Hampton in the lone postseason contest...had 11 tackles and one sack in the regular season, and had four tackles in the Wild Card Game at Denver.

9/18 vs. Seattle: Recorded his first career half-sack with LB LaMarr Woodley...added one QB pressure...was part of a defense that held the Seahawks to 164 total yards.

10/16 vs. Jacksonville: Saw action at NT...had two tackles...was part of a defense that held the Jaguars to 209 total yards.

10/23 at Arizona: Started his first career game at NT...had a career-high five tackles and one QB pressure...was part of a defense that held the Cardinals to 73 yards rushing.

12/8 vs. Cleveland: Saw action at NT...had two tackles...recorded a half-sack for minus-2.5 yards...was part of a defense that held the Browns to three points.

AFC Wild Card Game 1/8 at Denver: Saw increased

action at NT in place of the injured Hampton...had four tackles and one QB pressure.

2010 (7-0): Saw action on the defensive line and on special teams for seven regular-season contests...finished with two tackles and one fumble recovery...missed three games with a neck injury...was inactive for the final two regular season games and all three postseason contests.

9/19 at Tennessee: Played in his first career game on the defensive line...was added to the active roster the day before the game to provide depth on the defensive line...had his first career tackle...recovered his first career fumble...was part of a defense that limited the Titans to only 46 rushing yards and forced six Tennessee turnovers.

10/3 vs. Baltimore: Signed to the active roster on 10/2 to provide depth on the defensive line...did not have any tackles.

10/31 at New Orleans: Signed to the active roster from the practice squad on 10/30...saw action on the defensive line and on special teams.

11/21 vs. Oakland: Recorded one tackle and one QB pressure...was part of a defense that held the Raiders to 61 yards rushing.

2009 (0-0): Spent time on the Steelers' practice squad.

COLLEGE Lettered all four years along the defensive line at Troy...majored in sport and fitness management. **2008:** Played in all 13 games...recorded 40 tackles (28 solo), seven TFLs, three sacks and eight QB hurries. **2007:** Saw action in 10 games as a backup defensive tackle...finished with 15 tackles (nine solo). **2006:** Saw action in all 13 games, making seven starts...finished with 20 tackles, one forced fumble and six QB hurries. **2005:** Saw action in 10 games...recorded 16 tackles, three TFLs and two QB hurries.

PERSONAL Attended Carroll High School (Ozark, Ala.)...first-team All-Region as a junior and senior...recorded 324 career tackles, 64 TFLs and 12 sacks...named MVP in three sports – football, basketball and track – as a senior...has three sisters, Tiffany, Yashiko and Halliegh...son of Stephen Jr. and Cynthia McLendon...has three sons, Steve IV, Eli and Kaden...Full name: Stephen Craine McLendon III.

STEVE MCLENDON

> MCLENDON'S 2014 GAME-BY-GAME STATISTICS

Date	Opponent	GP	GS	T	AT	TOT	Sacks	Yds	Int/Yds	PD	FF	FR
9/7	CLEVELAND	1	1	1	1	2	0.0	0.0	0/0	0	0	0
9/11	at Baltimore	1	1	5	0	5	0.0	0.0	0/0	0	0	0
9/21	at Carolina	1	1	1	0	1	1.0	7.0	0/0	0	0	0
9/28	TAMPA BAY	1	1	1	2	3	0.0	0.0	0/0	0	0	0
10/5	at Jacksonville	1	1	0	0	0	0.0	0.0	0/0	0	0	0
10/12	at Cleveland	1	1	0	0	0	0.0	0.0	0/0	0	0	0
10/20	HOUSTON						INACTIVE					
10/26	INDIANAPOLIS						INACTIVE					
11/2	BALTIMORE	1	1	1	1	2	0.0	0.0	0/0	0	0	0
11/9	at N.Y. Jets	1	0	1	0	1	0.0	0.0	0/0	0	0	0
11/17	at Tennessee						INACTIVE					
11/30	NEW ORLEANS						INACTIVE					
12/7	at Cincinnati	1	1	1	0	1	0.0	0.0	0/0	0	0	0
12/14	at Atlanta	1	1	0	0	0	0.0	0.0	0/0	0	0	0
12/21	KANSAS CITY	1	1	0	0	0	0.0	0.0	0/0	0	0	0
12/28	CINCINNATI	1	1	0	3	3	0.0	0.0	0/0	0	0	0
SEASON TOTALS		12	11	11	7	18	1.0	7.0	0/0	0	0	0

POSTSEASON

1/3	BALTIMORE	1	0	0	1	1	0.0	0.0	0/0	0	0	0
POSTSEASON TOTALS		1	0	0	1	1	0.0	0.0	0/0	0	0	0

> MCLENDON'S 2013 GAME-BY-GAME STATISTICS

Date	Opponent	GP	GS	T	AT	TOT	Sacks	Yds	Int/Yds	PD	FF	FR
9/8	TENNESSEE	1	1	3	2	5	0.0	0.0	0/0	0	0	0
9/16	at Cincinnati	1	1	1	1	2	0.0	0.0	0/0	0	0	0
9/22	CHICAGO	1	0	0	0	0	0.0	0.0	0/0	0	0	0
9/29	vs. Minnesota	1	1	0	1	1	0.0	0.0	0/0	1	0	0
10/13	at N.Y. Jets	1	0	0	0	0	0.0	0.0	0/0	0	0	0
10/20	BALTIMORE	1	1	3	0	3	0.0	0.0	0/0	0	0	0
10/27	at Oakland	1	1	4	1	5	0.0	0.0	0/0	0	0	0
11/3	at New England	1	1	2	1	3	0.0	0.0	0/0	0	0	0
11/10	BUFFALO	1	1	0	0	0	0.0	0.0	0/0	0	0	0
11/17	DETROIT	1	0	1	0	1	0.0	0.0	0/0	0	1	0
11/24	at Cleveland	1	1	0	0	0	0.0	0.0	0/0	0	0	0
11/28	at Baltimore						INACTIVE					
12/8	MIAMI	1	1	0	0	0	0.0	0.0	0/0	0	0	0
12/15	CINCINNATI						INACTIVE					
12/22	at Green Bay	1	0	0	1	1	0.0	0.0	0/0	0	0	0
12/29	CLEVELAND	1	1	2	0	2	0.0	0.0	0/0	0	0	0
SEASON TOTALS		14	10	16	7	23	0.0	0.0	0/0	1	1	0

> MCLENDON'S 2012 GAME-BY-GAME STATISTICS

Date	Opponent	GP	GS	T	AT	TOT	Sacks	Yds	Int/Yds	PD	FF	FR
9/9	at Denver	1	0	0	1	1	0.0	0.0	0/0	0	0	0
9/16	N.Y. JETS	1	0	2	0	2	0.0	0.0	0/0	0	0	0
9/23	at Oakland	1	0	0	0	0	0.0	0.0	0/0	0	0	0
10/7	PHILADELPHIA	1	0	0	0	0	1.0	2.0	0/0	0	1	0
10/11	at Tennessee	1	0	0	0	0	0.0	0.0	0/0	0	0	0
10/21	at Cincinnati	1	0	0	0	0	0.0	0.0	0/0	0	0	0
10/28	WASHINGTON	1	0	0	0	0	0.0	0.0	0/0	0	0	0
11/4	at N.Y. Giants	1	0	0	0	0	0.0	0.0	0/0	0	0	0
11/12	KANSAS CITY	1	0	0	0	0	0.0	0.0	0/0	0	0	0
11/18	BALTIMORE	1	0	0	0	0	0.0	0.0	0/0	0	0	0
11/25	at Cleveland	1	0	1	0	1	0.0	0.0	0/0	0	0	0
12/2	at Baltimore	1	0	0	0	0	0.0	0.0	0/0	0	0	0
12/9	SAN DIEGO	1	0	0	1	1	0.0	0.0	0/0	0	0	0
12/16	at Dallas	1	0	0	0	0	0.0	0.0	0/0	0	0	0
12/23	CINCINNATI	1	0	0	1	1	0.5	3.5	0/0	0	0	0
12/30	CLEVELAND	1	0	1	1	2	0.5	2.0	0/0	0	0	0
SEASON TOTALS		16	0	4	4	8	2.0	7.5	0/0	0	1	0

► MCLENDON'S 2011 GAME-BY-GAME STATISTICS

Date	Opponent	GP	GS	T	AT	TOT	Sacks	Yds	Int/Yds	PD	FF	FR
9/11	at Baltimore						DID NOT PLAY					
9/18	SEATTLE	1	0	0	0	0	0.5	3.0	0/0	0	0	0
9/25	at Indianapolis						DID NOT PLAY					
10/2	at Houston	1	0	0	0	0	0.0	0.0	0/0	0	0	0
10/9	TENNESSEE	1	0	0	0	0	0.0	0.0	0/0	0	0	0
10/16	JACKSONVILLE	1	0	1	0	1	0.0	0.0	0/0	0	0	0
10/23	at Arizona	1	1	4	1	5	0.0	0.0	0/0	0	0	0
10/30	NEW ENGLAND	1	0	0	0	0	0.0	0.0	0/0	0	0	0
11/6	BALTIMORE	1	0	1	0	1	0.0	0.0	0/0	0	0	0
11/13	at Cincinnati	1	0	0	0	0	0.0	0.0	0/0	0	0	0
11/27	at Kansas City	1	0	1	0	1	0.0	0.0	0/0	0	0	0
12/4	CINCINNATI	1	0	1	0	1	0.0	0.0	0/0	0	0	0
12/8	CLEVELAND	1	0	1	1	2	0.5	2.5	0/0	0	0	0
12/19	at San Francisco	1	0	0	0	0	0.0	0.0	0/0	0	0	0
12/24	ST. LOUIS	1	0	0	0	0	0.0	0.0	0/0	0	0	0
1/1	at Cleveland	1	0	0	0	0	0.0	0.0	0/0	0	0	0
SEASON TOTALS		14	1	9	2	11	1.0	5.5	0/0	0	0	0

POSTSEASON

1/8	at Denver	1	0	4	0	4	0.0	0.0	0/0	0	0	0
POSTSEASON TOTALS		1	0	4	0	4	0.0	0.0	0/0	0	0	0

► MCLENDON'S 2010 GAME-BY-GAME STATISTICS

Date	Opponent	GP	GS	T	AT	TOT	Sacks	Yds	Int/Yds	PD	FF	FR
9/12	ATLANTA						PRACTICE SQUAD					
9/19	at Tennessee	1	0	1	0	1	0.0	0.0	0/0	0	0	1
9/29	at Tampa Bay						PRACTICE SQUAD					
10/3	BALTIMORE	1	0	0	0	0	0.0	0.0	0/0	0	0	0
10/17	CLEVELAND						PRACTICE SQUAD					
10/24	at Miami						PRACTICE SQUAD					
10/31	at New Orleans	1	0	0	0	0	0.0	0.0	0/0	0	0	0
11/8	at Cincinnati	1	0	0	0	0	0.0	0.0	0/0	0	0	0
11/14	NEW ENGLAND	1	0	0	0	0	0.0	0.0	0/0	0	0	0
11/21	OAKLAND	1	0	1	0	1	0.0	0.0	0/0	0	0	0
11/28	at Buffalo	1	0	0	0	0	0.0	0.0	0/0	0	0	0
12/5	at Baltimore – 1/2 at Cleveland						INACTIVE					
SEASON TOTALS		7	0	2	0	2	0.0	0.0	0/0	0	0	1

POSTSEASON

1/15	BALTIMORE – 2/6 vs. Green Bay						INACTIVE					
POSTSEASON TOTALS		0	0	0	0	0	0.0	0.0	0/0	0	0	0

► MCLENDON'S CAREER TOTALS

REGULAR SEASON

Year	Team	GP	GS	T	AT	TOT	Sacks	Yds	Int/Yds	PD	FF	FR
2010	Pittsburgh	7	0	2	0	2	0.0	0.0	0/0	0	0	1
2011	Pittsburgh	14	1	9	2	11	1.0	5.5	0/0	0	0	0
2012	Pittsburgh	16	0	4	4	8	2.0	7.5	0/0	0	1	0
2013	Pittsburgh	14	10	16	7	23	0.0	0.0	0/0	1	1	0
2014	Pittsburgh	12	11	11	7	18	1.0	7.0	0/0	0	0	0
NFL TOTALS		63	22	42	20	62	4.0	20.0	0/0	1	2	1

REGULAR-SEASON SINGLE-GAME HIGHS:

Total Tackles: 5, four times, last at Baltimore, 9/11/14; **Solo Tackles:** 4, twice, last at Oakland, 10/27/13; **Sacks:** 1.0, two times, last at Carolina, 9/21/14; **Sack Yards:** 7.0, at Carolina, 9/21/14; **Forced Fumbles:** 1, twice, last vs. Detroit, 11/17/13; **Fumble Recoveries:** 1, at Tennessee, 9/19/10.

POSTSEASON

Year	Team	GP	GS	T	AT	TOT	Sacks	Yds	Int/Yds	PD	FF	FR
2010	Pittsburgh	0	0	0	0	0	0.0	0.0	0/0	0	0	0
2011	Pittsburgh	1	0	4	0	4	0.0	0.0	0/0	0	0	0
2014	Pittsburgh	1	0	0	1	1	0.0	0.0	0/0	0	0	0
NFL TOTALS		2	0	4	1	5	0.0	0.0	0/0	0	0	0



> Heath Miller TE

HEIGHT: 6-5
WEIGHT: 256
COLLEGE: Virginia
BORN: Oct. 22, 1982

BIRTHPLACE: Swords Creek, Va.
HOW ACQUIRED: D1 - '05 (#30)
NFL EXPERIENCE: 11th year



CAREER HIGHLIGHTS

- > Is the Steelers' all-time leader in career receptions (532), receiving yards (6,034) and receiving touchdowns (43) for a tight end.
- > Ranks third among all Steelers in receptions and in receiving yards, and fourth in receiving touchdowns in franchise history.
- > He is one of three to record 500 receptions, one of four to record 6,000 receiving yards and one of five to record 40 receiving touchdowns in team history.
- > Entering the 2015 season, he has a 30 consecutive games started streak, the third-longest active consecutive games started streak in the NFL for a tight end.
- > Entering the 2015 season, he has caught a pass in 97 consecutive games that he has played in during the regular season, the second-longest streak in team history.
- > In 2014, he reached 500 receiving yards for the eighth straight season to become just the second player in team history to accomplish that feat (Hines Ward).
- > His 500 receiving yards in eight straight seasons is also the third-longest active streak among tight ends.
- > In 2014, he became the 11th tight end in NFL history and the third active at the position to eclipse 6,000 career receiving yards.
- > Named to the Pro Bowl after the 2009 and 2012 seasons.
- > Earned Steelers' MVP honors for the 2012 season, after leading Pittsburgh with 71 receptions and registering career-highs in receiving yards (816) and receiving touchdowns (8).

- > Named to *USA Today's* All-Joe Team following the 2008 season for his unsung efforts.
- > Named AFC Offensive Player of the Week in Week 8 of the 2005 season.
- > Recipient of the 2005 Joe Greene Great Performance Award, given annually to the top Steelers' rookie.

PRO (153-152/13-13): Signed to a new three-year contract on March 5, 2014...placed on the Reserve/Injured List on December 26, 2012 with a right knee injury...signed a six-year contract on July 30, 2009...originally drafted by the Steelers in the first round (30th overall) in the 2005 NFL Draft.

2014 (16-16/1-1): Started all 16 games at TE in the regular season for the fifth time in his career and started at TE in the AFC Wild Card Game vs. Baltimore...including the postseason, has now recorded at least one reception in 104 consecutive games played...moved into third place on the team's all-time receiving yards list 12/28 vs. Cincinnati...moved into fourth place on the team's all-time receiving touchdowns list 12/7 at Cincinnati.

9/28 vs. Tampa Bay: Recorded a career-best 10 receptions for 85 yards with one receiving touchdown...moved into eighth place on the team's all-time yards from scrimmage chart (5,476).

10/12 at Cleveland: Moved into seventh place in team history (5,541) on the yards from scrimmage chart.

10/26 vs. Indianapolis: Totaled 112 receiving yards, the third 100-yard game of his career...recorded a 49-yard reception, the third-longest reception of his career...registered an 11-yard touchdown reception to give him 42 for his career, tying Buddy Dial for the fourth-most receiving touchdowns in team history...also recorded one special teams tackle.

11/2 vs. Baltimore: Has now recorded the most receptions (61), receiving yards (637) and receiving

touchdowns (6) among NFL tight ends all-time versus Baltimore in the regular season.

11/30 vs. New Orleans: Tied for the team-lead with eight receptions.

12/7 at Cincinnati: Scored on a one-yard touchdown reception.

12/14 at Atlanta: Made his 150th career start.

12/21 vs. Kansas City: Tied for the game-high with seven receptions for 68 yards...has totaled 700 receiving yards on the year, the third time he has accomplished that feat in his career...recorded his 60th reception of the season, his third season with at least 60 receptions...eclipsed 50 receiving yards for the 50th time in his career in the regular season, which is the third-most for active tight ends.

AFC Wild Card Game 1/3 vs. Baltimore: Totaled six receptions for 76 yards, extending his postseason streak to nine consecutive playoff games with at least one reception...became the sixth player in team history to record at least 500 receiving yards in the postseason...moved into fifth place on the team's all-time receptions list in the postseason...left the game for a few plays in the fourth quarter due to a stinger, but returned.

2013 [14-14]: Inactive for the first two games recovering from a right knee injury that he sustained in Week 16 of the 2012 season...started the final 14 games at TE...became the sixth player in team history, and only the second tight end, to reach 5,000 career receiving yards...moved into fifth place on the team's all-time receiving yards list...moved into ninth place on the team's all-time total touchdowns list...scored his 40th career touchdown to become just the fifth player in team history and first tight end to reach the mark.

9/29 vs. Minnesota (London): With 4,785 receiving yards for his career, passed Buddy Dial (4,723) for the sixth-most receiving yards in team history.

10/13 at N.Y. Jets: Recorded a season-high 84 receiving yards...made an acrobatic 31-yard (season long) reception at the Jets' 34-yard line on the first play of the second quarter.

10/20 vs. Baltimore: Scored his 40th career touchdown on a three-yard shovel pass from QB Ben Roethlisberger in the first quarter...tied QB Kordell Stewart for the ninth-

most total touchdowns in team history...became just the fifth player in team history to record 40 receiving touchdowns and the first tight end to do so.

11/17 vs. Detroit: Tied a career-high and had a season-high eight receptions...with 5,021 receiving yards, became just the sixth player in team history, and second tight end to surpass 5,000 receiving yards.

11/28 at Baltimore: Finished with team-highs in receptions (8) and receiving yards (86).

2012 [15-15]: Started 15 games at TE...led the team in receptions (71) and ranked second in the AFC among tight ends...set career-highs with 816 receiving yards and eight receiving touchdowns...led all AFC tight ends in receiving yards and his eight touchdowns were the second-most in the AFC for tight ends...registered at least six receptions in five games for the second time in his career...registered at least four receptions in a career-best 12 games...recorded 5+ receptions in four straight weeks (Weeks 12-15) for the second time in his career...recorded six receptions in back-to-back weeks (Weeks 6-7) for the first time in his career...recorded a receiving touchdown in each of the first three games of the season for the first time in his career...was placed on the team's Reserve/Injured List on December 26, 2012 with a right knee injury and missed the season finale (vs. Cleveland).

9/9 at Denver: Recorded a four-yard touchdown reception late in the second quarter that gave the Steelers a 10-7 lead...has recorded a touchdown four times in season-opening games (2005-07, 2012)...converted a third-and-18 with a 23-yard reception late in the third quarter on a drive that ended in a Steelers touchdown.

9/16 vs. N.Y. Jets: Started at TE for the eighth consecutive home opener...recorded a one-yard touchdown reception late in the second quarter to give the Steelers a 13-10 lead...moved into eighth place (3,933) on the Steelers' all-time receiving yards list, passing Ray Mathews (3,919).

9/23 at Oakland: Tied career-highs in receptions (8) and receiving touchdowns (2)...recorded a receiving touchdown for the third consecutive game, tying for the second-longest streak of his career (Games 4-6 in 2009 and Games 4-7 in 2005)...marked the first time he recorded a receiving touchdown in each of the first three games of a season...with 35 career receiving touchdowns, passed WR Ray Mathews (34) for the seventh-most receiving touchdowns in team his-

HEATH MILLER

...became the first Steeler since WR Plaxico Burress (10/31/04) to record two receiving touchdowns in the first quarter.

10/11 at Tennessee: Recorded a team-high six receptions for 67 yards, passing WR Louis Lipps (358) for the third-most receptions in franchise history (362).

10/21 at Cincinnati: Hauled in a nine-yard touchdown grab and the two-point conversion that followed to tie the game 14-14 in the second quarter...with five touchdowns on the season, he recorded the most touchdowns in the first six games of any season in his career.

10/28 vs. Washington: Registered a seven-yard touchdown reception in the second quarter...tied Elbie Nickel (37) for the most receiving touchdowns by a tight end in team history...moved into seventh place (4,200) on the team's all-time receiving yards list, passing WR Plaxico Burress (4,164; 2000-2004).

11/25 at Cleveland: Recorded a team-high six receptions...marked the third time this season that he recorded six receptions in a game (10/11 at Tennessee and 10/21 at Cincinnati).

12/2 at Baltimore: Tied for the team-high with five receptions, and had a game-high and season-high 97 receiving yards...recorded his 38th career touchdown reception, a seven-yarder from QB Charlie Batch to tie the game 20-20...passed Elbie Nickel (37) for the most receiving touchdowns by a Steelers' tight end in team history...registered a season-long 43-yard reception to the Baltimore 19-yard line on a drive that ended with RB Jonathan Dwyer's 16-yard touchdown run...the 43-yard reception was the second-longest of his career (87-yard touchdown from Batch vs. Miami on 9/7/06).

12/16 at Dallas: Recorded seven receptions for 92 yards and one touchdown...with eight touchdowns on the season, he passed his single-season career-high of seven that he set in 2007...tied WR Louis Lipps (39) for the fifth-most receiving touchdowns in team history...joined WR Hines Ward (1,000) and WR John Stallworth (537) as the only Steelers' players to record at least 400 career receptions (405)...registered his second 90+ yard receiving game of the season for the second time in his career (2009)...has recorded 5+ receptions in four straight games for the second time in his career (Weeks 4-7 in 2009)...has registered at least six receptions in five games this season, marking the second time in his career that he recorded at least

six receptions in five regular-season games.

12/23 vs. Cincinnati: Finished second on the team with 45 receiving yards on three receptions...with 816 receiving yards on the season, Miller surpassed his previous single-season career-high of 789 that he set in 2009...marked only the second time in his career that he recorded 650 or more receiving yards in a single season...left the game late in the fourth quarter with a right knee injury and did not return.

2011 (16-16-1-1): Started all 16 contests, including the lone postseason contest at TE... became the team's all-time leader in receptions as a TE, when he passed Elbie Nickel (329)...with 337 career receptions he passed WR Lynn Swann (336) to move into fourth place for the most receptions in team history...moved into ninth place on the Steelers all-time receiving yards list (3,864).

9/25 at Indianapolis: Recorded five receptions for 71 yards.

10/9 vs. Tennessee: Registered three receptions for 46 yards...hauled in an eight-yard touchdown, marking his 30th career receiving touchdown...became only the eighth Steelers' player to record at least 30 touchdown receptions in their career...surpassed 300 career receptions, becoming the seventh player, and only second tight end (Elbie Nickel, 329) in franchise history to reach 300 career receptions.

10/16 vs. Jacksonville: Tallied a team-high four receptions for 27 yards...helped block for Steelers' rushers to gain 185 yards on the ground.

10/23 at Arizona: Recorded four receptions for 59 yards with one touchdown...added his first career rush for six yards.

10/30 vs. New England: Played in his 100th career game, starting at TE...led the team with 85 yards on seven receptions...tied a first-half career-high with six receptions and set a first-half career-high with 76 yards...tied TE Eric Green for the most receptions by a Steelers' TE in the first half, dating back to 1991.

11/6 vs. Baltimore: Made his 100th career start at TE... recorded five receptions for 73 yards.

12/24 vs. St. Louis: Had one reception for 18 yards...with 3,841 career receiving yards, passed WR Santonio Holmes (3,825) for ninth place on the Steelers all-time receiving yards list.

AFC Wild Card Game 1/8 at Denver: Started at TE...had five receptions for 60 yards...his 497 career postseason receiving yards is the most by a tight end in team history...became the sixth player in team history to reach 450 career postseason receiving yards.

2010 (14-14/3-3): Named offensive co-captain...started 14 regular-season games at tight end, missing two games because of a concussion...finished third on the team in both receptions (42) and yards (512) and tied for third on the team with two touchdown receptions...helped pave the way for RB Rashard Mendenhall to rush for a career-high 1,273 yards and a career-high 13 rushing touchdowns...started all three postseason contests at tight end...had nine receptions for 89 yards and one touchdown in the postseason.

9/12 vs. Atlanta: Had four catches for 40 yards with a long of 17 yards...helped block for a Steelers' rushing attack that had 143 yards on the ground.

9/19 at Tennessee: Had two receptions for three yards...caught his 250th career pass.

10/3 vs. Baltimore: Had two receptions for 32 yards...surpassed 3,000 career receiving yards.

10/17 vs. Cleveland: Had two receptions for 50 yards and one touchdown, his first of the season (a 14-yarder from QB Ben Roethlisberger in the fourth quarter).

11/14 vs. New England: Had five catches for 60 yards...became just the second tight end in team history to reach 3,000 yards for his career, trailing only Elbie Nickel, who finished his career with 5,133 receiving yards.

11/28 at Buffalo: Had four catches for 46 yards, including a 26 yarder.

12/5 at Baltimore: Left the game in the third quarter with a concussion and did not return.

12/23 vs. Carolina: Started his 90th career game at TE after missing two games with a concussion...finished with five catches for a season-high 73 yards...had a 20-yard reception on the first drive of the game.

1/2 at Cleveland: Had four catches for 55 yards and one touchdown.

AFC Divisional Game 1/15 vs. Baltimore: Hauled in a nine-yard touchdown pass from Roethlisberger in the third quarter, his fourth career postseason touchdown...finished with five receptions for 39 yards.

2009 (16-16): Started all 16 games at TE...set a team record for tight ends with 76 receptions...tied the team-lead with six touchdown receptions.

9/10 vs. Tennessee: Caught eight passes for 64 yards (8.0 avg.) with a long of 14.

9/20 at Chicago: Caught three passes for 27 yards (9.0 avg.)...eclipsed 2,000 career receiving yards, becoming just the fifth tight end in team history to accomplish that feat.

10/4 vs. San Diego: Caught eight passes for 70 yards (8.8 avg.) along with two touchdowns...marked the third multi-touchdown game of his career.

10/11 at Detroit: Caught five passes for 54 yards (10.8 avg.) along with one touchdown.

10/18 vs. Cleveland: Caught five passes for 80 yards (16.0 avg.) along with one touchdown...marked the second time in his career (2005, four games) that he registered at least one touchdown in three consecutive games.

11/22 at Kansas City: Caught seven passes for 95 yards (13.6 avg.) along with one touchdown.

12/10 at Cleveland: Caught five passes for 59 yards (11.8 avg.) with a long of 22.

12/20 vs. Green Bay: Caught seven passes for 118 yards with a long of 27...marked his second career 100-yard receiving game...broke the team's single-season record by a tight end which was held by Eric Green (63).

1/3 at Miami: Made his 22nd consecutive start at TE...caught five passes for 56 yards (11.2 avg.) with one touchdown.

2008 (14-14/3-3): Made 14 regular-season starts at TE...missed two games in Weeks 10 and 11 due to an ankle injury, the first two games that he missed in his pro career...started all three postseason games...caught 11 passes in the postseason for 156 yards (14.2 avg.) with one touchdown.

9/14 at Cleveland: Played in his 50th career game and had two receptions for 33 yards (16.5 avg.) with a long of 19 yards...had one assisted tackle on special teams.

9/21 at Philadelphia: Made his 50th career start at TE...finished with four receptions for 63 yards (15.8 avg.) with a long of 21 yards...surpassed 1,500 career receiving yards (1,548).

HEATH MILLER

10/19 at Cincinnati: Caught two passes for 13 yards (6.5 avg.)...his blocking helped pave the way for RB Mewelde Moore to rush 20 times for 120 yards (6.0 avg.) with two touchdowns.

10/26 vs. N.Y. Giants: Caught three passes for 52 yards (17.3 avg.) with a season-long reception of 22 yards.

11/3 at Washington: Did not record a catch prior to leaving the game in the first half with an ankle injury.

11/9 vs. Indianapolis: Was inactive with an ankle injury, the first time that he missed a game in his NFL career, snapping a streak of 56 consecutive games played.

11/20 vs. Cincinnati: Returned to the lineup after missing two games with an ankle injury...caught four passes for 44 yards (11.0 avg.) with a long of 19 yards and one touchdown.

11/30 at New England: Finished with four receptions for a team-high 60 yards (15.0 avg.) with a long of 21 yards.

12/7 vs. Dallas: Caught three passes for 20 yards (6.7 avg.) with one touchdown...his touchdown reception was the 21st of his career, moving him past Bennie Cunningham and into third place on the team's all-time list for touchdown catches by a tight end.

12/21 at Tennessee: Made his 60th career start at TE...caught a career-high eight passes for 69 yards (8.6 avg.) with a long of 17 yards.

AFC Divisional Game 1/11 vs. San Diego: Caught three passes for 37 yards (12.3 avg.) with an eight-yard touchdown reception in the third quarter.

Super Bowl XLIII 2/1 vs. Arizona: Made his eighth consecutive postseason start at TE...caught five passes for 57 yards (11.4 avg.) with a long of 21 yards.

2007 (16-16-1-1): Started all 16 games for the second consecutive year...established then-career-highs across the board with 47 receptions for 566 yards (12.0 avg.) and seven touchdowns...set personal single-game postseason-highs with eight receptions for 85 yards (10.6 avg.) in the loss to Jacksonville.

9/9 at Cleveland: Led the team in receptions with four and had a 22-yard touchdown grab from QB Ben Roethlisberger...was his third straight season opener with a touchdown catch.

9/23 vs. San Francisco: Made his 31st consecutive start at TE and led the team in catches (four) and receiving yards (82), which gave him an average of 20.5 yards per catch...went over the 1,000-yard mark in career receiving yards.

10/7 vs. Seattle: Recorded four catches for 44 yards (11.0 avg.) with a 13-yard long for a touchdown...his catches and yards gave him 90 career catches and put him over 1,100 career receiving yards (1,101).

10/21 at Denver: Registered five catches for 50 yards (10.0 avg.) including a 27-yard long...was on the receiving end of two of Roethlisberger's four touchdown passes...his two receiving touchdowns marked the second time he has had multi-touchdowns in a game in his career.

11/11 vs. Cleveland: Had five receptions for 71 yards (14.2 avg.) with one touchdown...his two-yard reception with 3:13 left in the game proved to be the game-winner...his five receptions put him over 100 career catches (104).

12/16 vs. Jacksonville: Finished with two catches for 24 yards (12.0 avg.) with one touchdown...hauled in an 18-yard touchdown pass from Roethlisberger in the second quarter to give him seven touchdowns on the year, passing his career-high of six touchdowns.

AFC Wild Card Game 1/5 vs. Jacksonville: Registered his fifth consecutive postseason start at TE and finished with eight catches for 85 yards and one touchdown.

2006 (16-16): Started all 16 games...finished with 34 catches for 393 yards (11.6 avg.) with five touchdowns.

9/7 vs. Miami: Caught three passes for a then career-high 101 yards (33.7 avg.) and one touchdown...eclipsed 100 yards receiving for the first time in his career...caught an 87-yard touchdown pass from QB Charlie Batch late in the fourth quarter to give the Steelers a 21-17 lead...87-yard touchdown was the longest touchdown reception at Heinz Field at the time...touchdown was the Steelers longest touchdown play since Kordell Stewart hit Bobby Shaw for a 90-yard touchdown (Dec. 16, 2001) and was the longest touchdown reception for a tight end in 32 years (Joe Namath connected with Rich Caster for 89 yards against Miami in 1974)...also became the first Steelers' TE to gain 100-yards receiving since Eric Green (119 - 12/26/93 at Seattle).

10/15 vs. Kansas City: Caught one pass for 16 yards... helped the running game gain 219 yards on 42 rushes (5.2 avg.) and three touchdowns.

10/22 at Atlanta: Caught two passes for four yards and a touchdown...scored on a one-yard toss in the second quarter to give Pittsburgh a 17-7 lead.

11/12 vs. New Orleans: Had three receptions for 30 yards (10.0 avg.) with a long of 22 and a touchdown... caught a two-yard touchdown pass from Roethlisberger to give the Steelers a 14-0 lead...helped block for RB Willie Parker to gain 213 yards (the second highest total in Steelers history).

12/7 vs. Cleveland: Started at TE and helped the offense gain 303 rushing yards on 52 carries (5.8 avg.) and two touchdowns...helped Parker rush for a single-game team-record 223 yards...snapped his streak of consecutive games with a reception at 15.

12/17 at Carolina: Helped spring Parker for a 41-yard touchdown run in the third quarter.

12/24 vs. Baltimore: Caught three passes for 12 yards (4.0 avg.) with a long of six...caught a one-yard touchdown on fourth-and-goal with seven seconds left in the first half.

12/31 at Cincinnati: Started at TE and helped the offense rush for 207 yards and possess the ball for 40:41.

2005 (16-15/4-4): Finished the season tied for third in the NFL among all rookies (non-kickers) in scoring with 36 points (six touchdowns) and was fourth among all NFL rookies in receptions (39)...his 39 catches were the most by a Steelers' TE since Eric Green caught 46 in during the 1994 season... finished second on the team with 39 receptions for 459 yards (11.8 avg.) and six touchdowns...caught a touchdown pass in four straight games, tying a team record for a TE...started 15-of-16 games and all four postseason games as a rookie...caught six touchdowns in his first seven games, becoming only the third TE in NFL history to reach that feat (Green in 1990 and Raymond Chester in 1970).

9/11 vs. Tennessee: Caught first career pass for a three-yard touchdown.

10/10 at San Diego: Caught four passes for 36 yards and a touchdown...scored on a 16-yard touchdown pass...his four receptions ranked second on the team behind Hines Ward.

10/16 vs. Jacksonville: Started at tight end for the fourth time in five games as the team opened in a two-tight end set...led the team in three categories with four receptions for 72 yards and a long of 27...marked the first time since 1994 that a Steelers' TE led the team outright in catches and yards in a game.

10/23 at Cincinnati: Led the team for the second straight game with six receptions for 58 yards (9.7 avg.) and scored one touchdown...had a long of 21 yards and became the first Steelers' TE to lead the team in receptions in two consecutive games.

10/31 vs. Baltimore: Finished with three catches for 18 yards with two touchdowns, the first multi-touchdown game of his career...extended his streak of consecutive games with at least one touchdown to four, tying the Steelers' tight end record...marked his fifth and sixth touchdowns in his first seven games...the only other tight ends in NFL history to catch six touchdown passes in their first seven games in the league were Raymond Chester (Oakland Raiders, 1970) and Eric Green (Pittsburgh Steelers, 1990)...earned AFC Rookie of the Week honors.

12/18 at Minnesota: Caught two passes for a team-high 58 yards, including a game long of 50 to set up the Steelers' first field goal...his 50-yard reception was the longest by a Steelers' TE since Eric Green hauled in a 71-yard touchdown in 1993.

1/1 vs. Detroit: Caught a team-high three passes for 62 yards (20.7 avg.)...had a 43-yard reception, his second longest catch of the season.

AFC Divisional Game 1/15 at Indianapolis: Caught three passes for 61 yards (20.3 avg.), including a long of 36...caught a seven-yard touchdown pass, his first career postseason touchdown.

AFC Championship Game 1/22 at Denver: Caught two passes for 31 yards (15.5 avg.)...had a long reception of 24 yards.

Super Bowl XL 2/5 vs. Seattle: Started at TE and helped team gain 181 rushing yards on 33 carries (5.5 avg.) with two rushing touchdowns.

COLLEGE Was the first ACC player to win the Mackey Award as the nation's best tight end (2004)...also became Virginia's first major award winner since 1941...held every receiving record for a tight end in school history and also established new conference career records for receptions, touch-

HEATH MILLER

down catches and yards gained by a tight end...closed out his career as the first two-time first-team All-ACC tight end in school history...started 39 consecutive games for the Cavaliers...scored at least once in each of his first five games at Virginia and his nine scoring grabs set a school season-record for tight ends...in 39 games as a Cavalier, caught 144 passes for 1,703 yards (11.8 avg.) and 20 touchdowns...only Billy McMullen (210, 1999-2001) had more catches in a career for the Cavaliers...his 1,703 yards ranked seventh on the school's career-record list and his 20 scoring grabs ranked fourth. **2004:** First-team All-American selection by The NFL Draft Report, the American Football Coaches Association, the Walter Camp Football Foundation and Football Writers Association of America...first-team All-Atlantic Coast Conference choice...led the team for the second straight year with 41 receptions for 541 yards (13.2 avg.) and five touchdowns in 12 games...served as team captain...25 of his receptions came on scoring drives. **2003:** All-American first-team selection by The NFL Draft Report, adding second-team honors from *College Football News*...first-team All-ACC pick...added first-team All-State honors from the Virginia Sports Information Directors Association and the *Roanoke Times*...set school and conference season records for tight ends with 70 receptions for 835 yards (11.9 avg.) and also scored six times...overall, his 70 catches ranked second on the school's season record list behind Billy McMullen's 83 grabs in 2001...joined Bruce McGonnigal (1989) as UVA's only tight ends with two 100-yard games in a season and was the first one to do it in consecutive games (Georgia Tech, Virginia Tech)...sixty percent of his catches went for either a first down or touchdown (42-of-70). **2002:** Second-team All-ACC choice...freshman All-American selection by Scripps/Football Writers Association of America, *The Sporting News* and *College Football News*...first-team All-State pick by the Virginia Sports Information Directors Association...honorable mention ECAC All-Star...started every game as a redshirt freshman, led all ACC tight ends with nine touchdowns and 33 receptions, good for 327 yards (9.9 avg.)...also threw for a 20-yard score and made two assisted tackles on special teams. **2001:** Was redshirted...was in uniform for the Richmond game...majored in sociology.

PERSONAL

Attended Honaker High School (Swords Creek, Va.)...was a quarterback and safety at Honaker High School, where he earned Associated Press Player of the Year honors as a senior and was a two-time AP All-State selection...

selected Virginia High School Coaches Association Group A Offensive Player of the Year as a senior and was a two-time first-team Group A All-State selection...earned All-Southwest Virginia first-team honors at quarterback and was a second-team all-state selection at defensive back, adding Region D Offensive Player of the Year accolades...passed for over 1,500 yards and 19 touchdowns and rushed for 901 yards in 2000...as a junior, passed for 1,872 yards and 26 touchdowns, and rushed for 643 yards and 12 scores, leading Honaker to an 11-2 record that season...played first base on the Honaker baseball team and was a forward on the basketball team...earned Black Diamond District first-team honors, and was an All-Region and All-State selection in baseball...also earned All-District and All-Region honors in basketball...son of Earl and Denise Miller...is married to Katie and they have three sons, Chase, Jake and Cole...Full Name: Earl Heath Miller.

► MILLER'S 2014 GAME-BY-GAME STATISTICS

Date	Opponent	GP	GS	Rec	Yds	Avg	Lg	TD
9/7	CLEVELAND	1	1	3	25	8.7	11	0
9/11	at Baltimore	1	1	4	35	8.8	13	0
9/21	at Carolina	1	1	4	51	12.8	30	0
9/28	TAMPA BAY	1	1	10	85	8.5	19	1
10/5	at Jacksonville	1	1	3	46	15.3	27	0
10/12	at Cleveland	1	1	2	19	9.5	13	0
10/20	HOUSTON	1	1	1	13	13.0	13	0
10/26	INDIANAPOLIS	1	1	7	112	16.0	49	1
11/2	BALTIMORE	1	1	1	14	14.0	14	0
11/9	at N.Y. Jets	1	1	3	29	9.7	16	0
11/17	at Tennessee	1	1	5	71	14.2	23	0
11/30	NEW ORLEANS	1	1	8	82	10.3	23	0
12/7	at Cincinnati	1	1	1	1	1.0	1	1
12/14	at Atlanta	1	1	4	68	17.0	26	0
12/21	KANSAS CITY	1	1	7	68	9.7	17	0
12/28	CINCINNATI	1	1	3	41	13.7	20	0
SEASON TOTALS		16	16	66	761	11.5	49	3

POSTSEASON

1/3	BALTIMORE	1	1	6	76	12.7	30	0
POSTSEASON TOTALS		1	1	6	76	12.7	30	0

► MILLER'S 2013 GAME-BY-GAME STATISTICS

Date	Opponent	GP	GS	Rec	Yds	Avg	Lg	TD
9/8	TENNESSEE							
9/16	at Cincinnati							
9/22	CHICAGO	1	1	3	35	11.7	22	0
9/29	vs. Minnesota	1	1	6	70	11.7	28	0
10/13	at N.Y. Jets	1	1	6	84	14.0	31	0
10/20	BALTIMORE	1	1	2	17	8.5	14	1
10/27	at Oakland	1	1	3	19	6.3	10	0
11/3	at New England	1	1	4	43	10.8	15	0
11/10	BUFFALO	1	1	1	6	6.0	6	0
11/17	DETROIT	1	1	8	67	8.4	21	0
11/24	at Cleveland	1	1	5	41	8.2	13	0
11/28	at Baltimore	1	1	8	86	10.8	21	0
12/8	MIAMI	1	1	3	56	18.7	31	0
12/15	CINCINNATI	1	1	4	35	8.8	13	0

► MILLER'S 2013 GAME-BY-GAME STATISTICS (Continued)

Date	Opponent	GP	GS	Rec	Yds	Avg	Lg	TD
12/22	at Green Bay	1	1	3	17	5.7	6	0
12/29	CLEVELAND	1	1	2	17	8.5	9	0
SEASON TOTALS		14	14	58	593	10.2	31	1

► MILLER'S 2012 GAME-BY-GAME STATISTICS

Date	Opponent	GP	GS	Rec	Yds	Avg	Lg	TD	
9/9	Denver	1	1	4	50	12.5	23	1	
9/16	N.Y. JETS	1	1	3	19	6.3	10	1	
9/23	at Oakland	1	1	8	60	7.5	16	2	
10/7	PHILADELPHIA	1	1	4	41	10.3	18	0	
10/11	at Tennessee	1	1	6	67	11.2	17	0	
10/21	at Cincinnati	1	1	6	53	8.8	30	1	
10/28	WASHINGTON	1	1	4	46	11.5	25	1	
11/4	at N.Y. Giants	1	1	4	48	12.0	23	0	
11/12	KANSAS CITY	1	1	4	47	11.8	20	0	
11/18	BALTIMORE	1	1	2	22	11.0	11	0	
11/25	at Cleveland	1	1	6	63	10.5	19	0	
12/2	at Baltimore	1	1	5	97	19.4	43	1	
12/9	SAN DIEGO	1	1	5	66	13.2	26	0	
12/16	at Dallas	1	1	7	92	13.1	30	1	
12/23	CINCINNATI	1	1	3	45	15.0	22	0	
12/30	CLEVELAND	RESERVE/INJURED LIST							
SEASON TOTALS		15	15	71	816	11.5	43	8	

► MILLER'S 2011 GAME-BY-GAME STATISTICS

Date	Opponent	GP	GS	Rec	Yds	Avg	Lg	TD
9/11	at Baltimore	1	1	3	42	14.0	16	0
9/18	SEATTLE	1	1	1	16	16.0	16	0
9/25	at Indianapolis	1	1	5	71	14.2	30	0
10/2	at Houston	1	1	3	15	5.0	7	0
10/9	TENNESSEE	1	1	3	46	15.3	20	1
10/16	JACKSONVILLE	1	1	4	27	6.8	13	0
10/23	at Arizona	1	1	4	59	14.8	21	1
10/30	NEW ENGLAND	1	1	7	85	12.1	19	0
11/6	BALTIMORE	1	1	5	73	14.6	30	0
11/13	at Cincinnati	1	1	3	31	10.3	18	0
11/27	at Kansas City	1	1	1	20	20.0	20	0
12/4	CINCINNATI	1	1	2	12	6.0	7	0
12/8	CLEVELAND	1	1	2	11	5.5	7	0
12/19	at San Francisco	1	1	5	82	16.4	39	0
12/24	ST. LOUIS	1	1	1	18	18.0	18	0
1/1	at Cleveland	1	1	2	23	11.5	12	0
SEASON TOTALS		16	16	51	631	12.4	39	2

POSTSEASON

1/8	at Denver	1	1	5	60	12.0	33	0
POSTSEASON TOTALS		1	1	5	60	12.0	33	0

► MILLER'S 2010 GAME-BY-GAME STATISTICS

Date	Opponent	GP	GS	Rec	Yds	Avg	Lg	TD
9/12	ATLANTA	1	1	4	40	10.0	17	0
9/19	at Tennessee	1	1	2	3	1.5	5	0
9/26	at Tampa Bay	1	1	2	25	12.5	21	0
10/3	BALTIMORE	1	1	2	32	16.0	19	0
10/17	CLEVELAND	1	1	2	50	25.0	36	1
10/24	at Miami	1	1	3	33	11.0	16	0
10/31	at New Orleans	1	1	2	39	19.5	25	0
11/8	at Cincinnati	1	1	3	21	7.0	9	0
11/14	NEW ENGLAND	1	1	5	60	12.0	18	0
11/21	OAKLAND	1	1	3	26	8.7	18	0

► MILLER'S 2010 GAME-BY-GAME STATISTICS (Continued)

11/28	at Buffalo	1	1	4	46	11.5	26	0	
12/5	at Baltimore	1	1	1	9	9.0	9	0	
12/12	CINCINNATI	INACTIVE							
12/19	N.Y. JETS	INACTIVE							
12/23	CAROLINA	1	1	5	73	14.6	20	0	
1/2	at Cleveland	1	1	4	55	13.8	23	1	
SEASON TOTALS		14	14	42	512	12.2	36	2	

POSTSEASON

1/15	BALTIMORE	1	1	5	39	7.8	13	1
1/23	N.Y. JETS	1	1	2	38	19.0	24	0
2/6	vs. Green Bay	1	1	2	12	6.0	15	0
POSTSEASON TOTALS		3	3	9	89	9.9	24	1

► MILLER'S 2009 GAME-BY-GAME STATISTICS

Date	Opponent	GP	GS	Rec	Yds	Avg	Lg	TD
9/10	TENNESSEE	1	1	8	64	8.0	14	0
9/20	at Chicago	1	1	3	27	9.0	15	0
9/27	at Cincinnati	1	1	5	20	4.0	7	0
10/4	SAN DIEGO	1	1	8	70	8.8	18	2
10/11	at Detroit	1	1	5	54	10.8	15	1
10/18	CLEVELAND	1	1	5	80	16.0	25	1
10/25	MINNESOTA	1	1	6	38	6.3	9	0
11/9	at Denver	1	1	3	18	6.0	14	0
11/15	CINCINNATI	1	1	4	26	6.5	11	0
11/22	at Kansas City	1	1	7	95	13.6	41	1
11/29	at Baltimore	1	1	1	2	2.0	2	0
12/6	OAKLAND	1	1	1	27	27.0	27	0
12/10	at Cleveland	1	1	5	59	11.8	22	0
12/20	GREEN BAY	1	1	7	118	16.9	27	0
12/27	BALTIMORE	1	1	3	35	11.7	19	0
1/3	at Miami	1	1	5	56	11.2	37	1
SEASON TOTALS		16	16	76	789	10.4	41	6

► MILLER'S 2008 GAME-BY-GAME STATISTICS

Date	Opponent	GP	GS	Rec	Yds	Avg	Lg	TD	
9/7	HOUSTON	1	1	3	26	8.7	11	0	
9/14	at Cleveland	1	1	2	33	16.5	19	0	
9/21	at Philadelphia	1	1	4	63	15.8	21	0	
9/29	BALTIMORE	1	1	2	8	4.0	6	0	
10/5	at Jacksonville	1	1	5	45	9.0	17	1	
10/19	at Cincinnati	1	1	2	13	6.5	7	0	
10/26	N.Y. GIANTS	1	1	3	52	17.3	22	0	
11/3	at Washington	1	1	0	0	0.0	0	0	
11/9	INDIANAPOLIS	INACTIVE							
11/16	SAN DIEGO	INACTIVE							
11/20	CINCINNATI	1	1	4	44	11.0	19	1	
11/30	at New England	1	1	4	60	15.0	21	0	
12/7	DALLAS	1	1	3	20	6.7	8	1	
12/14	at Baltimore	1	1	3	26	8.7	17	0	
12/21	at Tennessee	1	1	8	69	8.6	17	0	
12/28	CLEVELAND	1	1	5	55	11.0	20	0	
SEASON TOTALS		14	14	48	514	10.7	22	3	

POSTSEASON

1/11	SAN DIEGO	1	1	3	37	12.3	18	1
1/18	BALTIMORE	1	1	3	62	20.7	30	0
2/1	vs. Arizona	1	1	5	57	11.4	21	0
POSTSEASON TOTALS		3	3	11	156	14.2	30	1

HEATH MILLER

> MILLER'S 2007 GAME-BY-GAME STATISTICS

Date	Opponent	GP	GS	Rec	Yds	Avg	Lg	TD
9/9	at Cleveland	1	1	4	35	8.8	22t	1
9/16	BUFFALO	1	1	2	34	17.0	29	0
9/23	SAN FRANCISCO	1	1	4	82	20.5	29	0
9/30	at Arizona	1	1	3	46	15.3	28	0
10/7	SEATTLE	1	1	4	44	11.0	13t	1
10/21	at Denver	1	1	5	50	10.0	27	2
10/28	at Cincinnati	1	1	2	42	21.0	23	0
11/5	BALTIMORE	1	1	2	17	8.5	17t	1
11/11	CLEVELAND	1	1	5	71	14.2	22	1
11/18	at N.Y. Jets	1	1	2	36	18.0	19	0
11/26	MIAMI	1	1	0	0	0.0	0	0
12/2	CINCINNATI	1	1	4	30	7.5	10	0
12/9	at New England	1	1	4	28	7.0	11	0
12/16	JACKSONVILLE	1	1	2	24	12.0	18t	1
12/20	at St. Louis	1	1	1	7	7.0	7	0
12/30	at Baltimore	1	1	3	20	6.7	10	0
SEASON TOTALS		16	16	47	566	12.0	29	7

POSTSEASON

1/8	JACKSONVILLE	1	1	8	85	10.6	16	1
POSTSEASON TOTALS		1	1	8	85	10.6	16	1

> MILLER'S 2006 GAME-BY-GAME STATISTICS

Date	Opponent	GP	GS	Rec	Yds	Avg	Lg	TD
9/7	MIAMI	1	1	3	101	33.7	87t	1
9/18	at Jacksonville	1	1	1	11	11.0	11	0
9/24	CINCINNATI	1	1	3	34	11.3	13	0
10/8	at San Diego	1	1	2	22	11.0	15	0
10/15	KANSAS CITY	1	1	1	16	16.0	16	0
10/22	at Atlanta	1	1	2	4	2.0	3	1
10/29	at Oakland	1	1	2	10	5.0	5	0
11/5	DENVER	1	1	5	34	6.8	11	0
11/12	NEW ORLEANS	1	1	3	30	10.0	22	1
11/19	at Cleveland	1	1	2	32	16.0	16	0
11/26	at Baltimore	1	1	3	35	11.7	16	0
12/3	TAMPA BAY	1	1	2	27	13.5	16t	1
12/7	CLEVELAND	1	1	0	0	0.0	0	0
12/17	at Carolina	1	1	2	25	12.5	20	0
12/24	BALTIMORE	1	1	3	12	4.0	6	1
12/31	at Cincinnati	1	1	0	0	0.0	0	0
SEASON TOTALS		16	16	34	393	11.6	87t	5

> MILLER'S 2005 GAME-BY-GAME STATISTICS

Date	Opponent	GP	GS	Rec	Yds	Avg	Lg	TD
9/11	TENNESSEE	1	1	3	3.0	3.0	3t	1
9/18	at Houston	1	1	0	0	0.0	0	0
9/25	NEW ENGLAND	1	1	1	13	13.0	13	0
10/10	at San Diego	1	0	4	36	9.0	16t	1
10/16	JACKSONVILLE	1	1	4	72	18.0	27	1
10/23	at Cincinnati	1	1	6	58	9.7	21	1
10/31	BALTIMORE	1	1	3	18	6.0	8t	2
11/6	at Green Bay	1	1	2	11	5.5	9	0

> MILLER'S 2005 GAME-BY-GAME STATISTICS (Continued)

11/13	CLEVELAND	1	1	0	0	0.0	0	0
11/20	at Baltimore	1	1	5	37	7.4	19	0
11/28	at Indianapolis	1	1	4	26	6.5	9	0
12/4	CINCINNATI	1	1	3	44	14.7	21	0
12/11	CHICAGO	1	1	0	0	0.0	0	0
12/18	at Minnesota	1	1	2	58	29.0	50	0
12/24	CLEVELAND	1	1	1	21	21.0	21	0
1/1	DETROIT	1	1	3	62	20.7	43	0
SEASON TOTALS		16	15	39	459	11.8	50	6

POSTSEASON

1/8	at Cincinnati	1	1	2	15	7.5	9	0
1/15	at Indianapolis	1	1	3	61	20.3	36	1
1/22	at Denver	1	1	2	31	15.5	24	0
2/5	SEATTLE	1	1	0	0	0.0	0	0
POSTSEASON		4	4	7	107	15.3	36	1

> MILLER'S CAREER TOTALS

REGULAR SEASON

Year	Team	GP	GS	Rec	Yds	Avg	Lg	TD
2005	Pittsburgh	16	15	39	459	11.8	50	6
2006	Pittsburgh	16	16	34	393	11.6	87t	5
2007	Pittsburgh	16	16	47	566	12.0	29	7
2008	Pittsburgh	14	14	48	514	10.7	22	3
2009	Pittsburgh	16	16	76	789	10.4	41	6
2010	Pittsburgh	14	14	42	512	12.2	36	2
2011	Pittsburgh	16	16	51	631	12.4	39	2
2012	Pittsburgh	15	15	71	816	11.5	43	8
2013	Pittsburgh	14	14	58	593	10.2	31	1
2014	Pittsburgh	16	16	66	761	11.5	49	3
NFL TOTALS		153	152	5326	034	11.3	87t	43

Career Special Teams Tackles [2]: 1 in '08 and 1 in '14.

Additional Statistic: Has one career rush for six yards, 10/23/11 at Arizona.

REGULAR-SEASON SINGLE-GAME HIGHS:

Receptions: 10, vs. Tampa Bay, 9/28/14; Receiving Yards: 118, vs. Green Bay, 12/20/09; Receiving Avg. (Min. 4 Rec.): 20.3, vs. San Francisco, 9/23/07; Receiving Long: 87t, vs. Miami, 9/7/06; Receiving Touchdowns: 2, four times, last at Oakland, 9/23/12.

POSTSEASON

Year	Team	GP	GS	Rec	Yds	Avg	Lg	TD
2005	Pittsburgh	4	4	7	107	15.3	36	1
2007	Pittsburgh	1	1	8	85	10.6	16	1
2008	Pittsburgh	3	3	11	156	14.2	30	1
2010	Pittsburgh	3	3	9	89	9.9	24	1
2011	Pittsburgh	1	1	5	60	12.0	33	0
2014	Pittsburgh	1	1	6	76	12.7	30	0
NFL TOTALS		13	13	46	573	12.5	36	4



> Mike Mitchell &

HEIGHT: 6-0
WEIGHT: 210
COLLEGE: Ohio
BORN: June 10, 1987

BIRTHPLACE: Fort Thomas, Ky.
HOW ACQUIRED: UFA - '14
(from Carolina)
NFL EXPERIENCE: 7th year

PRO (92-39/2-2): Signed a five-year contract with the Steelers as an unrestricted free agent (from Carolina) on March 12, 2014...signed a one-year contract with the Panthers as an unrestricted free agent (from Oakland) on March 21, 2013...originally selected in the second round (47th overall) of the 2009 NFL Draft by the Raiders.

2014 (16-16/1-1) (Pit): Started all 16 games at safety in the regular season and the lone postseason contest...tied a career-high with two forced fumbles on the season...finished second on the team with 70 tackles.

10/12 at Cleveland: Forced his fourth career fumble in the fourth quarter that was recovered by CB Cortez Allen.

10/20 vs. Houston: Forced his fifth career fumble that was recovered by S Troy Polamalu.

12/14 at Atlanta: Left the game in the fourth quarter with a groin injury and did not return.

2013 (15-14) (Car): Played in 15 regular-season games and set a career-high with 14 starts...sat out the season-opener due to a calf injury...started the team's lone postseason contest...set single-season career-highs in tackles (74), solo tackles (53), sacks (3.5), interceptions (4) and forced fumbles (2)...tied for the team-lead in both interceptions and forced fumbles...tied a career-high with five passes defended...added one quarterback pressure...registered seven games with six or more tackles.

10/6 at Arizona: Finished with six tackles, one interception and one pass defended.

10/13 at Minnesota: Intercepted a career-high two passes, returning them for a total of 62 yards...both interceptions resulted in Panthers' touchdowns...also added one sack and seven tackles.

10/20 vs. St. Louis: Set a season-high with eight tackles (all solo)...registered a sack for the second consecutive game, breaking his previous single-season-high of

1.5 sacks...set a single-game and single-season-high with two forced fumbles...the first forced fumble led to a Graham Gano field goal...his second forced fumble came when Mitchell sacked and stripped QB Kellen Clemens.

11/10 at San Francisco: Added to his sack total, registering a half-sack for a four-yard loss.

12/1 vs. Tampa Bay: Intercepted his fourth pass of the season, which led to a Panthers' touchdown drive.

12/29 at Atlanta: Recorded 1.0 sack for eight yards to go along with one pass defended.

NFC Divisional Game 1/12 vs. San Francisco: Started at FS in his postseason debut...finished with five tackles and one pass defended.

2012 (16-2) (Oak): Played in all 16 games and made two starts...finished with 47 tackles, 1.0 sack and one pass defended...finished third on the team with eight special teams tackles.

11/18 at New Orleans: Made his first start of the season at SS...set career-highs with 13 total tackles and six assisted tackles.

12/6 vs. Denver: Registered 1.0 sack for a six-yard loss to go along with seven tackles.

12/30 at San Diego: Started at SS...finished with seven tackles.

2011 (13-4) (Oak): Played in 13 games and made four starts...missed the first three games of the season due to a knee injury...recorded 31 tackles, 1.0 sack and one interception...tied a career-high with five passes defended...also added three special teams tackles.

10/2 vs. New England: Registered his first sack of the season in his first appearance of the season.

10/23 vs. Kansas City: Set a season-high with five tackles.

12/11 at Green Bay: Registered his first interception of the season and the second of his career.

MIKE MITCHELL

2010 (16-3) (Oak): Played in all 16 games and made three starts...finished the season with 51 tackles, one interception and one forced fumble...set career-highs with five passes defended and two fumble recoveries...the pair of fumble recoveries tied for the team-lead...added five special teams tackles.

9/26 at Arizona: Made his first career start.

10/10 vs. San Diego: Registered three tackles, one pass defended and one fumble recovery.

10/24 at Denver: Started at S...registered five tackles, one pass defended and forced his first career fumble, which resulted in a rushing touchdown by Darren McFadden.

12/12 at Jacksonville: Registered his first career interception...the ensuing drive resulted in a Raiders touchdown.

12/26 vs. Indianapolis: Started at S...finished with six tackles and a fumble recovery...his fumble recovery resulted in a field goal on the ensuing Raiders' drive.

2009 (16-0) (Oak): Appeared in all 16 games as a rookie...finished the season with 16 tackles, 1.5 sacks and one fumble recovery...also contributed three special teams tackles.

9/14 vs. San Diego: Made his NFL debut.

9/27 vs Denver: Set a season-high with three tackles (all solo) and recovered his first career fumble.

12/13 vs. Washington: Recorded his first career sack, resulting in a 13-yard loss.

COLLEGE Played in 45 games and made 30 starts in four seasons at Ohio...finished his career tied for eighth in school history with 140 interception return yards...majored in political science. **2008:** Started all 11 games in which he played...placed fourth on the team with 62 tackles and led the team

with three interceptions...also broke-up five passes...recorded a season-high nine stops against Akron...finished with 4.5 TFLs, 0.5 sack and two forced fumbles against VMI...recorded two interceptions against Northwestern, marking the second time in his career that he intercepted two passes in a single game. **2007:** Played in 11 games...finished third on the team with 74 tackles, including a team-high 47 solo stops...tied for the team-lead with two interceptions...recorded four TFLs, 1.5 sacks and four passes defended...also forced one fumble and recovered another...finished with 12 tackles and tied a career-high with nine solo stops against Akron...set a career-high with seven assisted tackles and 1.5 TFLs against Kent State...set career-highs with 14 tackles and two interceptions against Wyoming while also recording one sack. **2006:** Played in all 14 games and started the final eight...tied for fourth on the team with 55 tackles...set a career-high with five TFLs...intercepted two passes and broke-up two passes...also forced one fumble...recorded five or more tackles in a game seven times...recorded six tackles and one interception against Central Michigan in the MAC Championship Game...registered his first career interception and returned it 30 yards against Eastern Michigan...recorded his first career sack against Western Michigan. **2005:** Saw action in nine games at safety as a freshman...finished the season with 21 tackles, two passes defended and one forced fumble...set a season-high with eight tackles and forced his first career fumble against Toledo...finished with five tackles, including his first career tackle for loss, against Bowling Green...made his collegiate debut in the home opener against Pittsburgh.

PERSONAL Graduate of Highlands High School (Fort Thomas, Ky.)...recorded 87 tackles, three forced fumbles and two fumble recoveries as a senior...earned honorable mention all-state honors following his senior season and led his team to the 2004 state championship...son of Marchelle and Maurice Mitchell...Full name: Michael Bryant Mitchell.

▶ MITCHELL'S 2014 GAME-BY-GAME STATISTICS

Date	Opponent	GP	GS	T	AT	TOT	Sacks	Yds	Int/Yds	PD	FF	FR
9/7	CLEVELAND	1	1	4	2	6	0.0	0.0	0/0	0	0	0
9/11	at Baltimore	1	1	4	1	5	0.0	0.0	0/0	0	0	0
9/21	at Carolina	1	1	5	0	5	0.0	0.0	0/0	0	0	0
9/28	TAMPA BAY	1	1	5	0	5	0.0	0.0	0/0	0	0	0
10/5	at Jacksonville	1	1	4	0	4	0.0	0.0	0/0	0	0	0
10/12	at Cleveland	1	1	3	0	3	0.0	0.0	0/0	2	1	0
10/20	HOUSTON	1	1	6	0	6	0.0	0.0	0/0	0	1	0
10/26	INDIANAPOLIS	1	1	2	1	3	0.0	0.0	0/0	0	0	0

> MITCHELL'S 2014 GAME-BY-GAME STATISTICS (Continued)

Date	Opponent	GP	GS	T	AT	TOT	Sacks	Yds	Int/Yds	PD	FF	FR
11/2	BALTIMORE	1	1	3	1	4	0.0	0.0	0/0	0	0	0
11/9	at N.Y. Jets	1	1	2	2	4	0.0	0.0	0/0	0	0	0
11/17	at Tennessee	1	1	2	3	5	0.0	0.0	0/0	0	0	0
11/30	NEW ORLEANS	1	1	4	2	6	0.0	0.0	0/0	0	0	0
12/7	at Cincinnati	1	1	3	1	4	0.0	0.0	0/0	1	0	0
12/14	at Atlanta	1	1	3	0	3	0.0	0.0	0/0	0	0	0
12/21	KANSAS CITY	1	1	2	0	2	0.0	0.0	0/0	0	0	0
12/28	CINCINNATI	1	1	3	2	5	0.0	0.0	0/0	0	0	0
SEASON TOTALS		16	16	55	15	70	0.0	0.0	0/0	3	2	0

POSTSEASON

1/3	BALTIMORE	1	1	2	3	5	0.0	0.0	0/0	0	0	0
POSTSEASON TOTALS		1	1	2	3	5	0.0	0.0	0/0	0	0	0

> MITCHELL'S 2013 GAME-BY-GAME STATISTICS

Date	Opponent	GP	GS	T	AT	TOT	Sacks	Yds	Int/Yds	PD	FF	FR
9/8	SEATTLE						INACTIVE					
9/15	at Buffalo	1	0	3	1	4	0.0	0.0	0/0	0	0	0
9/22	N.Y. GIANTS	1	1	2	0	2	0.0	0.0	0/0	0	0	0
10/6	at Arizona	1	1	3	3	6	0.0	0.0	1/0	1	0	0
10/13	at Minnesota	1	1	6	1	7	1.0	9.0	2/62	0	0	0
10/20	ST. LOUIS	1	1	8	0	8	1.0	8.0	0/0	0	2	0
10/24	at Tampa Bay	1	1	5	2	7	0.0	0.0	0/0	0	0	0
11/3	ATLANTA	1	1	3	1	4	0.0	0.0	0/0	0	0	0
11/10	at San Francisco	1	1	2	2	4	0.5	4.0	0/0	0	0	0
11/18	NEW ENGLAND	1	1	0	1	1	0.0	0.0	0/0	0	0	0
11/24	at Miami	1	1	3	3	6	0.0	0.0	0/0	1	0	0
12/1	TAMPA BAY	1	1	3	1	4	0.0	0.0	1/1	0	0	0
12/8	at New Orleans	1	1	6	0	6	0.0	0.0	0/0	1	0	0
12/15	N.Y. JETS	1	1	4	1	5	0.0	0.0	0/0	0	0	0
12/22	NEW ORLEANS	1	1	2	4	6	0.0	0.0	0/0	1	0	0
12/29	at Atlanta	1	1	3	1	4	1.0	8.0	0/0	1	0	0
SEASON TOTALS		15	14	53	21	74	3.5	29.0	4/63	5	2	0

POSTSEASON

1/12	SAN FRANCISCO	1	1	2	3	5	0.0	0.0	0/0	1	0	0
POSTSEASON TOTALS		1	1	2	3	5	0.0	0.0	0/0	1	0	0

> MITCHELL'S 2012 GAME-BY-GAME STATISTICS

Date	Opponent	GP	GS	T	AT	TOT	Sacks	Yds	Int/Yds	PD	FF	FR
9/10	SAN DIEGO	1	0	0	0	0	0.0	0.0	0/0	0	0	0
9/16	at Miami	1	0	0	0	0	0.0	0.0	0/0	0	0	0
9/23	PITTSBURGH	1	0	1	0	1	0.0	0.0	0/0	0	0	0
9/30	at Denver	1	0	0	0	0	0.0	0.0	0/0	0	0	0
10/14	at Atlanta	1	0	0	4	4	0.0	0.0	0/0	0	0	0
10/21	JACKSONVILLE	1	0	0	0	0	0.0	0.0	0/0	1	0	0
10/28	at Kansas City	1	0	2	1	3	0.0	0.0	0/0	0	0	0
11/4	TAMPA BAY	1	0	0	1	1	0.0	0.0	0/0	0	0	0
11/11	at Baltimore	1	0	0	0	0	0.0	0.0	0/0	0	0	0
11/18	NEW ORLEANS	1	1	7	6	13	0.0	0.0	0/0	0	0	0
11/25	at Cincinnati	1	0	0	0	0	0.0	0.0	0/0	0	0	0
12/2	CLEVELAND	1	0	2	3	5	0.0	0.0	0/0	0	0	0
12/6	DENVER	1	0	6	1	7	1.0	6.0	0/0	0	0	0
12/16	KANSAS CITY	1	0	1	0	1	0.0	0.0	0/0	0	0	0
12/23	at Carolina	1	0	4	1	5	0.0	0.0	0/0	0	0	0
12/30	at San Diego	1	1	3	4	7	0.0	0.0	0/0	0	0	0
SEASON TOTALS		16	2	26	21	17	1.0	6.0	0/0	1	0	0

MIKE MITCHELL

> MITCHELL'S 2011 GAME-BY-GAME STATISTICS

Date	Opponent	GP	GS	T	AT	TOT	Sacks	Yds	Int/Yds	PD	FF	FR
9/12	at Denver						INACTIVE					
9/18	at Buffalo						INACTIVE					
9/25	N.Y. JETS						INACTIVE					
10/2	NEW ENGLAND	1	0	1	0	1	1.0	0.0	0/0	0	0	0
10/9	at Houston	1	0	2	1	3	0.0	0.0	0/0	1	0	0
10/16	CLEVELAND	1	0	3	0	3	0.0	0.0	0/0	1	0	0
10/23	KANSAS CITY	1	0	0	5	5	0.0	0.0	0/0	0	0	0
11/6	DENVER	1	0	0	0	0	0.0	0.0	0/0	0	0	0
11/10	at San Diego	1	0	3	1	4	0.0	0.0	0/0	1	0	0
11/20	at Minnesota	1	0	1	0	1	0.0	0.0	0/0	0	0	0
11/27	CHICAGO	1	1	2	0	2	0.0	0.0	0/0	0	0	0
12/4	at Miami	1	1	2	0	2	0.0	0.0	0/0	1	0	0
12/11	at Green Bay	1	1	4	0	4	0.0	0.0	1/0	1	0	0
12/18	DETROIT	1	0	1	1	2	0.0	0.0	0/0	0	0	0
12/24	at Kansas City	1	1	2	1	3	0.0	0.0	0/0	0	0	0
12/1	SAN DIEGO	1	0	1	0	1	0.0	0.0	0/0	0	0	0
SEASON TOTALS		13	4	22	9	31	1.0	0.0	1/0	5	0	0

> MITCHELL'S 2010 GAME-BY-GAME STATISTICS

Date	Opponent	GP	GS	T	AT	TOT	Sacks	Yds	Int/Yds	PD	FF	FR
9/12	at Tennessee	1	0	0	1	1	0.0	0.0	0/0	0	0	0
9/19	ST. LOUIS	1	0	0	0	0	0.0	0.0	0/0	0	0	0
9/26	at Arizona	1	1	1	1	2	0.0	0.0	0/0	0	0	0
10/3	HOUSTON	1	0	3	0	3	0.0	0.0	0/0	0	0	0
10/10	SAN DIEGO	1	0	3	0	3	0.0	0.0	0/0	1	0	1
10/17	at San Francisco	1	0	2	2	4	0.0	0.0	0/0	0	0	0
10/24	at Denver	1	1	4	1	5	0.0	0.0	0/0	1	1	0
10/31	SEATTLE	1	0	2	2	4	0.0	0.0	0/0	1	0	0
11/7	KANSAS CITY	1	0	6	1	7	0.0	0.0	0/0	1	0	0
11/21	at Pittsburgh	1	0	3	1	4	0.0	0.0	0/0	0	0	0
11/28	MIAMI	1	0	4	0	4	0.0	0.0	0/0	0	0	0
12/5	at San Diego	1	0	4	0	4	0.0	0.0	0/0	0	0	0
12/12	at Jacksonville	1	0	2	0	2	0.0	0.0	1/0	1	0	0
12/19	DENVER	1	0	2	0	2	0.0	0.0	0/0	0	0	0
12/26	INDIANAPOLIS	1	1	5	1	6	0.0	0.0	0/0	0	0	1
1/2	at Kansas City	1	0	0	0	0	0.0	0.0	0/0	0	0	0
SEASON TOTALS		16	3	41	10	51	0.0	0.0	1/0	5	1	2

> MITCHELL'S 2009 GAME-BY-GAME STATISTICS

Date	Opponent	GP	GS	T	AT	TOT	Sacks	Yds	Int/Yds	PD	FF	FR
9/14	SAN DIEGO	1	0	1	0	1	0.0	0.0	0/0	0	0	0
9/20	at Kansas City	1	0	0	0	0	0.0	0.0	0/0	0	0	0
9/27	DENVER	1	0	3	0	3	0.0	0.0	0/0	0	0	1
10/4	at Houston	1	0	1	0	1	0.0	0.0	0/0	0	0	0
10/11	at N.Y. Giants	1	0	0	1	1	0.0	0.0	0/0	0	0	0
10/18	PHILADELPHIA	1	0	0	0	0	0.0	0.0	0/0	0	0	0
10/25	N.Y. JETS	1	0	0	0	0	0.0	0.0	0/0	0	0	0
11/1	at San Diego	1	0	1	0	1	0.0	0.0	0/0	0	0	0
11/15	KANSAS CITY	1	0	0	0	0	0.0	0.0	0/0	0	0	0
11/22	CINCINNATI	1	0	1	0	1	0.0	0.0	0/0	0	0	0
11/26	at Dallas	1	0	0	0	0	0.0	0.0	0/0	0	0	0
12/6	at Pittsburgh	1	0	0	2	2	0.0	0.0	0/0	0	0	0
12/13	WASHINGTON	1	0	1	0	1	1.0	13.0	0/0	0	0	0
12/20	at Denver	1	0	1	0	1	0.0	0.0	0/0	0	0	0
12/27	at Cleveland	1	0	2	1	3	0.0	0.0	0/0	0	0	0
1/3	BALTIMORE	1	0	0	1	1	0.5	3.5	0/0	0	0	0
SEASON TOTALS		16	0	11	5	16	1.5	16.5	0/0	0	0	1

> MITCHELL'S CAREER TOTALS

Year	Team	GP	GS	T	AT	TOT	Sacks	Yds	Int/Yds	PD	FF	FR
2009	Oakland	16	0	11	5	16	1.5	16.5	0/0	0	0	1
2010	Oakland	16	3	41	10	51	0.0	0.0	1/0	5	1	2
2011	Oakland	13	4	22	9	31	1.0	0.0	1/0	5	0	0
2012	Oakland	16	2	26	21	17	1.0	6.0	0/0	1	0	0
2013	Carolina	15	14	53	21	74	3.5	29.0	4/63	5	2	0
2014	Pittsburgh	16	16	55	15	70	0.0	0.0	0/0	3	2	0
NFL TOTALS		92	39	208	81	289	7.0	51.5	6/63	17	5	3
STEELERS TOTALS		16	16	55	15	70	0.0	0.0	0/0	3	2	0

Career Special Teams Tackles (19): 3 in '09, 5 in '10, 3 in '11 and 8 in '12.

Additional Statistics: Recovered a fumble on special teams 9/20/09 at Kansas City.

REGULAR-SEASON SINGLE-GAME HIGHS:

Total Tackles: 13, vs. New Orleans, 11/18/12; **Solo Tackles:** 8, vs. St. Louis, 10/20/13; **Sacks:** 1.0, six times, last at Atlanta, 12/29/13; **Sack Yards:** 13.0, vs. Washington, 12/13/09; **Interceptions:** 2, at Minnesota, 10/13/13; **Interception Yards:** 62, at Minnesota, 10/13/13; **Passes Defended:** 2, at Cleveland, 10/12/14; **Forced Fumbles:** 2, vs. St. Louis, 10/20/13; **Fumble Recoveries:** 1, three times, last vs. Indianapolis, 12/26/10.

POSTSEASON

Year	Team	GP	GS	T	AT	TOT	Sacks	Yds	Int/Yds	PD	FF	FR
2013	Carolina	1	1	2	3	5	0.0	0.0	0/0	1	0	0
2014	Pittsburgh	1	1	2	3	5	0.0	0.0	0/0	0	0	0
NFL TOTALS		1	1	2	3	5	0.0	0.0	0/0	1	0	0
STEELERS TOTALS		2	2	4	6	10	0.0	0.0	0/0	1	0	0



> Arthur Moats LB

HEIGHT: 6-2

WEIGHT: 250

COLLEGE: James Madison

BORN: March 14, 1988

BIRTHPLACE: Portsmouth, Va.

HOW ACQUIRED: UFA - '14
(from Buffalo)

NFL EXPERIENCE: 6th year

PRO (75-29/1-0): Agreed to terms with the Steelers on a three-year contract on March 9, 2015...signed a one-year contract with the Steelers as an unrestricted free agent (from Buffalo) on March 24, 2014...named the Bills' Walter Payton Man of the Year and the recipient of the team's Ed Block Courage Award in 2013...placed on the Bills' Reserve/Injured List on December 18, 2012, with an ankle injury...originally selected by the Bills in the sixth round (178th overall) of the 2010 NFL Draft.

2014 (16-9/1-0) (Pit): Saw action in all 16 games with nine starts in the regular season...made his postseason debut vs. Baltimore in the AFC Wild Card Game...set a career-high with 4.0 sacks in the regular season.

9/7 vs. Cleveland: Saw action on defense and on special teams in his Steelers' debut.

9/21 at Carolina: Saw action at LB in place of injured LB Jarvis Jones...added his first career sack as a Steeler.

11/2 vs. Baltimore: Forced a fumble in the second quarter that was recovered by CB Brice McCain...added a sack on QB Joe Flacco.

12/7 at Cincinnati: Registered his first career multi-sack game...also forced one fumble and recorded one fumble recovery...the fumble recovery led to a Steelers' go-ahead touchdown...marked his fourth career forced fumble and second career fumble recovery.

2013 (16-12) (Buf): Set a career-high with 12 starts in 16 games played...recorded a career-high 48 tackles, including five games with five or more stops...added six special teams stops (two, 10/13 vs. Cincinnati, and one on 9/8 vs. New England, 11/10 at Pittsburgh, 11/17 vs. N.Y. Jets and 12/1 vs. Atlanta).

ARTHUR MOATS

9/15 vs. Carolina: Totaled a career-high and season-high eight tackles to go along with one QB pressure.

9/29 vs. Baltimore: Was part of a defense that held the Ravens to 24 rushing yards and zero rushing first downs (tied a team record).

10/20 vs. Miami: Played in his 50th career contest.

2012 [14-4] (Buf): Saw action in 14 contests with four starts...placed on the Reserve/Injured List on December 18 with an ankle injury and missed the remainder of the season...totaled 18 tackles on defense and seven special teams tackles (two, 11/15 vs. Miami and 12/9 vs. St. Louis, and one 9/16 vs. Kansas City, 10/21 vs. Tennessee and 11/25 at Indianapolis).

9/9 vs. N.Y. Jets: Posted a season-high six tackles.

9/23 at Cleveland: Tied his season-high with six tackles.

12/16 vs. Seattle: Left the game in the first half due to an ankle injury and did not return.

12/18: Placed on the Reserve/Injured List with an ankle injury.

2011 [14-0] (Buf): Played in 14 games...inactive for the first two games (at Kansas City and vs. Oakland)...totaled 20 tackles, tied his career-high with 2.5 sacks, forced one fumble and recovered one fumble...added nine special teams tackles (two, 10/9 vs. Philadelphia, 12/11 at San Diego and 12/24 at Denver, and one 9/25 vs. New England, 10/16 at N.Y. Giants and 11/27 at N.Y. Jets).

10/9 vs. Philadelphia: Hurried QB Michael Vick which caused an interception by Bills' safety George Wilson.

10/30 vs. Washington: Had a half-sack.

12/18 vs. Miami: Recorded his first career fumble recovery.

12/24 vs. Denver: Sacked and stripped QB Tim Tebow for his first full sack of the season and first forced fumble of the year...marked his second career forced fumble.

1/1 at New England: Recorded a sack in back-to-back games for the second time in his career, a 10-yarder on QB Tom Brady.

2010 [15-4] (Buf): Saw action in 15 games, starting the final four of the season...inac-

tive 10/10 vs. Jacksonville due to an elbow injury...recorded 23 tackles, set a career-high with 2.5 sacks and added his first career forced fumble...also had a career-high 10 tackles on special teams (two, 9/19 at Green Bay, 11/7 vs. Chicago, 11/14 vs. Detroit, and one 9/26 at New England, 11/28 vs. Pittsburgh, 12/5 at Minnesota and 12/12 vs. Cleveland).

9/12 vs. Miami: Made his NFL debut seeing action on special teams.

9/26 at New England: Made a key block on C.J. Spiller's 95-yard kickoff return for a touchdown.

10/3 vs. N.Y. Jets: Left the game in the fourth quarter with an elbow injury and did not return.

10/24 at Baltimore: Recorded his first career half-sack on QB Joe Flacco.

12/5 at Minnesota: Knocked down QB Brett Favre on the third play of the game, which led to an interception by Bills' cornerback Drayton Florence.

12/12 vs. Cleveland: Made his first NFL start...recorded a strip sack in the fourth quarter on QB Jake Delhomme...marked his first career full sack and first career forced fumble.

12/19 at Miami: Recorded a sack on QB Chad Henne...became the first Bills' rookie to record full sacks in back-to-back games since Jeff Wright in 1988.

COLLEGE Started 29-of-49 games at James Madison...recorded 208 tackles and finished second in school history with 29 sacks...added 48.5 TFLs...majored in political science. **2009:** Earned the Buck Buchanan Award, given annually to the top defensive player in the FCS...named James Madison's Athlete of the Year...named a team captain...named CAA Defensive Player of the Year and earned first-team all-conference accolades...started all 11 games...led the team with a career-best 90 tackles and set a school single-season record with 23.5 TFLs, which also led the nation...led the conference with 11.0 sacks, which ranked third in the nation...earned CAA Defensive Player of the Week honors with nine tackles, a forced fumble and a sack vs. Liberty...returned a fumble 68 yards for a touchdown to go along with seven tackles vs. Towson. **2008:** Earned third-team All-CAA and second-team all-state honors by the Virginia Sports Information Directors Association...named team's Defensive Lineman of the Year...led the defensive line

with 65 tackles (40 solo), good for third-best on the team...posted team-best 15.5 tackles for loss and 11.5 sacks...the 11.5 sacks tied for school's number-two single-season mark and a share of the CAA lead...registered a career-best 11 stops in playoff win vs. Villanova. **2007:** Started 5-of-12 games totaling 45 tackles...tied for the team-lead in sacks (6.5), ranking sixth in the CAA...posted a then career-best eight tackles vs. Towson. **2006:** Played in each game as a true freshman posting 18 tackles...recorded a season-best five tackles vs. William & Mary...returned a fumble 22 yards for JMU's final score vs. Delaware.

PERSONAL Attended Churchland High School (Portsmouth, Va.)...tabbed team's most valuable player adding first-team all-district, All-Tidewater and second-team all-state defensive end accolades...also a district champion in wrestling and in the shot put as a senior...state all-star game invitee...earned first-team all-district and second-team All-Tidewater honors as a junior with second team all-district accolades his sophomore year...lettered in five sports: football, basketball, wrestling, soccer and track and field...son of Rosalind and Arthur Moats...is married to Shonda, and they have two daughters, Kaylor and Ava, and one son, Grey...Full name: Arthur Nathan Moats III.

> MOATS' 2014 GAME-BY-GAME STATISTICS

Date	Opponent	GP	GS	T	AT	TOT	Sacks	Yds	Int/Yds	PD	FF	FR
9/7	CLEVELAND	1	0	0	0	0	0.0	0.0	0/0	0	0	0
9/11	at Baltimore	1	0	1	0	1	0.0	0.0	0/0	0	0	0
9/21	at Carolina	1	0	2	0	2	1.0	8.0	0/0	0	0	0
9/28	TAMPA BAY	1	1	1	0	1	0.0	0.0	0/0	0	0	0
10/5	at Jacksonville	1	1	2	1	3	0.0	0.0	0/0	0	0	0
10/12	at Cleveland	1	1	0	0	0	0.0	0.0	0/0	0	0	0
10/20	HOUSTON	1	1	2	1	3	0.0	0.0	0/0	0	0	0
10/26	INDIANAPOLIS	1	1	1	0	1	0.0	0.0	0/0	0	0	0
11/2	BALTIMORE	1	1	2	1	3	1.0	9.0	0/0	0	1	0
11/9	at N.Y. Jets	1	1	3	1	4	0.0	0.0	0/0	0	0	0
11/17	at Tennessee	1	0	0	0	0	0.0	0.0	0/0	0	0	0
11/30	NEW ORLEANS	1	0	0	0	0	0.0	0.0	0/0	0	0	0
12/7	at Cincinnati	1	1	3	1	4	2.0	3.0	0/0	0	1	1
12/14	at Atlanta	1	1	0	1	1	0.0	0.0	0/0	0	0	0
12/21	KANSAS CITY	1	0	0	0	0	0.0	0.0	0/0	0	0	0
12/28	CINCINNATI	1	0	0	0	0	0.0	0.0	0/0	0	0	0
SEASON TOTALS		16	9	17	6	23	4.0	20.0	0/0	0	2	1

POSTSEASON

1/3	BALTIMORE	1	0	0	1	1	0.0	0.0	0/0	0	0	0
POSTSEASON TOTALS		1	0	0	1	1	0.0	0.0	0/0	0	0	0

> MOATS' 2013 GAME-BY-GAME STATISTICS

Date	Opponent	GP	GS	T	AT	TOT	Sacks	Yds	Int/Yds	PD	FF	FR
9/8	NEW ENGLAND	1	1	2	1	3	0.0	0.0	0/0	0	0	0
9/15	CAROLINA	1	1	7	1	8	0.0	0.0	0/0	0	0	0
9/22	at N.Y. Jets	1	1	1	5	6	0.0	0.0	0/0	0	0	0
9/29	BALTIMORE	1	1	1	1	2	0.0	0.0	0/0	0	0	0
10/3	at Cleveland	1	1	1	4	5	0.0	0.0	0/0	0	0	0
10/13	CINCINNATI	1	1	2	3	5	0.0	0.0	0/0	0	0	0
10/20	at Miami	1	1	3	0	3	0.0	0.0	0/0	0	0	0
10/27	at New Orleans	1	1	2	2	4	0.0	0.0	0/0	0	0	0
11/3	KANSAS CITY	1	1	1	0	1	0.0	0.0	0/0	0	0	0
11/10	at Pittsburgh	1	1	3	3	6	0.0	0.0	0/0	0	0	0
11/17	N.Y. JETS	1	1	2	0	2	0.0	0.0	0/0	0	0	0
12/1	ATLANTA	1	1	2	0	2	0.0	0.0	0/0	0	0	0
12/8	at Tampa Bay	1	0	0	1	1	0.0	0.0	0/0	0	0	0
12/15	at Jacksonville	1	0	0	0	0	0.0	0.0	0/0	0	0	0
12/22	MIAMI	1	0	0	0	0	0.0	0.0	0/0	0	0	0
12/29	at New England	1	0	0	0	0	0.0	0.0	0/0	0	0	0
SEASON TOTALS		16	12	27	21	48	0.0	0.0	0/0	0	0	0

ARTHUR MOATS

> MOATS' 2012 GAME-BY-GAME STATISTICS

Date	Opponent	GP	GS	T	AT	TOT	Sacks	Yds	Int/Yds	PD	FF	FR
9/9	at N.Y. Jets	1	1	3	3	6	0.0	0.0	0/0	0	0	0
9/16	KANSAS CITY	1	1	2	0	2	0.0	0.0	0/0	0	0	0
9/23	at Cleveland	1	0	5	1	6	0.0	0.0	0/0	0	0	0
9/30	NEW ENGLAND	1	1	1	0	1	0.0	0.0	0/0	0	0	0
10/7	at San Francisco	1	1	2	0	2	0.0	0.0	0/0	0	0	0
10/14	at Arizona	1	0	0	0	0	0.0	0.0	0/0	0	0	0
10/21	TENNESSEE	1	0	0	0	0	0.0	0.0	0/0	0	0	0
11/4	at Houston	1	0	0	0	0	0.0	0.0	0/0	0	0	0
11/11	at New England	1	0	0	1	1	0.0	0.0	0/0	0	0	0
11/15	MIAMI	1	0	0	0	0	0.0	0.0	0/0	0	0	0
11/25	at Indianapolis	1	0	0	0	0	0.0	0.0	0/0	0	0	0
12/2	JACKSONVILLE	1	0	0	0	0	0.0	0.0	0/0	0	0	0
12/9	ST. LOUIS	1	0	0	0	0	0.0	0.0	0/0	0	0	0
12/16	SEATTLE	1	0	0	0	0	0.0	0.0	0/0	0	0	0
12/23	at Miami											
12/30	N.Y. JETS											
							RESERVE/INJURED LIST					
							RESERVE/INJURED LIST					
SEASON TOTALS		14	4	13	5	18	0.0	0.0	0/0	0	0	0

> MOATS' 2011 GAME-BY-GAME STATISTICS

Date	Opponent	GP	GS	T	AT	TOT	Sacks	Yds	Int/Yds	PD	FF	FR
9/11	at Kansas City						INACTIVE					
9/18	OAKLAND						INACTIVE					
9/25	NEW ENGLAND	1	0	0	0	0	0.0	0.0	0/0	0	0	0
10/2	at Cincinnati	1	0	0	0	0	0.0	0.0	0/0	0	0	0
10/9	PHILADELPHIA	1	0	2	1	3	0.0	0.0	0/0	0	0	0
10/16	at N.Y. Giants	1	0	1	1	2	0.0	0.0	0/0	0	0	0
10/30	WASHINGTON	1	0	1	1	2	0.5	3.0	0/0	0	0	0
11/6	N.Y. JETS	1	0	1	2	3	0.0	0.0	0/0	0	0	0
11/13	at Dallas	1	0	0	1	1	0.0	0.0	0/0	0	0	0
11/20	at Miami	1	0	0	0	0	0.0	0.0	0/0	0	0	0
11/27	at N.Y. Jets	1	0	1	1	2	0.0	0.0	0/0	0	0	0
12/4	TENNESSEE	1	0	0	1	1	0.0	0.0	0/0	0	0	0
12/11	at San Diego	1	0	0	0	0	0.0	0.0	0/0	0	0	0
12/18	MIAMI	1	0	0	0	0	0.0	0.0	0/0	0	0	1
12/24	DENVER	1	0	1	2	3	1.0	6.0	0/0	0	1	0
1/1	at New England	1	0	1	2	3	1.0	10.0	0/0	0	0	0
SEASON TOTALS		14	0	8	12	20	2.5	19.0	0/0	0	1	1

> MOATS' 2010 GAME-BY-GAME STATISTICS

Date	Opponent	GP	GS	T	AT	TOT	Sacks	Yds	Int/Yds	PD	FF	FR
9/12	MIAMI	1	0	0	0	0	0.0	0.0	0/0	0	0	0
9/19	at Green Bay	1	0	0	0	0	0.0	0.0	0/0	0	0	0
9/26	at New England	1	0	0	0	0	0.0	0.0	0/0	0	0	0
10/3	N.Y. JETS	1	0	0	1	1	0.0	0.0	0/0	0	0	0
10/10	JACKSONVILLE						INACTIVE					
10/24	at Baltimore	1	0	0	1	1	0.5	1.5	0/0	0	0	0
10/31	at Kansas City	1	0	0	0	0	0.0	0.0	0/0	0	0	0
11/7	CHICAGO	1	0	0	1	1	0.0	0.0	0/0	0	0	0
11/14	DETROIT	1	0	0	2	2	0.0	0.0	0/0	0	0	0
11/21	at Cincinnati	1	0	0	0	0	0.0	0.0	0/0	0	0	0
11/28	PITTSBURGH	1	0	1	1	2	0.0	0.0	0/0	0	0	0
12/5	at Minnesota	1	0	0	1	1	0.0	0.0	0/0	0	0	0
12/12	CLEVELAND	1	1	1	2	3	1.0	4.0	0/0	0	1	0
12/19	at Miami	1	1	5	0	5	1.0	8.0	0/0	0	0	0
12/26	NEW ENGLAND	1	1	1	1	2	0.0	0.0	0/0	0	0	0
1/2	at N.Y. Jets	1	1	2	3	5	0.0	0.0	0/0	0	0	0
SEASON TOTALS		15	4	10	13	23	2.5	13.5	0/0	0	1	0

MOATS' CAREER TOTALS

REGULAR SEASON

Year	Team	GP	GS	T	AT	TOT	Sacks	Yds	Int/Yds	PD	FF	FR
2010	Buffalo	15	4	10	13	23	2.5	13.5	0/0	0	1	0
2011	Buffalo	14	0	8	12	20	2.5	19.0	0/0	0	1	1
2012	Buffalo	14	4	13	5	18	0.0	0.0	0/0	0	0	0
2013	Buffalo	16	12	27	21	48	0.0	0.0	0/0	0	0	0
2014	Pittsburgh	16	9	17	6	23	4.0	20.0	0/0	0	2	1
NFL TOTALS		75	29	75	57	132	9.0	52.5	0/0	0	4	2
STEELERS TOTALS		16	9	17	6	23	4.0	20.0	0/0	0	2	1

Career Special Teams Tackles (32): 10 in '10, 9 in '11, 7 in '12, 6 in '13

REGULAR-SEASON SINGLE-GAME HIGHS:

Total Tackles: 8, vs. Carolina, 9/15/13; **Solo Tackles:** 7, vs. Carolina, 9/15/13; **Sacks:** 2.0, at Cincinnati, 12/7/14; **Sack Yards:** 9.0, vs. Baltimore, 11/2/14; **Forced Fumbles:** 1, four times, last at Cincinnati, 12/7/14; **Fumble Recoveries:** 1, twice, last at Cincinnati, 12/7/14.

POSTSEASON

Year	Team	GP	GS	T	AT	TOT	Sacks	Yds	Int/Yds	PD	FF	FR
2014	Pittsburgh	1	0	0	1	1	0.0	0.0	0/0	0	0	0
NFL TOTALS		1	0	0	1	1	0.0	0.0	0/0	0	0	0

Roosevelt Nix **FB**

HEIGHT: 5-11

WEIGHT: 260

COLLEGE: Kent State

BORN: March 30, 1992

BIRTHPLACE: Reynoldsburg, Ohio

HOW ACQUIRED: FA - '15

NFL EXPERIENCE: 1st year

PRO [0-0/0-0]: Signed a Reserve/Future contract with the Steelers on January 9, 2015... released by the Atlanta Falcons on August 3, 2014... originally signed as an undrafted rookie free agent with the Falcons on May 12, 2014.

2014 [0-0/0-0]: Spent time in training camp with the Falcons.

COLLEGE Played in 49 games over his four year (2010-13) career at Kent State and finished with 182 tackles (102 solo), 65 TFLs, 24 sacks, 12 passes defended, 12 forced fumbles and returned one fumble for a touchdown...first player in Kent State history and the fifth player in MAC history to earn first team all-conference honors in four seasons...his 65 TFLs are a school record and he ranks second in school history with 24 career sacks...majored in criminal justice. **2013:** Played in 11 games and the defensive team captain registered 41 tackles (22 solo), 13 TFLs, 3.5 sacks, five passes defended and two forced fumbles...named to SI.com All-America Team, All-Mac First Team and selected to play in the Medal

of Honor Bowl...recorded his first sack of the season vs. Bowling Green State and added six tackles (five solo)...had a season-high eight tackles (four solo) and one TFL at Western Michigan...made a season-high two sacks and added four solo tackles, three TFLs and one forced fumble vs. Akron and was named MAC East Defensive Player of the Week for his performance. **2012:** Team captain who was an All-MAC First Team honoree after appearing in 14 games and recording 59 tackles (36 solo), 15 TFLs, six sacks, two passes defended and three forced fumbles...named to Phil Steele's postseason All-MAC First Team squad...registered eight tackles (six solo), four TFLs and one sack in the season opener vs. Towson...had a season-high nine tackles (six solo), one TFL, one sack and one forced fumble vs. Akron and was named MAC East Defensive Player of the Week and the OhioCollegeFootball.com Defensive Player of the Week...made five tackles (one solo) in the GoDaddy.com Bowl game vs. Arkansas State. **2011:** Saw action in 12 games and recorded 39 tackles (25 solo), 17 TFLs, 4.5 sacks, three passes defended, three forced fumbles and returned one fumble for a touchdown...named to All-Mid-American Conference First Team for the second

ROOSEVELT NIX

straight season...also garnered OhioCollegeFootball.com and All-Ohio First Team honors...tallied six tackles (three solo), two TFLs and one sack in the season opener at Alabama...made six tackles (four solo), two TFLs, one pass defended and one forced fumble vs. Miami (Ohio) and was named MAC East Defensive Player of the Week...returned a fumble nine yards for a touchdown vs. Bowling Green State...named MAC East Defensive Player of the Week after registering six tackles (three solo), 1.5 TFLs, and two passes defended at Akron. **2010:** Played in 12 games and finished with 43 tackles (19 solo), 20 TFLs, 10 sacks, two passes defended and four forced fumbles...became first freshman to be named MAC Defensive Player of the Year...honors included first-team Freshman All-American recognition from Sporting News, *Rivals.com*, Phil Steele, CollegeFootballNews.com and the Football Writers of America...earned MAC Freshman of the Year honors and All-MAC First Team honors...led the conference with 20 TFLs and ranked fourth in the nation...his 10 sacks set a Kent State single-season freshman

record and ranked 11th in the nation...recorded three tackles (two solo), two TFLs, one sack and one forced fumble in his collegiate debut vs. Murray State...had a career-high 3.5 sacks and added five tackles (three solo) and one forced fumble vs. Akron and was named MAC Defensive Player of the Week...recorded his second career multi-sack game at Bowling Green State as he finished with two...had two tackles (one solo), 1.5 TFLs, and 1.5 sacks vs. Ohio.

PERSONAL

Played at Reynoldsburg High School (Reynoldsburg, Ohio), playing for head coach Steve Evans...named OCC player of the year, second team all-state, first team all-district, all-metro and OCC...played in the 2010 Big 33 Classic for Ohio and was selected to play in the Ohio North-South All-Star game...registered 84 tackles, 34 TFLs and eight sacks as a junior and earned second team all-state, all conference and first-team all-district, Super 25 and first-team OCC honors...also lettered in wrestling...son of Johnny and Lisa Jones...Full name: Roosevelt Delbert Nix.



> Maurkice Pouncey

HEIGHT: 6-4
WEIGHT: 304
COLLEGE: Florida
BORN: July 24, 1989

BIRTHPLACE: Lakeland, Fla.
HOW ACQUIRED: D1 - '10 (#18)
NFL EXPERIENCE: 6th year



CAREER HIGHLIGHTS

- > Is the first center in NFL history to be selected to the Pro Bowl in each of his first three seasons (2010-12), and he earned his fourth Pro Bowl selection following the 2014 season.
- > Named first-team AP All-Pro twice (2011 and 2014).
- > Earned second-team AP All-Pro honors twice (2010, 2012).
- > Named to the 2012 USA Football All-Fundamentals Team.
- > Named to *Pro Football Weekly*/PFWA's All-NFL Team in 2011.

- > Named to *Sporting News*' All-Rookie Team and PFW/PFWA All-Rookie Team in 2010.
- > Selected to *Pro Football Weekly*'s Midseason All-Pro Team as a rookie.
- > Won the Joe Greene Great Performance Award, given annually to the Steelers' top rookie, in 2010 after becoming the first Steelers' rookie lineman to start his first NFL game since 2000 (Marvel Smith).

PRO

(62-62/3-3): Signed a five-year contract extension on June 12, 2014, to remain with the team through 2019...originally drafted by the Steelers in the first round (18th overall) of the 2010 NFL Draft.

2014 (16-16/1-1): Started at C in all 16 regular-season games for the second time in his career (2010) and the lone postseason contest...was part of an offensive line that helped block for the offense to set numerous single-season team records, including total points (436), total yards (6,577) and total first downs (379)...also helped block for an offense that led the NFL in time of possession (32:24), yards per first down play (6.42) and tied for the league lead in yards per play (6.2).

9/7 vs. Cleveland: Started at C for the fifth-consecutive season opener...was part of an offensive line that helped produce five scoring drives of 50+ yards.

9/21 at Carolina: Was part of an offensive line that helped block for RB Le'Veon Bell and RB LeGarrette Blount to each record 100-yard games...marked the first time since 1986 that the Steelers had two 100-yard rushers in the same game.

9/28 vs. Tampa Bay: Started his 50th career game at C.

10/26 vs. Indianapolis: Was part of an offensive line that allowed zero sacks in 49 pass attempts and allowed QB Ben Roethlisberger to throw for single-game team records in completions (40) passing yards (522) and passing touchdowns (6).

11/2 vs. Baltimore: Was part of an offensive line that helped block for Roethlisberger to throw six touchdowns and to total an NFL record 12 touchdown passes in back-to-back games.

11/17 at Tennessee: Was part of an offensive line that helped pave the way for Bell to record the fourth-highest single game rushing total in team history (204 yards).

12/7 at Cincinnati: Was part of an offensive line that allowed zero sacks in 39 pass attempts.

12/28 vs. Cincinnati: Was part of an offensive line that allowed zero sacks in 38 pass attempts.

2013 (1-1): Started at C for the season opener 9/8 vs. Tennessee...left the game in the first quarter with a right knee injury and did not return. Placed on the team's Reserve/Injured List with a right knee injury on September 9, 2013.

2012 (15-15): Started 15 games on the offensive line (14 at C and 1 at LG)...missed one game (at Cincinnati) due to a right knee injury...played both the center and left guard position in the latter part of

the season due to injured linemen...named to the Pro Bowl for the third straight season...became the first center in NFL history to be selected to the Pro Bowl in each of his first three seasons...named a second-team AP All-Pro and *Sporting News* All-Pro...also

9/9 at Denver: Started at C for the third consecutive season opener.

9/16 vs. N.Y. Jets: Started at C for the third consecutive home opener.

9/23 at Oakland: Helped block for a Steelers offense that scored on two touchdown drives of 80+ yards (81 and 85).

10/7 vs. Philadelphia: Helped block for a Steelers' offense that controlled the football for 33:31.

10/11 at Tennessee: Left the game in the first quarter with a right leg injury and did not return.

10/28 vs. Washington: Returned to the starting lineup at C after missing one game due to a right knee injury...was part of an offensive line that did not allow a quarterback sack.

11/4 at N.Y. Giants: Helped block for the Steelers' rushing attack to gain 158 yards on the ground.

11/18 vs. Baltimore: Served as a team captain, filling in for injured QB Ben Roethlisberger...helped block for a Steelers' offense that controlled the ball for 32:51.

11/25 at Cleveland: Served as a team captain, filling in for the injured Roethlisberger.

12/2 at Baltimore: Made his first career start at LG, filling in for injured LG Willie Colon...served as a team captain, filling in for the injured Roethlisberger...was part of an offensive line that helped the Steelers' gain 366 total net yards.

12/9 vs. San Diego: Started at C but moved to LG due to an injury to Colon.

12/16 at Dallas: Helped block for Roethlisberger to throw for 339 yards and two touchdowns.

12/30 vs. Cleveland: Made his 45th career start on the offensive line...started at C but moved to LG due to injuries to G David DeCastro and RT Kelvin Beachum.

2011 (14-14/0-0): Started 14 games at C...missed two regular season games (Weeks 15-16) and the lone postseason contest with an ankle injury...named an AFC Pro Bowl Starter, a first-team AP All-Pro

MAURKICE POUNCEY

and named to *Pro Football Weekly*/Professional Football Writers of America's 2011 All-NFL Team...helped block for the Steelers' offense to gain 372.3 total net yards per game and for QB Ben Roethlisberger to throw for 4,077 yards.

9/18 vs. Seattle: Helped block for the Steelers' offense to gain 421 total yards.

9/25 at Indianapolis: Helped block for Roethlisberger to throw for 364 yards and one touchdown.

10/2 at Houston: Part of line that led the way for Steelers' rushers to gain 118 yards on the ground.

10/9 vs. Tennessee: Helped block for Steelers' rushers to gain 174 yards on the ground and for Roethlisberger to throw for five touchdowns.

10/16 vs. Jacksonville: Assisted in clearing the way for Steelers' rushers to gain 185 yards, including RB Rashard Mendenhall's 146 yards and one touchdown.

10/23 at Arizona: Part of line that gave Roethlisberger time to throw for 361 yards and three touchdowns...over the next two weeks helped block for Roethlisberger to throw for a season-high 365 yards (10/30 vs. New England) and 330 yards (11/6 vs. Baltimore).

11/27 at Kansas City: Left the game in the second quarter with an illness and did not return.

12/4 vs. Cincinnati: Part of line that helped the Steelers rush for 136 yards on 33 carries (4.1 avg.).

12/8 vs. Cleveland: Forced to leave the game in the second quarter with an ankle injury and did not return.

12/19 at San Francisco: Was inactive due to an ankle injury, snapping a streak of 29 consecutive regular-season starts at C.

1/1 at Cleveland: Started at C after missing two games due to an ankle injury...helped block for the Steelers' offense to gain 360 total yards.

AFC Wild Card Game 1/8 at Denver: Missed game due to an ankle injury.

2010 (16-16/2-2): Started all 16 regular-season games at center, earning numerous accolades in his rookie season...became the first Steelers' rookie lineman to start his first NFL game since 2000 (Marvel Smith)...named to his first Pro Bowl as a reserve...won the Joe Greene Great Performance Award, given annually to the Steelers' top rookie...was named

to *Sporting News*' All-Rookie Team and to *Pro Football Weekly*'s Midseason All-Pro Team...named a PFW/PFWA All-Rookie...paved the way for RB Rashard Mendenhall to rush for a career-high 1,273 yards and a career-high 13 rushing touchdowns...started the first two post-season contests...left the game prior to halftime in the AFC Championship Game on January 23, 2011 with an ankle injury and did not return...was placed on the Reserve/Injured List on February 5, 2011 and missed Super Bowl XLV.

9/12 vs. Atlanta: Became the first Steelers' rookie lineman to start in his first NFL game since 2000 (Marvel Smith)...helped pave the way for Mendenhall to rush for 120 yards including the game winning 50-yard run for a touchdown in overtime.

9/19 at Tennessee: Helped Steelers' rushers gain 106 yards on the ground...was not flagged for any penalties.

9/26 at Tampa Bay: Helped block for a Steelers' rushing attack that gained 201 yards on the ground, including 143 by Mendenhall...was part of an offensive line that did not commit any penalties or allow a sack.

10/17 vs. Cleveland: Part of an offensive line that did not allow a sack for the second time all season.

10/24 at Miami: Helped give QB Ben Roethlisberger time to throw for 302 yards and two touchdowns.

11/8 at Cincinnati: Left the game in the second quarter with a leg injury but returned to the game.

11/14 vs. New England: Helped block for Roethlisberger to throw for a season-high 387 yards and three touchdowns.

11/21 vs. Oakland: Helped block for Steelers' rushers to gain 162 yards on the ground, for Roethlisberger to throw for 275 yards and three touchdowns, and for the Steelers' offense to gain 431 yards of total offense.

11/28 at Buffalo: Helped clear the way for Mendenhall to gain a season-high 151 yards rushing...helped block for Steelers' rushers to gain a season-high 206 yards rushing.

12/12 vs. Cincinnati: Helped block for Steelers' rushers to gain 123 yards on the ground.

12/23 vs. Carolina: Helped block for the Steelers' offense to gain 408 yards of total offense...helped block for Steelers' rushers to gain 115 yards on the ground and for Roethlisberger to throw for 320 yards.

1/2 at Cleveland: Helped block for the Steelers' offense to gain 418 total yards.

AFC Divisional Game 1/15 vs. Baltimore: Started his first career postseason game at center...helped block for Roethlisberger to throw for 226 yards and two touchdowns.

AFC Championship Game 1/23 vs. N.Y. Jets: Left the game late in the first quarter with an ankle injury and did not return.

COLLEGE

Started 39-of-41 games that he appeared in for Florida...in 2009 as a junior, became the first player in school history to capture the Rimington Trophy, given annually to the nation's best center...prior to the 2010 Sugar Bowl, spent five-plus hours at a local hospital because of kidney stones...received a CT scan that showed no kidney obstruction, got some IV fluid and played in the game, holding the Cincinnati defensive line to no tackles...enrolled at Florida early as a freshman in January 2007...social & behavioral sciences major. **2009:** Played and started in all 14 games...All-America first-team selection by *The NFL Draft Report*, Football Writers Association and Walter Camp, adding second-team honors from the Associated Press...became the first Gator to receive the Rimington Trophy, given annually to the best center in college football...unanimous All-Southeastern Conference first-team choice...started all 14 games at center...led the nation's interior linemen with a 91.57% grade for blocking consistency, producing 119 key blocks/knockdowns that included 20 touchdown-resulting blocks and seven more blocks downfield...did not allow a quarterback sack or pressure, nor was he penalized on any of the team's 919 offensive snaps...provided huge holes for a running attack that ranked 10th in the nation, averaging 221.79 yards per game...named SEC Offensive Lineman of the Week vs. Tennessee and Louisiana State (entire front wall awarded vs. LSU)...graded at least 90% for blocking consistency in 11 contests and registered at least one touchdown resulting block in all but one game (Alabama). **2008:** Starting center in all 14 games, including the 2008 SEC and FedEx BCS National Championship Game victories...All-Southeastern Conference first-team selection by *The NFL Draft Report* in his first season as the Gators' center...*College Football News* Sophomore All-America pick...was named the SEC's Offensive Lineman of the Week for his performance vs. Arkansas and was one of five UF Offensive Players of the Week after

the front wall's dominance of the Tigers in the Louisiana State clash...led the Gators with 115 knockdowns/key blocks, as he collected 16 touchdown-resulting blocks...allowed just one quarterback sack on 329 pass plays, helping Florida lead the conference and rank 15th nationally with an average of 445.07 yards of total offense per game. **2007:** Played in all 13 games and started in 11 at right guard (all except Ole Miss and Florida Atlantic)...also took snaps at center...named first-team Freshman All-America by *College Football News* and *Rivals.com* and was a member of the Freshman All-Southeastern Conference squads selected by the league's coaches and Associated Press...graded no lower than 83% for blocking consistency in any of his 11 starting assignments...became the seventh true freshman in school history to start a season opener for the Gators.

PERSONAL

Attended Lakeland High School (Lakeland, Fla.)...rated among the nation's top offensive guard recruits according to *Scout.com* (15th) and *Rivals.com* (15th)...one of 16 offensive linemen named to the *Atlanta Journal-Constitution's* Super Southern 100 squad...also a two-time All-State selection...as a senior, he and his twin brother, Mike, helped lead Lakeland to its 45th consecutive victory, third-consecutive Class 5A State Championship and second-straight *USA Today* National Championship in 2006...they were part of an offensive line that blocked for a 4,000-yard rushing team that season...graduated with a 3.0 grade point average...Maurkice and Mike (offensive lineman) were also teammates at Florida...Mike was drafted in the 1st round by the Miami Dolphins in the 2011 NFL Draft...son of Lisa and Rob Webster...has one daughter, Jayda...Full name: LaShawn Maurkice Pouncey.

> POUNCEY'S CAREER TOTALS

REGULAR SEASON

Year	Team	GP	GS
2010	Pittsburgh	16	16
2011	Pittsburgh	14	14
2012	Pittsburgh	15	15
2013	Pittsburgh	1	1
2014	Pittsburgh	16	16
NFL TOTALS		62	62

POSTSEASON

Year	Team	GP	GS
2010	Pittsburgh	2	2
2011	Pittsburgh	INACTIVE	
2014	Pittsburgh	1	1
NFL TOTALS		3	3



> Ben Roethlisberger QB

HEIGHT: 6-5
WEIGHT: 241
COLLEGE: Miami (Ohio)
BORN: March 2, 1982

BIRTHPLACE: Cory Rawson, Ohio
HOW ACQUIRED: D1 - '04 (#11)
NFL EXPERIENCE: 12th year



CAREER HIGHLIGHTS

- > In 11 seasons he has led the Steelers to five division titles, three AFC Championships and two Super Bowl victories in three championship game appearances, becoming the youngest quarterback to ever win a Super Bowl (23, Super Bowl XL), and the second-youngest quarterback to win his second Super Bowl (Tom Brady).
- > Holds career franchise regular-season records in numerous passing categories, including passing touchdowns (251), passing yards (39,057), passer rating (93.9), completions (3,157), pass attempts (4,954), completion percentage (63.7), yards per attempt (7.9), 300-yard passing games (37) and 3,000-yard passing seasons (9).
- > Owns two franchise records for career postseason passing, which are completion percentage (61.5) and passer rating (83.3).
- > Holds many of the single-season passing records for the Steelers including completions (408 in '14), attempts (608 in '14), touchdown passes (32 in '07 and '14), passer rating (104.1 in '07), completion percentage (67.1 in '14), passing yards (4,952 in '14), 300-yard games (9 in '14) and games with a passer rating of 100.0 or more (10 in '14).
- > He owns the top eight completion percentages for a single season, has completed five of the six most passes in a single season and has registered five of the six most passing yards in a single season in franchise history.
- > Holds the Steelers single-game records for most passing yards (522, 10/26/14 vs. Ind.), completions (40, 10/26/14 vs. Ind.), attempts (58, 11/30/14 vs. New Orleans), completion percentage (85.7, 11/26/07 vs. Mia.) and touchdown passes (6), which he did in back-to-back games in 2014 (10/26 vs. Ind. and 11/2 vs. Bal.).
- > By throwing 12 total touchdowns in those back-to-back games, he set an NFL record for the most touchdown passes in a two-game span.
- > In 2014, he became the first quarterback in NFL history to throw for 500 yards in multiple games.
- > In 2014, he became the 12th quarterback in NFL history to record 35,000 passing yards with one team and the fifth active quarterback to do so.
- > In 2014, he extended a team record streak to 30 straight games with at least one touchdown pass which came to an end (it tied Dan Marino for the fifth-longest streak in the NFL dating back to 1960).
- > In 2014, he became the 14th quarterback to record 30 career 300-yard games with one team and the seventh active player to do so.
- > In 2014, he became the ninth quarterback in NFL history to complete 3,000 passes with one team and the fifth active passer to do so.
- > In 2014, he became one of six quarterbacks in NFL history to record 3,000 passing yards in nine consecutive seasons (Brett Favre 18, Peyton Manning 13, Drew Brees 11, Eli Manning 10, Dan Marino 9).
- > In 2014, he became one of six quarterbacks in NFL history to earn wins against at least 31 other teams with a Week 15 victory at Atlanta.
- > In 2014, he became the 18th player in NFL history to reach 250 passing touchdowns in the regular season in Week 17 vs. Cincinnati.
- > Named the Steelers' 2013 Walter Payton Man of the Year, an award that recognizes a player's off-the-field community service as well as his playing excellence.
- > Has earned three trips to the Pro Bowl (after the 2007, 2011 and 2014 seasons).

- Became just the fourth quarterback in NFL history (Tom Brady, Joe Montana and Terry Bradshaw) to win 100 games in the first 150 starts of his career.
- Recorded his 90th win in the regular season in his 135th start, becoming the fifth-fastest quarterback in the Super Bowl era to reach 90 regular-season wins as a starter.
- Became just the fourth quarterback who began their career in the Super Bowl era to reach 80 wins in 113 or fewer starts.
- Is the first QB in franchise history to throw for more than 300 yards in three consecutive games (Weeks 7-9 in 2011).
- Reached 25,000 passing yards in 3,109 passes, which is the second-fastest in NFL history (Kurt Warner, 3,076).
- Surpassed 250 completions in a franchise record eight seasons (2006-09, 11-14).
- Is only the second quarterback in team history (Terry Bradshaw, 111) to reach 100 career wins in the regular season.
- Named the AFC Player of the Month in November of 2013.
- Has been named AFC Offensive Player of the Week 11 times in his career (Weeks 8-9 in '14, Week 11 in '13, Weeks 5 and 8 in '11, Week 17 in '10, Week 15 in '09, Week 5 in '08, Weeks 10 and 16 in '07 and Week 6 in '04).
- Has been named the FedEx Air Player of the Week nine times (Weeks 8-9 and 14-15 in '14, Week 8 in '11, Week 5 in '08, Weeks 9 and 16 in '07, Week 5 in '06). Earned Sunday ESPN NFL Primetime Game Ball honors for the Wild Card, Divisional and AFC Championship Games in 2005.
- Recipient of the 2010 Pro Football Writers' "The Chief Award," which was established in honor of the Steelers' founder, Arthur J. Rooney, Sr., and is presented annually to the Steeler that best exemplifies the spirit of cooperation with the media.
- Named Offensive Rookie of the Year by the AP, *Sports Illustrated*, *Sporting News*, *Pro Football*

Weekly, the Pro Football Writers Association, *Football Digest* and Pepsi, won the Joe Greene Great Performance Award given annually to the Steelers' top rookie, named to *Pro Football Weekly's* and the Pro Football Writers Association All-Rookie Team, named Pepsi NFL Rookie of the Week (Weeks 3-6, 8, 9, 11, 13, 16), NFL Rookie of the Month (October) and AFC Offensive Player of the Week (Week 6) all in 2004.

PRO (159-158/15-15): Signed a new five-year contract on March 13, 2015...signed an eight-year contract during the 2008 offseason to keep him with the team through 2015...originally drafted by the Steelers in the first round (11th overall) of the 2004 NFL Draft.

2014 (16-16/1-1): Named offensive team captain...started all 16 games at QB in the regular season...made his 15th career postseason start at QB in the AFC Wild Card Game vs. Baltimore...became the first quarterback in team history to throw for at least 30 touchdowns in two seasons (2007 and 2014)...became the first quarterback in team history to throw for at least 4,000 yards in back-to-back seasons...set numerous single-season team records, including attempts, completions, completion percentage, passing yards, 300-yard games and games with a passer rating of 100.0 or more...his 4,952 passing yards tied for the league lead (Drew Brees), and he joined Jim Finks (1955; 2,270) as the only QBs in team history to lead or tie for the NFL lead in passing yards...set team records in a single game for completions (40), passing yards (522) and passing touchdowns (6) vs. Indianapolis on 10/26...the following week (11/2 vs. Baltimore), he threw six more touchdowns to set an NFL record of 12 passing touchdowns over a two-game span.

9/7 vs. Cleveland: Improved to 18-1 (10-0 at home) as a starter against Cleveland...led the team on a game-winning drive (five plays, 33 yards) to set up K Shaun Suisham's game-winning 41-yard field goal...became the third quarterback to complete 300 passes against Cleveland in regular-season

BEN ROETHLISBERGER

games (only Warren Moon, 319, and Ken Anderson, 341) have completed 300 or more passes against the division opponent)...threw for 278 yards in the first half, a career-high for a first half of a regular-season game...extended his franchise-best streak of consecutive regular-season games in which he has played in with at least one touchdown pass to 30...threw for 138 yards in the first quarter, marking the fifth time he has thrown for 135 or more yards in the first quarter of a game (5-0 in those contests).

9/28 vs. Tampa Bay: Totaled 314 passing yards with three touchdowns...recorded 1,000 passing yards in the first four games of a season for the fifth time in his career and for the fourth straight season...recorded a passer rating of 130.0 in the first half, the 25th time in his career he posted a passer rating of 130.0 or better prior to halftime (21-4 record in those games).

10/12 at Cleveland: Became the all-time passing yards leader (4,595) and all-time completions leader (343) against the Browns in NFL history.

10/20 vs. Houston: Played in his 150th career game...registered double-digit touchdown passes in each of his first 11 NFL seasons, tying Jim Kelly for the fourth-most consecutive seasons with 10 or more passing touchdowns to start a career.

10/26 vs. Indianapolis: Named AFC Offensive Player of the Week and FedEx Air Player of the Week...recorded his 100th career win as a starter...improved to 18-1 at home in October, the best winning percentage in NFL history at home in October (.947)...won his 12th straight home game in October, the third-longest active streak in the NFL...set single-game team records for completions (40), passing yards (522) and passing touchdowns (6)...his 522 passing yards tied for the fourth-most in NFL history in a single game...became the first player in NFL history to throw for 500 yards in a game twice...threw for four touchdowns in the first half for the second time in his career...totaled 300 passing yards in the first half (320) for the first time in his career...matched his career-high with 23 first half completions.

11/2 vs. Baltimore: Named AFC Offensive Player of the Week and FedEx Air Player of the Week...tied his own team record with six touchdown passes...with 12 passing touchdowns in the last two weeks, set an NFL record for most passing touchdowns in a two-game span...totaled 340 passing yards...reached 2,500 passing yards for the ninth straight season and 10th season in his career...threw three touchdowns in the first half for the sixth time in his career and for the second straight week...threw at least four touchdowns for the ninth time in his career and for the first time in back-to-back games...marked the fourth time he threw for at least five touchdowns in a game.

11/9 at N.Y. Jets: Totaled 343 passing yards...became the first Steeler in franchise history to reach 3,000 passing yards in the first 10 games of a season...threw an 80-yard touchdown to WR Martavis Bryant.

11/17 at Tennessee: Improved his record to 11-4 on Monday Night Football...surpassed Bradshaw for the most completions by a Steeler on Monday Night Football (255)...recorded his 32nd career fourth quarter game-winning drive in the regular season.

11/30 vs. New Orleans: Set the single-game team record with 58 pass attempts...has recorded the fourth-most pass completions in a single season by a Steelers' quarterback (314)...marks his fourth season of 300 or more completions...has thrown for 3,500 yards on the season to become the first quarterback in team history to throw for at least 3,500 yards in back-to-back seasons...his 3,705 passing yards are the fifth-most all time on the team's single-season chart...recorded 25 passing touchdowns on the season, the fifth time in his career that he has thrown for 25 touchdowns...becomes the first Steelers' quarterback to throw for 25 or more touchdowns in three straight seasons.

12/7 at Cincinnati: Named FedEx Air Player of the Week...completed a 94-yard touchdown pass to Bryant, the second-longest pass play in team history and marked his 12th career touchdown pass of 60+ yards, a franchise record...with 25 career touchdown

throws against Cincinnati, has now recorded the most touchdown passes by a Steelers quarterback against the Bengals...has thrown at least one touchdown pass in 11 straight games.

12/14 at Atlanta: Named FedEx Air Player of the Week...with the win, has now beaten all 31 other NFL teams.

12/21 vs. Kansas City: Registered a passer rating of 100.0+ for the 66th time in his career during the regular season, improving his record to 59-7 in those games.

12/28 vs. Cincinnati: Recorded his 37th career 300-yard game with a 317-yard performance...improved to 16-6 against Cincinnati in the regular season...improved to 24-6 all-time against the AFC North at home (43-14 overall).

AFC Wild Card Game vs. Baltimore: Completed 31-of-45 passes for 334 yards...marked his second career 300-yard game in the postseason...surpassed Bradshaw for the most completions by a Steeler in the postseason (279)...set a team postseason record with 18 first-half completions...set a career-best playoff single-game mark with 31 completions...has now thrown a touchdown pass in 13-of-15 career playoff games...left the game for a few plays in the fourth quarter due to a neck injury but returned.

2013 **(16-16):** Started all 16 games at QB for the second time of his career (2008)...tied Terry Bradshaw (212) on 11/28 at Baltimore and passed Bradshaw for the most passing touchdowns (219) during the regular season in franchise history on 12/8 vs. Miami...became the 35th QB in NFL history to surpass 30,000 passing yards...is one of 21 quarterbacks in league history to throw for at least 30,000 yards and rush for at least 1,000 yards...passed Bradshaw (3,901) for the most pass attempts in franchise history...joined Bradshaw, John Elway, Joe Montana, Tom Brady and Eli Manning as the only QBs in NFL history to have at least 200 touchdown passes and win at least two Super Bowls...recorded a first-half passer rating of 100.0+ eight times...threw for 300 or more yards in five games, with two of those games going for 400 or

more...recorded a passer rating of 100.0+ five times...threw for four touchdowns twice.

9/22 vs. Chicago: Finished 26-of-41 for 406 yards with two touchdowns and two interceptions for a passer rating of 92.1.

9/29 vs. Minnesota (London): Finished with 383 yards on 36-of-51 passing with one touchdown, one interception and a passer rating of 90.6...threw for more than 375 yards in back-to-back games for the first time in his career.

10/20 vs. Baltimore: Finished 17-of-23 for 160 yards with one touchdown and zero interceptions for a passer rating of 107.2...led the Steelers on a seven-play, 39-yard drive to set up K Shaun Suisham's game-winning 42-yard field goal...added a season-high 25 rushing yards.

11/3 at New England: Completed 28-of-48 passes for 400 yards with four touchdowns, two interceptions for a passer rating of 95.8...recorded at least 300 passing yards for the third straight game against the Patriots...registered a passer rating of 90.0+ against New England for the fifth time during the regular season...recorded the fourth 400-yard game in the regular season...with 2,330 passing yards, he totaled the most passing yards by a Steeler in the team's first eight games since 1960.

11/17 vs. Detroit: Named AFC Offensive Player of the Week for his Week 11 performance...recorded four touchdown passes for the seventh time in his career...marked the 29th time he led the Steelers back from a fourth quarter deficit or tie to win during the regular season...recorded touchdown passes on both of the Steelers drives in the first quarter...recorded a perfect passer rating of 158.3 in the first quarter for the sixth time in his career and first since 12/8/11 vs. Cleveland...threw for 222 yards in the first half, marking the 18th time he has thrown for at least 200 yards in the first half of a regular-season game and first since 10/11/12 at Tennessee (221).

11/24 at Cleveland: Recorded his 11th career 100.0+ passer rating game vs. Cleveland...added a 28-yard punt that was downed at the Cleveland one-yard line.

BEN ROETHLISBERGER

11/28 at Baltimore: Completed 28-of-44 passes for 257 yards with two touchdowns for a passer rating of 94.6...tied Bradshaw (212) for the most passing touchdowns in franchise history in the regular season...became the first quarterback in team history to record at least 20 touchdown passes during the regular season five times (2007, 2009-13).

12/8 vs. Miami: Finished with 349 yards on 23-of-39 passing with three touchdowns for a passer rating of 114.2...threw for 300+ yards in a single game for the 28th time during the regular season...recorded a passer rating of 100.0+ for the 56th time in his career during the regular season...on the final play of the game, was credited with five receiving yards on a lateral.

12/15 vs. Cincinnati: Finished 20-of-25 for 191 yards with one touchdown and one interception for a passer rating of 95.2...marked the 10th time in his career that he completed 80% of his passes in a single game and first time since 9/7/08 vs. Houston...team is 10-0 when he completes at least 80% of his passes...opened the game by completing 12 straight passes, which ties for the third-longest streak of his career and the fifth-longest in franchise history during the regular season...attempted 18 passes before throwing an interception, which gave him 207 pass attempts without an interception, the longest streak of his career (including postseason)...recorded his 26th career passer rating of 100.0+ in the first half during the regular season...improved to 14-6 against the Bengals, passing Bradshaw (13-9) and Warren Moon (13-7) for the most wins by a quarterback against Cincinnati during the regular season, dating back to 1968.

12/22 at Green Bay: Finished 16-of-28 for 167 yards with two touchdowns and one interception for a passer rating of 83.5...added a 13-yard touchdown run...now has 15 rushing touchdowns during the regular season, which are the third-most by a Steelers' quarterback in team history...reached 4,000 passing yards in the regular season for the third time in his career (and in franchise history).

2012 (13-13): Started 13 games at quarterback, missing three contests due to a shoulder injury...marked the fifth straight season he recorded at least 3,200 passing yards...threw at least 20 touchdowns in back-to-back seasons for the first time in his career...registered a passer rating of at least 120.0 four times...recorded at least one touchdown pass in all 13 games he played, marking the first time in his career that he threw at least one touchdown in each game he played in the regular season.

9/16 vs. N.Y. Jets: Improved to 6-0 in home openers as a starting QB...finished 24-of-31 for 275 yards with two touchdowns for a passer rating of 125.1...marked the 47th time in his career that he posted a 100.0+ passer rating in the regular season and recorded the highest passer rating for a Jets' opponent since Patriots' QB Tom Brady recorded a rating of 148.9 on 12/6/10...eclipsed 27,000 career passing yards to join Bradshaw (27,989) as the only Steelers to reach 27,000 passing yards...became just the 52nd player in NFL history to reach the 27,000-yard passing mark.

9/23 at Oakland: Completed 36-of-49 passes for a season-high 384 yards and four touchdowns...marked his 21st 300-yard passing game in the regular season...registered four touchdown passes for the fifth time in his career...with 173 touchdowns, joined Terry Bradshaw (212) as the only QBs in team history to throw for at least 170 touchdowns.

10/7 vs. Philadelphia: Registered his 25th career fourth quarter/overtime game-winning drive in the regular season and first since 9/25/11 at Indianapolis...was 4-of-5 for 50 yards on the game-winning drive.

10/11 at Tennessee: With 363 passing yards, passed Terry Bradshaw (27,989) for the most passing yards in franchise history (28,066)...connected on an 82-yard touchdown with WR Mike Wallace to put the Steelers up 10-3.

10/21 at Cincinnati: Improved to 13-4 against the Bengals, tying Bradshaw (13-9) and Warren Moon

[13-7] for the most wins by a quarterback against Cincinnati, dating back to 1968...went 5-of-5 for 54 yards on a game winning drive in the fourth quarter.

10/28 vs. Washington: Registered a passer rating of 121.0, including a quarterback rating of 120.4 in the first half, marking the fourth time in 2012 he recorded a rating of 100.0+ in the first half...threw three touchdowns for the second time this season...threw for at least 150 yards in the first half for the fourth time in the last five games.

11/4 at N.Y. Giants: Recorded his 27th career fourth quarter/OT game-winning drive in the regular season...recorded a 98.4 passer rating in the first half, and has recorded a rating of at least 90.0 in seven-of-eight first halves this season...connected with Wallace on a 51-yard touchdown pass early in the fourth quarter...including the postseason, became just the second QB [Bradshaw] in franchise history to record 200 total passing touchdowns.

11/12 vs. Kansas City: Improved to 9-3 on Monday Night Football...completed 9-of-18 passes for 84 yards and one touchdown before leaving the game early in the third quarter due to a shoulder injury...with 14 rushing yards [1,002], became the third Steelers' quarterback to reach 1,000 career rushing yards [Kordell Stewart, 2,561 and Terry Bradshaw, 2,257]...was inactive due to a right shoulder injury for the next three games [vs. Baltimore, at Cleveland and at Baltimore].

12/9 vs. San Diego: Returned to the starting lineup...threw for 285 yards and three touchdowns...became the 25th quarterback in NFL history to throw for at least 29,000 yards [29,151] and rush for at least 1,000 yards [1,033] during the regular season...reached 20 touchdown passes on the season, marking the first time he did it in back-to-back seasons...connected with Wallace on a 40-yard touchdown late in the third quarter...marked the 14th time he and Wallace connected for a touchdown of at least 40 yards, extending their franchise record...recorded a season-high 31 rushing yards.

12/16 at Dallas: Threw for 339 yards, marking the 23rd time he has thrown for 300+ yards in a regular-season game.

12/30 vs. Cleveland: Finished 12-of-23 for 134 yards with three touchdowns for a passer rating of 120.3...registered at least three touchdown passes for the 24th time in his career and the fourth time on the season, marking the second-most times he has thrown at least three touchdown passes in a single game in one season [5 in 2009 and 2007]...registered a passer rating of 120.0+ for the fourth time this season...recorded a first-half quarterback rating of at least 100.0 [104.9] for the fifth time this season.

2012 [15-15-1-1]: Started 15 regular-season games and the lone postseason contest at QB...reached 25,000 career passing yards in 3,109 passes, the second-fastest in NFL history [Kurt Warner, 3,076]...won his 80th career game, becoming just the fourth quarterback who began their career in the Super Bowl era to reach 80 wins in 113 or fewer starts...recorded five 300-yard passing games...became the first QB in franchise history to throw for more than 300 yards in three consecutive games [7-9]...passed Terry Bradshaw [2,025] for the most completions in franchise history...threw for at least 200 yards in 14-of-16 games...had a QB rating of 100.0+ in five games...became just the second quarterback in team history to throw for more than 150 touchdowns [Bradshaw].

9/11 at Baltimore: Played in his 100th career game at QB.

9/18 vs. Seattle: Started his 100th career game at QB and improved to 5-0 in home openers.

9/25 at Indianapolis: Completed 25-of-37 pass attempts for 364 yards with one touchdown and one interception...led the team on a 10-play, 60-yard drive to set up K Shaun Suisham's game-winning 38-yard field goal...it marked the 24th game-winning/overtime drive of his career in the regular season...set a career-high with 171 yards passing in the first quarter, the most passing yards by any Steelers' QB dating back to 1991.

10/9 vs. Tennessee: Named AFC Offensive Player of the Week for the seventh time in his career...finished 24-of-34 for 228 yards with five touchdown passes and one interception for a passer rating of 116.2...marked the second time in his career that he threw

BEN ROETHLISBERGER

five touchdowns in a game (11/5/07 vs. Baltimore).

10/23 at Arizona: Completed 26-of-39 passes for 361 yards, with three touchdowns and a passer rating of 121.8...completed a 95-yard touchdown pass to Wallace, marking the longest pass play and the second-longest offensive play from scrimmage in team history...threw three touchdown passes for the 20th time in his career and the second time in 2011...registered at least 200 yards passing in each of the first seven games of the season for the first time in his career...reached 3,000 pass attempts for his career, becoming only the second quarterback in team history to do so (Bradshaw, 3,901).

10/30 vs. New England: Named AFC Offensive Player of the Week for the second time this season and eighth time in his career...named FedEx Air & Ground Player of the Week...finished 36-of-50 for 365 yards with two touchdowns and one interception...totaled 30+ completions for the sixth time in his career...improved to 75-31 as a starter, becoming the second quarterback in team history (Terry Bradshaw, 111) to reach 75 career regular-season wins...was 9-of-12 on third downs for 104 yards and two touchdowns...set career-highs with 23 completions and 32 attempts in the first half.

11/6 vs. Baltimore: Started at QB...finished 20-of-37 for 330 yards with one touchdown and one interception...recorded his 19th 300-yard passing game of his career and fourth of 2011...became the first QB in franchise history to throw for more than 300 yards in three consecutive games...reached 25,000 passing yards in 3,109 passes, which was the second-fastest in NFL history (Kurt Warner, 3,076).

11/13 at Cincinnati: Finished 21-of-33 for 245 yards with one touchdown and one interception...marked a career-best 18th straight regular-season game that he has thrown for at least 200 yards in the air.

12/4 vs. Cincinnati: Finished 15-of-23 for 176 yards with two touchdowns (117.3 passer rating)...reached 2,026 career completions to pass Bradshaw (2,025) for the most in franchise history.

12/8 vs. Cleveland: Recorded a passer rating of 129.6, his highest since 1/2/11 at Cleveland

(141.3)...marked the ninth consecutive game he has thrown at least two touchdowns, including 12 of 13 games this season...posted his fifth 100+ passer rating of the season and 46th of his career.

12/19 at San Francisco: Started at QB and finished with 330 yards passing, his fifth 300-yard passing game of the season.

1/1 at Cleveland: Won his 80th career game...became just the fourth quarterback who began their career in the Super Bowl era to reach 80 wins in 113 or fewer starts...improved to 14-1 against Cleveland...improved to 33-9 against AFC North opponents in the regular season.

AFC Wild Card Game 1/8 at Denver: Totaled 289 yards on 22-of-40 passing with one touchdown and one interception...became the second player in franchise history and 13th in NFL history to throw for at least 3,000 yards in the postseason (3,150).

2010 (12-12/3-3): Started the final 12 games of the regular season at QB after serving a four-game suspension for violating the NFL's personal conduct policy...led the team to a 9-3 record in those 12 starts...finished third in the NFL with an 8.23 yards-per-attempt average...recorded the longest run of his career (31 yards)...added two rushing touchdowns...started all three postseason contests, helping lead the team to Super Bowl XLV.

10/17 vs. Cleveland: Made his first start of the season after serving his four-game suspension...finished 16-of-27 for 257 yards with three touchdowns and one interception...recorded a passer rating of 112.7.

10/24 at Miami: Finished 19-of-27 for 302 yards with two touchdowns and a passer rating of 132.0...marked his 13th career game (first of the season) with at least 300 yards passing...marked his 21st career fourth-quarter/overtime come-from-behind victory and first of 2010.

10/31 at New Orleans: Surpassed 20,000 career passing yards.

11/14 vs. New England: Finished 30-of-49 for 387 yards with three touchdowns and one interception...

threw all three touchdowns in the fourth quarter.

11/21 vs. Oakland: Finished 18-of-29 for 275 yards with three touchdowns...scored on a 16-yard touchdown run in the second quarter, his first rushing touchdown of the season and 11th of his career in the regular season...had a career-long 31-yard run in the fourth quarter...finished the game with a career-high 55 yards rushing, breaking his previous high of 49 yards rushing [11/11/07 vs. Cleveland].

11/28 at Buffalo: Recorded an 18-yard run in the fourth quarter on a third-and-16 play.

12/5 at Baltimore: Finished 22-of-38 for 253 yards with one touchdown and one interception...tossed a nine-yard touchdown pass to RB Isaac Redman with less than three minutes remaining in the game...marked his third fourth quarter/overtime game-winning drive of the year (23rd of his career).

12/23 vs. Carolina: Finished 22-of-32 for 320 yards with one touchdown and no interceptions...tossed a 43-yard touchdown to WR Mike Wallace in the second quarter, marking the seventh time in team history that the tandem had combined for a touchdown of at least 40 yards, tying the team record held by Bubby Brister and Louis Lipps...finished the first half with 259 passing yards...posted his 15th career game passing for at least 300 yards and third of the season...scored a one-yard rushing touchdown with five minutes remaining in the first half.

1/2 at Cleveland: Named AFC Offensive Player of the Week for this Week 17 performance...finished 15-of-22 for 280 yards with two touchdowns and no interceptions for a season-high 141.3 passer rating, marking the fifth time this season and the 41st time in his career he recorded a passer rating of 100.0+...has thrown a personal-best 158 consecutive passes without an interception, the longest streak for the Steelers since QB Kordell Stewart had a streak of 159 consecutive passes without an interception in 2001...tossed a 56-yard touchdown pass to Wallace on the Steelers' first offensive play of the game, marking the eighth time the duo posted a touchdown of at least 40 yards (most in team history).

AFC Divisional Game 1/15 vs. Baltimore: Finished 19-of-32 for 226 yards with two touchdowns and no interceptions...marked his sixth career multi-touchdown game of his postseason career.

AFC Championship Game 1/23 vs. N.Y. Jets: Became the eighth quarterback to start four Conference Championship games in his first seven seasons...tallied a two-yard rushing touchdown in the second quarter, his third career postseason rushing touchdown...team improved to 3-0 when he had a rushing touchdown in the postseason.

Super Bowl XLV 2/6 vs. Green Bay: Started in his third Super Bowl in his first eight seasons in the NFL...finished 25-of-40 for 263 yards and two touchdowns.

2009 [15-15]: Started 15 games missing one due to a head injury [11/29 at Bal.]...set then club records for passing yards (4,328), attempts (506), completions (337) and completion percentage (66.6)...threw for a then club record 503 yards vs. Green Bay [12/20]...named AFC Offensive Player of the Week for his Week 15 performance.

9/10 vs. Tennessee: Completed 33-of-43 passes (76.7 pct.) for 363 yards with one touchdown and two interceptions for a passer rating of 89.6...was the eighth 300-yard passing performance of his career (first of the season) and his second straight versus Tennessee...posted his 18th career come-from-behind victory...his 363 passing yards were the most for a Steeler in a season opener (since 1970), surpassing Terry Bradshaw's 319 passing yards against Kansas City on Sept. 6, 1981...became just the second QB in team history to reach 15,000 passing yards (15,337)...moved into second place on the team's all-time list for pass completions [1,222] ahead of Kordell Stewart.

9/27 at Cincinnati: Recorded his 12th career rushing touchdown.

10/18 vs. Cleveland: Completed 23-of-35 passes (65.7 avg.) for 417 yards with two touchdowns and one interception for a passer rating of 113.6.

BEN ROETHLISBERGER

10/25 vs. Minnesota: Threw one touchdown to WR Mike Wallace for 40 yards.

11/9 at Denver: Completed 21-of-29 passes (72.4 avg.) for 233 yards with three touchdowns for a passer rating of 116.0...marked his 32nd career game with a 100-plus passer rating game breaking the record previously held by Bradshaw.

11/22 at Kansas City: Completed 32-of-42 passes for 398 yards (76.2 avg.) with three touchdowns for a passer rating of 109.0.

11/29 at Baltimore: Was inactive due to a head injury...ended streak of consecutive regular season starts at 26, the second longest of his career (30, 2006-07).

12/6 vs. Oakland: Completed 18-of-24 passes (75.0 pct.) for 278 yards with two touchdowns...surpassed 3,000 yards for the fourth straight season.

12/20 vs. Green Bay: Completed 29-of-46 passes for a then career-high and then club-record of 503 yards along with three touchdowns...joined Pro Hall of Famers Y.A. Tittle and Warren Moon as the only quarterbacks in the NFL to throw for at least 500 yards with three touchdowns and without an interception...became the 10th player in NFL history with 500 passing yards in a single-game...marked his fifth 300-yard passing game of the season and the 12th of his career.

12/27 vs. Baltimore: Completed 17-of-33 passes (51.5 pct.) for 259 yards with one touchdown...became the first quarterback in team history to eclipse the 4,000-yard passing mark in a single season...posted his second consecutive fourth quarter/overtime game-winning drive, giving him three for the season and 20 for his career in the regular season.

2008 [16-16/3-3]: Started all 16 regular-season games for the first time in his career...with 3,301 passing yards, became the first quarterback in franchise history to top 3,000 yards in three consecutive seasons...with a win in the regular-season finale against Cleveland, improved

to 51-20 (.718 pct.) as a starter, the most wins in NFL history by a quarterback in his first five seasons...surpassed 1,000 career completions (1,189) during the October 19th win at Cincinnati...moved into second place on the team's all-time passing yardage list (14,974), passing Kordell Stewart (13,328) in Week 10 against the Colts...his second-quarter touchdown pass to WR Santonio Holmes at Tennessee on December 21st was his 100th career touchdown pass...his 329 passing yards December 21st at Tennessee gave him his franchise-best seventh career 300-yard passing performance...started all three postseason games...his 65-yard touchdown pass to Holmes in the AFC Championship Game was a postseason career long...tossed the game-winning touchdown strike to Holmes with 35 seconds remaining in Super Bowl XLIII...at the time, joined Tom Brady as the only active quarterbacks with multiple Super Bowl wins...his eight playoff wins during his first five seasons trailed only Brady (9) at the time.

9/7 vs. Houston: Completed 13-of-14 passes for 137 yards with two touchdowns for a passer rating of 147.0...his 92.9 completion percentage was the highest single-game mark of his career...had thrown for multiple touchdowns in three straight games dating back to last season...marked the third straight season opener he started where he threw for multiple touchdowns.

9/21 at Philadelphia: Threw for 131 yards to become the 4th quarterback in team history (Terry Bradshaw, Kordell Stewart and Neil O'Donnell) to surpass 12,000 career passing yards (12,120).

10/5 at Jacksonville: Named AFC Offensive Player of the Week...finished 26-of-41 for 309 yards with a season-high three touchdowns and one interception for a passer rating of 100.6...hit WR Hines Ward for the game-winning touchdown pass with under two minutes remaining in the game...posted his first 300-yard passing game of the season and the fifth of his career, tying him for second on the team's all-time list with O'Donnell...marked 10th career game (only time in 2008) where he threw for at least three touchdowns...

10/19 at Cincinnati: Finished 17-of-28 (60.7 pct.) passing for 216 yards with two touchdowns and a passer rating of 108.6...was his 31st career game (fourth of 2008) with a passer rating of over 100.0...surpassed 1,000 career completions (1,004) when he hit TE Heath Miller for a seven-yard gain in the third quarter...threw a 50-yard touchdown pass to WR Nate Washington in the fourth quarter.

10/26 vs. N.Y. Giants: Recorded a season-long 65-yard touchdown pass to Washington in the third quarter...with his 10-yard completion to Ward with 6:42 remaining in the third quarter, he surpassed O'Donnell for third place on the team's all-time passing list (13,025 yards).

11/3 at Washington: Recorded a one-yard touchdown run, his first rushing touchdown of the season...left the game at halftime with a shoulder injury.

11/9 vs. Indianapolis: Recorded a long pass of 41 yards to Ward on a flea flicker in the second quarter, setting up a one-yard touchdown run by RB Mewelde Moore...moved into second place on the team's all-time passing yardage list with 13,355 yards, passing Stewart (13,328).

11/16 vs. San Diego: Finished 31-of-41 for 308 yards and a passer rating of 96.4...marked his sixth career 300-yard passing performance, which tied him with Tommy Maddox for second on the team's all-time list...engineered his 15th career fourth-quarter come-from-behind victory in the regular season...was a perfect 6-for-6 for 62 yards on the game-winning drive.

11/20 vs. Cincinnati: Finished 17-of-30 for 243 yards passing with one touchdown and no interceptions for a passer rating of 94.2...had an eight-yard touchdown run in the fourth quarter to cap the scoring...marked his second rushing touchdown of the season and the 10th of his career...improved the Steelers' record to 10-0 in the regular season when he records a rushing touchdown.

11/30 at New England: Improved to 48-19 (.716) as a starting quarterback, tying him with Otto Graham, Dan Marino and Tom Brady for the most wins in NFL

history by a starting quarterback in his first five seasons in the league (since 1950)...surpassed 14,000 career passing yards (14,085).

12/7 vs. Dallas: Tossed a game-tying, six-yard touchdown pass to Miller with just over two minutes remaining in the game...was the 16th fourth-quarter come-from-behind victory of his career...Improved to 49-19 all-time as a starting quarterback, breaking the NFL record for wins by a starting quarterback in his first five seasons in the NFL.

12/14 at Baltimore: Finished 22-of-40 for 246 yards with one touchdown and a passer rating of 81.9...engineered his 17th career regular-season (fifth of this season), fourth-quarter come-from-behind victory with a 12-play drive that ended with a four-yard touchdown pass to WR Santonio Holmes with 43 seconds left in the game...was 7-for-11 for 89 yards and the touchdown on the game-winning drive...became the first quarterback in NFL history to win 50 games in his first five seasons (50-19).

12/21 at Tennessee: Finished 25-for-39 for a season-high 329 yards passing with two touchdowns and two interceptions for a passer rating of 86.4...surpassed 3,000 passing yards (3,191) for the third consecutive season, becoming the first quarterback in team history to accomplish that feat...his touchdown pass to Holmes was the 100th passing score of his career, making him the second quarterback in team history (Bradshaw) to eclipse that mark...his 329 yards marked the seventh 300-yard passing game of his career, breaking the team record of six, which he previously shared with Maddox.

12/28 vs. Cleveland: Left the game in the second quarter with a concussion.

AFC Divisional Game 1/11 vs. San Diego: Started his eighth consecutive postseason game at QB.

AFC Championship Game 1/18 vs. Baltimore: Finished 16-of-33 for 255 yards with one touchdown for a passer rating of 84.8...hit Holmes for a 65-yard touchdown in the second quarter, the longest pass for him in his postseason career...recorded his seventh postseason win, the second-most playoff wins

BEN ROETHLISBERGER

by a quarterback in the first five seasons of their career, surpassing Hall of Famer Troy Aikman (6) and trailing only Brady (9).

Super Bowl XLIII 2/1 vs. Arizona: Finished 21-of-30 for 256 yards with one touchdown and one interception for a passer rating of 93.2...tossed the game-winning six-yard touchdown pass to Holmes with 35 seconds left in regulation...completed 5-of-7 passes for 84 yards on the game-winning drive...surpassed 2,000 career postseason passing yards (2,239).

2007

(15-15/1-1): Started the first 15 games and the AFC Wild Card Game against Jacksonville...inactive for the Week 17 loss at Baltimore...threw for a team-record 32 touchdown passes...his passer rating of 104.1 was a team-record and was second in the NFL behind Tom Brady...tossed a then career-high five touchdown passes in the Week 9 win over Baltimore, also had a perfect 158.3 passer rating in that game...had his third career perfect passer rating and second of the season in the Week 16 win over St. Louis...broke the single-game completion percentage mark of 85.7% (18-of-21) in the Week 12 win over the Dolphins...tied a team-record by passing for over 3,000 yards for the second consecutive year...set a career-high and finished second in the league behind Vince Young with 204 rushing yards on 35 attempts (5.8 avg.)...ran for two touchdowns...his 30-yard touchdown run in a Week 10 win over Cleveland was a then career-long run...17 of his 35 rushes went for first downs...set then postseason career-highs with 29 completions, 42 attempts and 337 yards in the loss to Jacksonville.

9/9 at Cleveland: Completed 12-of-23 passes for 161 yards, with a then career-high four touchdowns...finished the game with a QB Rating of 114.3...posted his 19th regular-season 100+ QB rating game (first of the season)...his four touchdowns gave him sole possession of fifth place among the Steelers' all-time touchdown passes leaders, surpassing QB Jim Finks (55).

9/23 vs. San Francisco: Passed QB Bobby Layne (8,983) for the fifth position on the Steelers' all-time career passing yardage list, with 9,082...tied

QB Mark Malone for fifth place on the Steelers all-time completions list with 690...his 1,109 passing attempts surpassed QB Tommy Maddox (1,036) on the Steelers all-time passing attempts leaders and ranks him at eighth.

9/30 at Arizona: Passed for 242 yards and two touchdowns...also rushed four times for 26 yards with a long of 16 yards late in the game...both of his touchdown passes were to WR Santonio Holmes with one being a seven-yard pass, which came with 1:49 left in the game, bringing the Steelers within a touchdown of the Cardinals...took sole possession of the fifth position on the Steelers all-time completions leaders list with 707 completions.

10/7 vs. Seattle: Completed 18-of-22 passes for 206 yards (11.4 avg.) and one touchdown...finished the game with his highest passer rating of the season at 120.8...passed Layne (1,156) on the all-time passing attempts list with 1,163 career attempts...went 9-of-9 passing in the second half and connected on his last 13 passes of the game.

10/21 at Denver: Completed 24-of-35 of his passes for a season-high 290 yards (12.1 avg.), four touchdowns and a passer rating of 108.0...marked the first time in his career he lost a game after registering a passer rating of 100.0+ after previously winning 21 in a row.

10/28 at Cincinnati: Was 19-of-26 passing for 230 yards (12.1 avg.) including a 42-yard long pass to Holmes...also finished the day with two touchdown passes, both to WR Hines Ward...eclipsed 1,500 passing yards for the season (1,533) and 10,000 (10,052) career passing yards...had a passer rating of 109.5, giving him five games with a 100+ QB rating.

11/5 vs. Baltimore: Finished 13-of-16 passing for 209 yards with a then career-high five touchdown passes for a perfect passer rating of 158.3...it marked his second career perfect passer rating...his five touchdown passes tied a Monday Night Football record for most touchdown passes...with 72 career touchdown passes, eclipsed QB Kordell Stewart (70) for second place on the team's all-time

list...moved into fourth place on the team's all-time completions list ahead of QB Bubby Brister (776), with 781 completions...moved into fourth place on the team's all-time passing yardage list ahead of Brister (10,104), with 10,261 career passing yards.

11/11 vs. Cleveland: Finished 23-of-34 for 278 yards passing with two touchdowns and one interception...added 49 yards rushing on five attempts (9.8 avg.) with a then career-long 30-yard touchdown run in the fourth quarter that gave Pittsburgh a 24-21 lead...reached a then career-high 22 passing touchdowns on the year, tying him for fourth on the Steelers' single-season touchdown list with QB Terry Bradshaw...led the team to a fourth-quarter, game-winning drive for the 10th time in his career and the first time this season.

11/26 vs. Miami: Finished 18-of-21 for 165 yards with one interception (79.6 passer rating), ending his streak of 15 consecutive games with at least one passing touchdown...his 85.7 completion percentage broke the single-game record for the Steelers, previously held by Stewart (84.6)...he completed 15 passes in a row at one point in the game, tying Brister's 1989 team record for consecutive completions.

12/2 vs. Cincinnati: Finished 21-of-32 for 184 yards passing with two touchdowns and two interceptions...also had six rushes for 13 yards and one touchdown, his second rushing touchdown of the season and the eighth of his career.

12/9 at New England: Finished 19-of-32 passing for 187 yards with one touchdown (86.3 passer rating)...moved into fifth place on the team's all-time passing attempts list (1,384) ahead of Finks (1,382).

12/16 vs. Jacksonville: Threw three touchdowns...rushed two times for 15 yards, both of which resulted in a Steelers' first downs.

12/20 at St. Louis: Finished 16-of-20 for 261 yards with three touchdowns and no interceptions, which gave him the third perfect (158.3) passer rating of his career and at the time he tied Peyton Manning and Kurt Warner for the most games with a perfect passer rating.

AFC Wild Card Game 1/5 vs. Jacksonville: Finished 29-of-42 for 337 yards passing with two touchdowns and three interceptions...his 29 completions, 42 attempts and 337 yards passing were all postseason career-highs at the time.

2006

(15-15): Started every game except the season opener (missed after having appendectomy)...finished the season with a then career-best 3,513 passing yards...added a then career best 18 passing touchdowns.

10/15 vs. Kansas City: Completed 16-of-19 passes (84.2%) for 238 yards and two touchdowns...had a perfect passer rating (158.3) in the first half after completing 13-of-15 passes for 224 yards and two touchdowns.

10/22 at Atlanta: Had an incredible start before leaving the game after suffering a head injury...had completed 16-of-22 passes for 238 yards with three touchdowns and a 147.3 passer rating...passed QB Ed Brown (5,821) for 10th place on the Steelers all-time passing list with 6,051 career yards...passed QB Mike Tomczak (37) for ninth on the Steelers all-time touchdown passes list.

10/29 at Oakland: Recorded his third career 300-yard passing game, finishing with 301 yards on 25-of-37 pass attempts with one touchdown...passed Brown (736) for 10th place on the Steelers' all-time list with 743 career attempts.

11/5 vs. Denver: Set then career-highs in attempts (54), completions (38) and yards (433)...marked his first career 400-yard passing game...tied QB Terry Bradshaw with four career 300-yard passing games for third on the Steelers' all-time list.

11/12 vs. New Orleans: Completed 17-of-28 attempts for 264 yards with three touchdowns, zero interceptions for a 127.7 passer rating...surpassed 7,000 career passing yards, becoming only the ninth quarterback to accomplish that feat in team history.

11/19 at Cleveland: Rallied the Steelers for 21 points, including two touchdown passes in the fourth quarter to defeat Cleveland, 24-20...completed 25-of-44 passes for 272 yards with two

BEN ROETHLISBERGER

touchdowns...found WR Santonio Holmes after scrambling, for a 20-yard touchdown, and hit RB Willie Parker for the game winning score from four yards out...passed QB Tommy Maddox (7,139) for eighth place on the Steelers all-time passing list with 7,321 yards...had a passer-rating of 109.0 in the fourth quarter after completing 18-of-29 passes for 224 yards with two touchdowns.

11/26 at Baltimore: With 577 career completions, passed Bobby Layne (569) for eighth place on the Steelers all-time list.

12/17 at Carolina: Hit RB Najeh Davenport for a 13-yard touchdown (his 50th career touchdown pass)...recorded one rushing touchdown...surpassed 3,000 yards passing on the season for the first time in his career.

12/24 vs. Baltimore: Passed Tomczak (973) for ninth place on the Steelers' all-time pass attempts list with 1,004.

12/31 at Cincinnati: Completed 19-of-28 passes for 280 yards with one touchdown...hit Holmes on a game-winning 67-yard touchdown in overtime...surpassed QB Bubby Brister (51) for seventh place on the Steelers' all-time touchdown list.

2005

(12-12/4-4): Became the youngest starting quarterback in NFL history to win a Super Bowl (23 years old)...guided the Steelers to their first Super Bowl victory in 26 years...became the first quarterback in league history to lead his team to the conference championship game in each of his first two seasons...finished third in the regular season in the NFL in passer-rating with a 98.6 mark...missed four games due to a knee injury (10/16 vs. Jacksonville, 11/6 at Green Bay, 11/13 vs. Cleveland and 11/20 at Baltimore).

9/11 vs. Tennessee: Threw for a perfect (158.3) passer-rating for the first time in his career and for the first time in the NFL since 2003 (Kansas City's Trent Green)...completed 9-of-11 passes for 218 yards with two touchdowns...his 11 pass attempts in a game were the fewest by a Steelers' team since Oct. 17, 1977 vs. Cincinnati.

9/18 at Houston: Completed 14-of-21 passes for 254 yards with two touchdowns...completed passes for 36, 54 and 40 yards...improved his record as a starter to 15-0 in the regular season.

9/25 vs. New England: Suffered first career regular-season loss...came back from a shoulder injury to complete 12-of-28 passes for 216 yards with two touchdowns...led the team on a late nine-play, 51-yard drive that ended when he connected with WR Hines Ward for a touchdown to tie the game at 20-20.

10/10 at San Diego: Completed 17-of-26 passes for 225 yards with one touchdown for a 105.4 passer-rating...posted a passer-rating of greater than 100.0 for the third time in four games...did not throw an interception for the fourth consecutive game...injured his left knee late in the game and was replaced by QB Charlie Batch.

10/23 at Cincinnati: Returned to action after missing the previous game (10/16 vs. Jacksonville) with a hyper-extended knee...complete 9-of-14 passes for 93 yards and two touchdowns...threw his first interception of the season snapping a streak of 94-consecutive attempts without an interception.

10/31 vs. Baltimore: Finished 18-of-30 for 177 yards with two touchdowns and one interception...marked the fifth time in six games he threw for two touchdowns in a game...his 30 pass attempts were the most in a game in his two seasons...he had been the first QB since Terry Hanratty to have gone 18 starts into his NFL career without ever throwing 30 passes in a game...engineered the drive that set up K Jeff Reed's 37-yard game-winning field goal.

11/28 at Indianapolis: Returned to action and finished 17-of-26 for 133 yards with one touchdown and two interceptions...also had 21 yards rushing on three carries.

12/4 vs. Cincinnati: Set then career-highs in attempts (41), completions (29), yards (386) and touchdown passes (3).

12/18 at Minnesota: Completed 10-of-15 passes for 149 yards with a long of 50...scored on a three-

yard run by diving into the end zone for the game's only touchdown.

12/24 at Cleveland: Completed 13-of-20 passes for 226 yards (11.3 yards-per-attempt) and a touchdown...had a long of 46 and a passer-rating of 120.0...connected for a seven-yard touchdown pass to Ward to give the Steelers an early 14-0 lead.

1/1 vs. Detroit: Registered a seven-yard touchdown run...surpassed 5,000 passing yards in his career (5,006).

AFC Wild Card Game 1/8 at Cincinnati: Completed 14-of-19 passes for 208 yards with three touchdowns for a 148.7 passer rating...his three touchdowns set a new career-high in the postseason...completed a 54-yard pass to WR Cedrick Wilson.

AFC Divisional Game 1/15 at Indianapolis: Led the Steelers to a 14-3 halftime lead by completing 12-of-19 passes for 172 yards with two touchdowns...made a game-saving tackle on Nick Harper after he returned a fumble to the Colts' 42-yard line.

AFC Championship Game 1/22 at Denver: Completed 21-of-29 passes for 275 yards with two touchdowns for a 124.9 passer-rating...recorded his first career rushing touchdown in postseason...his 21 completions and 275 yards were both career-highs in the postseason at the time.

Super Bowl XL 2/5 vs. Seattle: Was 9-for-21 for 123 yards...scrambled and threw a 37-yard pass to Ward to the Seattle three-yard line on third-and-28...he followed that by rushing for a one-yard touchdown to give the Steelers a 7-3 lead...also threw a key block on WR Antwaan Randle El's 43-yard touchdown strike to Ward.

2004 (14-13/2-2): Broke Dan Marino's NFL records for a rookie quarterback for completion percentage (66.4) and passer-rating (98.1)...also set then single season team records with his completion percentage and passer rating...became the first quarterback in NFL history to compile a 13-0 record during the regular season.

9/19 at Baltimore: Made his Steelers' debut, replacing the injured Tommy Maddox in the third quarter...completed 12-of-20 passes for 176 yards with two touchdowns and two interceptions.

9/26 at Miami: In first start, overcame the weather and poor field conditions to lead the Steelers on a game-clinching touchdown drive late in the fourth quarter.

10/3 vs. Cincinnati: In first career start at Heinz Field he led the team from behind once again in the fourth quarter...completed 17-of-25 passes for 174 yards with one touchdown...compiled a 101.1 quarterback rating, the first 100+ QB rating of his career.

10/10 vs. Cleveland: Recovered from an early interception that was returned for a touchdown...completed 16-of-21 passes for 231 yards with one touchdown...compiled a 107.4 passer-rating...also ran for his first career touchdown.

10/17 at Dallas: Rallied the team from a 10-point, fourth-quarter deficit...was selected as the AFC Offensive Player of the Week for his performance...joined James Farrior (AFC Defensive Player of the Week) as the Steelers became the first team since 1994 to have both an AFC offensive and defensive player of the week in the same week...completed 21-of-25 passes for 193 yards with two touchdowns and a 125.5 quarterback rating...completed his final 11 passes for 88 yards to lead the Steelers on two touchdown drives.

10/31 vs. New England: Helped snap the Patriots NFL record 18-game winning streak...registered a 126.4 quarterback rating by completing 18-of-24 passes for 196 yards with two touchdowns.

11/7 vs. Philadelphia: Tied the NFL record (Mike Kruczek, 1976) for most wins to start a career with six...completed 11-of-18 passes for 183 yards with two touchdowns...threw first interception in his last 98 attempts.

11/14 at Cleveland: Set a new NFL record for most wins by a quarterback to start their career (7)...

BEN ROETHLISBERGER

rushed for 38 yards on seven carries, including a long of 20 yards.

11/21 at Cincinnati: Was sacked a season-high seven times but recorded a 104.9 quarterback rating...completed 15-of-21 passes for 138 yards with one touchdown.

12/5 at Jacksonville: Compiled a near-perfect passer rating of 158.0...completed 3-of-3 passes for 39 yards on the game-winning field-goal drive... finished the game by completing 14-of-17 passes for 221 yards with two touchdowns...also ran for 40 yards on three carries.

12/12 vs. N.Y. Jets: Engineered a game-clinching scoring drive that was capped by RB Jerome Bettis' 12-yard touchdown run...connected with WR Lee Mays on a 46-yard pass that was a key play on the drive.

12/18 at N.Y. Giants: Helped orchestrate another come-from-behind victory...completed 18-of-28 passes for 316 yards, the first 300-yard passing performance of his career.

12/26 vs. Baltimore: Left the game late in the third quarter when he injured his ribs on the Steelers' final touchdown drive...produced a 125.1 quarterback rating.

AFC Divisional Playoff Game 1/15 vs. N.Y. Jets: Made his first postseason start...led the Steelers on a game-winning field goal scoring drive in overtime... completed 17-of-30 passes for 181 yards with one touchdown and two interceptions...also ran four times for 30 yards, including a long of 20.

AFC Championship Game 1/23 vs. New England: Completed 14-of-24 passes for 226 yards with two touchdowns and three interceptions, one of which was returned 87 yards for a touchdown... also rushed for 45 yards on five carries, including a long of 13 yards.

COLLEGE

Was a three-year starter at Miami (Ohio)...re-wrote virtually every school passing record in just 38 games...com-

pleted 854-of-1,304 passes (65.5%) for 10,829 yards, 84 touchdowns and 34 interceptions...set another RedHawks' career record with 11,075 yards in total offense...became only the third player in Mid-American Conference history to throw for over 3,000 yards in three seasons and was the 10th passer in conference annals to throw for over 10,000 yards in a career...became only the eighth player in school history to earn All-American honors...could also handle punting chores, kicking 24 times for 963 yards (40.1 avg.), with 17 attempts downed inside the 20-yard line. **2003:** Was an All-American first-team selection by *The NFL Draft Report*, earning third-team honors from the Associated Press...was a semifinalist for the Davey O'Brien Award, given to the nation's top passer...earned All-Mid American Conference first-team honors and named the conference's Most Valuable Player and Offensive Player of the Year...guided the team to its first bowl appearance since 1986 and its first postseason victory in 28 seasons...led an offense that established conference season records with 553 points scored and 7,016 yards in total offense...in 14 games, he completed 342-of-495 passes (69.1%) for 4,486 yards, 37 touchdowns and only 10 interceptions, breaking his own 2002 school season records [attempts, completions, yards, touchdowns]...gained 111 yards with three scores on 67 carries (1.7 avg.)...totaled 4,597 yards in offense, breaking his own 2001 record of 3,294 yards...earned a bachelor's degree in education. **2002:** Earned All-American honorable mention honors and was an All-MAC second-team pick by *The NFL Draft Report*, adding second-team All-MAC honors from the league's media...completed 271-of-428 passes (63.3%) for 3,238 yards and 22 touchdowns...scored once on 82 carries...also had 11 punts for 482 yards (43.8 avg.), with nine kicks downed inside the 20-yard line. **2001:** Was the nation's premier first-year quarterback, earning first-team Football Writer's Association of America Freshman All-America honors...was the first RedHawk to earn MAC Freshman of the Year since Deland McCullough in 1992...named second-team All-

MAC...was the first freshman in the program's history to be nominated for the MAC's Vern Smith MVP award...ranked second in the conference in passing yards (258.8 ypg), total offense (274.5 ypg), pass efficiency (146.5) and touchdowns (25)...re-wrote the Miami single-season record book for passing yards (3,105), completions (241), touchdown passes (25), completion percentage (66.3) and total offense (3,294)...his passing yards, touchdown passes and total offense were tops in the nation among freshman signal-callers...set MAC freshman records for passing yards and touchdown passes...threw touchdown passes in his first nine collegiate games after starting just twelve games in high school at quarterback...earned MAC Eastern Division Offensive Player of the Week against Cincinnati, Buffalo and Akron...named *USA Today* MAC Player of the Week three times. **2000:** Redshirted.

PERSONAL Attended Findlay High School (Findlay, Ohio)...started at quarterback for varsity only as a senior...played wide receiver for varsity as a junior...played quarterback for junior varsity team as a freshman and sophomore...earned Ohio's Division I Offensive Player of the Year as a senior in 1999...was runner-up for 1999 Mr. Football honors in Ohio...set state records by throwing for 4,041 yards and 54 touchdowns during his senior campaign and also ran for seven scores...named League, District and *Toledo Blade* Player of the Year...helped the team compile a 23-9 record, which included two league championships and a state playoff appearance...played in Ohio North-South and Ohio-Pennsylvania Big 33 All-Star games...was an All-League and All-District performer in baseball and basketball...was a team captain in all three sports...is the son of Ken and Brenda Roethlisberger...married to Ashley and they have one son, Benjamin Todd Jr., and one daughter, Baylee Marie... Full name: Benjamin Todd Roethlisberger.

▶ ROETHLISBERGER'S 2014 GAME-BY-GAME STATISTICS

Date	Opponent	GP	GS	Att	Cmp	Pct	Yds	Yds/Att	TD	Int	Lg	Sk	Lst	Rtg
9/7	CLEVELAND	1	1	34	23	67.6	365	10.7	1	1	41	3	14	100.7
9/11	at Baltimore	1	1	37	22	59.5	217	5.9	0	1	27	2	15	64.8
9/21	at Carolina	1	1	30	22	73.3	196	6.5	2	0	30	1	6	112.6
9/28	TAMPA BAY	1	1	40	29	72.5	314	7.9	3	0	31	5	26	120.2
10/5	at Jacksonville	1	1	36	26	72.2	273	7.6	1	0	30	4	12	103.1
10/12	at Cleveland	1	1	42	21	50.0	228	5.4	1	1	26t	2	7	64.4
10/20	HOUSTON	1	1	33	23	69.7	265	8.0	2	0	43	3	16	113.8
10/26	INDIANAPOLIS	1	1	49	40	81.6	522	10.7	6	0	52	0	0	150.6
11/2	BALTIMORE	1	1	37	25	67.6	340	9.2	6	0	54t	3	19	136.3
11/9	at N.Y. Jets	1	1	43	30	69.8	343	8.0	1	2	80t	2	17	81.8
11/17	at Tennessee	1	1	32	21	65.6	207	6.5	1	1	23	5	27	81.1
11/30	NEW ORLEANS	1	1	58	32	55.2	435	7.5	2	2	48	1	0	76.4
12/7	at Cincinnati	1	1	39	25	64.1	350	9.0	3	0	94t	0	0	118.5
12/14	at Atlanta	1	1	35	27	77.1	360	10.3	0	0	44	1	7	109.2
12/21	KANSAS CITY	1	1	25	18	72.0	220	8.8	1	0	44	1	6	112.1
12/28	CINCINNATI	1	1	38	24	63.2	317	8.3	2	1	63t	0	0	96.1
SEASON TOTALS		16	16	608	408	67.1	4,952	8.1	32	9	94t	33	172	103.3

▶ POSTSEASON

1/3	BALTIMORE	1	1	45	31	68.9	334	7.4	1	2	44	5	37	79.3
POSTSEASON TOTALS		1	1	45	31	68.9	334	7.4	1	2	44	5	37	79.3

▶ ROETHLISBERGER'S 2013 GAME-BY-GAME STATISTICS

Date	Opponent	GP	GS	Att	Cmp	Pct	Yds	Yds/Att	TD	Int	Lg	Sk	Lst	Rtg
9/8	TENNESSEE	1	1	33	21	63.6	191	5.8	1	1	22	5	28	76.7
9/16	at Cincinnati	1	1	37	20	54.1	251	6.8	1	1	43	2	17	73.1
9/22	CHICAGO	1	1	41	26	63.4	406	9.9	2	2	45	3	27	92.1
9/29	vs. Minnesota	1	1	51	36	70.6	383	7.5	1	1	36	5	26	90.6
10/13	at N.Y. Jets	1	1	30	23	76.7	264	8.8	1	0	55t	3	17	113.8
10/20	BALTIMORE	1	1	23	17	73.9	160	6.9	1	0	19	3	15	107.2

BEN ROETHLISBERGER

▶ ROETHLISBERGER'S 2013 GAME-BY-GAME STATISTICS (Continued)

Date	Opponent	GP	GS	Att	Cmp	Pct	Yds	Yds/Att	TD	Int	Lg	Sk	Lst	Rtg
10/27	at Oakland	1	1	45	29	64.4	275	6.1	1	2	33	5	34	70.1
11/3	at New England	1	1	48	28	58.3	400	8.3	4	2	42	5	29	95.8
11/10	BUFFALO	1	1	30	18	60.0	204	6.8	1	1	40	4	40	77.6
11/17	DETROIT	1	1	45	29	64.4	367	8.2	4	0	47t	1	9	119.4
11/24	at Cleveland	1	1	34	22	64.7	217	6.4	2	0	41t	0	0	102.2
11/28	at Baltimore	1	1	44	28	63.6	257	5.8	2	0	29	0	0	94.6
12/8	MIAMI	1	1	39	23	59.0	349	8.9	3	0	67	3	21	114.2
12/15	CINCINNATI	1	1	25	20	80.0	191	7.6	1	1	21	1	7	95.2
12/22	at Green Bay	1	1	28	16	57.1	167	6.0	2	1	36	1	5	83.5
12/29	CLEVELAND	1	1	31	19	61.3	179	5.8	1	2	24	1	7	61.1
SEASON TOTALS		16	16	584	375	64.2	4,261	7.4	28	14	67	42	282	92.0

▶ ROETHLISBERGER'S 2012 GAME-BY-GAME STATISTICS

Date	Opponent	GP	GS	Att	Cmp	Pct	Yds	Yds/Att	TD	Int	Lg	Sk	Lst	Rtg
9/9	at Denver	1	1	40	22	55.0	245	6.1	2	1	27	5	36	79.7
9/16	N.Y. JETS	1	1	31	24	77.4	275	8.9	2	0	37t	3	10	125.1
9/23	at Oakland	1	1	49	36	73.5	384	7.8	4	0	22t	1	5	123.2
10/7	PHILADELPHIA	1	1	38	22	57.9	220	5.8	1	0	20	0	0	83.2
10/11	at Tennessee	1	1	40	24	60.0	363	9.1	1	1	82t	1	7	87.8
10/21	at Cincinnati	1	1	37	27	73.0	278	7.5	1	1	31	3	14	91.9
10/28	WASHINGTON	1	1	33	24	72.7	222	6.7	3	0	27	0	0	121.0
11/4	at N.Y. Giants	1	1	30	21	70.0	216	7.2	2	1	51t	4	25	98.8
11/12	KANSAS CITY	1	1	18	9	50.0	84	4.7	1	0	20	1	3	81.7
11/18	BALTIMORE													
11/25	at Cleveland													
12/2	at Baltimore													
12/9	SAN DIEGO	1	1	42	22	52.4	285	6.8	3	1	40t	2	14	87.9
12/16	at Dallas	1	1	40	24	60.0	339	8.5	2	1	60	4	20	93.6
12/23	CINCINNATI	1	1	28	14	50.0	220	7.9	1	2	60t	4	35	58.6
12/30	CLEVELAND	1	1	23	15	65.2	134	5.8	3	0	16	2	13	120.3
SEASON TOTALS		13	13	449	284	63.3	3,265	7.3	26	8	82t	30	182	97.0

▶ ROETHLISBERGER'S 2011 GAME-BY-GAME STATISTICS

Date	Opponent	GP	GS	Att	Cmp	Pct	Yds	Yds/Att	TD	Int	Lg	Sk	Lst	Rtg
9/11	at Baltimore	1	1	41	22	53.7	280	6.8	1	3	31	4	34	52.9
9/18	SEATTLE	1	1	30	22	73.3	298	9.9	1	0	53	2	16	115.7
9/25	at Indianapolis	1	1	37	25	67.6	364	9.8	1	1	81t	3	23	97.1
10/2	at Houston	1	1	30	16	53.3	206	6.9	0	1	40	5	28	61.3
10/9	TENNESSEE	1	1	34	24	70.6	228	6.7	5	1	40t	1	4	116.2
10/16	JACKSONVILLE	1	1	23	12	52.2	200	8.7	1	0	48	3	15	96.3
10/23	at Arizona	1	1	39	26	66.7	361	9.3	3	0	95t	2	7	121.8
10/30	NEW ENGLAND	1	1	50	36	72.0	365	7.3	2	1	26	5	36	97.5
11/6	BALTIMORE	1	1	37	20	54.1	330	8.9	1	1	32	1	8	82.0
11/13	at Cincinnati	1	1	33	21	63.6	245	7.4	1	1	26	5	22	83.5
11/27	at Kansas City	1	1	31	21	67.7	193	6.2	1	1	34	1	11	81.8
12/4	CINCINNATI	1	1	23	15	65.2	176	7.7	2	0	45	2	13	117.3
12/8	CLEVELAND	1	1	21	16	76.2	280	13.3	2	1	79t	1	5	129.6
12/19	at San Francisco	1	1	44	25	56.8	330	7.5	0	3	39	3	25	52.3
12/24	ST. LOUIS													
1/1	at Cleveland	1	1	40	23	57.5	221	5.5	0	0	40	2	22	73.0
SEASON TOTALS		15	15	513	324	63.2	4,077	8.0	21	14	95t	40	269	90.1

POSTSEASON

1/8	at Denver	1	1	40	22	55.0	289	7.2	1	1	33	5	45	75.9
POSTSEASON TOTALS		1	1	40	22	55.0	289	7.2	1	1	33	5	45	75.9

▶ ROETHLISBERGER'S 2010 GAME-BY-GAME STATISTICS

Date	Opponent	GP	GS	Att	Cmp	Pct	Yds	Yds/Att	TD	Int	Lg	Sk	Lst	Rtg
9/12	ATLANTA													
9/19	at Tennessee													
9/26	at Tampa Bay													
10/3	BALTIMORE													
10/17	CLEVELAND	1	1	27	16	59.3	257	9.5	3	1	50	0	0	112.7
10/24	at Miami	1	1	27	19	70.3	302	11.1	2	0	53t	3	12	132.0
10/31	at New Orleans	1	1	28	17	60.7	195	7.0	0	1	25	3	24	66.8
11/8	at Cincinnati	1	1	27	17	63.0	163	6.0	1	1	35	1	9	76.6
11/14	NEW ENGLAND	1	1	49	30	61.2	387	7.9	3	1	33t	5	38	97.9
11/21	OAKLAND	1	1	29	18	62.1	275	9.5	3	0	52t	2	6	127.8
11/28	at Buffalo	1	1	33	20	60.6	246	7.5	0	0	26	5	26	83.6
12/5	at Baltimore	1	1	38	22	57.9	253	6.7	1	1	28	3	19	75.9
12/12	CINCINNATI	1	1	33	21	63.3	258	7.8	0	0	33	4	27	87.7
12/19	N.Y. JETS	1	1	44	23	52.2	264	6.0	1	0	29	3	32	78.2
12/23	CAROLINA	1	1	32	22	69.0	320	10.0	1	0	43t	3	27	111.5
1/2	at Cleveland	1	1	22	15	68.2	280	12.7	2	0	56t	0	0	141.3
SEASON TOTALS		12	12	389	240	61.7	3,200	8.2	17	5	56t	32	220	97.0

POSTSEASON

1/15	BALTIMORE	1	1	32	19	59.4	226	7.1	2	0	58	6	34	101.8
1/23	N.Y. JETS	1	1	19	10	52.6	133	7.0	0	2	24	2	12	35.5
2/6	vs. Green Bay	1	1	40	25	62.5	263	6.6	2	2	37	1	2	77.4
POSTSEASON TOTALS		3	3	91	54	59.3	622	6.8	4	4	58	9	48	76.4

▶ ROETHLISBERGER'S 2009 GAME-BY-GAME STATISTICS

Date	Opponent	GP	GS	Att	Cmp	Pct	Yds	Yds/Att	TD	Int	Lg	Sk	Lst	Rtg
9/10	TENNESSEE	1	1	43	33	76.7	363	8.4	1	2	34t	4	42	89.6
9/20	at Chicago	1	1	35	23	65.7	221	6.3	1	1	24	2	18	80.8
9/27	at Cincinnati	1	1	31	22	71.0	276	8.9	1	1	51	1	5	95.6
10/4	SAN DIEGO	1	1	33	26	79.0	333	10.1	2	0	35	3	19	128.9
10/11	at Detroit	1	1	30	23	76.6	277	9.2	3	1	47t	3	15	123.9
10/18	CLEVELAND	1	1	35	23	65.7	417	11.9	2	1	52t	3	14	113.6
10/25	MINNESOTA	1	1	26	14	53.8	175	6.7	1	0	45	4	23	87.8
11/9	at Denver	1	1	29	21	72.4	233	8.0	3	1	35	3	31	116.0
11/15	CINCINNATI	1	1	40	20	50.0	174	4.4	0	1	21	4	28	51.5
11/22	at Kansas City	1	1	42	32	76.2	398	9.5	3	2	41	2	13	109.0
11/29	at Baltimore													
12/6	OAKLAND	1	1	24	18	75.0	278	11.6	2	1	57	1	9	123.3
12/10	at Cleveland	1	1	32	18	56.3	201	6.3	0	0	24	8	60	75.1
12/20	GREEN BAY	1	1	46	29	63.0	503	10.9	3	0	60t	5	31	121.9
12/27	BALTIMORE	1	1	17	33	51.5	259	7.8	1	1	45	4	21	75.2
1/3	at Miami	1	1	27	18	66.6	220	8.1	3	0	54t	3	19	128.6
SEASON TOTALS		15	15	506	337	66.6	4,328	8.6	26	12	60t	50	348	100.5

▶ ROETHLISBERGER'S 2008 GAME-BY-GAME STATISTICS

Date	Opponent	GP	GS	Att	Cmp	Pct	Yds	Yds/Att	TD	Int	Lg	Sk	Lst	Rtg
9/7	HOUSTON	1	1	14	13	92.9	137	9.8	2	0	29	2	15	147.0
9/14	at Cleveland	1	1	20	13	65.0	179	9.0	1	0	48	2	15	110.2
9/21	at Philadelphia	1	1	25	13	52.0	131	5.2	0	1	16	8	35	50.6
9/29	BALTIMORE	1	1	24	14	58.3	191	8.0	1	1	49	3	23	80.4
10/5	at Jacksonville	1	1	41	26	63.4	309	7.5	3	1	48t	3	23	100.6
10/19	at Cincinnati	1	1	28	17	60.7	216	7.7	2	0	50t	0	0	108.6
10/26	N.Y. GIANTS	1	1	29	13	44.8	189	6.5	1	4	65t	5	35	38.5
11/3	at Washington	1	1	17	5	29.4	50	2.9	0	1	14	3	6	15.1
11/9	INDIANAPOLIS	1	1	41	29	70.7	280	6.8	0	3	41	2	13	59.0
11/16	SAN DIEGO	1	1	41	31	75.6	308	7.5	0	0	30	4	22	96.4
11/20	CINCINNATI	1	1	30	17	56.7	243	8.1	1	0	37	0	0	94.2
11/30	at New England	1	1	33	17	51.5	179	5.4	2	1	21	1	7	75.2
12/7	DALLAS	1	1	33	17	51.5	204	6.2	1	0	47	5	36	80.9
12/14	at Baltimore	1	1	40	22	55.0	246	6.2	1	0	30	3	26	81.9

BEN ROETHLISBERGER

➤ ROETHLISBERGER'S 2008 GAME-BY-GAME STATISTICS (Continued)

Date	Opponent	GP	GS	Att	Cmp	Pct	Yds	Yds/Att	TD	Int	Lg	Sk	Lst	Rtg
12/21	at Tennessee	1	1	39	25	64.1	329	8.4	2	2	31	5	28	86.4
12/28	CLEVELAND	1	1	14	9	64.3	110	7.9	0	1	24	0	0	58.6
SEASON TOTALS		16	16	469	281	59.9	3,301	7.0	17	15	65t	46	284	80.1

POSTSEASON

1/11	SAN DIEGO	1	1	26	17	65.4	181	7.0	1	0	41	1	4	98.4
1/18	BALTIMORE	1	1	33	16	48.5	255	7.7	1	0	65	4	32	84.8
2/1	vs. Arizona	1	1	30	21	70.0	256	8.5	1	1	40	2	22	93.2
POSTSEASON TOTALS		3	3	89	54	60.7	692	7.8	3	1	65	7	58	91.6

➤ ROETHLISBERGER'S 2007 GAME-BY-GAME STATISTICS

Date	Opponent	GP	GS	Att	Cmp	Pct	Yds	Yds/Att	TD	Int	Lg	Sk	Lst	Rtg
9/9	at Cleveland	1	1	23	12	52.2	161	7.0	4	0	40t	1	2	114.3
9/16	BUFFALO	1	1	34	21	61.8	242	7.1	1	1	30	1	6	80.8
9/23	SAN FRANCISCO	1	1	20	13	65.0	160	8.0	1	0	29	2	15	106.2
9/30	at Arizona	1	1	32	17	53.1	244	7.6	2	2	43t	4	39	72.9
10/7	SEATTLE	1	1	22	18	81.8	206	9.4	1	0	25	3	27	120.8
10/21	at Denver	1	1	35	24	68.6	290	8.3	4	2	40	4	30	108.0
10/28	at Cincinnati	1	1	26	19	73.1	230	8.9	2	1	42	1	0	109.5
11/5	BALTIMORE	1	1	16	13	81.3	209	13.0	5	0	45	3	22	158.3
11/11	CLEVELAND	1	1	34	23	67.6	278	8.1	2	1	22	4	36	99.9
11/18	at N.Y. Jets	1	1	25	15	60.0	195	7.8	1	1	27	7	44	81.2
11/26	MIAMI	1	1	21	18	85.7	165	7.9	0	1	21	5	33	79.6
12/2	CINCINNATI	1	1	32	21	65.6	184	5.8	2	2	19	0	0	75.5
12/9	at New England	1	1	32	19	59.4	187	5.8	1	0	32t	3	19	86.3
12/16	JACKSONVILLE	1	1	32	15	46.9	142	4.4	3	0	30t	5	40	90.9
12/20	at St. Louis	1	1	20	16	80.0	261	13.1	3	0	83	4	34	158.3
12/30	at Baltimore	INACTIVE												
SEASON TOTALS		15	15	404	264	65.3	3,154	7.8	32	11	83	47	347	104.1

POSTSEASON

1/5	JACKSONVILLE	1	1	42	29	69.0	337	8.0	2	3	37	6	40	79.2
POSTSEASON TOTALS		1	1	42	29	69.0	337	8.0	2	3	37	6	40	79.2

➤ ROETHLISBERGER'S 2006 GAME-BY-GAME STATISTICS

Date	Opponent	GP	GS	Att	Cmp	Pct	Yds	Yds/Att	TD	Int	Lg	Sk	Lst	Rtg
9/7	MIAMI	INACTIVE												
9/18	at Jacksonville	1	1	32	17	53.1	141	4.4	0	2	18	2	14	38.7
9/24	CINCINNATI	1	1	39	18	46.2	208	5.3	0	3	36	3	13	30.7
10/8	at San Diego	1	1	31	20	64.5	220	7.1	0	2	32	5	23	58.5
10/15	KANSAS CITY	1	1	19	16	84.2	238	12.5	2	0	50	1	6	153.8
10/22	at Atlanta	1	1	22	16	72.7	238	10.8	3	0	36	3	15	147.3
10/29	at Oakland	1	1	37	25	67.6	301	8.1	1	4	49	5	30	61.7
11/5	DENVER	1	1	54	38	70.4	433	8.0	1	3	63	4	30	77.2
11/12	NEW ORLEANS	1	1	28	17	60.7	264	9.4	3	0	46	2	14	127.7
11/19	at Cleveland	1	1	44	25	56.8	272	6.2	2	3	23	2	11	61.9
11/26	at Baltimore	1	1	41	21	51.2	214	5.2	0	2	27	9	73	46.2
12/3	TAMPA BAY	1	1	25	12	48.0	198	7.9	2	1	36	1	7	85.1
12/7	CLEVELAND	1	1	21	11	52.0	225	10.7	1	0	49t	0	0	106.2
12/17	at Carolina	1	1	17	10	58.8	125	7.4	1	0	21	3	22	101.3
12/24	BALTIMORE	1	1	31	15	48.4	156	5.0	1	2	31	5	17	47.2
12/31	at Cincinnati	1	1	28	19	67.9	280	10.0	1	1	67t	1	5	97.3
SEASON TOTALS		15	15	469	280	59.7	3,513	7.5	18	23	67t	46	280	75.4

➤ ROETHLISBERGER'S 2005 GAME-BY-GAME STATISTICS

Date	Opponent	GP	GS	Att	Cmp	Pct	Yds	Yds/Att	TD	Int	Lg	Sk	Lst	Rtg
9/11	TENNESSEE	1	1	11	9	81.8	218	19.8	2	0	63t	0	0	158.3
9/18	at Houston	1	1	21	14	66.7	254	12.1	2	0	54	1	1	139.8
9/25	NEW ENGLAND	1	1	28	12	42.9	216	7.7	2	0	85t	4	26	93.8
10/10	at San Diego	1	1	26	17	65.4	225	8.7	1	0	33	3	18	105.4

> ROETHLISBERGER'S 2005 GAME-BY-GAME STATISTICS (Continued)

Date	Opponent	GP	GS	Att	Cmp	Pct	Yds	Yds/Att	TD	Int	Lg	Sk	Lst	Rtg
10/16	JACKSONVILLE						INACTIVE							
10/23	at Cincinnati	1	1	14	9	64.3	93	6.6	2	1	21	1	10	93.2
10/31	BALTIMORE	1	1	30	18	60.0	177	5.9	2	1	23	2	17	85.0
11/6	at Green Bay						INACTIVE							
11/13	CLEVELAND						INACTIVE							
11/20	at Baltimore						INACTIVE							
11/28	at Indianapolis	1	1	26	17	65.4	133	5.1	1	2	35	3	22	58.7
12/4	CINCINNATI	1	1	41	29	70.7	386	9.4	3	3	41	2	7	94.2
12/11	CHICAGO	1	1	20	13	65.0	173	8.7	1	0	45	0	0	109.0
12/18	at Minnesota	1	1	15	10	66.7	149	9.9	0	0	50	4	16	99.0
12/24	at Cleveland	1	1	20	13	65.0	226	11.3	1	0	46	2	9	120.0
1/1	DETROIT	1	1	16	7	43.8	135	8.4	0	2	43	1	3	34.1
SEASON TOTALS		12	12	268	168	62.7	2,385	8.9	17	9	85t	23	129	98.6

POSTSEASON

1/8	at Cincinnati	1	1	19	14	73.7	208	10.9	3	0	54	1	6	148.7
1/15	at Indianapolis	1	1	24	14	58.3	197	8.2	2	1	45	2	14	95.3
1/22	at Denver	1	1	29	21	72.4	275	9.5	2	0	30	2	7	124.9
2/5	vs. Seattle	1	1	21	9	42.9	123	5.9	0	2	37	1	8	22.6
POSTSEASON TOTALS		4	4	93	58	62.4	803	8.6	7	3	54	6	35	101.7

> ROETHLISBERGER'S 2004 GAME-BY-GAME STATISTICS

Date	Opponent	GP	GS	Att	Cmp	Pct	Yds	Yds/Att	TD	Int	Lg	Sk	Lst	Rtg
9/12	OAKLAND						DID NOT PLAY							
9/19	at Baltimore	1	0	20	12	60.0	176	8.8	2	2	58	2	16	82.5
9/26	at Miami	1	1	22	12	54.5	163	7.4	1	1	42	1	2	74.6
10/3	CINCINNATI	1	1	25	17	68.0	174	7.0	1	0	30	1	6	101.1
10/10	CLEVELAND	1	1	21	16	76.2	231	11.0	1	1	48	0	0	107.4
10/17	at Dallas	1	1	25	21	84.0	193	7.7	2	0	32	3	21	125.5
10/31	NEW ENGLAND	1	1	24	18	75.0	196	8.2	2	0	47t	0	0	126.4
11/7	PHILADELPHIA	1	1	18	11	61.1	183	10.2	2	1	47	2	15	109.3
11/14	at Cleveland	1	1	16	10	62.5	134	8.4	0	1	22	2	14	63.0
11/21	at Cincinnati	1	1	21	15	71.4	138	6.6	1	0	26	7	54	104.9
11/28	WASHINGTON	1	1	20	9	45.0	131	6.6	0	0	27	4	31	66.9
12/5	at Jacksonville	1	1	17	14	82.5	221	13.0	2	0	37t	3	25	158.0
12/12	N.Y. JETS	1	1	19	9	47.6	144	7.6	0	2	46	2	12	33.6
12/18	at N.Y. Giants	1	1	28	18	64.3	316	11.3	1	2	40	3	17	84.8
12/26	BALTIMORE	1	1	19	14	73.7	221	11.6	2	1	36t	0	0	125.1
1/2	at Buffalo						INACTIVE							
SEASON TOTALS		14	13	295	196	66.4	2,621	8.8	17	11	58	30	213	98.1

POSTSEASON

1/15	N.Y. JETS	1	1	30	17	56.7	181	6.3	1	2	21	1	10	57.8
1/23	NEW ENGLAND	1	1	24	14	78.1	226	9.4	2	3	34	1	1	78.1
POSTSEASON TOTALS		2	2	54	31	61.3	407	7.5	3	5	34	2	11	61.3

> ROETHLISBERGER'S CAREER TOTALS

REGULAR SEASON														
Date	Opponent	GP	GS	Att	Cmp	Pct	Yds	Yds/Att	TD	Int	Lg	Sk	Lst	Rtg
2004	Pittsburgh	14	13	295	196	66.4	2,621	8.8	17	11	58	30	213	98.1
2005	Pittsburgh	12	12	268	168	62.7	2,385	8.9	17	9	85t	23	129	98.6
2006	Pittsburgh	15	15	469	280	59.7	3,513	7.5	18	23	67t	46	280	75.4
2007	Pittsburgh	15	15	404	264	65.3	3,154	7.8	32	11	83	47	347	104.1
2008	Pittsburgh	16	16	469	281	59.9	3,301	7.0	17	15	65t	46	284	80.1
2009	Pittsburgh	15	15	506	337	66.6	4,328	8.6	26	12	60t	50	348	100.5
2010	Pittsburgh	12	12	389	240	61.7	3,200	8.2	17	5	56t	32	220	97.0
2011	Pittsburgh	15	15	513	324	63.2	4,077	8.0	21	14	95t	40	269	90.1
2012	Pittsburgh	13	13	449	284	63.3	3,265	7.3	26	8	82t	30	182	97.0
2013	Pittsburgh	16	16	584	375	64.2	4,261	7.4	28	14	67	42	282	92.0
2014	Pittsburgh	16	16	608	408	67.1	4,952	8.1	32	9	94t	33	172	103.3
NFL TOTALS		159	158	4,954	3,157	63.7	39,057	7.9	251	131	95t	419	2,726	93.9

BEN ROETHLISBERGER

➤ ROETHLISBERGER'S CAREER TOTALS (Continued)

Career Record as a Starter: 106-52 (.671): 13-0 [1.00] in '04, 9-3 (.750) in '05, 7-8 (.467) in '06, 10-5 (.667) in '07, 12-4 (.750) in '08, 9-6 (.600) in '09, 9-3 (.750) in '10, 11-4 (.733) in '11, 7-6 (.538) in '12, 8-8 (.500) in '13 and 11-5 (.688) in '14.

Additional Statistics: Has one career reception for minus-7 yards on 9/14/08 at Cleveland.

REGULAR-SEASON SINGLE-GAME HIGHS:

Attempts: 58, vs. New Orleans, 11/30/14; Completions: 40, vs. Indianapolis, 10/26/14; Completion Percentage (Min. 15 Att.): 85.7, vs. Miami, 11/26/07; Passing Yards: 522, vs. Indianapolis, 10/26/14; Yards/Attempt (Min. 10 Att.): 19.8, vs. Tennessee, 9/11/05; Touchdowns: 6, twice, last vs. Baltimore, 11/2/14; Interceptions: 4, twice, last vs. N.Y. Giants, 10/26/08; Long: 95t, at Arizona, 10/23/11; QB Rating: 158.3, three times, last at St. Louis, 12/20/07; Rushing Attempts: 9, at Cincinnati, 12/21/04; Rushing Yards: 55, vs. Oakland, 11/21/10; Rushing Long: 31, vs. Oakland, 11/21/10; Rushing Touchdowns: 1, 15 times, last at Green Bay, 12/22/13.

POSTSEASON

Year	Team	GP	GS	Att	Cmp	Pct	Yds	Yds/Att	TD	Int	Lg	Sk	Lst	Rtg
2004	Pittsburgh	2	2	54	31	61.3	407	7.5	3	5	34	2	11	61.3
2005	Pittsburgh	4	4	93	58	62.4	803	8.6	7	3	54	6	35	101.7
2007	Pittsburgh	1	1	42	29	69.0	337	8.0	2	3	37	6	40	79.2
2008	Pittsburgh	3	3	89	54	60.7	692	7.8	3	1	65t	7	58	91.6
2010	Pittsburgh	3	3	91	54	59.3	622	6.8	4	4	58	9	48	76.4
2011	Pittsburgh	1	1	40	22	55.0	289	7.2	1	1	33	5	45	75.9
2014	Pittsburgh	1	1	45	31	68.9	334	7.4	1	2	44	5	37	79.3
NFL TOTALS		15	15	454	279	61.5	3,484	7.7	21	19	65t	41	274	83.3

Career Record as a Starter 10-5 (.667): 1-1 [.500] in '04, 4-0 [1.000] in '05, 0-1 [.000] in '07, 3-0 [1.000] in '08, 2-1 [.667] in '10, 0-1 [.000] in '11 and 0-1 [.000] in '14.

➤ ROETHLISBERGER'S CAREER RUSHING TOTALS

REGULAR SEASON

Year	Team	Att	Yds	Avg	Lg	TD
2004	Pittsburgh	56	144	2.6	20	1
2005	Pittsburgh	31	69	2.2	13	3
2006	Pittsburgh	32	98	3.1	20	2
2007	Pittsburgh	35	204	5.8	30	2
2008	Pittsburgh	34	101	3.0	17	2
2009	Pittsburgh	40	82	2.1	15	2
2010	Pittsburgh	34	176	5.2	31	2
2011	Pittsburgh	31	70	2.3	11	0
2012	Pittsburgh	26	92	3.5	14	0
2013	Pittsburgh	27	99	3.7	19	1
2014	Pittsburgh	33	27	0.8	8	0
NFL TOTALS		379	1,162	3.1	31	15

POSTSEASON

Year	Team	Att	Yds	Avg	Lg	TD
2004	Pittsburgh	9	75	8.3	20	0
2005	Pittsburgh	19	37	1.9	10	2
2007	Pittsburgh	4	13	3.3	6	0
2008	Pittsburgh	6	0	0.0	4	0
2010	Pittsburgh	21	63	3.0	18	1
2011	Pittsburgh	3	15	5.0	9	0
2014	Pittsburgh	2	16	8.0	16	0
NFL TOTALS		63	219	3.5	20	3

➤ ROETHLISBERGER'S CAREER 300-YARD PASSING GAMES (39)

REGULAR SEASON - 37 (19-10)

Date	Opponent	Att	Cmp	Yds	Pct	TD	Int	Lg	Rtg	Result
12/18/04	at N.Y. Giants	28	18	316	64.3	1	2	40	84.8	W, 33-30
12/4/05	CINCINNATI	41	29	386	70.7	3	4	41	94.2	L, 38-31
10/29/06	at Oakland	37	25	301	67.6	1	4	49	61.7	L, 20-13
11/5/06	DENVER	38	54	433	70.4	1	3	63	77.2	L, 31-20
10/5/08	at Jacksonville	41	26	309	63.4	3	1	48	100.6	W, 26-21
11/16/08	SAN DIEGO	41	31	308	75.6	0	0	30	96.4	W, 11-10
12/21/08	at Tennessee	39	25	329	64.1	2	2	31	86.4	L, 31-14
9/10/09	TENNESSEE	43	33	363	76.7	1	2	34t	89.6	W, 13-10
10/4/09	SAN DIEGO	33	26	333	79.0	2	0	35	128.9	W, 38-28
10/18/09	CLEVELAND	35	23	417	65.7	2	1	52t	113.6	W, 28-14
11/22/09	at Kansas City	42	32	398	76.2	3	2	41	109.0	L, 27-24 (OT)
12/20/09	GREEN BAY	46	29	503	63.0	3	0	60t	121.9	W, 37-36
10/24/10	at Miami	27	19	302	70.4	2	0	53t	132.0	W, 23-22
11/14/10	NEW ENGLAND	49	30	387	61.2	3	1	33t	97.9	L, 39-26
12/23/10	CAROLINA	32	22	320	68.8	1	0	43t	111.5	W, 27-3
9/25/11	at Indianapolis	37	25	364	67.6	1	1	81t	97.1	W, 23-20
10/23/11	at Arizona	39	26	361	66.7	3	0	95t	121.8	W, 32-20
10/30/11	NEW ENGLAND	50	36	365	72.0	2	1	26	97.5	W, 25-17

> ROETHLISBERGER'S CAREER 300-YARD PASSING GAMES (39) (Continued)

REGULAR SEASON - 37 (19-18)

Date	Opponent	Att	Cmp	Yds	Pct	TD	Int	Lg	Rtg	Result
11/6/11	BALTIMORE	37	20	330	54.1	1	1	32	82.0	L, 23-20
12/19/11	at San Francisco	44	25	330	56.8	0	3	39	52.3	L, 20-3
9/23/12	at Oakland	49	36	384	73.5	4	0	22	123.2	L, 34-31
10/11/12	at Tennessee	40	24	363	60.0	1	1	82t	87.8	L, 26-23
12/16/12	at Dallas	40	24	339	60.0	2	1	60	93.6	L, 26-24 (OT)
9/22/13	CHICAGO	41	26	406	63.4	2	2	45	92.1	L, 40-23
9/29/13	vs. Minnesota	51	36	383	70.6	1	1	35	90.6	L, 34-27
11/3/13	at New England	48	28	400	58.3	4	2	42	95.8	L, 55-31
11/17/13	DETROIT	45	29	367	64.4	4	0	47t	119.4	W, 37-27
12/8/13	MIAMI	39	23	349	58.9	3	0	67	114.2	L, 34-28
9/7/14	CLEVELAND	34	23	365	67.6	1	1	41	100.7	W, 30-27
9/28/14	TAMPA BAY	40	29	314	72.5	3	0	31	120.2	L, 27-24
10/26/14	INDIANAPOLIS	49	40	522	81.6	6	0	52	150.6	W, 51-34
11/2/14	BALTIMORE	37	25	340	67.6	6	0	54t	136.3	W, 43-23
11/9/14	at NY Jets	43	30	343	69.8	1	2	80t	81.8	L, 20-13
11/30/14	NEW ORLEANS	58	32	435	55.2	2	2	48	76.4	L, 35-32
12/7/14	at Cincinnati	39	25	350	64.1	3	0	94t	118.5	W, 42-21
12/14/14	at Atlanta	35	27	360	77.1	0	0	44	109.2	W, 27-20
12/28/14	CINCINNATI	38	24	317	63.2	2	1	63t	96.1	W, 27-17

POSTSEASON - 2 (0-2)

1/5/08	JACKSONVILLE	42	29	337	69.0	2	3	37	79.5	L, 29-31
1/3/15	BALTIMORE	45	31	334	68.9	1	2	44	79.3	L, 30-17

> ROETHLISBERGER'S FOURTH QUARTER & GAME-WINNING DRIVES (36)

(Victories in which Roethlisberger has rallied the Steelers from a fourth-quarter deficit to tie or to win.)

REGULAR SEASON - 33

Date	Opponent	Down	Won	Go-Ahead Score	Drive	Clock at end	Passing
10/3/04	Cincinnati	14-17	28-17	Bettis 1-yd. run	13:89; 6:41	9:03	2-3, 17 yds.
10/17/04	at Dallas	10-20	24-20	Bettis 2-yd. run	5:24; 1:50	0:30	2-2, 17 yds.
12/5/04	at Jacksonville	14-16	17-16	Reed 37-yd. FG	6:56; 1:37	0:18	3-3, 39 yds.
12/12/04	NY Jets	3-3	17-6	Tuman 10-yd. pass from Bettis	8:00; 2:09	12:51	2-2, 47 yds.
12/18/04	at NY Giants	26-30	33-30	Bettis 1-yd. run	7:67; 3:20	4:57	4-4, 69 yds.
10/10/05	at San Diego	21-22	24-22	Reed 40-yd. FG	11:40; 4:36	0:06	3-3, 19 yds.
10/31/05	Baltimore	17-19	20-19	Reed 37-yd. FG	8:60; 1:45	1:36	2-2, 37 yds.
11/12/06	New Orleans	24-24	38-31	Parker 3-yd. run	6:78; 3:34	14:55	0-0, 0 yds.
11/19/06	at Cleveland	10-20	24-20	Parker 4-yd. pass from Roethlisberger	11:77; 2:34	0:32	6-9, 72 yds.
12/31/06	at Cincinnati	14-17	23-17 (OT)	Holmes 67-yd. pass from Roethlisberger	3:78; 1:33	13:27	1-1, 67 yds.
11/11/07	Cleveland	21-16	31-28	Roethlisberger 30-yd. run	7:66; 3:15	11:32	2-4, 34 yds.
11/26/07	Miami	0-0	3-0	Reed 24-yd. FG	9:36; 3:56	0:17	4-5, 44 yds.
9/29/08	Baltimore	20-20	23-20 (OT)	Reed 46-yd. FG	7:29; 3:56	8:55	2-3, 31 yds.
10/5/08	at Jacksonville	20-21	26-21	Ward 8-yd. pass from Roethlisberger	11:80; 4:40	1:53	6-8, 61 yds.
11/16/08	San Diego	8-10	11-10	Reed 32-yd. FG	13:73; 6:30	0:11	6-6, 61 yds.
12/7/08	Dallas	3-13	20-13	Townsend 25-yd. INT	---	1:40	---
12/14/08	Baltimore	6-9	13-9	Holmes 4-yd. pass from Roethlisberger	12:92; 2:53	0:43	7-11, 89 yds.
9/10/09	Tennessee	10-10	13-10 (OT)	Reed 33-yd. FG	10:63; 4:32	0:00	5-7, 60 yds.
12/20/09	Green Bay	30-36	37-36	Wallace 19-yd. pass from Roethlisberger	11:86; 2:06	0:00	6-11, 90 yds.
12/27/09	Baltimore	20-20	23-20	Reed 38-yd. FG	8-44; 3:38	5:25	5-7, 44 yds.
10/24/10	at Miami	20-22	23-22	Reed 18-yd. FG	8-47; 2:51	2:26	2-2, 31 yds.
11/28/10	at Buffalo	16-16	19-16 (OT)	Suisham 41-yd. FG	13:58; 7:06	0:00	1-3, 17 yds.
12/5/10	at Baltimore	6-10	13-10	Redman 9-yd. pass from Roethlisberger	3:9; 0:22	2:51	1-3, 9 yds.
9/25/11	at Indianapolis	20-20	23-20	Suisham 38-yd. FG	10:60; 2:05	0:04	3-4, 39 yds.
10/7/12	PHILADELPHIA	13-14	16-14	Suisham 34-yd. FG	14:64; 6:33	0:00	4-5, 50 yds.
10/21/12	at Cincinnati	17-17	24-17	Rainey 11-yd. run	8:67; 4:42	14:16	5-5, 54 yds.
11/4/12	at NY Giants	17-20	24-20	Redman 1-yd. run	9:51; 4:53	4:02	2-4, 26 yds.
10/20/13	BALTIMORE	16-16	19-16	Suisham 42-yd. FG	7:39; 1:58	0:00	3-4, 31 yds.
11/17/13	DETROIT	23-27	37-27	W. Johnson 1-yd. pass from Roethlisberger	16:97; 8:03	4:46	7-10, 82 yds.
12/22/13	at Green Bay	31-31	38-31	Bell 1-yd. run	5:17; 0:26	1:25	1-2, 5 yds.
9/7/14	CLEVELAND	27-27	30-27	Suisham 41 yd. FG	5:33; 0:47	0:00	3-4, 33 yds.
11/17/14	at Tennessee	13-24	27-24	A. Brown 12 yd. pass from Roethlisberger	8:65; 4:02	9:01	4-5, 45 yds.
12/7/14	at Cincinnati	20-21	42-21	Bell 13 yd. run	4:24; 1:18	11:27	1-2, 8 yds.

BEN ROETHLISBERGER

> ROETHLISBERGER'S FOURTH QUARTER & GAME-WINNING DRIVES (36) (Continued)

(Victories in which Roethlisberger has rallied the Steelers from a fourth-quarter deficit to tie or to win.)

POSTSEASON - 3

Date	Opponent	Down	Won	Go-Ahead Score	Drive	Clock at end	Passing
1/15/05	N.Y. Jets (OT)	10-17	20-17	Reed 33-yd. FG	14-72; 8:19	3:56	3-4, 32 yds.
2/1/09	vs. Arizona	20-23	27-23	Holmes 6-yd. pass from Roethlisberger	8-78; 2:02	0:35	5-7, 84 yds.
1/15/11	vs. Baltimore	24-24 (tied)	31-24	Mendenhall 1-yd. run	11-65; 2:21	1:31	2-6, 70 yds.

★ Overtime

> ROETHLISBERGER'S 3+ TOUCHDOWN GAMES (31)

REGULAR SEASON - 30 (19-11)

Date	Opponent	Att	Comp	Yds	Pct	TD	Int	LG	Rating	Result
12/4/05	Cincinnati	41	29	386	70.7	3	3	41	94.2	L, 38-31
10/22/06	at Atlanta	22	16	238	72.7	3	0	36	147.3	L, 41-38 (OT)
11/12/06	New Orleans	28	17	264	60.7	3	0	46	127.7	W, 38-31
9/9/07	at Cleveland	23	12	161	52.2	4	0	40	114.3	W, 34-7
10/21/07	at Denver	35	24	290	68.6	4	2	40	108.0	L, 31-28
11/5/07	Baltimore	16	13	209	81.3	5	0	45	158.3	W, 38-7
12/16/07	Jacksonville	32	15	142	46.9	3	0	30	90.9	L, 29-22
12/20/07	at St. Louis	20	16	261	80.0	3	0	83	158.3	W, 41-24
10/5/08	at Jacksonville	41	26	309	63.4	3	1	48	100.6	W, 26-21
10/11/09	at Detroit	30	23	277	76.6	3	1	47†	123.9	W, 28-20
11/9/09	at Denver	29	21	233	72.4	3	1	35	116.0	W, 28-10
11/22/09	at Kansas City	42	32	398	76.2	3	2	41	109.0	L, 27-24
12/20/09	Green Bay	46	29	503	63.0	3	0	60†	121.9	W, 37-36
1/3/10	at Miami	27	18	220	66.6	3	0	54†	128.6	W, 30-24
10/17/10	Cleveland	27	16	257	59.3	3	1	50	112.7	W, 28-10
11/14/10	New England	49	30	387	61.2	3	1	33†	97.9	L, 39-26
11/21/10	Oakland	29	18	275	62.1	3	0	52†	127.8	W, 35-3
10/9/11	Tennessee	34	24	228	70.6	5	1	40†	116.2	W, 38-17
10/23/11	at Arizona	39	26	361	66.7	3	0	95†	121.8	W, 32-20
9/23/12	at Oakland	49	36	384	73.5	4	0	22	123.2	L, 34-31
10/28/12	WASHINGTON	33	24	222	72.7	3	0	27	121.0	W, 27-12
12/9/12	SAN DIEGO	42	22	285	52.4	3	1	40†	87.9	L, 34-24
12/30/12	CLEVELAND	23	15	134	65.2	3	0	16	120.3	W, 24-10
11/3/13	at New England	48	28	400	58.3	4	2	42	95.8	L, 55-31
11/17/13	DETROIT	45	29	367	64.4	4	0	47†	119.4	W, 37-27
12/8/13	MIAMI	39	23	349	58.9	3	0	67	114.2	L, 34-28
9/28/14	TAMPA BAY	40	29	314	72.5	3	0	31	120.2	L, 27-24
10/26/14	INDIANAPOLIS	49	40	522	81.6	6	0	52	150.6	W, 51-34
11/2/14	BALTIMORE	37	25	340	67.6	6	0	54†	136.3	W, 43-23
12/7/14	at Cincinnati	39	25	350	64.1	3	0	94†	118.5	W, 42-21

POSTSEASON - 1 (1-0)

1/8/06	at Cincinnati	19	14	208	73.7	3	0	54	148.7	W, 31-17
--------	---------------	----	----	-----	------	---	---	----	-------	----------

> ROETHLISBERGER'S 100+ PASSER RATING GAMES (69)

REGULAR SEASON - 66 (55-7)

Date	Opponent	Att	Comp	Yds	Pct	TD	Int	LG	Rating	Result
12/20/07	at St. Louis	20	16	261	80.0	3	0	83	158.3	W, 41-24
11/5/07	Baltimore	16	13	209	81.3	5	0	45	158.3	W, 38-7
9/11/05	Tennessee	11	9	218	81.8	2	0	63†	158.3	W, 34-7
12/5/04	at Jacksonville	17	14	221	82.5	2	0	37†	158.0	W, 17-16
10/15/06	Kansas City	19	16	238	84.2	2	0	50	153.8	W, 45-7
10/26/14	INDIANAPOLIS	49	40	522	81.6	6	0	52	150.6	W, 51-34
10/22/06	at Atlanta	22	16	238	72.7	3	0	36	147.3	L, 41-38
9/7/08	Houston	14	13	137	92.9	2	0	29	147.0	W, 38-17
1/2/11	at Cleveland	22	15	280	68.2	2	0	56†	141.3	W, 41-9
9/18/05	at Houston	21	14	254	66.7	2	0	54	139.8	W, 27-7
11/2/14	BALTIMORE	37	25	340	67.6	6	0	54†	136.3	W, 43-23
10/24/10	at Miami	27	19	302	70.4	2	0	53†	132.0	W, 23-22
12/8/11	Cleveland	21	16	280	76.2	2	1	79†	129.6	W, 14-3
10/4/09	San Diego	33	26	333	79.0	2	0	35	128.9	W, 38-28

MEDIA INFORMATION

FOOTBALL STAFF

2015 PLAYERS

2014 IN REVIEW

STEELERS HISTORY

RECORDS

> ROETHLISBERGER'S 100+ PASSER RATING GAMES (69) (Continued)
REGULAR SEASON - 65 (59-7)

Date	Opponent	Att	Comp	Yds	Pct	TD	Int	LG	Rating	Result
1/3/10	at Miami	27	18	220	66.6	3	0	54t	128.6	W, 30-24
11/21/10	Oakland	29	18	275	62.1	3	0	52t	127.8	W, 35-3
11/12/06	New Orleans	28	17	264	60.7	3	0	46	127.7	W, 39-31
10/31/04	New England	24	18	196	75.0	2	0	47t	126.4	W, 34-20
10/17/04	at Dallas	25	21	193	84.0	2	0	32	125.5	W, 24-20
9/16/12	N.Y. JETS	31	24	275	77.4	2	0	37t	125.1	W, 27-10
12/26/04	Baltimore	19	14	221	73.7	2	1	36t	125.1	W, 20-7
10/11/09	at Detroit	30	23	277	76.6	3	1	47t	123.9	W, 29-20
12/6/09	Oakland	24	18	278	75.0	2	1	57	123.3	L, 27-24
9/23/12	at Oakland	49	36	384	73.5	4	0	22	123.2	L, 34-31
12/20/09	Green Bay	46	29	503	63.0	3	0	60t	121.9	W, 37-36
10/23/11	at Arizona	39	26	361	66.7	3	0	95t	121.8	W, 32-20
10/28/12	WASHINGTON	33	24	222	72.7	3	0	27	121.0	W, 27-12
10/7/07	Seattle	22	18	206	81.8	1	0	25	120.8	W, 21-0
12/30/12	CLEVELAND	23	15	134	65.2	3	0	16	120.3	W, 24-10
9/28/14	TAMPA BAY	40	29	314	72.5	3	0	31	120.2	L, 27-24
12/24/05	at Cleveland	20	13	226	65.0	1	0	46	120.0	W, 41-0
11/17/13	DETROIT	45	29	367	64.4	4	0	47t	119.4	W, 37-27
12/7/14	at Cincinnati	39	25	350	64.1	3	0	94t	118.5	W, 42-21
12/4/11	Cincinnati	23	15	176	65.2	2	0	45	117.3	W, 35-7
10/9/11	Tennessee	34	24	228	70.6	5	1	40t	116.2	W, 38-17
11/9/09	at Denver	29	21	233	72.4	3	1	35	116.0	W, 28-10
9/18/11	Seattle	30	22	298	73.3	1	0	53	115.7	W, 24-0
9/9/07	at Cleveland	23	12	161	52.2	4	0	40	114.3	W, 34-7
12/8/13	MIAMI	39	23	349	58.9	3	0	62	114.2	L, 34-28
10/20/14	HOUSTON	33	23	265	69.7	2	0	43	113.8	W, 30-23
10/13/13	at N.Y. Jets	30	23	264	76.7	1	0	55t	113.8	W, 19-6
10/18/09	Cleveland	35	23	417	65.7	2	1	52t	113.6	W, 29-14
10/17/10	Cleveland	27	16	257	59.3	3	1	50	112.7	W, 28-10
9/21/14	at Carolina	30	22	196	73.3	2	0	30	112.6	W, 37-19
12/21/14	KANSAS CITY	25	18	220	72.0	1	0	44	112.1	W, 20-12
12/23/10	Carolina	32	22	320	68.8	1	0	43t	111.5	W, 27-3
9/14/08	at Cleveland	20	13	179	65.0	1	0	48	110.2	W, 10-6
10/28/07	at Cincinnati	26	19	230	73.1	2	1	42	109.5	W, 24-13
11/7/04	Philadelphia	18	11	183	61.1	2	1	47	109.3	W, 27-3
12/14/14	at Atlanta	35	27	360	77.1	0	0	44	109.2	W, 27-20
12/11/05	Chicago	20	13	173	65.0	1	0	45	109.0	W, 21-9
11/22/09	at Kansas City	42	32	398	76.2	3	2	41	109.0	L, 27-24
10/19/08	at Cincinnati	28	17	216	60.7	2	0	50t	108.6	W, 38-10
10/21/07	at Denver	35	24	290	68.6	4	2	40	108.0	L, 31-28
10/10/04	Cleveland	21	16	231	76.2	1	1	48	107.4	W, 34-23
10/20/13	BALTIMORE	23	17	160	73.9	1	0	19	107.2	W, 19-16
9/23/07	San Francisco	20	13	160	65.0	1	0	29	106.2	W, 37-16
12/7/06	Cleveland	21	11	225	52.0	1	0	49t	106.2	W, 27-7
10/2/05	at San Diego	26	17	225	65.4	1	0	33	105.4	W, 24-22
11/21/04	at Cincinnati	21	15	138	71.4	1	0	26	104.9	W, 19-14
10/5/14	at Jacksonville	36	26	273	72.2	1	0	30	103.1	W, 17-9
11/24/13	at Cleveland	34	22	217	64.7	2	0	41t	102.2	W, 27-11
12/17/06	at Carolina	17	10	125	58.8	1	0	21	101.3	W, 37-3
10/3/04	Cincinnati	25	17	174	68.0	1	0	30	101.1	W, 28-17
9/7/14	CLEVELAND	34	23	365	67.6	1	1	41	100.7	W, 30-27
10/5/08	at Jacksonville	41	26	309	63.4	3	1	48t	100.6	W, 26-21

POSTSEASON - 3 (3-0)

1/8/06	at Cincinnati	19	14	208	73.7	3	0	54	148.7	W, 31-17
1/22/06	at Denver	29	21	275	72.4	2	0	30	124.9	W, 34-17
1/15/11	Baltimore	32	19	226	59.4	2	0	58	101.8	W, 31-24

BEN ROETHLISBERGER

➤ ROETHLISBERGER IN CLOSE GAMES (Including Postseason)

Date	Opponent	Score	Result	Margin	Date	Opponent	Score	Result	Margin
10/17/04	at Dallas	24-20	W	+4	12/27/09	BALTIMORE	23-20	W	+3
11/21/04	at Cincinnati	19-14	W	+5	10/24/10	at Miami	23-22	W	+1
12/5/04	at Jacksonville	17-16	W	+1	11/8/10	at Cincinnati	27-21	W	+6
12/18/05	at N.Y. Giants	33-30	W	+3	11/28/10	at Buffalo	19-16 [OT]	W	+3
1/15/05	N.Y. JETS	20-17	W	+3	12/5/10	at Baltimore	13-10	W	+3
9/25/05	NEW ENGLAND	23-20	L	-3	12/19/10	N.Y. JETS	22-17	L	-5
10/10/05	at San Diego	24-22	W	+2	1/23/11	N.Y. JETS #	24-19	W	+5
10/31/05	BALTIMORE	20-19	W	+1	2/5/11	vs. Green Bay	31-25	L	-6
1/15/06	at Indianapolis	21-18	W	+3	9/25/11	at Indianapolis	23-20	W	+3
10/22/06	at Atlanta	41-38 [OT]	L	-3	10/16/11	JACKSONVILLE	17-13	W	+4
11/19/06	at Cleveland	24-20	W	+4	11/6/11	BALTIMORE	23-20	L	-3
12/31/06	at Cincinnati	23-17 [OT]	W	+6	11/27/11	at Kansas City	13-9	W	+4
10/21/07	at Denver	31-28	L	-3	1/1/12	at Cleveland	13-9	W	+4
11/11/07	CLEVELAND	31-28	W	+3	1/8/12	at Denver	29-23 [OT]	L	-6
11/18/07	at N.Y. Jets	19-16 [OT]	L	-3	9/23/12	at Oakland	34-31	L	-3
11/26/07	MIAMI	3-0	W	+3	10/7/12	PHILADELPHIA	16-14	W	+2
1/5/08	JACKSONVILLE	31-29	L	-2	10/11/12	at Tennessee	26-23	L	-3
9/14/08	at Cleveland	10-6	W	+4	11/4/12	at N.Y. Giants	24-20	W	+4
9/29/08	BALTIMORE	23-20 [OT]	W	+3	11/12/12	KANSAS CITY	16-13 [OT]	W	+3
10/5/08	at Jacksonville	26-21	W	+5	12/16/12	at Dallas	27-24 [OT]	L	-3
11/9/08	INDIANAPOLIS	24-20	L	-4	12/23/12	CINCINNATI	13-10	L	-3
11/16/08	SAN DIEGO	11-10	W	+1	10/20/13	BALTIMORE	19-16	W	+3
12/14/08	at Baltimore	13-9	W	+4	10/27/13	at Oakland	21-18	L	-3
2/1/09	vs. Arizona	27-23	W	+4	11/28/13	at Baltimore	22-20	L	-2
9/10/09	TENNESSEE	13-10 [OT]	W	+3	12/8/13	MIAMI	34-28	L	-6
9/20/09	at Chicago	17-14	L	-3	9/7/14	CLEVELAND	30-27	W	+3
9/27/09	at Cincinnati	23-20	L	-3	9/28/14	TAMPA BAY	27-24	L	-3
11/22/09	at Kansas City	27-24	L	-3	11/17/14	at Tennessee	27-24	W	+3
12/6/09	DAKLAND	27-24	L	-3	11/30/14	NEW ORLEANS	35-32	L	-3
12/20/09	GREEN BAY	27-26	W	+1					

■ Overtime ■ Postseason

Overall Record in Games Decided By Six Points or Less: 36-23

➤ ROETHLISBERGER'S MISCELLANEOUS CAREER STATISTICS

Roethlisberger's Career Touchdown Passes (By Target): (272 Total)

REGULAR SEASON - 231

Hines Ward (40); Heath Miller (39); Mike Wallace (29); Antonio Brown (28); Santonio Holmes (18); Jericho Cotchery (12); Emmanuel Sanders (11); Nate Washington (11); Martavis Bryant (8); Matt Spaeth (7); Plaxico Burress (6); Melvin Moore (4); Willie Parker (4); Jerome Tuman (4); Le'Veon Bell (3); Najeh Davenport (3); Antwaan Randle El (3); Will Johnson (2); Rashard Mendenhall (2); Leonard Pope (2); Isaac Redman (2); Jay Riemersma (2); Markus Wheaton (2); Verron Haynes (1); David Johnson (1); Dan Kreider (1); Lance Moore (1); Quincy Morgan (1); Derek Mayo (1); Michael Palmer (1); Weslye Saunders (1); Cedrick Wilson (1).

POSTSEASON - 41

Hines Ward (6); Heath Miller (4); Santonio Holmes (3); Cedrick Wilson (2); Martavis Bryant (1); Plaxico Burress (1); Jericho Cotchery (1); Willie Parker (1); Antwaan Randle El (1); Mike Wallace (1).

Roethlisberger's Career Rushing Touchdowns: (18 Total)

REGULAR SEASON - 18

Date	Opponent	Play	Result
10/10/04	CLEVELAND	Roethlisberger 6-yd. run	W, 34-23
10/10/05	at San Diego	Roethlisberger 7-yd. run	W, 24-22
12/18/05	at Minnesota	Roethlisberger 3-yd. run	W, 18-3
1/1/06	DETROIT	Roethlisberger 7-yd. run	W, 35-21
12/7/06	CLEVELAND	Roethlisberger 2-yd. run	W, 27-7
12/17/06	at Carolina	Roethlisberger 1-yd. run	W, 37-3
11/11/07	CLEVELAND	Roethlisberger 30-yd. run	W, 31-28
12/2/07	CINCINNATI	Roethlisberger 6-yd. run	W, 24-10
11/3/08	at Washington	Roethlisberger 1-yd. run	W, 23-6
11/20/08	CINCINNATI	Roethlisberger 8-yd. run	W, 27-10

> ROETHLISBERGER'S MISCELLANEOUS CAREER STATISTICS (Continued)

Roethlisberger's Career Rushing Touchdowns: (18 Total)

REGULAR SEASON - 15

Date	Opponent	Play	Result
9/20/09	at Chicago	Roethlisberger 2-yd. run	L, 17-14
9/27/09	at Cincinnati	Roethlisberger 1-yd. run	L, 23-20
11/21/10	OAKLAND	Roethlisberger 16-yd. run	W, 35-3
12/23/10	CAROLINA	Roethlisberger 1-yd. run	W, 27-3
12/22/13	at Green Bay	Roethlisberger 13-yd. run	W, 38-31

POSTSEASON - 3

Date	Opponent	Play	Result
1/2/06	at Denver	Roethlisberger 4-yd. run	W, 34-17
2/5/06	vs. Seattle	Roethlisberger 1-yd. run	W, 21-10
1/23/11	N.Y. JETS	Roethlisberger 2-yd. run	W, 24-19



> Ryan Shazier LB

HEIGHT: 6-1
WEIGHT: 237
COLLEGE: Ohio State
BORN: Sept. 6, 1992

BIRTHPLACE: Fort Lauderdale, Fla.
HOW ACQUIRED: D1 - '14 (#15)
NFL EXPERIENCE: 2nd year

PRO (9-5-1-0): Drafted by the Steelers in the first round (15th overall) of the 2014 NFL Draft.

2014 (9-5-0-0): Saw action in nine games with five starts in the regular season...made his postseason debut in the AFC Wild Card Game vs. Baltimore...inactive due to a right knee injury Weeks 4-7...inactive due to a right ankle injury Weeks 10, 11 and 13.

9/7 vs. Cleveland: Became the first rookie LB to start on Kickoff Weekend for the Steelers since 2001 (Kendrell Bell)...became the first rookie to start a season opener under defensive coordinator Dick LeBeau since 2004...totaled six tackles, one TFL and one pass breakup, all career firsts.

9/11 at Baltimore: Totaled a career-high 11 tackles.

9/21 at Carolina: Left the game in the third quarter with a right knee injury and did not return.

10/26 vs. Indianapolis: Returned to action after missing four games due to a right knee injury.

11/2 vs. Baltimore: Left the game in the second quarter due to a right ankle injury and did not return.

12/7 at Cincinnati: Returned to action after missing three straight games with an ankle injury.

12/28 vs. Cincinnati: Recorded his first special teams tackle of his career.

AFC Wild Card Game 1/3 vs. Baltimore: Recorded his first career postseason tackles (3) and postseason special teams tackle (1).

COLLEGE Played in 39 games, starting his final 29 contests at weak-side outside linebacker for Ohio State...recorded 316 tackles (208 solo), posted 14.0 sacks for minus-107 yards, 44.5 TFLs totaling 172 yards and nine quarterback pressures...returned his only interception 17 yards for a touchdown and deflected 15 other passes...also forced nine fumbles...his nine forced fumbles are a school record and are tied for 10th all-time in Big Ten Conference history...his 44.5 TFLs rank sixth in school annals...finished 15th in school history with 316 total tackles...became just the sixth Buckeye to record over 200 solo tackles during a career...his 14.0 sacks are tied for 17th on the school career chart...majored in psychology with a minor in business management. **2013:** Started all 13 games...named a team captain...was part of a defense that ranked seventh nationally vs. the run (102.6), 21st in scoring defense (21.3) and 29th in total defense (362.2)...named first-team All-American by The NFL Draft Report, Associated Press, ESPN, *Sports Illustrated* and *USA Today*...the But-

RYAN SHAZIER

kus Award finalist and Bednarik and Lott award semifinalist added All-Big Ten Conference first-team honors and was twice named the Lott IMPACT Trophy National Player of the Week, along with tying a Big Ten record with three conference Defensive Player of the Week honors, giving him five for his career...became the 10th Buckeye to lead the team in tackles in consecutive seasons, as his 143 tackles led the league and ranked 10th nationally...his 103 solo tackles are the third-best ever by a Buckeye in a single season, and ranked first in the Big Ten and third in the FBS...also led the Big Ten while finishing sixth in the nation with 22.5 TFLs for 77 yards, including six sacks for minus-36 yards...credited with six quarterback pressures, four pass deflections and four forced fumbles...registered at least 10 tackles in seven games and had at least one TFL in all but two games...in a four-game stretch, he registered 62 tackles, the most in school annals over that span. **2012:** Earned second-team All-American accolades from The NFL Draft Report and honorable mention from *Sports Illustrated*, as the All-Big Ten Conference first-team choice started all 12 games at weak-side linebacker...led the team with 115 tackles (70 solo), ranking second in the league with an average of 9.58 hits per game...made five sacks for minus-47 yards, a team-high 17.0 TFLs for 78 yards and three quarterback pressures...his average of 1.42 stops-for-loss per game led the Big Ten and ranked 17th nationally...deflected 11 passes and had one interception, which he returned 17 yards for a touchdown...produced at least 10 tackles in six contests...added three forced

fumbles. **2011:** Played in all 13 games as a true freshman, starting the final three contests at weak-side linebacker...finished sixth on the team with 57 tackles (37 solo), the most by a first-year Buckeye since 1996...had three sacks for minus-14 yards, five TFLs for 17 yards and two forced fumbles.

PERSONAL Attended Plantation High School (Pompano Beach, Fla.), playing football for head coach Steve Davis...the All-State outside linebacker was rated a four-star prospect and regarded as the 14th-best linebacker in the nation, earning the 42nd spot on the Florida Top-100 list compiled by Rivals.com...Scout.com considered him to be the fifth-best outside linebacker in the prep ranks and also took notice of his skills playing defensive end and tight end during his high school days...as a senior, registered 87 tackles, recording 19.5 sacks with four forced fumbles and four blocked kicks...named Broward County's Most Outstanding Player...ended his career as the school's record-holder with 38.5 sacks...the All-State pick ended his prep career by suiting up once more for the Under Armor All-American Game...as a junior, recorded 87 tackles that included 19.0 sacks and 28.5 TFLs...also caused two fumbles, recovered two others, including one that he returned for a touchdown, and blocked one kick...that performance earned him second-team Class 6A All-State honors, along with being named All-Broward County first-team by the *Miami Herald*...son of Vernon and Shawn Shazier...father is the Miami Dolphins' chaplain...Full name: Ryan Dean Shazier.

SHAZIER'S 2014 GAME-BY-GAME STATISTICS

Date	Opponent	GP	GS	T	AT	TOT	Sacks	Yds	Int/Yds	PD	FF	FR
9/7	CLEVELAND	1	1	4	2	6	0.0	0.0	0/0	1	0	0
9/11	at Baltimore	1	1	8	3	11	0.0	0.0	0/0	0	0	0
9/21	at Carolina	1	1	2	0	2	0.0	0.0	0/0	0	0	0
9/28	TAMPA BAY						INACTIVE					
10/5	at Jacksonville						INACTIVE					
10/12	at Cleveland						INACTIVE					
10/20	HOUSTON						INACTIVE					
10/26	INDIANAPOLIS	1	1	2	2	4	0.0	0.0	0/0	0	0	0
11/2	BALTIMORE	1	1	0	2	2	0.0	0.0	0/0	0	0	0
11/9	at N.Y. Jets						INACTIVE					
11/17	at Tennessee						INACTIVE					
11/30	NEW ORLEANS						INACTIVE					
12/7	at Cincinnati	1	0	0	0	0	0.0	0.0	0/0	0	0	0
12/14	at Atlanta	1	0	2	0	2	0.0	0.0	0/0	0	0	0
12/21	KANSAS CITY	1	0	2	0	2	0.0	0.0	0/0	0	0	0
12/28	CINCINNATI	1	0	3	2	5	0.0	0.0	0/0	0	0	0
SEASON TOTALS		9	5	23	11	34	0.0	0.0	0/0	1	0	0
POSTSEASON												
1/3	BALTIMORE	1	0	3	0	3	0.0	0.0	0/0	0	0	0
POSTSEASON TOTALS		1	0	3	0	3	0.0	0.0	0/0	0	0	0

Career Special Teams Tackles (1): 1 in '14.

Career Postseason Special Teams Tackles (1): 1 in '14.



> Matt Spaeth *TE*

HEIGHT: 6-7
WEIGHT: 260
COLLEGE: Minnesota
BORN: Nov. 24, 1983

BIRTHPLACE: St. Michael, Minn.
HOW ACQUIRED: FA - '13
NFL EXPERIENCE: 9th year



PRO [110-66/8-7]: Re-signed a two-year contract with the Steelers on March 9, 2015...activated from the team's Reserve/Injured; Designated for Return List on December 7, 2013...placed on the team's Reserve/Injured; Designated for Return List due to a foot injury on September 3, 2013...signed a two-year contract with the Steelers on March 18, 2013...released by the Chicago Bears on March 13, 2013...signed a three-year contract as an unrestricted free agent with the Bears on July 29, 2011...signed his one-year restricted free agent tender with the Steelers on April 15, 2010...originally drafted by the Steelers in the third round (77th overall) of the 2007 NFL Draft.

2014 [15-8/1-1] [Pit]: Saw action at TE and on special teams in 15 games with eight starts in the regular season...started the lone postseason contest...inactive Week 16 due to an elbow injury.

10/5 at Jacksonville: Saw action in his 100th career game.

10/12 at Cleveland: Recorded one special teams tackle.

11/2 vs. Baltimore: Caught his first pass of the season, a 33-yard touchdown late in the fourth quarter...marked his longest career reception...caught a two-point conversion...marked his first career two-point conversion and the team's first since 10/27/13 at Oakland (Emmanuel Sanders).

12/7 at Cincinnati: Recorded a season-best two receptions.

2013 [4-2] [Pit]: Played in four games with two starts...saw action in his first game of the season 12/8 vs. Miami...recorded one reception on the season, an 11-yard touchdown on 12/22 at Green Bay...activated from the team's Reserve/Injured; Designated for Return List on December 7, 2013...placed on the team's Reserve/Injured; Designated for Return List due to a foot injury on September 3, 2013.

12/22 at Green Bay: Recorded an 11-yard touchdown reception late in the third quarter, his first and only reception of the season.

2012 [16-8] [Chi]: Saw action in all 16 games with eight starts...finished the season with six receptions for 28 yards and one touchdown.

11/11 vs. Houston: Recorded a season-high three receptions.

11/25 vs. Minnesota: Recorded a 13-yard receiving touchdown on his only reception of the game.

2011 [15-8] [Chi]: Played in 15 games, making eight starts...recorded seven receptions for 50 yards and two touchdowns.

9/11 vs. Atlanta: Recorded two receptions for seven yards in his Bears' debut, including a one-yard touchdown reception.

11/7 at Philadelphia: Had two receptions for 13 yards...recorded a five-yard touchdown reception, his second of the season.

11/20 vs. San Diego: Tied a season-high with 13 receiving yards.

2010 [14-13/3-2] [Pit]: Saw action in 14 regular-season games, making 13 starts...inactive two games because of a concussion (11/28 at Buffalo and 12/5 at Baltimore)...recorded nine receptions for 80 yards with one receiving touchdown...started two-of-three postseason contests, one of those being Super Bowl XLV, where he recorded a nine-yard reception.

9/26 at Tampa Bay: Started his third game of the season at fullback...helped block for a Steelers' rushing attack that gained 201 yards...helped block for RB Rashard Mendenhall to have 143 yards rushing.

10/31 at New Orleans: Caught his first two passes of the season for 21 yards.

11/21 vs. Oakland: Had two receptions for 16 yards...helped block for the Steelers' offense to gain a season-high 431 yards of total offense.

12/12 vs. Cincinnati: Started in place of injured TE Heath Miller...had one catch for four yards.

MATT SPAETH

12/19 vs. N.Y. Jets: Started at TE in place of the injured Miller...had a season-high three catches for 27 yards with one receiving touchdown, a nine-yard strike from QB Ben Roethlisberger midway through the second quarter.

1/2 at Cleveland: Recorded one special teams tackle.

Super Bowl XLV 2/6 vs. Green Bay: Made his sixth career postseason start at TE...caught one pass for nine yards.

2009 [16-8] (Pit): Saw action in all 16 games, making eight starts...recorded five receptions for 25 yards with one touchdown.

9/20 at Chicago: Caught two passes for 10 yards with one touchdown...caught a one-yard touchdown in the first quarter to give the Steelers a 7-0 lead.

9/27 at Cincinnati: Had one reception for seven yards.

11/15 vs. Cincinnati: Caught one pass for one yard.

11/22 at Kansas City: Recorded one reception for seven yards.

2008 [16-13/3-3] (Pit): Played in all 16 games, making a career-high 13 starts...set career-highs in receptions (17) and receiving yards (136)...started all three postseason contests.

9/29 vs. Baltimore: Recorded one special teams tackle.

11/9 vs. Indianapolis: Set a career-high in receptions (6) for 53 yards...added a season-long 13-yard reception.

11/16 vs. San Diego: Tied his career-high with six receptions...posted a career-high 55 receiving yards.

Super Bowl XLIII 2/1 vs. Arizona: Started at TE as part of a two tight end formation...caught one pass for six yards.

2007 [14-6/1-1] (Pit): Saw action in 14 games, making six starts as a rookie...inactive due to a thigh injury for two games (9/23 vs. San Francisco and 9/30 at Arizona)...recorded five receptions for 34 yards with a career-high three receiving touchdowns...started the lone postseason contest.

9/9 at Cleveland: Saw action in his first NFL game...his first career catch was a five-yard touchdown.

9/16 vs. Buffalo: Started his first career game...registered his second career touchdown, a one-yarder.

10/21 at Denver: Saw extensive action at tight end...

caught a 13-yard touchdown pass, his third of the season.

AFC Wild Card Game 1/5 vs. Jacksonville: Made his first career postseason start...finished with one catch for seven yards.

COLLEGE

Saw action in 47 games with 44 starts at Minnesota...won the 2006 John Mackey Award, given annually to the nation's top tight end...holds school records for tight ends with 109 receptions for 1,291 yards...added 12 receiving touchdowns...majored in marketing. **2006:** An All-Big Ten Conference first-team selection and was honored by the league as the recipient of the Sportsmanship Award...won the team's Bronko Nagurski MVP Award...started 11 games, missing one due to a shoulder injury...finished second on the team with 47 receptions for 564 yards and four touchdowns...was not called for any penalties the entire season...22-of-47 receptions went for first downs and had eight receptions of 20+ yards. **2005:** An All-Big Ten Conference first-team selection...winner of the school's scholar athlete award...started all 12 games...finished third on the team with 26 receptions for 333 yards and four touchdowns. **2004:** Named Academic All-Big Ten Conference and added honorable mention All-Big Ten accolades...named Minnesota's Scholar-Athlete...started 11-of-12 games...finished third on the team with 24 receptions for 298 yards and four touchdowns. **2003:** Named Academic All-Big Ten Conference selection and Minnesota's Scholar-Athlete...earned All-Big Ten Conference Freshman Team honors from *The Sporting News*...saw action in 12 games, making 10 starts...had 12 receptions for 96 yards. **2002:** Redshirted.

PERSONAL

Attended St. Michael-Albertville High School (Albertville, Minn.)...first-team All-Metro pick by the Minnesota High School Coaches Association, the *Minneapolis Star Tribune* and KARE 11-TV as a senior...twice earned all-county and all-conference accolades...named the defensive MVP of the 1999 3-A state championship game and was also named defensive MVP of his conference...made 22 receptions for 294 yards and three touchdowns his senior season...registered 203 tackles, eight interceptions and five forced fumbles on defense...earned three letters as a center on the basketball team and named all-conference three times...averaged 30 points and 13 rebounds per game his senior season...son of Terri and Ken Spaeth...father was a tight end at Nebraska (1975-??) and was chosen in the fifth round of the 1978 NFL Draft by the Buffalo Bills...married to Becky...Full name: Matt Spaeth.

> SPAETH'S 2014 GAME-BY-GAME STATISTICS

Date	Opponent	GP	GS	Rec	Yds	Avg	Lg	TD
9/7	CLEVELAND	1	1	0	0	0.0	0	0
9/11	at Baltimore	1	0	0	0	0.0	0	0
9/21	at Carolina	1	1	0	0	0.0	0	0
9/28	TAMPA BAY	1	1	0	0	0.0	0	0
10/5	at Jacksonville	1	0	0	0	0.0	0	0
10/12	at Cleveland	1	0	0	0	0.0	0	0
10/20	HOUSTON	1	0	0	0	0.0	0	0
10/26	INDIANAPOLIS	1	1	0	0	0.0	0	0
11/2	BALTIMORE	1	0	1	33	33.0	33t	1
11/9	at N.Y. Jets	1	0	0	0	0.0	0	0
11/17	at Tennessee	1	1	0	0	0.0	0	0
11/30	NEW ORLEANS	1	1	0	0	0.0	0	0
12/7	at Cincinnati	1	1	2	13	6.5	11	0
12/14	at Atlanta	1	1	0	0	0.0	0	0
12/21	KANSAS CITY	INACTIVE						
12/28	CINCINNATI	1	0	0	0	0.0	0	0
SEASON TOTALS		15	8	3	46	15.3	33t	1

POSTSEASON

1/3	BALTIMORE	1	1	0	0	0.0	0	0
POSTSEASON TOTALS		1	1	0	0	0.0	0	0

> SPAETH'S 2013 GAME-BY-GAME STATISTICS

Date	Opponent	GP	GS	Rec	Yds	Avg	Lg	TD
9/8-11/28	RESERVE/INJURED; DESIGNATED FOR RETURN							
12/8	MIAMI	1	0	0	0	0.0	0	0
12/15	CINCINNATI	1	1	0	0	0.0	0	0
12/22	at Green Bay	1	1	1	11	11.0	11t	1
12/29	CLEVELAND	1	0	0	0	0.0	0	0
SEASON TOTALS		4	2	1	11	11.0	11t	1

> SPAETH'S 2012 GAME-BY-GAME STATISTICS

Date	Opponent	GP	GS	Rec	Yds	Avg	Lg	TD
9/9	INDIANAPOLIS	1	0	0	0	0.0	0	0
9/13	at Green Bay	1	1	1	4	4.0	4	0
9/23	ST. LOUIS	1	1	0	0	0.0	0	0
10/1	at Dallas	1	1	0	0	0.0	0	0
10/7	at Jacksonville	1	1	0	0	0.0	0	0
10/22	DETROIT	1	1	0	0	0.0	0	0
10/28	CAROLINA	1	1	0	0	0.0	0	0
11/4	at Tennessee	1	0	0	0	0.0	0	0
11/11	HOUSTON	1	0	3	4	1.3	5	0
11/19	at San Francisco	1	0	0	0	0.0	0	0
11/25	MINNESOTA	1	0	1	13	13.0	13t	1
12/2	SEATTLE	1	1	0	0	0.0	0	0
12/9	at Minnesota	1	0	0	0	0.0	0	0
12/16	GREEN BAY	1	0	0	0	0.0	0	0
12/23	at Arizona	1	0	0	0	0.0	0	0
12/30	at Detroit	1	1	1	7	7.0	7	0
SEASON TOTALS		16	8	6	28	4.7	13t	1

> SPAETH'S 2011 GAME-BY-GAME STATISTICS

Date	Opponent	GP	GS	Rec	Yds	Avg	Lg	TD
9/11	ATLANTA	1	1	3	7	3.5	6	1
9/18	at New Orleans	1	1	0	0	0.0	0	0
9/25	GREEN BAY	1	0	0	0	0.0	0	0
10/2	CAROLINA	INACTIVE						
10/10	at Detroit	1	0	1	8	8.0	8	0
10/16	MINNESOTA	1	1	0	0	0.0	0	0

> SPAETH'S 2011 GAME-BY-GAME STATISTICS (Continued)

Date	Opponent	GP	GS	Rec	Yds	Avg	Lg	TD
10/23	at Tampa Bay	1	0	0	0	0.0	0	0
11/7	at Philadelphia	1	0	2	13	6.5	8	1
11/13	DETROIT	1	1	0	0	0.0	0	0
11/20	SAN DIEGO	1	1	1	13	13.0	13	0
11/27	at Oakland	1	1	1	9	9.0	9	0
12/4	KANSAS CITY	1	0	0	0	0.0	0	0
12/11	at Denver	1	0	0	0	0.0	0	0
12/18	SEATTLE	1	1	0	0	0.0	0	0
12/25	at Green Bay	1	0	0	0	0.0	0	0
1/1	at Minnesota	1	1	0	0	0.0	0	0
SEASON TOTALS		15	8	7	50	7.1	13	2

> SPAETH'S 2010 GAME-BY-GAME STATISTICS

Date	Opponent	GP	GS	Rec	Yds	Avg	Lg	TD
9/12	ATLANTA	1	1	0	0	0.0	0	0
9/19	at Tennessee	1	1	0	0	0.0	0	0
9/26	at Tampa Bay	1	1	0	0	0.0	0	0
10/3	BALTIMORE	1	1	0	0	0.0	0	0
10/17	CLEVELAND	1	1	0	0	0.0	0	0
10/24	at Miami	1	1	0	0	0.0	0	0
10/31	at New Orleans	1	1	2	21	10.5	12	0
11/8	at Cincinnati	1	1	1	12	12.0	12	0
11/14	NEW ENGLAND	1	1	0	0	0.0	0	0
11/21	OAKLAND	1	1	2	16	8.0	8	0
11/28	at Buffalo	INACTIVE						
12/5	at Baltimore	INACTIVE						
12/12	CINCINNATI	1	1	1	4	4.0	4	0
12/19	N.Y. JETS	1	1	3	27	9.0	13	1
12/23	CAROLINA	1	1	0	0	0.0	0	0
1/2	at Cleveland	1	0	0	0	0.0	0	0
SEASON TOTALS		14	13	9	80	8.9	13	1

POSTSEASON

1/15	BALTIMORE	1	0	0	0	0.0	0	0
1/23	N.Y. JETS	1	1	0	0	0.0	0	0
2/6	vs. Green Bay	1	1	1	9	9.0	9	0
POSTSEASON TOTALS		3	2	1	9	9.0	9	0

> SPAETH'S 2009 GAME-BY-GAME STATISTICS

Date	Opponent	GP	GS	Rec	Yds	Avg	Lg	TD
9/10	TENNESSEE	1	1	0	0	0.0	0	0
9/20	at Chicago	1	0	2	10	5.0	9	1
9/27	at Cincinnati	1	0	1	7	7.0	7	0
10/4	SAN DIEGO	1	1	0	0	0.0	0	0
10/11	at Detroit	1	1	0	0	0.0	0	0
10/18	CLEVELAND	1	0	0	0	0.0	0	0
10/25	MINNESOTA	1	0	0	0	0.0	0	0
11/9	at Denver	1	1	0	0	0.0	0	0
11/15	CINCINNATI	1	1	1	1	1.0	1	0
11/22	at Kansas City	1	1	1	7	7.0	7	0
11/29	at Baltimore	1	0	0	0	0.0	0	0
12/6	OAKLAND	1	1	0	0	0.0	0	0
12/10	at Cleveland	1	1	0	0	0.0	0	0
12/20	GREEN BAY	1	0	0	0	0.0	0	0
12/27	BALTIMORE	1	0	0	0	0.0	0	0
1/3	at Miami	1	0	0	0	0.0	0	0
SEASON TOTALS		16	8	5	25	5.0	9	1

MATT SPAETH

> SPAETH'S 2008 GAME-BY-GAME STATISTICS

Date	Opponent	GP	GS	Rec	Yds	Avg	Lg	TD
9/7	HOUSTON	1	0	1	6	6.0	6	0
9/14	at Cleveland	1	1	0	0	0.0	0	0
9/21	at Philadelphia	1	1	0	0	0.0	0	0
9/29	BALTIMORE	1	1	0	0	0.0	0	0
10/5	at Jacksonville	1	1	0	0	0.0	0	0
10/19	at Cincinnati	1	0	1	6	6.0	6	0
10/26	N.Y. GIANTS	1	1	0	0	0.0	0	0
11/3	at Washington	1	0	1	6	6.0	6	0
11/9	INDIANAPOLIS	1	1	6	53	8.8	13	0
11/16	SAN DIEGO	1	1	6	55	9.2	11	0
11/20	CINCINNATI	1	1	0	0	0.0	0	0
11/30	at New England	1	1	1	4	4.0	4	0
12/7	DALLAS	1	1	1	6	6.0	6	0
12/14	at Baltimore	1	1	0	0	0.0	0	0
12/21	at Tennessee	1	1	0	0	0.0	0	0
12/28	CLEVELAND	1	1	0	0	0.0	0	0
SEASON TOTALS		16	13	17	136	8.0	13	0

POSTSEASON

1/11	SAN DIEGO	1	1	0	0	0.0	0	0
1/18	BALTIMORE	1	1	0	0	0.0	0	0
2/1	vs. Arizona	1	1	1	6	6.0	6	0
POSTSEASON TOTALS		3	3	1	6	6.0	6	0

> SPAETH'S 2007 GAME-BY-GAME STATISTICS

Date	Opponent	GP	GS	Rec	Yds	Avg	Lg	TD	
9/9	at Cleveland	1	0	1	5	5.0	5	1	
9/16	BUFFALO	1	1	2	10	5.0	9	1	
9/23	SAN FRANCISCO			INACTIVE					
9/30	at Arizona			INACTIVE					
10/7	SEATTLE	1	0	0	0	0.0	0	0	
10/21	at Denver	1	0	1	13	13.0	13	1	
10/28	at Cincinnati	1	0	0	0	0.0	0	0	
11/5	BALTIMORE	1	0	0	0	0.0	0	0	
11/11	CLEVELAND	1	1	0	0	0.0	0	0	
11/18	at N.Y. Jets	1	1	1	6	6.0	6	0	
11/26	MIAMI	1	0	0	0	0.0	0	0	
12/2	CINCINNATI	1	1	0	0	0.0	0	0	

> SPAETH'S 2007 GAME-BY-GAME STATISTICS (Continued)

12/9	at New England	1	1	0	0	0.0	0	0
12/16	JACKSONVILLE	1	0	0	0	0.0	0	0
12/20	at St. Louis	1	0	0	0	0.0	0	0
12/30	at Baltimore	1	1	0	0	0.0	0	0
SEASON TOTALS		14	6	5	34	6.8	13	3

> SPAETH'S CAREER TOTALS

REGULAR SEASON

Year	Team	GP	GS	Rec	Yds	Avg	Lg	TD
2007	Pittsburgh	14	6	5	34	6.8	13	3
2008	Pittsburgh	16	13	17	136	8.0	13	0
2009	Pittsburgh	16	8	5	25	5.0	9	1
2010	Pittsburgh	14	13	9	80	8.9	13	1
2011	Chicago	15	8	7	50	7.1	13	2
2012	Chicago	16	8	6	28	4.7	13	1
2013	Pittsburgh	4	2	1	11	11.0	11	1
2014	Pittsburgh	15	8	3	46	15.3	33	1
NFL TOTALS		110	66	53	410	7.7	33	10
STEELERS TOTALS		79	50	40	332	8.3	33	7

Career Special Teams Tackles (3): 1 in '08, 1 in '10 and 1 in '14.

Additional Statistics: Recovered one fumble on special teams 11/15/09 vs. Cincinnati and one 1/1/12 at Minnesota.

REGULAR-SEASON SINGLE-GAME HIGHS:

Receptions: 6, twice, last vs. San Diego, 11/16/08; Yards: 55, vs. San Diego, 11/16/08; Avg. (Min. 4 Rec.): 9.2, vs. San Diego, 11/16/08; Long: 33t, vs. Baltimore, 11/2/14; Touchdowns: 1, 10 times, last vs. Baltimore, 11/2/14.

POSTSEASON

Year	Team	GP	GS	Rec	Yds	Avg	Lg	TD
2007	Pittsburgh	1	1	1	7	7.0	7	0
2008	Pittsburgh	3	3	1	6	6.0	6	0
2010	Pittsburgh	3	2	1	9	9.0	9	0
2014	Pittsburgh	1	1	0	0	0.0	0	0
NFL TOTALS		8	7	3	22	7.3	9	0



> Sean Spence LB

HEIGHT: 5-11 BIRTHPLACE: Miami, Fla.
 WEIGHT: 231 HOW ACQUIRED: D3 - '12 (#86)
 COLLEGE: Miami (Fla.) NFL EXPERIENCE: 4th year
 BORN: June 7, 1990

PRO [16-8-1-1]: Recipient of the team's Ed Block Courage Award in 2014...placed on the team's Physically Unable to Perform (PUP) List on August 25, 2013 due to a knee injury and missed the entire 2013 season...placed on the team's Reserve/Injured List on August 31, 2012 with a knee injury and missed the entire 2012 season...originally drafted by the Steelers in the third round (86th overall) of the 2012 NFL Draft.

2014 [16-8-1-1]: Saw action in all 16 games with eight starts in the regular season...made his postseason debut, starting at LB, in the AFC Wild Card Game vs. Baltimore...had three special teams tackles (two, 9/7 vs. Cleveland, and one, 9/21 at Carolina).

9/7 vs. Cleveland: Saw action on special teams in his first career contest.

9/28 vs. Tampa Bay: Made his first career start at ILB... totaled three tackles and two QB pressures.

10/5 at Jacksonville: Recorded a career-high six tackles...also totaled his first career pass breakup.

10/20 vs. Houston: Registered the first fumble recovery on defense in his career forced by LB Jason Worilds.

12/28 vs. Cincinnati: Recorded his first career sack, a seven-yard takedown of QB Andy Dalton.

AFC Wild Card Game 1/3 vs. Baltimore: Registered a sack and forced fumble on QB Joe Flacco, both post-season firsts.

COLLEGE

Started 40-of-47 games at Miami (Fla.), 39 at weak-side outside linebacker and the 2011 Georgia Tech contest at middle linebacker... ranks 11th in school history with 318 tackles (170 solo) that included 10.5 sacks for minus-87 yards and 47.0 stops for losses totaling 164 yards...caused four fumbles, recovered another, deflected nine passes and had a seven-yard interception return for a touchdown...became the first Hurricane to record 100 tackles in consecutive seasons (111 in 2010 and 106 in 2011) since 2003 (Jonathan Vilma made 133 stops in 2002 and 127 in 2003)...is just one of six Hurricanes to ever record 100 tackles at least twice in a career... majored in general studies. **2011:** Earned All-American fourth-team honors from Phil Steele, as the Butkus Award semifinalist was the recipient of the team's Captain's Award and Jack Hardin Most Outstanding Player Award...earned All-Atlantic Coast Conference first-team honors from the Atlantic Coast Sports Media Association...started the team's final 11 games, including 10 at weak-side outside linebacker and at middle linebacker vs. Georgia Tech...led the team with 106 tackles (54 solo), three sacks for minus 23 yards and a team-high 14 stops for losses of 39 yards, as that total ranked second in the league and tied for 30th in the nation...finished fourth in the ACC with an average of 9.64 tackles per game...also caused a fumble and deflected one pass...registered at least 10 tackles in six games. **2010:** The team's Most Valuable Player earned second-team All-ACC honors from the Atlantic Coast Sports Media Association...one of seven Hurricanes to start all 13 games, the junior weak-side linebacker finished second on the team and fifth in the

conference with a career-high 111 tackles (59 solo) that included 2.5 sacks for minus 21 yards...paced the Hurricanes and ranked fourth in the league with a career-high 17.0 stops for losses of 61 yards for a team that ranked 22nd in the nation in total defense (323.31 ypg)...caused two fumbles, recovered another and deflected six passes. **2009:** Started seven of the ten games he appeared in...finished with 36 tackles (19 solo)...credited with three sacks for minus 28 yards, 6.5 stops for losses of 33 yards and a quarterback pressure. **2008:** A Freshman All-American selection by *The Sporting News* and *College Football News*... named the Atlantic Coast Conference Defensive Rookie of the Year by the Atlantic Coast Sports Media Association...started the last nine games, finishing third on the team with 65 tackles (38 solo) that included two sacks and a team-high 9.5 stops for losses of 31 yards...also caused a fumble and deflected a pass, scoring on a seven-yard interception return during his first career start, vs. Florida State, adding 10 tackles vs. the Seminoles...caused a fumble in the final moments of regulation vs. Virginia.

PERSONAL

Attended Northwestern High School (Miami, Fla.)...was a four-star prospect, rated 13th among the nation's outside linebackers by *Rivals.com*, as that recruiting service placed him on their Florida Top 24 squad...*Scout.com* also regarded the 194-pound prep senior as a four-star recruit and rated him the fifth-best weak-side linebacker in the country...moved into the starting lineup as a sophomore, picking off a pair of passes while recording 96 tackles...during his junior campaign, the team compiled a 15-0 record, with the linebacker leading the state with 197 tackles that included 10 stops behind the line of scrimmage while picking off two more passes...in 2007, the team's national championship campaign, Spence delivered 123 tackles with two interceptions and three sacks...rated the second-best outside linebacker in the country by ESPN and earned All-American honors from Prep State...added all-state accolades from the Florida Sportswriters Association and ranked sixth on the *Miami Herald* South Florida Top 25...selected to the *Atlanta Journal-Constitution* Super Southern 100 team, he competed in the inaugural Under-Armour All-Star game...son of Crystal and Samuel Spence...has one daughter, Summer Joy...Full name: Sean Ryan Christopher Spence.

SEAN SPENCE

▶ SPENCE'S 2014 GAME-BY-GAME STATISTICS

Date	Opponent	GP	GS	T	AT	TOT	Sacks	Yds	Int/Yds	PD	FF	FR
9/7	CLEVELAND	1	0	0	0	0	0.0	0.0	0/0	0	0	0
9/11	at Baltimore	1	0	0	0	0	0.0	0.0	0/0	0	0	0
9/21	at Carolina	1	0	2	0	2	0.0	0.0	0/0	0	0	0
9/28	TAMPA BAY	1	1	2	1	3	0.0	0.0	0/0	0	0	0
10/5	at Jacksonville	1	1	3	3	6	0.0	0.0	0/0	1	0	0
10/12	at Cleveland	1	1	2	3	5	0.0	0.0	0/0	0	0	0
10/20	HOUSTON	1	1	5	1	6	0.0	0.0	0/0	0	0	1
10/26	INDIANAPOLIS	1	0	0	1	1	0.0	0.0	0/0	0	0	0
11/2	BALTIMORE	1	0	1	1	2	0.0	0.0	0/0	0	0	0
11/9	at N.Y. Jets	1	0	2	4	6	0.0	0.0	0/0	0	0	0
11/17	at Tennessee	1	0	2	3	5	0.0	0.0	0/0	0	0	0
11/30	NEW ORLEANS	1	0	1	1	2	0.0	0.0	0/0	0	0	0
12/7	at Cincinnati	1	1	1	3	4	0.0	0.0	0/0	0	0	0
12/14	at Atlanta	1	1	3	0	3	0.0	0.0	0/0	0	0	0
12/21	KANSAS CITY	1	1	3	0	3	0.0	0.0	0/0	0	0	0
12/28	CINCINNATI	1	1	2	2	4	1.0	7.0	0/0	0	0	0
SEASON TOTALS		16	8	29	23	52	1.0	7.0	0/0	1	0	1

POSTSEASON

1/3	BALTIMORE	1	1	1	1	2	1.0	13.0	0/0	0	1	0
POSTSEASON TOTALS		1	1	1	1	2	1.0	13.0	0/0	0	1	0

Career Special Teams Tackles (3): 3 in '14.



▶ Shaun Suisham ✕

HEIGHT: 6-0
 WEIGHT: 200
 COLLEGE: Bowling Green
 BORN: Dec. 29, 1981

BIRTHPLACE: Wallaceburg,
 Ontario, Canada
 HOW ACQUIRED: FA - '10
 NFL EXPERIENCE: 11th year

PRO (128-0/8-0): Re-signed to a four-year contract with the Steelers on July 29, 2011... signed by the Steelers on November 16, 2010... released by the St. Louis Rams on August 17, 2010... signed by the Rams on August 13, 2010... released by the Cleveland Browns on June 17, 2010... signed by the Browns on May 18, 2010... signed by the Dallas Cowboys on December 21, 2009... released by the Washington Redskins on December 8, 2009... added to the Redskins' 53-man roster on December 2, 2006... signed to the Redskins' practice squad on November 26, 2006... released by the San Francisco 49ers on October 31, 2006... signed to the 49ers' practice squad on October 24, 2006... released from the Cowboys' practice squad on October 17, 2006... signed to the Cowboys' practice squad on October 14, 2006... released by the Cowboys on October 12, 2006... re-signed with the Cowboys on December 26, 2005... released by the Cowboys on November 19, 2005... promoted to the Cowboys' 53-man roster on October

24, 2005...re-signed to the Cowboys' practice squad on October 18, 2005...released by the Cowboys on October 11, 2005...signed to the Cowboys practice squad on September 5, 2005...released by the Steelers on August 29, 2005...originally signed with the Steelers as an undrafted rookie free agent on April 28, 2005.

2014 (16-0/1-0) (Pit): Named a special teams captain...totaled a career-best 132 points in the regular season, which is the third-highest total in team history for a single season...currently has an NFL-best streak of 30 consecutive makes from 40-49 yards...also saw action in the lone postseason contest...totaled one special teams tackle 10/26 vs. Indianapolis.

9/7 vs. Cleveland: Connected on a 41-yard field goal as time expired in the fourth quarter to give the team a 30-27 victory...marked the ninth game-winning field goal of his career and seventh as a member of the Steelers...was a perfect 3-for-3 on FGs (36, 34, 41).

9/11 at Baltimore: Connected on both field goal attempts (25, 43)...became the fifth player in Steelers' history to record 100 made field goals.

9/21 at Carolina: Connected on all three attempts (42, 24, 45)...set a franchise record for most consecutive field goals made in team history (23).

9/28 vs. Tampa Bay: Surpassed K Norm Johnson (137) for the fourth-most PATs made in team history...made his first field goal of the game to extend his franchise record of 24 straight field goals made before missing his second attempt.

10/12 at Cleveland: Moved into fourth place on the team's all-time field goals made chart.

10/20 vs. Houston: Connected on all three tries, marking the 19th time in his Steelers career that he totaled three or more made FGs in a single game.

10/26 vs. Indianapolis: Totaled a career-best seven extra points made.

11/9 vs. N.Y. Jets: Connected on a career-long 53-yarder.

11/17 at Tennessee: Recorded his 200th career field goal make.

11/30 vs. New Orleans: Totaled 10 points to give him 509 for his Steelers' career...is just the fourth kicker in team history to reach 500 points.

12/7 at Cincinnati: Recorded 100 points on the season for the sixth time in his career and for the fourth straight season.

AFC Wild Card Game 1/3 vs. Baltimore: Converted three first-half field goals (45, 22 and 47) to match his single-game playoff high with three made field goals (2011 Wild Card Game at Denver)...became the second Steeler to record three made field goals in the first half since Johnson (1/6/96 vs. Buffalo).

2013 (16-0) (Pit): Saw action in all 16 games...made a career-high 30 field goals, which tied for the third-most made in a single season in franchise history...his 93.8 field goal percentage was the best by a Steeler (min. 15 attempts) in any regular season...recorded seven special teams tackles (two, 11/3 at New England, 12/22 at Green Bay, and one, 10/13 at N.Y. Jets, 11/17 vs. Detroit and 12/8 vs. Miami).

9/29 vs. Minnesota (London): Kicked in his 100th career game...was a perfect 2-for-2 on FGs and 3-for-3 on PATs.

10/13 at N.Y. Jets: Connected on all four attempts (46, 33, 48, 32)...has now made 42 of his last 43 attempts under 50 yards.

10/20 vs. Baltimore: Named AFC Special Teams Player of the Week...connected on a 42-yard field goal with no time remaining in the fourth quarter to give the Steelers a 19-16 win...marked the eighth game-winning field goal of his career and sixth as a Steeler...was a perfect 4-of-4 in the game and 14-of-14 on the season...the 14 consecutive makes to start the season is a personal best.

10/27 at Oakland: Connected on a 47-yard field goal, extending his career-best streak to 19 made field goals between 40-49 yards...made the first field goal he attempted, which marked the 16th straight field goal he made (dating back to last season) and tied for the longest streak of his career, including the postseason (16, 1/1/12 - 10/11/12).

11/10 vs. Buffalo: Connected on all three attempts (36, 37, 23) and both PATs.

11/17 vs. Detroit: Made all three attempts (25, 34, 21) and all four PATs.

12/8 vs. Miami: Forced his first career fumble on special teams.

12/15 vs. Cincinnati: Connected on all three attempts (25, 45, 26).

12/22 at Green Bay: Tied career-highs with five made extra points and five extra points attempted.

2012 (16-0) (Pit): Was 28-of-31 on field goals...earned AFC Special Teams Player of the Week honors twice (Week 5 and 13).

9/16 vs. N.Y. Jets: Connected on both attempts from 45 yards...made two field goals of 40+ yards for the first time since 10/23/11 at Arizona.

10/7 vs. Philadelphia: Named AFC Special Teams Player of the Week for his Week 5 performance and for the first time since Week 9 of the 2007 season while playing for the Washington Redskins...made all three attempts (20, 34, 34)...nailed a 34-yarder as time expired to give the Steelers a 16-14 victory...marked his fifth game-

SHAUN SUISHAM

winning field goal and third as a Steeler...last came on 9/25/11 at Indianapolis (38 yards).

10/11 at Tennessee: Was three-of-four on field goal attempts, suffering his first miss of the season...made a 52-yarder in the fourth quarter to tie his career long (at St. Louis 12/24/06).

10/21 at Cincinnati: Made all three attempts (42, 47, 42), marking the first time that he made at least three field goals of 40+ yards in the same game since 11/28/10 at Buffalo (4-4).

11/4 at N.Y. Giants: Connected on his only attempt (30 yards) as the halftime whistle sounded to cut the Giants' lead to 14-10.

11/12 vs. Kansas City: Connected on a 23-yard field goal with 14:05 remaining in overtime to give the Steelers a 16-13 victory...marked the sixth game-winning field goal of his career, second of this season and fourth as a member of the Steelers...connected on all three attempts (35, 31, 23)...surpassed 600 total career points...added a special teams stop.

12/2 at Baltimore: Named AFC Special Teams Player of the Week for his Week 13 performance...marked the second time this season that he won the award, a career first...connected on a 42-yard field goal as time expired to give the Steelers a 23-20 win...marked the seventh game-winning field goal of his career, third this season and fifth as a Steeler...connected on all three attempts, extending his streak to 13 straight field goals made.

12/16 at Dallas: Connected on his only attempt of the game (32 yards), which gives him 15 consecutive field goals made...tied the longest streak of his career (15, 12/28/08 thru 11/22/09 with Washington).

12/23 vs. Cincinnati: Connected on a 40-yard field goal in the third quarter to tie the game 10-10.

12/30 vs. Cleveland: Connected on his only attempt of the game (41 yards)...finished the season a perfect 19-for-19 on FGs between 30-49 yards.

2011 (16-0-1-0) (Pit): Played in all 16 games, including the lone postseason contest...finished 23-of-31 (.742) on FGs and a perfect 36-for-36 on PATs for a total of 105 points.

9/25 at Indianapolis: Hit a perfect 2-for-2 on PATs and 3-for-4 on FGs...hit the game-winning field goal from 38 yards out with four seconds left in the game, marking his fourth career game-winning field goal and

second with the Steelers (first of 2011)...it marked his first game-winning field goal in regulation...tied his then career-high as a member of the Steelers with a 48-yard field goal...added one special teams tackle.

10/2 at Houston: Made a 26-yard field goal to tie the game 10-10 in the fourth quarter.

10/9 vs. Tennessee: Was a perfect 5-for-5 on PATs (both career-highs) and 1-for-1 on FGs...added one special teams tackle.

10/16 vs. Jacksonville: Kicked in his 70th career game...finished a perfect 2-for-2 on PATs and 1-for-1 on FGs...added one special teams tackle.

10/23 at Arizona: Was a perfect 3-for-3 on PATs and 3-for-3 on FGs for 12 points...made field goals of 39, 41 and 42 yards...surpassed 100 career points as a Steeler.

11/27 at Kansas City: Was a perfect 1-for-1 on PATs and 2-for-2 on FGs...connected from 21 yards out in the second quarter and from 49 yards out as halftime expired.

12/4 vs. Cincinnati: Connected on five PATs to give him 73 career points at Heinz Field, tying K Kris Brown (73) for the second-most points scored at Heinz Field during the regular season.

12/19 at San Francisco: Booted a 51-yard field goal, his longest as a Steeler at the time.

AFC Wild Card Game 1/8 at Denver: Was a perfect 3-for-3 on FGs and 2-for-2 on PATs for a total of 11 points.

2010 (7-0-3-0) (Pit): Signed by the Steelers on November 16th...kicked in the final seven regular-season games and all three postseason contests...was 14-of-15 in FGs and a perfect 19-for-19 on PATs for 61 points in the regular season...finished the postseason 3-of-5 on FGs and 9-for-9 on PATs for 18 points...connected on his first 10 field goal attempts after he joined the team in November.

11/21 vs. Oakland: Was a perfect 5-of-5 on PATs (both career-highs).

11/28 at Buffalo: Finished 4-for-4 on FGs and 1-for-1 on PATs for 13 points...connected on FGs from 41, 45, 46 and 48 yards...had one special teams tackle.

12/5 at Baltimore: Finished 2-for-2 on FGs and 1-for-1 on PATs for seven points...booted a 45-yard field goal on the Steelers' first drive of the second half...added a

19-yard field goal early in the fourth quarter...handled the punting duties the final three quarters after P Daniel Sepulveda suffered an ACL injury...punted three times and averaged 38.3 yards per punt.

12/12 vs. Cincinnati: Finished a perfect 3-for-3 on FGs and 2-for-2 on PATs for 11 points...booted a 41-yard field goal in the fourth quarter.

12/19 vs. N.Y. Jets: Booted a 42-yard field goal late in the first half, marking his 15th straight field goal made between 40-49 yards.

12/23 vs. Carolina: Finished a perfect 3-for-3 on PATs and was 2-for-3 on FGs...missed from 41 yards out seconds before halftime, which snapped his streak of 15 consecutive field goals made between 40-49 yards.

1/2 at Cleveland: Was a perfect 5-for-5 on PATs (both career-highs) and 2-for-2 on FGs.

AFC Divisional Game 1/15 vs. Baltimore: Kicked in his fourth career playoff contest (first two were with the Washington Redskins and third was with the Dallas Cowboys)...was 1-for-2 on FGs and was a perfect 4-for-4 on PATs for seven points.

AFC Championship Game 1/23 vs. N.Y. Jets: Was 1-for-1 on FGs and was a perfect 3-for-3 on PATs for six points.

Super Bowl XLV 2/6 vs. Green Bay: Was 1-for-2 on FGs and was a perfect 2-for-2 on PATs for five points.

2009 [14-0/2-0] (Was/Dal): Was 20-for-24 on FGs and 25-of-26 on PATs...played in 12 games for the Washington Redskins, going 18-for-21 before being released...played for the Cowboys in the final two regular-season games and the two postseason games...went 2-for-3 on FGs in the regular season...went 3-for-5 in the postseason.

2008 [16-0] (Was): Kicked in all 16 games for the Redskins...was 26-for-36 on FGs and 25-for-25 on PATs.

2007 [16-0/1-0] (Was): Kicked in all 16 games and in the lone postseason contest for the Redskins...was 29-for-35 on FGs and 29-for-30 on PATs...had career-highs in FGs (29), FG attempts (35), PATs made (29) and PAT attempts (30).

2006 [8-0] (Dal/Was): Kicked in three games for the Cowboys and five for the Redskins...was 9-for-11 on FGs and 14-for-14 on PATs...was 1-for-2 and 2-for-2 on PATs for the Cowboys...was 8-for-9 on FGs and 12-for-12 on PATs for the Redskins.

2005 [3-0] (Dal): Kicked in three games for the Cowboys...was 3-for-4 on FGs and 8-for-8 on PATs.

COLLEGE Left Bowling Green as the school's all-time leading scorer (361 points), while also holding the Falcons record with 45 career field goals and notching 31 touchbacks on kickoffs...earned second team All-MAC honors as a senior...finished 12th in the nation in scoring with a 9.3 points-per-game average...was a Lou Groza Award semifinalist after setting the all-time NCAA I-A record for extra points made (226-233).

PERSONAL Graduated from Wallaceburg, Ontario, Secondary School after being named the 1999 Conference Offensive MVP, setting school and Ontario field goal records...son of Wendy and Rick Suisham...married to Erin, with two daughters, Sienna and Stella...Full name: Shaun Christopher Suisham.

➤ SUISHAM'S 2014 GAME-BY-GAME STATISTICS

SCORING

Date	Opponent	G	FG	FGA	Pct	Lg	Blk	XP	XPA	Pct	Blk	Pts
9/7	CLEVELAND	1	3	3	1.00	41	0	3	3	1.00	0	12
9/11	at Baltimore	1	2	2	1.00	43	0	0	0	.000	0	6
9/21	at Carolina	1	3	3	1.00	45	0	4	4	1.00	0	13
9/28	TAMPA BAY	1	1	2	.500	25	0	3	3	1.00	0	6
10/5	at Jacksonville	1	1	1	1.00	24	0	2	2	1.00	0	5
10/12	at Cleveland	1	1	1	1.00	20	0	1	1	1.00	0	4
10/20	HOUSTON	1	3	3	1.00	44	0	3	3	1.00	0	12
10/26	INDIANAPOLIS	1	0	0	.000	0	0	7	7	1.00	0	7
11/2	BALTIMORE	1	0	0	.000	0	0	5	5	1.00	0	5
11/9	at N.Y. Jets	1	2	3	.667	53	0	1	1	1.00	0	7
11/17	at Tennessee	1	2	2	1.00	49	0	3	3	1.00	0	9
11/30	NEW ORLEANS	1	3	4	.750	49	0	1	1	1.00	0	10

SHAUN SUISHAM

> SUISHAM'S 2014 GAME-BY-GAME STATISTICS (Continued)

SCORING

Date	Opponent	G	FG	FGA	Pct	Lg	Blk	XP	XPA	Pct	Blk	Pts
12/7	at Cincinnati	1	2	2	1.00	44	0	4	4	1.00	0	10
12/14	at Atlanta	1	2	2	1.00	38	0	3	3	1.00	0	9
12/21	KANSAS CITY	1	2	2	1.00	23	0	2	2	1.00	0	8
12/28	CINCINNATI	1	2	2	1.00	29	0	3	3	1.00	0	9
SEASON TOTALS		16	29	32	.906	53	0	45	45	1.00	0	132

POSTSEASON

1/3	BALTIMORE	1	3	3	1.00	47	0	0	0	.000	0	9
POSTSEASON TOTALS		1	3	3	1.00	47	0	0	0	.000	0	9

FIELD GOALS

Date	Opponent	1-19	Pct	20-29	Pct	30-39	Pct	40-49	Pct	50+	Pct
9/7	CLEVELAND	0-0	.000	0-0	.000	2-2	1.00	1-1	1.00	0-0	.000
9/11	at Baltimore	0-0	.000	1-1	1.00	0-0	.000	1-1	1.00	0-0	.000
9/21	at Carolina	0-0	.000	1-1	1.00	0-0	.000	2-2	1.00	0-0	.000
9/28	TAMPA BAY	0-0	.000	1-1	1.00	0-0	.000	0-0	.000	0-1	.000
10/5	at Jacksonville	0-0	.000	1-1	1.00	0-0	.000	0-0	.000	0-0	.000
10/12	at Cleveland	0-0	.000	1-1	1.00	0-0	.000	0-0	.000	0-0	.000
10/20	HOUSTON	0-0	.000	0-0	.000	1-1	1.00	2-2	1.00	0-0	.000
10/26	INDIANAPOLIS	0-0	.000	0-0	.000	0-0	.000	0-0	.000	0-0	.000
11/2	BALTIMORE	0-0	.000	0-0	.000	0-0	.000	0-0	.000	0-0	.000
11/9	at N.Y. Jets	0-0	.000	1-2	.500	0-0	.000	0-0	.000	1-1	1.00
11/17	at Tennessee	0-0	.000	1-1	1.00	0-0	.000	1-1	1.00	0-0	.000
11/30	NEW ORLEANS	0-0	.000	0-0	.000	1-1	1.00	2-2	1.00	0-1	.000
12/7	at Cincinnati	0-0	.000	1-1	1.00	0-0	.000	1-1	1.00	0-0	.000
12/14	at Atlanta	0-0	.000	0-0	.000	2-2	1.00	0-0	.000	0-0	.000
12/21	KANSAS CITY	0-0	.000	2-2	1.00	0-0	.000	0-0	.000	0-0	.000
12/28	CINCINNATI	0-0	.000	2-2	1.00	0-0	.000	0-0	.000	0-0	.000
SEASON TOTALS		0-0	.000	10-11	.910	6-6	1.00	10-10	1.00	1-3	.333

POSTSEASON

1/3	BALTIMORE	0-0	.000	1-1	1.00	0-0	.000	2-2	1.00	0-0	.000
POSTSEASON TOTALS		0-0	.000	1-1	1.00	0-0	.000	2-2	1.00	0-0	.000

> SUISHAM'S 2013 GAME-BY-GAME STATISTICS

SCORING

Date	Opponent	G	FG	FGA	Pct	Lg	Blk	XP	XPA	Pct	Blk	Pts
9/8	TENNESSEE	1	0	0	.000	0	0	1	1	1.00	0	1
9/16	at Cincinnati	1	1	1	1.00	44	0	1	1	1.00	0	4
9/22	CHICAGO	1	3	3	1.00	44	0	2	2	1.00	0	11
9/29	vs. Minnesota	1	2	2	1.00	28	0	3	3	1.00	0	9
10/13	at N.Y. Jets	1	4	4	1.00	48	0	1	1	1.00	0	13
10/20	BALTIMORE	1	4	4	1.00	42	0	1	1	1.00	0	13
10/27	at Oakland	1	1	3	.333	47	0	1	1	1.00	0	4
11/3	at New England	1	1	1	1.00	30	0	4	4	1.00	0	7
11/10	BUFFALO	1	3	3	1.00	37	0	2	2	1.00	0	11
11/17	DETROIT	1	3	3	1.00	34	0	4	4	1.00	0	13
11/24	at Cleveland	1	2	2	1.00	47	0	3	3	1.00	0	9
11/28	at Baltimore	1	0	0	.000	0	0	2	2	1.00	0	2
12/8	MIAMI	1	0	0	.000	0	0	4	4	1.00	0	4
12/15	CINCINNATI	1	3	3	1.00	45	0	3	3	1.00	0	12
12/22	at Green Bay	1	1	1	1.00	31	0	5	5	1.00	0	8
12/29	CLEVELAND	1	2	2	1.00	32	0	2	2	1.00	0	8
SEASON TOTALS		16	30	32	.938	48	0	39	39	1.00	0	129

FIELD GOALS

Date	Opponent	1-19	Pct	20-29	Pct	30-39	Pct	40-49	Pct	50+	Pct
9/8	TENNESSEE	0-0	.000	0-0	.000	0-0	.000	0-0	.000	0-0	.000
9/16	at Cincinnati	0-0	.000	0-0	.000	0-0	.000	1-1	1.00	0-0	.000
9/22	CHICAGO	0-0	.000	1-1	1.00	1-1	100.0	1-1	1.00	0-0	.000
9/29	vs. Minnesota	0-0	.000	2-2	1.00	0-0	100.0	0-0	.000	0-0	.000

► SUISHAM'S 2013 GAME-BY-GAME STATISTICS (Continued)

FIELD GOALS												
Date	Opponent	G	FG	FGA	Pct	Lg	Blk	XP	XPA	Pct	Blk	Pts
10/13	at NY Jets		0-0	.000	0-0	.000	2-2	100.0	2-2	1.00	0-0	.000
10/20	BALTIMORE		0-0	.000	1-1	1.00	2-2	100.0	1-1	1.00	0-0	.000
10/27	at Oakland		0-0	.000	0-0	.000	0-2	.000	1-1	1.00	0-0	.000
11/3	at New England		0-0	.000	0-0	.000	1-1	1.00	0-0	.000	0-0	.000
11/10	BUFFALO		0-0	.000	1-1	1.00	2-2	100.0	0-0	.000	0-0	.000
11/17	DETROIT		0-0	.000	2-2	1.00	1-1	100.0	0-0	.000	0-0	.000
11/24	at Cleveland		0-0	.000	0-0	.000	1-1	100.0	1-1	1.00	0-0	.000
11/28	at Baltimore		0-0	.000	0-0	.000	0-0	.000	0-0	.000	0-0	.000
12/8	MIAMI		0-0	.000	0-0	.000	0-0	.000	0-0	.000	0-0	.000
12/15	CINCINNATI		0-0	.000	2-2	1.00	0-0	.000	1-1	1.00	0-0	.000
12/22	at Green Bay		0-0	.000	0-0	.000	1-1	100.0	0-0	.000	0-0	.000
12/29	CLEVELAND		0-0	.000	0-0	.000	2-2	100.0	0-0	.000	0-0	.000
SEASON TOTALS			0-0	.000	9-9	1.00	13-15	.867	8-8	1.00	0-0	.000

► SUISHAM'S 2012 GAME-BY-GAME STATISTICS

SCORING												
Date	Opponent	G	FG	FGA	Pct	Lg	Blk	XP	XPA	Pct	Blk	Pts
9/9	at Denver	1	2	2	1.00	35	0	1	1	1.00	0	7
9/16	NY JETS	1	2	2	1.00	45	0	3	3	1.00	0	9
9/23	at Oakland	1	1	1	1.00	33	0	4	4	1.00	0	7
10/7	PHILADELPHIA	1	3	3	1.00	34	0	1	1	1.00	0	10
10/11	at Tennessee	1	3	4	.750	52	0	2	2	1.00	0	11
10/21	at Cincinnati	1	3	3	1.00	47	0	1	1	1.00	0	10
10/28	WASHINGTON	1	2	2	1.00	48	0	3	3	1.00	0	9
11/4	at NY Giants	1	1	1	1.00	30	0	3	3	1.00	0	6
11/12	KANSAS CITY	1	3	3	1.00	35	0	1	1	1.00	0	10
11/18	BALTIMORE	1	1	1	1.00	22	0	1	1	1.00	0	4
11/25	at Cleveland	1	0	0	.000	0	0	2	2	1.00	0	2
12/2	at Baltimore	1	3	3	1.00	46	0	2	2	1.00	0	11
12/9	SAN DIEGO	1	1	1	1.00	49	0	3	3	1.00	0	6
12/16	at Dallas	1	1	1	1.00	32	0	3	3	1.00	0	6
12/23	CINCINNATI	1	1	3	.333	40	0	1	1	1.00	0	4
12/30	CLEVELAND	1	1	1	1.00	41	0	3	3	1.00	0	6
SEASON TOTALS		16	28	31	.903	52	0	34	34	1.00	0	118

FIELD GOALS												
Date	Opponent	1-19	Pct	20-29	Pct	30-39	Pct	40-49	Pct	50+	Pct	
9/9	at Denver	0-0	.000	1-1	1.00	1-1	1.00	0-0	.000	0-0	.000	
9/16	NY JETS	0-0	.000	0-0	.000	0-0	.000	2-2	1.00	0-0	.000	
9/23	at Oakland	0-0	.000	0-0	.000	1-1	1.00	0-0	.000	0-0	.000	
10/7	PHILADELPHIA	0-0	.000	1-1	1.00	2-2	1.00	0-0	.000	0-0	.000	
10/11	at Tennessee	0-0	.000	2-2	1.00	0-0	.000	0-0	.000	1-2	.500	
10/21	at Cincinnati	0-0	.000	0-0	.000	0-0	.000	3-3	1.00	0-0	.000	
10/28	WASHINGTON	0-0	.000	1-1	1.00	0-0	.000	1-1	1.00	0-0	.000	
11/4	at NY Giants	0-0	.000	0-0	.000	1-1	1.00	0-0	.000	0-0	.000	
11/12	KANSAS CITY	0-0	.000	1-1	1.00	2-2	1.00	0-0	.000	0-0	.000	
11/18	BALTIMORE	0-0	.000	1-1	1.00	0-0	.000	0-0	.000	0-0	.000	
11/25	at Cleveland	0-0	.000	0-0	.000	0-0	.000	0-0	.000	0-0	.000	
12/2	at Baltimore	0-0	.000	0-0	.000	0-0	.000	3-3	1.00	0-0	.000	
12/9	SAN DIEGO	0-0	.000	0-0	.000	0-0	.000	1-1	1.00	0-0	.000	
12/16	at Dallas	0-0	.000	0-0	.000	1-1	1.00	0-0	.000	0-0	.000	
12/23	CINCINNATI	0-0	.000	0-1	.000	0-0	.000	1-1	1.00	0-1	.000	
12/30	CLEVELAND	0-0	.000	0-0	.000	0-0	.000	1-1	1.00	0-0	.000	
SEASON TOTALS		0-0	.000	7-8	.875	8-8	1.00	12-12	1.00	1-3	.333	

SHAUN SUISHAM

> SUISHAM'S 2011 GAME-BY-GAME STATISTICS

SCORING

Date	Opponent	G	FG	FGA	Pct	Lg	Blk	XP	XPA	Pct	Blk	Pts
9/11	at Baltimore	1	0	0	.000	0	0	1	1	1.00	0	1
9/18	SEATTLE	1	1	2	.000	20	0	3	3	1.00	0	6
9/25	at Indianapolis	1	3	4	.750	48	0	2	2	1.00	0	11
10/2	at Houston	1	1	2	.500	26	1	1	1	1.00	0	4
10/9	TENNESSEE	1	1	1	1.00	19	0	5	5	1.00	0	8
10/16	JACKSONVILLE	1	1	2	.500	21	0	2	2	1.00	0	5
10/23	at Arizona	1	3	3	1.00	42	0	3	3	1.00	0	12
10/30	NEW ENGLAND	1	3	4	.750	33	0	2	2	1.00	0	11
11/6	BALTIMORE	1	2	2	1.00	36	0	2	2	1.00	0	8
11/13	at Cincinnati	1	1	1	1.00	39	0	3	3	1.00	0	6
11/27	at Kansas City	1	2	2	1.00	49	0	1	1	1.00	0	7
12/4	CINCINNATI	1	0	1	.000	0	0	5	5	1.00	0	5
12/8	CLEVELAND	1	0	0	.000	0	0	2	2	1.00	0	2
12/19	at San Francisco	1	1	2	.500	51	0	0	0	.000	0	3
12/24	ST. LOUIS	1	2	2	1.00	49	0	3	3	1.00	0	9
1/1	at Cleveland	1	2	3	.667	29	0	1	1	1.00	0	7
SEASON TOTALS		16	23	31	.742	51	1	36	36	1.00	0	105

POSTSEASON

1/8	at Denver	1	3	3	1.00	45	0	2	2	1.00	0	11
POSTSEASON TOTALS		1	3	3	1.00	45	0	2	2	1.00	0	11

FIELD GOALS

Date	Opponent	1-19	Pct	20-29	Pct	30-39	Pct	40-49	Pct	50+	Pct
9/11	at Baltimore	0-0	.000	0-0	.000	0-0	.000	0-0	.000	0-0	.000
9/18	SEATTLE	0-0	.000	1-1	1.00	0-0	.000	0-1	.000	0-0	.000
9/25	at Indianapolis	0-0	.000	0-0	.000	1-2	.500	2-2	1.00	0-0	.000
10/2	at Houston	0-0	.000	1-1	1.00	0-1	.000	0-0	.000	0-0	.000
10/9	TENNESSEE	1-1	1.00	0-0	.000	0-0	.000	0-0	.000	0-0	.000
10/16	JACKSONVILLE	0-0	.000	1-1	1.00	0-0	.000	0-1	.000	0-0	.000
10/23	at Arizona	0-0	.000	0-0	.000	1-1	1.00	2-2	1.00	0-0	.000
10/30	NEW ENGLAND	0-0	.000	2-2	1.00	1-1	1.00	0-1	.000	0-0	.000
11/6	BALTIMORE	0-0	.000	0-0	.000	2-2	1.00	0-0	.000	0-0	.000
11/13	at Cincinnati	0-0	.000	0-0	.000	1-1	1.00	0-0	.000	0-0	.000
11/27	at Kansas City	0-0	.000	1-1	1.00	0-0	.000	1-1	1.00	0-0	.000
12/4	CINCINNATI	0-0	.000	0-0	.000	0-0	.000	0-0	.000	0-1	.000
12/8	CLEVELAND	0-0	.000	0-0	.000	0-0	.000	0-0	.000	0-0	.000
12/19	at San Francisco	0-0	.000	0-0	.000	0-0	.000	0-1	.000	1-1	1.00
12/24	ST. LOUIS	0-0	.000	1-1	1.00	0-0	.000	1-1	1.00	0-0	.000
1/1	at Cleveland	1-1	1.00	1-1	1.00	0-0	.000	0-1	.000	0-0	.000
SEASON TOTALS		2-2	.000	8-8	1.00	6-8	.750	6-11	.545	1-2	.500

POSTSEASON

1/8	at Denver	0-0	.000	0-0	.000	2-2	1.00	1-1	1.00	0-0	.000
POSTSEASON TOTALS		0-0	.000	0-0	.000	2-2	1.00	1-1	1.00	0-0	.000

> SUISHAM'S 2010 GAME-BY-GAME STATISTICS

SCORING

Date	Opponent	G	FG	FGA	Pct	Lg	Blk	XP	XPA	Pct	Blk	Pts
11/21	OAKLAND	1	0	0	.000	0	0	5	5	1.00	0	5
11/28	at Buffalo	1	4	4	1.00	48	0	1	1	1.00	0	13
12/5	at Baltimore	1	2	2	1.00	45	0	1	1	1.00	0	7
12/12	CINCINNATI	1	3	3	1.00	41	0	2	2	1.00	0	11
12/19	N.Y. JETS	1	1	1	1.00	42	0	2	2	1.00	0	5
12/23	CAROLINA	1	2	3	.667	29	0	3	3	1.00	0	9
1/2	at Cleveland	1	2	2	1.00	41	0	5	5	1.00	0	11
SEASON TOTALS		7	14	15	.933	48	0	19	19	1.00	0	61

POSTSEASON

1/15	BALTIMORE	1	1	2	.500	35	0	4	4	1.00	0	7
1/23	N.Y. JETS	1	1	1	1.00	20	0	3	3	1.00	0	6
2/6	vs. Green Bay	1	1	2	.500	33	0	2	2	1.00	0	5
POSTSEASON TOTALS		3	3	5	.600	35	0	9	9	1.00	0	18

► SUISHAM'S 2010 GAME-BY-GAME STATISTICS (Continued)

FIELD GOALS

Date	Opponent	1-19	Pct	20-29	Pct	30-39	Pct	40-49	Pct	50+	Pct
11/21	OAKLAND	0-0	.000	0-0	.000	0-0	.000	0-0	.000	0-0	.000
11/28	at Buffalo	0-0	.000	0-0	.000	0-0	.000	4-4	1.00	0-0	.000
12/5	at Baltimore	1-1	1.00	0-0	.000	0-0	.000	1-1	1.00	0-0	.000
12/12	CINCINNATI	0-0	.000	1-1	1.00	1-1	1.00	1-1	1.00	0-0	.000
12/19	N.Y. JETS	0-0	.000	0-0	.000	0-0	.000	1-1	1.00	0-0	.000
12/23	CAROLINA	0-0	.000	2-2	1.00	0-0	.000	0-1	.000	0-0	.000
1/2	at Cleveland	0-0	.000	1-1	1.00	0-0	.000	1-1	1.00	0-0	.000
SEASON TOTALS		1-1	1.00	4-4	1.00	1-1	1.00	8-9	.889	0-0	.000

POSTSEASON

1/15	BALTIMORE	0-0	.000	0-0	.000	1-1	1.00	0-1	.000	0-0	.000
1/23	N.Y. JETS	0-0	.000	1-1	1.00	0-0	.000	0-0	.000	0-0	.000
2/6	vs. Green Bay	0-0	.000	0-0	.000	1-1	1.00	0-0	.000	0-1	.000
POSTSEASON TOTALS		0-0	.000	1-1	1.00	2-2	1.00	0-1	.000	0-1	.000

► SUISHAM'S 2009 GAME-BY-GAME STATISTICS

(With Washington from 9/13 – 12/6, with Dallas from 12/27 – Postseason)

SCORING

Date	Opponent	G	FG	FGA	Pct	Lg	Blk	XP	XPA	Pct	Blk	Pts
9/13	at N.Y. Giants	1	1	1	1.00	27	0	2	2	1.00	0	5
9/20	ST. LOUIS	1	3	3	1.00	28	0	0	0	.000	0	9
9/27	at Detroit	1	0	0	.000	0	0	2	2	1.00	0	2
10/4	TAMPA BAY	1	1	1	1.00	42	0	1	2	.500	1	4
10/11	at Carolina	1	1	1	1.00	38	0	2	2	1.00	0	5
10/18	KANSAS CITY	1	2	2	1.00	40	0	0	0	.000	0	6
10/26	PHILADELPHIA	1	1	1	1.00	47	0	2	2	1.00	0	5
11/8	at Atlanta	1	1	1	1.00	48	0	2	2	1.00	0	7
11/15	DENVER	1	2	2	1.00	35	0	3	3	1.00	0	9
11/22	at Dallas	1	2	4	.500	45	0	0	0	.000	0	6
11/29	at Philadelphia	1	1	1	1.00	25	0	3	3	1.00	0	6
12/6	NEW ORLEANS	1	3	4	.750	32	0	3	3	1.00	0	12
12/27	at Washington	1	1	1	1.00	23	0	2	2	1.00	0	5
1/3	at Philadelphia	1	1	2	.500	44	0	3	3	1.00	0	4
SEASON TOTALS		14	20	24	.833	48	0	25	26	.962	1	85

POSTSEASON

1/9	PHILADELPHIA	1	2	2	1.00	48	0	4	4	1.00	0	10
1/17	at Minnesota	1	1	3	.333	33	0	0	0	1.00	0	3
POSTSEASON TOTALS		2	3	5	.600	48	0	4	4	1.00	0	13

FIELD GOALS

Date	Opponent	1-19	Pct	20-29	Pct	30-39	Pct	40-49	Pct	50+	Pct
9/13	at N.Y. Giants	0-0	.000	1-1	1.00	0-0	.000	0-0	.000	0-0	.000
9/20	ST. LOUIS	0-0	.000	3-3	1.00	0-0	.000	0-0	.000	0-0	.000
9/27	at Detroit	0-0	.000	0-0	.000	0-0	.000	0-0	.000	0-0	.000
10/4	TAMPA BAY	0-0	.000	0-0	.000	0-0	.000	1-1	1.00	0-0	.000
10/11	at Carolina	0-0	.000	0-0	.000	1-1	1.00	0-0	.000	0-0	.000
10/18	KANSAS CITY	0-0	.000	1-1	1.00	0-0	.000	1-1	1.00	0-0	.000
10/26	PHILADELPHIA	0-0	.000	0-0	.000	0-0	.000	1-1	1.00	0-0	.000
11/8	at Atlanta	0-0	.000	0-0	.000	0-0	.000	1-1	1.00	0-0	.000
11/15	DENVER	0-0	.000	0-0	.000	2-2	1.00	0-0	.000	0-0	.000
11/22	at Dallas	0-0	.000	0-0	.000	1-2	.500	1-1	1.00	0-1	.000
11/29	at Philadelphia	0-0	.000	1-1	1.00	0-0	.000	0-0	.000	0-0	.000
12/6	NEW ORLEANS	0-0	.000	2-3	.667	1-1	1.00	0-0	.000	0-0	.000
12/27	at Washington	0-0	.000	1-1	1.00	0-0	.000	0-0	.000	0-0	.000
1/3	at Philadelphia	0-0	.000	0-0	.000	0-1	.000	1-1	1.00	0-0	.000
SEASON TOTALS		0-0	.000	9-10	.900	5-7	.714	6-6	1.00	0-1	.000

POSTSEASON

1/9	PHILADELPHIA	0-0	.000	1-1	1.00	0-0	.000	1-1	1.00	0-0	.000
1/17	at Minnesota	0-0	.000	0-0	.000	1-1	1.00	0-2	.000	0-0	.000
POSTSEASON TOTALS		0-0	.000	1-1	1.00	1-1	1.00	1-3	.333	0-0	.000

SHAUN SUISHAM

> SUISHAM'S 2008 GAME-BY-GAME STATISTICS

SCORING											
Date	Opponent	G	FG	FGA	Pct	Lg	Blk	XP	XPA	Pct	Pts
9/4	at N.Y. Giants	1	0	0	.000	0	0	1	1	1.00	0
9/14	NEW ORLEANS	1	3	5	.600	36	0	2	2	1.00	0
9/21	ARIZONA	1	1	2	.500	48	1	3	3	1.00	0
9/28	at Dallas	1	4	4	1.00	33	0	2	2	1.00	0
10/5	at Philadelphia	1	3	3	1.00	50	0	2	2	1.00	0
10/12	ST. LOUIS	1	1	1	1.00	38	0	2	2	1.00	0
10/19	CLEVELAND	1	0	1	.000	0	0	2	2	1.00	0
10/26	at Detroit	1	4	5	.800	47	0	1	1	1.00	0
11/3	PITTSBURGH	1	2	2	1.00	44	0	0	0	1.00	0
11/16	DALLAS	1	1	2	.500	41	0	1	1	1.00	0
11/23	at Seattle	1	2	3	.667	26	0	2	2	1.00	0
11/30	N.Y. GIANTS	1	0	1	.000	0	0	1	1	1.00	0
12/7	at Baltimore	1	1	2	.500	43	0	1	1	1.00	0
12/14	at Cincinnati	1	2	2	1.00	36	0	1	1	1.00	0
12/21	PHILADELPHIA	1	1	2	.500	33	0	1	1	1.00	0
12/28	at San Francisco	1	1	1	1.00	41	0	3	3	1.00	0
SEASON TOTALS		16	26	36	.722	50	0	25	25	1.00	0

FIELD GOALS											
Date	Opponent	1-19	Pct	20-29	Pct	30-39	Pct	40-49	Pct	50+	Pct
9/4	at N.Y. Giants	0-0	.000	0-0	.000	0-0	.000	0-0	.000	0-0	.000
9/14	NEW ORLEANS	0-0	.000	1-1	1.00	2-3	.667	0-1	.000	0-0	.000
9/21	ARIZONA	0-0	.000	0-0	.000	0-0	.000	1-1	1.00	0-1	.000
9/28	at Dallas	0-0	.000	2-2	1.00	2-2	1.00	0-0	.000	0-0	.000
10/5	at Philadelphia	0-0	.000	0-0	.000	0-0	.000	2-2	1.00	1-1	1.00
10/12	ST. LOUIS	0-0	.000	0-0	.000	1-1	1.00	0-0	.000	0-0	.000
10/19	CLEVELAND	0-0	.000	0-0	.000	0-1	.000	0-0	.000	0-0	.000
10/26	at Detroit	0-0	.000	1-1	1.00	0-0	.000	3-3	1.00	0-1	.000
11/3	PITTSBURGH	0-0	.000	0-0	.000	0-0	.000	2-2	1.00	0-0	.000
11/16	DALLAS	0-0	.000	0-0	.000	0-0	.000	1-2	.500	0-0	.000
11/23	at Seattle	0-0	.000	2-2	1.00	0-0	.000	0-1	.000	0-0	.000
11/30	N.Y. GIANTS	0-0	.000	0-0	.000	0-0	.000	0-1	.000	0-0	.000
12/7	at Baltimore	0-0	.000	0-0	.000	0-0	.000	1-2	.500	0-0	.000
12/14	at Cincinnati	0-0	.000	1-1	1.00	1-1	1.00	0-0	.000	0-0	.000
12/21	PHILADELPHIA	0-0	.000	0-0	.000	1-1	1.00	0-0	.000	0-1	.000
12/28	at San Francisco	0-0	.000	0-0	.000	0-0	.000	1-1	1.00	0-0	.000
SEASON TOTALS		0-0	.000	7-7	1.00	7-9	.778	11-16	.688	1-4	.250

> SUISHAM'S 2007 GAME-BY-GAME STATISTICS

SCORING											
Date	Opponent	G	FG	FGA	Pct	Lg	Blk	XP	XPA	Pct	Pts
9/9	MIAMI	1	3	3	1.00	44	0	1	1	1.00	0
9/17	at Philadelphia	1	2	2	1.00	37	0	2	2	1.00	0
9/23	N.Y. GIANTS	1	1	2	.500	47	0	2	2	1.00	0
10/7	DETROIT	1	1	2	.500	28	0	3	3	1.00	0
10/14	at Green Bay	1	0	0	.000	0	0	2	2	1.00	0
10/21	ARIZONA	1	0	1	.000	0	0	3	3	1.00	0
10/28	at New England	1	0	0	.000	0	0	1	1	1.00	0
11/4	at N.Y. Jets	1	5	5	1.00	46	0	0	0	1.00	0
11/11	PHILADELPHIA	1	2	2	1.00	23	0	1	2	.500	0
11/18	at Dallas	1	3	4	.750	45	0	2	2	1.00	0
11/25	at Tampa Bay	1	2	2	1.00	43	0	1	1	1.00	0
12/2	BUFFALO	1	3	3	1.00	33	0	1	1	1.00	0
12/6	CHICAGO	1	1	3	.333	23	0	3	3	1.00	0
12/16	at N.Y. Giants	1	3	3	1.00	50	0	1	1	1.00	0
12/23	at Minnesota	1	1	1	1.00	23	0	3	3	1.00	0
12/30	DALLAS	1	2	2	1.00	46	0	3	3	1.00	0
SEASON TOTALS		16	29	35	.829	50	0	29	30	.967	0

POSTSEASON											
Date	Opponent	G	FG	FGA	Pct	Lg	Blk	XP	XPA	Pct	Pts
1/5	at Seattle	1	0	1	.000	0	0	2	2	1.00	0
POSTSEASON TOTALS		1	0	1	.000	0	0	2	2	1.00	0

> SUISHAM'S 2007 GAME-BY-GAME STATISTICS (Continued)

FIELD GOALS

Date	Opponent	1-19	Pct	20-29	Pct	30-39	Pct	40-49	Pct	50+	Pct
9/9	MIAMI	0-0	.000	0-0	.000	2-2	1.00	1-1	1.00	0-0	.000
9/17	at Philadelphia	0-0	.000	0-0	.000	2-2	1.00	0-0	.000	0-0	.000
9/23	N.Y. GIANTS	0-0	.000	0-0	.000	0-1	.000	1-1	1.00	0-0	.000
10/7	DETROIT	0-0	.000	1-1	1.00	0-0	.000	0-1	.000	0-0	.000
10/14	at Green Bay	0-0	.000	0-0	.000	0-0	.000	0-0	.000	0-0	.000
10/21	ARIZONA	0-0	.000	0-0	.000	0-0	.000	0-1	.000	0-0	.000
10/28	at New England	0-0	.000	0-0	.000	0-0	.000	0-0	.000	0-0	.000
11/4	at N.Y. Jets	0-0	.000	1-1	1.00	0-0	.000	4-4	1.00	0-0	.000
11/11	PHILADELPHIA	0-0	.000	2-2	1.00	0-0	.000	0-0	.000	0-0	.000
11/18	at Dallas	0-0	.000	0-0	.000	1-1	1.00	2-2	1.00	0-1	.000
11/25	at Tampa Bay	0-0	.000	0-0	.000	1-1	1.00	1-1	1.00	0-0	.000
12/2	BUFFALO	0-0	.000	2-2	1.00	1-1	1.00	0-0	.000	0-0	.000
12/6	CHICAGO	0-0	.000	1-1	1.00	0-1	.000	0-1	.000	0-0	.000
12/16	at N.Y. Giants	0-0	.000	1-1	1.00	1-1	1.00	0-0	.000	1-1	1.00
12/23	at Minnesota	0-0	.000	1-1	1.00	0-0	.000	0-0	.000	0-0	.000
12/30	DALLAS	0-0	.000	1-1	1.00	0-0	.000	1-1	1.00	0-0	.000
SEASON TOTALS		0-0	.000	10-10	1.00	8-10	.800	10-13	.769	1-2	.500

POSTSEASON

1/5	at Seattle	0-0	.000	0-0	.000	0-1	.000	0-0	.000	0-0	.000
POSTSEASON TOTALS		0-0	.000	0-0	.000	0-1	.000	0-0	.000	0-0	.000

> SUISHAM'S 2006 GAME-BY-GAME STATISTICS

(With Dallas from 9/10-10/8, with Washington from 12/3 - Remainder of Season)

SCORING

Date	Opponent	G	FG	FGA	Pct	Lg	Blk	XP	XPA	Pct	Blk	Pts
9/10	at Jacksonville	1	1	2	.500	32	0	2	2	1.00	0	5
9/17	WASHINGTON	1	0	0	.000	0	0	0	0	1.00	0	0
10/8	at Philadelphia	1	0	0	.000	0	0	0	0	1.00	0	0
12/3	ATLANTA	1	0	1	.000	0	0	2	2	1.00	0	2
12/10	PHILADELPHIA	1	4	4	1.00	45	0	1	1	1.00	0	13
12/17	at New Orleans	1	3	3	1.00	37	0	1	1	1.00	0	10
12/24	at St. Louis	1	1	1	1.00	52	0	4	4	1.00	0	7
12/30	N.Y. GIANTS	1	0	0	.000	0	0	4	4	1.00	0	4
SEASON TOTALS		8	9	11	.818	52	0	14	14	1.00	0	41

FIELD GOALS

Date	Opponent	1-19	Pct	20-29	Pct	30-39	Pct	40-49	Pct	50+	Pct
9/10	at Jacksonville	0-0	.000	0-0	.000	1-2	.500	0-0	.000	0-0	.000
9/17	WASHINGTON	0-0	.000	0-0	.000	0-0	.000	0-0	.000	0-0	.000
10/8	at Philadelphia	0-0	.000	0-0	.000	0-0	.000	0-0	.000	0-0	.000
12/3	ATLANTA	0-0	.000	0-0	.000	0-0	.000	0-0	.000	0-1	.000
12/10	PHILADELPHIA	0-0	.000	0-0	.000	3-3	1.00	1-1	1.00	0-0	.000
12/17	at New Orleans	0-0	.000	1-1	1.00	2-2	1.00	0-0	.000	0-0	.000
12/24	at St. Louis	0-0	.000	0-0	.000	0-0	.000	0-0	.000	1-1	1.00
12/30	N.Y. GIANTS	0-0	.000	0-0	.000	0-0	.000	0-0	.000	0-0	.000
SEASON TOTALS		0-0	.000	1-1	1.00	6-7	.857	1-1	1.00	1-2	.50

> SUISHAM'S 2005 GAME-BY-GAME STATISTICS

SCORING

Date	Opponent	G	FG	FGA	Pct	Lg	Blk	XP	XPA	Pct	Blk	Pts
10/30	ARIZONA	1	2	2	1.00	21	0	4	4	1.00	0	10
11/14	at Philadelphia	1	0	0	.000	0	0	3	3	1.00	0	3
1/1	ST. LOUIS	1	1	2	.500	22	0	1	1	1.00	0	4
SEASON TOTALS		3	3	4	.750	22	0	8	8	1.00	0	17

FIELD GOALS

Date	Opponent	1-19	Pct	20-29	Pct	30-39	Pct	40-49	Pct	50+	Pct
10/30	ARIZONA	0-0	.000	2-2	1.00	0-0	.000	0-0	.000	0-0	.000
11/14	at Philadelphia	0-0	.000	0-0	.000	0-0	.000	0-0	.000	0-0	.000
1/1	ST. LOUIS	0-0	.000	1-1	1.00	0-0	.000	0-1	.000	0-0	.000
SEASON TOTALS		0-0	.000	3-3	1.00	0-0	.000	0-1	.000	0-0	.000

SHAUN SUISHAM

SUISHAM'S CAREER TOTALS

SCORING

Year	Team	G	FG	FGA	Pct	Lg	Blk	XP	XPA	Pct	Blk	Pts
2005	Dallas	3	3	4	.750	22	0	8	8	1.00	0	17
2006	Dal/Was	8	9	11	.818	52	0	14	14	1.00	0	41
2007	Washington	16	29	35	.829	50	0	29	30	.967	0	116
2008	Washington	16	26	36	.722	50	1	25	25	1.00	0	103
2009	Was/Dal	14	20	24	.833	48	0	25	26	.962	1	85
2010	Pittsburgh	7	14	15	.933	48	0	19	19	1.00	0	61
2011	Pittsburgh	16	23	31	.742	51	1	36	36	1.00	0	105
2012	Pittsburgh	16	28	31	.903	52	0	34	34	1.00	0	118
2013	Pittsburgh	16	30	32	.938	48	0	39	39	1.00	0	129
2014	Pittsburgh	16	29	32	.906	53	0	45	45	1.00	0	132
NFL TOTALS		128	211	251	.841	53	2	274	276	.993	1	907
STEELERS TOTALS		71	124	141	.879	53	1	173	173	1.00	0	541

FIELD GOALS

Year	Team	1-19	Pct	20-29	Pct	30-39	Pct	40-49	Pct	50+	Pct
2005	Dallas	0-0	.000	3-3	1.00	0-0	.000	0-1	.000	0-0	.000
2006	Dal/Was	0-0	.000	1-1	1.00	6-7	.857	1-1	1.00	1-2	.500
2007	Washington	0-0	.000	10-10	1.00	8-10	.800	10-13	.769	1-2	.500
2008	Washington	0-0	.000	7-7	1.00	7-9	.778	11-16	.688	1-4	.250
2009	Was/Dal	0-0	.000	9-10	.900	5-7	.714	6-6	1.00	0-1	.000
2010	Pittsburgh	1-1	1.00	4-4	1.00	1-1	1.00	8-9	.889	0-0	.000
2011	Pittsburgh	2-2	1.00	8-8	1.00	6-8	.750	6-11	.545	1-2	.500
2012	Pittsburgh	0-0	.000	7-8	.875	8-8	1.00	11-11	1.00	1-3	.333
2013	Pittsburgh	0-0	.000	9-9	1.00	13-15	.867	8-8	100.0	0-0	.000
2014	Pittsburgh	0-0	.000	10-11	.910	6-6	1.00	10-10	1.00	1-3	.333
NFL TOTALS		3-3	1.00	70-73	.959	60-71	.845	72-87	.828	6-17	.353
STEELERS TOTALS		3-3	1.00	40-42	.952	34-38	.895	44-50	.880	3-8	.375

Career Special Teams Tackles (27): 1 in '06, 5 in '07, 4 in '08, 1 in '09, 2 in '10, 5 in '11, 1 in '12, 7 in '13 and 1 in '14.

Additional Statistics: Has nine career game-winning field goals, seven of them coming as a member of the Steelers: a 41-yarder as time expired vs. Cleveland on 9/7/14, a 42-yarder as time expired vs. Baltimore on 10/20/13, a 42-yarder as time expired at Baltimore on 12/2/12, a 23-yarder in OT vs. Kansas City on 11/12/12, a 34-yarder vs. Philadelphia on 10/7/12, a 41-yarder at Buffalo in OT on 11/28/10 and a 38-yarder at Indianapolis on 9/25/11...had one rushing attempt on a fake field goal at New York against the Giants on 11/4/12 and was stopped for a one-yard loss...forced his first career fumble on special teams on 12/8/13 vs. Miami.

REGULAR-SEASON SINGLE-GAME HIGHS:

Field Goal Attempts: 5, three times, last at Detroit, 10/16/08; **Field Goals Made:** 5, at NY Jets, 11/4/07; **Long Outdoors:** 53, at NY Jets, 11/9/14; **Long Indoors:** 52, at St. Louis, 12/24/06; **Long Grass:** 52, at Tennessee, 10/11/12; **Long Turf:** 53, at NY Jets, 11/9/14; **Extra Point Attempts:** 7, vs. Indianapolis, 10/26/14; **Extra Points Made:** 7, vs. Indianapolis, 10/26/14; **Points:** 15, at NY Jets, 11/4/07; **FGs Made 1-19:** 1, three times, last at Cleveland, 1/1/12; **FGs Made 20-29:** 3, vs. St. Louis, 9/20/09; **FGs Made 30-39:** 3, vs. Philadelphia, 12/10/06; **FGs Made 40-49:** 4, twice, last at Buffalo, 11/28/10; **FGs Made 50-59:** 1, six times, last at NY Jets, 11/9/14.

POSTSEASON

SCORING

Year	Team	G	FG	FGA	Pct	Lg	Blk	XP	XPA	Pct	Blk	Pts
2007	Washington	1	0	1	.000	0	0	2	2	1.00	0	2
2009	Dallas	2	3	5	.600	48	0	4	4	1.00	0	13
2010	Pittsburgh	3	3	5	.600	35	0	9	9	1.00	0	18
2011	Pittsburgh	1	3	3	1.00	45	0	2	2	1.00	0	11
2014	Pittsburgh	1	3	3	1.00	47	0	0	0	.000	0	9
NFL TOTALS		8	12	17	.706	48	0	17	17	1.00	0	53
STEELERS TOTALS		5	9	11	.818	47	0	11	11	1.00	0	38

FIELD GOALS

Year	Team	1-19	Pct	20-29	Pct	30-39	Pct	40-49	Pct	50+	Pct
2007	Washington	0-0	.000	0-0	.000	0-1	.000	0-0	.000	0-0	.000
2009	Dallas	0-0	.000	1-1	1.00	1-1	1.00	1-3	.333	0-0	.000
2010	Pittsburgh	0-0	.000	1-1	1.00	2-2	1.00	0-1	.000	0-1	.000
2011	Pittsburgh	0-0	.000	0-0	.000	2-2	1.00	1-1	1.00	0-0	.000
2014	Pittsburgh	0-0	.000	1-1	1.00	0-0	.000	2-2	1.00	0-0	.000
NFL TOTALS		0-0	.000	3-3	1.00	5-6	.833	4-7	.571	0-1	.000
STEELERS TOTALS		0-0	.000	2-2	1.00	4-4	1.00	3-4	.750	0-1	.000



> Cam Thomas *DT*

HEIGHT: 6-4
WEIGHT: 330
COLLEGE: North Carolina
BORN: Dec. 12, 1986

BIRTHPLACE: Cheraw, S.C.
HOW ACQUIRED: UFA - '14
 (from San Diego)
NFL EXPERIENCE: 6th year

PRO [70-24/3-1]: Signed a two-year contract with the Steelers as an unrestricted free agent (from San Diego) on March 14, 2014...signed a four-year contract with the Chargers on July 9, 2010...originally selected by the Chargers in the fifth round (146th overall) of the 2010 NFL Draft.

2014 [16-9/1-0] (Pit): Saw action in all 16 games with nine starts in the regular season...also saw action in the lone postseason game...has now appeared in 64 consecutive regular-season contests, tying as the fifth-most consecutive regular-season games played among active defensive tackles.

9/7 vs. Cleveland: Started at DE in his Steelers debut...had one tackle and one QB pressure.

9/11 at Baltimore: Totaled a career-high in total tackles (six) and solo tackles (five).

9/21 at Carolina: Tied for second on the team with two QB pressures.

11/9 at N.Y. Jets: Split a sack with LB Jason Worlds, his first half-sack of the season...marked 6.5 sacks for his career.

2013 [16-10/2-1] (SD): Appeared in all 16 games and both postseason contests...made a career-high 10 regular-season starts and started the AFC Wild Card Game at Cincinnati...matched a career-high with 30 tackles (2012).

9/9 vs. Houston: Started at DT...recorded his first career interception on the opening play of the game...led to a Chargers touchdown on the next play...also tied a single-game and single-season career-high with two passes defended.

12/1 vs. Cincinnati: Totaled four tackles (two solo).

12/29 vs. Kansas City: Registered four solo tackles.

AFC Wild Card Game 1/5 at Cincinnati: Started at DT...recorded his first career postseason sack for a three-yard loss...finished with two tackles.

AFC Divisional Game 1/12 at Denver: Saw action on the defensive line and recorded one solo tackle.

2012 [16-3] (SD): Appeared in all 16 contests, making three starts at DT...set a new single-season career-high with 30 total tackles and 20 solo stops...recorded at least two tackles in 12 games...played in all 16 regular-season games for the second consecutive season.

2011 [16-2] (SD): Played in all 16 games and made two starts...registered a career-high 4.0 sacks to go along with 26 tackles.

10/31 at Kansas City: Registered one sack for a loss of eight yards and two tackles.

11/20 at Chicago: Made his first NFL start...recorded four total tackles (three solo).

11/27 vs. Denver: Finished with 1.0 sack and three tackles.

12/5 at Jacksonville: Registered his third sack of the season, this one for a loss of 11 yards...registered sacks in consecutive games for the first time in his career.

12/11 vs. Buffalo: Recorded the first two passes defended of his career.

12/24 at Detroit: Tallied 1.0 sack and four total tackles.

2010 [6-0] (SD): Appeared in six contests as a rookie...tallied a pair of sacks to go along with eight tackles.

10/10 at Oakland: Made three tackles in his NFL debut.

11/22 vs. Denver: Registered his first career sack, dropping QB Kyle Orton for an eight-yard loss.

12/16 vs. San Francisco: Recorded his second sack of the season, this one for a loss of 10 yards...added a pair of tackles.

COLLEGE Played four seasons at UNC, appearing in 46 games...totaled 83 tackles, nine TFLs and 3.5 sacks...African-American studies major.

CAM THOMAS

2009: Started all 13 games...totaled 23 tackles, 2.5 TFLs, three QB pressures and one blocked kick...scored his first career touchdown on a 20-yard fumble return at Boston College...matched a career-high with six tackles against Georgia Tech...blocked a field goal in a win over East Carolina. **2008:** Started all 13 games...registered 34 tackles, 3.5 TFLs and one sack...set a career-high with six tackles against Georgia Tech while also recording one sack. **2007:** Appeared in seven games, making three starts...missed five games due to an ankle injury...finished the season with eight tackles, 1.5 TFLs and one sack. **2006:** Played in all 12 games on the defensive line...recorded 18 tackles, 1.5 TFLs and 1.5 sacks...finished with a season-high five

tackles against Furman...registered his first collegiate sack against Duke.

PERSONAL

Graduate of North Moore High School (Eagle Springs, N.C.)...lettered in both football and basketball...ranked the No. 19 player in North Carolina by SuperPrep...played both defensive tackle and fullback in high school...rushed for 798 yards and 12 touchdowns on 130 carries as a senior...led the team with 50 tackles as a junior...also ran for 600 yards and six touchdowns as a junior...son of Janet and Milton Person and Ronnie Thomas...Full name: Camaron Jamel Thomas.

THOMAS' 2014 GAME-BY-GAME STATISTICS

Date	Opponent	GP	GS	T	AT	TOT	Sacks	Yds	Int/Yds	PD	FF	FR
9/7	CLEVELAND	1	1	1	0	1	0.0	0.0	0/0	0	0	0
9/11	at Baltimore	1	1	5	1	6	0.0	0.0	0/0	0	0	0
9/21	at Carolina	1	1	0	0	0	0.0	0.0	0/0	0	0	0
9/28	TAMPA BAY	1	1	1	0	1	0.0	0.0	0/0	0	0	0
10/5	at Jacksonville	1	1	0	0	0	0.0	0.0	0/0	0	0	0
10/12	at Cleveland	1	1	1	0	1	0.0	0.0	0/0	0	0	0
10/20	HOUSTON	1	0	2	0	2	0.0	0.0	0/0	0	0	0
10/26	INDIANAPOLIS	1	1	0	0	0	0.0	0.0	0/0	0	0	0
11/2	BALTIMORE	1	1	2	0	2	0.0	0.0	0/0	0	0	0
11/9	at N.Y. Jets	1	0	1	2	3	0.5	0.5	0/0	0	0	0
11/17	at Tennessee	1	1	0	1	1	0.0	0.0	0/0	0	0	0
11/30	NEW ORLEANS	1	0	2	0	2	0.0	0.0	0/0	0	0	0
12/7	at Cincinnati	1	0	0	0	0	0.0	0.0	0/0	0	0	0
12/14	at Atlanta	1	0	0	0	0	0.0	0.0	0/0	0	0	0
12/21	KANSAS CITY	1	0	0	0	0	0.0	0.0	0/0	0	0	0
12/28	CINCINNATI	1	0	0	0	0	0.0	0.0	0/0	0	0	0
SEASON TOTALS		16	9	15	4	19	0.5	0.5	0/0	0	0	0

POSTSEASON

1/3	BALTIMORE	1	0	0	1	1	0.0	0.0	0/0	0	0	0
POSTSEASON TOTALS		1	0	0	1	1	0.0	0.0	0/0	0	0	0

THOMAS' 2013 GAME-BY-GAME STATISTICS

Date	Opponent	GP	GS	T	AT	TOT	Sacks	Yds	Int/Yds	PD	FF	FR
9/9	Houston	1	1	1	2	3	0.0	0.0	1/0	2	0	0
9/15	at Philadelphia	1	0	1	0	1	0.0	0.0	0/0	0	0	0
9/22	at Tennessee	1	1	2	0	2	0.0	0.0	0/0	0	0	0
9/29	DALLAS	1	1	0	0	0	0.0	0.0	0/0	0	0	0
10/6	at Oakland	1	1	0	0	0	0.0	0.0	0/0	0	0	0
10/14	INDIANAPOLIS	1	1	0	2	2	0.0	0.0	0/0	0	0	0
10/20	at Jacksonville	1	1	0	1	1	0.0	0.0	0/0	0	0	0
11/3	at Washington	1	1	1	1	2	0.0	0.0	0/0	0	0	0
11/10	DENVER	1	0	3	0	3	0.0	0.0	0/0	0	0	0
11/17	at Miami	1	1	0	1	1	0.0	0.0	0/0	0	0	0
11/24	at Kansas City	1	1	0	1	1	0.0	0.0	0/0	0	0	0
12/1	CINCINNATI	1	1	2	2	4	0.0	0.0	0/0	0	0	0
12/8	N.Y. GIANTS	1	0	1	0	1	0.0	0.0	0/0	0	0	0
12/12	at Denver	1	0	1	1	2	0.0	0.0	0/0	0	0	0
12/22	OAKLAND	1	0	2	1	3	0.0	0.0	0/0	0	0	0
12/29	KANSAS CITY	1	0	4	0	4	0.0	0.0	0/0	0	0	0
SEASON TOTALS		16	10	18	12	30	0.0	0.0	1/0	2	0	0

► THOMAS' 2013 GAME-BY-GAME STATISTICS (Continued)

POSTSEASON

Date	Opponent	GP	GS	T	AT	TOT	Sacks	Yds	Int/Yds	PD	FF	FR
1/5	at Cincinnati	1	1	2	0	2	1.0	3.0	0/0	0	0	0
1/12	at Denver	1	0	1	0	1	0.0	0.0	0/0	0	0	0
POSTSEASON TOTALS		2	1	3	0	3	1.0	3.0	0/0	0	0	0

► THOMAS' 2012 GAME-BY-GAME STATISTICS

Date	Opponent	GP	GS	T	AT	TOT	Sacks	Yds	Int/Yds	PD	FF	FR
9/10	at Oakland	1	0	0	0	0	0.0	0.0	0/0	0	0	0
9/16	TENNESSEE	1	0	0	0	0	0.0	0.0	0/0	0	0	0
9/23	ATLANTA	1	0	1	1	2	0.0	0.0	0/0	0	0	0
9/30	at Kansas City	1	0	2	1	3	0.0	0.0	0/0	0	0	0
10/7	at New Orleans	1	0	1	1	2	0.0	0.0	0/0	0	0	0
10/15	DENVER	1	0	2	0	2	0.0	0.0	0/0	0	0	0
10/28	at Cleveland	1	0	1	1	2	0.0	0.0	0/0	0	0	0
11/1	KANSAS CITY	1	0	1	1	2	0.0	0.0	0/0	0	0	0
11/11	at Tampa Bay	1	0	0	0	0	0.0	0.0	0/0	0	0	0
11/18	at Denver	1	0	2	1	3	0.0	0.0	0/0	0	0	0
11/25	BALTIMORE	1	1	2	0	2	0.0	0.0	0/0	0	0	0
12/2	CINCINNATI	1	0	0	0	0	0.0	0.0	0/0	0	0	0
12/9	at Pittsburgh	1	0	2	1	3	0.0	0.0	0/0	0	0	0
12/16	CAROLINA	1	0	2	1	3	0.0	0.0	0/0	0	0	0
12/23	at NY Jets	1	1	2	1	3	0.0	0.0	0/0	0	0	0
12/30	OAKLAND	1	1	2	1	3	0.0	0.0	0/0	0	0	0
SEASON TOTALS		16	3	20	10	30	0.0	0.0	0/0	0	0	0

► THOMAS' 2011 GAME-BY-GAME STATISTICS

Date	Opponent	GP	GS	T	AT	TOT	Sacks	Yds	Int/Yds	PD	FF	FR
9/11	MINNESOTA	1	0	0	0	0	0.0	0.0	0/0	0	0	0
9/18	at New England	1	0	1	0	1	0.0	0.0	0/0	0	0	0
9/25	KANSAS CITY	1	0	2	1	3	0.0	0.0	0/0	0	0	0
10/2	MIAMI	1	0	1	0	1	0.0	0.0	0/0	0	0	0
10/9	at Denver	1	0	1	0	1	0.0	0.0	0/0	0	0	0
10/23	at NY Jets	1	0	1	1	2	0.0	0.0	0/0	0	0	0
10/31	at Kansas City	1	0	2	0	2	1.0	8.0	0/0	0	0	0
11/6	GREEN BAY	1	0	0	0	0	0.0	0.0	0/0	0	0	0
11/10	OAKLAND	1	0	0	0	0	0.0	0.0	0/0	0	0	0
11/20	at Chicago	1	1	3	1	4	0.0	0.0	0/0	0	0	0
11/27	DENVER	1	0	2	1	3	1.0	2.0	0/0	0	0	0
12/5	at Jacksonville	1	0	2	0	2	1.0	11.0	0/0	0	0	0
12/11	BUFFALO	1	0	1	1	2	0.0	0.0	0/0	2	0	0
12/18	BALTIMORE	1	0	0	1	1	0.0	0.0	0/0	0	0	0
12/24	at Detroit	1	0	3	1	4	1.0	9.0	0/0	0	0	0
1/1	at Oakland	1	1	0	0	0	0.0	0.0	0/0	0	0	0
SEASON TOTALS		16	2	19	7	26	4.0	30.0	0/0	2	0	0

► THOMAS' 2010 GAME-BY-GAME STATISTICS

Date	Opponent	GP	GS	T	AT	TOT	Sacks	Yds	Int/Yds	PD	FF	FR
9/13	at Kansas City						INACTIVE					
9/19	JACKSONVILLE						INACTIVE					
9/26	at Seattle						INACTIVE					
10/3	ARIZONA						INACTIVE					
10/10	at Oakland	1	0	2	1	3	0.0	0.0	0/0	0	0	0
10/17	at St. Louis	1	0	1	1	2	0.0	0.0	0/0	0	0	0
10/24	NEW ENGLAND						INACTIVE					
10/31	TENNESSEE						INACTIVE					
11/7	at Houston						INACTIVE					
11/22	DENVER	1	0	1	0	1	1.0	8.0	0/0	0	0	0
11/28	at Indianapolis						INACTIVE					
12/5	OAKLAND						INACTIVE					

CAM THOMAS

> THOMAS' 2010 GAME-BY-GAME STATISTICS (Continued)

Year	Team	GP	GS	T	AT	TOT	Sacks	Yds	Int/Yds	PD	FF	FR
12/12	KANSAS CITY	1	0	0	0	0	0.0	0.0	0/0	0	0	0
12/16	SAN FRANCISCO	1	0	1	1	2	1.0	10.0	0/0	0	0	0
12/26	at Cincinnati	1	0	0	0	0	0.0	0.0	0/0	0	0	0
1/2	at Denver						INACTIVE					
SEASON TOTALS		6	0	5	3	8	2.0	18.0	0/0	0	0	0

> THOMAS' CAREER TOTALS

Year	Team	GP	GS	T	AT	TOT	Sacks	Yds	Int/Yds	PD	FF	FR
2010	San Diego	6	0	5	3	8	2.0	18.0	0/0	0	0	0
2011	San Diego	16	2	19	7	26	4.0	30.0	0/0	2	0	0
2012	San Diego	16	3	20	10	30	0.0	0.0	0/0	0	0	0
2013	San Diego	16	10	18	12	30	0.0	0.0	1/0	2	0	0
2014	Pittsburgh	16	9	15	4	19	0.5	0.5	0/0	0	0	0
NFL TOTALS		70	24	74	35	109	6.5	48.5	1/0	4	0	0
STEELERS TOTALS		16	9	15	4	19	0.5	0.5	0/0	0	0	0

REGULAR-SEASON SINGLE-GAME HIGHS:

Total Tackles: 6, at Baltimore, 9/11/14; **Solo Tackles:** 5, at Baltimore, 9/11/14; **Sacks:** 1.0, six times, last at Detroit, 12/24/11; **Sack Yards:** 11.0, at Jacksonville, 12/5/11; **Interceptions:** 1, vs. Houston, 9/9/13; **Passes Defended:** 2, twice, last vs. Houston, 9/9/13.

POSTSEASON

Year	Team	GP	GS	T	AT	TOT	Sacks	Yds	Int/Yds	PD	FF	FR
2013	San Diego	2	1	3	0	3	1.0	3.0	0/0	0	0	0
2014	Pittsburgh	1	0	0	1	1	0.0	0.0	0/0	0	0	0
NFL TOTALS		3	1	3	1	4	1.0	3.0	0/0	0	0	0
STEELERS TOTALS		1	0	0	1	1	0.0	0.0	0/0	0	0	0



> Shamarko Thomas

HEIGHT: 5-9
WEIGHT: 217
COLLEGE: Syracuse
BORN: Feb. 23, 1991

BIRTHPLACE: Virginia Beach, Va.
HOW ACQUIRED: D4a - '13 (#111)
NFL EXPERIENCE: 3rd year

PRO (25-2/1-0): Drafted by the Steelers with the first of two selections in the fourth round (111th overall) of the 2013 NFL Draft.

2014 (11-0/1-0): Saw action on special teams in 11 games during the regular season... also saw action in his postseason debut vs. Baltimore in the AFC Wild Card Game...inactive Weeks 6-8 due to a left hamstring injury...inactive Weeks 10-11 due to a right hamstring injury...totaled five special teams tackles (two, 12/14 at Atlanta, and one, 9/21 at Carolina, 12/7 at Cincinnati and 12/28 vs. Cincinnati).

9/7 vs. Cleveland: Left the game in the fourth quarter with a left Achilles injury.

9/21 at Carolina: Forced his first career fumble on special teams that was recovered in the end zone for a touchdown by S Robert Golden.

10/5 at Jacksonville: Left the game in the second quarter with a left hamstring injury and did not return.

11/2 vs. Baltimore: Left the game due to a hamstring injury in the fourth quarter and did not return.

AFC Wild Card Game 1/3 vs. Baltimore: Blocked a punt in the fourth quarter, the first blocked punt in Steelers' postseason history since December 31, 1989 (Jerry Olsavsky at Houston)...added two special teams tackles.

2013 (14-2): Saw action in 14 games, making two starts in his rookie season...inactive due to an ankle injury 11/17 vs. Detroit and 11/24 at Cleveland...totaled 22 tackles on defense and seven on special teams (two, 12/22 at Green Bay, and one, 9/8 vs. Tennessee, 9/29 vs. Minnesota, 10/20 vs. Baltimore, 11/3 at New England and 12/15 vs. Cincinnati).

9/8 vs. Tennessee: Made his NFL debut...recorded his first career tackle on defense and on special teams.

9/22 vs. Chicago: Made his first career NFL start.

11/3 at New England: Totaled a career-high eight tackles.

11/10 vs. Buffalo: Left the game in the second quarter with a left ankle injury and did not return.

COLLEGE Started 39-of-48 games at strong safety for Syracuse...posted 263 tackles, 16.5 TFLs and four sacks...gained 27 yards on two interception returns and deflected four other passes...forced four fumbles and recovered three others...majored in child and family studies and was enrolled in the David B. Falk College of Sport and Human Dynamics. **2012:** Named All-American third-team by *The NFL Draft Report* and the team co-captain was a consensus All-Big East Conference first-team selection, in addition to earning Eastern College Athletic Conference Division I All-Star recognition...started all 13 games, as he led the team with a career-high 88 tackles, added a six-yard sack and 3.5 TFLs...ranked third in the league with three forced fumbles and had one fumble recovery...gained 27 yards on the first two interceptions of his career. **2011:** Named All-Big East second-team by *The NFL Draft Report*, as he ranked third on the squad with 67 tackles...started 10 games...added three TFLs, three QB pressures and one pass breakup. **2010:** Started

nine of the 13 games he appeared in at strong safety...ranked fourth on the team with 67 tackles...added two sacks and 3.5 TFLs...deflected three passes and recorded one fumble recovery. **2009:** A member of ESPN.com's All-Big East Conference freshman team...played in 12 games, starting seven contests...registered 41 tackles, a 10-yard sack and 6.5 TFLs...also forced one fumble and had one fumble recovery.

PERSONAL Attended Ocean Lakes High School (Virginia Beach, Va.)...was a two-sport standout, excelling in track and football...led the team with 77 tackles and five interceptions as a junior...as a senior, was named All-State, All-Region and All-Tidewater first-team, as the two-time All-District selection would go on to set school records in career tackles, interceptions and defensive touchdowns...in his final season, recorded a team-high 102 tackles, six interceptions, 11 pass deflections and one blocked field goal as a team captain...led the squad to a 12-1 record on the way to garnering squad defensive MVP honors...concluded his gridiron prep career by playing for the United States team that won the 2009 IFAF Junior World Championship...in track, earned All-State honors competing in the 100-meter dash and as the anchor of the 4X100 relay that placed seventh in Virginia...son of Abdul Shabazz and Ebeth Shabazz...married to Estephania...has three children, daughters Chrissy and Mikki, and son, Shamarko, Jr...has two adopted brothers, Walk and Altariq...Full name: Shamarko Lanell Thomas.

THOMAS' 2014 GAME-BY-GAME STATISTICS

Date	Opponent	GP	GS	T	AT	TOT	Sacks	Yds	Int/Yds	PD	FF	FR
9/7	CLEVELAND	1	0	0	0	0	0.0	0.0	0/0	0	0	0
9/11	at Baltimore	1	0	0	0	0	0.0	0.0	0/0	0	0	0
9/21	at Carolina	1	0	0	0	0	0.0	0.0	0/0	0	0	0
9/28	TAMPA BAY	1	0	0	0	0	0.0	0.0	0/0	0	0	0
10/5	at Jacksonville	1	0	0	0	0	0.0	0.0	0/0	0	0	0
10/12	at Cleveland						INACTIVE					
10/20	HOUSTON						INACTIVE					
10/26	INDIANAPOLIS						INACTIVE					
11/2	BALTIMORE	1	0	0	0	0	0.0	0.0	0/0	0	0	0
11/9	at N.Y. Jets						INACTIVE					
11/17	at Tennessee						INACTIVE					
11/30	NEW ORLEANS	1	0	0	0	0	0.0	0.0	0/0	0	0	0
12/7	at Cincinnati	1	0	0	0	0	0.0	0.0	0/0	0	0	0
12/14	at Atlanta	1	0	0	0	0	0.0	0.0	0/0	0	0	0
12/21	KANSAS CITY	1	0	0	0	0	0.0	0.0	0/0	0	0	0
12/28	CINCINNATI	1	0	0	0	0	0.0	0.0	0/0	0	0	0
SEASON TOTALS		11	0	0	0	0	0.0	0.0	0/0	0	0	0

POSTSEASON

1/3	BALTIMORE	1	0	0	0	0	0.0	0.0	0/0	0	0	0
POSTSEASON TOTALS		1	0	0	0	0	0.0	0.0	0/0	0	0	0

SHAMARKO THOMAS

> THOMAS' 2013 GAME-BY-GAME STATISTICS

Date	Opponent	GP	GS	T	AT	TOT	Sacks	Yds	Int/Yds	PD	FF	FR
9/8	TENNESSEE	1	0	1	0	1	0.0	0.0	0/0	0	0	0
9/16	at Cincinnati	1	0	2	1	3	0.0	0.0	0/0	0	0	0
9/22	CHICAGO	1	1	1	1	2	0.0	0.0	0/0	0	0	0
9/29	vs. Minnesota	1	0	0	0	0	0.0	0.0	0/0	0	0	0
10/13	at NY Jets	1	1	1	1	2	0.0	0.0	0/0	0	0	0
10/20	BALTIMORE	1	0	5	1	6	0.0	0.0	0/0	0	0	0
10/27	at Oakland	1	0	0	0	0	0.0	0.0	0/0	0	0	0
11/3	at New England	1	0	6	2	8	0.0	0.0	0/0	0	0	0
11/10	BUFFALO	1	0	0	0	0	0.0	0.0	0/0	0	0	0
11/17	DETROIT						INACTIVE					
11/24	at Cleveland						INACTIVE					
11/28	at Baltimore	1	0	0	0	0	0.0	0.0	0/0	0	0	0
12/8	MIAMI	1	0	0	0	0	0.0	0.0	0/0	0	0	0
12/15	CINCINNATI	1	0	0	0	0	0.0	0.0	0/0	0	0	0
12/22	at Green Bay	1	0	0	0	0	0.0	0.0	0/0	0	0	0
12/29	CLEVELAND	1	0	0	0	0	0.0	0.0	0/0	0	0	0
SEASON TOTALS		14	2	16	6	22	0.0	0.0	0/0	0	0	0

> THOMAS' CAREER TOTALS

REGULAR SEASON

Year	Team	GP	GS	T	AT	TOT	Sacks	Yds	Int/Yds	PD	FF	FR
2013	Pittsburgh	14	2	16	6	22	0.0	0.0	0/0	0	0	0
2014	Pittsburgh	11	0	0	0	0	0.0	0.0	0/0	0	0	0
NFL TOTALS		25	2	16	6	22	0.0	0.0	0/0	0	0	0

Career Special Teams Tackles (12): 7 in '13 and 5 in '14.

Additional Statistics: Forced his first career fumble on special teams 9/21 at Carolina.

POSTSEASON

Year	Team	GP	GS	T	AT	TOT	Sacks	Yds	Int/Yds	PD	FF	FR
2014	Pittsburgh	1	0	0	0	0	0.0	0.0	0/0	0	0	0
NFL TOTALS		1	0	0	0	0	0.0	0.0	0/0	0	0	0

Career Postseason Special Teams Tackles (1): 1 in '14.

Additional Statistics: Blocked a punt in the AFC Wild Card Game 1/3 vs. Baltimore.



> Lawrence Timmons LB

HEIGHT: 6-1
WEIGHT: 234
COLLEGE: Florida State
BORN: May 14, 1986

BIRTHPLACE: Florence, S.C.
HOW ACQUIRED: D1 - '07 (#15)
NFL EXPERIENCE: 9th year



CAREER HIGHLIGHTS

- > Named to his first Pro Bowl following the 2014 season and was named a Pro Bowl alternate following the 2011 season.
- > Named second-team AP All-Pro in 2014.
- > Has recorded over 100 tackles in four of the last five seasons, including leading the team with 141 in 2014 (career-high 155 in 2013, 149 in 2010 and 134 in 2012).
- > Has registered at least 10 tackles in 35 career games, including nine times in 2014.
- > In 2012, he became the first linebacker since Joey Porter (2002) to lead the team or tie for the team-lead in tackles, interceptions and sacks in the same season.
- > Named a *Sports Illustrated* All-Pro twice (2010 and 2012).
- > Named to *Pro Football Weekly's* Midseason All-Pro Team in 2010.
- > Earned AFC Defensive Player of the Week honors (Week 6) in 2010.
- > Has only missed two games in his entire career (2009) and enters the 2015 season leading the team with 69 consecutive regular-season starts.

PRO [126-94/9-5]: Signed a six-year contract extension on August 23, 2011 to keep him with the team through the 2016 season...originally drafted by the Steelers in the first round (15th overall) of the 2007 NFL Draft.

2014 [16-16/1-1]: Started all 16 games in the regular season...and started the lone post-season contest...led the team with 141 tackles, which was good for second-best in the AFC and seventh-best in the NFL.

9/7 vs. Cleveland: Tied for the lead in tackles among linebackers (8).

9/11 at Baltimore: Led the team with 12 tackles.

9/21 at Carolina: Finished second on the team with eight tackles.

9/28 vs. Tampa Bay: Totaled a team-best 10 tackles.

10/5 at Jacksonville: Led the team with 11 tackles.

10/12 at Cleveland: Led the team with 10 tackles,

10/20 vs. Houston: Led the team with 12 tackles...recorded his first sack of the season on QB Ryan Fitzpatrick.

11/2 vs. Baltimore: Recorded a sack of QB Joe Flacco, his second of the season and 28th of his NFL career.

11/9 at N.Y. Jets: Led the defense with a season-high 13 tackles.

12/21 vs. Kansas City: Tied his season-high with 13 tackles, the 34th time he posted 10 or more tackles in a single game of the regular season.

12/28 vs. Cincinnati: Led the team with 11 tackles.

2013 [16-16]: Started all 16 games...led the linebackers in tackles or finished second among linebackers in tackles in every game...led the team or tied for the team-lead in tackles six times.

9/8 vs. Tennessee: Led the linebackers with 11 tackles.

9/22 vs. Chicago: Led the linebackers for the third straight week in tackles (10).

10/13 at N.Y. Jets: On a play where LB Jarvis Jones pressured QB Geno Smith, he picked off Smith's pass at the Steelers' three-yard line and returned it 26 yards...marked his eighth career interception...led the linebackers with 10 tackles...for the first time since the 2010 season, recorded double-digit tackles in three of the first five games.

10/20 vs. Baltimore: Recorded a career-high 20 tackles, breaking his previous mark of 17 set in 2012 (12/9/12 vs. San Diego).

LAWRENCE TIMMONS

10/27 at Oakland: Forced a fumble of WR Jacoby Ford in the fourth quarter that was recovered by DE Brett Keisel...the Steelers scored a touchdown on the ensuing drive...marked his 10th career forced fumble...became the 10th player in team history with at least 10 career forced fumbles...had a team-high 12 tackles.

11/10 vs. Buffalo: Sacked QB E.J. Manuel for a loss of four yards in the third quarter...led the linebackers with nine tackles.

11/24 at Cleveland: Led the team with seven tackles.

11/28 at Baltimore: Tied for the team-lead with nine tackles.

12/15 vs. Cincinnati: Led the team with 10 tackles.

12/22 at Green Bay: Tied for the team-lead with 10 tackles.

12/29 vs. Cleveland: Led the team with 12 tackles...picked off QB Jason Campbell with one minute remaining in the fourth quarter...marked his second interception of the season and ninth in his career.

2012 (16-16): Started all 16 contests at RLB...led the team in tackles (134), interceptions (3) and tied for the team-lead in sacks (6.0)...led or tied for the team-lead in tackles in nine games, including five of the final seven...recorded 17 tackles in Week 14 vs. San Diego, which were the most tackles by a Steeler since 2006...recorded the first defensive touchdown of his career, a 53-yard interception return at Cleveland in Week 12...registered at least one sack in three straight games for the first time in his career, and registered two sacks in each of the final two games for the first time in his career.

9/23 at Oakland: Led the team with nine tackles.

10/7 vs. Philadelphia: Tied the team and game-high with two tackles for a loss...forced a fumble on QB Michael Vick that was recovered by LB Larry Foote at the Eagles' 34-yard line...marked his first forced fumble of the season, the eighth of his career and first since 1/2/11 at Cleveland.

10/11 at Tennessee: Intercepted QB Matt Hasselbeck in the fourth quarter and returned it four yards to the Tennessee 48-yard line, which set up a Steelers field goal...marked his fifth career interception and first of the season.

10/21 at Cincinnati: Had a team-high 10 tackles.

10/28 vs. Washington: Led the linebackers with three QB pressures.

11/4 at N.Y. Giants: Tied LB Larry Foote (7) for the team-lead in tackles for linebackers...registered an 11-yard sack on QB Eli Manning on third down to force a punt early in the fourth quarter...marked his 18th career sack in the regular season.

11/12 vs. Kansas City: Intercepted QB Matt Cassel on a second-and-six and returned it 23 yards to the Chiefs' five-yard line on the Chiefs' second play in overtime to set up K Shaun Suisham's game-winning kick...marked his sixth career interception in the regular season and second of the season.

11/18 vs. Baltimore: Tied for the team-high with 10 tackles...was part of a defense that held the Ravens to 3-of-14 on third downs.

11/25 at Cleveland: On the first drive of the game, intercepted QB Brandon Weeden's pass off DE Brett Keisel's deflection and returned it 53 yards for a touchdown...now has a career-high three interceptions on the season...tied for the team-high with 13 tackles with S Ryan Clark...marked the first time he recorded 10+ tackles in back-to-back weeks since 2010 (Weeks 1-4, 6).

12/2 at Baltimore: Led the linebackers with eight tackles and two QB pressures...was part of a defense that held the Ravens to 3-of-11 (27%) on third downs.

12/9 vs. San Diego: Recorded 17 tackles...marked the most tackles by a Steelers player since LB James Farrior had 17 on December 3, 2006 vs. Tampa Bay.

12/16 at Dallas: Registered a sack on QB Tony Romo for a 13-yard loss in the third quarter, giving him two sacks on the season and 19.0 for his career...led the linebackers with seven tackles.

12/23 vs. Cincinnati: Led the team with 10 tackles...registered 2.0 sacks on QB Andy Dalton, marking his fifth career game with at least 2.0 sacks, and first since 10/17/10 vs. Cleveland...marked his second career two-sack game against the Bengals (10/19/08 at Cincinnati)...marked the fourth time he registered at least 1.0 sack in back-to-back weeks, and the first time since Weeks 16-17 of the 2011 season.

12/30 vs. Cleveland: Recorded 2.0 sacks on consecutive plays with less than two minutes remaining in the game...the first was an eight-yard loss on a third-and-one...the second was a sack and forced fumble...marked his second forced fumble of the season and ninth of

his career...tied for the team-lead with 6.0 sacks on the season, which are the second-most sacks he recorded in any regular season...registered 2.0 or more sacks in back-to-back games for the first time in his career.

2011 (16-16/1-1): Started all 16 games for the first time in his career...also started the lone postseason contest...started 12 games at RILB and four at ROLB in place of injured LB James Harrison (Weeks 5-8)...finished third on the team with 91 tackles...added five special teams tackles.

9/11 at Baltimore: Had a team-high 10 tackles.

9/18 vs. Seattle: Recorded seven tackles...was part of a defense that held the Seahawks to 164 total yards and had 5.0 sacks.

9/25 at Indianapolis: Registered four tackles and one QB pressure...added two pass breakups.

10/9 vs. Tennessee: Made his 35th career start, replacing injured LB James Harrison at ROLB...had five tackles and one pass breakup...was part of a defense that held the Titans to 66 yards rushing.

10/23 at Arizona: Recorded four tackles and two QB pressures.

10/30 vs. New England: Played in his 70th career game, starting his fourth consecutive game in place of the injured Harrison at ROLB...had two tackles...was part of a defense that held the Patriots to 43 yards rushing.

11/6 vs. Baltimore: Started at RILB...had two tackles and one QB pressure.

11/13 at Cincinnati: Recorded his first interception of the season early in the fourth quarter...added five tackles and one special teams tackle.

11/27 at Kansas City: Totaled 10 tackles...added one special teams tackle.

12/8 vs. Cleveland: Tallied 10 tackles and one QB pressure...was part of a defense that held the Browns to three points.

12/24 vs. St. Louis: Recorded a team-high nine tackles, one QB pressure and one pass breakup...recorded his first sack of the season for minus-11 yards...added one special teams tackle.

1/1 at Cleveland: Started at RILB...had five tackles and one pass breakup...recorded his second sack of the season for minus-two yards...marked the third time in

his career he registered at least 1.0 sack in back-to-back games (games 5-6 and 10-11 in 2009)...added one special teams tackle...forced his first career fumble on special teams.

AFC Wild Card Game 1/8 at Denver: Started at RILB...had six tackles and one QB pressure.

2010 (16-15/3-3): Saw action in all 16 regular-season games, starting 15 of them...led the team with 149 tackles...had 3.0 sacks, two forced fumbles, two fumble recoveries and had seven pass breakups...added four special teams tackles...was part of a defense that held its opponents to an NFL-best and Steelers' team-record 62.8 rushing yards per game...started all three postseason contests...tied the team-lead in tackles with 21...added two pass breakups and one special teams tackle.

9/12 vs. Atlanta: Had 11 tackles and one QB pressure...also had one special teams tackle.

9/19 at Tennessee: Had a then career-high 15 tackles...also forced his first fumble of the season.

9/26 at Tampa Bay: Finished with a team best 12 tackles...posted his first sack of the season in the second quarter.

10/3 vs. Baltimore: Played in his 50th career game...tied career-high with 15 tackles...recovered his first fumble of the season and third of his career...was a part of a defense that limited the Ravens to 70 yards rushing and forced two turnovers...had two special teams tackles.

10/17 vs. Cleveland: Named AFC Defensive Player of the Week for Week 6...tied for a team-high with 14 tackles...had 2.0 sacks and an interception, the second interception of his career.

10/31 at New Orleans: Finished with a game-high 11 tackles...had two QB pressures.

11/8 at Cincinnati: Had seven tackles...recorded his second interception of the season...had two pass breakups.

11/21 vs. Oakland: Had four tackles and one pass breakup...recovered his second fumble of the season in the second quarter...was part of a defense that had 6.0 sacks and forced three Oakland turnovers.

11/28 at Buffalo: Did not start, but played at line-backer...had a team-high nine tackles.

LAWRENCE TIMMONS

12/5 at Baltimore: Logged nine tackles and one QB pressure...was a part of a defense that held the Ravens to less than 50 yards rushing and had 4.0 sacks.

12/12 vs. Cincinnati: Had nine tackles and one QB pressure...was part of a defense that held Cincinnati to 34 yards rushing, had 3.0 sacks and forced three turnovers.

1/2 at Cleveland: Started his 30th career game at LB...had a team-high 10 tackles, three QB pressures and one pass breakup...was part of a defense that held the Browns to 43 yards rushing, had 4.0 sacks and forced three Browns' interceptions.

AFC Divisional Game 1/15 vs. Baltimore: Played in his fifth career postseason contest and made his first postseason start at LB...had a team-high nine tackles and two QB pressures...was part of a defense that held the Ravens to 35 yards rushing, had 5.0 sacks and forced three turnovers...added one special teams tackle.

AFC Championship Game 1/23 vs. N.Y. Jets: Had nine tackles...recorded one QB pressure and two pass breakups.

Super Bowl XLV 2/6 vs. Green Bay: Had three tackles...was part of a defense that held the Packers to 55 yards rushing.

2009 (14-13): Played in 14 games, starting 13...had 86 tackles and a career-high seven sacks...forced two fumbles...had five special teams tackles...missed two games because of a hamstring injury (9/10 vs. Tennessee and 11/9 at Denver).

9/27 at Cincinnati: Made his first start of the year at LB...finished with five tackles (three solo), one pass defended and one QB pressure...had one tackle on special teams.

10/11 at Detroit: Recorded seven tackles, one QB pressure and one sack.

10/18 vs. Cleveland: Registered four tackles, 2.0 sacks and two forced fumbles.

10/25 vs. Minnesota: Left game with an ankle injury.

11/15 vs. Cincinnati: Recorded 11 tackles.

11/22 at Kansas City: Tallied four tackles, three pressures and 1.0 sack.

11/29 at Baltimore: Registered seven tackles, 2.0 sacks and one forced fumble.

12/10 at Cleveland: Registered a season-high 13 tackles.

12/20 vs. Green Bay: Recorded four solo tackles and two pressures.

1/3 at Miami: Recorded seven tackles, one pass breakup and 1.0 sack.

2008 (16-2/3-0): Played in all 16 regular-season games and made his first two NFL starts...recorded his first NFL interception at New England on November 30 and returned it 89 yards, the third-longest interception return in team history...made seven tackles on special teams...played in all three postseason games...made three postseason tackles on special teams...forced the first fumble of his postseason career against the Ravens in the AFC Championship Game.

9/29 vs. Baltimore: Recorded three solo tackles, including his first career sack of QB Joe Flacco in overtime...also had one pass defended and one solo tackle on special teams.

10/19 at Cincinnati: Registered 2.0 sacks...added one QB pressure...had one tackle on special teams.

11/3 at Washington: Finished with four tackles and 1.0 sack.

11/9 vs. Indianapolis: Made his first career start at OLB in place of injured LB LaMarr Woodley...finished second on the team with six tackles.

11/30 at New England: Registered his first career interception, which he returned 89 yards to the Patriots' one-yard line in the fourth quarter.

12/7 vs. Dallas: Had one tackle on special teams...recovered one fumble on special teams.

12/14 at Baltimore: Forced the first fumble of his career when he sacked QB Joe Flacco on the Ravens' next-to-last-possession, knocking them out of field goal range...had one tackle on special teams.

12/28 vs. Cleveland: Made his second career start at OLB in place of injured LB James Harrison...recorded 12 tackles...had one tackle on special teams.

AFC Championship Game 1/18 vs. Baltimore: Recovered the first fumble of his postseason career late in the fourth quarter...had one tackle on special teams.

Super Bowl XLIII 2/1 vs. Arizona: Made four tackles and recorded one tackle on special teams.

2007 (16-0-1-0): Appeared in all 16 games and the playoff loss to Jacksonville...made NFL debut at Cleveland in Week 1...tied for second on team with 12 special teams tackles.

9/9 at Cleveland: Saw most of his action on special teams where he made one tackle.

9/16 vs. Buffalo: Saw action on special teams and logged three special teams tackles.

9/23 vs. San Francisco: Registered two special teams tackles.

10/7 vs. Seattle: Logged one special teams tackle.

11/5 vs. Baltimore: Saw extensive action on special teams and recovered his first career fumble on special teams on a fumble forced by LB James Harrison.

11/18 at N.Y. Jets: Registered one special teams tackle.

11/26 vs. Miami: Saw extensive action on defense and special teams...recovered the first defensive fumble of his career.

12/2 vs. Cincinnati: Totaled two special teams tackles.

12/16 vs. Jacksonville: Played on special teams and managed one special teams tackle.

12/20 at St. Louis: Saw action on special teams and finished with one special teams tackle.

AFC Wild Card Game 1/5 vs. Jacksonville: Saw action in his first postseason game.

COLLEGE Named to *Street & Smith's* All-American preseason list in 2006...started 13 contests in 38 games at Florida State...he finished his career with 126 tackles (70 solo), eight sacks for minus-46 yards and 22.5 stops for losses of 90 yards...he was credited with eight quarterback pressures and recovered two fumbles, returning one 36 yards for a score...he had a 22-yard interception return for a touchdown and seven pass deflections...he caused two fumbles, blocked four kicks and gained 94 yards with

a touchdown on three blocked punt returns (31.3 avg.)...blocked four kicks during his career...blocked two extra point attempts (vs. Duke and Clemson) in 2006 that were both returned for defensive scores, marking the first time in ACC history that a team did that twice in the same season. **2006:** All-American third-team and All-Atlantic Coast Conference first-team selection by *The NFL Draft Report*...started all 13 games at strong-side outside linebacker, ranking second on the team with 79 tackles (42 solo)...registered five sacks for minus 29 yards and two pressures...deflected six passes and blocked two kicks...scored on a 22-yard interception return, a 36-yard fumble recovery and 25 yards on a blocked punt. **2005:** Played behind Ernie Sims at strong-side outside linebacker, but also excelled on the special teams coverage units...recorded 35 tackles (17 solo) with three sacks for minus 17 yards and six pressures in 13 games...recovered a fumble and caused two others...blocked two punts for 69 yards in returns and deflected one pass. **2004:** One of 10 true freshmen to letter for the Seminoles, as he appeared mostly on special teams in 12 games...recorded 12 tackles (11 solo) with a stop for a two-yard loss.

PERSONAL Attended Wilson High School (Florence, S.C.), where he was rated the fourth-best outside linebacker in the country by Rivals.com and named to Prep Star's Top 100 team, in addition to picking up Super Prep Elite 50 honors as a senior...earned Defensive Player of the Year honors and was the top prep prospect in the state of South Carolina his final campaign...played in the 2003 Shrine Bowl of the Carolinas that pitted the high school all-stars from North Carolina and the all-stars from South Carolina...earned All-State first-team accolades in 2004 after amassing over 150 tackles and two sacks on defense and also caught 47 passes for over 800 yards and five touchdowns as a senior tight end...added All-State honors as a junior tight end with 42 grabs for 680 yards and 14 touchdowns, as he also recorded 95 tackles and four sacks...has two sisters, Valerie Mitchell and Lakendra Timmons...son of Audrey and Lindsey Timmons... Full name: Lawrence Olajuwon Timmons.

> TIMMONS' 2014 GAME-BY-GAME STATISTICS

Date	Opponent	GP	GS	T	AT	TOT	Sacks	Yds	Int/Yds	PD	FF	FR
9/7	CLEVELAND	1	1	6	2	8	0.0	0.0	0/0	1	0	0
9/11	at Baltimore	1	1	10	2	12	0.0	0.0	0/0	0	0	0
9/21	at Carolina	1	1	5	3	8	0.0	0.0	0/0	0	0	0
9/28	TAMPA BAY	1	1	7	3	10	0.0	0.0	0/0	0	0	0
10/5	at Jacksonville	1	1	8	3	11	0.0	0.0	0/0	0	0	0
10/12	at Cleveland	1	1	5	5	10	0.0	0.0	0/0	0	0	0

LAWRENCE TIMMONS

> TIMMONS' 2014 GAME-BY-GAME STATISTICS (Continued)

Date	Opponent	GP	GS	T	AT	TOT	Sacks	Yds	Int/Yds	PD	FF	FR
10/20	HOUSTON	1	1	11	1	12	1.0	1.0	0/0	0	0	0
10/26	INDIANAPOLIS	1	1	3	1	4	0.0	0.0	0/0	0	0	0
11/2	BALTIMORE	1	1	7	4	11	1.0	10.0	0/0	0	0	0
11/9	at N.Y. Jets	1	1	7	6	13	0.0	0.0	0/0	0	0	0
11/17	at Tennessee	1	1	3	0	3	0.0	0.0	0/0	0	0	0
11/30	NEW ORLEANS	1	1	3	2	5	0.0	0.0	0/0	0	0	0
12/7	at Cincinnati	1	1	2	3	5	0.0	0.0	0/0	1	0	0
12/14	at Atlanta	1	1	2	3	5	0.0	0.0	0/0	0	0	0
12/21	KANSAS CITY	1	1	9	4	13	0.0	0.0	0/0	0	0	0
12/28	CINCINNATI	1	1	7	4	11	0.0	0.0	0/0	0	0	0
SEASON TOTALS		16	16	95	46	141	2.0	11.0	0/0	2	0	0

POSTSEASON

1/3	BALTIMORE	1	1	3	4	7	0.0	0.0	0/0	0	0	0
POSTSEASON TOTALS		1	1	3	4	7	0.0	0.0	0/0	0	0	0

> TIMMONS' 2013 GAME-BY-GAME STATISTICS

Date	Opponent	GP	GS	T	AT	TOT	Sacks	Yds	Int/Yds	PD	FF	FR
9/8	TENNESSEE	1	1	6	5	11	0.0	0.0	0/0	0	0	0
9/16	at Cincinnati	1	1	7	1	8	0.0	0.0	0/0	0	0	0
9/22	CHICAGO	1	1	7	3	10	0.0	0.0	0/0	1	0	0
9/29	vs. Minnesota	1	1	3	4	7	0.0	0.0	0/0	1	0	0
10/13	at N.Y. Jets	1	1	6	4	10	0.0	0.0	1/23	0	0	0
10/20	BALTIMORE	1	1	17	3	20	0.0	0.0	0/0	0	0	0
10/27	at Oakland	1	1	5	7	12	0.0	0.0	0/0	0	1	0
11/3	at New England	1	1	4	4	8	0.0	0.0	0/0	0	0	0
11/10	BUFFALO	1	1	8	1	9	1.0	5.0	0/0	0	0	0
11/17	DETROIT	1	1	5	1	6	0.0	0.0	0/0	0	0	1
11/24	at Cleveland	1	1	5	2	7	0.0	0.0	0/0	0	0	0
11/28	at Baltimore	1	1	6	3	9	0.0	0.0	0/0	0	0	0
12/8	MIAMI	1	1	4	2	6	0.0	0.0	0/0	0	0	0
12/15	CINCINNATI	1	1	5	5	10	0.0	0.0	0/0	0	0	0
12/22	at Green Bay	1	1	8	2	10	1.0	7.0	0/0	0	0	0
12/29	CLEVELAND	1	1	9	3	12	1.0	12.0	1/3	0	0	0
SEASON TOTALS		16	16	105	50	155	3.0	24.0	2/26	2	1	1

> TIMMONS' 2012 GAME-BY-GAME STATISTICS

Date	Opponent	GP	GS	T	AT	TOT	Sacks	Yds	Int/Yds	PD	FF	FR
9/9	at Denver	1	1	3	2	5	0.0	0.0	0/0	0	0	0
9/16	N.Y. JETS	1	1	5	1	6	0.0	0.0	0/0	1	0	0
9/23	at Oakland	1	1	5	4	9	0.0	0.0	0/0	0	0	0
10/7	PHILADELPHIA	1	1	5	0	5	0.0	0.0	0/0	0	1	0
10/11	at Tennessee	1	1	5	3	8	0.0	0.0	1/4	0	0	0
10/21	at Cincinnati	1	1	6	4	10	0.0	0.0	0/0	0	0	0
10/28	WASHINGTON	1	1	3	1	4	0.0	0.0	0/0	0	0	0
11/4	at N.Y. Giants	1	1	4	3	7	1.0	11.0	0/0	0	0	0
11/12	KANSAS CITY	1	1	4	3	7	0.0	0.0	1/23	2	0	0
11/18	BALTIMORE	1	1	5	5	10	0.0	0.0	0/0	0	0	0
11/25	at Cleveland	1	1	9	4	13	0.0	0.0	1/53t	0	0	0
12/2	at Baltimore	1	1	4	4	8	0.0	0.0	0/0	0	0	0
12/9	SAN DIEGO	1	1	14	3	17	0.0	0.0	0/0	0	0	0
12/16	at Dallas	1	1	6	1	7	1.0	13.0	0/0	0	0	0
12/23	CINCINNATI	1	1	8	2	10	2.0	11.0	0/0	0	0	0
12/30	CLEVELAND	1	1	7	1	8	2.0	16.0	0/0	0	1	1
SEASON TOTALS		16	16	93	41	134	6.0	51.0	3/80	3	2	1

> TIMMONS' 2011 GAME-BY-GAME STATISTICS

Date	Opponent	GP	GS	T	AT	TOT	Sacks	Yds	Int/Yds	PD	FF	FR
9/11	at Baltimore	1	1	10	0	10	0.0	0.0	0/0	0	0	0
9/18	SEATTLE	1	1	5	2	7	0.0	0.0	0/0	0	0	0
9/25	at Indianapolis	1	1	3	1	4	0.0	0.0	0/0	2	0	0
10/2	at Houston	1	1	3	2	5	0.0	0.0	0/0	1	0	0
10/9	TENNESSEE	1	1	4	1	5	0.0	0.0	0/0	1	0	0
10/16	JACKSONVILLE	1	1	0	1	1	0.0	0.0	0/0	0	0	0
10/23	at Arizona	1	1	4	0	4	0.0	0.0	0/0	0	0	0
10/30	NEW ENGLAND	1	1	2	0	2	0.0	0.0	0/0	0	0	0
11/6	BALTIMORE	1	1	1	1	2	0.0	0.0	0/0	0	0	0
11/13	at Cincinnati	1	1	4	1	5	0.0	0.0	1/0	0	0	0
11/27	at Kansas City	1	1	9	1	10	0.0	0.0	0/0	0	0	0
12/4	CINCINNATI	1	1	4	2	6	0.0	0.0	0/0	0	0	0
12/8	CLEVELAND	1	1	7	3	10	0.0	0.0	0/0	0	0	0
12/19	at San Francisco	1	1	6	0	6	0.0	0.0	0/0	0	0	0
12/24	ST. LOUIS	1	1	7	2	9	1.0	11.0	0/0	1	0	0
1/1	at Cleveland	1	1	5	0	5	1.0	2.0	0/0	1	0	0
SEASON TOTALS		16	16	74	17	91	2.0	13.0	1/0	6	0	0

POSTSEASON

1/8	at Denver	1	1	5	1	6	0.0	0.0	0/0	0	0	0
POSTSEASON TOTALS		1	1	5	1	6	0.0	0.0	0/0	0	0	0

> TIMMONS' 2010 GAME-BY-GAME STATISTICS

Date	Opponent	GP	GS	T	AT	TOT	Sacks	Yds	Int/Yds	PD	FF	FR
9/12	ATLANTA	1	1	7	4	11	0.0	0.0	0/0	0	0	0
9/19	at Tennessee	1	1	13	2	15	0.0	0.0	0/0	0	1	0
9/26	at Tampa Bay	1	1	5	7	12	1.0	0.0	0/0	1	0	0
10/3	BALTIMORE	1	1	10	5	15	0.0	0.0	0/0	0	0	1
10/17	CLEVELAND	1	1	10	4	14	2.0	10.0	1/5	0	0	0
10/24	at Miami	1	1	4	1	5	0.0	0.0	0/0	1	0	0
10/31	at New Orleans	1	1	9	2	11	0.0	0.0	0/0	0	0	0
11/8	at Cincinnati	1	1	4	3	7	0.0	0.0	1/0	2	0	0
11/14	NEW ENGLAND	1	1	4	0	4	0.0	0.0	0/0	1	0	0
11/21	OAKLAND	1	1	2	2	4	0.0	0.0	0/0	1	0	1
11/28	at Buffalo	1	0	7	2	9	0.0	0.0	0/0	0	0	0
12/5	at Baltimore	1	1	2	7	9	0.0	0.0	0/0	0	0	0
12/12	CINCINNATI	1	1	2	7	9	0.0	0.0	0/0	0	0	0
12/19	N.Y. JETS	1	1	9	0	9	0.0	0.0	0/0	0	0	0
12/23	CAROLINA	1	1	3	2	5	0.0	0.0	0/0	0	0	0
1/2	at Cleveland	1	1	9	1	10	0.0	0.0	0/0	1	1	0
SEASON TOTALS		16	15	100	49	149	3.0	10.0	2/5	7	2	2

POSTSEASON

1/15	BALTIMORE	1	1	6	3	9	0.0	0.0	0/0	0	0	0
1/23	N.Y. JETS	1	1	7	2	9	0.0	0.0	0/0	2	0	0
2/6	vs. Green Bay	1	1	3	0	3	0.0	0.0	0/0	0	0	0
POSTSEASON TOTALS		3	3	16	5	21	0.0	0.0	0/0	2	0	0

> TIMMONS' 2009 GAME-BY-GAME STATISTICS

Date	Opponent	GP	GS	T	AT	TOT	Sacks	Yds	Int/Yds	PD	FF	FR
9/10	TENNESSEE						INACTIVE					
9/20	at Chicago	1	0	2	0	2	0.0	0.0	0/0	2	0	0
9/27	at Cincinnati	1	1	3	2	5	0.0	0.0	0/0	1	0	0
10/4	SAN DIEGO	1	1	2	0	2	0.0	0.0	0/0	2	0	0
10/11	at Detroit	1	1	6	1	7	1.0	13.0	0/0	0	0	0
10/18	CLEVELAND	1	1	3	1	4	2.0	16.0	0/0	0	2	0
10/25	MINNESOTA	1	1	7	1	8	0.0	0.0	0/0	0	0	0
11/9	at Denver						INACTIVE					
11/15	CINCINNATI	1	1	5	6	11	0.0	0.0	0/0	0	0	0
11/22	at Kansas City	1	1	4	0	4	1.0	10.0	0/0	0	1	0

LAWRENCE TIMMONS

> TIMMONS' 2009 GAME-BY-GAME STATISTICS (Continued)

Date	Opponent	GP	GS	T	AT	TOT	Sacks	Yds	Int/Yds	PD	FF	FR
11/29	at Baltimore	1	1	7	0	7	2.0	19.0	0/0	0	1	0
12/6	OAKLAND	1	1	3	5	8	0.0	0.0	0/0	2	0	0
12/10	at Cleveland	1	1	9	4	13	0.0	0.0	0/0	0	0	0
12/20	GREEN BAY	1	1	4	0	4	0.0	0.0	0/0	0	0	0
12/27	BALTIMORE	1	1	3	1	4	0.0	0.0	0/0	1	0	0
1/3	at Miami	1	1	4	3	7	1.0	9.0	0/0	1	0	0
SEASON TOTALS		14	13	62	24	86	7.0	67.0	0/0	6	4	0

> TIMMONS' 2008 GAME-BY-GAME STATISTICS

Date	Opponent	GP	GS	T	AT	TOT	Sacks	Yds	Int	PD	FF	FR
9/7	HOUSTON	1	0	3	1	4	0.0	0.0	0/0	0	0	0
9/14	at Cleveland	1	0	1	1	2	0.0	0.0	0/0	0	0	0
9/21	at Philadelphia	1	0	3	0	3	0.0	0.0	0/0	0	0	0
9/29	BALTIMORE	1	0	3	0	3	1.0	3.0	0/0	1	0	0
10/5	at Jacksonville	1	0	2	1	3	0.0	0.0	0/0	0	0	0
10/19	at Cincinnati	1	0	6	3	9	2.0	12.0	0/0	0	0	0
10/26	N.Y. GIANTS	1	0	0	2	2	0.0	0.0	0/0	0	0	0
11/3	at Washington	1	0	3	1	4	1.0	14.0	0/0	0	0	0
11/9	INDIANAPOLIS	1	1	4	2	6	0.0	0.0	0/0	0	0	0
11/16	SAN DIEGO	1	0	2	1	3	0.0	0.0	0/0	0	0	0
11/20	CINCINNATI	1	0	2	1	3	0.0	0.0	0/0	0	0	0
11/30	at New England	1	0	3	2	5	0.0	0.0	1/89	0	0	0
12/7	DALLAS	1	0	2	1	3	0.0	0.0	0/0	0	0	1
12/14	at Baltimore	1	0	5	1	6	1.0	14.0	0/0	0	1	0
12/21	at Tennessee	1	0	3	0	3	0.0	0.0	0/0	0	0	0
12/28	CLEVELAND	1	1	7	5	12	0.0	0.0	0/0	0	0	0
SEASON TOTALS		16	2	49	22	71	5.0	43.0	1/89	1	1	1

POSTSEASON

1/11	SAN DIEGO	1	0	2	0	2	0.0	0.0	0/0	0	0	0
1/18	BALTIMORE	1	0	4	1	5	0.0	0.0	0/0	0	0	1
2/1	vs. Arizona	1	0	4	0	4	0.0	0.0	0/0	0	0	0
POSTSEASON TOTALS		3	0	10	1	11	0.0	0.0	0/0	0	0	1

> TIMMONS' 2007 GAME-BY-GAME STATISTICS

Date	Opponent	GP	GS	T	AT	TOT	Sacks	Yds	Int	PD	FF	FR
9/9	at Cleveland	1	0	0	0	0	0.0	0.0	0/0	0	0	0
9/16	BUFFALO	1	0	0	0	0	0.0	0.0	0/0	0	0	0
9/23	SAN FRANCISCO	1	0	0	0	0	0.0	0.0	0/0	0	0	0
9/30	at Arizona	1	0	0	0	0	0.0	0.0	0/0	0	0	0
10/7	SEATTLE	1	0	0	0	0	0.0	0.0	0/0	0	0	0
10/21	at Denver	1	0	0	0	0	0.0	0.0	0/0	0	0	0
10/28	at Cincinnati	1	0	0	0	0	0.0	0.0	0/0	0	0	0
11/5	BALTIMORE	1	0	0	0	0	0.0	0.0	0/0	0	0	0
11/11	CLEVELAND	1	0	0	0	0	0.0	0.0	0/0	0	0	0
11/18	at N.Y. Jets	1	0	0	0	0	0.0	0.0	0/0	0	0	0
11/26	MIAMI	1	0	1	1	2	0.0	0.0	0/0	0	0	1
12/2	CINCINNATI	1	0	0	0	0	0.0	0.0	0/0	0	0	0
12/9	at New England	1	0	0	0	0	0.0	0.0	0/0	0	0	0
12/16	JACKSONVILLE	1	0	0	0	0	0.0	0.0	0/0	0	0	0
12/20	at St. Louis	1	0	0	0	0	0.0	0.0	0/0	0	0	0
12/30	at Baltimore	1	0	0	0	0	0.0	0.0	0/0	0	0	0
SEASON TOTALS		16	0	1	1	2	0.0	0.0	0/0	0	0	1

POSTSEASON

1/8	JACKSONVILLE	1	0	0	0	0	0.0	0.0	0/0	0	0	0
POTSEASON TOTALS		1	0	0	0	0	0.0	0.0	0/0	0	0	0

> TIMMONS' CAREER TOTALS (Continued)

REGULAR SEASON

Year	Team	GP	GS	T	AT	TOT	Sacks	Yds	Int/Yds	PD	FF	FR
2007	Pittsburgh	16	0	1	1	2	0.0	0.0	0/0	0	0	1
2008	Pittsburgh	16	2	49	22	71	5.0	43.0	1/89	1	1	1
2009	Pittsburgh	14	13	62	24	86	7.0	67.0	0/0	6	4	0
2010	Pittsburgh	16	15	100	49	149	3.0	10.0	2/5	7	2	2
2011	Pittsburgh	16	16	74	17	91	2.0	13.0	1/0	6	0	0
2012	Pittsburgh	16	16	93	41	134	6.0	51.0	3/80	3	2	1
2013	Pittsburgh	16	16	105	50	155	3.0	24.0	2/26	2	1	1
2014	Pittsburgh	16	16	95	46	141	2.0	11.0	0/0	2	0	0
NFL TOTALS		126	94	579	250	829	28.0	219.0	9/200	27	10	6

Career Special Teams Tackles (33): 12 in '07, 7 in '08, 5 in '09, 4 in '10 and 5 in '11.

Additional Statistics: Recovered a fumble on special teams in 2007 and forced a fumble on special teams in 2011...returned an interception 53 yards for his first career touchdown on 11/25/13 at Cleveland.

REGULAR-SEASON SINGLE-GAME HIGHS:

Total Tackles: 20, vs. Baltimore, 10/20/13; **Solo Tackles:** 17, vs. Baltimore, 10/20/13; **Sacks:** 2, six times, last vs. Cleveland, 12/30/12; **Sack Yards:** 19.0, at Baltimore, 11/29/09; **Interceptions:** 1, nine times, last at Cleveland, 12/29/13; **Interception Yards:** 89, at New England, 11/30/08; **Passes Defended:** 2, six times, last vs. Kansas City, 11/12/12; **Forced Fumbles:** 2, at Cleveland, 10/18/09; **Fumble Recoveries:** 1, six times, last vs. Detroit, 11/17/13.

POSTSEASON

Year	Team	GP	GS	T	AT	TOT	Sacks	Yds	Int/Yds	PD	FF	FR
2007	Pittsburgh	1	0	0	0	0	0.0	0.0	0/0	0	0	0
2008	Pittsburgh	3	0	10	1	11	0.0	0.0	0/0	0	0	1
2010	Pittsburgh	3	3	16	5	21	0.0	0.0	0/0	2	0	0
2011	Pittsburgh	1	1	5	1	6	0.0	0.0	0/0	0	0	0
2014	Pittsburgh	1	1	3	4	7	0.0	0.0	0/0	0	0	0
NFL TOTALS		9	5	34	11	45	0.0	0.0	0/0	2	0	1

Career Postseason Special Teams Tackles (4): 3 in '08 and 1 in '10.



> Stephon Tuitt DE

HEIGHT: 6-5

WEIGHT: 303

COLLEGE: Notre Dame

BORN: May 23, 1993

BIRTHPLACE: Miami, Fla.

HOW ACQUIRED: D2 - '14 (#46)

NFL EXPERIENCE: 2nd year

PRO

(16-4-1-1): Drafted by the Steelers in the second round (46th overall) of the 2014 NFL Draft.

2014

(16-4-1-1): Saw action on the defensive line and on special teams in all 16 games with four starts (Weeks 14-17) in the regular season... started in his postseason debut in the AFC Wild Card Game vs. Baltimore.

9/7 vs. Cleveland: Made his NFL debut...recorded his first career tackle.

11/2 vs. Baltimore: Recorded a career-best two tackles.

12/7 at Cincinnati: Made his first career start.

12/21 vs. Kansas City: Recorded his first career forced fumble on RB Jamaal Charles that was recovered by LB Vince Williams...also registered his first career sack at the two-minute warning in the fourth quarter.

AFC Wild Card Game 1/3 vs. Baltimore: Recovered his first career fumble in the postseason.

COLLEGE

Started 29-of-35 games at Notre Dame, including his final 26 at left defensive end and his first three starting assignments at left tackle...finished with 127 tackles (59 solo), 21.5 sacks for minus-163 yards, 25.0 TFLs for 176 yards and 27 quarterback pressures...caused four fumbles and recovered another that he advanced 77 yards for a

STEPHON TUITT

touchdown...deflected four passes, intercepted another in the end zone for a score and blocked one kick...his 21.5 sacks rank fourth in school history...ranks second on the team's single-season sack list, as he posted 12.0 sacks in 2012...his 77-yard fumble return for a touchdown vs. Navy in 2012 was the second-longest in school history...majored in anthropology. **2013:** Started all 13 games at left defensive end...ranked sixth on the team with a career-high 50 tackles (24 solo), leading the team for the second consecutive year with 7.5 sacks for minus-56 yards and nine TFLs totaling 62 yards...credited with 13 quarterback pressures, as he caused one fumble, scored on an interception and deflected two passes...recipient of the Notre Dame Moose Krause Lineman of the Year...also on the watch lists for the Maxwell Award and Bednarik Award...recorded an interception return for touchdown vs. Michigan, becoming the first Irish defensive player with a fumble and interception return for touchdown in a career since Tommy Zbikowski (2004-07)...recorded the fourth multiple-sack game of his career in 2013, which ranks third in school history for most career multi-sack games. **2012:** Named All-American first-team by ESPN.com, Athlon Sports, *Sports Illustrated* and CBS Sports, adding second-team accolades from the Walter Camp Foundation, the Associated Press and *Sporting News*, along with honorable mention from *Pro Football Weekly*...added to the watch lists for the Maxwell Award, Bednarik Award and Ted Hendricks Award...started all 13 games at left defensive end, recording 47 tackles (24 solo), as he led the team

with 12.0 sacks (second on the school season-record chart) for minus-89 yards and 13 TFLs for 93 yards...credited with nine quarterback pressures...returned a fumble recovery 77 yards for a touchdown and caused three fumbles...also deflected one pass and blocked a kick...his 77-yard fumble recovery was the second-longest in team history. **2011:** Saw action in nine games, starting three...tallied 26 of 30 tackles (11 solo) over the final six games played...recorded two sacks for minus-18 yards, three TFLs for 21 yards, five QB pressures and a pass deflection.

PERSONAL

Attended Monroe Area High School [Monroe, Ga.], playing football for head coach Matt Figg...rated 38th nationally on *Sports Illustrated* list of top players during his senior season...named Georgia Class 3A all-state first-team by the *Atlanta Journal-Constitution* in 2010...one of four Georgia players to be named to All-Southern team by the *Orlando Sentinel*, as a defensive end, but also performed at tight end...led Monroe High to an 11-2 record and a third-round appearance in the Georgia Class AAA state playoffs during his senior season, after the team had finished a combined 0-20 the previous two seasons...received first-team all-Georgia Region 8-AAA accolades after he posted 56 tackles, 24 stops-for-loss, 10 sacks, four forced fumbles and two fumbles recovered...closed out his career by playing in U.S. Army All-American Bowl in San Antonio and in the Team USA vs. The World All-Star Game in Austin, Texas...son of Tamara Tuitt...Full name: Stephon Jakiel Tuitt.

TUITT'S 2014 GAME-BY-GAME STATISTICS

Date	Opponent	GP	GS	T	AT	TOT	Sacks	Yds	Int/Yds	PD	FF	FR
9/7	CLEVELAND	1	0	0	1	1	0.0	0.0	0/0	0	0	0
9/11	at Baltimore	1	0	0	0	0	0.0	0.0	0/0	0	0	0
9/21	at Carolina	1	0	0	0	0	0.0	0.0	0/0	0	0	0
9/28	TAMPA BAY	1	0	0	0	0	0.0	0.0	0/0	0	0	0
10/5	at Jacksonville	1	0	0	0	0	0.0	0.0	0/0	0	0	0
10/12	at Cleveland	1	0	0	1	1	0.0	0.0	0/0	0	0	0
10/20	HOUSTON	1	0	0	0	0	0.0	0.0	0/0	0	0	0
10/26	INDIANAPOLIS	1	0	0	0	0	0.0	0.0	0/0	0	0	0
11/2	BALTIMORE	1	0	1	1	2	0.0	0.0	0/0	0	0	0
11/9	at N.Y. Jets	1	0	0	1	1	0.0	0.0	0/0	0	0	0
11/17	at Tennessee	1	0	0	0	0	0.0	0.0	0/0	0	0	0
11/30	NEW ORLEANS	1	0	1	0	1	0.0	0.0	0/0	0	0	0
12/7	at Cincinnati	1	1	1	1	2	0.0	0.0	0/0	0	0	0
12/14	at Atlanta	1	1	2	1	3	0.0	0.0	0/0	0	0	0
12/21	KANSAS CITY	1	1	3	0	3	1.0	4.0	0/0	0	1	0
12/28	CINCINNATI	1	1	3	0	3	0.0	0.0	0/0	0	0	0
SEASON TOTALS		16	4	11	6	17	1.0	4.0	0/0	0	1	0
POSTSEASON												
1/3	BALTIMORE	1	1	2	0	2	0.0	0.0	0/0	0	0	1
POSTSEASON TOTALS		1	1	2	0	2	0.0	0.0	0/0	0	0	1



> Mitchell Van Dyk 07

HEIGHT: 6-7
WEIGHT: 299
COLLEGE: Portland State
BORN: Jan. 2, 1991

BIRTHPLACE: Paso Robles, Calif.
HOW ACQUIRED: FA - '15
NFL EXPERIENCE: 1st year

PRO (0-0/0-0): Signed a Reserve/Future contract with the Steelers on January 15, 2015... released by the St. Louis Rams on August 30, 2014... originally drafted by the Rams in the seventh round (226th overall) of the 2014 NFL Draft.

COLLEGE Started 31-of-37 games he played in over his four year career at Portland State...majored in criminology and criminal justice. **2013:** Played in 12 games with 11 starts...named to Big Sky All-Conference first team...member of one of the most productive offenses in Portland State history as the team set single-season school records in total yards [6,486], rushing yards [3,330], rushing average per game [6.0] and total offense per game [540.5]. **2012:** Started 10-of-11 games and received All-Big Sky Conference honorable mention honors...

named Portland State's Most Outstanding Offensive Lineman...part of an offensive line that allowed only seven sacks all season [ranked fourth in the nation], while averaging 438.7 yards and 34.8 points per game. **2011:** Started all 11 games for the Big Sky's best rushing offense as the team set a then school record with 2,726 rushing yards. **2010:** Played three games as a reserve lineman. **2009:** Redshirted and did not see any game action.

PERSONAL Attended Paso Robles High School (Paso Robles, Calif.)...three-year letter winner who earned All-League two seasons and All-County honors as a senior...also lettered three times in track, throwing the discus and shot put...son of Mark and Elizabeth Van Dyk...Full name: Mitchell Owen Van Dyk.



> Ross Ventrone 3

HEIGHT: 5-8
WEIGHT: 195
COLLEGE: Villanova
BORN: Sept. 27, 1986

BIRTHPLACE: Bridgeville, Pa.
HOW ACQUIRED: FA - '13
NFL EXPERIENCE: 3rd year

PRO (17-0/1-0): Activated from the Steelers' practice squad to the team's active roster on October 11, 2014...signed to the Steelers' practice squad on August 31, 2014...released by the Steelers on August 30, 2014...signed a Reserve/Future contract with the Steelers on December 31, 2013...signed to the Steelers' practice squad on December 13, 2013...released by the Steelers on August 31, 2013...signed a Reserve/Future contract with the Steelers on January 2, 2013...released by the New England Patriots on August 27, 2012...signed by the Patriots to a future contract on February 7, 2012...added to the Patriots' practice squad on December 28, 2011...cut by the Patriots on December 26, 2011...signed to the Patriots' active roster from the practice squad

on December 17, 2011...added to the Patriots' practice squad on November 24, 2011...released by the Patriots on November 22, 2011...activated from the Patriots' practice squad on November 21, 2011...signed to the Patriots' practice squad on November 17, 2011...released by the Patriots on November 15, 2011...activated from the Patriots' practice squad on November 12, 2011...added to the Patriots' practice squad on November 9, 2011...released by the Patriots on November 3, 2011...signed by the Patriots on October 19, 2011...released by the Patriots on October 17, 2011...activated from the Patriots' practice squad October 8, 2011...added to the Patriots' practice squad on October 4, 2011...released by the Patriots on October 1, 2011...activated from the

ROSS VENTRONE

Patriots' practice squad on September 24, 2011... added to the Patriots' practice squad on September 5, 2011...released by the Patriots on September 3, 2011...signed by the Patriots on August 29, 2011... released by the Patriots on August 9, 2011...signed by the Patriots on January 17, 2011...added to the Patriots' practice squad on October 19, 2010... released by the Patriots on September 4, 2010... signed by the Patriots on August 23, 2010...released by the Patriots on August 15, 2010...originally signed with the Patriots as an undrafted rookie free agent on April 29, 2010.

2014 [9-0/1-0] (Pit): Saw action on special teams in nine games in the regular season...saw action in his postseason debut in the AFC Wild Card Game vs. Baltimore...signed to the Steelers' active roster on October 11, 2014...inactive Weeks 9-10 due to a hamstring injury...totaled seven special teams tackles (two, 10/12 at Cleveland, 10/20 vs. Houston, and one, 10/26 vs. Indianapolis, 12/21 vs. Kansas City and 12/28 vs. Cincinnati).

10/12 at Cleveland: Made his Steelers' debut...saw action for the first time since 2011 as a member of the Patriots (12/24/11 vs. Miami).

10/26 vs. Indianapolis: Left the game in the third quarter with a hamstring injury and did not return.

AFC Wild Card Game 1/3 vs. Baltimore: Totaled his first two career postseason special teams tackles.

2013 [0-0]: Spent time on the Steelers' practice squad.

2012 [0-0]: Not on an NFL Roster.

2011 [8-0] (N.E.): Spent time on the Patriots' practice squad and active roster...recorded one tackle and one special teams tackle in eight games.

9/25 at Buffalo: Made his NFL debut in loss to the Bills.

10/9 vs. N.Y. Jets: Recorded his first career special teams tackle in the Patriots' win over the Jets.

12/24 vs. Miami: Registered his first career tackle in win over the Dolphins.

2010 [0-0]: Signed with the Patriots as an undrafted rookie free agent out of Villanova University...spent the final 11 weeks of the regular season on the practice squad.

COLLEGE Enjoyed a successful career as a three-year starter at Villanova...transferred there from the University of Pittsburgh prior to the start of the 2007 season...finished his career with 198 tackles, 11 passes defended and seven interceptions...also had three sacks and nine TFLs...majored in communications. **2009 (Villanova):** Played in all 15 games for the FCS National Champion Wildcats...recorded 73 tackles and a pair of interceptions on the year...also registered the first three sacks of his career...returned a fumble 59 yards for a score in the season-opening win at Temple...that return was his first career fumble recovery and first career touchdown. **2008 (Villanova):** Played in all 13 games...registered 61 tackles and a team-high four interceptions on the season...had his first multi-interception game of his career in a win at Delaware on 11/22. **2007 (Villanova):** Appeared in all 11 games for the Wildcats...finished the season with 64 tackles, third-best on the team...also had five passes defended and an interception. **2006 (Pitt):** Walk-on for the Panthers...did not see action. **2005 (Pitt):** Redshirted.

PERSONAL Graduate of Chartiers Valley High School (Bridgeville, Pa.)...did not play football until his senior year of high school...also lettered in wrestling and golf...brother, Ray, is a safety for the San Francisco 49ers and sister, Dana, ran track at the University of Buffalo...son of Ray and Denise Ventrone...Full name: Ross Anthony Ventrone.

► VENTRONE'S 2014 GAME-BY-GAME STATISTICS

Date	Opponent	GP	GS	T	AT	TOT	Sacks	Yds	Int/Yds	PD	FF	FR
9/7	CLEVELAND											
9/11	at Baltimore											
9/21	at Carolina											
9/28	TAMPA BAY											
10/5	at Jacksonville											
10/12	at Cleveland	1	0	0	0	0	0.0	0.0	0/0	0	0	0

> VENTRONE'S 2014 GAME-BY-GAME STATISTICS (Continued)

Date	Opponent	GP	GS	T	AT	TOT	Sacks	Yds	Int/Yds	PD	FF	FR
10/20	HOUSTON	1	0	0	0	0	0.0	0.0	0/0	0	0	0
10/26	INDIANAPOLIS	1	0	0	0	0	0.0	0.0	0/0	0	0	0
11/2	BALTIMORE						INACTIVE					
11/9	at N.Y. Jets						INACTIVE					
11/17	at Tennessee	1	0	0	0	0	0.0	0.0	0/0	0	0	0
11/30	NEW ORLEANS	1	0	0	0	0	0.0	0.0	0/0	0	0	0
12/7	at Cincinnati	1	0	0	0	0	0.0	0.0	0/0	0	0	0
12/14	at Atlanta	1	0	0	0	0	0.0	0.0	0/0	0	0	0
12/21	KANSAS CITY	1	0	0	0	0	0.0	0.0	0/0	0	0	0
12/28	CINCINNATI	1	0	0	0	0	0.0	0.0	0/0	0	0	0
SEASON TOTALS		9	0	0	0	0	0.0	0.0	0/0	0	0	0

POSTSEASON

1/3	BALTIMORE	1	0	0	0	0	0.0	0.0	0/0	0	0	0
POSTSEASON TOTALS		1	0	0	0	0	0.0	0.0	0/0	0	0	0

> VENTRONE'S 2011 GAME-BY-GAME STATISTICS

Date	Opponent	GP	GS	T	AT	TOT	Sacks	Yds	Int/Yds	PD	FF	FR
9/12	at Miami						PRACTICE SQUAD					
9/18	SAN DIEGO						PRACTICE SQUAD					
9/25	at Buffalo	1	0	0	0	0	0.0	0.0	0/0	0	0	0
10/2	at Oakland						NOT WITH TEAM					
10/9	N.Y. JETS	1	0	0	0	0	0.0	0.0	0/0	0	0	0
10/16	DALLAS	1	0	0	0	0	0.0	0.0	0/0	0	0	0
10/30	at Pittsburgh	1	0	0	0	0	0.0	0.0	0/0	0	0	0
11/6	N.Y. GIANTS						NOT WITH TEAM					
11/13	at N.Y. Jets	1	0	0	0	0	0.0	0.0	0/0	0	0	0
11/21	KANSAS CITY	1	0	0	0	0	0.0	0.0	0/0	0	0	0
11/27	at Philadelphia						PRACTICE SQUAD					
12/4	INDIANAPOLIS						PRACTICE SQUAD					
12/11	at Washington						PRACTICE SQUAD					
12/18	at Denver	1	0	0	0	0	0.0	0.0	0/0	0	0	0
12/24	MIAMI	1	0	1	0	1	0.0	0.0	0/0	0	0	0
1/1	BUFFALO						PRACTICE SQUAD					
SEASON TOTALS		8	0	1	0	1	0.0	0.0	0/0	0	0	0

Career Special Teams Tackles (8): 1 in '11 and 7 in '14.

> VENTRONE'S CAREER TOTALS

Year	Team	GP	GS	T	AT	TOT	Sacks	Yds	Int/Yds	PD	FF	FR
2011	New England	8	0	1	0	1	0.0	0.0	0/0	0	0	0
2014	Pittsburgh	9	0	0	0	0	0.0	0.0	0/0	0	0	0
NFL TOTALS		17	0	1	0	1	0.0	0.0	0/0	0	0	0
STEELERS TOTALS		9	0	0	0	0	0.0	0.0	0/0	0	0	0

POSTSEASON

Year	Team	GP	GS	T	AT	TOT	Sacks	Yds	Int/Yds	PD	FF	FR
2014	Pittsburgh	1	0	0	0	0	0.0	0.0	0/0	0	0	0
NFL TOTALS		1	0	0	0	0	0.0	0.0	0/0	0	0	0

Career Postseason Special Teams Tackles (2): 2 in '14.



> Alejandro Villanueva DT

HEIGHT: 6-9
WEIGHT: 277
COLLEGE: Army
BORN: Sept. 22, 1988

BIRTHPLACE: Meridian, Miss.
HOW ACQUIRED: FA - '14
NFL EXPERIENCE: 1st year

PRO (0-0/0-0): Signed a Reserve/Future contract with the Steelers on January 5, 2015... signed to the Steelers' practice squad on August 31, 2014...released by the Philadelphia Eagles on August 23, 2014...originally signed with the Eagles as an undrafted rookie free agent on May 5, 2014.

2014 (0-0/0-0): Spent the entire season on the Steelers' practice squad.

COLLEGE A versatile player who started 24-of-28 games he played in at wide receiver (12 starts), left tackle (12 starts) and defensive line at Army...spent the last four years as an active member of the U.S. Army and served three tours in Afghanistan...majored in systems engineering. **2009:** Started all 12 games at wide receiver and led the team in receptions (34), yards (522) and receiving touchdowns (five)...was named team offensive captain...recorded his first start at wide receiver and finished with four catches for 68 yards and one receiving touchdown versus

Duke...tallied a career-high seven receptions for 119 yards with one receiving touchdown versus VMI...also registered touchdown receptions against Ball State, Iowa State and Temple. **2008:** Started all 12 games at left tackle after transitioning from the defensive line. **2007:** Did not see any game action. **2006:** Played in four games and assisted on one tackle at Notre Dame.

PERSONAL Attended SHAPE American High School (Casteau, Belgium)...was promoted to ranking of Captain in April...earned numerous honors for his service, including the Bronze Star Medal for Valor, the Ranger Tab, the Parachutist Badge, the Bronze Star Medal for overseas service, National Defense Service Medal, Afghanistan Campaign Medal with Campaign Star, Global War on Terrorism Service Ribbon, Army Service Ribbon, Overseas Service Ribbon, NATO Medal, Combat Infantryman's Badge and Expert Infantryman's Badge...son of Ignacio and Mati Villanueva...his father was a Lieutenant Commander in the Spanish Navy and also worked for NATO throughout Europe...is married to Maddy...Full name: Alejandro Villanueva.



> Cody Wallace C/B

HEIGHT: 6-4
WEIGHT: 300
COLLEGE: Texas A&M
BORN: Nov. 25, 1984

BIRTHPLACE: Cuero, Texas
HOW ACQUIRED: FA - '13
NFL EXPERIENCE: 6th year

PRO (33-6/1-0): Re-signed a three-year contract with the Steelers on March 12, 2014... became an unrestricted free agent on March 11, 2014...signed with the Steelers on September 1, 2013...released by the Tampa Bay Buccaneers on August 31, 2013...acquired by the Buccaneers off waivers (from Houston) on September 1, 2012...released by the Texans on August 31, 2012...signed with the Texans on January 18, 2012...added to the Texans' practice squad on September 22, 2011...released by the Texans on September 3, 2011...signed

by the Texans on January 4, 2011...added to the Texans' practice squad on November 11, 2010... released by the Detroit Lions on November 9, 2010... signed with the Lions on October 20, 2010...added to the New York Jets' practice squad on October 13, 2010...released from the Lions' practice squad on October 3, 2010...added to the Lions' practice squad on September 21, 2010...released by the San Francisco 49ers on September 3, 2010...originally drafted by the 49ers in the fourth round (107th overall) of the 2008 NFL Draft.

2014 [15-2/1-0] (Pit.): Saw action in 15 games with two starts in the regular season (9/21 at Carolina and 9/28 vs. Tampa Bay)...made his post-season debut vs. Baltimore in the AFC Wild Card Game...dressed but did not see action Week 1 vs. Cleveland.

9/21 at Carolina: Was part of an offensive line that helped block for Steelers' rushers to record 264 yards on the ground, the third-highest single-game total since 2000.

2013 [9-4] (Pit.): Played in nine games with four starts...inactive for the first five contests...dressed but did not see action 10/20 vs. Baltimore...saw action at RG due to injuries on the offensive line 10/27 at Oakland in his first game as a Steeler...saw action on special teams 11/3 at New England, 11/10 vs. Buffalo, 11/17 vs. Detroit and 11/24 at Cleveland...saw action on the offensive line 11/28 at Baltimore.

12/8 vs. Miami: Made his first career NFL start at C.

12/15 vs. Cincinnati: Was part of an offensive line that allowed only 1.0 sack.

12/22 at Green Bay: Was part of an offensive line that helped block for Steelers' rushers to gain a season-high 151 yards.

12/29 vs. Cleveland: Was part of an offensive line that allowed only 1.0 sack.

2012 [8-0] (T.B.): Saw action in a career-high eight games...was inactive for six games...made Tampa Bay debut on 11/4 at Oakland and was part of an offensive line that helped block for a Buccaneers' offense that totaled 515 scrimmage yards, the second-highest total in team history.

2011 [0-0]: Spent the entire season on the Texans' practice squad.

2010 [0-0]: Spent the season on the practice squads of the Lions, Texans and Jets.

2009 [1-0] (S.F.): Saw action in one game and was inactive for 15 contests...made his NFL debut on 12/21 vs. Detroit.

2008 [0-0] (S.F.): Inactive for all 16 games.

COLLEGE Three-year starter (2005-07) at center, starting 37-of-42 career games played at Texas A&M...majored in sport management. **2007:** Named first team All-Big 12 and Big 12 co-offensive lineman of the year...also named a finalist for the Rimington Trophy...started all 13 games at center, including the Alamo Bowl. **2006:** Earned second-team All-Big 12 honors...started all 13 games at center...helped block for an offense that produced close to 400 yards of total offense per game. **2005:** Started all 11 games at center...earned All-Big 12 honorable mention accolades. **2004:** Saw action in five games as a freshman. **2003:** Redshirted.

PERSONAL Attended Cuero High School (Cuero, Texas)...played center, guard and tackle on the offensive line...also played on the defensive line his senior season, recording 45 tackles...two-time Class 3A All-State selection and consensus Texas Top 100 choice...registered more than 100 knockdown blocks in each of his junior and senior seasons...also was a standout power lifter, advancing to the state finals...son of Benny and Debbie Wallace...is married to Chely...the couple has two children, son Ryder, and daughter Everly...Full name: Cody Layne Wallace.

> WALLACE'S CAREER TOTALS

REGULAR SEASON

Year	Team	GP	GS
2008	San Francisco	0	0
2009	San Francisco	1	0
2010	Hou./NYJ/Det	0	0
2011	Houston	0	0
2012	Tampa Bay	8	0
2013	Pittsburgh	9	4
2014	Pittsburgh	15	2
NFL TOTALS		33	6

POSTSEASON

Year	Team	GP	GS
2014	Pittsburgh	1	0
NFL TOTALS		1	0



Greg Warren

HEIGHT: 6-3
WEIGHT: 252
COLLEGE: North Carolina
BORN: Oct. 18, 1981

BIRTHPLACE: Goldsboro, N.C.
HOW ACQUIRED: FA - '05
NFL EXPERIENCE: 11th year



PRO (149-0/10-0): Resigned a one-year contract on February 4, 2015...re-signed a one-year contract on March 12, 2014...re-signed a one-year contract on March 13, 2013...signed a two-year contract on August 4, 2011...signed a three-year contract during the 2008 offseason to keep him with the team through 2010...placed on the team's Reserve/Injured List on December 21, 2009 with a knee injury...placed on the team's Reserve/Injured List on October 28, 2008 with a knee injury...originally signed with the Steelers as an undrafted rookie free agent on April 25, 2005.

2014 (16-0/1-0): Served as the team's long-snapper in all 16 games in the regular season and the lone postseason contest...totaled three special teams tackles (one, 9/28 vs. Tampa Bay, 10/12 at Cleveland and 12/7 at Cincinnati).

2013 (16-0): Saw action as the team's long-snapper for all 16 games...totaled one special teams tackle 9/8 vs. Tennessee.

2012 (16-0): Served as the long-snapper for all 16 games...named to the 2012 USA Football All-Fundamentals Team...added two special teams tackles (one, 9/16 vs. N.Y. Jets and 12/23 vs. Cincinnati).

2011 (16-0/1-0): Served as the team's long-snapper for all 16 regular-season games and the lone postseason contest...totaled one special teams tackle 10/9 vs. Tennessee.

2010 (16-0/3-0): Saw action as the team's long-snapper for all 16 regular-season games and all three postseason contests...totaled two special teams stops in the regular season (one, 10/3 vs. Baltimore and 11/28 at Buffalo).

2009 (14-0): Served as the team's long-snapper for 14 games...was placed on the team's Reserve/Injured List on December 21, 2009 with a knee injury and missed the remainder of the season.

2008 (7-0/0-0): Served as the team's long-snapper for seven games before suffering a season-ending knee injury...was placed on the team's

Reserve/Injured List on October 28, 2008...recorded two special teams tackles 10/19 at Cincinnati.

2007 (16-0/1-0): Saw action as the team's long-snapper for all 16 regular-season games and the lone postseason contest...totaled two special teams tackles in the regular season (one, 11/11 vs. Cleveland and 12/16 vs. Jacksonville) and two in the postseason (1/5 vs. Jacksonville).

2006 (16-0): Served as the team's long-snapper for all 16 regular-season games...totaled three special teams tackles (one, 10/29 at Oakland, 12/17 at Carolina and 12/24 vs. Baltimore).

2005 (16-0/4-0): Served as the team's long-snapper for all 16 regular-season games and all four postseason contests in his rookie season...totaled five special teams tackles in the regular season (one, 9/25 vs. New England, 10/16 vs. Jacksonville, 11/6 at Green Bay, 11/28 at Indianapolis and 12/11 vs. Chicago).

COLLEGE Joined North Carolina as a walk-on in 2000, but was awarded a scholarship in 2003...held the UNC long jump (9'-3.5"), squat (500 lbs.), power clean (364) and bench press (360) records for specialists...majored in exercise and sports science. **2004:** Handled all snapping duties for the fourth straight season...played in all 12 games...won the Athletic Director's Scholar-Athlete Award. **2003:** Played in all 12 games...had four tackles on special teams. **2002:** Played in all 12 games...made three special teams tackles. **2001:** Played in all 13 games, including the Peach Bowl.

PERSONAL Attended Southern Wayne High School (Dudley, N.C.)...played four years of football and three years of track and field...started for two years at center and deep snapper in football...competed in the shot put in track and field...All-Conference honorable mention in football as a senior...All-Conference honorable mention in the shot put...National Honor Society member...married to Ashley...son of Bob and Debra Warren...Full name: Gregory Robert Warren.

WARREN'S CAREER TOTALS

REGULAR SEASON

Year	Team	GP
2005	Pittsburgh	16
2006	Pittsburgh	16
2007	Pittsburgh	16
2008	Pittsburgh	?
2009	Pittsburgh	14
2010	Pittsburgh	16
2011	Pittsburgh	16
2012	Pittsburgh	16
2013	Pittsburgh	16
2014	Pittsburgh	16

NFL TOTALS	149
-------------------	------------

POSTSEASON

Year	Team	GP
2005	Pittsburgh	4
2007	Pittsburgh	1
2010	Pittsburgh	3
2011	Pittsburgh	1
2014	Pittsburgh	1

NFL TOTALS	10
-------------------	-----------

Career Special Teams Tackles (21): 5 in '05, 3 in '06, 2 in '07, 2 in '08, 2 in '10, 1 in '11, 2 in '12, 1 in '13 and 3 in '14.

Career Postseason Special Teams Tackles (2): 2 in '07.



B.W. Webb CB

HEIGHT: 5-11	BIRTHPLACE: Newport News, Va.
WEIGHT: 190	HOW ACQUIRED: W-'14 (from Dallas)
COLLEGE: William & Mary	NFL EXPERIENCE: 3rd year
BORN: May 3, 1990	

PRO (25-0/1-0): Claimed by the Steelers off waivers (from Dallas) on August 29, 2014...released by the Cowboys on August 28, 2014...originally drafted by Dallas in the fourth round (114th overall) of the 2013 NFL Draft.

2014 (10-0/1-0) (Pit): Saw action in 10 games during the regular season...made his post-season debut vs. Baltimore in the AFC Wild Card Game...inactive Weeks 3, 8-9 and 13-14...dressed but did not play Week 17...recorded two special teams tackles in the regular season (one, 10/5 at Jacksonville and 11/17 at Tennessee).

9/7 vs. Cleveland: Made his Steelers debut.

2013 (15-0) (Dal): Saw action in 15 games...totaled four solo special teams tackles (one, 10/20 at Philadelphia, 11/3 vs. Minnesota, 11/24 at N.Y. Giants and 11/28 vs. Oakland).

COLLEGE Started a school-record 48 games over his four-year career at William & Mary and registered 151 tackles, 7.5 TFLs, 11 interceptions, 30 passes defended, one forced fumble and two fumble recoveries...also a standout special teams performer...his career totals include 70 punt returns for 604 yards (8.6 avg) and two touchdowns...returned

13 kickoffs for 207 yards (15.9 avg)...finished with four career touchdowns (two punt returns and two interception returns)...majored in kinesiology and health sciences. **2012:** Started all 11 games and finished with 46 tackles, one TFL, eight passes defended, one forced fumble and two fumble recoveries...selected to play in the 2013 Senior Bowl as well as participate in the 2013 NFL Draft Combine...named first-team All-America by Phil Steele as well as second-team All-America by the Associated Press and The Sports Network...selected as a ECAC First Team All-Star and chosen as the CAA co-Special Teams Player of the Year...honored as first-team all-league as a cornerback for the third consecutive season...garnered second-team all-conference honors as a punt returner...earned nine post-season all-conference honors...selected as the Touchdown Club of Virginia Special Teams Player of the Year...his 123 punt return yards ranked third in the CAA...finished with a career-high nine solo tackles, one TFL, one forced fumble and one fumble recovery at New Hampshire...recorded a 91-yard punt return for a touchdown versus Delaware...finished with seven tackles and two pass breakups at Pennsylvania...tallied five tackles and two pass breakups versus Richmond...named preseason first-team All-American by Phil Steele and the College Sports Journal...garnered preseason second-team All-America honors from The Sports Network and the College Sporting News...selected pre-

D. W. WEBB

season All-CAA. **2011:** Started all 11 games and registered 40 tackles, three TFLs, two interceptions and five passes defended...garnered first-team all-conference honors at cornerback for the second consecutive season...tallied a then career-high eight tackles and one TFL in the season opener at Virginia...finished with six solo tackles and one interception versus New Haven...recorded one interception and 0.5 TFL at Villanova...selected preseason second-team All-America by Phil Steele and the College Sporting News...named preseason All-CAA. **2010:** Started all 12 games and recorded 42 tackles, 0.5 TFL, one interception and six passes defended...garnered All-CAA first team honors as a cornerback and second-team honors as a punt returner...his 9.8 yards per punt return ranked second in the conference...recorded his lone interception at Old Dominion...finished with six tackles in the season opener at Massachusetts...had five tackles and one pass breakup at North Carolina...named CAA Special Teams Player of the Week after recording two punts for 73 yards, including a 64-yard touchdown return versus VMI. **2009:** Started all 14 games and finished with 23 tackles, three TFL, eight interceptions and 11 passes defended...named CAA Defensive Rookie of the Year and the ECAC Rookie of the Year...named All-CAA second team as a cornerback and third team as a punt returner...garnered ECAC All-Star and first team VaSID All-State honors...his eight interceptions tied for second-most in the nation...his interception total was a freshman school record and tied for third on the school's single-season record list...ranked second in the conference with a 8.2 yards per punt return average on 30

attempts...intercepted three passes, returning one 50 yards for a touchdown, at Virginia and became the first FCS player to be honored as the FWAA Bronco Nagurski National Defensive Player of the Week...also selected as the Sports Network National Player of the Week, a College Sporting News National All-Star and the CAA Defensive Player of the Week for his performance at Virginia...returned three punts for 89 yards against Central Connecticut State and was named CAA Special Teams Player of the Week...registered two interceptions, returning one 58 yards for a touchdown, and one TFL against Weber State...tallied interceptions against Northeastern, New Hampshire and Southern Illinois. **2008:** Did not see any game action.

PERSONAL

Attended Warwick High School (Newport News, Va.), playing for head coach Stan Sexton...saw action at safety, corner and served as the team's return specialist...registered seven career interceptions, returning two for touchdowns...averaged 18.2 yards per punt return as a senior and had three returns for touchdowns...named first team All-Peninsula District as a defensive back his senior year...received honorable mention honors as a junior...also a standout track performer who recorded a career-best time of 6.6 in the 55m dash...excelled in triple jump and long jump...named to the All-America Team in track...lettered in basketball...was President of the Alpha Delta Sigma chapter of Omega Psi Phi Fraternity, Inc...son of Avis and William Webb...Full name: William Wilson Webb, Jr.

WEBB'S 2014 GAME-BY-GAME STATISTICS

Date	Opponent	GP	GS	T	AT	TOT	Sacks	Yds	Int/Yds	PD	FF	FR
9/7	CLEVELAND	1	0	0	0	0	0.0	0.0	0/0	0	0	0
9/11	at Baltimore	1	0	0	0	0	0.0	0.0	0/0	0	0	0
9/21	at Carolina						INACTIVE					
9/28	TAMPA BAY	1	0	0	0	0	0.0	0.0	0/0	0	0	0
10/5	at Jacksonville	1	0	0	0	0	0.0	0.0	0/0	0	0	0
10/12	at Cleveland	1	0	0	0	0	0.0	0.0	0/0	0	0	0
10/20	HOUSTON	1	0	0	0	0	0.0	0.0	0/0	0	0	0
10/26	INDIANAPOLIS						INACTIVE					
11/2	BALTIMORE						INACTIVE					
11/9	at NY Jets	1	0	0	0	0	0.0	0.0	0/0	0	0	0
11/17	at Tennessee	1	0	0	0	0	0.0	0.0	0/0	0	0	0
11/30	NEW ORLEANS						INACTIVE					
12/7	at Cincinnati						INACTIVE					
12/14	at Atlanta	1	0	0	0	0	0.0	0.0	0/0	0	0	0
12/21	KANSAS CITY	1	0	0	0	0	0.0	0.0	0/0	0	0	0
12/28	CINCINNATI						DID NOT PLAY					
SEASON TOTALS		10	0	0	0	0	0.0	0.0	0/0	0	0	0
POSTSEASON												
1/3	BALTIMORE	1	0	0	0	0	0.0	0.0	0/0	0	0	0
POSTSEASON TOTALS		1	0	0	0	0	0.0	0.0	0/0	0	0	0

> WEBB'S 2013 GAME-BY-GAME STATISTICS

Date	Opponent	GP	GS	T	AT	TOT	Sacks	Yds	Int/Yds	PD	FF	FR
9/8	N.Y. GIANTS	1	0	0	0	0	0.0	0.0	0/0	0	0	0
9/15	at Kansas City	1	0	0	0	0	0.0	0.0	0/0	0	0	0
9/22	ST. LOUIS	1	0	0	1	1	0.0	0.0	0/0	0	0	0
9/29	at San Diego	1	0	0	0	0	0.0	0.0	0/0	0	0	0
10/6	DENVER	1	0	0	0	0	0.0	0.0	0/0	0	0	0
10/13	WASHINGTON	1	0	1	0	1	0.0	0.0	0/0	0	0	0
10/20	at Philadelphia	1	0	0	0	0	0.0	0.0	0/0	0	0	0
10/27	at Detroit	1	0	2	1	3	0.0	0.0	0/0	0	0	0
11/3	MINNESOTA	1	0	2	0	2	0.0	0.0	0/0	1	0	0
11/10	at New Orleans	1	0	2	1	3	0.0	0.0	0/0	0	0	0
11/24	at N.Y. Giants	1	0	1	0	1	0.0	0.0	0/0	0	0	0
11/28	OAKLAND	1	0	1	0	1	0.0	0.0	0/0	0	0	0
12/9	at Chicago	1	0	0	0	0	0.0	0.0	0/0	0	0	0
12/15	GREEN BAY	1	0	0	0	0	0.0	0.0	0/0	0	0	0
12/22	at Washington	1	0	0	0	0	0.0	0.0	0/0	0	0	0
12/29	PHILADELPHIA						INACTIVE					
SEASON TOTALS		15	0	9	3	12	0.0	0.0	0/0	1	0	0

> WEBB'S CAREER TOTALS

REGULAR SEASON

Year	Team	GP	GS	T	AT	TOT	Sacks	Yds	Int/Yds	PD	FF	FR
2013	Dallas	15	0	9	3	12	0.0	0.0	0/0	1	0	0
2014	Pittsburgh	10	0	0	0	0	0.0	0.0	0/0	0	0	0
NFL TOTALS		25	0	9	3	12	0.0	0.0	0/0	1	0	0
STEELERS TOTALS		10	0	0	0	0	0.0	0.0	0/0	0	0	0

Career Special Teams Tackles (6): 4 in '13 and 2 in '14.

POSTSEASON

Year	Team	GP	GS	T	AT	TOT	Sacks	Yds	Int/Yds	PD	FF	FR
2014	Pittsburgh	1	0	0	0	0	0.0	0.0	0/0	0	0	0
NFL TOTALS		1	0	0	0	0	0.0	0.0	0/0	0	0	0



> Markus Wheaton WR

HEIGHT: 5-11

WEIGHT: 182

COLLEGE: Oregon State

BORN: Feb. 7, 1991

BIRTHPLACE: Chandler, Ariz.

HOW ACQUIRED: D3 - '13 (#79)

NFL EXPERIENCE: 3rd year

PRO (28-12/1-0): Drafted by the Steelers in the third round (79th overall) of the 2013 NFL Draft.

2014 (16-11/1-0): Saw action in all 16 games for the first time in his career, making 11 starts during the regular season...became the team's primary kick returner in November and remained in that role for the remainder of the season...made his postseason debut in the AFC Wild Card Game vs. Baltimore.

9/7 vs. Cleveland: Started at WR in his first career season opener...established career-highs in receptions (6) and receiving yards (97).

9/11 at Baltimore: Recorded his first career rushing yards (22 on two carries).

10/26 vs. Indianapolis: Recorded his first career touchdown, an 18-yard reception in the first quarter.

11/2 vs. Baltimore: Registered a career-long 47-yard touchdown reception...marked the first time in his career that he recorded touchdowns in back-to-back games.

MARKUS WHEATON

11/30 vs. New Orleans: Recorded a career-long 41-yard kickoff return.

2013 (12-1): Saw action at WR and on special teams in 12 games, making one start...inactive from 10/13 at N.Y. Jets - 11/3 at New England due to a finger injury...totaled six receptions for 64 yards with a long of 21 yards...added six special teams tackles (two, 12/15 vs. Cincinnati, and one, 9/29 vs. Minnesota [London], 11/24 at Cleveland, 11/28 at Baltimore and 12/8 vs. Miami).

9/8 vs. Tennessee: Made his NFL debut...had a game-high 37 kickoff return yards.

9/29 vs. Minnesota (London): Recorded the first three receptions of his career for 26 yards...added a 15-yard reception.

11/17 vs. Detroit: Tied a career-high with three receptions for a career-high 38 yards...added a career-long 21-yard reception.

COLLEGE

Appeared in 49 games at Oregon State, starting 30 consecutive contests at split end...hauled in a school all-time record 227 passes, ranking third on the career chart with 2,994 yards receiving and sixth with 16 touchdown receptions...added 631 yards with five scores on 83 carries, 68 yards on three punt returns and 81 yards on four kickoff returns...scored 126 total points...recorded two solo tackles with a fumble recovery on special teams...also tallied 3,774 all-purpose yards on 346 touches, an average of 77.02 yards per game and 10.91 yards per play...his 227 grabs rank eighth in Pac-12 Conference history and topped the previous school mark of 222 by James Rodgers...one of only three players in team history to record 200+ receptions...his 2,994 yards receiving is the third-best career total in team history...gained at least 100 yards receiving 11 times, which tied him for third in team history...his 16 touchdown receptions rank sixth on the school career-record list...his 73 receptions as a junior rank 10th on the team's season-record chart...his 91 grabs as a senior tied the school mark for most receptions in a single season...his 986 receiving yards in 2011 placed 11th on the school's annual record chart, and his 1,244 yards in 2012 placed sixth on that list...is one of only 10 players in school history to record at least 10 receptions in a game more than once, and is only one of three players with at least four 100-yard receiving games...also was a standout track athlete, excelling in

the 60, 100 and 200-meter runs...majored in public health. **2012:** Received All-American second-team accolades from *The NFL Draft Report*, in addition to being named third-team by CBS Sports and honorable mention by *Sports Illustrated*...named a team captain and was a Biletnikoff Award candidate...added first-team All-Pac 12 Conference recognition, as the split end started all 13 games, extending his starting streak to 30 consecutive contests...also extended his streak to 36 consecutive games with at least one catch...tied a school season-record with 91 receptions, and tied Dwayne Jarrett of Southern California (2005) for ninth on the conference season-record chart...his 1,244 receiving yards ranked sixth on the team's season-record list...his 11 touchdown catches were one shy of the school season record...scored two rushing touchdowns on twenty carries for 142 yards...added two solo tackles while also recovering a fumble on special teams...led the team with 1,402 all-purpose yards...ranked second in the conference with 7.0 receptions per game, third with an average of 95.69 receiving yards per game and 10th with 107.85 all-purpose yards per game...generated 473 of his 1,222 receiving yards after the catch...had at least 100 yards receiving in five contests, which tied him for fifth on the team's annual record list...had at least seven receptions in nine contests, including in each of his first four contests...recorded 10+ receptions in a single game twice...scored at least one touchdown in eight games, and produced three multiple-touchdown performances. **2011:** A member of the Biletnikoff Award Watch List...received All-Pac 12 Conference honorable mention...his 73 receptions led the team and ranked ninth on the school season-record list...totaled 986 receiving yards, the 10th-best receiving yardage total in school history for a single season...had 58 first-down receptions, and converted 22 third-downs...gained at least 10 yards on 47 receptions and had 12 grabs for 20 yards or longer...gained at least 100 yards receiving four times...finished with 25 carries for 190 yards, including 11 attempts for first downs...seven of his carries gained at least 10 yards and two went for longer than 20 yards. **2010:** Appeared in all 12 games, starting eight contests at split end...led the team and tied for seventh in the Pac-10 Conference with 55 receptions...ranked ninth in the league while leading the team with 675 receiving yards...35 of his receptions gained at least 10 yards and eight receptions went for 20 yards or longer...produced 40 first downs on his receptions, and converted 16 third-downs...had four receiving touchdowns...finished second on the team

with 220 yards on 27 carries, and scored twice on the ground...produced 11 first-down runs, with nine gaining at least 10 yards and four going for at least 20 yards...finished third on the team with 1,028 all-purpose yards. **2009:** As a true freshman, appeared in 12 games, starting one of them...collected eight receptions for 89 yards, tallying four first downs while converting a pair of third-downs...four of his receptions gained at least 10 yards and two went for 20 yards or longer...carried 11 times for 79 yards with one touchdown.

PERSONAL A long-time member of the university's "Beavers Without Borders" group, which consists of current and former Oregon State student-athletes who have taken trips to Guatemala (Spring Break 2011), Macedonia (Summer 2011) and Ethiopia (Summer 2012)...the group assisted in building homes for needy families...as a senior, transferred to Chandler High School (Chandler, Ariz.)...helped lead the team to an 8-4 record...rated the state of Arizona's sixth-best athlete by Super Prep, and was listed as the nation's 41st-best player by *Rivals.com*...the All-Fiesta League and All-Division V choice recorded 15 tackles with three pass deflections as a senior...

carried the ball 29 times for 304 yards with two touchdowns, and added four receiving touchdowns on 37 receptions for 736 yards...before Chandler High School, he and his brother, Marquese, attended Mountain Pointe High School (Phoenix, Ariz.), playing wide receiver and defensive back...earned All-Region and All-Class 5A Central League selection honors as a junior...led his team with 315 rushing yards with four touchdowns on 43 carries, and had 23 receptions for 476 yards with six receiving touchdowns...also posted 49 tackles and one interception...earned All-Region honors as a sophomore...son of Katrina and Odis Wheaton...father played basketball for NAIA Division II Howard Payne University...brother, Marquese, went to Phoenix Community College, earning All-Arizona Community College Athletic Conference honors after recording 39 tackles with three interceptions in 2009...he transferred to Southern Mississippi for the 2010-11 seasons, earning All-Conference USA honors as a senior...their cousin is former University of Oregon standout defensive back, Kenny Wheaton (1994-96)...he was selected in the third round of the 1997 NFL Draft by the Dallas Cowboys, and played for them from 1997-99...Full name: Markus Levonté Wheaton.

WHEATON'S 2014 GAME-BY-GAME STATISTICS

Date	Opponent	GP	GS	RECEIVING					RUSHING				
				Rec	Yds	Avg	Lg	TD	No	Yds	Avg	Lg	TD
9/7	CLEVELAND	1	1	6	97	16.2	40	0	0	0	0.0	0	0
9/11	at Baltimore	1	1	5	38	7.6	14	0	2	22	11.0	12	0
9/21	at Carolina	1	1	4	35	8.8	15	0	0	0	0.0	0	0
9/28	TAMPA BAY	1	0	4	57	14.3	31	0	1	-7	-7.0	-7	0
10/5	at Jacksonville	1	1	1	17	17.0	17	0	0	0	0.0	0	0
10/12	at Cleveland	1	1	4	33	8.3	9	0	0	0	0.0	0	0
10/20	HOUSTON	1	1	0	0	0.0	0	0	0	0	0.0	0	0
10/26	INDIANAPOLIS	1	1	5	56	11.2	18t	1	0	0	0.0	0	0
11/2	BALTIMORE	1	1	2	62	31.0	47t	1	1	4	4.0	4	0
11/9	at N.Y. Jets	1	0	4	41	10.3	12	0	0	0	0.0	0	0
11/17	at Tennessee	1	1	1	6	6.0	6	0	0	0	0.0	0	0
11/30	NEW ORLEANS	1	1	5	61	12.2	16	0	0	0	0.0	0	0
12/7	at Cincinnati	1	0	2	31	15.5	16	0	0	0	0.0	0	0
12/14	at Atlanta	1	0	5	66	13.2	30	0	0	0	0.0	0	0
12/21	KANSAS CITY	1	0	2	27	13.5	14	0	0	0	0.0	0	0
12/28	CINCINNATI	1	1	3	17	5.7	13	0	0	0	0.0	0	0
SEASON TOTALS		16	11	53	644	12.2	47t	2	4	19	4.8	12	0

PRESEASON

1/3	BALTIMORE	1	0	5	66	13.2	17	0	0	0	0.0	0	0
POSTSEASON TOTALS		1	0	5	66	13.2	17	0	0	0	0.0	0	0

PUNT RETURNS

Date	Opponent	No	FC	PUNT RETURNS				KICKOFF RETURNS					
				Yds	Avg	Lg	TD	No	Yds	Avg	Lg	TD	
9/7	CLEVELAND	0	0	0	0.0	0	0	0	0	0	0.0	0	0
9/11	at Baltimore	0	0	0	0.0	0	0	1	11	11.0	11	0	
9/21	at Carolina	0	0	0	0.0	0	0	0	0	0.0	0	0	
9/28	TAMPA BAY	0	0	0	0.0	0	0	0	0	0.0	0	0	
10/5	at Jacksonville	0	0	0	0.0	0	0	0	0	0.0	0	0	
10/12	at Cleveland	0	0	0	0.0	0	0	0	0	0.0	0	0	

MARKUS WHEATON

> WHEATON'S 2014 GAME-BY-GAME STATISTICS (Continued)

Date	Opponent	PUNT RETURNS						KICKOFF RETURNS				
		No	FC	Yds	Avg	Lg	TD	No	Yds	Avg	Lg	TD
10/20	HOUSTON	0	0	0	0.0	0	0	0	0	0.0	0	0
10/26	INDIANAPOLIS	0	0	0	0.0	0	0	0	0	0.0	0	0
11/2	BALTIMORE	0	0	0	0.0	0	0	0	0	0.0	0	0
11/9	at N.Y. Jets	0	0	0	0.0	0	0	3	82	27.3	34	0
11/17	at Tennessee	0	0	0	0.0	0	0	5	123	24.6	32	0
11/30	NEW ORLEANS	0	0	0	0.0	0	0	3	87	29.0	41	0
12/7	at Cincinnati	0	0	0	0.0	0	0	1	19	19.0	19	0
12/14	at Atlanta	0	0	0	0.0	0	0	2	50	25.0	32	0
12/21	KANSAS CITY	0	0	0	0.0	0	0	3	70	23.3	29	0
12/28	CINCINNATI	0	0	0	0.0	0	0	2	52	26.0	31	0
SEASON TOTALS		0	0	0	0.0	0	0	20	494	24.7	41	0
POSTSEASON												
1/3	BALTIMORE	0	0	0	0.0	0	0	3	62	20.7	26	0
POSTSEASON TOTALS		0	0	0	0.0	0	0	3	62	20.7	26	0

> WHEATON'S 2013 GAME-BY-GAME STATISTICS

Date	Opponent	GP	GS	RECEIVING					RUSHING				
				Rec	Yds	Avg	Lg	TD	No	Yds	Avg	Lg	TD
9/8	TENNESSEE	1	0	0	0	0.0	0	0	0	0	0	0	0
9/16	at Cincinnati	1	0	0	0	0.0	0	0	0	0	0	0	0
9/22	CHICAGO	1	0	0	0	0.0	0	0	0	0	0	0	0
9/29	vs. Minnesota	1	1	3	26	8.7	15	0	0	0	0	0	0
10/13	at N.Y. Jets												
10/20	BALTIMORE												
10/27	at Oakland												
11/3	at New England												
11/10	BUFFALO	1	0	0	0	0.0	0	0	0	0	0.0	0	0
11/17	DETROIT	1	0	3	38	12.7	21	0	0	0	0.0	0	0
11/24	at Cleveland	1	0	0	0	0.0	0	0	0	0	0.0	0	0
11/28	at Baltimore	1	0	0	0	0.0	0	0	0	0	0.0	0	0
12/8	MIAMI	1	0	0	0	0.0	0	0	0	0	0.0	0	0
12/15	CINCINNATI	1	0	0	0	0.0	0	0	0	0	0.0	0	0
12/22	at Green Bay	1	0	0	0	0.0	0	0	0	0	0.0	0	0
12/29	CLEVELAND	1	0	0	0	0.0	0	0	0	0	0.0	0	0
SEASON TOTALS		12	1	6	64	10.7	21	0	0	0	0.0	0	0

Date	Opponent	No	FC	PUNT RETURNS				KICKOFF RETURNS				
				Yds	Avg	Lg	TD	No	Yds	Avg	Lg	TD
9/8	TENNESSEE	0	0	0	0.0	0	0	2	37	18.5	25	0
9/16	at Cincinnati	0	0	0	0.0	0	0	0	0	0.0	0	0
9/22	CHICAGO	0	0	0	0.0	0	0	0	0	0.0	0	0
9/29	vs. Minnesota	0	0	0	0.0	0	0	0	0	0.0	0	0
10/13	at N.Y. Jets											
10/20	BALTIMORE											
10/27	at Oakland											
11/3	at New England											
11/10	BUFFALO	0	0	0	0.0	0	0	0	0	0.0	0	0
11/17	DETROIT	0	0	0	0.0	0	0	0	0	0.0	0	0
11/24	at Cleveland	0	0	0	0.0	0	0	0	0	0.0	0	0
11/28	at Baltimore	0	0	0	0.0	0	0	0	0	0.0	0	0
12/8	MIAMI	0	0	0	0.0	0	0	0	0	0.0	0	0
12/15	CINCINNATI	0	0	0	0.0	0	0	0	0	0.0	0	0
12/22	at Green Bay	0	0	0	0.0	0	0	0	0	0.0	0	0
12/29	CLEVELAND	0	0	0	0.0	0	0	0	0	0.0	0	0
SEASON TOTALS		0	0	0	0.0	0	0	2	37	18.5	25	0

> WHEATON'S CAREER TOTALS

REGULAR SEASON

Year	Team	GP	GS	RECEIVING					RUSHING				
				Rec	Yds	Avg	Lg	TD	No	Yds	Avg	Lg	TD
2013	Pittsburgh	12	1	6	64	10.7	21	0	0	0	0.0	0	0
2014	Pittsburgh	16	11	53	644	12.2	47t	2	4	19	4.8	12	0
NFL TOTALS		28	12	59	708	12.0	47t	2	4	19	4.8	12	0

Year	Team	No	FC	Yds	Avg	Lg	TD	KICKOFF RETURNS				
								No	Yds	Avg	Lg	TD
2013	Pittsburgh	0	0	0	0.0	0	0	2	37	18.5	25	0
2014	Pittsburgh	0	0	0	0.0	0	0	20	494	24.7	41	0
NFL TOTALS		0	0	0	0.0	0	0	22	531	24.1	41	0

Career Special Teams Tackles (6): 6 in '13.

POSTSEASON

Year	Team	GP	GS	RECEIVING					RUSHING				
				Rec	Yds	Avg	Lg	TD	No	Yds	Avg	Lg	TD
2014	Pittsburgh	1	0	5	66	13.2	17	0	0	0	0.0	0	0
NFL TOTALS		1	0	5	66	13.2	17	0	0	0	0.0	0	0

Year	Team	No	FC	Yds	Avg	Lg	TD	KICKOFF RETURNS				
								No	Yds	Avg	Lg	TD
2014	Pittsburgh	0	0	0	0.0	0	0	3	62	20.7	26	0
NFL TOTALS		0	0	0	0.0	0	0	3	62	20.7	26	0



> Ian Wild

HEIGHT: 6-0
WEIGHT: 205
COLLEGE: Mercyhurst
BORN: March 13, 1990

BIRTHPLACE: Pittsburgh, Pa.
HOW ACQUIRED: FA - '15
NFL EXPERIENCE: 1st year

PRO [0-0/0-0]: Signed a Reserve/Future contract with the Steelers on January 30, 2015... played in the Canadian Football League (Winnipeg Blue Bombers) from 2013-14...released by the Buffalo Bills on May 14, 2012...originally signed as an undrafted rookie free agent with the Bills on April 30, 2012.

COLLEGE Started 39-of-42 games at Mercyhurst and finished with 304 tackles (190 solo), 30.5 TFLs, 9.5 sacks, 15 passes defended, 10 forced fumbles, two interceptions and two blocked kicks... his 304 career tackles are tied for eighth in school history...also a standout lacrosse player who helped lead Mercyhurst to their first national championship in 2008 and received the Elite 88 Award, which is presented to the student-athlete with the highest cumulative GPA participating at the finals...majored in international business. **2011:** Started all eight games he appeared in... registered 90 tackles (52 solo), 12.5 TFLs, 7.0 sacks, three passes defended, five forced fumbles and one blocked kick...led the team with 90 tackles despite miss-

ing the final three games of the season...garnered numerous postseason honors including First Team All-PSAC, PSAC Fall Top 10 Winner, the Don Hansen Honorable Mention All-American, D2Football.com Honorable Mention All-American, the Don Hansen Super Region One, ECAC Co-Defensive Player of the Year, ECAC First Team, Capital One First Team Academic All-American and Capital One First Team All-District...was named Erie Times News Sportsman of the Year for his success in football and lacrosse at Mercyhurst. **2010:** Started all 13 games... finished third on the team with 79 tackles (55 solo) and added five TFLs, 1.0 sack, six passes defended, three forced fumbles, one interception and one blocked kick... received the 2010-11 Pete Nevins PSAC Male Scholar-Athlete of the Year Award, the first in school history... honors included 2010 All-PSAC West First Team selection, a 2010 CoSIDA/ESPN The Magazine Academic All-America First Team member, a 2010 CoSIDA/ESPN The Magazine Academic All-District First Team member, a 2010 Daktronics Super Region I First Team selection, a 2010 Don Hansen Football Gazette Super Region I First-Team

IAN WILD

selection, a member of the 2010 ECAC Division II Football All-Star Team and was a 2010 Don Hansen Football Gazette Second Team All-American. **2009:** Started all 10 games he played in...registered the second most tackles on the team with 74 (50 solo)...tallied seven TFLs, two passes defended, two forced fumbles and one interception... garnered All-PSAC West Second Team honors and was a CoSIDA/ESPN The Magazine Second Team All-District II selection. **2008:** Saw action in all 11 games, starting the final eight contests of the season...finished fourth on the team with 61 tackles (33 solo) and added 6.5 TFLs, 1.5 sacks and four passes defended.

PERSONAL Attended Baldwin High School (Pittsburgh, Pa.)...garnered first-team All-Conference honors as a junior and a senior...led his team in tackles each of his last two years and was the team's defensive Most Valuable Player...three-time letterman in football...also a standout in lacrosse and track and field...named WPSLA Player of the Year, team Most Valuable Player and was an All-Conference selection in lacrosse...son of James and Teresa Wild...played one season (2008) with his brother, Zac, at Mercyhurst...Full name: Ian Joseph Wild.



> DeAngelo Williams RB

HEIGHT: 5-9
WEIGHT: 215
COLLEGE: Memphis
BORN: April 25, 1983

BIRTHPLACE: Wynne, Ark.
HOW ACQUIRED: FA - '15
NFL EXPERIENCE: 10th year



CAREER HIGHLIGHTS

- > Entering the 2015 season, he is the Carolina Panthers all-time leader in rushing attempts (1,432), rushing yards (6,846), rushing touchdowns (46) and 100-yard games (18), and he is second in team history with a 4.8 rushing average.
- > Ended his Panthers' tenure holding numerous team records, including single-game rushing yards (210, at New Orleans, 12/30/12), single-season rushing yards (1,515 in 2008), single-season rushing touchdowns (18 in 2008), single-game rushing touchdowns (4, at Green Bay, 11/30/08 and at N.Y. Giants, 12/21/08), consecutive games with a rushing touchdown (8), most 100-yard games in a single season (8 in 2008), single-season total touchdowns (20 in 2008), longest rush (77 yards, at Arizona, 11/1/09) and longest touchdown run (74 yards, vs. Atlanta, 12/11/11).
- > In 2013, he became just the third player in NFL history (Tony Dorsett and Ricky Williams) to record at least 6,000 career rushing yards in both college and the NFL.
- > Was part of the Panthers' rushing attack that became the first in NFL history to have three

players with at least 700 rushing yards in the same season in 2011.

- > In 2011, he became the first player in Carolina history to record 1,000 career rushing yards and 1,000 career receiving yards in their tenure with the Panthers.
- > In 2009, he and Jonathan Stewart became the first set of teammates in NFL history to each rush for at least 1,100 yards in the same season.
- > Selected to his first and only Pro Bowl at the end of the 2009 season.
- > Became the first player in Panthers' history to record back-to-back 1,000-yard seasons (2008-09).
- > Tied an NFL record (Jim Brown, 1963) with six touchdown runs of at least 30 yards in 2008.
- > Led the NFL in scoring (non-kickers) with 122 points in 2008.
- > In 2008, he and Stewart combined for 2,351 rushing yards, which at the time were the most rushing yards in a single-season by a running back in the NFL since 1984.

PRO (117-82/4-2): Signed a two-year contract with the Steelers on March 13, 2015...released by the Carolina Panthers on March 10, 2015...re-signed a five year contract with the Panthers on July 29, 2011...placed on the Panthers' Reserve/Injured List due to a right foot injury on November 17, 2010...originally drafted by the Panthers in the first round (27th overall) of the 2006 NFL Draft.

2014 (6-6/2-0): Started six games and was inactive for 10 games due to various injuries during the regular season...gained 219 yards on 62 carries...posted five receptions for 44 yards...saw action in both postseason games.

9/7 at Tampa Bay: Totaled a season-high 72 rushing yards on 14 carries.

2013 (15-15/1-1): Started 15 games and the lone postseason contest...led the team with 843 rushing yards and three touchdowns on 201 carries...posted 26 receptions for a career-high 333 yards with one touchdown...inactive with a quad injury 12/1 vs. Tampa Bay.

9/22 vs. N.Y. Giants: Recorded a season-high 120 rushing yards, his 18th career 100-yard game.

10/24 at Tampa Bay: Scored on a 12-yard run.

11/10 at San Francisco: Registered a 27-yard rushing touchdown.

12/15 vs. N.Y. Jets: Recorded a career-long 72-yard reception for a score...totaled a season-best 87 receiving yards.

12/22 vs. New Orleans: Recorded his longest rush of the season, a 43-yarder that went for a touchdown.

2012 (16-10): Played in 16 games with 10 starts...finished second on the team with 737 rushing yards and five touchdowns on 173 carries...notched 13 receptions for 187 yards and two touchdowns.

9/16 vs. New Orleans: Totaled 69 rushing yards with one rushing touchdown.

9/30 at Atlanta: Scored on a 13-yard run.

11/4 at Washington: Registered a 30-yard touchdown run.

12/9 vs. Atlanta: Recorded a 53-yard receiving touchdown.

12/16 at San Diego: Registered a 45-yard receiving score.

12/30 at New Orleans: Set the Panthers' single-game rushing record with 210 yards on 21 carries...added two rushing touchdowns and a season-long 65-yard rush...marked his 17th career 100-yard game.

2011 (16-14): Played in 16 games with 14 starts...led the team with 836 rushing yards and seven touchdowns on 155 attempts...became the first player in franchise history to reach 5,000 career rushing yards...registered 16 catches for 135 yards.

10/9 vs. New Orleans: Totaled a season-best 115 rushing yards and one rushing touchdown, a 69-yarder...marked his 16th career 100-yard game.

11/27 at Indianapolis: Registered a season-high two rushing touchdowns...scored on runs of 25 and two yards.

12/11 vs. Atlanta: Recorded a season-long rush of 74 yards that went for a touchdown.

12/18 at Houston: Sealed the victory with a 24-yard touchdown run in the fourth quarter.

12/24 vs. Tampa Bay: Tied his season-high of two rushing touchdowns...marked his 11th career game with multiple rushing touchdowns...his touchdown runs were eight and 22 yards.

1/1 at New Orleans: Eclipsed 5,000 career rushing yards, achieving the milestone on a two-yard rush in the first quarter.

2010 (6-6): Started the first six games...was inactive for the next three before being placed on the team's Reserve/Injured List on November 17...produced 361 rushing yards and one touchdown on 87 carries...recorded 11 catches for 61 yards.

10/3 at New Orleans: Scored on a change-of-direction 39-yard run.

10/24 vs. San Francisco: Suffered a sprained right foot in the fourth quarter that caused him to miss the next three games and eventually be placed on the team's Reserve/Injured List.

2009 (13-13): Started 13 games...inactive for three games, including the last two, with a sprained ankle...ranked second on the team with 1,117 rushing yards with seven touchdowns on 216 carries for an average 5.17 yards per attempt...had

DEANGELO WILLIAMS

100 yards rushing in four games...registered 29 catches for 252 yards.

10/18 at Tampa Bay: Carried a career-high 30 times for 152 yards with two touchdowns, scoring on runs of 20 yards and one yard.

11/1 at Arizona: Gained a season-best 158 yards on 23 attempts to become the Panthers' all-time leading rusher...set a team record for the longest run from scrimmage with a 77-yard gallop in the first quarter.

11/8 at New Orleans: Generated 149 rushing yards with two touchdowns on 21 carries...scampered 66 yards for a touchdown on the Panthers' second play from scrimmage...added a seven-yard touchdown run later in first quarter.

11/19 vs. Miami: Posted his 15th career 100-yard rushing game with 122 yards on 13 attempts...scored on a two-point conversion run following a fourth-quarter touchdown.

2008 [16-16/1-1]: Started all 16 games for first time in career, and started the lone post-season contest...rushed for a career-high 1,515 yards with a career-best 18 touchdowns on 273 carries...averaged 5.5 yards per rushing attempt...collected 22 receptions for 121 yards with two touchdowns...ranked third in the NFL in rushing yards and led all rushers with at least 100 attempts in average per carry.

10/5 vs. Kansas City: Totaled 123 yards with two touchdowns on 20 attempts, scoring on runs of 10 and 32 yards...caught a 25-yard touchdown pass.

10/19 vs. New Orleans: Caught a four-yard touchdown pass.

10/26 vs. Arizona: Posted 108 yards on 17 carries, including a 15-yard touchdown.

11/9 at Oakland: Tallied 140 yards on 19 attempts with a 69-yard touchdown.

11/16 vs. Detroit: Accumulated 120 yards with two touchdowns on 14 carries, scoring on runs of 56 and four yards...combined with Jonathan Stewart (130 yards) to become first backs in club history to both top 100 yards in the same contest.

11/23 at Atlanta: Registered 101 yards and a five-yard touchdown on 19 attempts.

11/30 at Green Bay: Scored a team-record and career-high four rushing touchdowns...all four scores came on

one-yard runs, including the game-winner with 1:31 remaining in the fourth quarter.

12/8 vs. Tampa Bay: Amassed 186 yards with two touchdowns on 19 carries, scoring on runs of 16 and 36 yards...combined with Stewart to rush for a team-record 299 yards.

12/14 vs. Denver: Scampered 56 yards for a touchdown in the third quarter.

12/21 at N.Y. Giants: Registered 108 yards on 24 attempts...tied the team record and career-high with four rushing touchdowns...scored on runs of 13, five, one and 30 yards.

12/28 at New Orleans: Produced 178 yards on 25 carries, his 11th career 100-yard game and eighth of the season.

NFC Divisional Game 1/10 vs. Arizona: Rushed for 63 yards on 12 attempts and caught one pass for six yards.

2007 [16-0]: Played in all 16 games...rushed for 717 yards with four touchdowns on 144 attempts...notched 23 receptions for 175 yards and one touchdown...ranked second on the team in rushing yards and attempts...recorded two 100-yard games.

9/30 vs. Tampa Bay: Scored on a 24-yard reception.

10/14 at Arizona: Rushed for 121 yards with one touchdown on 10 carries...his longest rush was 75 yards.

12/16 vs. Seattle: Sealed the victory with a 35-yard touchdown run with 1:17 remaining in the fourth quarter.

12/30 at Tampa Bay: Totaled 121 rushing yards with two touchdowns...scored on runs of one yard and 32 yards...became the first Panthers running back to score two rushing touchdowns in a game since Stephen Davis (at Tampa Bay, 11/6/05)...marked his third career 100-yard game.

2006 [13-2]: Played in 13 games with two starts...inactive for three games due to a right ankle injury...served as the Panthers primary kick returner...rushed for 501 yards with one touchdown on 121 carries...notched 33 receptions for 313 yards and one touchdown...his rushing yards and rushing attempts then ranked as the second-highest totals for a rookie in Panthers history behind the 809 yards and 182 attempts by Fred Lane in 1997...his 33 receptions at the time stood third in team history among rookies.

9/17 at Minnesota: Scored his first NFL touchdown on a three-yard run.

10/1 vs. New Orleans: Galloped a season-long 31 yards to set up the team's first touchdown.

11/19 vs. St. Louis: Generated his first career 100-yard rushing effort on 20 carries.

11/26 at Washington: Made first career start in place of injured RB DeShaun Foster.

12/4 at Philadelphia: Generated 175 combined net yards on team-highs of 74 rushing yards on 17 carries and 101 receiving yards on a personal-best and team-high seven receptions...became the first running back in team history to produce a 100-yard receiving game...his performance also enabled him to become the first player in team history to record a 100-yard rushing game and 100-yard receiving contest during their Panthers' career.

COLLEGE Played in 44 contests with 35 starts at Memphis...totaled 6,026 rushing yards on 969 attempts with 55 rushing touchdowns...added 70 receptions for 723 yards with five receiving touchdowns...also added 824 kickoff return yards...left Memphis as the NCAA Division I-A all-time leader with 7,573 all-purpose yards (since broken)...became the fourth player in NCAA Division I-A history to compile more than 6,000 career rushing yards, joining Tony Dorsett, Ricky Williams and Ron Dayne...ended his career ranked fourth all-time with 6,026 yards rushing...is the NCAA record holder with 34 career 100-yard games...is the Conference USA's career leader with 6,026 rushing yards and 55 touchdowns...majored in marketing. **2005:** Named Conference USA Offensive Player of the Year and first-team All-Conference USA...was a finalist for the Doak Walker Award and was named a Maxwell Award semifinalist...was named the inaugural winner of the ARA Sportsmanship Award, presented by the Awards and Recognition Association to the Division I football player who best exhibits sportsmanship both on and off the field...named to the Walter Cam All-America Team...started 11 games...did not play against Tennessee because of an injured ankle...led the nation in rushing with 1,964 yards on 310 carries with 18 touchdowns...posted 12 catches for 78 yards and one touchdown...compiled 2,075 all-purpose yards. **2004:** Named Conference USA Offensive Player of the

Year...named first-team All-Conference USA...named First-Team All-America by *Pro Football Weekly*...named third-Team All-America by the Associated Press...named second-Team All-America by SI.com...named a semi-finalist for the 2004 Doak Walker Award and the Maxwell Award...started all 12 games...accumulated 2,230 all-purpose yards...rushed for 1,948 yards and 22 touchdowns on 313 carries...ranked first in the nation and set a school single-season record for rushing touchdowns...contributed 18 receptions for 210 yards and one touchdown. **2003:** Named Conference USA Offensive Player of the Year...named first-team All-Conference USA...started 11 games...missed the last two games of the season with a knee injury...led the nation in all-purpose yards with 2,113...produced 1,430 yards and 10 touchdowns on 243 carries...recorded 35 catches for 384 yards and three touchdowns. **2002:** Named to Conference-USA's All-Freshman Team by *The Sporting News*...played in 10 games with one start...led the Tigers with 684 yards and five touchdowns on 103 carries...totaled 1,155 all-purpose yards.

PERSONAL Attended Wynne High School (Wynne, Ark.)...named to SuperPrep Football Magazine's All-America and All-Region Team...named the *Arkansas Democrat-Gazette* 2001 Offensive Player of the Year...named to the Associated Press Arkansas Super Team in 2001...rushed for a single-season record 2,204 yards and 34 touchdowns...averaged 10.4 yards per carry as a senior, and led squad to the state 4A championship...had 939 yards rushing in four playoff games, including 26 carries for 302 yards and six touchdowns against Greenwood High School...rushed for 194 yards on 24 attempts in the state championship game against Stuttgart...scored two rushing touchdowns, one receiving touchdown and one return touchdown in the state championship game...gained 1,044 yards rushing as a junior and scored 14 touchdowns...named to the Arkansas All-State team in 2000...missed most of his sophomore season with a broken bone in his foot...also lettered in track, and holds the state 4A record in the 100 meters with an electronically-timed 10.81...helped team to a second-place finish in the 2001 state track championships...son of Odell and the late Sandra Hill...has two daughters, Rhiya and Reyna...Full name: DeAngelo C. Williams.

DEANGELO WILLIAMS

> WILLIAMS' 2014 GAME-BY-GAME STATISTICS

Date	Opponent	GP	GS	RUSHING				RECEIVING					
				Att	Yds	Avg	Lg	TD	No	Yds	Avg	Lg	TD
9/7	at Tampa Bay	1	1	14	72	5.1	17	0	0	0	0.0	0	0
9/14	DETROIT						INACTIVE						
9/21	PITTSBURGH						INACTIVE						
9/28	at Baltimore	1	1	11	34	3.1	7	0	0	0	0.0	0	0
10/5	CHICAGO						INACTIVE						
10/12	at Cincinnati						INACTIVE						
10/19	at Green Bay						INACTIVE						
10/26	SEATTLE						INACTIVE						
10/30	NEW ORLEANS	1	1	7	20	2.9	7	0	1	30	30.0	30	0
11/10	at Philadelphia	1	1	13	31	2.4	8	0	3	17	5.7	7	0
11/16	ATLANTA	1	1	10	41	4.1	8	0	1	-3	-3.0	-3	0
11/30	at Minnesota	1	1	7	21	3.0	9	0	0	0	0.0	0	0
12/7	at New Orleans						INACTIVE						
12/14	TAMPA BAY						INACTIVE						
12/21	CLEVELAND						INACTIVE						
12/28	at Atlanta						INACTIVE						
SEASON TOTALS		6	6	62	219	3.5	17	0	5	44	8.8	30	0
POSTSEASON													
1/3	ARIZONA	1	0	4	16	4.0	12	0	0	0	0.0	0	0
1/10	at Seattle	1	0	2	14	7.0	8	0	2	2	1.0	2	0
POSTSEASON TOTALS		2	0	6	30	5.0	12	0	2	2	1.0	2	0

> WILLIAMS' 2013 GAME-BY-GAME STATISTICS

Date	Opponent	GP	GS	RUSHING				RECEIVING					
				Att	Yds	Avg	Lg	TD	No	Yds	Avg	Lg	TD
9/8	SEATTLE	1	1	17	86	5.1	16	0	3	14	4.7	10	0
9/15	at Buffalo	1	1	22	85	3.9	21	0	0	0	0.0	0	0
9/22	N.Y. GIANTS	1	1	23	120	5.2	27	0	1	-3	-3.0	-3	0
10/6	at Arizona	1	1	12	39	3.3	9	0	2	30	15.0	19	0
10/13	at Minnesota	1	1	17	64	3.8	22	0	5	53	10.6	18	0
10/20	ST. LOUIS	1	1	15	40	2.7	12	0	1	19	19.0	19	0
10/24	at Tampa Bay	1	1	8	43	5.4	12t	1	1	8	8.0	8	0
11/3	ATLANTA	1	1	13	42	3.2	9	0	2	12	6.0	9	0
11/10	at San Francisco	1	1	8	46	5.8	27t	1	0	0	0.0	0	0
11/18	NEW ENGLAND	1	1	6	14	2.3	6	0	2	11	5.5	7	0
11/24	at Miami	1	1	10	31	3.1	9	0	2	16	8.0	13	0
12/1	at Tampa Bay						INACTIVE						
12/8	at New Orleans	1	1	13	52	4.0	9	0	1	11	11.0	11	0
12/15	N.Y. JETS	1	1	15	81	5.4	18	0	3	87	29.0	72t	1
12/22	NEW ORLEANS	1	1	12	67	5.6	43t	1	1	0	0.0	0	0
12/29	at Atlanta	1	1	10	33	3.3	24	0	2	75	37.5	56	0
SEASON TOTALS		15	15	201	843	4.2	43t	3	26	333	12.8	72t	1
POSTSEASON													
1/12	SAN FRANCISCO	1	1	5	13	2.6	7	0	0	0	0.0	0	0
POSTSEASON TOTALS		1	1	5	13	2.6	7	0	0	0	0.0	0	0

> WILLIAMS' 2012 GAME-BY-GAME STATISTICS

Date	Opponent	GP	GS	RUSHING				RECEIVING					
				Att	Yds	Avg	Lg	TD	No	Yds	Avg	Lg	TD
9/9	at Tampa Bay	1	1	6	-1	-0.2	7	0	1	5	5.0	5	0
9/16	NEW ORLEANS	1	1	14	69	4.9	27	1	0	0	0.0	0	0
9/20	N.Y. GIANTS	1	1	11	50	4.5	16	0	2	23	11.5	14	0
9/30	at Atlanta	1	1	11	49	4.5	13t	1	1	2	2.0	2	0
10/7	SEATTLE	1	1	6	6	1.0	4	0	0	0	0.0	0	0
10/21	DALLAS	1	0	2	4	2.0	3	0	0	0	0.0	0	0
10/28	at Chicago	1	0	11	33	3.0	17	0	0	0	0.0	0	0
11/4	at Washington	1	0	6	37	6.2	30t	1	0	0	0.0	0	0

> WILLIAMS' 2012 GAME-BY-GAME STATISTICS (Continued)

Date	Opponent	GP	GS	RUSHING					RECEIVING				
				Att	Yds	Avg	Lg	TD	No	Yds	Avg	Lg	TD
11/11	DENVER	1	0	6	6	1.0	4	0	1	17	17.0	17	0
11/18	TAMPA BAY	1	0	7	18	2.6	5	0	0	0	0.0	0	0
11/26	at Philadelphia	1	0	11	21	1.9	4	0	0	0	0.0	0	0
12/2	at Kansas City	1	1	12	67	5.6	13	0	1	1	1.0	1	0
12/9	ATLANTA	1	1	17	56	3.3	13	0	2	56	28.0	53t	1
12/16	at San Diego	1	1	22	93	4.2	12	0	2	51	25.5	45t	1
12/23	DAKLAND	1	1	10	19	1.9	14	0	2	29	14.5	22	0
12/30	at New Orleans	1	1	21	210	10.0	65	2	1	3	3.0	3	0
SEASON TOTALS		16	10	173	737	4.3	65	5	13	187	14.4	53t	2

> WILLIAMS' 2011 GAME-BY-GAME STATISTICS

Date	Opponent	GP	GS	RUSHING					RECEIVING				
				Att	Yds	Avg	Lg	TD	No	Yds	Avg	Lg	TD
9/11	at Arizona	1	1	12	30	2.5	8	0	1	6	6.0	6	0
9/18	GREEN BAY	1	1	5	13	2.6	6	0	4	23	5.8	10	0
9/25	JACKSONVILLE	1	1	10	18	1.8	5	0	2	17	8.5	11	0
10/2	at Chicago	1	1	10	82	8.2	26	0	0	0	0.0	0	0
10/9	NEW ORLEANS	1	1	9	115	12.8	69t	1	0	0	0.0	0	0
10/16	at Atlanta	1	1	12	44	3.7	18	0	1	2	2.0	2	0
10/23	WASHINGTON	1	1	10	35	3.5	8	0	0	0	0.0	0	0
10/30	MINNESOTA	1	1	7	26	3.7	12	0	2	13	6.5	7	0
11/13	TENNESSEE	1	1	8	35	4.4	21	0	0	0	0.0	0	0
11/20	at Detroit	1	1	10	73	7.3	29	0	1	32	32.0	32	0
11/27	at Indianapolis	1	1	15	69	4.6	25t	2	0	0	0.0	0	0
12/4	at Tampa Bay	1	1	11	29	2.6	9	0	0	0	0.0	0	0
12/1	ATLANTA	1	1	7	87	12.4	74t	1	1	4	4.0	4	0
12/18	at Houston	1	1	15	61	4.1	24t	1	0	0	0.0	0	0
12/24	TAMPA BAY	1	1	7	66	9.4	22t	2	2	18	9.0	10	0
1/1	at New Orleans	1	1	7	53	7.6	20	0	2	20	10.0	12	0
SEASON TOTALS		16	14	155	836	5.4	74t	7	16	135	8.4	32	0

> WILLIAMS' 2010 GAME-BY-GAME STATISTICS

Date	Opponent	GP	GS	RUSHING					RECEIVING				
				Att	Yds	Avg	Lg	TD	No	Yds	Avg	Lg	TD
9/12	at N.Y. Giants	1	1	16	62	3.9	29	0	0	0	0.0	0	0
9/19	TAMPA BAY	1	1	17	54	3.2	11	0	3	20	6.7	11	0
9/26	CINCINNATI	1	1	10	64	6.4	26	0	0	0	0.0	0	0
10/3	at New Orleans	1	1	13	86	6.6	39t	1	1	14	14.0	14	0
10/10	CHICAGO	1	1	12	51	4.3	23	0	3	8	2.7	5	0
10/24	SAN FRANCISCO	1	1	19	44	2.3	10	0	4	19	4.8	8	0
10/31	at St. Louis												
11/7	NEW ORLEANS												
11/14	at Tampa Bay												
11/21	BALTIMORE												
11/28	at Cleveland												
12/5	at Seattle												
12/12	ATLANTA												
12/19	ARIZONA												
12/23	at Pittsburgh												
1/2	at Atlanta												
SEASON TOTALS		6	6	87	361	4.1	39t	1	11	61	5.5	14	0

> WILLIAMS' 2009 GAME-BY-GAME STATISTICS

Date	Opponent	GP	GS	RUSHING					RECEIVING				
				Att	Yds	Avg	Lg	TD	No	Yds	Avg	Lg	TD
9/13	PHILADELPHIA	1	1	14	37	2.6	11t	1	4	42	10.5	20	0
9/20	at Atlanta	1	1	16	79	4.9	16	1	3	32	10.7	18	0
9/28	at Dallas	1	1	11	64	5.8	17	0	2	10	5.0	6	0
10/11	WASHINGTON	1	1	18	40	2.2	7	0	2	19	9.5	10	0

DEANGELO WILLIAMS

> WILLIAMS' 2009 GAME-BY-GAME STATISTICS (Continued)

Date	Opponent	GP	GS	RUSHING					RECEIVING				
				Att	Yds	Avg	Lg	TD	No	Yds	Avg	Lg	TD
10/18	at Tampa Bay	1	1	30	152	5.1	20t	2	2	20	10.0	16	0
10/25	BUFFALO	1	1	16	89	5.6	17	1	5	50	10.0	12	0
11/1	at Arizona	1	1	23	158	6.9	77	0	0	0	0.0	0	0
11/8	at New Orleans	1	1	21	149	7.1	66t	2	2	12	6.0	7	0
11/15	ATLANTA	1	1	19	92	4.8	28	0	1	30	30.0	30	0
11/19	MIAMI	1	1	13	122	9.4	50	0	1	9	9.0	9	0
11/29	at N.Y. Jets	1	1	16	40	2.5	18	0	4	10	2.5	6	0
12/6	TAMPA BAY							INACTIVE					
12/13	at New England	1	1	13	82	6.3	26	0	2	15	7.5	9	0
12/20	MINNESOTA	1	1	6	13	2.2	5	0	1	3	3.0	3	0
12/27	at N.Y. Giants							INACTIVE					
1/3	NEW ORLEANS							INACTIVE					
SEASON TOTALS		13	13	216	1,117	5.2	77	7	29	252	8.7	30	0

> WILLIAMS' 2008 GAME-BY-GAME STATISTICS

Date	Opponent	GP	GS	RUSHING					RECEIVING				
				Att	Yds	Avg	Lg	TD	No	Yds	Avg	Lg	TD
9/7	at San Diego	1	1	18	86	4.8	11	0	1	4	4.0	4	0
9/14	CHICAGO	1	1	11	31	2.8	8	0	1	-6	-6.0	-6	0
9/21	at Minnesota	1	1	10	27	2.7	8	0	2	17	8.5	12	0
9/28	ATLANTA	1	1	15	54	3.6	21	0	2	9	4.5	7	0
10/5	KANSAS CITY	1	1	20	123	6.2	32t	2	1	25	25.0	25t	1
10/12	at Tampa Bay	1	1	11	27	2.5	7	0	2	8	4.0	6	0
10/19	NEW ORLEANS	1	1	18	66	3.7	17	0	1	4	4.0	4t	1
10/26	ARIZONA	1	1	17	108	6.4	15t	1	2	15	7.5	13	0
11/9	at Oakland	1	1	19	140	7.4	69t	1	1	3	3.0	3	0
11/16	DETROIT	1	1	14	120	8.6	56t	2	0	0	0.0	0	0
11/23	at Atlanta	1	1	19	101	5.3	21	1	2	19	9.5	11	0
11/30	at Green Bay	1	1	21	72	3.4	27	4	3	14	4.7	6	0
12/8	TAMPA BAY	1	1	19	186	9.8	41	2	1	6	6.0	6	0
12/14	DENVER	1	1	12	88	7.3	56t	1	3	3	1.0	4	0
12/21	at N.Y. Giants	1	1	24	108	4.5	30t	4	0	0	0.0	0	0
12/28	at New Orleans	1	1	25	178	7.1	30	0	0	0	0.0	0	0
SEASON TOTALS		16	16	273	1,515	5.5	69t	18	22	121	5.5	25t	2

POSTSEASON

1/10	ARIZONA	1	1	12	63	5.3	31	0	1	6	6.0	6	0
POSTSEASON TOTALS		1	1	12	63	5.3	31	0	1	6	6.0	6	0

> WILLIAMS' 2007 GAME-BY-GAME STATISTICS

Date	Opponent	GP	GS	RUSHING					RECEIVING				
				Att	Yds	Avg	Lg	TD	No	Yds	Avg	Lg	TD
9/9	at St. Louis	1	0	15	62	4.1	12	0	1	11	11.0	11	0
9/16	HOUSTON	1	0	8	31	3.9	16	0	4	20	5.0	7	0
9/23	at Atlanta	1	0	11	47	4.3	13	0	0	0	0.0	0	0
9/30	TAMPA BAY	1	0	2	5	2.5	5	0	3	37	12.3	24t	1
10/7	at New Orleans	1	0	7	23	3.3	10	0	0	0	0.0	0	0
10/14	at Arizona	1	0	10	121	12.1	75	1	0	0	0.0	0	0
10/28	INDIANAPOLIS	1	0	5	14	2.8	7	0	6	11	1.8	8	0
11/4	at Tennessee	1	0	4	15	3.8	14	0	2	10	5.0	5	0
11/11	ATLANTA	1	0	7	27	3.9	12	0	0	0	0.0	0	0
11/18	at Green Bay	1	0	6	22	3.7	9	0	1	18	18.0	18	0
11/25	NEW ORLEANS	1	0	4	19	4.8	6	0	0	0	0.0	0	0
12/2	SAN FRANCISCO	1	0	17	82	4.8	23	0	1	46	46.0	46	0
12/9	at Jacksonville	1	0	3	7	2.3	7	0	2	5	2.5	5	0
12/16	SEATTLE	1	0	15	61	4.1	35t	1	2	11	5.5	7	0
12/22	DALLAS	1	0	10	60	6.0	39	0	1	6	6.0	6	0
12/30	at Tampa Bay	1	0	20	121	6.1	32t	2	0	0	0.0	0	0
SEASON TOTALS		16	0	144	717	5.0	75	4	23	175	7.6	46	1

> WILLIAMS' 2006 GAME-BY-GAME STATISTICS

Date	Opponent	GP	GS	RUSHING					RECEIVING				
				Att	Yds	Avg	Lg	TD	No	Yds	Avg	Lg	TD
9/10	ATLANTA	1	0	0	0	0.0	0	0	1	8	8.0	8	0
9/17	at Minnesota	1	0	13	74	5.7	23	1	5	24	4.8	16	0
9/24	at Tampa Bay	1	0	4	-1	-0.3	3	0	0	0	0.0	0	0
10/1	NEW ORLEANS	1	0	8	62	7.8	31	0	1	9	9.0	9	0
10/8	CLEVELAND	1	0	1	4	4.0	4	0	0	0	0.0	0	0
11/13	TAMPA BAY	1	0	7	19	2.7	15	0	1	11	11.0	11	0
11/19	ST. LOUIS	1	0	20	114	5.7	31	0	2	24	12.0	18	0
11/26	at Washington	1	1	17	63	3.7	28	0	3	23	7.7	14	0
12/4	at Philadelphia	1	1	17	74	4.4	20	0	7	101	14.4	41	1
12/10	N.Y. GIANTS	1	0	2	1	0.5	3	0	4	45	11.3	22	0
12/17	PITTSBURGH	1	0	2	2	1.0	1	0	2	11	5.5	8	0
12/24	at Atlanta	1	0	21	82	3.9	10	0	1	5	5.0	5	0
12/31	at New Orleans	1	0	9	7	0.8	11	0	6	52	8.7	18	0
SEASON TOTALS		13	2	121	501	4.1	31	1	33	313	9.5	41	1

> WILLIAMS' CAREER TOTALS

Year	Team	GP	GS	RUSHING					RECEIVING				
				Att	Yds	Avg	Lg	TD	No	Yds	Avg	Lg	TD
2006	Carolina	13	2	121	501	4.1	31	1	33	313	9.5	41	1
2007	Carolina	16	0	144	717	5.0	75	4	23	175	7.6	46	1
2008	Carolina	16	16	273	1,515	5.5	69t	18	22	121	5.5	25t	2
2009	Carolina	13	13	216	1,117	5.2	77	7	29	252	8.7	30	0
2010	Carolina	6	6	87	361	4.1	39t	1	11	61	5.5	14	0
2011	Carolina	16	14	155	836	5.4	74t	7	16	135	8.4	32	0
2012	Carolina	16	10	173	737	4.3	65	5	13	187	14.4	53t	2
2013	Carolina	15	15	201	843	4.2	43t	3	26	333	12.8	72t	1
2014	Carolina	6	6	62	219	3.5	17	0	5	44	8.8	30	0
NFL TOTALS		117	82	1,432	6,846	4.8	77	46	178	1,621	9.1	72t	7

REGULAR-SEASON SINGLE-GAME HIGHS:

Attempts: 30, at Tampa Bay, 10/18/09; **Yards:** 210, at New Orleans, 12/30/12; **Avg. (Min. 10 Att.):** 12.1, at Arizona, 10/14/07; **Long:** 77, at Arizona, 11/1/09; **Touchdowns:** 4, twice, last at N.Y. Giants, 12/21/08; **Receptions:** 7, at Philadelphia, 12/4/06; **Receiving Yards:** 101, at Philadelphia, 12/4/06; **Receiving Long:** 72t, vs. N.Y. Jets, 12/15/13; **Receiving Touchdowns:** 1, seven times, vs. N.Y. Jets, 12/15/13.

Additional Statistics: Has returned 45 kickoffs for 854 yards (19.0 avg.) with a long of 39.

POSTSEASON

Year	Team	GP	GS	RUSHING					RECEIVING				
				Att	Yds	Avg	Lg	TD	No	Yds	Avg	Lg	TD
2008	Carolina	1	1	12	63	5.3	31	0	1	6	6.0	6	0
2013	Carolina	1	1	5	13	2.6	7	0	0	0	0.0	0	0
2014	Carolina	2	0	6	30	5.0	12	0	2	2	1.0	2	0
NFL TOTALS		4	2	23	106	4.6	31	0	3	8	2.7	6	0



Vince Williams **LB**

HEIGHT: 6-1
WEIGHT: 250
COLLEGE: Florida State
BORN: Dec. 27, 1989

BIRTHPLACE: Davenport, Fla.
HOW ACQUIRED: D6b - '13 (#206)
NFL EXPERIENCE: 3rd year

PRO [31-13/1-0]: Originally drafted by the Steelers with their second of two selections in the sixth round (206th overall) of the 2013 NFL Draft.

2014 [16-2/1-0]: Saw action in all 16 games with three starts in the regular season...made his postseason debut vs. Baltimore in the AFC Wild Card Game...tied for the team-lead with 15 special teams tackles (four, 11/17 at Tennessee and 12/21 vs. Kansas City, three, 10/5 at Jacksonville, and one, 10/26 vs. Indianapolis, 11/2 vs. Baltimore, 11/9 at N.Y. Jets and 12/28 vs. Cincinnati).

11/17 at Tennessee: Registered a career-high four special teams tackles.

12/21 vs. Kansas City: Recorded his first career fumble recovery that was forced by rookie DE Stephon Tuitt...tied his career-high with four special teams tackles.

2013 [15-11]: Played in 15 games, making 11 starts...inactive 9/8 vs. Tennessee.

9/16 at Cincinnati: Made his NFL debut...recorded the first five tackles of his NFL career.

9/29 at Minnesota [London]: Made his first career start...led the team with a career-high 10 tackles.

11/3 at New England: Made at least five tackles for the seventh straight game...left the game in the fourth quarter with a concussion and did not return.

COLLEGE Played in 50 games, starting 26 games during his final two seasons at Florida State...recorded 140 tackles, three sacks, 13.5 TFLs, one fumble recovery, seven passes defended and one interception...earned All-ACC Honorable Mention, Phil Steele Postseason All-ACC second-team honors and was an Under Armour Senior Bowl selection all as a senior...majored in creative writing and sociology. **2012:** Started all 14 games at middle linebacker...helped Florida State's defense lead the

nation in yards allowed per play, rank second nationally in total defense and rank in the top six nationally in scoring defense, rushing defense, pass defense, pass efficiency defense and opponent three-and-outs...finished fourth on the team with 59 tackles as he eclipsed 50 tackles for the second straight season...recorded five or more tackles in seven of his 14 games...set a career-high with 10 tackles in the Orange Bowl win over Northern Illinois, which included his first sack of the season...set a career-high with 6.5 TFLs on the season, and set a new career best with two stops behind the line in the ACC Championship Game win over Georgia Tech...named one of four team captains and given the Leadership Award on defense at the team's annual banquet. **2011:** Started 12-of-13 games at middle linebacker...ranked fifth on the team with 54 tackles...also added five TFLs, two sacks, one interception and three pass break-ups...received one of two awards for best attitude on the defense at the team's annual banquet. **2010:** Saw his first playing time since the 2008 season, when he missed all of the 2009 season with a back injury...played in 11-of-14 games, recording 17 tackles. **2009:** Granted a medical redshirt due to a back injury. **2008:** Played in 12 games as a true freshman...graduated early from high school and enrolled in January 2008, which allowed him to attend spring practice.

PERSONAL Attended Ridge Community High School (Davenport, Fla.)...earned a four-star ranking as an inside linebacker as a high school senior...named Polk County Defensive Player of the Year as a junior and earned all-county honors as a sophomore...amassed almost 300 tackles with 48 TFLs and 25 sacks over three varsity seasons...earned 3A second-team All-State honors as a senior...co-MVP of the Scout.com combine in Jacksonville...son of Mark and Vel Williams...Full name: Vincenzo Jerard Williams.

> WILLIAMS' 2014 GAME-BY-GAME STATISTICS

Date	Opponent	GP	GS	T	AT	TOT	Sacks	Yds	Int/Yds	PD	FF	FR
9/7	CLEVELAND	1	0	0	0	0	0.0	0.0	0/0	0	0	0
9/11	at Baltimore	1	0	0	1	1	0.0	0.0	0/0	0	0	0
9/21	at Carolina	1	0	0	0	0	0.0	0.0	0/0	0	0	0
9/28	TAMPA BAY	1	0	0	0	0	0.0	0.0	0/0	0	0	0
10/5	at Jacksonville	1	0	0	0	0	0.0	0.0	0/0	0	0	0
10/12	at Cleveland	1	0	0	0	0	0.0	0.0	0/0	0	0	0
10/20	HOUSTON	1	0	1	0	1	0.0	0.0	0/0	0	0	0
10/26	INDIANAPOLIS	1	0	5	1	6	0.0	0.0	0/0	0	0	0
11/2	BALTIMORE	1	0	0	0	0	0.0	0.0	0/0	0	0	0
11/9	at N.Y. Jets	1	1	1	2	3	0.0	0.0	0/0	0	0	0
11/17	at Tennessee	1	1	1	2	3	0.0	0.0	0/0	0	0	0
11/30	NEW ORLEANS	1	1	1	1	2	0.0	0.0	0/0	0	0	0
12/7	at Cincinnati	1	0	3	0	3	0.0	0.0	0/0	0	0	0
12/14	at Atlanta	1	0	5	2	7	0.0	0.0	0/0	0	0	0
12/21	KANSAS CITY	1	0	0	3	3	0.0	0.0	0/0	0	0	1
12/28	CINCINNATI	1	0	1	0	1	0.0	0.0	0/0	0	0	0
SEASON TOTALS		16	3	18	11	29	0.0	0.0	0/0	0	0	1

POSTSEASON

1/3	BALTIMORE	1	0	1	1	2	0.0	0.0	0/0	0	0	0
POSTSEASON TOTALS		1	0	1	1	2	0.0	0.0	0/0	0	0	0

> WILLIAMS' 2013 GAME-BY-GAME STATISTICS

Date	Opponent	GP	GS	T	AT	TOT	Sacks	Yds	Int/Yds	PD	FF	FR
9/8	TENNESSEE						INACTIVE					
9/16	at Cincinnati	1	0	5	0	5	0.0	0.0	0/0	0	0	0
9/22	CHICAGO	1	0	3	4	7	0.0	0.0	0/0	0	0	0
9/29	vs. Minnesota	1	1	6	4	10	0.0	0.0	0/0	0	0	0
10/13	at N.Y. Jets	1	0	3	2	5	0.0	0.0	0/0	0	0	0
10/20	BALTIMORE	1	1	3	2	5	0.0	0.0	0/0	0	0	0
10/27	at Oakland	1	1	3	2	5	0.0	0.0	0/0	0	0	0
11/3	at New England	1	1	4	1	5	0.0	0.0	0/0	0	0	0
11/10	BUFFALO	1	1	1	1	2	0.0	0.0	0/0	0	0	0
11/17	DETROIT	1	1	1	4	5	0.0	0.0	0/0	0	0	0
11/24	at Cleveland	1	1	4	1	5	0.0	0.0	0/0	0	0	0
11/28	at Baltimore	1	1	1	0	1	0.0	0.0	0/0	0	0	0
12/8	MIAMI	1	1	0	3	3	0.0	0.0	0/0	0	0	0
12/15	CINCINNATI	1	1	4	0	4	0.0	0.0	0/0	0	0	0
12/22	at Green Bay	1	0	2	0	2	0.0	0.0	0/0	0	0	0
12/29	CLEVELAND	1	1	2	0	2	0.0	0.0	0/0	0	0	0
SEASON TOTALS		15	11	42	24	66	0.0	0.0	0/0	0	0	0

> WILLIAMS' CAREER TOTALS

REGULAR SEASON

Year	Team	GP	GS	T	AT	TOT	Sacks	Yds	Int/Yds	PD	FF	FR
2013	Pittsburgh	15	11	42	24	66	0.0	0.0	0/0	0	0	0
2014	Pittsburgh	16	3	18	11	29	0.0	0.0	0/0	0	0	1
NFL TOTALS		31	14	60	35	95	0.0	0.0	0/0	0	0	1

Career Special Teams Tackles (15): 15 in '14.

REGULAR-SEASON SINGLE-GAME HIGHS:

Total Tackles: 10, at Minnesota, 9/29/13; Solo Tackles: 6, at Minnesota, 9/29/13; Fumble Recoveries: 1, vs. Kansas City, 12/21/14.

POSTSEASON

Year	Team	GP	GS	T	AT	TOT	Sacks	Yds	Int/Yds	PD	FF	FR
2014	Pittsburgh	1	0	1	1	2	0.0	0.0	0/0	0	0	0
NFL TOTALS		1	0	1	1	2	0.0	0.0	0/0	0	0	0



> Brad Wing [#]

HEIGHT: 6-3
WEIGHT: 205
COLLEGE: LSU
BORN: Jan. 27, 1991

BIRTHPLACE: Melbourne, Victoria, Australia
HOW ACQUIRED: FA - '14
NFL EXPERIENCE: 2nd year

PRO (16-0/1-0): Signed a Reserve/Future contract with the Steelers on January 3, 2014... released by the Philadelphia Eagles on August 25, 2013...originally signed with the Eagles as an undrafted rookie free agent on April 29, 2013.

2014 (16-0/1-0): Punted in all 16 regular-season games...made his postseason debut in the AFC Wild Card Game vs. Baltimore...his 43.7 gross punting average during the regular season was good for fifth place on the team's all-time single-season chart for a rookie or first-year punter.

9/7 vs. Cleveland: Punted in his first career contest...punted six times for 262 yards...his first career punt traveled 56 yards.

9/11 at Baltimore: Recorded his first career special teams tackle.

9/21 at Carolina: Had a career-best net punting average (49.3).

10/12 at Cleveland: Set career-highs in punts (7) and punting yards (322).

11/2 vs. Baltimore: Threw a two-point conversion to TE Matt Spaeth, the team's first two-point conversion since 10/27/13 at Oakland (Emmanuel Sanders).

12/7 at Cincinnati: Connected on a career-best 74-yard punt.

2013 (0-0): Not on an NFL roster.

COLLEGE Played in 23 career games at LSU and averaged a school-record 44.6 yards on 118 career punts...became just the second punter in LSU history to earn first-team All-America honors, achieving the feat in 2011...placed 48 career punts inside the 20-yard line and connected on 39 punts that traveled 50 yards or more...holds two of the top five single-season punting averages in school history...his 44.8-yard average in 2012 ranks third, while his 44.37-yard average in 2011 ranks

fifth in school annals...majored in sports administration. **2012:** Played in 11 games, missing the season-opener and the Chick-fil-A Bowl...earned second-team All-America honors from *Scout.com*...averaged 44.8 yards on 59 punts, which ranked fourth in the SEC and third in school history...placed 21 punts inside the 20-yard line, which also was good for fourth place in the conference...the team's 40.7-yard net punting average ranked LSU second in the SEC and eighth nationally...helped the Tigers limit opponents to 59 punt return yards the entire season, which ranked ninth nationally...connected on a season-long 69-yard punt against Arkansas, which tied for the fifth-longest punt in school history...set career-highs with 10 punts for 451 yards at Texas A&M, averaging 45.1 yards per punt with a long of 65 yards, five 50-plus yard punts and one downed inside the 20-yard line...set a career-high with a 54.3-yard average against Washington, placing one punt inside the 20-yard line with a long of 62 yards. **2011:** Played in 12 games for the Tigers, missing two games due to injury...earned a number of accolades...first-team All-America selection by the Associated Press, CBSsports.com, FoxSportsNext.com and SI.com...named a freshman All-American by CBSsports.com and *Sporting News*...selected to the all-SEC first-team by the Associated Press and the all-SEC second-team by the league's coaches...named to the SEC Coaches' all-freshman team...named a semifinalist for the Ray Guy Award, which is presented annually to college football's top punter...earned SEC Special Teams Player of the Week honors on two occasions...the first honor came against West Virginia when he placed all six of his punts inside the 20-yard line, averaging 48.7 yards per punt with a long of 60 yards...his second STOW honor came against Auburn when he finished with a season-high 51.2-yard average and three of his four punts were downed inside the 20-yard line...averaged 44.4 yards per punt on the season, which at the time ranked first in career average in school history and fourth in a single season...his 44.4-yard average also ranked him second in the SEC and 11th

nationally...helped LSU limit opponents to only 73 yards on 20 punt returns...connected on a career-high 73-yard punt against Alabama, which is the third-longest punt in LSU history...placed 27 punts inside the 20-yard line, 13 of which were downed inside the 10-yard line...finished with 20 punts of more than 50 yards while registering only five touchbacks...finished with eight punts for a 50.4 yard average against Georgia in the SEC Championship Game, including two inside the 20-yard line, a long of 67 yards and six punts that traveled more than 50 yards. **2010:** Redshirted.

PERSONAL

Graduate of Parkview Baptist High School (Baton Rouge, La.)...lettered in his only season of playing football after moving to the United States as an exchange student from Melbourne, Australia...averaged 41.8 yards per punt (41.5 net) during his senior season and was a first-team all-state selection...ranked the fifth kicker in the nation by *Rivals.com*...grew up playing Australian Rules football in Melbourne...son of David and Kathi Wing and has one brother, Tom...his father David was an Aussie Rules football player who also tried out for the Detroit Lions in 1990 and then punted for the Scottish Claymores of NFL Europe in 1998...has one son, Bentley... Full name: Brad Wing.

> WING'S 2014 GAME-BY-GAME STATISTICS

Date	Opponent	GP	No	Yds	Avg	Ret	Yds	Net	TB	In 20	Lg	Blk
9/7	CLEVELAND	1	6	262	43.7	1	0	40.3	1	2	56	0
9/11	at Baltimore	1	4	183	45.8	2	47	34.0	0	1	56	0
9/21	at Carolina	1	3	138	46.0	1	-10	49.3	0	1	59	0
9/28	TAMPA BAY	1	4	148	37.0	2	29	29.8	0	2	46	0
10/5	at Jacksonville	1	5	227	45.4	3	14	38.6	1	2	53	0
10/12	at Cleveland	1	7	322	46.0	2	7	42.1	1	2	70	0
10/20	HOUSTON	1	4	176	44.0	1	1	43.8	0	2	54	0
10/26	INDIANAPOLIS	1	2	89	44.5	1	16	36.5	0	1	54	0
11/2	BALTIMORE	1	6	251	41.8	3	32	36.5	0	0	51	0
11/9	at N.Y. Jets	1	2	92	46.0	2	16	39.0	0	0	46	0
11/17	at Tennessee	1	2	81	40.5	1	1	40.0	0	0	43	0
11/30	NEW ORLEANS	1	2	75	37.5	0	0	37.5	0	1	47	0
12/7	at Cincinnati	1	6	285	47.5	4	45	36.7	1	2	74	0
12/14	at Atlanta	1	3	129	43.0	1	7	40.7	0	2	55	0
12/21	KANSAS CITY	1	2	90	45.0	2	9	40.5	0	0	56	0
12/28	CINCINNATI	1	3	119	39.7	1	6	37.7	0	2	42	0
SEASON TOTALS		16	61	2,667	43.7	27	220	38.8	4	20	74	0
POSTSEASON												
1/3	BALTIMORE	1	3	115	38.3	0	0	38.3	0	2	48	0
POSTSEASON TOTALS		1	3	115	38.3	0	0	38.3	0	2	48	0

Career Special Teams Tackles [1]: 1 in '14.



Jordan Zumwalt 18

HEIGHT: 6-4
WEIGHT: 235
COLLEGE: UCLA
BORN: Oct. 13, 1991

BIRTHPLACE: LaHabra, Calif.
HOW ACQUIRED: D6a - '14 (#191)
NFL EXPERIENCE: 2nd year

PRO (0-0/0-0): Placed on the team's Reserve/Injured List on August 29, 2014...originally drafted by the Steelers with the team's first of two sixth-round selections (191st overall) of the 2014 NFL Draft.

2014 (0-0/0-0): Missed the entire season after being placed on the team's Reserve/Injured List on August 29, 2014.

COLLEGE Started 30-of-50 contests...finished with 256 tackles [164 solo] that included two sacks for minus-11 yards, 22.0 TFLs for 75 yards, five forced fumbles, one fumble recovery and two blocked kicks...also advanced a blocked punt nine yards...deflected two passes and intercepted two others...also gained 12 yards on a reception...majored in general studies. **2013:** Earned All-Pac 12 Conference second-team accolades from The NFL Draft Report and received honorable mention from the league's coaches...the Butkus Award Watch List member and 2014 Senior Bowl invitee was also named co-MVP after his performance vs. Virginia Tech in the Sun Bowl...started all 13 games...finished second on the team with a career-high 93 tackles [54 solo] that included 5.5 TFLs...caused three fumbles and intercepted two passes for 46 yards...presented with the Kenneth S. Washington Award for Outstanding Senior of the Year (defense) at the team's annual banquet. **2012:** Started nine of the 13 games he appeared in, ranking fourth on the team with 71 tackles [52 solo], adding two sacks for minus-11 yards and eight TFLs...also caused two fumbles and recovered another. **2011:** Spent the bulk of the season at strong side outside linebacker before starting four late season games at middle linebacker...recorded 60 tackles [38 solo],

ranking third on the team, with six TFLs...broke up one pass and intercepted another. **2010:** Appeared in 11 games, moving late in the season to middle line-backer, as he combined for four starts...the Defensive tri-winner of UCLA's John Boncheff, Jr. Memorial Award for Rookie of the Year, he was also named to the Freshman All-Pac 10 team, as he totaled 32 tackles [20 solo] with three TFLs.

PERSONAL Attended Thomas Edison High School (Huntington Beach, Calif.), playing football for head coach Dave White...lettered four times on the gridiron...a four-star recruit by both *Rivals.com* and *Scout.com*, the EA Sports All-American second-team selection was rated the fourth-best inside linebacker and ranked as the 205th national overall prospect in the nation by *Rivals.com*...*Scout.com* placed him ninth among the nation's elite middle linebackers and Super Prep rated him the 38th-best player in the West...the *Tacoma News Tribune* Western 100 pick was named as an honorable mention for the *Long Beach Press-Telegram* Best in the West team...during his final season, the defender registered 164 tackles with 3.5 sacks and ten more stops behind the line of scrimmage...his performance got him selected as the GoldenStatePreps.com SoCal Defensive Player of the Year, adding Max-Preps All-California first-team honors...chosen the Orange County Register Defensive Player of the Year and CIF-SS Pac-5 Division Defensive Player of the Year following his senior year...the two-time Defensive MVP of the Sunset League also lettered two seasons in basketball and one year in wrestling...son of Nanette and Rick Zumwalt...father played football at Arizona State (1986-87)...mother was a three-sport athlete in high school...Full name: Jordan Dean Zumwalt.



> Bud Dupree **LB** 2015 DRAFT PICK 1st Rd

HEIGHT: 6-4
WEIGHT: 269
COLLEGE: Kentucky
BORN: Feb. 12, 1993

BIRTHPLACE: Macon, Ga.
HOW ACQUIRED: D1 - '15 (#22)
NFL EXPERIENCE: Rookie

PRO (0-0/0-0): Drafted by the Steelers in the first round (22nd overall) of the 2015 NFL Draft.

COLLEGE Played in 47 games at Kentucky, starting 38, finishing with 247 tackles, 23.5 sacks, 38 tackles for loss and four forced fumbles...ranks second in Wildcat history with 23.5 career sacks...earned All-SEC honorable mention each of his final three seasons, playing both defensive end and linebacker throughout his Kentucky career...finished in the top-10 in the SEC in quarterback sacks three straight years (2012-14)...graduated with a degree in community and leadership development. **2014:** Started all 12 games, finishing second on the team with 74 tackles, while leading the defense with 12.5 stops for loss and 7.5 sacks...had one pass breakup, five quarterback hurries, two forced fumbles and one blocked kick...returned an interception for the game-winning score vs. South Carolina...tallied a career-best 15 tackles vs. Tennessee...totaled 10 tackles against No. 1 ranked Mississippi State...named National Defensive Lineman of the Week for a seven tackle, one sack and two forced fumble game vs. Louisville. **2013:** Started all 11 games played...ranked second on the team with 61 tackles, adding a team-high 9.5 tackles for a loss and 7.0 sacks to go along with two forced fumbles, three quarterback hurries and one pass breakup...his 7.0 sacks were sixth-most in the SEC...notched a season-high 13 tackles vs. Mississippi State with 1.0 sack and two stops for a loss, marking the most tackles by a Wildcat defensive lineman since game-by-game records became

available in 1993. **2012:** Started all 12 games, racking up 91 tackles to finish 10th among SEC defenders...also ranked seventh in the conference in tackles for loss (12.5) and sacks (6.5)...his season-high 12 tackles came in a game vs. Western Kentucky...reached double-digit tackles at Tennessee...recorded a single-game career-best 2.0 sacks in the team's win vs. Samford. **2011:** Appeared in all 12 games, starting each of the final three...tallied 21 tackles, 14 occurring in his three starts, and 2.5 sacks, two pass breakups and a fumble recovery...notched a season-best five stops vs. Vanderbilt and Georgia.

PERSONAL Attended Wilkinson County High School (Irwinton, Ga.)...named first-team all-state as a senior as chosen by the Georgia Sports Writers Association and the *Atlanta Journal-Constitution*...was a four-year starter at tight end and three-year starter at defensive end...had more than 1,000 receiving yards and 10 touchdowns as a senior, along with 62 tackles and 10.0 quarterback sacks...his team went 11-3 his senior year and 10-4 as a sophomore, advancing to the Class-A state semifinals each season...named one of the nation's top 50 tight ends by Scout.com...was also a basketball standout, helping lead Wilkinson County to the Class-A state championship his senior year...named to the All-Middle Georgia Team...member of the Future Business Leaders of America...honor-roll student...son of Sophia Stephens and Alvin Dupree Sr....Full name: Alvin "Bud" Dupree.



Senquez Golson **CB** 2015 DRAFT PICK 2nd Rd

HEIGHT: 5-9
WEIGHT: 176
COLLEGE: Ole Miss
BORN: July 7, 1993

BIRTHPLACE: Pascagoula, Miss.
HOW ACQUIRED: D2 - '15 (#56)
NFL EXPERIENCE: Rookie

PRO (0-0/0-0): Drafted by the Steelers in the second round (56th overall) of the 2015 NFL Draft.

COLLEGE Started 33-of-49 games at Ole Miss, recording 136 tackles and 16 interceptions...his 16 interceptions were tops among NCAA active leaders and were tied for third-most in school history...majored in criminal justice. **2014:** Led the SEC and ranked second nationally with 10 interceptions, tying Bobby Wilson's school record set in 1949...tied for SEC lead and tied for fourth nationally with 18 passes defended...finished with 43 tackles (33 solo), 3.0 TFLs, a half-sack and two QB hurries...started every game at cornerback...a unanimous All-America first team...school's first consensus and unanimous All-America first teamer since Michael Oher in 2008...one of five finalists for Bronko Nagurski Trophy, awarded to the national defensive player of the year...named All-SEC first team...invited to play in the Senior Bowl...vs. UL-Lafayette, had his second career two interception game, returning one 59 yards for his first career touchdown...vs. #1 Alabama, recorded a game-saving interception in the end zone with 37 seconds left to seal the Rebels' 23-17 win...vs. #3 Auburn: picked off a pass for the fifth straight game and added five tackles and two pass break-ups...Chick-fil-A Peach Bowl vs. #6 TCU: returned an interception 36 yards. **2013:** Played in 12 games with 10 starts at corner, finishing eighth on the team with 41 tackles...also recorded 2.5 TFLs, two interceptions and three pass breakups...Music City Bowl vs. Georgia Tech: had five tackles, 0.5 TFL, one

pass breakup and one interception. **2012:** Played in 12 games with six starts at cornerback...had 36 tackles, three interceptions and six passes defended...at #7 LSU, posted three tackles and two interceptions for a total of 36 return yards, including a return of 21 yards that set up a score...BBVA Compass Bowl vs. Pitt: made four stops and had an interception that he returned 19 yards. **2011:** Played in 12 games with four starts at cornerback...tallied 16 stops and had one interception...vs. Louisiana Tech: started second game of the season at corner, recording two solo tackles and his first career interception deep in Rebel territory...vs. LSU: racked up a career-high eight tackles.

PERSONAL Attended Pascagoula High School (Pascagoula, Miss.)...named a SuperPrep All-America selection and rated the No. 8 player in Mississippi...participated in the Offense Defense All-American Game...named to *The Clarion-Ledger's* Top-25 recruits list and the Dandy Dozen squad...a second-team Class 6A All-State pick by the Mississippi Association of Coaches as a senior...rated the No. 10 player in Mississippi and the No. 33 cornerback in the nation by Rivals.com...named the No. 25 cornerback in the nation and No. 271 player overall by Scout.com...a PrepStar All-Region selection...recorded three interceptions and scored five touchdowns as a senior...also named to *The Clarion-Ledger's* Baseball Dandy Dozen...selected in the eighth round of the 2011 MLB Draft by the Boston Red Sox with the 262nd overall pick as a center fielder...son of Anthony and Tarsha Golson...Full name: Senquez Daquinn Golson.



➤ Sammie Coates **WR** 2015 DRAFT PICK 3rd Rd

HEIGHT: 6-1
WEIGHT: 212
COLLEGE: Auburn
BORN: March 31, 1993

BIRTHPLACE: Leroy, Ala.
HOW ACQUIRED: D3 - '15 (#87)
NFL EXPERIENCE: Rookie

PRO (0-0/0-0): Drafted by the Steelers in the third round (87th overall) of the 2015 NFL Draft.

COLLEGE A three-year starter at Auburn, finished with a 19-game reception streak...tabbed second-team All-SEC...finished 10th in career receiving at Auburn (1,757 yards) with seven career 100-yard games...hauled in 13 career touchdown catches...graduated with a degree in public administration. **2014:** Started 7-of-12 games played, catching 34 passes for 741 yards with four touchdowns...tallied 144 yards on four catches vs. LSU, with a 56-yard touchdown...gained 122 receiving yards on five catches at Ole Miss, with a 57-yard scoring grab...set an Auburn Iron Bowl-record with 206 yards receiving at Alabama on five catches, with touchdown receptions of 34 and 68 yards. **2013:** Made 12 starts in 14 games played, totaling 42 receptions for 902 yards with seven touchdowns...ranked third in nation in yards per catch (21.5) and averaged 54.1 yards per touchdown catch...had 14 receptions of 30+ yards...his 68-yard touchdown catch vs. Arkansas State was the first 60+ yard pass play for Auburn since 2010...totaled 139 receiving yards on four catches at LSU, with long gains of 42 and 52 yards...recorded 104 receiving yards on five catches at Texas A&M, including a 43-yard touchdown...gained 113 yards on just three catches vs. Florida Atlantic, with touchdowns of 67 and 36 yards...his 88-yard touchdown reception at Arkansas was third longest pass play in AU history, and was a career-best...finished that game with 102 yards receiving, his third consecutive 100-yard game...his 39-yard fourth-quarter touchdown to tie the game with 0:32 remaining was one of his two catches in win over Alabama...had 94 yards receiving, including a 38-yard touchdown catch in SEC championship game vs. Missouri...had four receptions for 61 yards in the BCS title game. **2012:**

Was part of the wide receiver rotation as a redshirt freshman...saw first collegiate action vs. Clemson...his first career touchdown was a leaping grab off a 33-yard hail mary in the endzone on the last play of first half vs. ULM...caught a nine-yard touchdown against Alabama A&M. **2011:** Did not play after suffering a pre-season injury.

PERSONAL Attended Leroy High School (Leroy, Ala.)...ranked No. 57 nationally among wide receivers and the No. 10 player in the state of Alabama by Scout.com...named the nation's No. 71 wide receiver and the No. 21 player from the state of Alabama by Rivals.com...listed as the nation's No. 73 wide receiver by ESPN.com/Scouts Inc....listed as the No. 26 recruit from Alabama by SuperPrep...named to the All-Southeast Region team by PrepStar...ranked No. 7 on the Birmingham News' list of the Alabama Super Seniors...ranked eighth on the Mobile Press-Register's Elite 18 and No. 102 in the Press-Register's Super Southeast 120...named to the Orlando Sentinel's All-Southern Team as a first-team selection from Alabama...selected to play in the Alabama-Mississippi All-Star Game following his senior season...named to the Super 12 team and was named the 2010 Class 2A Back of the Year by the Alabama Sports Writers Association...caught 57 passes as a senior for 1,170 yards with 14 touchdowns...led his team to the 2010 Alabama Class 2A state championship, earning MVP honors after hauling in five catches for 60 yards with two touchdowns, rushing six times for 27 yards and one score, punting twice for 63 yards and returning a punt for five yards...caught 50 passes for 788 yards with 10 touchdowns during his junior campaign...as a sophomore, caught 18 passes for 477 yards with four touchdowns while intercepting three passes on defense...son of Sharon Coates...Full name: Sammie Coates, Jr.



> Doran Grant **CD** 2015 DRAFT PICK 4th Rd

HEIGHT: 5-10
WEIGHT: 200
COLLEGE: Ohio State
BORN: Nov. 30, 1992

BIRTHPLACE: Akron, Ohio
HOW ACQUIRED: D4 - '15 (#121)
NFL EXPERIENCE: Rookie

PRO [0-0/0-0]: Drafted by the Steelers in the fourth round (121st overall) of the 2015 NFL Draft.

COLLEGE Played in 54 career games with 30 starts at Ohio State...recorded 145 tackles, nine interceptions, 1.0 sack, four TFLs and 20 pass breakups...majored in sociology. **2014:** Named first-team All-Big Ten...voted co-captain by his teammates...started all 15 games at cornerback for the National Champion Buckeyes, finishing second on the team with five interceptions, which was also good for sixth in the Big Ten...totaled 63 tackles and nine pass breakups...intercepted one pass at Maryland, returning it 18 yards...recorded his second pick of the season at Minnesota...had a career-high two interceptions in the B1G championship win over Wisconsin...his two picks were a B1G championship game record...tallied a season-high eight tackles in a win over Michigan...notched 28 tackles and three interceptions against five ranked opponents. **2013:** Earned honorable mention All-Big Ten accolades...started all 14 games in his first season as a full-time starter...ranked ninth in the Big Ten in passes defended with 13 and was the team's fifth-leading tackler with 58 stops...tied for the team-lead with three interceptions...had interceptions vs. San Diego State, vs. Northwestern and vs. Purdue...had a career-high nine tackles vs. Northwestern...blocked a punt vs. Florida

A&M. **2012:** Playing behind all-Big Ten cornerbacks Bradley Roby and Travis Howard...totaled 19 tackles...added 1.0 quarterback sack, one fumble recovery and his first career interception...made his first career start vs. Alabama-Birmingham and recorded a then career-high seven tackles. **2011:** Lettered as a true freshman after playing in all 13 games, including considerable action in the secondary...totaled six tackles on the season, including three in his first game as a Buckeye, vs. Akron.

PERSONAL Attended St. Vincent-St. Mary High School (Akron, Ohio)...was named a two-time all-state honoree during a career that included 203 tackles and six interceptions on defense, and 88 receptions for 1,115 yards and 25 touchdowns on offense...selected to play in the Under Armour All-American Game, Ohio North-South Classic and Big 33 Game...named *USA Today's* all-USA...a Dapper Dan selection...was the 2010 Ohio state champion in the 110-meter hurdles (outdoor) and 60-meter hurdles indoors...was also a basketball letterman...played age-group hockey...son of Tonya Grant and Ted Jones...father was a receiver at Michigan State and holds school record (tied) for career receptions per game (5.62 per game) and he is also ranked in MSU's Top 20 for receptions (118) and receiving yards (1,678)...Full name: Doran Fitzgerald Grant.



➤ Jesse James TE 2015 DRAFT PICK 5th Rd

HEIGHT: 6-7

WEIGHT: 261

COLLEGE: Penn State

BORN: June 4, 1994

BIRTHPLACE: Glassport, Pa.

HOW ACQUIRED: D5 - '15 (#160)

NFL EXPERIENCE: Rookie

PRO

(0-0/0-0): Drafted by the Steelers in the fifth round (160th overall) of the 2015 NFL Draft.

COLLEGE

Started every game in 2013 and 2014 for Penn State, and made 31 career starts, which was tied for the second-highest total on the team...recorded 78 catches for 1,005 yards with 11 touchdowns in his career...his 11 career touchdown catches are the most by a tight end in Penn State history, breaking a tie with College Football Hall of Famer Ted Kwalick...majored in kinesiology. **2014** Named All-Big Ten and named to the mid-season Mackey Award watch list, presented to the nation's top collegiate tight end...finished third on the team with 38 receptions for 396 yards, and led the offense with three touchdown catches...caught two passes vs. Akron, both scoring grabs, including a 44-yarder in the fourth quarter...caught a career-high seven passes for 60 yards in the win over UCF...grabbed an eight-yard touchdown pass vs. Maryland, setting a program record for the most touchdown catches by a tight end. **2013:** Started all 12 games and ranked third on the team with 25 catches for 333 yards, and tied for second with three scoring grabs...his 13.3 yards per catch average was second-best on the offense...grabbed a career-best six receptions and scored his first touchdown of the year, a 20-yard reception, in the four overtime win vs. No. 18 Michigan...snagged three catches for 56 yards vs. Nebraska, including a career-long 46-yard touchdown catch and run in the fourth quarter...one of his three catch-

es was a seven-yard score, giving Penn State the go-ahead fourth quarter lead vs. No. 14 Wisconsin. **2012:** Saw action in every game, making six starts, after enrolling in Penn State in January...recorded 15 catches for 276 yards with five touchdowns...led the offense with an 18.4 yards per catch average...his five scoring grabs tied the school record by a tight end, joining Bob Parsons (1971) and Dan Natale (1972)...caught his first career touchdown in the 34-7 win vs. Navy...made his first career start in a 24-13 win vs. Temple...set then season-highs of three catches for 52 yards with one touchdown in a 38-14 primetime win vs. Iowa...delivered the go-ahead score on a 41-yard catch and run in the fourth quarter vs. Wisconsin, finishing the game with a season-best 90 receiving yards on three grabs.

PERSONAL

Attended South Allegheny High School (McKeesport, Pa.)...was a two-time second-team all-state performer and earned first-team honors twice...named All-Century Conference at tight end as a junior and senior, after racking up 71 catches for 1,030 yards with 10 touchdowns during his final two seasons...was selected as a team captain during each of his final three years at South Allegheny...invited to play in the Semper-Fidelis All-American game and was named to the 2011 *Pittsburgh Post-Gazette* Fabulous 22...rated the nation's No. 3 tight end during his senior year by MaxPreps...son of Rick and Susan James...Full name: Jesse Dylan James.



> L.T. Walton *DE* 2015 DRAFT PICK, 6th Rd

HEIGHT: 6-5

WEIGHT: 319

COLLEGE: Central Michigan

BORN: March 31, 1992

BIRTHPLACE: Clinton Township, Mich.

HOW ACQUIRED: D6a - '15 (#199)

NFL EXPERIENCE: Rookie

PRO (0-0/0-0): Drafted by the Steelers in the sixth round (199th overall) of the 2015 NFL Draft.

COLLEGE Appeared in 39 games at Central Michigan, totaling 106 tackles to go along with 6.0 sacks, 18.5 tackles for losses, three pass breakups, two forced fumbles and one fumble recovery...majored in sport management. **2014** Started all 12 games...earned First Team All-MAC honors...recorded a total of 33 tackles and 3.5 TFLs...added six QB hurries including 2.0 sacks and two pass breakups...tallied a season-high five tackles at Toledo...also recorded five stops and two QB hurries vs. Ball State...had 1.0 sack and one forced fumble at Buffalo...had 1.0 sack and two tackles at Eastern Michigan. **2013:** Started all 12 games at defensive tackle...totaled 34 tackles...ranked second on the team with 9.5 TFLs...recorded a career-high seven tackles and 1.0 sack in road win over Miami (Ohio)...followed up with five tackles in road upset of Ohio...tallied at least one TFL in each of the last three games, all CMU wins...forced one fumble in win over Eastern Michigan in regular season finale. **2012:** Appeared in 10 games, making seven starts, including the final five of the season...finished with

32 tackles, tops among defensive tackles, and ranked second on the team with 2.5 sacks...had two stops and first career sack in season-opening win over Southeast Missouri State...had a season-high six tackles, including one for a loss, in win over Akron...made three tackles and had one sack for a loss of seven yards in victory over Miami (Ohio)...had two tackles and a half-sack at UMass...recorded three tackles versus Western Kentucky in Little Caesars Pizza Bowl victory. **2011:** Made first career appearance in season opener against South Carolina State, recording two tackles and a half-sack...made first career start at Michigan State, recording two tackles. **2010:** Redshirted.

PERSONAL Attended Clintondale High School (Clinton, Mich)...earned all-county first-team honors in 2009...credited with 21 tackles, one fumble recovery and two blocked kicks as a senior...also caught a pair of touchdown passes...in baseball, named to Macomb County's all-star first team as an infielder by the *Macomb Daily* as a sophomore in 2008...batted .441 with seven home runs and 14 doubles in 2008...son of Sandra and Terry Walton...Full name: Leterrius "L.T." Deon Walton.



> Anthony Chickillo *LB* 2015 DRAFT PICK 6th Rd

HEIGHT: 6-3
WEIGHT: 267
COLLEGE: Miami (Fla.)
BORN: Dec. 10, 1992

BIRTHPLACE: Tampa, Fla.
HOW ACQUIRED: D6b - '15 (#212)
NFL EXPERIENCE: Rookie

PRO

(0-0/0-0): Drafted by the Steelers in the sixth round [212th overall] of the 2015 NFL Draft.

COLLEGE

Started 47-of-50 games at Miami (Fla.)...recorded 170 tackles, 25 TFLs, 15.5 sacks, two forced fumbles, five fumble recoveries and five pass breakups...majored in sports administration with a minor in broadcast journalism. **2014:** Started all 13 games...totaled 41 tackles, 4.5 TFLs and 3.0 sacks...added three pass breakups and one forced fumble...recorded first sack of the season against Louisville, resulting in five-yard loss, and forced the second fumble of career...tallied four tackles, one fumble recovery and one pass breakup against FAMU...recorded four tackles and one fumble recovery against Nebraska...added two tackles, including 13-yard sack, in start vs. Virginia Tech...led team with seven tackles in start vs. Pittsburgh...totaled three tackles, including a 13-yard sack, in final start of career in Duck Commander Independence Bowl vs. South Carolina. **2013:** Started all 13 games at defensive end, recording 46 tackles, 7.5 TFLs, 3.5 sacks and seven QB hurries...tallied five tackles and 1.0 sack in both wins over FAU and Florida...posted five tackles, 1.5 TFLs and two QB hurries in home win vs. Georgia Tech...his third sack of season came in comeback road win at UNC...had a season-high eight tackles along with 1.5 TFLs in home loss to Virginia Tech...recorded two tackles vs. Louisville in Russell Athletic Bowl. **2012:** Earned All-ACC honorable mention honors...started all 12 games along defensive line...was one of nine players to start every game and one of only three on

defense...was one of six Hurricanes to earn All-ACC honorable mention from league coaches...finished eighth on team with 45 tackles and third with 6.5 TFLs for team-high 31 yards lost...also led team with 4.0 sacks for minus-24 yards...had seven tackles and added season-high 3.0 TFLs in OT road win at Georgia Tech...chipped in six tackles, two stops for losses and 2.0 sacks in road loss at Virginia...blocked a field goal in home win vs. USF. **2011:** Saw action in all 12 games, including starts in final nine contests of the season...finished third in ACC Defensive Rookie of the Year Award voting...ended season tied for team-lead with 5.0 sacks...recorded first career sack against then-No. 17 Ohio State...finished with four tackles and 1.5 sacks against Bethune-Cookman...registered a season-high eight tackles against then-No. 21 Virginia Tech.

PERSONAL

Attended Alonzo High School (Tampa, Fla.) for his junior and senior seasons...was a five-star prospect according to *Rivals.com* and ESPN...ranked by *Rivals.com* and ESPN as third and fifth at position, respectively, and 44th and 24th overall nationally by *Rivals.com* and ESPN, respectively...was MVP of 2011 Under Armour All-American game at Tropicana Field in Tampa Bay...totaled 140 tackles, 18.0 sacks and two interceptions as a senior...as a junior, finished with 80 tackles, 12.5 sacks, six pass break-ups, two forced fumbles and one fumble recovery...posted 80 tackles and 9.5 sacks as sophomore at Tampa's Gaither High School...son of Joan and Tony Chickillo...Full name: Anthony Louis Nicholas Chickillo.



Gerod Holliman 2015 DRAFT PICK 7th Rd

HEIGHT: 5-10
WEIGHT: 218
COLLEGE: Louisville
BORN: May 6, 1994

BIRTHPLACE: Miami, Fla.
HOW ACQUIRED: D7 - '15 (#239)
NFL EXPERIENCE: Rookie

PRO (0-0/0-0): Drafted by the Steelers in the seventh round (239th overall) of the 2015 NFL Draft.

COLLEGE Played in 27 games (12 starts) at Louisville, totaling 63 tackles, 14 interceptions, six pass breakups and 1.0 sack...majored in justice administration. **2014:** Winner of the Jim Thorpe Award...was a first team FWAA All-American and a Walter Camp selection...named a CBS Sports and ESPN All-American...was runner-up for the ACC Defensive Player of the Year Award...was a Phil Steele Midseason All-American...selected as a Jim Thorpe and Bronko Nagurski Award finalist...earned first-team All-ACC honors...was named ACC Defensive Back of the Week twice...appeared in 12 games, making nine starts...tied Al Worley's (Washington, 1968) NCAA record for interceptions in a season with 14...broke the ACC record for interceptions in a season, surpassing David Amerson's from NC State's mark of 13 set in 2011...recorded interceptions in 9-of-12 games and multiple picks in four games...recorded 37 tackles and three TFLs...tallied his first career interception and returned it 61 yards versus Miami...had two interceptions in a 23-21 loss to Virginia...recorded a pair of interceptions and returned one 32 yards for a touchdown against FIU...picked off Heisman Trophy winner Jameis Winston twice in a loss to Florida State...recorded a career-high three interceptions versus Boston College...ended the Kentucky game with an interception in the final minute...

recorded a season-high seven tackles in the Belk Bowl versus Georgia. **2013:** Played in 11 games with two starts...finished the season with 16 tackles and three pass breakups. **2012:** Appeared in three games before suffering a shoulder injury...made one tackle in collegiate debut against Missouri State...added another tackle against North Carolina.

PERSONAL Prepped at Milford Academy (New Berlin, N.Y)...played at Miami Southridge High School (Miami, Fla)...ranked 49th on ESPN's Top-150 and was the third-ranked safety...rated by 247 Sports as the 107th-best prospect, the sixth-best safety and the 21st-ranked player in Florida...considered a four-star recruit and the No. 4 safety in the class of 2011 according to Rivals.com...ranked a four-star prospect and the No. 10 safety by Scout.com...selected to play in the U.S. Army All-American Bowl...was a member of the BadgerSport Elite 7-on-7 National Championship team...led Dade County with 12 interceptions during his senior season, returning five for touchdowns...recorded an 80-yard kickoff return for a touchdown, a 38-yard interception return for a score, caught six passes for 78 yards and rushed six times for 118 yards, including a 70-yard touchdown run against Coral Reef...registered 80 tackles, four picks, 6.0 sacks and two defensive touchdowns as a junior...recorded 25 tackles for loss as a defensive back...son of Kiyunda Holliman...Full name: Gerod Devaughn Holliman.



> Cameron Clear **TE** 2015 ROOKIE FREE AGENT

HEIGHT: 6-5
WEIGHT: 277
COLLEGE: Texas A&M
BORN: Feb. 25, 1993

BIRTHPLACE: Memphis, Tenn.
HOW ACQUIRED: FA - '15
NFL EXPERIENCE: Rookie

PRO

[0-0/0-0]: Signed with the Steelers as an undrafted rookie free agent on May 2, 2015.

12 games with two starts for Tennessee...contributed one catch and saw extensive action on the special teams coverage units.

COLLEGE

Saw action in 24 games in his two years at Texas A&M, catching nine passes for 76 yards with one touchdown, after beginning his collegiate career at Tennessee...also attended Arizona Western Community College...majored in recreation, parks and tourism sciences. **2014 (Texas A&M)**: Finished with five catches for 34 yards with a long of 13 yards in 10 games with five starts...hauled in a career-high three catches for 23 yards vs. Ole Miss. **2013 (Texas A&M)**: Played in all 13 games in his first year as an Aggie, tallying four receptions for 42 yards with one touchdown...caught a 30-yard pass vs. Duke, the longest of year...his lone touchdown catch came against then-top-ranked Alabama. **2012 (Texas A&M)**: Transferred to Texas A&M after playing one season at Arizona Western Community College. **2011 (Tennessee)**: Played in

PERSONAL

Attended Central High School (Memphis, Tenn.)...was a four-star recruit by Rivals.com (No. 169 overall), Scout.com (No. 9 overall) and ESPN.com coming out of high school...selected to play in the Offense-Defense All-American Bowl...named to the District 16-3A first-team by the *Memphis Commercial Appeal*...tabbed All-Southeast Region by the *Mobile Press-Register's* SE 120...as a senior, had 18 catches for 250 yards with six touchdowns as a tight end, and contributed 60 tackles and eight sacks on defense...as a junior, caught 26 passes for 412 yards on offense, and had 62 tackles and 11.0 sacks on defense...also played basketball for Central High...son of Angilean and Michael Clear...Full name: Cameron Clear.



> Niko Davis DE 2015 ROOKIE FREE AGENT

HEIGHT: 6-5
WEIGHT: 285
COLLEGE: Liberty
BORN: June 18, 1990

BIRTHPLACE: Buffalo, N.Y.
HOW ACQUIRED: FA - '15
NFL EXPERIENCE: Rookie

PRO (0-0/0-0): Signed with the Steelers as an undrafted rookie free agent on May 2, 2015.

COLLEGE Joined the Liberty Football program in the spring of 2010...majored in speech communications studies. **2014:** Earned All-Big South first-team accolades...named a team captain...started all 14 games at defensive tackle, ranking fifth on the team and first among defensive linemen in tackles (62)...his 7.5 sacks placed him third in the Big South and was fifth in TFLs (12)...also ranked fourth in the conference with two forced fumbles. **2013:** Saw playing time in 11 out of 12 contests...made first career start vs. Coastal Carolina...finished the year with six tackles...opened the season with two solo stops at Kent State...helped Liberty finish the season ranked fifth in the country in scoring defense, third in red zone

defense, ninth in total defense and third in turnover margin. **2012:** Appeared in nine games, totaling seven tackles, including 2.5 TFLs. **2011:** Did not see playing time. **2010:** Member of the Big South Presidential Honor Roll...joined the team during the spring semester.

PERSONAL Attended Lafayette High School (Buffalo, N.Y.)...a three-year letter winner, playing both defensive end and tight end...also participated in track and field and swimming...son of Charles and Cassandra Davis...father, Charles, played basketball at Buffalo State...his brother, John, played collegiate basketball at Duquesne, and his brother, Jabari, was a member of Cincinnati's track and field program...Full name: Dominique "Niko" O'tgene Davis.



> Miles Dieffenbach 2015 ROOKIE FREE AGENT

HEIGHT: 6-3
WEIGHT: 303
COLLEGE: Penn State
BORN: July 9, 1991

BIRTHPLACE: Pittsburgh, Pa.
HOW ACQUIRED: FA - '15
NFL EXPERIENCE: Rookie

PRO [0-0/0-0]: Signed with the Steelers as an undrafted rookie free agent on May 2, 2015.

COLLEGE Made 25 career starts at Penn State... graduated in May of 2014 with a degree in advertising/public relations. **2014:** Elected as a team co-captain...saw first action of the year vs. Indiana after missing the first eight games due to an injury he sustained during spring practice... helped Penn State rush for a season-high 254 yards against vs. Temple...made his first start of the season at Illinois...started at left guard against Michigan State and in the comeback win over Boston College in the New Era Pinstripe Bowl. **2013:** Started all 12 games at left guard...helped the offense generate 250 rushing yards or better in four contests and at least 350 total yards in every game...named to the Academic All-Big Ten team for the second time... selected as co-recipient of the Nittany Lions' Frank Patrick Total Commitment Award at the end of spring practice. **2012:** Made 11 starts in 12 games played... earned his first career start in the season-opener vs. Ohio...was part of an offensive line that helped the offense lead the Big Ten in total offense (437.0

yards per game) in conference games and ranked second in scoring offense (32.6 points per game) and pass offense (283.1 yards per game) vs. Ben Ten foes...named to the Academic All-Big Ten team for the first time. **2011:** Did not see playing time. **2010:** Redshirted.

PERSONAL Attended Fox Chapel Area High School (Pittsburgh, Pa.)...rated as the Nation's No. 1 prep center by ESPNU, No. 3 by Scout.com and No. 4 by Rivals.com...was an Under Armour All-American and first-team all-state selection...tabbed first-team All-WPIAL and all-conference... did not allow a sack his junior or senior years... added 45 tackles and 5.0 sacks on defense...named to the *Pittsburgh Post-Gazette's* Fab 22 and was on the winning squad in the 2010 Under Armour All-America game...son of George and Emma Dieffenbach...his father compiled more than 500 combined career victories as head coach of the Pitt men's and women's tennis teams...has an older sister, Sarah, who played tennis at the University of Pittsburgh... Full name: George Miles Dieffenbach.



➤ Reese Dismukes 2015 ROOKIE FREE AGENT

HEIGHT: 6-3
WEIGHT: 296
COLLEGE: Auburn
BORN: Oct. 20, 1992

BIRTHPLACE: Spanish Fort, Ala.
HOW ACQUIRED: FA - '15
NFL EXPERIENCE: Rookie

PRO (0-0-0-0): Signed with the Steelers as an undrafted rookie free agent on May 2, 2015.

COLLEGE Started all of his 50 career games, the most among active SEC linemen during his tenure at Auburn and the second-most starts in Tigers' football history...graduated in December of 2014 with a degree in public administration. **2014:** Won the Rimington Trophy...was an Outland Trophy finalist...named first-team All-SEC (coaches, AP)...a consensus first-team All-America (CBSSports.com, Walter Camp, Scout, ESPN, FWAA, AP)...named a Rotary Lombardi Award semifinalist...named a Senior CLASS Award semifinalist...named preseason first-team All-America...named to Phil Steele's and CBSSports.com's mid-season All-America list...named to Phil Steele's mid-season All-SEC team...accepted invitation to Reese's Senior Bowl...named a team captain. **2013:** Named a Rimington Trophy finalist...named a *Sporting News*' third-team All-American...earned first-team All-SEC honors...named SEC offensive lineman of the week one time...named preseason second-team All-SEC (SEC coaches, SEC media)...named to Phil Steele's mid-season third-team All-SEC list...named a team captain...named to the SEC's Academic Honor Roll...earned the Ken Rice Award as Auburn's best blocking lineman. **2012:** Named to the Rimington Trophy watch list...was named preseason All-SEC second-team (SEC media, *Birmingham News*). **2011:** Named to the SEC Coaches' All-Freshman Team...a CBS Sports Freshman All-American...started all 13 games at center...was the first true freshman to start at center for Auburn since Ryan Pugh in 2007...was one of two Auburn offensive players to

start every game and the only player to start all 13 at the same position...was part of an offensive line that paved the way Auburn ground game to finish fourth in SEC in rushing...started at center in his first collegiate game against Utah State.

PERSONAL Attended Spanish Fort High School (Spanish Fort, Ala.)...listed as the nation's top center by ESPN.com/Scouts Inc. and No. 54 player overall...rated as the No. 1 center in the nation, the No. 1 recruit from Alabama and the No. 53 player overall by 247Sports...ranked No. 3 among centers and No. 5 player in Alabama by Scout.com...ranked as the No. 4 center, No. 7 player from Alabama and No. 236 nationally by Rivals.com...was a SuperPrep All-American and PrepStar All-American as a senior...selected to play in the 2011 Under Armour All-America game...was a *Parade* All-America...voted to Super 12 team and 2010 5A Lineman of the Year by the Alabama Sports Writers Association...was runner-up in Alabama Mr. Football voting...named *Mobile Press-Register's* Class 4A-6A Offensive Player of the Year...named to the *Mobile Press-Register's* Elite 18...ranked No. 1 on the *Birmingham News*' list of the Alabama Super Seniors...named to the *Orlando Sentinel's* All-Southern Team as a first-team selection from Alabama...led his team to the Class 5A state title as a senior...as a junior, graded at 92% on his blocking with 34 pancake blocks...became a starter as a sophomore, and did not allow one quarterback sack during his sophomore or junior seasons...served as a team captain as a junior and senior...son of Kim and Ed Dismukes...Full name: Leland Reese Dismukes.



B.J. Finney 2015 ROOKIE FREE AGENT

HEIGHT: 6-4
WEIGHT: 318
COLLEGE: Kansas State
BORN: Oct. 26, 1991

BIRTHPLACE: Andale, Kan.
HOW ACQUIRED: FA - '15
NFL EXPERIENCE: Rookie

PRO

[0-0/0-0]: Signed with the Steelers as an undrafted rookie free agent on May 2, 2015.

COLLEGE

One of just three players in Kansas State history to earn all-conference honors in all four years of his career...started a school-record 52 straight games, including the final 51 at center...became the first offensive lineman in school history and fifth player overall to be named a team captain three times...helped the 2014 Senior Class finish with a 38-14 combined record over the last four years, including a Big 12-best 27-9 conference record...majored in history. **2014:** Started all 13 games at center while also playing offensive tackle against West Virginia and UCLA in the Alamo Bowl due to injuries elsewhere on the offensive line...named a finalist for the Rimington Trophy as the nation's top center, the second player in school history to be named a finalist (Nick Leckey, 2003)...earned All-America honors from the *USA Today* (second team), Athlon Sports (third team) and *Sports Illustrated* (honorable mention)...selected as the Big 12 Co-Offensive Lineman of the Year while earning All-Big 12 accolades from both the league's coaches and the Associated Press...also earned Midseason All-Big 12 accolades from Phil Steele. **2013:** Started all 13 games at center...named a first-team All-Big 12 performer by the league's coaches and Phil Steele, while he was a second-team selection by the Associated Press and Athlon Sports...was named to the preseason watch list for the Lombardi Award as well as the Outland and Rimington trophies...also earned

midseason All-Big 12 honors from Phil Steele. **2012:** A first-team All-Big 12 performer by the Associated Press and Phil Steele, while he was a second-team pick by the *San Antonio Express-News* and an honorable mention selection by the league's coaches...also earned votes from the coaches for the offensive lineman of the year award...was a midseason All-Big 12 pick by Phil Steele...was a candidate for the Bursworth Trophy, which honors the nation's top walk-on player. **2011:** Named first-team freshman All-American and first-team freshman All-Big 12 performer by Rivals.com, while he earned second-team All-Big 12 honors from the *Kansas City Star* and honorable mention All-Big 12 accolades from the Associated Press...was also a candidate for the Bursworth Trophy...started the season at right guard before starting at center the last 12 games...helped the Wildcats average 193.7 rushing yards, which was 29th nationally. **2010:** Redshirted

PERSONAL

Attended Andale High School (Andale, Kan.)...rated a two-star offensive lineman by Rivals.com...named the Ark Valley Chisholm Trail Offensive MVP in 2009...earned first-team all-state designations in 2008 and 2009...led team to a state championship in 2007, a sub-state appearance in 2008 and a section runner-up finish in 2009...also lettered four years in wrestling, finishing second in state as a junior and winning states as a senior...son of Christy Finney and the late J. Finney...Full name: Benjamin J. Isaac Finney II.



➤ Devin Gardner *QB/WR* 2015 ROOKIE FREE AGENT

HEIGHT: 6-4
WEIGHT: 216
COLLEGE: Michigan
BORN: Dec. 14, 1991

BIRTHPLACE: Detroit, Mich.
HOW ACQUIRED: FA - '15
NFL EXPERIENCE: Rookie

PRO [0-0/0-0]: Claimed by the Steelers off waivers (from New England) on May 19, 2015... released by the Patriots on May 18, 2015...originally signed with the Patriots as an undrafted rookie free agent on May 2, 2015.

COLLEGE Appeared in 49 games with 31 starts [27 at QB and four at WR] at Michigan... was a four-year letterman...accounted for at least two touchdowns in 19 of his final 29 games...set school single-game records vs. Indiana [10/19/13] for total offense (584) and passing yards (503)...at the time of his departure, ranked fourth in school history in passing yards [6,336], completions [475] and total offense [7,252], and ranked sixth in passing touchdowns [44]...finished his career 475-of-787 for 6,336 yards with 44 passing touchdowns...added 916 rushing yards with 24 rushing touchdowns and 18 receptions for 286 yards with four receiving touchdowns... earned a bachelor's degree in Afro-American and African studies and earned a master's degree in social work. **2014:** Saw action in 12 games with 11 starts at QB...completed 174-of-283 passes for 1,896 yards with 10 touchdowns...added 258 rushing yards and four touchdowns...completed 92.8% of his passes (13-of-14) vs. Appalachian State, the second-highest completion percentage in a single-game in school history. **2013:** Started 12 games at QB...named honorable mention All-Big ten...named Davey O'Brien Quarterback of the Week (Sept. 7 vs. Notre Dame)...completed 208-of-345 passes for 2,960 yards with 21 touchdowns...set single-game career-highs in pass attempts (45), completions (32), passing yards (503), passing touchdowns (4), total offense (584), rushing

attempts (24), rushing yards (121), rushing touchdowns (3) and rushing long (36). **2012:** Appeared in 13 games, starting the season as a wide receiver before moving to quarterback in the final five games... earned Frederick Matthaei spring award for the junior-to-be who has displayed leadership, drive and achievement on the athletic field and in the classroom... completed 75-of-126 passes for 1,219 yards with 11 touchdowns...added seven rushing touchdowns...also caught 16 passes for 266 yards with four receiving touchdowns...earned Big Ten Offensive Player of the Week honors twice...threw a career long 75-yard touchdown pass vs. Ohio State [11/24]. **2011:** Appeared in nine games at QB...finished 11-of-23 for 176 yards with one touchdown...was a part of Michigan's Sugar Bowl Championship. **2010:** Saw action in three games at QB...received a medical redshirt after suffering a season-ending injury.

PERSONAL Attended Inkster High School (Inkster, Mich.)...led team to the Division 2 final as a senior...his team was a runner-up for the Division 3 state championship as a junior...passed for 1,930 yards and 15 touchdowns as a senior... added 991 rushing yards and scored 12 rushing touchdowns senior year...completed 98-of-170 passes for 1,886 yards and 26 touchdowns as a junior... rushed 115 times for 1,401 yards with 22 rushing touchdowns his junior year...was a *Parade Magazine* All-American...participated in the Under Armour All-American game...was named all-state first team twice (junior and senior year)...son of Marlene Turner...Full name: Devin Jaymes Gardner.



➤ Micah Hatchie **DT** 2015 ROOKIE FREE AGENT

HEIGHT: 6-5
WEIGHT: 306
COLLEGE: Washington
BORN: May 15, 1992

BIRTHPLACE: Halewa, Hawaii
HOW ACQUIRED: FA - '15
NFL EXPERIENCE: Rookie

PRO (0-0/0-0): Signed with the Steelers as an undrafted rookie free agent on May 4, 2015.

COLLEGE Saw action in 53 games, starting 40 at left tackle...majored in American ethnic studies/anthropology. **2014:** Earned honorable mention All-PAC 12 honors...started all 14 games at left tackle...served as a team captain for two games. **2013:** Earned honorable mention All-PAC 12 honors...started all 13 games at left tackle...earned the team's John P. Angel Lineman of the Year Award. **2012:** Started all 13 games at left tackle. **2011:** Played in all 13 contests, mainly seeing action on special teams. **2010:** Redshirted.

PERSONAL Attended Waialua High School [Waialua, Hawaii]...named first-team all-state by the *Honolulu Star-Bulletin* and by the *Hono-*

lulu Advertiser...earned first-team All-Oahu Interscholastic Association honors as an offensive lineman as a senior...also named second-team All-OIA as a defensive lineman in 2009...played on the West team in the Hawai'i Goodwill Senior Bowl following senior season...was also an all-league player as a junior...earned honorable mention all-state honors as a freshman, sophomore and junior...also played basketball for the...listed in the *Tacoma News-Tribune's* Western 100...rated the No. 256 overall prospect (all positions), No. 25 offensive tackle in the nation and the No. 1 recruit in Hawaii by Scout.com...named the No. 6 recruit in his state by the *Honolulu Advertiser*...ranked as the the No. 68 offensive tackle in the country and the No. 4 recruit in Hawai'i by Rivals.com...a PrepStar all-region selection...son of George and Melanie Hatchie...Full name: Micah Kekoa'i'i Hatchie.



➤ Tyler Murphy **QB/WR** 2015 ROOKIE FREE AGENT

HEIGHT: 6-2
WEIGHT: 213
COLLEGE: Boston College
BORN: Jan. 12, 1992

BIRTHPLACE: Wethersfield, Conn.
HOW ACQUIRED: FA - '15
NFL EXPERIENCE: Rookie

PRO (0-0/0-0): Signed with the Steelers as an undrafted rookie free agent on May 2, 2015.

COLLEGE Transferred to Boston College for the spring semester in 2014...broke the ACC single-season record for rushing yards by a quarterback in 2014 with 1,079, besting Clemson's Woodrow Dantzler's 1,061 set in 2001...broke Boston College's career quarterback rushing record with 965 in nine games, set by Doug Flutie (939) over four years...at the time of his departure, ranked third on BC's all-time list for rushing touchdowns by a quarterback with 10...earned a master's degree from Boston College in administrative studies...graduated from the University of Florida with a degree in telecommunications in December of 2013. **2014 [BC]:** Named to the All-New

England Team by the area's writers ...lead the Eagles with 1,079 rushing yards and finished second on the team with 10 rushing touchdowns on 170 carries...ranked third in the ACC in rushing yards and rushing yards per game (89.9), topped only by two running backs...ranked second among all quarterbacks nationally for rushing yards and rushing yards per game...finished first among all quarterbacks in the country for yards per carry (6.3)...completed 120-of-211 passes for 1,526 yards with 11 passing touchdowns and 10 interceptions...became the first BC quarterback to rush for 100 yards in a single game, completing the feat four times in 2014...earned ACC Offensive Back of the Week honors for performance against USC, recording the second-highest rushing total by an ACC quarterback in conference history...named to Phil Steele's

TYLER MURPHY

Midseason All-ACC First Team. **2013 (Florida):** Played in nine games before missing the final three due to injury...started six games after Jeff Driskel suffered a season-ending broken leg in the third game...completed 112-of-185 passes for 1,216 yards with six touchdowns and five interceptions...his QB rating of 209.4 against Arkansas was the highest for a UF quarterback against an SEC opponent since Rex Grossman had a rating of 235.9 against LSU on Oct. 6, 2001...against Georgia, his first pass completion went to Quinton Dunbar for a career-long 83 yards, which was second-longest play in school history since 1996...also marked the longest non-scoring play by the Gators in records dating back to 1996...named a team captain for the Kentucky and LSU games. **2012 (Florida):**

Dressed for all 13 games, serving as the team's third quarterback. **2011 (Florida):** Dressed for all 13 games, appearing in two...played against UAB and made his SEC debut against Kentucky as a redshirt freshman. **2010 (Florida):** Dressed for all 13 games, but did not see action...earned a redshirt.

PERSONAL

Attended Wethersfield High School (Wethersfield, Conn.)...ranked a two-star prospect by Rivals.com...accounted for more than 30 touchdowns with 1,100 passing yards and 1,100 rushing yards during his career as a dual-threat quarterback...won the triple jump at the State Open Track Meet with a jump of 46'7"..."son of Vanessa and Peter Murphy...Full name: Tyler Philip Murphy.



Shakim Phillips WR 2015 ROOKIE FREE AGENT

HEIGHT: 6-3
WEIGHT: 206
COLLEGE: Boston College
BORN: March 19, 1992

BIRTHPLACE: Paterson, N.J.
HOW ACQUIRED: FA - '15
NFL EXPERIENCE: Rookie

PRO

[0-0/0-0]: Signed with the Steelers as an undrafted rookie free agent on May 12, 2015.

COLLEGE

Played for Boston College (2010 and 2014) and the University of Connecticut (2012-13)...graduated from UConn with a degree in resource economics. **2014 (Boston College):** Saw action in 11 games with three starts...totaled 242 receiving yards on 10 receptions...tied for the team-lead with three receiving touchdowns...his three receiving scores went for 49, 48 and 37 yards. **2013 (UConn):** Started eight games...missed four games due to injury...finished the season with 28 receptions for 406 yards with three receiving touchdowns...had a career game vs. Maryland, recording 10 receptions for 178 yards,

including a 75-yard touchdown. **2012 (UConn):** Totaled 32 receptions, including 14 in his final three games...added one receiving touchdown on the year that came in a win vs. Louisville. **2011 (UConn):** Sat out the season due to NCAA transfer rules but participated on the scout team. **2010 (Boston College):** Saw action in four games, recording one reception.

PERSONAL

Attended DePaul Catholic High School (Wayne, N.J.)...played for the East in the U.S. Army All-American Bowl in 2010...helped school earn a 7-2 record as a senior in 2009...as a junior in 2008, he recorded 40 receptions for 765 yards with 12 receiving touchdowns...son of Melinda Phillips... Full name: Shakim Kemar Phillips.



> Eli Rogers *WR* 2015 ROOKIE FREE AGENT

HEIGHT: 5-10
WEIGHT: 180
COLLEGE: Louisville
BORN: Dec. 23, 1992

BIRTHPLACE: Miami, Fla.
HOW ACQUIRED: FA - '15
NFL EXPERIENCE: Rookie

PRO [0-0/0-0]: Signed with the Steelers as an undrafted rookie free agent on May 2, 2015.

COLLEGE Saw action in 51 games at Louisville... totaled 176 receptions for 2,020 yards with 12 receiving touchdowns...added 248 punt return yards on 29 returns...majored in communications. **2014:** Saw action in all 13 games...totaled 45 receptions for 525 yards with three receiving touchdowns...added a career-best 112 punt return yards. **2013:** Played in all 13 games with one start...finished third on the team in both receptions (44) and receiving yards (536, career-high)...tied his career-high with four receiving touchdowns...tied his career-high with 10 receptions against UCF. **2012:** Finished second on the team with a career-best 46 receptions for

505 receiving yards...added a career-best four receiving touchdowns...set a career-high with 10 receptions at Syracuse. **2011:** Led the team with 41 receptions for 454 yards as a true freshman...hauled-in a 58-yard reception at Cincinnati, the team's longest of the season...finished third in receptions and sixth in receiving yards by a freshman in a single season in program history.

PERSONAL Attended Northwestern High School (Miami, Fla)...played in the Under Armour All-American Game...was a four-star prospect by Rivals.com and rated as the No. 35 wide receiver by Rivals.com...recorded 59 catches for 691 yards with three scores as a senior despite missing two games with an injury...son of Traane Jackson...Full name: Eli Lamar Rogers.



> Ross Scheuerman *RB* 2015 ROOKIE FREE AGENT

HEIGHT: 6-0
WEIGHT: 204
COLLEGE: Lafayette (Pa.)
BORN: March 5, 1993

BIRTHPLACE: Creamridge, N.J.
HOW ACQUIRED: FA - '15
NFL EXPERIENCE: Rookie

PRO [0-0/0-0]: Signed with the Steelers as an undrafted rookie free agent on May 2, 2015.

COLLEGE Saw action in 45 career games at Lafayette (Pa.)...was a four-time All-Patriot League selection at tailback...ended his collegiate career with 3,504 rushing yards and 31 rushing touchdowns in four seasons, which placed him third and fourth, respectively, in the Lafayette record books...on the receiving end, finished with 129 career grabs for 1,129 yards and eight touchdowns...selected to play in the NFLPA Collegiate Bowl on Jan. 17, 2015...majored in economics. **2014:** Named first-team All-Patriot League...appeared in all 11 games, rushing for 1,191 yards, his second straight season eclipsing the 1,000-yard plateau...carried 236 times for 1,191 yards with 12 touchdowns...became the first Lafayette player since 2003 to lead team in rushing and receiving, reeling in 57 catches for 521 yards with

three touchdowns...totaled 1,868 all-purpose yards, the sixth-best mark in the nation...on the biggest stage of his career in his final collegiate game vs. Lehigh, he totaled 304 rushing yards and three touchdowns in the 150th meeting between the teams...the 45-carry showing was one short of the school record and garnered him The Sports Network FCS Offensive Player of the Week and Patriot League Offensive Player of the Week honors...it was the top rushing performance by an FCS player in 2014 and set a Patriot League record for rushing yards in a game...in the Lehigh game, he broke off a career-long 79-yard touchdown run, helping lead to the program's first 200-plus yard rushing game since 2008...returned a kick 90 yards for a touchdown at Sacred Heart (9/6) in season opener...pounded out 173 yards in second game of season, a 50-3 win over Robert Morris (9/13)...followed that game with 160 rushing yards at No. 13 William and Mary (9/20)...reeled in eight passes for a career-best 125 yards at No. 24 Harvard...rushed for three touch-

ROSS SCHEUERMAN

downs in overtime loss at Bucknell (11/1)...made a career-best 11 catches in buzzer-beating win at Colgate. **2013:** Named second-team All-Patriot League...appeared in 12 games with 11 starts...won the team's Offensive Back MVP for the second straight season...carried the ball 218 times for 1,113 rushing yards with 14 touchdowns...amassed 1,920 all-purpose yards on the year to rank eighth in the nation...returned 19 kickoffs for 470 yards...had 31 receptions for 337 yards with four touchdowns. **2012:** Named first-team All-Patriot League...played in all 11 games, making seven starts...won the team's Offensive Back Award...scored five touchdowns...led the team and was fourth in the Patriot League in rushing (701 yards on 146 attempts)...accumulated 1,156 total all-purpose yards...returned 18 kicks for 304 yards to lead the team...caught 21 passes for 151 yards. **2011:** Named second-team All-Patriot League...named Patriot League Rookie of the Year...started 9-of-11 games played...named Patriot League Rookie of the Week four times following performances vs. Penn (9/17), Stony Brook (9/24), Fordham (10/22) and Colgate (11/5)...placed on the watch list for The Sports Network's Jerry Rice Award given to the nation's top freshman...received the team Offensive Back MVP award...led the team in rushing (535 yards)

and all-purpose yards (1,402 yards)...ranked fourth on the team in receiving with 20 receptions for 188 yards with one touchdown...led the team and set a single-season record in kick returns with 31 returns for 715 yards with one touchdown.

PERSONAL

Attended Allentown High School (Allentown, N.J.)...was an honor roll student who was an All-Colonial Valley Conference first-team selection as a senior...also earned all-area and third-team all-state laurels...carried 248 times for 1,717 yards with 26 touchdowns...holds county record for career yards and touchdowns in a game...was three-time team MVP, playing tailback and free safety...was a four-year member of wrestling team where he was a two-time county and district champ and was seventh in the state...earned all-area and all-conference first-team honors...selected student of the month while capturing the top scholarship prize, the Jack Stephan Scholarship at the Scholar-Athlete Awards Banquet presented by the Delaware Valley Chapter of the National Football Foundation...son of Jan Cote...Full name: John Ross Scheuerman.



> Cameron Stingily RB 2015 ROOKIE FREE AGENT

HEIGHT: 6-1
WEIGHT: 235
COLLEGE: Northern Illinois
BORN: Oct. 5, 1991

BIRTHPLACE: Romeoville, Ill.
HOW ACQUIRED: FA - '15
NFL EXPERIENCE: Rookie

PRO

[0-0-0-0]: Signed with the Steelers as an undrafted rookie free agent on May 11, 2015.

on defense...suffered an achilles injury in a non-football incident and missed the remainder of the season.

COLLEGE

Saw action in 35 games at Northern Illinois...totaled 2,095 rushing yards on 397 carries with 23 rushing touchdowns...majored in sociology. **2014:** Rushed for 971 yards on 193 carries in 13 games...finished second in the MAC with 14 rushing touchdowns. **2013:** Finished fifth in the MAC with 1,119 rushing yards in 13 games...teamed up with QB Jordan Lynch to gain the second-most rushing yards in a single season by teammates in NCAA FBS history...named MAC West Offensive Player of the Week after totaling a career-high 266 rushing yards at Kent State...his 266 rushing yards were the most in team history since 2006. **2012:** Played in four games on special teams. **2011:** Redshirted. **2010:** Saw action in five games

PERSONAL

Attended Romeoville High School (Romeoville, Ill.)...named honorable mention IHSFCA 6A All-State at running back and line-backer as a senior...named second-team All-State by the *Chicago Tribune*...earned first-team all-area and all-conference honors as a running back in 2009 and at linebacker as a junior...named the Spartans' offensive MVP for 2009 and was the defensive MVP in 2008...made 47 tackles in nine games as a senior...gained 1,007 yards on 147 carries...scored 13 rushing touchdowns and had a run of at least 44 yards in five different games...son of Sandra and Byron Stingily...his older brother, Byron, played on the offensive line at Louisville and currently plays for the Tennessee Titans...Full name: Cameron Alexander Stingily.



> Mike Thornton DT 2015 ROOKIE FREE AGENT

HEIGHT: 6-1
WEIGHT: 296
COLLEGE: Georgia
BORN: Jan. 1, 1992

BIRTHPLACE: Stone Mountain, Ga.
HOW ACQUIRED: FA - '15
NFL EXPERIENCE: Rookie

PRO (0-0/0-0): Signed with the Steelers as an undrafted rookie free agent on May 11, 2015.

COLLEGE Saw action in 44 games with 10 starts at Georgia...totaled 37 tackles, six QB pressures, three TFLs and 2.0 sacks...majored in communication studies. **2014:** Saw action in 13 games with a career-high 10 starts...named a defensive captain...earned the Frank Sinkwich Toughest Player Award...totaled 30 tackles...named to the J. Reid Parker Director of Athletics Honor Roll. **2013:** Appeared in 10 games...totaled five tackles and one TFL. **2012:** Played in 14 games...recorded one QB pressure. **2011:** Saw action in seven games, recording two tackles and a half-sack. **2010:** Redshirted...earned Athletic Director's Honor Roll distinction for summer semester.

PERSONAL Attended Stephenson High School [Stone Mountain, Ga.]...was a 2009 PrepStar All-American...named to the SuperPrep All-America and All-Dixie teams...named to the 2009 *Atlanta Journal Constitution's* Top 50 and was named Class AAAAA All-State First Team...was the 2009 Defensive MVP of UGA Nike Camp...a Rivals.com four-star prospect...rated by Scout.com as four-star prospect...named to the *Mobile Press-Register's* Super Southeast 120...as a senior tallied 78 total tackles including 13 TFLs and 6.0 sacks...as a junior recorded 95 total tackles including 15 TFLs and 2.0 sacks...son of Patricia Thornton and Henry Jenkins...Full name: Michael Anthony Thornton.



> Kevin Whimpey DT 2015 ROOKIE FREE AGENT

HEIGHT: 6-5
WEIGHT: 295
COLLEGE: Utah State
BORN: July 1, 1990

BIRTHPLACE: Highland, Utah
HOW ACQUIRED: FA - '15
NFL EXPERIENCE: Rookie

PRO (0-0/0-0): Signed with the Steelers as an undrafted rookie free agent on May 2, 2015.

COLLEGE Started 40-of-41 games played at left tackle at Utah State...also attended Idaho State in 2008...graduated in the spring of 2014 with a degree in interdisciplinary studies. **2014 (Utah State):** Earned first-team All-Mountain West honors...added first-team All-Mountain West honors from Phil Steele and College Sports Madness...started all 14 games at left tackle...finished the season with 64 knockdowns to lead the team...graded out at 80% or better in 13-of-14 games. **2013 (Utah State):** Started all 14 games at left tackle...in 13-of-14 games he graded out at 80% or better, including six games of 90% or better...totaled 35 knockdowns. **2012 (Utah State):** Played in all 13 games with 12 starts at left tackle...graded out at 100% in two

contests and 90% in every single game he played...posted 45 knockdowns. **2011 (Utah State):** Redshirted. **2008 (Idaho State):** Saw action in six games...recorded nine tackles with 1.0 sack and one TFL.

PERSONAL Attended Lone Peak High School [Highland, Utah]...was a two-year letterman in football, earning all-Region 4 honors and helping the Knights to the 2008 regional championship...also lettered in basketball, track & field and wrestling...was on the Lone Peak honor roll, and was an Eagle Scout...son of David and Barbara Whimpey...has four brothers...his twin brother, Kyle, was an offensive lineman for Utah State from 2011-13...served a two-year LDS Church Mission to Ventura, Calif., from 2008-10...married the former Shaylee Capener, a Utah State cheerleader, in June of 2012...Full name: Kevin Andrew Whimpey.

2015 STEELERS ROSTER*

NO	NAME	POS	HT	WT	DOB	AGE	EXP	COLLEGE	HOMETOWN	HOW ACO
76	Adams, Mike	OT	6-7	323	03/10/90	25	4	Ohio State	Farell, PA	02'12
28	Allen, Cortez	CB	6-1	196	10/29/88	26	5	The Citadel	Ocala, FL	04'11
20	Allen, Will	S	6-1	200	06/17/82	33	12	Ohio State	Dayton, OH	FA'13
13	Archer, Dn	WR/RB	5-8	173	08/09/91	23	2	Kent State	Laurel, FL	03'14
68	Beachum, Keivon	T/G	6-3	303	06/08/89	26	4	SMU	Mexia, TX	07d'12
26	Bell, Le'Veon	RB	6-1	244	02/18/92	23	3	Michigan State	Reynoldsburg, OH	02'13
4	Berry, Jordan	P	6-5	210	03/18/91	24	1	Eastern Kentucky	Essendon, Victoria, Australia	FA'15
41	Blake, Antwon	CB	5-9	198	08/09/90	24	4	UTEP	Houston, TX	W'13 (JAX)
87	Blanchflower, Rob	TE	6-4	256	06/08/90	25	1	Massachusetts	Leominster, MA	07'14
2	Boyd, Taji	DB	6-1	222	09/25/90	24	1	Clemson	Hampton, VA	FA'15
84	Brown, Antonio	WR	5-10	186	07/10/88	26	6	Central Michigan	Miami, FL	06b'10
10	Bryant, Martavis	WR	6-4	211	12/20/91	23	2	Clemson	Calhoun Falls, SC	04'14
40-0	Chickillo, Anthony	LB	6-3	267	12/10/92	22	R	Miami (FL)	Tampa, FL	06b'15
95	Clear, Cameron	TE	6-5	277	02/25/93	22	R	Texas A&M	Memphis, TN	03'15
14	Coates, Sammie	WR	6-1	212	03/31/93	22	R	Auburn	Leroy, AL	FA'15
69	Conrath, Matt	DE	6-7	306	08/11/89	25	3	Virginia	Chicago, IL	FA'15
42	Dangerfield, Jordan	S	5-11	200	12/25/90	24	1	Towson	Elmont, NY	FA'15
33	Darby, Alden	S	5-10	192	06/22/92	23	1	Arizona State	Long Beach, CA	FA'15
67	Davis, Nico	G	6-5	285	06/19/90	25	R	Liberty	Buffalo, NY	FA'15
66	DeCastro, David	G	6-5	316	01/11/90	25	4	Stanford	Belleuve, WA	01'12
65-0	Dieffenbach, Miles	G	6-3	303	07/09/91	23	R	Penn State	Pittsburgh, PA	FA'15
61	Dismukes, Reese	G	6-3	296	10/20/92	22	R	Auburn	Spanish Fort, AL	FA'15
48	Dupree, Bud	LB	6-4	259	02/12/93	22	R	Kentucky	Macon, GA	01'15
80	Egnew, Michael	TE	6-5	250	11/01/89	25	3	Missouri	Plainview, TX	FA'15
67-0	Finney, B.J.	C	6-4	318	10/26/91	23	R	Kansas State	Andale, KS	FA'15
30-0	Fogg, Kevin	CB	5-10	185	10/06/90	24	1	Liberty	Raleigh, NC	FA'14
73	Foster, Ramon	G	6-6	325	01/07/86	29	7	Tennessee	Henning, TN	FA'09
15	Gardner, Devin	QB/WR	6-4	216	12/14/91	23	R	Michigan	Detroit, MI	FA'15
57	Garvin, Terence	LB	6-3	221	01/01/91	24	3	West Virginia	Baltimore, MD	FA'13
22	Gay, William	CB	5-10	190	01/01/85	30	9	Louisville	Tallahassee, FL	FA'13
96	Geathers, Clifton	DE	6-8	325	12/11/87	27	6	South Carolina	Georgetown, SC	FA'14
77	Gilbert, Marcus	OT	6-6	330	02/15/88	27	5	Florida	Fort Lauderdale, FL	02'11
21	Golden, Robert	S	5-11	202	09/13/90	24	4	Arizona	Fresno, CA	FA'12
27	Golson, Senquez	CB	5-9	176	07/07/93	21	R	Ole Miss	Pascagoula, MS	02'15
18	Goodwin, C.J.	WR	6-3	190	02/04/90	25	1	California University (PA)	Wheeling, WV	UFA'14 (LON)
5	Gradkowski, Bruce	QB	6-1	220	01/27/83	32	10	Toledo	Pittsburgh, PA	UFA'13 (LON)
24	Grant, Daran	CB	5-10	200	11/30/92	22	R	Ohio State	Akron, OH	04'15
49	Green, Shayon	LB	6-3	262	07/09/91	23	1	Miami (FL)	Tifton, GA	FA'15
25	Harris, Josh	WR	5-11	210	01/22/91	24	1	Wake Forest	Duncanville, TX	FA'14
92	Harrison, James	LB	6-0	242	05/04/78	37	13	Kent State	Akron, OH	FA'14
54-0	Hatchie, Micah	OT	6-5	306	05/15/92	23	R	Washington	Haleiwa, HI	FA'15
79	Hemet, Ethan	DE	6-6	285	03/30/91	24	1	Wisconsin	Midford, WI	FA'14
97	Heyward, Cameron	DE	6-5	288	05/06/89	26	5	Ohio State	Pittsburgh, PA	01'11
98	Heyward-Bey, Darius	WR	6-2	219	02/26/87	28	7	Maryland	Silver Spring, MD	UFA'14 (IND)
31	Holliman, Gerard	S	5-10	218	05/06/84	31	R	Louisville	Miami, FL	07'15
74	Hubbard, Chris	G	6-4	286	04/23/91	24	2	UAB	Columbus, GA	01'11
81	James, Jesse	TE	6-7	261	06/04/94	21	R	Penn State	Glassport, PA	05'15
46	Johnson, Will	FB	6-2	238	11/14/89	25	4	West Virginia	Dayton, OH	FA'12
44	Jones, Howard	LB	6-4	238	02/10/90	25	1	Shepherd	Woodbridge, VA	FA'14
95	Jones, Jarvis	LB	6-2	245	10/13/89	25	3	Georgia	Lumpkin, GA	01'13
3	Jones, Landry	QB	6-3	221	04/04/89	26	3	Oklahoma	Artesia, NM	04b'13
65-0	Kruger, Joe	DE	6-6	287	05/04/92	23	2	Utah	Brem, UT	FA'14
54-0	Lemon, Shawn	LB	6-1	235	08/25/88	26	1	Akron	Waldorf, MD	FA'15
37	Lewis, Isaiah	S	5-10	211	10/30/91	23	1	Michigan State	Indianapolis, IN	FA'15
62	McCullers, Daniel	OT	6-7	352	08/11/92	22	2	Tennessee	Raleigh, NC	06b'14
90	McLendon, Steve	DT	6-4	320	01/03/86	29	6	Troy	Dzark, AL	FA'09
83	Miller, Heath	TE	6-5	256	10/22/82	32	11	Virginia	Swords Creek, VA	01'05
23	Mitchell, Mike	S	6-0	210	06/10/87	28	7	Ohio	Fort Thomas, KY	UFA'14 (CAR)
55	Moats, Arthur	LB	6-2	250	03/14/88	27	6	James Madison	Portsmouth, VA	UFA'14 (BUF)
16	Murphy, Tyler	QB/WR	6-2	213	01/12/92	23	R	Boston College	Wethersfield, CT	FA'15
45	Nix, Roosevelt	FB	5-11	260	03/30/92	23	1	Kent State	Reynoldsburg, OH	FA'15
19	Phillips, Shakim	WR	6-3	206	03/19/92	23	R	Boston College	Paterson, NJ	FA'15
57	Pouncey, Maurice	C	6-4	304	07/24/89	25	6	Florida	Lakeland, FL	01'10
3	Roethlisberger, Ben	QB	6-5	241	03/02/82	33	12	Miami (OH)	Cory Rawson, OH	01'04
17	Rogers, Eli	WR	5-10	180	12/23/92	22	R	Louisville	Miami, FL	FA'15
40-0	Scheuerman, Ross	RB	6-0	204	03/05/93	22	R	Lafayette (PA)	Creamridge, NJ	FA'15
50	Shazier, Ryan	LB	6-1	237	09/06/92	22	2	Ohio State	Fort Lauderdale, FL	01'14
89	Spaeth, Matt	TE	6-7	260	11/24/83	31	9	Minnesota	St. Michael, MN	FA'13
51	Spence, Sean	LB	5-11	231	06/07/90	25	4	Miami (FL)	Miami, FL	02'12
6	Stingily, Cameron	RB	6-1	235	10/19/91	23	R	Illinois	Romeoville, IL	FA'15
6	Sulham, Shaun	OT	6-0	200	12/28/91	23	11	Bowling Green	Waldaceburg, Ontario, Canada	FA'10
93	Thomas, Cam	OT	6-4	330	12/12/85	28	6	North Carolina	Cheraw, SC	UFA'14 (SD)
29	Thomas, Shamarka	S	5-9	217	02/23/91	24	3	Syracuse	Virginia Beach, VA	D4a'13
64-0	Thurston, Mike	DT	6-1	296	01/01/92	23	R	Georgia	Stone Mountain, GA	FA'15
94	Timmons, Lawrence	LB	6-1	234	05/14/86	29	9	Florida State	Florence, SC	01'07
91	Tuitt, Stephon	DE	6-5	303	05/23/93	22	2	Notre Dame	Miami, FL	02'14
64-0	Van Dyk, Mitchell	OT	6-7	299	01/02/91	24	1	Portland State	Paso Robles, CA	FA'15
35	Ventrone, Ross	S	5-8	195	09/27/86	28	3	Villanova	Bridgetown, PA	FA'13
78-0	Villanueva, Alejandro	OT	6-9	277	09/22/88	26	1	Army	Mendham, MS	FA'14
72	Wallace, Cody	C/G	6-4	300	11/26/84	30	6	Texas A&M	Cuero, TX	FA'13
78-0	Walton, L.T.	DE	6-5	319	03/31/92	23	R	Central Michigan	Clinton Township, MI	D6a'15
60	Warren, Greg	LS	6-3	252	10/18/81	33	11	North Carolina	Goldboro, NC	FA'05
39	Webb, B.W.	CB	5-11	190	05/03/90	25	3	William & Mary	Newport News, VA	W'14 (DAL)
11	Wheaton, Markus	WR	5-11	182	02/07/91	24	3	Oregon State	Chandler, AZ	03'13
71	Whimpey, Kevin	OT	6-5	295	07/01/90	24	R	Utah State	Highland, UT	FA'15
38	Wild, Ian	S	6-0	205	03/13/90	25	1	Mercyhurst	Pittsburgh, PA	FA'15
34	Williams, DeAngelo	RB	5-9	215	04/25/83	32	10	Memphis	Wynne, AK	FA'15
98	Williams, Vince	LB	6-1	250	12/27/89	25	3	Florida State	Davenport, FL	06b'13
9	Wing, Brad	P	6-3	205	01/27/91	24	2	LSU	Melbourne, Victoria, Australia	FA'14
56	Zumwalt, Jordan	LB	6-4	235	10/13/91	23	2	UCLA	LaHabra, CA	06a'14

*Roster as of June 1, 2015

MEDIA INFORMATION

FOOTBALL STAFF

2015 PLAYERS

2014 IN REVIEW

STEELERS HISTORY

RECORDS



2014

SEASON

IN REVIEW



Steelers

2014 FINAL REGULAR-SEASON STATISTICS (Won 11, Lost 5)

MEDIA INFORMATION

FOOTBALL STAFF

2015 PLAYERS

2014 IN REVIEW

STEELERS HISTORY

RECORDS

SCHEDULE

Date	W-L	Score	Opponent	Attendance
9/7	W	30-27	Cleveland	64,598
9/11	L	26-6	at Baltimore	71,181
9/21	W	37-19	at Carolina	73,945
9/28	L	27-24	Tampa Bay	62,910
10/5	W	17-9	at Jacksonville	66,198
10/12	L	31-10	at Cleveland	67,431
10/20	W	30-23	Houston	56,375
10/26	W	51-34	Indianapolis	62,479
11/2	W	43-23	Baltimore	63,971
11/9	L	20-13	at NY Jets	78,160
11/17	W	27-24	at Tennessee	69,143
11/30	L	35-32	New Orleans	61,916
12/7	W	42-21	at Cincinnati	65,512
12/14	W	27-20	at Atlanta	71,161
12/21	W	20-12	Kansas City	60,865
12/28	W	27-17	Cincinnati	64,697

TEAM STATISTICS

	Pittsburgh	Opponent
Total First Downs	379	314
Rushing	98	98
Passing	243	193
Penalty	38	33
3rd Down: Made/Att	93/208	71/189
3rd Down Pct.	44.7%	37.6%
4th Down: Made/Att	5/10	10/14
4th Down Pct.	50.0%	71.4%
Possession Avg.	32:24	27:36
Total Net Yards	6577	5654
Avg. Per Game	411.1	353.4
Total Plays	1068	944
Avg. Per Play	6.2	6.0
Net Yards Rushing	1752	1605
Avg. Per Game	109.5	100.3
Total Rushes	423	368
Net Yards Passing	4825	4049
Avg. Per Game	301.6	253.1
Sacked/Yards Lost	33/172	33/194
Gross Yards	4997	4243
Attempts/Completions	612/411	543/350
Completion Pct.	67.2%	64.5%
Had Intercepted	10	11
Punts/Average	62/43.0	68/45.3
Net Punting Avg.	38.2	39.7
Penalties/Yards	103/834	97/835
Fumbles/Ball Lost	16/11	20/10
Touchdowns	49	40
Rushing	10	9
Passing	33	30
Returns	6	1

SCORE BY PERIOD

	01	02	03	04	OT	Pts
Steelers	65	167	52	152	0	436
Opponents	77	104	88	99	0	368

PASSING

	Att	Cmp	Yds	Cmp%	TD	Int	Long	Sack/Lost	Rating
Roethlisberger	608	408	4952	67.1%	32	9	94t	33/172	103.3
Golden	1	1	25	100.0%	0	0	25	0/0	118.8
A. Brown	2	2	20	100.0%	1	0	17	0/0	147.9
Wing	1	0	0	0.0%	0	1	0	0/0	0.0
Steelers	612	411	4997	67.2%	33	10	94t	33/172	103.2
Opponents	543	350	4243	64.5%	30	11	81t	33/194	98.3

SCORING

	TD	Ru	Pa	Rt	PAT	FG	ZP	Pts
Suisham	0	0	0	45/45	29/32	0	132	
A. Brown	14	0	13	1	0/0	0/0	1	86
Bell	11	8	3	0	0/0	0/0	0	66
Blount	8	0	8	0	0/0	0/0	0	48
Miller	3	0	3	0	0/0	0/0	1	20
Gay	3	0	0	3	0/0	0/0	0	18
Moore	2	0	2	0	0/0	0/0	1	14
Blount	2	0	0	0	0/0	0/0	0	12
Wheaton	2	0	2	0	0/0	0/0	0	12
Spaeth	1	0	1	0	0/0	0/0	1	8
McCain	1	0	0	1	0/0	0/0	0	6
Palmer	1	0	1	0	0/0	0/0	0	6
Golden	1	0	0	1	0/0	0/0	0	6
Steelers	49	10	33	64.5/45	29/32	4	436	
Opponents	40	9	30	138/38	30/32	0	368	

Sacks: Heyward 7.5, Worlds 7.5, Hamison 5.5, Moats 4.0, Jones 2.0, Timmons 2.0, McLendon 1.0, Spence 1.0, Tuitt 1.0, Keisel 1.0, Thomas 0.5
 Steelers: 33.0, Opponents: 33.0
 2-Pt. Conversions: Steelers 4/4, Opponents: 0/2

RUSHING

	No.	Yds	Avg	Long	TD
Bell	290	1361	4.7	81	8
Blount	65	266	4.1	50	2
Archer	10	40	4.0	15	0
Roethlisberger	33	27	0.8	8	0
Wheaton	4	19	4.8	12	0
Harris	9	16	1.8	4	0
A. Brown	4	13	3.3	9	0
Bryant	3	12	4.0	9	0
Johnson	2	0	0.0	0	0
Wing	1	0	0.0	0	0
Gradkowski	2	-2	-1.0	-1	0
Steelers	423	1752	4.1	81	10
Opponents	368	1605	4.4	41	9

RECEIVING

	No.	Yds	Avg	Long	TD
A. Brown	129	1696	13.2	63t	13
Bell	83	854	10.3	48	3
Miller	66	761	11.5	49	3
Wheaton	53	644	12.2	47t	2
Bryant	26	549	21.1	94t	8
Moore	14	198	14.1	29	2
J. Brown	12	94	7.8	18	0
Archer	7	23	3.3	15	0
Johnson	6	41	6.8	18	0
Blount	6	36	6.0	13	0
Spaeth	3	46	15.3	33t	1
Heyward-Bey	3	33	11.0	17	0
Blake	1	25	25.0	25	0
Palmer	1	1	1.0	1t	1
Pouncey	1	0	0.0	0	0
Roethlisberger	0	-6	-6.0	-6	0
Steelers	411	4997	12.2	94t	33
Opponents	350	4243	12.1	81t	30

INTERCEPTIONS

	No.	Yds	Avg	Long	TD
Gay	3	113	37.7	52t	3
McCain	3	56	18.7	31	1
C. Allen	2	27	13.5	27	0
Worlds	1	30	30.0	30	0
Keisel	1	16	16.0	16	0
Blake	1	0	0.0	0	0
Steelers	11	242	22.0	52t	4
Opponents	10	29	2.9	13	0

PUNTING

	No.	Yds	Avg	Net	TB	In	Lg	B
Wing	61	2668	43.7	38.8	4	20	74	0
Steelers	62	2668	43.0	38.2	4	20	74	1
Opponents	68	3078	45.3	39.7	3	20	69	0

PUNT RETURNS

	Ret	FC	Yds	Avg	Long	TD
A. Brown	30	16	319	10.6	71t	1
Archer	1	0	2	2.0	2	0
Williams	1	0	0	0.0	0	0
Steelers	32	16	321	10.0	71t	1
Opponents	27	18	221	8.2	33	0

KICKOFF RETURNS

	No.	Yds	Avg	Long	TD
Wheaton	20	494	24.7	41	0
Archer	9	161	17.9	23	0
Blount	5	103	20.6	29	0
A. Brown	1	0	0.0	0	0
Steelers	35	758	21.7	41	0
Opponents	54	1249	23.1	108t	1

FIELD GOALS

	1-19	20-29	30-39	40-49	50+
Suisham	0/0	12/13	6/6	10/10	1/3
Steelers	0/0	12/13	6/6	10/10	1/3
Opponents	0/0	12/12	11/11	6/7	1/2

• Team Record

2014 FINAL REGULAR-SEASON DEFENSIVE/SPECIAL TEAMS STATISTICS



DEFENSE AND SPECIAL TEAMS

Player	DEFENSE									SPECIAL TEAMS					
	U	A	Tot	Sacks/Yds.	OP Int./Yards	PD	FF	FR		U	A	Tot	FF	FR	BL
Timmons	95	46	141	2/11	6 0/0	2	0	0		0	0	0	0	0	0
Mitchell	55	15	70	0/0	0 0/0	3	2	0		0	0	0	0	0	0
Gay	56	9	65	0/0	0 3/112	16	0	0		4	1	5	0	0	0
Polamalu	44	15	59	0/0	1 0/0	2	1	1		0	0	0	0	0	0
Worlds	39	19	58	7.5/44.5	18 1/30	2	1	2		0	0	0	0	0	0
Heyward	38	16	54	7.5/47	21 0/0	4	0	0		0	0	0	0	0	0
Spence	28	24	52	1/7	4 0/0	1	0	1		3	0	3	0	0	0
Harrison	28	17	45	5.5/35	14 0/0	0	0	0		0	0	0	0	0	0
C. Allen	40	4	44	0/0	0 2/23	9	0	1		0	0	0	0	0	0
Blake	31	5	36	0/0	0 1/0	7	1	1		7	0	7	0	0	0
Shazier	23	11	34	0/0	2 0/0	1	0	0		1	0	1	0	0	0
Williams	18	12	30	0/0	1 0/0	0	0	1		10	5	15	0	0	0
W. Allen	17	13	30	0/0	1 0/0	0	1	0		5	1	6	0	0	0
McCain	16	8	24	0/0	0 3/56	5	0	1		0	0	0	0	0	0
Moats	17	6	23	4/20	7 0/0	0	2	1		0	0	0	0	0	0
Keisel	10	12	22	1/0	12 1/16	6	0	0		0	0	0	0	0	0
C. Thomas	15	4	19	0.5/0.5	6 0/0	0	0	0		0	0	0	0	0	0
McLendon	11	7	18	1/7	5 0/0	0	0	0		0	0	0	0	0	0
Tuitt	11	6	17	1/4	3 0/0	0	1	0		0	0	0	0	0	0
Taylor	14	2	16	0/0	0 0/0	1	0	0		0	0	0	0	0	0
Jones	11	4	15	2/18	2 0/0	0	1	0		2	0	2	0	0	0
Heyward-Bey	1	1	2	0/0	0 0/0	0	1	0		3	2	5	0	0	0
McCullers	1	1	2	0/0	0 0/0	0	0	0		0	0	0	0	0	0
Garvin	0	0	0	0/0	0 0/0	0	0	0		9	6	15	0	0	0
Golden	0	0	0	0/0	0 0/0	0	0	0		6	4	10	0	1	0
Ventrone	0	0	0	0/0	0 0/0	0	0	0		5	2	7	0	0	0
S. Thomas	0	0	0	0/0	0 0/0	0	0	0		5	0	5	1	0	0
Johnson	0	0	0	0/0	0 0/0	0	0	0		3	1	4	0	0	0
Warren	0	0	0	0/0	0 0/0	0	0	0		1	2	3	0	0	0
Palmer	0	0	0	0/0	0 0/0	0	0	0		2	0	2	0	0	0
Webb	0	0	0	0/0	0 0/0	0	0	0		2	0	2	0	0	0
A. Brown	0	0	0	0/0	0 0/0	0	0	0		1	0	1	0	0	0
Miller	0	0	0	0/0	0 0/0	0	0	0		1	0	1	0	0	0
Spaeth	0	0	0	0/0	0 0/0	0	0	0		1	0	1	0	0	0
Wing	0	0	0	0/0	0 0/0	0	0	0		1	0	1	0	0	0
Suisham	0	0	0	0/0	0 0/0	0	0	0		0	1	1	0	0	0
TOTALS	619	257	876	33/194	103 11/242	59	11	9		72	25	97	1	1	0
OPPONENTS	637	369	1006	34/185	65 10/29	64	8	10		58	23	81	0	2	1

STEELERS 2014 Attendance

ATTENDANCE AT HEINZ FIELD

The Steelers drew 497,811 fans to their eight home games during the 2014 season, averaging 62,226 per home game. Since Heinz Field opened in 2001, the Steelers have averaged at least 57,000 fans per game each season.

Pittsburgh had a season-high 64,697 fans in Week 17 versus Cincinnati.

The Steelers have sold out 333 straight regular-season games at home, dating back to Nov. 5, 1972 versus Cincinnati.

Below are the Steelers' all-time home attendance figures since 1970:

ALL-TIME ATTENDANCE AT HEINZ FIELD

REGULAR SEASON

Year	Games	Total Attendance	Avg.
1970	7	318,698	45,528
1971	7	323,812	46,259
1972	7	340,549	48,650
1973	8	377,351	47,169
1974	7	325,457	46,494
1975	7	341,205	48,744
1976	7	330,620	47,231
1977	7	337,156	48,165
1978	8	380,258	47,532
1979	8	391,931	48,991
1980	8	424,106	53,013
1981	8	420,964	52,621
1982	4	208,890	52,223
1983	8	462,587	57,823
1984	8	447,288	55,911
1985	8	436,069	54,509
1986	8	414,937	51,867
1987	7	353,402	50,586
1988	8	396,044	49,506
1989	8	383,494	47,937
1990	8	434,769	54,346
1991	8	406,935	50,867
1992	8	427,782	53,410
1993	8	440,927	55,116
1994	8	461,272	57,659
1995	8	455,913	56,989
1996	8	466,944	58,368
1997	8	462,532	57,817
1998	8	464,619	58,077
1999	8	416,618	52,077
2000	8	440,428	55,053
2001	8	499,191	62,399
2002	8	490,274	61,284
2003	8	477,584	59,698
2004	8	507,385	63,423
2005	8	507,434	63,429
2006	8	499,461	62,433
2007	8	496,675	62,084
2008	8	503,125	62,890
2009	8	507,882	63,458
2010	8	504,669	63,084
2011	8	504,279	63,035
2012	8	489,135	61,141
2013	8	458,489	57,311
2014	8	497,811	62,226

● Played four home games due to players' strike.

● Played seven home games due to players' strike.

● Inaugural season at Heinz Field.

● Team Record

BREAKDOWN OF 2014 ATTENDANCE

The Steelers drew an average of 62,226 fans to each home game in 2014. It marked the 21st time in the last 22 seasons and the 15th consecutive season that the Steelers have averaged more than 55,000 fans at each home game.

The Steelers continued to be one of the most popular road teams in 2014. Pittsburgh drew 562,731 fans on the road, an average of 70,341 fans per game.

2014 REGULAR-SEASON ATTENDANCE NUMBERS

Home	Road
1. Cleveland [64,598]	Baltimore [71,181]
2. Tampa Bay [62,910]	Carolina [73,945]
3. Houston [56,375]	Jacksonville [66,198]
4. Indianapolis [62,479]	Cleveland [67,431]
5. Baltimore [63,971]	New York Jets [78,160]
6. New Orleans [61,916]	Tennessee [69,143]
7. Kansas City [60,865]	Cincinnati [65,512]
8. Cincinnati [64,697]	Atlanta [71,161]



TOP 10 HOME CROWDS IN STEELERS HISTORY

The Steelers set the single-game home attendance record (66,662) in the 2010 AFC Championship Game against the New York Jets.

The Steelers overall attendance record at Three Rivers Stadium was 61,545 during the 1994 AFC Championship Game (Jan. 15, 1995) versus the San Diego Chargers. Pittsburgh's top regular-season attendance figure at Three Rivers was 60,808 on Dec. 18, 1994, versus the Cleveland Browns.

	Date	Opponent	Attendance
1.	Jan. 23, 2011	New York Jets*	66,662
2.	Oct. 25, 2009	Minnesota	65,597
3.	Jan. 18, 2009	Baltimore*	65,350
4.	Nov. 15, 2009	Cincinnati	65,392
5.	Jan. 23, 2005	New England*	65,242
6.	Oct. 17, 2010	Cleveland	65,168
7.	Sept. 10, 2009	Tennessee	65,110
8.	Oct. 26, 2008	N.Y. Giants	64,991
9.	Nov. 21, 2010	Oakland	64,987
10.	Nov. 7, 2004	Philadelphia	64,975

* Playoff Game

SEPTEMBER 7, 2014 Heinz Field (64,598)



PITTSBURGH – K Shaun Suisham connected on a 41-yard field goal to give the Steelers a 30-27 victory over the Cleveland Browns in the 2014 season opener at Heinz Field. It marked the ninth time Suisham converted a game-winning field goal in his career and seventh as a Steeler.

Suisham booted a 36-yard field goal on the Steelers' opening drive of the contest to give the team an early 3-0 lead. Cleveland though tied the game, 3-3, on its ensuing drive with a 39-yard field goal by K Billy Cundiff.

Pittsburgh went on to score 24 straight points to take a commanding 27-3 lead at halftime. **RB LeGarrette Blount** scored on a seven-yard run late in the first quarter. **QB Ben Roethlisberger** found **WR Antonio Brown** for a 35-yard touchdown early in the second quarter. Then **RB**

Le'Veon Bell scored on a 38-yard run. Suisham capped off the half with a 34-yard field goal as time expired.

Like Pittsburgh, Cleveland scored 24 unanswered points to open up the second half. Rookie RB Isaiah Crowell scored on back-to-back drives, rushing into the end zone from three yards out and then 15 yards out on the following drive. Cundiff then connected on a 25-yard field goal. And QB Brian Hoyer threw a nine-yard touchdown to WR Travis Benjamin to tie the game 27-27.

With less than two minutes to go, the Steelers' defense forced a three-and-out and the Browns punted to the Pittsburgh 43-yard line. Roethlisberger then led the team on a five-play, 33-yard drive to set up Suisham's game-winning kick.

It marked the 31st time Roethlisberger led the team on a fourth-quarter game-winning drive in the regular season for his career. He finished the game with 365 passing yards, marking the 29th time he eclipsed the 300-yard mark in the regular season.

For the fifth time since 1991, the Steelers generated 300 or more total net yards in the first half (364) and for the first time since the 2009 season the team recorded 490 or more total net yards in a single game (490).

GAME SUMMARY

	1	2	3	4	F
Browns (0-1)	3	0	14	10	27
STEELERS (1-0)	10	17	0	3	30

TEAM	Q	TIME	PLAY	DRIVE	SCORE
PIT	1	9:58	Suisham 36 yd. FG	9-62; 5:02	0-3
CLE	1	5:39	Cundiff 39 yd. FG	8-54; 4:19	3-3
PIT	1	0:50	Blount 7 yd. run (Suisham kick)	9-80; 4:49	3-10
PIT	2	9:49	Brown 35 yd. pass from Roethlisberger (Suisham kick)	6-89; 3:12	3-17
PIT	2	7:43	Bell 38 yd. run (Suisham kick)	2-50; 0:48	3-24
PIT	2	0:00	Suisham 34 yd. FG	10-64; 1:44	3-27
CLE	3	13:27	Crowell 3 yd. run (Cundiff kick)	6-80; 1:33	10-27
CLE	3	9:05	Crowell 15 yd. run (Cundiff kick)	6-59; 2:31	17-27
CLE	4	14:57	Cundiff 25 yd. FG	12-75; 4:45	20-27
CLE	4	11:15	Benjamin 9 yd. pass from Hoyer (Cundiff kick)	7-51; 2:35	27-27
PIT	4	0:00	Suisham 41 yd. FG	5-33; 0:47	27-30

TEAM STATISTICS

	Browns	Steelers
1st Downs	23	24
3rd Downs	2-11 (18%)	4-12 (33%)
4th Downs	0-0 (0%)	1-1 (100%)
Total Net Yards	389	490
Plays-Avg.	64-6.1	67-7.3
Rushing Yards	191	127
Rush Att.-Avg.	30-6.1	28-4.5
Passing Yards	206	363
Att.-Comp.-Int.	31-19-0	35-24-1
Sacks By	3-24	3-24
Punts-Avg.	7-44.9	6-43.7
Penalties	8-55	11-96
Fumbles-Lost	0-0	1-0
Time of Poss.	27:33	32:27

INDIVIDUAL STATISTICS

RUSHING: Cle. – West 16-100; Tate 6-41; Crowell 5-32, 2 TDs; Benjamin 1-10; Gabriel 1-8; Agnew 1-2; Hoyer 1-(-2). Pit. – Bell 21-109, 1 TD; Roethlisberger 2-8; Blount 4-6, 1 TD; Archer 1-4.
PASSING: Cle. – Hoyer 30-18-0, 222, 1 TD. Pit. – Roethlisberger 23-23-1, 365, 1 TD; Golden 1-1-25.
RECEIVING: Cle. – Hawkins 8-87; Cameron 2-47; Drag 2-30; Austin 2-20; Benjamin 2-20, 1 TD; Barnidge 1-13; Gabriel 1-5. Pit. – Wheaton 6-97; Bell 6-88; A. Brown 5-116, 1 TD; J. Brown 3-38; Miller 3-26; Blake 1-25.

Game 2  BALTIMORE 26  PITTSBURGH 6

SEPTEMBER 11, 2014 M&T Bank Stadium (71,181)



BALTIMORE – The Baltimore Ravens defeated the Steelers, 26-6, at M&T Bank Stadium on Thursday Night Football.

Pittsburgh marched into Ravens' territory on its opening drive of the contest before the drive was stalled at the Baltimore 16-yard line due to a fumble recovered by the defense. QB Joe Flacco then led his team on a 12-play, 85-yard drive that he capped off with a two-yard touchdown pass to TE Owen Daniels to give the Ravens a 7-0 lead.

K Justin Tucker connected on a 30-yard field goal midway through the second quarter to increase Baltimore's lead 10-0. K Shaun Suisham connected on a 25-yard field goal late in the second quarter and the teams entered halftime with Baltimore leading 10-3.

Suisham added a 43-yarder early in the third quarter to cut the lead 10-6, but it would be the last points Pittsburgh would score. On the Ravens' ensuing possession, Flacco led the team on a 12-play, 80-yard drive and he capped it off with another touchdown pass to Daniels, this time a one-yarder, to give Baltimore a 17-6 lead.

The Ravens' defense forced two fourth quarter turnovers to close the door on a Pittsburgh comeback. Tucker added three fourth quarter field goals, from 23 yards, 22 yards and 20 yards to give Baltimore its final points of the contest.

GAME SUMMARY

	1	2	3	4	F
STEELERS (1-1)	0	3	3	0	6
Ravens (1-1)	7	3	7	9	26

TEAM	Q	TIME	PLAY	DRIVE	SCORE
BAL	1	0:27	Daniels 2 yd. pass from Flacco (Tucker kick)	12-85; 6:26	0-7
BAL	2	8:01	Tucker 30 yd. FG	12-65; 5:32	0-10
PIT	2	2:50	Suisham 25 yd. FG	11-73; 5:11	3-10
PIT	3	10:30	Suisham 43 yd. FG	6-27; 2:56	6-10
BAL	3	3:58	Daniels 1 yd. pass from Flacco (Tucker kick)	12-80; 6:32	6-17
BAL	4	14:11	Tucker 23 yd. FG	10-53; 3:51	6-20
BAL	4	11:14	Tucker 22 yd. FG	6-16; 2:46	6-23
BAL	4	4:31	Tucker 20 yd. FG	7-53; 4:57	6-26

TEAM STATISTICS

	Steelers	Ravens
1st Downs	17	25
3rd Downs	6-12 [50%]	5-12 [42%]
4th Downs	0-0 [0%]	1-1 [100%]
Total Net Yards	301	323
Plays-Avg.	57-5.3	65-5.0
Rushing Yards	99	157
Rush Att.-Avg.	18-5.5	36-4.4
Passing Yards	202	166
Att.-Comp.-Int.	37-22-1	29-21-0
Sacks By	0-0	2-15
Punts-Avg.	4-45.8	2-55.0
Penalties	9-75	4-35
Fumbles-Lost	2-2	0-0
Time of Poss.	24:52	35:08

INDIVIDUAL STATISTICS

RUSHING: Pit. – Bell 11-59; Wheaton 2-22; Brown 2-10; Blount 3-8.

Bal. – Pierce 22-96; Forsett 8-56; Flacco 5-3; Jones 1-2.

PASSING: Pit. – Roethlisberger 37-22-1, 217;

Bal. – Flacco 29-21-0, 166, 2 TDs.

RECEIVING: Pit. – A. Brown 7-90; Bell 5-48; Wheaton 5-38;

Miller 4-35; J. Brown 1-6.

Bal. – S. Smith 6-71; Daniels 5-28, 2 TDs; Forsett 4-16; Pitta 3-30; I. Smith 1-10; Pierce 1-7; Jones 1-4.

Game 3  PITTSBURGH 37  CAROLINA 19SEPTEMBER 21, 2014 *Bank of America Stadium (73,945)*

CHARLOTTE – Pittsburgh won its first road contest of the 2014 season in dominating fashion with a 37-19 win at Carolina. It marked the Steelers fifth straight win against the Panthers.

K Graham Gano connected on a 40-yard field goal midway through the first quarter to give Carolina a 3-0 lead. The Steelers responded with three straight field goals as K Shaun Suisham connected from 42, 24 and 45 yards out to give Pittsburgh a 9-3 advantage at halftime.

In the second half, Pittsburgh scored 28 points thanks to splash plays from the offense, defense and special teams. On the Panthers first drive of the third quarter, LB Jarvis Jones sacked and stripped QB Cam Newton, and the fumble was recovered by LB Jason Worilds. Five plays later, QB Ben Roethlisberger found WR Antonio Brown for a seven-yard touchdown to give the Steelers a 16-3 lead.

Gano made a 40-yard field goal on Carolina's ensuing drive. Pittsburgh responded on its next drive when RB Le'Veon Bell had an 81-yard rush down to Carolina's 11-yard line. It marked the first 80-yard rush for Pittsburgh since the 2005 season. Roethlisberger found Brown again from seven yards out to give the Steelers a 23-6 advantage.

The Panthers cut the lead 23-13 on Newton's 37-yard touchdown pass to TE Greg Olsen and forced the Steelers to punt on Pittsburgh's ensuing drive. But S Shamarko Thomas forced a fumble on the punt that was recovered by S Robert Golden in the endzone for a touchdown to give Pittsburgh a 30-13 lead.

The Steelers added seven more points on RB LeGarrette Blount's eight-yard touchdown run to give Pittsburgh a 37-13 advantage. QB Derek Anderson connected with WR Kelvin Benjamin on a 35-yard touchdown pass late in the fourth quarter to give Carolina its final points of the game.

For the first time since 1986, the Steelers had two running backs (Bell and Blount) each rush for 100 yards in the same contest.

GAME SUMMARY

	1	2	3	4	F
STEELERS (2-1)	3	6	14	14	37
Panthers (2-1)	3	0	3	13	19

TEAM	Q	TIME	PLAY	DRIVE	SCORE
CAR	1	6:40	Gano 40 yd. FG	(9:58; 3:55)	0-3
PIT	1	0:07	Suisham 42 yd. FG	(6:51; 2:31)	3-3
PIT	2	5:37	Suisham 24 yd. FG	(16:07; 8:00)	6-3
PIT	2	0:00	Suisham 45 yd. FG	(7:53; 1:35)	9-3
PIT	3	11:02	Roethlisberger 7 yd. pass to A. Brown (Suisham kick)	(4:17; 1:30)	16-3
CAR	3	6:21	Gano 40 yd. FG	(12:58; 4:41)	16-6
PIT	3	2:22	Roethlisberger 7 yd. pass to A. Brown (Suisham kick)	(6:00; 3:59)	23-6
CAR	4	13:28	Newton 37 yd. pass to Olsen (Gano kick)	(7:00; 3:54)	23-13
PIT	4	11:00	Golden fumble recovery in end zone (Suisham kick)	--	30-13
PIT	4	5:38	Blount 8 yd. run (Suisham kick)	(8:08; 4:29)	37-13
CAR	4	3:53	Anderson 35 yd. pass to Benjamin (Pass failed)	(6:00; 1:45)	37-19

TEAM STATISTICS

	Steelers	Panthers
1st Downs	24	20
3rd Downs	3-11 (27%)	4-12 (33%)
4th Downs	1-1 (100%)	1-1 (100%)
Total Net Yards	454	349
Plays-Avg.	65-7.0	54-6.5
Rushing Yards	264	42
Rush Att.-Avg.	34-7.8	10-4.2
Passing Yards	190	307
Att.-Comp.-Int.	30-22-0	41-29-0
Sacks By	3-23	1-6
Punts-Avg.	3-46.0	4-52.5
Penalties	11-91	7-105
Fumbles-Lost	0-0	3-2
Time of Poss.	34:39	25:21

INDIVIDUAL STATISTICS

RUSHING: Pit. – Bell 21-147; Blount 10-118, 1 TD; Roethlisberger 1-1; Gradkowski 2-(2) Car. – Stewart 5-31; Newton 2-7; Tolbert 3-4.
PASSING: Pit. – Roethlisberger 30-22-0, 196, 2 TDs. Car. – Newton 35-24-0, 250, 1 TD; Anderson 5-5-80, 1 TD.
RECEIVING: Pit. – A. Brown 10-90, 2 TDs; Miller 4-51; Wheaton 4-35; Bell 2-10; J. Brown 2-10. Car. – Benjamin 8-115, 1 TD; Brown 7-66; Olsen 5-69, 1 TD; Tolbert 3-20; Stewart 3-19; Avant 2-12; Bersin 1-29.

Game 4  TAMPA BAY 27  PITTSBURGH 24

SEPTEMBER 28, 2014 Heinz Field (62,910)



PITTSBURGH – QB Mike Glennon threw a game-winning five-yard touchdown pass to WR Vincent Jackson with seven seconds left to give the Buccaneers a 27-24 victory at Heinz Field.

On the Steelers opening drive of the game the Buccaneers got after **QB Ben Roethlisberger**, sacking him on consecutive plays. On third-and-16, DE Michael Johnson sacked and stripped Roethlisberger and the fumble was recovered by Tampa Bay. Two plays later, Glennon threw a seven-yard touchdown pass to WR Mike Evans to give Tampa Bay a 7-0 lead.

The Buccaneers forced the Steelers to punt on their next possession. Tampa Bay capped off that drive with a 50-yard field goal by K Patrick Murray to increase their lead 10-0. Pittsburgh responded on their next possession driving 73 yards on 10 plays. **K Shaun Suisham** nailed a 25-yard field goal to cut the lead 10-3.

The Steelers then scored two straight touchdowns thanks to Roethlisberger and **WR Antonio Brown**. Roethlisberger and Brown connected on an 11-yard score and then a 27-yard score to give Pittsburgh a 17-10 lead going into halftime.

Tampa Bay marched 80 yards on eight plays on its opening drive of the second half. RB Doug Martin scored on a three-yard run to tie the game 17-17. But the Steelers scored a touchdown on their next drive when Roethlisberger found **TE Heath Miller** for a five-yard touchdown to give Pittsburgh another seven-point advantage, 24-17.

Early in the fourth quarter, Murray made a 27-yard field goal to put Tampa Bay within four points, 24-20. It appeared that the Buccaneers would take the lead right after the two-minute warning. But the Steelers held the Buccaneers on fourth-and-10 from the Pittsburgh 14-yard line.

Tampa Bay though forced the Steelers to punt and took over with 40 seconds remaining and no timeouts. On second-and-10, Glennon found WR Louis Murphy for a 41-yard completion which set up Glennon's game-winning throw to Jackson.

GAME SUMMARY

	1	2	3	4	F
Buccaneers (1-3)	10	0	7	10	27
STEELERS (2-2)	10	7	7	0	24

TEAM	Q	TIME	PLAY	DRIVE	SCORE
TB	1	13:01	Evans 7 yd. pass from Glennon [Murray kick]	2-9; 0:44	0-7
TB	1	10:01	Murray 50 yd. FG	6-23; 1:24	0-10
PIT	1	6:19	Suisham 25 yd. FG	10-73; 3:42	3-10
PIT	1	0:15	A. Brown 11 yd. pass from Roethlisberger [Suisham kick]	9-60; 4:43	10-10
PIT	2	4:58	A. Brown 27 yd. pass from Roethlisberger [Suisham kick]	13-93; 7:25	17-10
TB	3	12:27	Martin 3 yd. run [Murray kick]	8-80; 2:33	17-17
PIT	3	7:50	Miller 5 yd. pass from Roethlisberger [Suisham kick]	10-80; 4:37	24-17
TB	4	11:37	Murray 27 yd. FG	12-83; 4:39	24-20
TB	4	0:07	Jackson 5 yd. pass from Glennon [Murray kick]	5-46; 0:33	24-27

TEAM STATISTICS

	Buccaneers	Steelers
1st Downs	21	27
3rd Downs	7-13 (54%)	6-14 (43%)
4th Downs	0-1 (0%)	1-1 (100%)
Total Net Yards	350	390
Plays-Avg.	64-5.5	73-5.3
Rushing Yards	63	85
Rush Att.-Avg.	20-3.2	27-3.1
Passing Yards	287	305
Att.-Comp.-Int.	43-21-0	41-30-0
Sacks By	5-26	1-15
Punts-Avg.	3-35.3	4-37.0
Penalties	9-50	13-125
Fumbles-Lost	0-0	2-1
Time of Poss.	25:45	34:15

INDIVIDUAL STATISTICS

RUSHING: T.B. – Martin 14-30, 1 TD; Patton 1-19; Rainey 4-2; Lane 1-2 Pit. – Bell 19-63; Blount 4-25; Roethlisberger 2-4; W. Johnson 1-0; Wheaton 1-[-7].
PASSING: T.B. – Glennon 42-21-1, 302; 2 TDs; Rainey 1-0-0. Pit. – Roethlisberger 40-29-0, 314, 3 TDs; A. Brown 1-1-17.
RECEIVING: T.B. – Murphy 6-99; Evans 4-65, 1 TD; Seferian-Jenkins 3-44; Jackson 3-32, 1 TD; Shepard 2-30; Martin 2-16; Rainey 1-16. Pit. – Miller 10-85, 1 TD; A. Brown 7-131, 2 TDs; Bell 6-46; Wheaton 4-57; Moore 1-12; J. Brown 1-5; Archer 1-1.

OCTOBER 5, 2014 EverBank Field (66,198)



JACKSONVILLE – CB Brice McCain returned a Blake Bortles interception 22 yards for a touchdown early in the fourth quarter to lift the Steelers to a 17-9 victory over the Jaguars at EverBank Field.

Jacksonville got on the board midway through the first quarter with K Josh Scobee's 43-yard field goal. Early in the second quarter K Shaun Suisham connected on a 24-yard field goal to tie the game 3-3.

Pittsburgh took the lead for good right after the two-minute warning in the first half when QB Ben Roethlis-

berger found TE Michael Palmer for a one-yard touchdown. The touchdown capped off a 10-play, 70-yard drive and was Palmer's first career touchdown as a Steeler.

Jacksonville cut the lead 10-9 by the end of the third quarter on Scobee's two made field goals (35 and 36 yards), and the team got a splash play on defense when the Steelers were driving. With the Steelers at the Jaguars' 13-yard line, Roethlisberger was sacked and stripped and the fumble was recovered by DL Andre Branch.

But on the Jaguars second play of their ensuing drive, Bortles was picked off by McCain and he returned it for a score to seal the victory for Pittsburgh.

Pittsburgh's defense held the Jaguars to less than 100 rushing yards, the first time since 2012 that the Steelers held three straight opponents to less than 100 rushing yards.

GAME SUMMARY

	1	2	3	4	F
STEELERS (3-2)	0	10	0	7	17
Jaguars (0-5)	3	3	3	0	9

TEAM	Q	TIME	PLAY	DRIVE	SCORE
JAX	1	5:17	Scobee 43 yd. FG	15-43; 8:08	0-3
PIT	2	12:35	Suisham 24 yd. FG	9-65; 3:35	3-3
PIT	2	1:53	Palmer 1 yd. pass from Roethlisberger [Suisham kick]	10-70; 4:53	10-3
JAX	2	0:09	Scobee 35 yd. FG	10-58; 1:44	10-6
JAX	3	3:16	Scobee 36 yd. FG	8-68; 3:17	10-9
PIT	4	11:12	McCain 22 yd. interception return [Suisham kick]	--	17-9

TEAM STATISTICS

	Steelers	Jaguars
1st Downs	20	12
3rd Downs	8-16 (50%)	3-12 (25%)
4th Downs	0-0 (0%)	1-1 (100%)
Total Net Yards	372	243
Plays-Avg.	68-5.5	52-4.7
Rushing Yards	111	56
Rush Att.-Avg.	28-4.0	15-3.7
Passing Yards	261	187
Att.-Comp.-Int.	36-26-0	36-22-2
Sacks By	1-4	4-12
Punts-Avg.	5-45.4	5-45.0
Penalties	7-50	4-34
Fumbles-Lost	1-1	3-0
Time of Poss.	35:17	24:43

INDIVIDUAL STATISTICS

RUSHING: Pit. – Bell 15-82; Blount 8-29; Archer 1-2; W. Johnson 1-0; Roethlisberger 3-[-2]. Jax. – Johnson 4-27; Bortles 4-14; Gerhart 4-9; Robinson 3-6.
PASSING: Pit. – Roethlisberger 36-26-0, 273, 1 TD. Jax. – Bortles 36-22-2, 191.
RECEIVING: Pit. – A. Brown 5-84; Bell 5-36; Miller 3-46; J. Brown 3-26; Blount 3-17; Archer 2-8; Moore 1-26; Wheaton 1-17; W. Johnson 1-12; Palmer 1-1, 1 TD; Heyward-Bey 1-0. Jax. – Robinson 5-51; Hums 4-26; Harbor 3-22; Brown 2-26; Todman 2-23; Sanders 2-12; Robinson 2-[-1]; Gerhart 1-20; Ta'ufu'ou 1-12.

Game 6  CLEVELAND 31  PITTSBURGH 10OCTOBER 12, 2014 *FirstEnergy Stadium (67,431)*

CLEVELAND – The Browns scored three second quarter touchdowns en route to a 31-10 victory against the Steelers at FirstEnergy Stadium.

The Steelers rushed for 57 yards in the first quarter and the defense held the Browns to (-8) net yards in the opening period. Pittsburgh took a 3-0 lead midway through the first quarter on K **Shaun Suisham's** 20-yard field goal. On the Steelers ensuing drive, the team lined up for another field goal attempt but the snap was fumbled.

Cleveland then scored 31 unanswered points. RB **Isaiah Crowell** scored on a five yard run. QB **Brian Hoyer** connected with TE **Jordan Cameron** on a 51-yard touchdown. And RB **Ben Tate** scored from eight yards out to give Cleveland a 21-3 lead at halftime.

Midway through the third quarter, K **Billy Cundiff** connected on a 40-yard field goal to increase the Browns lead to 24-3. CB **Buster Skrine** intercepted QB **Ben Roethlisberger** on the Steelers' ensuing drive which set up Cleveland in Pittsburgh territory. Seven plays later, Tate scored from one-yard out to give Cleveland its final points of the contest.

The Steelers did manage to score late in the game when **Roethlisberger** threw a 26-yard touchdown pass to **WR Lance Moore**.

RB Le'Veon Bell totaled 105 scrimmage yards to become the first player in team history to record 100 scrimmage yards in each of the first six games of a season.

GAME SUMMARY

	1	2	3	4	F
STEELERS (3-3)	3	0	0	7	10
Browns (3-2)	0	21	3	7	31

TEAM	Q	TIME	PLAY	DRIVE	SCORE
PIT	1	5:09	Suisham 20 yd. FG	10-63; 6:11	3-0
CLE	2	11:45	Crowell 5 yd. run (Cundiff kick)	5-68; 1:51	3-7
CLE	2	9:35	Cameron 51 yd. pass from Hoyer (Cundiff kick)	3-60; 1:08	3-14
CLE	2	2:27	Tate 8 yd. run (Cundiff kick)	11-85; 5:07	3-21
CLE	3	3:23	Cundiff 40 yd. FG	6-58; 2:52	3-24
CLE	4	12:47	Tate 1 yd. run (Cundiff kick)	7-39; 4:17	3-31
PIT	4	2:36	Moore 26 yd. pass from Roethlisberger (Suisham kick)	5-74; 1:03	10-31

TEAM STATISTICS

	Steelers	Browns
1st Downs	22	19
3rd Downs	6-16 (38%)	4-11 (36%)
4th Downs	0-2 (0%)	0-0 (0%)
Total Net Yards	359	368
Plays-Avg.	76-4.7	56-6.6
Rushing Yards	138	158
Rush Att.-Avg.	32-4.3	38-4.2
Passing Yards	221	210
Att.-Comp.-Int.	42-21-1	17-8-0
Sacks By	1-7	2-7
Punts-Avg.	7-46.0	6-40.7
Penalties	6-42	6-60
Fumbles-Lost	1-0	3-1
Time of Poss.	33:05	26:55

INDIVIDUAL STATISTICS

RUSHING: Pit. – Bell 18-82; Blount 8-27; Archer 3-24; Roethlisberger 1-7; Wing 1-0; A. Brown 1-(-2). Cle. – Tate 25-78, 2 TDs, Crowell 11-77, 1 TD; Benjamin 1-3; Hoyer 1-0.
PASSING: Pit. – Roethlisberger 42-21-1, 228, 1 TD. Cle. – Hoyer 17-8-0, 217, 1 TD.
RECEIVING: Pit. – A. Brown 7-118; Wheaton 4-33; Bell 4-23; Miller 2-19; J. Brown 2-9; Moore 1-26, 1 TD; Archer 1-0. Cle. – Cameron 3-102, 1 TD; Austin 2-29; Benjamin 1-31; Dray 1-31; Gabriel 1-24.

OCTOBER 20, 2014 Heinz Field (56,375)



PITTSBURGH – The Steelers' offense scored three touchdowns in a span of 73 seconds late in the first half to help lift the team to a 30-23 victory over the Houston Texans at Heinz Field on Monday Night Football.

Pittsburgh got off to a slow start and fell behind 13-0. Houston opened the scoring as QB Ryan Fitzpatrick threw an 11-yard touchdown pass to RB Alfred Blue and K Randy Bullock connected on two field goals (39, 38).

K Shaun Suisham connected on a 44-yard field goal to give Pittsburgh its first points of the contest late in the second quarter. After forcing Houston to punt, Pittsburgh

took over and scored a touchdown in just two plays. QB Ben Roethlisberger connected with rookie WR Martavis Bryant on a 35-yard touchdown to cut the lead 13-10.

The Steelers defense then created two splash plays and the offense capitalized on Houston's mistakes. First, RB Arian Foster was stripped by LB Jason Worilds on the Texans' three-yard line. On the Steelers first play of their ensuing drive, WR Antonio Brown threw a three-yard touchdown to WR Lance Moore.

On Houston's following possession, Fitzpatrick's pass was batted into the air and picked off by DE Brett Keisel. The Steelers took over in Texans' territory again and Roethlisberger found RB Le'Veon Bell for a two-yard touchdown to increase the lead 24-13.

Suisham added two fourth quarter field goals (30, 40) to increase Pittsburgh's lead to 30-16. The Texans scored a late touchdown but their onside kick attempt was recovered by Pittsburgh to end the game.

GAME SUMMARY

	1	2	3	4	F
Texans (3-4)	7	6	0	10	23
STEELERS (4-3)	0	24	0	6	30

TEAM	Q	TIME	PLAY	DRIVE	SCORE
HOU	1	5:55	Blue 11 yd. pass from Fitzpatrick (Bullock kick)	10-94; 5:29	0-7
HOU	2	13:34	Bullock 39 yd. FG	9-25; 3:46	0-10
HOU	2	7:16	Bullock 38 yd. FG	10-51; 4:40	0-13
PIT	2	3:08	Suisham 44 yd. FG	8-60; 4:08	3-13
PIT	2	1:27	Bryant 35 yd. pass from Roethlisberger (Suisham kick)	2-63; 0:19	10-13
PIT	2	1:03	Moore 3 yd. pass from A. Brown (Suisham kick)	1-3; 0:07	17-13
PIT	2	0:14	Bell 2 yd. pass from Roethlisberger (Suisham kick)	2-8; 0:44	24-13
HOU	4	11:47	Bullock 31 yd. FG	9-61; 2:42	24-16
PIT	4	5:50	Suisham 30 yd. FG	10-70; 5:57	27-16
PIT	4	3:04	Suisham 40 yd. FG	6-17; 1:51	30-16
HOU	4	1:31	Foster 1 yd. pass from Fitzpatrick (Bullock kick)	7-86; 1:33	30-23

TEAM STATISTICS

	Texans	Steelers
1st Downs	20	18
3rd Downs	4-12 (33%)	5-14 (36%)
4th Downs	2-2 (100%)	0-0 (0%)
Total Net Yards	393	328
Plays-Avg.	63-6.2	62-5.3
Rushing Yards	132	76
Rush Att.-Avg.	30-4.4	25-3.0
Passing Yards	261	252
Att.-Comp.-Int.	32-21-1	34-24-0
Sacks By	3-16	1-1
Punts-Avg.	3-45.0	4-44.0
Penalties	4-20	6-38
Fumbles-Lost	3-2	1-1
Time of Poss.	27:54	32:06

INDIVIDUAL STATISTICS

RUSHING: Hou. – Foster 20-102; Fitzpatrick 5-16; Blue 5-14, Pit. – Bell 12-57; Blount 7-9; Archer 2-7; Roethlisberger 4-3.
PASSING: Hou. – Fitzpatrick 32-21-1, 262, 1 TD. Pit. – Roethlisberger 33-23-0, 265, 2 TDs; A. Brown 1-1-0, 3, 1 TD.
RECEIVING: Hou. – Hopkins 6-108; Johnson 5-77; Foster 4-13, 1 TD; Graham 2-24; Johnson 1-15; Blue 1-11, 1 TD; Fiedorowicz 1-9; Martin 1-5. Pit. – A. Brown 9-90; Bell 8-88, 1 TD; Bryant 2-40, 1 TD; Moore 2-12, 1 TD; Heyward-Bey 1-17; Miller 1-13; Blount 1-8.

Game 8 PITTSBURGH 51 INDIANAPOLIS 34

OCTOBER 26, 2014 Heinz Field (62,479)



PITTSBURGH – QB Ben Roethlisberger had a game for the ages as he threw for a team record 522 yards and a team record six passing touchdowns to help guide the Steelers to a 51-34 win against the Colts at Heinz Field.

K Adam Vinatieri made a 31-yard field goal on the Colts first drive of the game to give Indianapolis the early 3-0 lead. Pittsburgh responded with 21 unanswered points. Roethlisberger connected with WR Markus Wheaton for an 18-yard touchdown and then with WR Martavis Bryant for a five-yard score. And then CB William Gay stepped in front of an Andrew Luck throw and returned it 33 yards for a touchdown to give the Steelers a 21-3 lead.

Indianapolis cut the lead to 21-10 when Luck connected with TE Dwayne Allen for a 21-yard touchdown.

Roethlisberger then capped off Pittsburgh's next two drives with touchdown throws to WR Antonio Brown. The first touchdown was from eight yards out and the second one was from 47 yards out to give Pittsburgh a 35-10 advantage.

Luck connected with WR T.Y. Hilton for a 28-yard touchdown and Vinatieri made a 23-yard field goal as the halftime whistle sounded, and the teams went into halftime with Pittsburgh leading 35-20.

Roethlisberger and Bryant connected for a two-yard touchdown early in the third quarter to give Pittsburgh a 42-20 advantage. Indianapolis then scored two straight times to get within eight points. RB Ahmad Bradshaw scored on a 12-yard run and Luck threw a 31-yard touchdown to WR Donte Moncrief to cut the lead to 42-34.

Early in the fourth quarter the Colts forced a Steelers turnover as Pittsburgh was in the red zone. But Luck tripped and was called for a penalty in the end zone and the play resulted in a safety. Leading 44-34, Roethlisberger led the team on a 12-play, 67-yard drive that he capped off with his sixth touchdown of the game, an 11-yard pass to TE Heath Miller.

GAME SUMMARY

	1	2	3	4	F
Colts (5-3)	3	17	14	0	34
STEELERS (5-3)	7	28	7	9	51

TEAM	Q	TIME	PLAY	DRIVE	SCORE
IND	1	11:56	Vinatieri 31 yd. FG	7-67; 3:04	0-3
PIT	1	7:13	Wheaton 18 yd. pass from Roethlisberger (Suisham kick)	9-80; 4:43	7-3
PIT	2	14:57	Bryant 5 yd. pass from Roethlisberger (Suisham kick)	12-76; 6:29	14-3
PIT	2	14:16	Gay 33 yd. interception return (Suisham kick)	--	21-3
IND	2	11:36	Allen 21 yd. pass from Luck (Vinatieri kick)	5-86; 2:40	21-10
PIT	2	8:33	Brown 8 yd. pass from Roethlisberger (Suisham kick)	7-87; 3:03	28-10
IND	2	5:08	Brown 47 yd. pass from Roethlisberger (Suisham kick)	4-77; 2:26	35-10
PIT	2	1:56	Hilton 28 yd. pass from Luck (Vinatieri kick)	8-80; 3:12	35-17
IND	2	0:00	Vinatieri 23 yd. FG	5-60; 0:35	35-20
PIT	3	9:59	Bryant 2 yd. pass from Roethlisberger (Suisham kick)	10-80; 5:01	42-20
IND	3	3:38	Bradshaw 12 yd. run (Vinatieri kick)	8-69; 3:06	42-27
IND	3	2:35	Moncrief 31 yd. pass from Luck (Vinatieri kick)	3-36; 0:51	42-34
PIT	4	12:34	Penalty on Luck enforced in end zone for safety	--	44-34
PIT	4	5:14	Miller 11 yd. pass from Roethlisberger (Suisham kick)	12-67; 7:20	51-34

TEAM STATISTICS

	Colts	Steelers
1st Downs	26	34
3rd Downs	5-10 (50%)	8-13 (62%)
4th Downs	0-0 (0%)	1-1 (100%)
Total Net Yards	448	639
Plays-Avg.	57-7.9	81-7.9
Rushing Yards	63	117
Rush Att.-Avg.	10-6.3	32-3.7
Passing Yards	385	522
Att.-Comp.-Int.	45-26-2	49-40-0
Sacks By	0-0	2-15
Punts-Avg.	3-51.0	3-29.7
Penalties	5-43	10-59
Fumbles-Lost	1-0	2-2
Time of Poss.	20:17	39:43

INDIVIDUAL STATISTICS

RUSHING: Ind. – Bradshaw 6-35, 1 TD; Luck 3-26; Herron 1-2. Pit. – Bell 24-92; Blount 6-21; Brown 1-5; Roethlisberger 1-(-1).
PASSING: Ind. – Luck 45-26-2, 400, 3 TDs. Pit. – Roethlisberger 49-40-0, 522, 6 TDs.
RECEIVING: Ind. – Moncrief 7-113, 1 TD; Bradshaw 7-52; Hilton 6-155, 1 TD; Whalen 2-23; Nicks 1-27; Allen 1-21, 1 TD; Herron 1-5; Fleener 1-4. Pit. – Brown 10-133, 2 TDs; Miller 7-112, 1 TD; Bell 6-56; Bryant 5-83, 2 TDs; Wheaton 5-56, 1 TD; Moore 2-33; Johnson 2-22; Blount 2-11; Heyward-Bey 1-16.

Game 9  PITTSBURGH 43  BALTIMORE 23NOVEMBER 2, 2014 *Heinz Field (63,971)*

PITTSBURGH – For the second consecutive game, **QB Ben Roethlisberger** threw six touchdown passes to guide his team to victory, this one a 43-23 win against the Baltimore Ravens at Heinz Field. Roethlisberger's 12 passing touchdowns in a two-game span was a new NFL record.

The Ravens scored early in the first quarter when **QB Joe Flacco** connected with **WR Torrey Smith** on a 35-yard touchdown to give Baltimore a 7-0 lead. Pittsburgh tied the game, 7-7, midway through the second quarter when Roethlisberger threw a five-yard touchdown pass to **RB Le'Veon Bell**.

The Steelers defense forced two Ravens turnovers in the second quarter and Pittsburgh capitalized with touchdowns on the team's ensuing possessions. Roeth-

lisberger found **WR Martavis Bryant** for a 19-yard score to give Pittsburgh a 14-7 lead. **K Justin Tucker** made a 46-yard field goal to cut the Steelers lead to 14-10.

Roethlisberger then threw a 47-yard touchdown to **WR Markus Wheaton** to give Pittsburgh a 22-10 lead heading into halftime. It marked Wheaton's longest reception of his career.

After a scoreless third quarter, Roethlisberger connected with **WR Antonio Brown** on a 54-yard touchdown early in the fourth quarter to give Pittsburgh a 29-10 advantage. But on Baltimore's ensuing drive, **WR Jacoby Jones** returned a kickoff 108 yards for a touchdown to get Baltimore back within 12 points.

Roethlisberger and Bryant connected again, this time from 18 yards out to give the Steelers a 36-17 advantage. Flacco and **TE Crockett Gillmore** connected on a one-yard score with less than three minutes to go to cut the lead to 36-23.

But on the Steelers next drive, Roethlisberger threw his sixth and final touchdown pass, this one a 33-yarder to **TE Matt Spaeth** to seal the victory for Pittsburgh.

GAME SUMMARY

	1	2	3	4	F
Ravens (5-4)	7	3	0	13	23
STEELERS (6-3)	0	22	0	21	43

TEAM	Q	TIME	PLAY	DRIVE	SCORE
BAL	1	9:41	T. Smith 35 yd. pass from Flacco (Tucker kick)	1-35; 0:06	0-7
PIT	1	7:18	Bell 5 yd. pass from Roethlisberger (Suisham kick)	5-27; 1:56	7-7
PIT	2	5:24	Bryant 19 yd. pass from Roethlisberger (Suisham kick)	3-30; 1:31	14-7
BAL	2	1:44	Tucker 46 yd. FG	10-49; 3:40	14-10
PIT	2	0:53	Wheaton 47 yd. pass from Roethlisberger (Pass; Wing to Spaeth)	5-80; 0:51	22-10
PIT	4	14:01	A. Brown 54 yd. pass from Roethlisberger (Suisham kick)	7-85; 3:38	29-10
BAL	4	13:47	J. Jones 108 yd. kickoff return (Tucker kick)	0-0; 0:14	29-17
PIT	4	9:31	Bryant 18 yd. pass from Roethlisberger (Suisham kick)	9-71; 4:16	36-17
BAL	4	2:58	Gillmore 1 yd. pass from Flacco (Run failed)	9-33; 2:35	36-23
PIT	4	1:51	Spaeth 33 yd. pass from Roethlisberger (Suisham kick)	4-41; 1:07	43-23

TEAM STATISTICS

	Ravens	Steelers
1st Downs	22	22
3rd Downs	3-13 (23%)	6-14 (43%)
4th Downs	2-2 (100%)	1-1 (100%)
Total Net Yards	332	376
Plays-Avg.	67-5.0	65-5.8
Rushing Yards	63	55
Rush Att.-Avg.	18-3.5	25-2.2
Passing Yards	269	321
Att.-Comp.-Int.	45-30-1	37-25-0
Sacks By	3-19	4-34
Punts-Avg.	6-42.5	6-41.8
Penalties	10-108	7-67
Fumbles-Lost	1-1	1-1
Time of Poss.	28:34	31:26

INDIVIDUAL STATISTICS

RUSHING: Bal. – Forsett 9-38; Taliaferro 7-21; Pierce 1-2; Flacco 1-2. Pit. – Blount 10-23; Bell 10-20; Archer 1-4; Wheaton 1-4; Bryant 1-3; Roethlisberger 2-1.
PASSING: Bal. – 45-30-1, 303, 2 TDs Pit. – Roethlisberger 37-25-0, 340, 6 TDs.
RECEIVING: Bal. – Daniels 6-53; Forsett 5-67; S. Smith 5-36; T. Smith 4-63, 1 TD; Taliaferro 3-34; Brown 3-27; Juszczyk 1-12; Aiken 1-12; Gillmore 1-1, 1 TD; Supernaw 1-(-2). Pit. – A. Brown 11-144, 1 TD; Bell 5-38, 1 TD; Bryant 3-44, 2 TDs; Wheaton 2-62, 1 TD; Spaeth 1-33, 1 TD; Miller 1-14; Moore 1-4; Johnson 1-1.

Game 10  NEW YORK JETS 20  PITTSBURGH 13NOVEMBER 9, 2014 *MetLife Stadium (78,160)*

EAST RUTHERFORD, N.J. — Pittsburgh could not overcome a 17-0 first quarter deficit and four turnovers and lost to the Jets, 20-13, at MetLife Stadium.

The Jets ate up nearly eight minutes of clock time on their first drive of the game. After marching 72 yards on 14 plays, K Nick Folk converted a 23-yard field goal to give New York a 3-0 lead.

Pittsburgh was forced to punt on their first possession of the game. On the very first play of the Jets' ensuing drive, QB Michael Vick threw a 67-yard touchdown to WR T.J. Graham to give the Jets a 10-0 lead.

WR Antonio Brown fumbled on the Steelers' next drive, and the Jets took over in Steelers' territory. Five plays

later, Vick found TE Jace Amaro for a five yard touchdown to give New York a 17-0 lead at the end of the first quarter.

The Steelers marched into the redzone on their first drive of the second quarter but QB Ben Roethlisberger was intercepted near the goal line. Late in the second quarter, Folk missed a 45-yard field goal. Roethlisberger then led the team into Jets' territory. K Shaun Suisham nailed a career-long 53-yard field goal as the halftime whistle sounded to cut the Jets' lead 17-3.

Roethlisberger was again picked off on the Steelers' opening drive of the second half. Midway through the third quarter, Folk converted a 30-yard field goal to give the Jets a 20-3 lead.

On the first play of the fourth quarter, Suisham missed a 23-yard field goal. But Suisham connected on a 27-yarder midway through the fourth quarter to cut the lead to 20-6. Roethlisberger threw an 80-yard touchdown to WR Martavis Bryant with 1:28 left to go in the game.

The Steelers' onside kick attempt though was recovered by the Jets, who then ran out the clock for the victory.

GAME SUMMARY

	1	2	3	4	F
STEELERS (6-4)	0	3	0	10	13
Jets (2-8)	17	0	3	0	20

TEAM	Q	TIME	PLAY	DRIVE	SCORE
NYJ	1	7:08	Folk 23 yd. FG	14-72; 7:52	0-3
NYJ	1	3:20	Graham 67 yd. pass from Vick (Folk kick)	1-67; 0:10	0-10
NYJ	1	0:19	Amaro 5 yd. pass from Vick (Folk kick)	5-20; 2:49	0-17
PIT	2	0:00	Suisham 53 yd. FG	6-30; 0:51	3-17
NYJ	3	4:34	Folk 30 yd. FG	10-48; 4:12	3-20
PIT	4	7:21	Suisham 27 yd. FG	13-46; 5:59	6-20
PIT	4	1:16	Bryant 80 yd. pass from Roethlisberger (Suisham kick)	1-80; 0:12	13-20

TEAM STATISTICS

	Steelers	Jets
1st Downs	22	15
3rd Downs	6-11 [55%]	6-15 (40%)
4th Downs	0-1 [0%]	0-0 [0%]
Total Net Yards	362	275
Plays-Avg.	62-5.8	58-4.7
Rushing Yards	36	150
Rush Att.-Avg.	17-2.1	36-4.2
Passing Yards	326	125
Att.-Comp.-Int.	43-30-2	18-10-0
Sacks By	4-7	2-17
Punts-Avg.	2-46.0	5-46.4
Penalties	3-20	9-75
Fumbles-Lost	3-2	0-0
Time of Poss.	29:27	30:33

INDIVIDUAL STATISTICS

RUSHING: Pit. — Bell 11-36; Blount 5-0; Roethlisberger 1-0. NYJ — Ivory 14-51; Vick 8-39; Harvin 6-33; Johnson 7-23; Powell 1-4.
PASSING: Pit. — Roethlisberger 43-30-2, 343, 1 TD. NYJ — Vick 18-10-0, 132, 2 TDs.
RECEIVING: Pit. — A. Brown 8-74; Bell 8-33; Bryant 4-143, 1 TD; Wheaton 4-41; Miller 3-29; Moore 2-28; Johnson 1-[-5]. NYJ — Decker 3-24; Harvin 3-23; Amaro 2-6, 1 TD; Graham 1-67, 1 TD; Johnson 1-12.

NOVEMBER 17, 2014 LP Field (69,143)



NASHVILLE – The Steelers overcame an 11-point fourth quarter deficit to beat the Titans 27-24 on Monday Night Football at LP Field.

Pittsburgh got off to a fast start, scoring twice in the first five minutes of the game. **K Shaun Suisham** connected on a 49-yard field goal to give the Steelers a 3-0 lead. And on the Steelers' first defensive snap, **CB William Gay** intercepted QB Zach Mettenberger and returned it 28 yards for a touchdown to give the Steelers a 10-0 lead.

Tennessee responded with a 67-yard drive that was capped off by a nine-yard touchdown run by RB Bishop Sankey. Suisham made a 23-yard field goal near the end of the first quarter to give Pittsburgh a 13-7 lead.

The Titans scored 17 unanswered points to take a 24-13 lead into the fourth quarter. First, K Ryan Succop connected on a 20-yard field goal. Then with less than one minute left in the half, Mettenberger connected with WR Nate Washington on an 80-yard touchdown.

Late in the third quarter, Mettenberger connected with TE Chase Coffman for a four-yard touchdown to give the Titans an 11-point advantage heading into the fourth quarter.

On the first play of the fourth quarter, RB Le'Veon Bell scored on a five-yard run. And on the Steelers next drive, QB Ben Roethlisberger threw a 12-yard touchdown pass to WR Antonio Brown to seal the victory for the Steelers. It marked Roethlisberger's 32nd career fourth quarter/overtime game-winning drive of his career in the regular season.

Pittsburgh's defense limited the Titans' chances in the fourth quarter and the Steelers used a heavy dose of Bell to run out the clock. For the game, Bell totaled 206 rushing yards, the fourth-highest total in team history for a single game.

GAME SUMMARY

	1	2	3	4	F
STEELERS (7-4)	13	0	0	14	27
Titans (2-8)	7	10	7	0	24

TEAM	Q	TIME	PLAY	DRIVE	SCORE
PIT	1	10:45	Suisham 49 yd. FG	7:37; 4:15	3-0
PIT	1	10:37	Gay 28 yd. interception return (Suisham kick)	--	10-0
TEN	1	8:08	Sankey 9 yd. run (Succop kick)	5:67; 2:29	10-7
PIT	1	1:03	Suisham 23 yd. FG	14:85; 7:05	13-7
TEN	2	11:12	Succop 20 yd. FG	9:58; 4:51	13-10
TEN	2	0:32	Washington 80 yd. pass from Mettenberger (Succop kick)	1:80; 0:12	13-17
TEN	3	3:42	Coffman 4 yd. pass from Mettenberger (Succop kick)	11:77; 5:16	13-24
PIT	4	14:51	Bell 5 yd. run (Suisham kick)	8:72; 3:51	20-24
PIT	4	9:01	A. Brown 12 yd. pass from Roethlisberger (Suisham kick)	8:65; 4:02	27-24

TEAM STATISTICS

	Steelers	Titans
1st Downs	29	14
3rd Downs	7-13 (54%)	3-8 (38%)
4th Downs	0-0 (0%)	0-0 (0%)
Total Net Yards	386	312
Plays-Avg.	73-5.3	39-8.0
Rushing Yards	206	49
Rush Att.-Avg.	36-5.7	15-3.3
Passing Yards	180	263
Att.-Comp.-Int.	32-21-1	24-15-1
Sacks By	0-0	5-27
Punts-Avg.	2-40.5	4-35.3
Penalties	4-39	1-10
Fumbles-Lost	0-0	0-0
Time of Poss.	39:49	20:11

INDIVIDUAL STATISTICS

RUSHING: Pit. – Bell 33-204, 1 TD; Roethlisberger 3-2; Ten. – Sankey 11-38, 1 TD; Greene 3-6; McCluster 1-5.
PASSING: Pit. – Roethlisberger 32-21-1, 207, 1 TD. Ten. – Mettenberger 24-15-1, 263, 2 TDs.
RECEIVING: Pit. – A. Brown 9-91, 1 TD; Miller 5-71; Bell 2-18; Bryant 2-11; Moore 1-15; Wheaton 1-6; Archer 1-(-5). Ten. – Wright 4-70; Coffman 3-32, 1 TD; Hunter 2-48; Battle 2-4; Washington 1-80, 1 TD; McCluster 1-17; Sankey 1-7; Hagan 1-5.

Game 12  NEW ORLEANS 35  PITTSBURGH 32NOVEMBER 30, 2014 *Heinz Field (61,916)*

PITTSBURGH – Saints QB Drew Brees threw five touchdown passes to lift his team to a 35-32 victory against the Steelers at Heinz Field.

The Steelers dominated time of possession for the first quarter and a half but only managed to put six points on the board thanks to K Shaun Suisham's 49 and 31-yard makes.

Midway through the second quarter, Brees connected with TE Benjamin Watson for a 15-yard touchdown. And with less than one minute remaining in the half, Brees threw a four-yard touchdown pass to FB Erik Lorig to give the Saints a 14-6 lead heading into the break.

New Orleans scored on their first drive of the second half as Brees found WR Nick Toon for an 11-yard touchdown. Pittsburgh's ensuing drive ended with a one-yard touchdown run by RB Le'Veon Bell to cut the Saints' lead 21-13. Bell recorded a career-best 159 receiving yards and totaled a career-high 254 yards from scrimmage.

But on the Saints' next possession, Brees threw a 69-yard touchdown pass to WR Kenny Stills to give New Orleans a 28-13 advantage at the end of the third quarter.

Suisham connected on a 47-yarder early in the fourth quarter to cut the lead to 28-16. But Brees led his team right down the field and threw a three-yard touchdown pass to WR Marques Colston to give New Orleans a 35-16 lead.

QB Ben Roethlisberger connected with WR Antonio Brown on a four-yard touchdown pass late in the fourth quarter, and then the two connected again on a three-yard score as time expired. Roethlisberger threw for a game-high 435 yards and set the team's single-game record with 58 pass attempts.

GAME SUMMARY

	1	2	3	4	F
Saints (5-7)	0	14	14	7	35
STEELERS (7-5)	3	3	7	19	32

TEAM	Q	TIME	PLAY	DRIVE	SCORE
PIT	1	6:05	Suisham 49 yd. FG	7:34; 3:37	3-0
PIT	2	14:05	Suisham 31 yd. FG	13:50; 6:00	6-0
NO	2	6:04	Watson 15 yd. pass from Brees (Graham kick)	8:29; 3:43	6-7
NO	2	0:36	Lorig 4 yd. pass from Brees (Graham kick)	9-80; 3:46	6-14
NO	3	11:25	Toon 11 yd. pass from Brees (Graham kick)	2-15; 0:43	6-21
PIT	3	4:21	Bell 1 yd. run (Suisham kick)	13-83; 7:04	13-21
NO	3	1:50	Stills 69 yd. pass from Brees (Graham kick)	5-89; 2:31	13-28
PIT	4	14:52	Suisham 47 yd. FG	5-44; 1:58	16-28
NO	4	10:25	Colston 3 yd. pass from Brees (Graham kick)	9-80; 4:27	16-35
PIT	4	2:34	A. Brown 4 yd. pass from Roethlisberger (Pass to Brown)	13-95; 3:20	24-35
PIT	4	0:00	A. Brown 3 yd. pass from Roethlisberger (Pass to Moore)	5-98; 1:02	32-35

TEAM STATISTICS

	Saints	Steelers
1st Downs	20	36
3rd Downs	4-10 (40%)	6-14 (43%)
4th Downs	0-0 (0%)	0-1 (0%)
Total Net Yards	393	538
Plays-Avg.	54-7.3	82-6.6
Rushing Yards	143	103
Rush Att.-Avg.	26-5.5	23-4.5
Passing Yards	250	435
Att.-Comp.-Int.	27-19-0	58-32-2
Sacks By	1-0	1-7
Punts-Avg.	6-48.5	2-37.5
Penalties	11-77	5-28
Fumbles-Lost	0-0	0-0
Time of Poss.	26:01	33:59

INDIVIDUAL STATISTICS

RUSHING: NO – Ingram 23-122; Thomas 3-21. Pit. – Bell 21-95; Roethlisberger 1-8; Archer 1-0.
PASSING: NO – Brees 27-19-0, 257, 5 TDs. Pit. – 58-32-2, 435, 2 TDs.
RECEIVING: NO – Stills 5-162; 1 TD, Colston 3-16, 1 TD; Toon 2-17, 1 TD, Thomas 2-16; Cadet 2-11; Ingram 2-{-1}; Hill 1-17; Watson 1-15, 1 TD; Lorig 1-4, 1 TD. Pit. – Bell 8-159; Brown 8-97, 2 TDs, Miller 8-82; Wheaton 5-61; Moore 2-13; Bryant 1-23.

Game 13  PITTSBURGH 42  CINCINNATI 21

DECEMBER 7, 2014 Paul Brown Stadium (65,512)



CINCINNATI – The Steelers scored 25 fourth-quarter points to beat the Bengals 42-21 at Paul Brown Stadium.

After a scoreless first quarter, Pittsburgh took a 7-0 lead when **QB Ben Roethlisberger** connected with **TE Heath Miller** for a one-yard touchdown. Cincinnati tied the game 7-7 on their ensuing possession when **QB Andy Dalton** found **TE Jermaine Gresham** for a 10-yard touchdown pass.

Dalton scored on a 20-yard run late in the second quarter to give Cincinnati a 14-7 advantage. **K Shaun Suisham** connected on a 22-yard field goal right before halftime to cut the Bengals lead to 14-10 at the break.

Midway through the third quarter, **RB Le'Veon Bell** caught a 10-yard touchdown pass from Roethlisberger

to give Pittsburgh its first lead of the game, 17-14. The Bengals scored on their next drive to take a 21-17 lead but it would be the last they would score.

Suisham nailed a 44-yarder to cut the lead 21-20, and on the Bengals' next possession, **LB Arthur Moats** recovered a fumble to set the Steelers up in Cincinnati territory. Four plays later, Bell scored from 13 yards out to give Pittsburgh a 28-21 lead.

Midway through the fourth quarter, the Steelers took over at their own six-yard line. On the very first play, Roethlisberger connected with **WR Martavis Bryant** on a 94-yard touchdown pass. It marked the second-longest pass play in team history.

Bell's 22-yard touchdown run late in the fourth quarter marked his second score of the game and it sealed the victory for the Steelers. Bell totaled 235 yards from scrimmage in the contest to give him three straight games with 200 yards from scrimmage. He became just the second player in NFL history (Walter Payton) to record at least 200 yards from scrimmage in three straight games.

GAME SUMMARY

	1	2	3	4	F
STEELERS (8-5)	0	10	7	25	42
Bengals (8-4-1)	0	14	7	0	21

TEAM	Q	TIME	PLAY	DRIVE	SCORE
PIT	2	11:17	Miller 1 yd. pass from Roethlisberger (Suisham kick)	9-75; 4:29	7-0
CIN	2	9:06	Gresham 10 yd. pass from Dalton (Nugent kick)	5-80; 2:11	7-7
CIN	2	2:57	Dalton 20 yd. run (Nugent kick)	10-80; 4:45	7-14
PIT	2	0:11	Suisham 22 yd. FG	12-81; 2:46	10-14
PIT	3	5:24	Bell 10 yd. pass from Roethlisberger (Suisham kick)	10-80; 5:46	17-14
CIN	3	0:00	Green 81 yd. pass from Dalton (Nugent kick)	2-84; 0:50	17-21
PIT	4	13:32	Suisham 44 yd. FG	5-54; 1:28	20-21
PIT	4	11:27	Bell 13 yd. run (Pass to Miller)	4-24; 1:18	28-21
PIT	4	8:31	Bryant 94 yd. pass from Roethlisberger (Suisham kick)	1-94; 0:12	35-21
PIT	4	5:09	Bell 22 yd. run (Suisham kick)	6-50; 2:19	42-21

TEAM STATISTICS

	Steelers	Bengals
1st Downs	25	16
3rd Downs	8-16 (50%)	3-11 (27%)
4th Downs	0-0 (0%)	0-1 (0%)
Total Net Yards	543	408
Plays-Avg.	70-7.8	59-6.9
Rushing Yards	193	86
Rush Att.-Avg.	31-6.2	21-4.1
Passing Yards	350	322
Att.-Comp.-Int.	39-25-0	35-25-0
Sacks By	3-5	0-0
Punts-Avg.	6-47.5	7-46.0
Penalties	3-20	7-54
Fumbles-Lost	0-0	3-2
Time of Poss.	32:45	27:15

INDIVIDUAL STATISTICS

RUSHING: Pit. – Bell 26-185, 2 TDs; Harris 4-9; Roethlisberger 1-(-1). Cin. – Hill 8-46; Dalton 4-22, 1 TD; Bernard 6-17; Campbell 1-1; Peerman 1-1; Sanu 1-0.
PASSING: Pit. – Roethlisberger 39-25-0, 350, 3 TDs. Cin. – Dalton 29-21-0, 302, 2 TDs; Campbell 6-4-0, 25.
RECEIVING: Pit. – A. Brown 9-11-7; Bell; 6-50, 1 TD; Bryant 4-109, 1 TD; Wheaton 2-31; Spaeth 2-13; Moore 1-29; Miller 1-1, 1 TD. Cin. – Green 11-224, 1 TD; Gresham 3-23, 1 TD; Hill 3-21; Bernard 3-19; Brock 2-18; Sanu 2-16; Little 1-6.

Game 14  **PITTSBURGH 27**  **ATLANTA 20**DECEMBER 14, 2014 *Georgia Dome (71,161)*

ATLANTA – CB **William Gay**'s 52-yard interception return for a touchdown in the second quarter gave the Steelers a 13-0 lead and the team held off the Falcons' late rally for a 27-20 victory at the Georgia Dome.

K Shaun Suisham made two first quarter field goals, both from 38 yards out, to give the Steelers a 6-0 lead at the end of the first period. On Atlanta's first drive of the second quarter, Gay picked off QB **Matt Ryan** and returned it 52 yards for a score. It marked Gay's third pick-six this season, a new team record for most interceptions returned for a touchdown in a single season.

Late in the second quarter, Ryan connected with WR **Devin Hester** on a 17-yard touchdown to cut the Steelers lead 13-7. With less than 30 seconds remaining in the half, RB **Le'Veon Bell** scored on a one-yard run to give Pittsburgh a 20-7 advantage at halftime.

Atlanta managed two field goals by K **Matt Bryant** (28, 22) in the third quarter to cut Pittsburgh's lead 20-13 heading into the final quarter.

Only one minute into the fourth quarter, Bell scored from 13 yards out to give the Steelers a 27-13 advantage. Ryan threw a four-yard pass to WR **Roddy White** on the Falcons ensuing drive to give Atlanta its final points of the contest.

The Falcons had multiple opportunities to stop Pittsburgh but the Steelers kept getting key first downs, none bigger than a third-and-one conversion from QB **Ben Roethlisberger** to TE **Heath Miller**. The two connected on a 25-yard pass and Pittsburgh ran out the clock for the win.

GAME SUMMARY

	1	2	3	4	F
STEELERS (9-5)	6	14	0	7	27
Falcons (5-9)	0	7	6	7	20

TEAM	Q	TIME	PLAY	DRIVE	SCORE
PIT	1	9:09	Suisham 38 yd. FG	10-60; 5:51	3-0
PIT	1	0:02	Suisham 38 yd. FG	9-72; 5:02	6-0
PIT	2	14:46	Gay 52 yd. interception return (Suisham kick)	--	13-0
ATL	2	4:19	Hester 17 yd. pass from Ryan (Bryant kick)	9-85; 5:29	13-7
PIT	2	0:27	Bell 1 yd. run (Suisham kick)	12-80; 3:52	20-7
ATL	3	11:00	Bryant 28 yd. FG	6-70; 4:00	20-10
ATL	3	2:40	Bryant 22 yd. FG	13-75; 6:04	20-13
PIT	4	14:11	Bell 13 yd. run (Suisham kick)	6-80; 3:29	27-13
ATL	4	10:21	White 4 yd. pass from Ryan (Bryant kick)	10-84; 3:50	27-20

TEAM STATISTICS

	Steelers	Falcons
1st Downs	22	20
3rd Downs	6-11 [55%]	6-11 [55%]
4th Downs	0-0 [0%]	0-0 [0%]
Total Net Yards	398	407
Plays-Avg.	58-6.9	57-7.1
Rushing Yards	45	97
Rush Att.-Avg.	22-2.0	20-4.9
Passing Yards	353	310
Att.-Comp.-Int.	35-27-0	37-26-1
Sacks By	0-0	1-7
Punts-Avg.	3-43.0	3-48.0
Penalties	3-34	3-25
Fumbles-Lost	0-0	1-0
Time of Poss.	30:43	29:17

INDIVIDUAL STATISTICS

RUSHING: Pit. – Bell 20-47, 2 TDs; Roethlisberger 2-[-]2.

Atl. – Jackson 11-46; Ryan 3-27; Freeman 4-21; Rodgers 2-3.

PASSING: Pit. – Roethlisberger 35-27-0, 360.

Atl. – Ryan 37-26-1, 310, 2 TDs.

RECEIVING: Pit. – Brown 10-123; Bell 5-72; Wheaton 5-66; Miller 4-68; Bryant 3-31.

Atl. – Douglas 10-131; White 7-58, 1 TD; Hester 5-85, 1 TD; Rodgers 1-12; Jackson 1-11; Freeman 1-9; Toilolo 1-4.

DECEMBER 21, 2014 Heinz Field (60,865)



PITTSBURGH – Pittsburgh improved to 10-5 on the season and clinched the team's ninth postseason berth since 2000 with a 20-12 victory over Kansas City at Heinz Field.

K Shaun Suisham connected from 23 yards to give Pittsburgh a 3-0 lead. K Cairo Santos connected from 35 yards to tie the game 3-3 at the end of the first quarter.

Santos made one from 25 yards early in the second quarter to give the Chiefs the team's only lead of the game. On the Steelers' ensuing drive, RB Le'Veon Bell scored on a one-yard run to give Pittsburgh the lead for good, 10-6.

The Chiefs marched into Steelers' territory midway through the third quarter. RB Jamaal Charles caught

a pass and rookie DE Stephon Tuitt forced a fumble on Charles that was recovered by LB Vince Williams.

The Steelers then took over and marched 75 yards on 10 plays. QB Ben Roethlisberger capped off the drive with a three-yard touchdown pass to WR Antonio Brown to give the Steelers a 17-6 lead.

Santos made a 43-yard field goal and Suisham responded with a 23-yard make of his own. Kansas City cut the lead to 20-12 on Santos' 23-yard make but the team's onside kick attempt was recovered by Steelers' FB Will Johnson. The Steelers offense then took the field in their victory formation.

Pittsburgh's defense recorded a season-high six sacks, the first time the Steelers recorded six sacks in a game since December 23, 2012. LB Jason Worilds (2.0), LB James Harrison (1.5) and DE Cameron Heyward (1.5) each had a multi-sack game, and the defense held the Chiefs to a season-low 39 rushing yards.

This game also marked the third straight turnover free game for the Steelers' offense and the third straight game the Steelers' defense forced a turnover.

GAME SUMMARY

	1	2	3	4	F
Chiefs (8-7)	3	3	0	6	12
STEELERS (10-5)	3	7	7	3	20

TEAM	Q	TIME	PLAY	DRIVE	SCORE
PIT	1	9:15	Suisham 23 yd. FG	11-80; 5:45	3-0
KC	1	2:06	Santos 35 yd. FG	14-65; 7:09	3-3
KC	2	9:25	Santos 25 yd. FG	12-44; 6:10	3-6
PIT	2	4:18	Bell 1 yd. run (Suisham kick)	11-80; 5:07	10-6
PIT	3	0:34	Brown 3 yd. pass from Roethlisberger (Suisham kick)	10-75; 5:52	17-6
KC	4	10:18	Santos 43 yd. FG	12-58; 5:16	17-9
PIT	4	4:04	Suisham 23 yd. FG	12-70; 6:14	20-9
KC	4	1:37	Santos 23 yd. FG	11-45; 2:27	20-12

TEAM STATISTICS

	Chiefs	Steelers
1st Downs	22	19
3rd Downs	6-14 (43%)	5-10 (50%)
4th Downs	1-2 (50%)	0-0 (0%)
Total Net Yards	327	282
Plays-Avg.	66-5.0	52-5.4
Rushing Yards	39	68
Rush Att.-Avg.	14-2.8	26-2.6
Passing Yards	288	214
Att.-Comp.-Int.	46-32-0	25-18-0
Sacks By	1-6	6-29
Punts-Avg.	1-48.0	2-45.0
Penalties	4-39	4-40
Fumbles-Lost	1-1	0-0
Time of Poss.	31:07	28:53

INDIVIDUAL STATISTICS

RUSHING: KC – Charles 9-29; Smith 2-14; Davis 2-2; Thomas 1-(-6). Pit. – Bell 20-63, 1 TD; Bryant 2-9; Roethlisberger 4-(-4).
PASSING: KC – Smith 45-31-0, 311; Colquitt 1-1-0, 6. Pit. – Roethlisberger 25-18-0, 220, 1 TD.
RECEIVING: KC – Bowe 6-57; Thomas 6-47; Wilson 5-87; Charles 5-48; Avant 4-37; Kelce 4-31; Davis 1-9; Fosano 1-1. Pit. – Brown 7-72, 1 TD; Miller 7-68; Wheaton 2-27; Bryant 1-44; Bell 1-9.

Game 16  PITTSBURGH 27  CINCINNATI 17

DECEMBER 28, 2014 Heinz Field (64,697)



PITTSBURGH – QB Ben Roethlisberger's 63-yard touchdown pass to WR Antonio Brown sealed the 27-17 victory for the Steelers over the Bengals at Heinz Field on Sunday Night Football. With the win, the Steelers won the AFC North and secured the No. 3 seed in the playoffs.

Early in the first quarter, Brown returned a punt 71 yards for a touchdown to give the Steelers a 7-0 lead. It marked Brown's longest punt return of his career and his third career returned for a touchdown. All three have come against the Bengals at Heinz Field.

Cincinnati tied it up, 7-7, when QB Andy Dalton threw a 17-yard touchdown pass to RB Giovani Bernard. The Bengals took a 10-7 lead on K Mike Nugent's 39-yard field goal but it would be the Bengals' only lead of the contest.

K Shaun Suisham connected on a 29-yard field goal to tie the game, 10-10. On the Bengals' ensuing drive, Dalton was picked off by CB Brice McCain for the second time in the game and the Steelers took over in Cincinnati territory. Roethlisberger then found WR Martavis Bryant for a 21-yard touchdown pass. Suisham added a 25-yard field goal right before halftime and the Steelers lead 20-10 heading into the break.

Both teams missed opportunities in the third quarter. Nugent missed a 50-yard field goal and Roethlisberger was picked off in the red zone. Dalton connected with TE Jermaine Gresham for a five-yard touchdown early in the fourth quarter to cut the lead to 20-17.

The Steelers attempted a fake punt midway through the fourth quarter but P Brad Wing's pass was intercepted. Cincinnati took over and marched into Steelers' territory. Dalton completed a pass to WR A.J. Green but CB Antwon Blake stripped the ball from Green and then recovered the fumble.

Three plays later, Roethlisberger hit Brown for the game-winning score.

GAME SUMMARY

	1	2	3	4	F
Bengals [10-5-1]	7	3	0	7	17
STEELERS [11-5]	7	13	0	7	27

TEAM	Q	TIME	PLAY	DRIVE	SCORE
PIT	1	10:50	Brown 71 yd. punt return (Suisham kick)	—:—	7-0
CIN	1	2:43	Bernard 17 yd. pass from Dalton (Nugent kick)	7:42; 4:01	7-3
CIN	2	12:32	Nugent 39 yd. FG	7:13; 3:09	7-10
PIT	2	7:36	Suisham 29 yd. FG	9:69; 4:56	10-10
PIT	2	5:52	Bryant 21 yd. pass from Roethlisberger (Suisham kick)	2:28; 0:46	10-17
PIT	2	0:40	Suisham 25 yd. FG	11:70; 1:37	20-10
CIN	4	11:14	Gresham 5 yd. pass from Dalton (Nugent kick)	15:89; 7:29	20-17
PIT	4	2:50	Brown 63 yd. pass from Roethlisberger (Suisham kick)	3:70; 1:01	27-17

TEAM STATISTICS

	Bengals	Steelers
1st Downs	19	18
3rd Downs	6-14 (43%)	3-11 (27%)
4th Downs	2-3 (67%)	0-1 (0%)
Total Net Yards	337	346
Plays-Avg.	70-4.8	57-5.1
Rushing Yards	116	29
Rush Att.-Avg.	29-4.0	18-1.6
Passing Yards	221	317
Att.-Comp.-Int.	38-27-2	39-24-2
Sacks By	0-0	3-23
Punts-Avg.	3-49.3	3-39.7
Penalties	5-45	1-10
Fumbles-Lost	1-1	2-1
Time of Poss.	34:58	25:02

INDIVIDUAL STATISTICS

RUSHING: Cin. — Hill 23-100; Dalton 3-8; Bernard 3-8.
Pit. — Bell 8-20; Harris 5-7; Roethlisberger 4-3;
Archer 1-(-1).

PASSING: Cin. — Dalton 38-27-2, 244, 2 TDs.
Pit. — Roethlisberger 38-24-1, 317, 2 TDs;
Wing 1-0-1, 0.

RECEIVING: Cin. — Green 8-82; Bernard 7-56, 1 TD; Hewitt 3-31;
Gresham 3-20, 1 TD; Tate 2-22; Hill 2-10; Sanu 1-16;
Sanzenbacher 1-7.
Pit. — Brown 7-128, 1 TD; Bell 6-80; Miller 3-41;
Wheaton 3-17; Archer 2-19; Bryant 1-21, 1 TD;
Johnson 1-11; Pouncey 1-0.

Game 17



BALTIMORE 30



PITTSBURGH 17



AFC WILD CARD GAME, JANUARY 3, 2015 Heinz Field (62,780)



PITTSBURGH – QB Joe Flacco's 21-yard touchdown pass to TE Crockett Gilmore midway through the fourth quarter sealed the victory for Baltimore in the AFC Wild Card Game at Heinz Field.

Pittsburgh moved the ball well in the first half but only managed to come away with three field goals by K Shaun Suisham (45, 22 and 47). Baltimore RB Bernard Pierce scored on a five-yard run and K Justin Tucker connected on a 28-yard field goal to give Baltimore its 10 points of the first half, and the Ravens led 10-9 at the break.

Tucker connected from 45 yards early in the third quarter to put Baltimore up 13-9. Flacco threw an 11-yard touchdown pass to WR Torrey Smith midway through the third quarter to give the Ravens a 20-9 advantage.

The Steelers got a splash play from their defense early in the fourth quarter when rookie DE Stephon Tuitt recovered a Ravens' fumble. QB Ben Roethlisberger then connected with WR Antonio Brown for a 44-yard gain and rookie WR Martavis Bryant for a six-yard touchdown to cut the lead to 20-15.

Baltimore responded with a 52-yard field goal by Tucker to increase the Ravens' lead to 23-15. On the Steelers' ensuing drive, Roethlisberger was picked off by LB Terrell Suggs. On Baltimore's next play, Flacco hit Gilmore for the game-deciding touchdown.

The Steelers tried to rally but Roethlisberger was picked off in the end zone. A blocked punt for a safety by S Shamarko Thomas cut the Ravens' lead to 30-17.

Trailing by 13, Pittsburgh took over with less than two minutes remaining. TE Heath Miller fumbled and the Ravens secured the football and took over at the Pittsburgh 38-yard line. Baltimore then went into its victory formation.

RB Le'Veon Bell, the team's MVP, wasn't able to suit up due to a knee injury.

GAME SUMMARY

	1	2	3	4	F
Ravens (11-6)	0	10	10	10	30
STEELERS (11-6)	3	6	0	8	17

TEAM	Q	TIME	PLAY	DRIVE	SCORE
PIT	1	1:29	Suisham 45 yd. FG	9-33; 5:36	3-0
BAL	2	12:28	Pierce 5 yd. run (Tucker kick)	8-80; 4:01	3-7
PIT	2	5:40	Suisham 22 yd. FG	12-82; 6:48	6-7
BAL	2	2:41	Tucker 28 yd. FG	10-70; 2:59	6-10
PIT	2	0:37	Suisham 47 yd. FG	9-53; 2:04	9-10
BAL	3	10:06	Tucker 45 yd. FG	9-57; 4:54	9-13
BAL	3	4:13	T. Smith 11 yd. pass from Flacco (Tucker kick)	6-69; 3:25	9-20
PIT	4	11:01	Bryant 6 yd. pass from Roethlisberger (Pass failed)	2-45; 0:50	15-20
BAL	4	8:47	Tucker 52 yd. FG	7-29; 2:14	15-23
BAL	4	7:56	Gilmore 21 yd. pass from Flacco (Tucker kick)	1-21; 0:07	15-30
PIT	4	1:56	Punt block by S. Thomas out of end zone for safety	--	17-30

TEAM STATISTICS

	Ravens	Steelers
1st Downs	19	22
3rd Downs	4-11 (36%)	5-16 (31%)
4th Downs	1-1 (100%)	2-3 (67%)
Total Net Yards	299	387
Plays-Avg.	55-5.4	72-5.4
Rushing Yards	53	68
Rush Att.-Avg.	25-2.1	19-3.6
Passing Yards	246	319
Att.-Comp.-Int.	29-18-0	348-33-2
Sacks By	5-37	1-13
Punts-Avg.	2-24.5	3-38.3
Penalties	2-14	8-114
Fumbles-Lost	2-1	2-1
Time of Poss.	24:43	35:17

INDIVIDUAL STATISTICS

RUSHING: Bal. – Forsett 16-40; Flacco 8-8; Pierce 1-5, 1 TD
Pit. – Harris 9-25; Tate 5-19; Roethlisberger 2-16; Bryant 1-6; Johnson 1-3; Archer 1-{-1}.

PASSING: Bal. – Flacco 29-18-0, 259, 2 TDs.
Pit. – Roethlisberger 45-31-2, 334, 1 TD;
Gradkowski 3-2-0, 22.

RECEIVING: Bal. – Smith Sr. 5-101; Daniels 4-70; T. Smith 2-28, 1 TD; Juszczyk 2-16; Gilmore 1-21, 1 TD; Brown 1-9;
Forsett 1-7; Aiken 1-4; Jones 1-3.
Pit. – Brown 9-117; Miller 6-76; Wheaton 5-66;
Bryant 5-61, 1 TD; Archer 3-15; Tate 2-9; Harris 2-6;
Heyward-Bey 1-6.

2014 REGULAR-SEASON OFFENSE STARTING LINEUPS

RECORDS

STEELERS HISTORY

2014 IN REVIEW

2015 PLAYERS

FOOTBALL STAFF

MEDIA INFORMATION



Opponent	WR	LT	LG	C	RG	RT	TE	WR	QB	RB	FB
CLEVELAND (9/7)	Brown	Beachum	Foster	Pouncey	DeCastro	Gilbert	Miller	Wheaton	Roethlisberger	Bell	Spaeth (TE)
At Baltimore (9/11)	Brown	Beachum	Foster	Pouncey	DeCastro	Gilbert	Miller	Wheaton	Roethlisberger	Bell	Johnson
At Carolina (9/21)	Brown	Beachum	Wallace	Pouncey	DeCastro	Gilbert	Miller	Wheaton	Roethlisberger	Bell	Spaeth (TE)
TAMPA BAY (9/28)	Brown	Beachum	Foster	Pouncey	DeCastro	Gilbert	Miller	Spaeth (TE)	Roethlisberger	Bell	Johnson
At Jacksonville (10/5)	Brown	Beachum	Foster	Pouncey	DeCastro	Gilbert	Miller	Wheaton	Roethlisberger	Bell	J. Brown (WR)
At Cleveland (10/12)	Brown	Beachum	Foster	Pouncey	DeCastro	Gilbert	Miller	Wheaton	Roethlisberger	Bell	Moore (WR)
HOUSTON (10/20)	Brown	Beachum	Foster	Pouncey	DeCastro	Gilbert	Miller	Wheaton	Roethlisberger	Bell	Moore (WR)
INDIANAPOLIS (10/26)	Brown	Beachum	Foster	Pouncey	DeCastro	Adams	Miller	Wheaton	Roethlisberger	Bell	Spaeth (TE)
BALTIMORE (11/2)	Brown	Beachum	Foster	Pouncey	DeCastro	Gilbert	Miller	Wheaton	Roethlisberger	Bell	Spaeth (WR)
At N.Y. Jets (11/9)	Brown	Beachum	Foster	Pouncey	DeCastro	Gilbert	Miller	Hegward-Bey	Roethlisberger	Bell	Bryant (WR)
At Tennessee (11/17)	Brown	Beachum	Foster	Pouncey	DeCastro	Gilbert	Miller	Wheaton	Roethlisberger	Bell	Spaeth (WR)
NEW ORLEANS (11/30)	Brown	Beachum	Foster	Pouncey	DeCastro	Adams	Miller	Wheaton	Roethlisberger	Bell	Spaeth (TE)
At Cincinnati (12/7)	Brown	Beachum	Foster	Pouncey	DeCastro	Adams	Miller	Spaeth (TE)	Roethlisberger	Bell	Johnson
At Atlanta (12/14)	Brown	Beachum	Foster	Pouncey	DeCastro	Gilbert	Miller	Spaeth (TE)	Roethlisberger	Bell	Johnson
KANSAS CITY (12/21)	Brown	Beachum	Foster	Pouncey	DeCastro	Gilbert	Miller	Palmer (TE)	Roethlisberger	Bell	Johnson
CINCINNATI (12/28)	Brown	Beachum	Foster	Pouncey	DeCastro	Gilbert	Miller	Wheaton	Roethlisberger	Bell	Bryant (WR)

2014 REGULAR-SEASON DEFENSE STARTING LINEUPS



Opponent	LE	NT	RE	LOLB	LILB	RILB	ROLB	RCB	LCB	SS	FS
CLEVELAND (9/7)	Hegward	McLendon	C. Thomas	Worilds	Shazier	Timmons	Jones	C. Allen	Taylor	Polamalu	Mitchell
At Baltimore (9/11)	Hegward	McLendon	C. Thomas	Worilds	Shazier	Timmons	Jones	C. Allen	Taylor	Polamalu	Mitchell
At Carolina (9/21)	Hegward	McLendon	C. Thomas	Worilds	Shazier	Timmons	Jones	C. Allen	Taylor	Polamalu	Mitchell
TAMPA BAY (9/28)	Hegward	McLendon	C. Thomas	Worilds	Spence	Timmons	Moats	C. Allen	Gay	Polamalu	Mitchell
At Jacksonville (10/5)	Hegward	McLendon	C. Thomas	Worilds	Spence	Timmons	Moats	C. Allen	Gay	Polamalu	Mitchell
At Cleveland (10/12)	Hegward	McLendon	C. Thomas	Worilds	Spence	Timmons	Moats	C. Allen	Gay	Polamalu	Mitchell
HOUSTON (10/20)	Hegward	Keisel	Gay (DB)	Worilds	Spence	Timmons	Moats	C. Allen	McCain	Polamalu	Mitchell
INDIANAPOLIS (10/26)	Hegward	C. Thomas	Keisel	Worilds	Shazier	Timmons	Moats	Gay	McCain	Polamalu	Mitchell
BALTIMORE (11/7)	Hegward	McLendon	C. Thomas	Worilds	Shazier	Timmons	Moats	Gay	McCain	Polamalu	Mitchell
At N.Y. Jets (11/9)	Hegward	Gay (DB)	Keisel	Worilds	Williams	Timmons	Moats	Blake	McCain	W. Allen	Mitchell
At Tennessee (11/17)	Hegward	McCullers	C. Thomas	Worilds	Williams	Timmons	Moats	Gay	McCain	W. Allen	Mitchell
NEW ORLEANS (11/30)	Hegward	McCain (DB)	Keisel	Worilds	Williams	Timmons	Harrison	Gay	Taylor	Polamalu	Mitchell
At Cincinnati (12/7)	Hegward	McLendon	Tuitt	Worilds	Spence	Timmons	Moats	Gay	Taylor	Polamalu	Mitchell
At Atlanta (12/14)	Hegward	McLendon	Tuitt	Worilds	Spence	Timmons	Moats	Gay	McCain	Polamalu	Mitchell
KANSAS CITY (12/21)	Hegward	McLendon	Tuitt	Worilds	Spence	Timmons	Harrison	Gay	McCain	W. Allen	Mitchell
CINCINNATI (12/28)	Hegward	McLendon	Tuitt	Worilds	Spence	Timmons	Harrison	Gay	McCain	W. Allen	Mitchell


2014 TOP REGULAR-SEASON INDIVIDUAL PERFORMANCES

OPPONENT			STEELERS		
at CLE (10/12) vs. NO (11/30) at BAL (9/11) vs. CLE (9/7) at CLE (10/12)	Ben Tate Mark Ingram Justin Forsett Isaiah Crowell Ben Tate	25 122 41 2 2	RUSHING Rushes Yards Long TDs	33 204 81 2 2	Le'Veon Bell Le'Veon Bell Le'Veon Bell Le'Veon Bell Le'Veon Bell
at CIN (12/7) at CIN (12/7) at CIN (12/7) at BAL (9/11)	A.J. Green A.J. Green A.J. Green Dwain Daniels	11 224 81 2	RECEIVING Receptions Yards Long TDs	11 159 94 2 2	Antonio Brown Le'Veon Bell Martavis Bryant Antonio Brown Antonio Brown
vs. IND (10/26) vs. BAL (11/2) vs. KC (12/21) vs. KC (12/21) vs. IND (10/26) at CIN (12/7) vs. NO (11/30)	Andrew Luck Joe Flacco Alex Smith Alex Smith Andrew Luck Andy Dalton Drew Brees	45 45 45 31 400 81 5	PASSING Attempts Completions Yards Long TDs	58 40 522 94 6 6	Ben Roethlisberger Ben Roethlisberger Ben Roethlisberger Ben Roethlisberger Ben Roethlisberger Ben Roethlisberger
at JAX (10/5) vs. IND (10/26) vs. CIN (12/28)	Blake Bortles Andrew Luck Andy Dalton	2 2 2	INTs	2 2 2	
at JAX (10/5) vs. BAL (11/2) at CIN (12/7) at BAL (9/11) at BAL (9/11)	Ace Sanders Jacoby Jones Brandon Tate Jacoby Jones Jacoby Jones None	3 3 3 47 33 None	PUNT RETURNS Returns Yards Long TDs	4 84 71 1	Antonio Brown Antonio Brown Antonio Brown
vs. IND (10/26) vs. CIN (12/28) vs. BAL (11/2) vs. BAL (11/2) vs. BAL (11/2)	Griff Whalen Adam Jones Jacoby Jones Jacoby Jones Jacoby Jones	5 5 188 108 1	KICKOFF RETURNS Returns Yards Long TDs	5 123 41 None	Markus Wheaton Markus Wheaton Markus Wheaton None
vs. CLE (9/7) at CIN (12/7) at CIN (12/7) at BAL (9/11) at BAL (9/11) at NYJ (11/9) vs. BAL (11/2)	Spencer Lanning Kevin Huber Kevin Huber Sam Koch Sam Koch Ryan Duigley Sam Koch	7 7 322 55.0 48.5 69 5	PUNTS Punts Yards Avg Net Long In 20	7 322 47.5 49.3 74 2 2 2 2 2 2 2 2 2	Brad Wing Brad Wing Brad Wing Brad Wing Brad Wing Brad Wing Brad Wing Brad Wing Brad Wing Brad Wing Brad Wing Brad Wing
vs. CLE (9/7) at CAR (9/21) at NYJ (11/9)	Spencer Lanning Brad Nortman Ryan Duigley	1 1 1	Touchbacks	1 1 1	Brad Wing Brad Wing Brad Wing
at NYJ (11/9) at BAL (9/11)	Jaiquawn Jarrett Haloti Ngata None	2 13	INTERCEPTIONS Interceptions Long Return TDs	2 52 1 1 1 1	Brice McCain William Gay Brice McCain William Gay William Gay William Gay
at CIN (12/7) vs. CLE (9/7) at CIN (12/7) at BAL (9/11) vs. TB (9/28) at JAX (10/5) vs. HOU (10/20) at TEN (11/17)	Vincent Rey Dante Whitner Vincent Rey Elvis Dumervil Michael Johnson Abyr Jones Whitney Mercilus Avery Williamson	15 12 9 2 2 2 2 2	TACKLES Total Solo Assisted Sacks	13 13 11 6 2 2 2 2	Lawrence Timmons Lawrence Timmons Lawrence Timmons Lawrence Timmons James Harrison James Harrison Arthur Moats Jason Worilds
					vs. BAL (11/2) vs. NO (11/30) at CIN (12/7) at CAR (9/21) vs. TB (9/28) vs. IND (10/26) vs. IND (10/26) vs. BAL (11/2) at NYJ (11/9) vs. NO (11/30) vs. IND (10/26) vs. IND (10/26) at CIN (12/7) vs. IND (10/26) vs. BAL (11/2) at NYJ (11/9) vs. NO (11/30) at JAX (10/5) vs. CIN (12/29) vs. CIN (12/28) vs. CIN (12/28) at TEN (11/17) at TEN (11/17) vs. NO (11/30) at TEN (11/17) at TEN (11/17) at TEN (11/17) at CLE (10/12) at CLE (10/12) at CIN (12/7) at CAR (9/21) at CIN (12/7) vs. CLE (9/7) vs. TB (9/28) at JAX (10/12) vs. HOU (10/20) at CIN (12/7) at ATL (12/14) vs. CIN (12/28) vs. CLE (9/7) at JAX (10/5) at CLE (10/12) at CIN (12/7) vs. CIN (12/28) at ATL (12/14) vs. CIN (12/28) at ATL (12/14) vs. JAX (10/5) vs. IND (10/26) at TEN (11/17) at ATL (12/14) at NYJ (11/9) vs. KC (12/21) vs. HOU (10/20) at NYJ (11/9) vs. IND (10/29) vs. BAL (11/2) at CIN (12/7) vs. KC (12/21)



HISTORY

PITTSBURGH STEELERS



Steelers

STEELERS History

The fifth-oldest franchise in the NFL, the Steelers were founded on July 8, 1933, by Arthur Joseph Rooney. Originally named the Pittsburgh Pirates, they were a member of the Eastern Division of the 10-team NFL. The other four current NFL teams in existence at that time were the Chicago (Arizona) Cardinals, Green Bay Packers, Chicago Bears and New York Giants.

One of the great pioneers of the sports world, Art Rooney passed away on August 25, 1988, following a stroke at the age of 87. "The Chief," as he was affectionately known, is enshrined in the Pro Football Hall of Fame and is remembered as one of Pittsburgh's great people.

Born on January 27, 1901, in Coulterstown, Pa., Art Rooney was the oldest of Daniel and Margaret Rooney's nine children. He grew up in Old Allegheny, now known as Pittsburgh's North Side, and until his death he lived on the North Side, just a short distance from where Three Rivers Stadium stood.

Rooney attended St. Peter's Parochial School and Duquesne University Prep School. He studied collegiately at Indiana (Pa.) Normal, which is now Indiana University of Pennsylvania, as well as at Georgetown and Duquesne.

An exceptional all-around athlete, Rooney held middleweight and welterweight titles from the AAU Boxing Championships and was named to the U.S. Olympic Boxing Team in 1920, although he did not participate in the Olympic Games. He played minor league baseball from 1920-25 before a promising career was cut short by an arm injury. Rooney continued playing football for several semi-pro teams in the Pittsburgh area. He was married on June 11, 1931, to Kathleen McNulty, and the couple had five sons — Daniel, Art Jr., Tim, John and Pat. In 1964, Rooney was inducted into the Pro Football Hall of Fame for his contributions to the growth of the NFL and the Pittsburgh Steelers.

By the mid-1960s, Rooney had begun to turn over much of the operation of the Steelers to his oldest son, Dan. After having worked in every area of the organization since 1955, Daniel M. Rooney was named president of the Steelers in 1975. In 2000, Dan Rooney was inducted into the Pro Football Hall of Fame. He joined his father Art to form only the second father-son tandem to be inducted into the Hall of Fame. The late New York Giants owners Wellington Mara and his father Tim were the first.

Dan Rooney spent 54 consecutive years with the organization before being named U.S. Ambassador to Ireland in 2009 by President Barack Obama. Rooney was required to move to Ireland in 2009 to fulfill his duties as ambassador.

As an NFL owner, Dan Rooney is widely recognized as one of the league's most influential executives and one of Pittsburgh's leading contributors to civic affairs. Among his community activities, Dan Rooney is a board member for The American Ireland Fund, The Pittsburgh History and Landmarks Foundation and The Heinz History Center.

Dan Rooney has been a member of several NFL committees over the past 30-plus years. He has served on the board of directors for the NFL Trust Fund, NFL Films and the Scheduling Committee. He was appointed chairman of the Expansion Committee in 1973, which considered new franchise locations and directed the addition of Seattle and Tampa Bay as expansion teams in 1976.

In 1976, Rooney was also named chairman of the Negotiating Committee, and in 1982 he contributed to the negotiations for the Collective Bargaining Agreement for the NFL and the Players' Association. He again played a key role in the labor agreement reached between NFL owners and players in 1993. Rooney was also largely responsible for developing the realignment plan and scheduling format that the NFL adopted prior to the 2002 season. In October 2002, he was named chairman of the NFL's Diversity in the Workplace Committee. Rooney is also Chairman of the Hall of Fame Committee. In February 1999, he was named the recipient of the Philadelphia Maxwell Football Club's Francis J. "Reds" Bagnell Award for outstanding contributions to the game of football.

Daniel M. Rooney was born on Pittsburgh's North Side on July 20, 1932. He is a 1950 graduate of North Catholic High School, where he played quarterback on the varsity football team. He went on to graduate from Duquesne University in 1955 with a bachelor of arts degree in accounting. Rooney and his wife Patricia live on the North Side. The Rooneys have nine children and 17 grandchildren.

Dan Rooney was named Steelers' Chairman Emeritus in July 2009 after he was named United States Ambassador to Ireland. Rooney served as United States Ambassador until late 2012. He returned to the Steelers and currently serves as chairman.

In 2003, Dan Rooney officially turned over the title of Steelers' team president to his oldest son, Arthur J. Rooney II, who had previously served as the team's vice president and general counsel. Art II also previously served as Chairman of the Board of Klett Rooney Lieber & Schorling (now Buchanan Ingersoll & Rooney), Attorneys at Law. A 1978 graduate of the University of Pittsburgh where he majored in political science, Art II received his law degree from Duquesne University School of Law in 1982. He currently serves as Chairman of the NFL's Stadium Committee, and serves on numerous NFL boards, including the Legislative Committee, the Management Council Executive Committee, the International Committee and the Digital Media Committee.

Mr. Rooney is also very active in the Pittsburgh community, devoting a substantial amount of his time to various organizations. He currently serves on the boards of the Children's Museum of Pittsburgh, the Pittsburgh Public Theater, St. Vincent College, Senator John Heinz Western PA History Center, the United Way of Allegheny County and numerous other venues.



1901

January 27 — Arthur J. Rooney Sr. is born in Coulterstown, Pa. He would eventually be affectionately known as "The Chief."



1933

July 8 — The Pittsburgh Pirates are founded by Art Rooney.

1933

Ray Kemp becomes the first African-American to play for the Steelers.




1932

July 20 — Dan Rooney is born on Pittsburgh's North Side.

STEELERS History


➤ ART ROONEY



1930s After founding the Pirates in 1933, Art Rooney watched his club struggle through its first seven seasons with just 22 wins and five different head coaches. While home games were played at Forbes Field, Rooney often took his team to such cities as Johnstown, Latrobe, Youngstown, New Orleans and Louisville in the 1930s due to competition with baseball and college football.

In 1938, Rooney signed Colorado All-America Byron "Whizzer" White to a \$15,800 contract, making White the first "big money" player in the NFL. White led the league in rushing that year and became one of the NFL's most illustrious alumni. He served 31 years as a Justice of the United States Supreme Court before retiring in 1993.

1940s In 1940, Rooney changed the team name to the Pittsburgh Steelers, representing the heritage of Pittsburgh. The first winning record in the organization's history came in 1942 when head coach Walt Kiesling led the Steelers to a 7-4 finish with the league-leading rushing of rookie Bill Dudley. But the next year, Dudley joined the Armed Forces along with many other NFL players as the nation went to war. With rosters depleted, Rooney merged the Steelers with the Philadelphia Eagles in 1943 (Phil-Pitt "Steagles") and with the Chicago Cardinals (Card-Pitt) in 1944.



Rooney hired legendary Pitt coach Jock Sutherland in 1946, and Dudley returned from the war to earn NFL MVP honors, leading the league in rushing, interceptions and punt returns. Today, Dudley is a member of the Pro Football Hall of Fame.

Sutherland led the 1947 Steelers to an 8-4 record and a share of the Eastern division title, but they lost their first-ever postseason game 21-0 to Philadelphia. Sutherland died suddenly the following spring while on a scouting trip.

1950s Succeeding Sutherland, John Michelosen was head coach for the 1948-51 seasons, compiling a 20-26-2 record. In 1952, Joe Bach returned for his second stint with the Steelers, having coached the team previously in 1935-36. The Steelers became the last team to abandon the single wing for the T-formation in 1952.

Bach resigned for health reasons following the 1954 season and was replaced by assistant coach Walt Kiesling, who had been the Steelers' head coach twice previously. Kiesling's three stints covered the 1939-40, 1941-44 and the 1954-56 campaigns.

**1957**

Lowell Perry becomes the NFL's first African-American assistant coach.

**1938**

Byron "Whizzer" White was paid an unheard-of \$15,800 to play one season for the Steelers.

**1940**

The Pittsburgh Pirates are officially renamed the Pittsburgh Steelers.

**1943**

The Pittsburgh Steelers merge with the Philadelphia Eagles to form the "Steagles" as many rosters were depleted due to World War II.

1947

December 21 – The Steelers played their first postseason game, a 21-0 setback to the Philadelphia Eagles in the Eastern Division Playoffs.

1942

November 22 – The Steelers defeat the Chicago Cards 19-3 to clinch their first winning season in team history.

1944

The Pittsburgh Steelers merge with the Chicago Cardinals (Card-Pitt) as many rosters were still depleted due to World War II.

STEELERS History

1960s Buddy Parker was named head coach in 1957 and over the next eight years he led the Steelers to five non-losing seasons. Hall of Fame quarterback Bobby Layne led the team through three of those campaigns, leading the Steelers to a 9-5 mark and a playoff game versus Detroit in 1962, which the Steelers lost 17-10. Parker completed his tenure with a 51-48-6 record and ranks fourth among all-time Steelers coaches for career wins.

On October 25, 1964, the Steelers made team history when they retired jersey No. 70 in honor of former defensive tackle Ernie Stautner. Stautner, who was inducted into the Pro Football Hall of Fame in 1969, became the first Steelers player to have his jersey retired.

Brief head coaching stints by Mike Nixon in 1965 and Bill Austin from 1966-68 preceded the hiring of 37-year-old Chuck Noll on January 27, 1969. Noll began to rebuild the Steelers through the draft, starting with the defense when he selected defensive tackle Joe Greene with his first choice in 1969. Today, Greene is a member of the Pro Football Hall of Fame, and joined Stautner as the only two players to have their jerseys retired by the team. Greene's No. 75 was officially retired on November 2, 2014.

1964

October 25 – The Steelers retire Ernie Stautner's No. 70, becoming the first jersey number to be retired in team history.



1969

January 27 – Chuck Noll is named head coach of the Steelers.



1969

January 28 – "Mean" Joe Greene is selected by the Steelers in the first round of the NFL Draft.



1970s

A 1-13 record in 1969 gave the Steelers the first overall choice in the 1970 draft, with which Noll addressed the offense by selecting quarterback Terry Bradshaw, another Hall of Famer, after the Steelers won the first selection by winning a coin toss with the Chicago Bears. Cornerback Mel Blount was added in the third round that year, followed by linebacker Jack Ham in 1971 and running back Franco Harris in 1972. In all, Noll drafted 10 players who are now enshrined in the Hall of Fame including three in his first 20 picks and four of his first 38.



Two significant changes took place in 1970. The Steelers moved from the NFL Century Division to the AFC Central with the merger of the American Football League and the NFL. The Steelers also moved into a new home as Three Rivers Stadium opened. Previously, the Steelers had played home games at Forbes Field from 1933-57 and at both Forbes Field and Pitt Stadium from 1958-63. From 1964-69, the Steelers played at Pitt Stadium until Three Rivers opened in 1970.

Gradual improvement in the early 1970s resulted in the team's first division title in 1972 with an 11-3 record. In the first playoff game at Three Rivers, the Steelers defeated the Oakland Raiders 13-7 with Franco Harris' "Immaculate Reception" in the final minute. Despite a 21-17 loss the following week to the undefeated Miami Dolphins, the Steelers had reached a new plateau.

1970

August 28 – Pittsburgh defeats the New York Giants, 21-6, in the first preseason game at Three Rivers Stadium.



1970

September 20 – The Steelers fall to the Houston Oilers 19-7 in their first regular-season game at Three Rivers Stadium.



1970

The Pittsburgh Steelers move from the NFL Century Division to the AFC Central with the merger of the American Football League and the NFL.

1972

December 23 – The Steelers win their first playoff game in dramatic fashion with a 13-7 victory over the Oakland Raiders on Franco Harris' "Immaculate Reception."



STEELERS History

SUPER BOWL X. *Steelers 21, Cowboys 17*

It took 40 years for the Steelers to finally win their first division title, but over the next decade they achieved a level of success unprecedented in professional football.

In 1973, the Steelers won a wild card playoff berth with a 10-4 record. Oakland avenged their loss from the previous year, however, with a 33-14 defeat of the Steelers in the playoffs.

The Steelers won their first of six consecutive AFC Central titles in 1974 and marched past Buffalo (32-14) and Oakland (24-13) en route to their first Super Bowl appearance in Super Bowl IX. The fierce Pittsburgh defense led the way to a 16-6 victory over the Minnesota Vikings, and Art Rooney was presented the Vince Lombardi Trophy for the first time.

In 1975, the Steelers won 11 straight games to finish 12-2 and claimed their second consecutive division crown. After defeating Baltimore (28-10) and Oakland (16-10) in the playoffs, the Steelers became the third team in NFL history, joining Green Bay and Miami, to win back-to-back Super Bowls with a 21-17 defeat of the Dallas Cowboys in Super Bowl X.

1974

January 29, 1974 – The Steelers select future Hall of Famers Lynn Swann (first round), Jack Lambert (second), John Stallworth (fourth) and Mike Webster (fifth) in the NFL Draft. Many consider it the best draft in NFL history. Following the draft, the Steelers also signed free agent Donnie Shell, who went on to become one of the team's all-time best safeties.



Lynn Swann



John Stallworth



Jack Lambert



Mike Webster

1975

January 12 – Pittsburgh defeats the Minnesota Vikings 16-6 to capture the team's first Super Bowl victory in Super Bowl IX in New Orleans' Tulane Stadium.



1975

Dan Rooney is named President of the Pittsburgh Steelers.

1976

January 18 – The Steelers win their second consecutive league championship with a 21-17 victory over the Dallas Cowboys in Super Bowl X in Miami, Fla.

The 1976 Steelers struggled to a 1-4 start before reeling off nine straight victories, including five shutouts, to win the division with a 10-4 mark. They defeated Baltimore 40-14 in the playoffs, but lost to Oakland 24-7 after both starting running backs, Franco Harris and Rocky Bleier, were injured. The following year the Steelers dropped a 34-21 decision to Denver in the first round of the playoffs after posting a 9-5 regular-season record.

In 1978, the Steelers made history after a league-best 14-2 regular season and playoff wins versus Denver (33-10) and Houston (34-5). Their 35-31 Super Bowl XIII win versus Dallas made the Steelers the first team to win three Super Bowls.

Yet another standard was set the following year when the 1979 Steelers defeated the Los Angeles Rams 31-19 in Super Bowl XIV to make them the first team in history to win four Super Bowls and the only team to win back-to-back Super Bowls twice. The Super Bowl victory followed a 12-4 regular season and playoff wins versus Miami (34-14) and Houston (27-13). With six consecutive AFC Central crowns, eight straight years of playoff appearances and four Super Bowl championships, the Steelers were tagged the "Team of the Decade" for the 1970s.

The 1970's Steelers were tagged
"Team of the Decade."



SUPER BOWL IX

SUPER BOWL X

SUPER BOWL XIII

Super Bowl XIV

1979

January 21 – Pittsburgh defeats the Dallas Cowboys 35-31 in Super Bowl XIII in Miami, Fla., becoming the first team to win three Super Bowls.



STEELERS History

1980s As the 1980s opened the Steelers stumbled, failing to make the playoffs in 1980 and 1981 with records of 9-7 and 8-8.

In 1982, the Steelers celebrated the team's 50th anniversary by qualifying for the playoffs with a 6-3 finish in a strike-interrupted season. During the season an anniversary banquet was held to commemorate the team's first 50 seasons and to honor the Steelers' all-time team as selected by fan voting. Thousands of fans were attracted to Pittsburgh for a week of activities and exhibits before the anniversary season was ended by San Diego's 31-28 win in the playoffs. This would be the last playoff game at Three Rivers Stadium until the 1992 season, a span of 10 years.

The 1983 Steelers won their eighth division title with a 10-6 record, but fell in the postseason, 38-10, to the Los Angeles Raiders. The following year the Steelers won their ninth division crown and the team advanced to the AFC Championship game with a 24-17 playoff win at Denver. A 45-28 loss to Miami in the AFC Championship game prevented the Steelers from a fifth Super Bowl appearance.

The Steelers' streak of 13 consecutive non-losing seasons came to an end in 1985 with a 7-9 finish, followed by a 6-10 record in 1986. Playoff hopes remained alive in 1987 until the Steelers lost their last two games to finish 8-7 during the strike-shortened season.

In 1988, the team suffered through its worst campaign in 19 years with a 5-11 record. The next season got off to a similar start with losses of 51-0 and 41-10 in the first two games as the offense failed to score in the first month of the season. But the young team fought back to finish 9-7 and earn a wild card playoff berth on the season's final weekend. An exciting 26-23 overtime playoff win in Houston was followed by a heartbreaking 24-23 divisional playoff loss at Denver in which the Steelers led until the final minutes.

1990s A 9-7 finish in 1990 left the Steelers in a three-way tie for the AFC Central lead, but they were eliminated from playoff contention by a 2-4 division record. The 1991 team finished second in the division despite a 7-9 record, winning the last two games under Noll at home against the Cincinnati Bengals and Cleveland Browns.

On December 26, 1991, Noll announced his retirement from football after 39 consecutive seasons, the last 23 as the Steelers' head coach, which made him one of only four men to coach the same team for 23 consecutive years. He left as the fifth-winningest coach in NFL history with an overall record of 209-156-1, and as the only coach to win four Super Bowls. Noll was rewarded in 1993 with his election to the Pro Football Hall of Fame in his first year of eligibility.

A new era began in 1992 with the retirement of Noll and the arrival of 34-year-old Bill Cowher, the National Football League's youngest head coach at the time he assumed control. In the first season of the new era, the Steelers won the AFC Central division crown for the first time since 1984 with an 11-5 record. While the team enjoyed new-found success, Cowher was recognized by the Associated Press as the NFL's Coach of the Year and six Steelers were selected to the Pro Bowl, the most in more than a decade.

Under Cowher the Steelers became the first AFC team since the 1970 merger to claim its 10th division title. Their 11-5 record equaled the best in the conference and gave the Steelers home field advantage throughout the playoffs. However, in the first postseason game at Three Rivers Stadium in exactly 10 years, the Steelers were defeated by eventual AFC champion Buffalo, 24-3.



STEELERS
vs.
RAMS



TONY DUNGY

1980

January 6 – The Steelers weather the Pittsburgh elements as they defeat the Houston Oilers at a rain-soaked Three Rivers Stadium to advance to Super Bowl XIV.



1980

January 20 – The Steelers win their fourth Super Bowl championship by defeating the Los Angeles Rams 31-19 in Super Bowl XIV in Pasadena, Calif. They would be named the "Team of the Decade" of the 1970s.

1984

Tony Dungy is named defensive coordinator for the Steelers, becoming the NFL's first African-American coordinator.

1987

August 8 – "Mean" Joe Greene becomes the first player of the 1970s Steelers' teams to be inducted into the Pro Football Hall of Fame.

STEELERS History



Steelers History

In 1992, 34-year-old Bill Cowher became the National Football League's youngest head coach at the time. In his first season, the Steelers won the AFC Central division crown for the first time since 1984.

In 1993, the Steelers earned a wild card playoff berth, marking their first consecutive playoff appearances since the 1983-84 seasons. A 9-7 record was good for second place in the division, but the season ended in a 27-24 overtime loss at Kansas City in the AFC Wild Card game.

The 1994 Steelers won seven of their final eight regular-season games for their strongest finish since 1978. They captured their second division title in three years with an AFC-best 12-4 record. After a 29-9 victory over the Cleveland Browns in the first round of the playoffs, Pittsburgh hosted its first AFC Championship game since 1979. The game went down to the wire and the Steelers lost to the San Diego Chargers 17-13.



1995 AFC Championship, **Steelers 20, Colts 16**

At 38, Bill Cowher became the youngest head coach to lead his team to a Super Bowl appearance in 1995. Along the way, Cowher's team captured their third AFC Central division title in four years, made their fourth straight playoff appearance and won the Steelers' first AFC title since 1979. After a first-round bye, they defeated the Buffalo Bills (40-21) and the Indianapolis Colts (20-16), before losing to the Dallas Cowboys 27-17 in Super Bowl XXX in Tempe, Ariz.

In 1996, the Steelers finished 10-6 and earned their fifth consecutive trip to the playoffs. Cowher ended the season with 57 career victories, ranking him as the second winningest coach in team history, behind his predecessor Noll.

The Steelers captured their fourth consecutive AFC Central title in 1997 while posting an 11-5 record. They were one play away from earning their sixth Super Bowl appearance but lost to Denver 24-21 in the AFC Championship game.

In 1998, the Steelers finished a disappointing 7-9, losing their last five regular-season games and missing the playoffs for the first time under Cowher.

The Steelers suffered their second consecutive losing season in 1999, when their record fell to 6-10.



1991

December 26 – Chuck Noll announces his retirement.



1992

January 21 – Bill Cowher is named head coach of the Pittsburgh Steelers.

1996

January 28 – The Steelers fall to the Dallas Cowboys 27-17 in Super Bowl XXX in Phoenix, Ariz.

Pictured: Neil O'Donnell

1988

August 25 – Art Rooney Sr. passes away at the age of 87 following a stroke.

STEELERS History

2000s After starting the 2000 season with a 0-3 record, the Steelers rebounded to finish the year at 9-7 and barely missed the playoffs.

However, 2000 will be remembered most for being the final season for the Steelers at Three Rivers Stadium. The Steelers were 4-4 during their final season at Three Rivers Stadium, including victories in four of their final six home games. The Steelers won their final game at Three Rivers 24-3 against the Washington Redskins on Dec. 16.

The Steelers finished 31 seasons at Three Rivers Stadium (1970-2000) with a 182-72 home record, including the postseason. The Steelers recorded their largest regular-season home attendance figures (440,428) since 1998 in the final season, including a season-high 58,183 fans during the final game in stadium history.


The Steelers began a new era in team history in 2001 with the opening of their new stadium, Heinz Field. The Steelers posted an AFC-best 13-3 regular-season record, including a 7-1 mark at home, and advanced to the AFC Championship Game.

The inaugural game at Heinz Field was originally scheduled to be a nationally televised Sunday Night game on Sept. 16. However, the September 11 terrorist attacks on America forced the NFL to postpone all games that weekend — which were eventually rescheduled for the end of the season. As a result, the Steelers opened Heinz Field on Sunday, Oct. 7 with a 16-7 win against the Cincinnati Bengals.

The Steelers defeated the defending Super Bowl Champion Baltimore Ravens 27-10 in the AFC Divisional Playoffs, in the first-ever postseason game played at Heinz Field. However, they suffered a disappointing 24-17 loss at home in the AFC Championship Game to the eventual Super Bowl-champion New England Patriots.

After an 0-2 start in 2002, the Steelers rallied to make the playoffs for the second consecutive season. However, the team's Super Bowl hopes ended when they lost, 34-31, in overtime to the Tennessee Titans on the road.

The Steelers began the 2003 season with a 34-15 victory against AFC North rival Baltimore Ravens. However, the team never regained that magic and finished the year with a 6-10 record and missed the playoffs for the first time in three seasons.



The Steelers set a team record in 2004 by becoming the first AFC team to win 15 games (15-1) in the regular season. They ultimately advanced to the AFC Championship Game where they lost to the New England Patriots, 41-27. Nine Steelers were selected to play in the AFC-NFC Pro Bowl, the team's most since the 1979 season.

Pittsburgh found itself sitting at 7-5 after 12 games in 2005, but rallied to win its final four regular-season games to earn the AFC's sixth seed in the playoffs. The Steelers then won an unprecedented three straight road playoff games to gain a berth in Super Bowl XL in Detroit versus the Seattle Seahawks.



Art Rooney II was named President of the Pittsburgh Steelers in 2003.

**2000**

July 29 – Dan Rooney is inducted into the Pro Football Hall of Fame.

2000

December 16 – The Steelers defeat the Washington Redskins 24-3 in the final game at Three Rivers Stadium.

**2001**

August 25 – Pittsburgh defeats the Detroit Lions 20-7 in its first preseason game at Heinz Field.

2003

October 26 – The Steelers host the St. Louis Rams at Heinz Field, marking the 1,000th game in team history.



MIKE TOMLIN was hired on January 22, 2007.

The Steelers captured their fifth Super Bowl title with a 21-10 victory over the Seahawks as wide receiver Hines Ward was named MVP, finishing with five receptions for 123 yards. Ward also hauled in a game-clinching 43-yard TD pass from Antwaan Randle El on a gadget play midway through the fourth quarter.

The 2006 season saw the Bill Cowher era come to an end with the Steelers finishing the season winning six of their final eight games to post an 8-8 record on the year.

On January 5, 2006, Bill Cowher resigned as Steelers head coach with a 161-99-1 overall record, second-best in team history.



2006

February 5 – The Pittsburgh Steelers win their fifth Super Bowl title with a 21-10 victory over the Seattle Seahawks in Super Bowl XL in Detroit.



2007

January 5 – Bill Cowher steps down as head coach of the Pittsburgh Steelers.

January 22 – Mike Tomlin is named head coach of the Pittsburgh Steelers.

2009

February 1 – The Steelers establish an NFL record by winning their sixth Super Bowl title with a 27-23 victory over the Arizona Cardinals in Super Bowl XLIII in Tampa, Fla.

2011

January 23 – The Steelers host the N.Y. Jets in the AFC Championship Game in front of a Heinz Field-record crowd of 66,662.

The Steelers hired 34-year old Mike Tomlin as the team's head coach on January, 22, 2007, becoming the NFL's youngest head coach at the time.

Tomlin became the second first-year coach in team history to make the playoffs in 2007. The Steelers finished with a 10-6 overall record and won the AFC North division title.

Tomlin became the first coach in franchise history to win a division title in each of his first two seasons when the Steelers captured their second consecutive AFC North division title with a 12-4 record in 2008. They went on to defeat the San Diego Chargers and Baltimore Ravens to gain a berth in Super Bowl XLIII in Tampa, Fla., versus the Arizona Cardinals.

The Steelers became the first NFL franchise to capture six Super Bowl titles when they defeated the Cardinals 27-23. With the victory, Tomlin became the youngest coach to win a Super Bowl in NFL history (36 years, 323 days). Wide receiver Santonio Holmes was named MVP after hauling in the game-winning six-yard touchdown pass from Ben Roethlisberger with 35 seconds remaining in regulation.

The Steelers added to their legacy, making it all the way to Super Bowl XLV after a 12-4 record during the 2010 season. The Steelers could not overcome an early 18-point deficit and fell to the Green Bay Packers 31-25. Despite the loss, the Steelers still hold the NFL record for most Super Bowl victories with six.

The team donned a CHN commemorative patch in honor of the late Chuck Noll during the 2014 season. The team also retired Joe Greene's No. 75, all during this year of celebrating the team's 40th anniversary of its first championship with a uniform patch in 2014.



Steelers History

James Harrison's 100-yard interception return for a touchdown is the longest interception return in Super Bowl history and helped the Steelers earn their sixth title.

XLV 2011

February 6 – The Steelers fell short in their quest for their seventh Super Bowl, losing 31-25 to the Green Bay Packers in Super Bowl XLV.

2012

The Steelers celebrated their 80th season in the NFL.



2014

The Steelers celebrated the 40th Anniversary of the team's first championship.

SUPER BOWL



PITTSBURGH 16



MINNESOTA 6

JANUARY 12, 1975 Tulane Stadium (80,997)



NEW ORLEANS — The Steelers made their first appearance in the Super Bowl and captured their first NFL Championship with a 16-6 victory over Minnesota.

The veteran Vikings, meanwhile, had been to the Super Bowl twice before. The Vikings had a savvy leader in QB Fran Tarkenton. The Steelers had a strong defense but their quarterback, Terry Bradshaw, was unproven.

The first half was dominated by defense. Pittsburgh concentrated on the middle of the Minnesota offensive line. One defensive tackle, Ernie Holmes, played over Vikings' Mick Tingelhoff, while the other tackle, Joe Greene, lined up at an angle pointed directly at Tingelhoff. Holmes sometimes took on the Vikings' center directly, allowing Greene to knife through and pursue Tarkenton. At other times, Greene would smash into Tingelhoff while Holmes looped behind him.

The only score in the first half was a safety registered by the Steelers. Fran Tarkenton fumbled a handoff to Dave Osborn, scrambled to recover the ball in the end zone, and was downed by Pittsburgh's Dwight White.

Leading 2-0, Pittsburgh kicked to Minnesota to open the second half and the Vikings' Bill Brown fumbled and Marv Kellum recovered for Pittsburgh at the Minnesota 30. The Steelers took four plays to go the distance, with Franco Harris taking the ball in from the nine-yard line.

Harris was named game MVP. He ran for 158 yards on 34 tries, while Rocky Bleier added 65 yards on 17 carries. Minnesota, meanwhile, managed only 17 yards rushing.

Denied on the ground, the Vikings weren't much better in the air. Tarkenton, under constant pressure from Greene, Holmes, White and L.C. Greenwood, completed only 11-of-26 attempts for 102 yards—an average of fewer than four yards per pass.

Despite their dominance, Pittsburgh's 9-0 lead was far from safe, and it narrowed to 9-6 in the final quarter when Matt Blair blocked Bobby Walden's punt, and Terry Brown recovered it in the end zone.

After that touchdown, Pittsburgh put the game on ice with a drive that began on its 34. The big play of the drive was a 30-yard toss from Bradshaw to Larry Brown, who later scored the final touchdown.

Soon after the ensuing kickoff, Pittsburgh's Mike Wagner intercepted a Tarkenton pass, and the Steelers held possession until the game was nearly over.

GAME SUMMARY

	1	2	3	4	F	
STEELERS	0	2	7	7	16	
Vikings	0	0	0	6	6	
TEAM	Q	TIME	PLAY	DRIVE	SCORE	
PIT	2	7:51	Safety [White downed Tarkenton in end zone]	—; —	2-0	
PIT	3	13:25	Harris 9 yd. run [Gerela kick]	4-30; 1:24	9-0	
MIN	4	10:33	Brown recovered blocked punt [Kick failed]	—; —	9-6	
PIT	4	3:31	Brown 4 yd. pass from Bradshaw [Gerela kick]	11-66; 6:47	16-6	

TEAM STATISTICS

	Steelers	Vikings
First Downs	17 (11-5-1)	9 (2-5-2)
Third Downs	7-18 (39%)	5-12 (42%)
Fourth Downs	0-0 (0%)	0-0 (0%)
Total Net Yards	333	119
Plays-Avg.	73-4.6	47-2.5
Rushing Yards	249	17
Att.-Avg.	57-4.4	21-0.8
Passing Yards	84	102
Sacked by	2-12	0-0
Pass.-Att.-Comp.	14-9-0	26-11-3
Punts-Avg.	7-34.7	6-37.2
Penalties	8-122	4-18
Fumbles-Lost	4-2	3-2
Time of Poss.	30:36	29:24

INDIVIDUAL STATISTICS

RUSHING: Pit. — Harris 34-158, 1 TD; Bleier 17-65; Bradshaw 5-33; Swann 1-(-7). Min. — Foreman 12-18; Tarkenton 1-0; Osborn 8-(-1).

PASSING: Pit. — Bradshaw 14-9-0, 96, 1 TD. Min. — Tarkenton 26-11-3, 102.

RECEIVING: Pit. — Brown 3-49, 1 TD; Stallworth 3-24; Bleier 2-11; Lewis 1-12. Min. — Foreman 5-50; Voigt 2-31; Osborn 2-7; Gilliam 1-16; Reed 1-(-2).

JANUARY 18, 1976 *Miami Orange Bowl (80,197)*

MIAMI — What were, at the time, the two most popular teams in the NFL met in Super Bowl X, and the contrast between their styles was as great as the hue of their jerseys.

The glitzy, white-clad Dallas Cowboys—"America's Team"—combined a high-tech offense and a state-of-the-art Flex Defense to put on a dazzling show each Sunday. They were easy to like, and for once, they even had something of an underdog aura, having reached the Super Bowl as a Wild Card team. The black-clad Pittsburgh Steelers, out to defend their Super Bowl victory of the year before, lived by a Steel-hard defense occasionally spelled by a grind-it-out running attack that would have been at home in the NFL of the 1930s.

The Cowboys struck first when Roger Staubach zeroed in on Drew Pearson for a 29-yard touchdown pass.

Before the end of the first quarter, Pittsburgh evened the score on a seven-yard pass from Terry Bradshaw to Randy Grossman. Setting up the score was a 32-yard pass to Lynn Swann, whose health was questionable because of a concussion he had suffered in the AFC Championship Game. Swann outleaped a Dallas defender, then magically kept both feet inside the sideline to make the catch.

Dallas reclaimed the lead at 10-7 only 15 seconds into the second quarter when Toni Fritsch booted a 36-yard field goal.

Later, Pittsburgh's Roy Gerela, playing at less than 100 percent because of a cracked rib he suffered making a tackle on the opening kickoff, shanked a field-goal try and Dallas went to the locker room with a 10-7 lead.

Defense continued to dominate in the scoreless third quarter. Pittsburgh sacked Staubach seven times during the game and forced him to scramble on numerous occasions. Moreover, they pressured him into an uncharacteristic three interceptions.

One of the interceptions set up another field-goal try by Gerela, but he pulled it left from 33 yards. Dallas' Cliff Harris mockingly patted him on the helmet, only to be unceremoniously dumped on his hip pads by irate Steeler Jack Lambert. The inspired Steelers dominated after that.

In the fourth quarter, Steelers' reserve Reggie Harrison blocked Mitch Hoopes' punt. The ball rolled through the end zone for a safety to cut the Cowboys' lead to 10-9. Gerela, who'd donned a corset to protect his ribs, regained his kicking touch with field goals of 36 and 18 yards to put the Steelers in front 15-10.

With 3:02 left in the game, Bradshaw lofted a long pass to game MVP Swann, who caught the ball at the five and took it over the goal line to complete a 64-yard lightning strike. Swann finished the day with 161 yards on four catches, a 40.3 average-per-catch. Gerela missed the extra point.

It took Staubach only 1:14 to get the touchdown back, completing a drive with a 34-yard bulls-eye to Percy Howard—the only pass Howard caught during his entire career.

Terry Hanratty replaced Bradshaw, still woozy from the hit suffered after his touchdown pass to Swann, but the Steelers were stalled on a fourth-and-nine at the Dallas 41 with almost a minute and a half to go. Coach Noll feared a blocked kick and called for a Rocky Bleier run that gained only two yards. Noll was gambling that his defense could stop the Cowboys.

Trailing only 21-17, Staubach had the ball back with more time than he usually needed to negotiate 61 yards. The Cowboys reached Pittsburgh's 38. With five seconds left, Staubach launched his final pass into the end zone. Pittsburgh's Mike Wagner batted the ball, which was intercepted by Glen Edwards and the Steelers had their second consecutive Super Bowl victory.

GAME SUMMARY

	1	2	3	4	F
Cowboys	7	3	0	7	17
STEELERS	7	0	0	14	21

TEAM	Q	TIME	PLAY	DRIVE	SCORE
DAL	1	10:24	D. Pearson 29 yd. pass from Staubach (Fritsch kick)	1:24; 0:08	0-7
PIT	1	5:57	Grossman 7 yd. pass from Bradshaw (Gerela kick)	8:67; 4:16	7-7
DAL	2	14:45	Fritsch 36 yd. FG	11:46; 6:01	7-10
PIT	4	11:28	Safety (Harrison blocks kick)	—; —	9-10
PIT	4	8:41	Gerela 36 yd. FG	7:25; 2:36	12-10
PIT	4	6:37	Gerela 18 yd. FG	4-6; 1:45	15-10
PIT	4	3:06	Swann 64 yd. pass from Bradshaw [Kick failed]	3:70; 1:23	21-10
DAL	4	1:48	Howard 34 yd. pass from Staubach (Fritsch kick)	5:80; 1:06	21-17

TEAM STATISTICS

	Cowboys	Steelers
First Downs	14 (6-8-0)	13 (7-6-0)
Third Downs	4-15 (27%)	8-21 (38%)
Total Net Yards	270	339
Plays-Avg.	62-4.4	67-5.1
Rushing Yards	108	149
Att.-Avg.	31-3.5	46-3.2
Passing Yards	162	190
Pass.-Att.-Comp.	24-15-3	19-9-0
Punts-Avg.	7-35	4-39.8
Fumbles-Lost	4-0	4-0
Penalties-Yds.	2-20	0-0

INDIVIDUAL STATISTICS

RUSHING: Dal. — Newhouse 16-56; Staubach 5-22; Dennison 5-16; Pearson 5-14. Pit. — Harris 27-82; Bleier 15-51; Bradshaw 4-16.

PASSING: Dal. — Staubach 24-15-3, 204, 2 TDs.
Pit. — Bradshaw 19-9-0, 209, 2 TDs.

RECEIVING: Dal. — P. Pearson 5-53; Young 3-31, 1 TD; D. Pearson 2-59, 1 TD; Newhouse 2-12; Howard 1-34, 1 TD; Fugett 1-9; Dennison 1-6. Pit. — Swann 4-161, 1 TD; Stallworth 2-8; Harris 1-26; Grossman 1-7, 1 TD; Brown 1-7.



PITTSBURGH 35



DALLAS 31

JANUARY 21, 1979 Miami Orange Bowl (78,656)



MIAMI — This was more than just the first rematch in Super Bowl history: It re-staged what many still consider the most enjoyable and dramatic Super Bowl battle to that point. Opportunity—recognizing it and capitalizing on it—was the theme. Failure to embrace it would play a hand, too. It was the Steelers, though, who managed a 35-31 victory.

Dallas had its chances. The Cowboys took a 14-7 lead in the second quarter when linebacker Mike Hegman simply took the ball away from Steelers' QB Terry Bradshaw and ran 37 yards to score. But Bradshaw countered immediately with a 75-yard touchdown strike to John Stallworth.

In the third quarter, trailing 21-14, Dallas marched from its 42 to the Steelers' 10. On third-and-three, Cowboys' QB Roger Staubach saw TE Jackie Smith alone in the end zone. Smith slipped and fell reaching for Staubach's pass and Dallas settled for a 27-yard field goal.

Pittsburgh scored two touchdowns early in the fourth quarter—a 22-yard run by Franco Harris and an 18-yard pass from Bradshaw to Swann. Harris' score followed a pass-interference call against Dallas CB Benny Barnes, who was covering Swann. The mistake cost the Cowboys 33 yards. Dallas did score touchdowns with 2:27 and 22 seconds to play, on passes from Staubach to TE Billy Joe Dupree and Butch Johnson, but Pittsburgh held on to win, 35-31. The two teams set a Super Bowl record for points scored.

With the victory, the Steelers became the first team to win three Super Bowls.

GAME SUMMARY

	1	2	3	4	F
STEELERS	7	14	0	14	35
Cowboys	7	7	3	14	31

TEAM	Q	TIME	PLAY	DRIVE	SCORE
PIT	1	9:47	Stallworth 28 yd. pass from Bradshaw [Gerela kick]	7-35; 3:12	7-0
DAL	1	0:00	Hill 39 yd. pass from Staubach [Septien kick]	3-41; 1:00	7-7
DAL	2	12:08	Hegman 37 yd. fumble recovery return [Septien kick]	—; —	7-14
PIT	2	10:25	Stallworth 75 yd. pass from Bradshaw [Gerela kick]	3-75; 1:43	14-14
PIT	2	0:26	Bleier 7 yd. pass from Bradshaw [Gerela kick]	5-56; 1:15	21-14
DAL	3	2:56	Septien 27 yd. FG	10-32; 4:52	21-17
PIT	4	7:10	Harris 22 yd. run [Gerela kick]	8-88; 4:58	28-17
PIT	4	6:51	Swann 18 yd. pass from Bradshaw [Gerela kick]	1-18; 0:07	35-17
DAL	4	2:23	DuPree 7 yd. pass from Staubach [Septien kick]	8-89; 4:24	35-24
DAL	4	0:22	Johnson 4 yd. pass from Staubach [Septien kick]	9-52; 2:05	35-31

TEAM STATISTICS

	Steelers	Cowboys
First Downs	19 (2-15-2)	20 (6-13-1)
Third Downs	9-15 (60%)	9-16 (56%)
Total Net Yards	357	317
Plays-Avg.	58-6.2	67-4.7
Rushing Yards	66	141
Att.-Avg.	24-2.8	32-4.4
Passing Yards	291	176
Pass.-Att.-Comp.	30-17-1	30-17-1
Punts-Avg.	3-43.0	5-39.6
Fumbles-Lost	2-2	3-2
Penalties-Yds.	5-35	9-89

INDIVIDUAL STATISTICS

RUSHING: Pit. — Harris 20-68, 1 TD; Bleier 2-3; Bradshaw 2-(-5). Dal. — Dorsett 15-96; Newhouse 8-3; Pearson 1-(-13); Staubach 4-37; Pearson 1-6; Laidlaw 3-12.
PASSING: Pit. — Bradshaw 30-17-1, 318, 4 TDs. Dal. — Staubach 30-17-1, 228, 3 TDs.
RECEIVING: Pit. — Swann 7-154, 1 TD; Stallworth 3-115, 2 TDs; Grossman 3-29; Harris 1-22; Bleier 1-7, 1 TD; Bell 2-21. Dal. — Dorsett 5-44; Pearson 4-73; Hill 2-49, 1 TD; Johnson 2-30, 1 TD; Dupree 2-17, 1 TD; P. Pearson 2-15.



PITTSBURGH 31



LOS ANGELES 19

JANUARY 20, 1980 *Rose Bowl Stadium (103,985)*


PASADENA, Calif. — There was a moment of heroism and self-sacrifice when an old warrior, Los Angeles Rams' Jack Youngblood, announced his intention to play in his team's first Super Bowl despite a fractured leg.

There was a rush of "What if?" euphoria as the underdog Rams took a 19-17 lead into the fourth quarter.

And there was cold reality: Pittsburgh, a team with as much patience as talent, struck quickly and surely for two touchdowns in the fourth quarter and it was over. The 31-19 victory was the Steelers' fourth in the Super Bowl in only six seasons.

The signature image of Super Bowl XIV is of Steelers' John Stallworth at the Rams' 32, looking back over his

head for a lofty Terry Bradshaw pass, catching it in stride just over the outstretched arms of Rams' Rod Perry, and continuing into the end zone for a 73-yard touchdown.

The Steelers had taken the lead and then surrendered it in the third quarter. Bradshaw hit Lynn Swann over the middle for a 47-yard score. The Rams came back with a 24-yard halfback pass from Lawrence McCutcheon to Ron Smith that made it 19-17 before Bradshaw-to-Stallworth put Pittsburgh ahead for good.

Los Angeles intercepted Bradshaw three times, but it was the Steelers' lone interception—by Jack Lambert—that punctuated the ending. With the score 24-19 and the Rams driving, Lambert intercepted a pass from QB Vince Ferragamo at the Pittsburgh 14.

For the second year in a row, Bradshaw was named the game's most valuable player after passing for 309 yards and two touchdowns.

GAME SUMMARY

	1	2	3	4	F
Rams	7	6	6	0	19
STEELERS	3	7	7	14	31

TEAM	Q	TIME	PLAY	DRIVE	SCORE
PIT	1	7:31	Bahr 41 yd. FG	11:55; 5:05	3-0
LA	1	2:44	Bryant 1 yd. run [Corral kick]	8:59; 4:41	3-7
PIT	2	12:52	Harris 1 yd. run [Bahr kick]	9:53; 4:40	10-7
LA	2	7:21	Corral 31 yd. FG	11:67; 5:23	10-10
LA	2	0:14	Corral 45 yd. FG	9:12; 2:51	10-13
PIT	3	12:12	Swann 47 yd. pass from Bradshaw [Bahr kick]	5:61; 2:48	17-13
LA	3	10:15	Smith 24 yd. pass from McCutcheon [Kick failed]	4:77; 1:49	17-19
PIT	4	12:04	Stallworth 73 yd. pass from Bradshaw [Bahr kick]	3:75; 0:55	24-19
PIT	4	1:49	Harris 1 yd. run [Bahr kick]	7:70; 3:35	31-19

TEAM STATISTICS

	Rams	Steelers
First Downs	16 [6-9-1]	19 [8-10-1]
Third Downs	6-16 [38%]	9-14 [64%]
Total Net Yards	301	393
Plays-Avg.	59-5.1	58-6.8
Rushing Yards	107	84
Att.-Avg.	29-3.7	37-2.3
Passing Yards	194	309
Pass.-Att.-Comp.	26-16-1	21-14-3
Punts-Avg.	5-44.0	2-42.5
Fumbles-Lost	0-0	0-0
Penalties-Yds.	2-26	6-65

INDIVIDUAL STATISTICS

RUSHING: L.A. — Tyler 17-60; Bryant 6-30, 1 TD; McCutcheon 5-10; Ferragamo 1-7. Pit. — Harris 20-46, 2 TDs; Bleier 10-25; Bradshaw 3-9; Thornton 4-4.

PASSING: L.A. — Ferragamo 25-15-1, 212; McCutcheon 1-1-0, 24, 1 TD. Pit. — Bradshaw 21-14-3, 309, 2 TDs.

RECEIVING: L.A. — Waddy 3-75; Bryant 3-21; Tyler 3-20; Dennard 2-32; Nelson 2-20; Hill 1-28; Smith 1-24, 1 TD; McCutcheon 1-16. Pit. — Swann 5-79, 1 TD; Stallworth 3-121, 1 TD; Harris 3-66; Cunningham 2-21; Thornton 1-22.



DALLAS 27



PITTSBURGH 17

JANUARY 28, 1996 Sun Devil Stadium (76,347)



TEMPE, Ariz. — After producing 10 lopsided outcomes in its last 12 editions, the Super Bowl was due for some drama. Pittsburgh was up to the task and made a game of it, but the game turned on two interceptions by the game's Most Valuable Player, Dallas' Larry Brown as the Steelers fell to the Cowboys, 27-17.

The first of Brown's interceptions came midway through the third quarter. No Steelers receiver was within 10 yards when Brown accepted Neil O'Donnell's misfired pass at the Cowboys' 38 and returned it 44 yards to the Steelers' 18. Troy Aikman's pass to Michael Irvin took Dallas to the one, and Emmitt Smith scored to give the Cowboys a 20-7 lead.

The Steelers made it 20-10 with Norm Johnson's 46-yard field goal, and then recovered an onside kick. They reduced the gap to 20-17 when Bam Morris scored from the one with 6:36 to play. With 4:15 left, Pittsburgh had the ball again at its 32 after forcing Dallas to punt.

Two plays later, Brown intercepted O'Donnell at the Steelers' 39 and returned it to the six. Smith scored from the four yard-line two plays later, and the Cowboys had locked up their record-tying fifth Super Bowl. The Steelers never led, and Dallas scored on its first three possessions— a three-yard pass from Aikman to tight end Jay Novacek and two field goals by Chris Boniol—for a 13-0 lead. Shortly before halftime, the Steelers made it 13-7 when O'Donnell threw a six-yard touchdown pass to Yancey Thigpen.

The statistical irony of the day was that O'Donnell entered the game as the NFL's career leader in fewest interceptions per pass attempt. On the game's final play, he was intercepted for the third time.

GAME SUMMARY

	1	2	3	4	F
Cowboys	10	3	7	7	27
STEELERS	0	7	0	10	17

TEAM	Q	TIME	PLAY	DRIVE	SCORE
DAL	1	12:05	Boniol 42 yd. FG	7-47; 2:55	0-3
DAL	1	5:03	Novacek 3 yd. pass from Aikman (Boniol kick)	8-75; 4:35	0-10
DAL	2	6:03	Boniol 35 yd. FG	14-62; 8:44	0-13
PIT	2	0:13	Thigpen 6 yd. pass from O'Donnell	13-54; 3:39	7-13
DAL	3	6:42	Smith 1 yd. run (Boniol kick)	2-18; 0:36	7-20
PIT	4	11:20	Johnson 46 yd. FG	11-52; 4:13	10-20
PIT	4	6:36	Morris 1 yd. run (Johnson kick)	9-52; 4:44	17-20
DAL	4	5:43	Smith 4 yd. run (Boniol kick)	2-6; 0:18	17-27

TEAM STATISTICS

	Cowboys	Steelers
First Downs	15 (5-10-0)	25 (9-15-1)
Third Downs	2-10 (20%)	9-19 (47%)
Fourth Downs	1-1 (100%)	2-4 (50%)
Total Net Yards	254	310
Plays-Avg.	50-5.1	84-3.7
Rushing Yards	56	103
Att.-Avg.	25-2.2	31-3.3
Passing Yards	198	207
Pass.-Att.-Comp.	23-15-0	49-28-3
Sacks by	4-32	2-11
Punts-Avg.	5-38.2	4-44.8
Fumbles-Lost	0-0	2-0
Penalties-Yds.	5-25	2-15

INDIVIDUAL STATISTICS

RUSHING: Dal. — Smith 18-49, 2 TDs; Johnston 2-8; Williams 1-2; Aikman 4-(-3). Pit. — Morris 19-73, 1 TD; Pegram 6-15; Stewart 4-15; O'Donnell 1-0; Williams 1-0.

PASSING: Dal. — Aikman 23-15-0, 209, 1 TD.
Pit. — O'Donnell 49-28-3, 239, 1 TD.

RECEIVING: Dal. — Irvin 5-76; Novacek 5-50-1 TD; Williams 2-29; Sanders 1-47; Johnston 1-4; Smith 1-3.
Pit. — Hastings 10-98; Mills 8-78; Thigpen 3-19, 1 TD; Morris 3-18; Holliday 2-19; Williams 2-7.



PITTSBURGH 21



SEATTLE 10

FEBRUARY 5, 2006 Ford Field (68,206)



DETROIT, Mich. — Pittsburgh won its fifth Super Bowl title as it captured a 21-10 victory over the Seattle Seahawks at Ford Field. The Steelers' fifth title matched the most in NFL history (S.F. 49ers and Dallas Cowboys).

Backed by a predominantly Pittsburgh crowd, the Steelers were led by Super Bowl MVP Hines Ward, who finished with a game-high 123 receiving yards on five catches (24.6 avg.) with one touchdown.

Pittsburgh struggled offensively in the first quarter as it failed to gain a first down, but found itself down only 3-0 after Seattle's Josh Brown booted a 47-yard field goal with 22 seconds remaining in the opening period.

The Steelers' offense came to life briefly on their first drive of the second quarter, but it was stalled as Ben Roethlisberger was picked off by the Seahawks' Michael Boulware.

Pittsburgh's defense continued to buckle down and halt any Seattle chances of extending its lead throughout the second quarter.

The Steelers finally got on the board late in the half as Roethlisberger dove into the end zone for a one-yard touchdown run, giving Pittsburgh a 7-3 halftime lead. It was his second postseason rushing touchdown and the first-ever by a Steelers' quarterback in a Super Bowl.

Pittsburgh stretched its lead to 14-3 on the second play of the second half as Willie Parker darted 75 yards for a score. The 75-yard run was the longest in Super Bowl history, surpassing L.A. Raider Marcus Allen's 74-yard run against Washington in Super Bowl XVIII.

After a missed field goal by Brown on Seattle's first drive of the second half, the Steelers appeared on the verge of breaking the game open by driving to the Seahawks' seven-yard line on the ensuing drive. However, Roethlisberger threw an interception at the four-yard line to Kelly Herndon, which he returned 76 yards to the Pittsburgh 20. Three plays later Seattle scored on a 16-yard pass from Matt Hasselbeck to Jerramy Stephens to cut the lead to 14-10.

The Seahawks had an opportunity to take the lead early in the fourth quarter before Hasselbeck was picked off by Ike Taylor at the Steelers' five-yard line. Taylor finished with a team-best seven tackles.

Pittsburgh all but sealed the game on a gadget play. Antwaan Randle El took a reverse handoff and threw a 43-yard strike to Ward, pushing the Pittsburgh lead to 21-10 with 8:56 left in the game. Randle El's touchdown pass was the first by a wide receiver in Super Bowl history.

The Steelers' defense clamped down on the final two Seattle possessions to post the victory. Pittsburgh's defense racked up three sacks.

Roethlisberger became the youngest starting quarterback to win a Super Bowl and finished 9-of-21 for 123 yards. Parker finished with a team-high 93 yards on 10 carries, while Jerome Bettis added 43 yards on 14 rushes.

GAME SUMMARY

	1	2	3	4	F
Seahawks	3	0	7	0	10
STEELERS	0	7	7	7	21

TEAM	Q	TIME	PLAY	DRIVE	SCORE
SEA	1	0:22	Brown 47 yd. FG	7-22; 3:39	0-3
PIT	2	1:55	Roethlisberger 1 yd. run (Reed kick)	11-59; 6:20	7-3
PIT	3	14:38	Parker 75 yd. run (Reed kick)	2-75; 0:22	14-3
SEA	3	6:45	Stevens 16 yd. pass from Hasselbeck (Brown kick)	3-20; 0:53	14-10
PIT	4	8:56	Ward 43 yd. pass from Randle El (Reed kick)	4-56; 1:50	21-10

TEAM STATISTICS

	Seahawks	Steelers
First Downs	20 (5-15-0)	14 (6-8-0)
Third Downs	5-17 (29%)	8-15 (53%)
Fourth Downs	1-2 (50%)	0-0 (0%)
Total Net Yards	396	339
Plays-Avg.	77-5.1	56-6.1
Rushing Yards	137	181
Rush Att.-Avg.	25-5.5	33-5.5
Passing Yards	259	158
Sacks	1-8	3-14
Att.-Comp.-Int.	49-26-1	22-10-2
Punts-Avg.	6-50.2	6-48.7
Penalties	7-70	3-20
Fumbles-Lost	0-0	0-0
Time of Poss.	33:02	25:58

INDIVIDUAL STATISTICS

RUSHING: Sea. — Alexander 20-95; Hasselbeck 3-35; Strong 2-7. Pit. — Parker 10-93, 1 TD; Bettis 14-43; Roethlisberger 7-25, 1 TD; Ward 1-18; Haynes 1-2.
PASSING: Sea. — Hasselbeck 49-26-1, 273, 1 TD. Pit. — Roethlisberger 21-9-2, 123; Randle El 1-1-0, 43, 1 TD.
RECEIVING: Sea. — Ingram 6-70; Jurevicius 5-93; Jackson 5-50; Stevens 3-25, 1 TD; Strong 2-15; Hannam 2-12; Alexander 2-2; Morris 1-6. Pit. — Ward 5-123, 1 TD; Randle El 3-22; Wilson 1-20; Parker 1-1.



PITTSBURGH 27



ARIZONA 23

FEBRUARY 1, 2009 Raymond James Stadium (70,774)



TAMPA, Fla. — Trailing by three points with only 2:30 left in the fourth quarter, Ben Roethlisberger led the Steelers on an eight-play, 78-yard scoring drive, punctuated by a six-yard touchdown pass to Antonio Holmes to clinch their NFL-record sixth Lombardi Trophy with a 27-23 victory over the Arizona Cardinals in Super Bowl XLIII.

Pittsburgh, which led most of the evening, struck first after Arizona deferred the opening kick. Jeff Reed booted an 18-yard field goal on the opening drive to make it 3-0.

Gary Russell increased that lead to 10-0 when he plunged in from one-yard out early in the second quarter. Arizona answered that score as Kurt Warner hit Ben Patrick in the back of the end zone on a one-yard scoring strike to cut the Pittsburgh lead to 10-7.

Arizona appeared as if they were going to take their first lead late in the first half, but James Harrison intercepted Warner at the goal-line, raced 100 yards and dove into the end zone with two Cardinals on his back for the longest interception return in Super Bowl history, and a 17-7 advantage at the half.

A 21-yard field goal by Reed in the third quarter upped the lead to 20-7.

Arizona got back onto the scoreboard midway through the fourth quarter as Warner tossed another one-yard score, this time to Larry Fitzgerald, cutting the Steelers' lead to 20-14. A costly holding penalty in the end zone against Steelers' Justin Hartwig gave the Cardinals a safety, further decreasing the Steelers' advantage to 20-16.

On the second play following the ensuing free kick, Warner found Fitzgerald on a 64-yard scoring strike through the middle of the Steelers' defense to give Arizona its first lead of the night, 23-20.

The Steelers were backed up to their own 12-yard line on the next drive, but Roethlisberger promptly completed four-of-six passes, three to Holmes, including a 40-yarder that moved the ball to the Arizona six. On second-and-goal, Roethlisberger threaded a perfect pass through three defenders and Holmes kept his toes in bounds for a six-yard touchdown reception and a 27-23 Steelers' lead with 35 seconds left.

Arizona had one more chance, but LaMarr Woodley sacked Warner, forcing a fumble to essentially end the game.

Holmes was named the game's MVP after catching nine passes for 131 yards (14.6 avg.) with one touchdown. Roethlisberger finished 21-of-30 for 256 yards with one touchdown and one interception.

Defensively, Woodley recorded both Steelers' sacks, giving him two sacks in each of his four postseason games, an NFL record.

GAME SUMMARY

	1	2	3	4	F
STEELERS	3	14	3	7	27
Cardinals	0	7	0	16	23

TEAM	Q	TIME	PLAY	DRIVE	SCORE
PIT	1	9:45	Reed 18 yd. FG	9-71; 5:15	3-0
PIT	2	14:01	Russell 1 yd. run (Reed kick)	11-69; 7:12	10-0
ARI	2	8:34	Patrick 1 yd. pass from Warner (Rackers kick)	9-83; 5:27	10-7
PIT	2	0:00	Harrison 100 yd. interception return (Reed kick)	—; —	17-7
PIT	3	2:11	Reed 21 yd. FG	16-79; 8:39	20-7
ARI	4	7:33	Fitzgerald 1 yd. pass from Warner (Rackers kick)	8-87; 3:57	20-14
ARI	4	2:58	Safety (Hartwig holding in end zone)	—; —	20-16
ARI	4	2:37	Fitzgerald 64 yd. pass from Warner (Rackers kick)	2-64; 0:21	20-23
PIT	4	0:35	Holmes 6 yd. pass from Roethlisberger (Reed kick)	8-78; 2:02	27-23

TEAM STATISTICS

	Steelers	Cardinals
First Downs	20 (4-12-4)	23 (2-20-1)
Third Downs	4-10 (40%)	3-8 (38%)
Fourth Downs	0-0 (0%)	0-0 (0%)
Total Net Yards	292	407
Plays-Avg.	58-5.0	57-7.1
Rushing Yards	58	33
Rush Att.-Avg.	26-2.2	12-2.8
Passing Yards	234	374
Sacks	2-3	2-22
Att.-Comp.-Int.	30-21-1	43-31-1
Punts-Avg.	3-46.3	5-36.0
Penalties	7-56	11-106
Fumbles-Lost	0-0	2-1
Time of Poss.	33:01	26:59

INDIVIDUAL STATISTICS

RUSHING: Pit. — Parker 19-53; Moore 1-6; Roethlisberger 4-2; Russell 2-(-3), 1 TD. Ari. — James 9-33; Warner 1-0; Hightower 1-0; Arrington 1-0.

PASSING: Pit. — Roethlisberger 30-21-1, 256, 1 TD. Ari. — Warner 43-31-1, 377, 3 TDs.

RECEIVING: Pit. — Holmes 9-131, 1 TD; Miller 5-57; Ward 2-43; Washington 1-11; Davis 1-6; Spaeth 1-6; Moore 1-4; Parker 1-(-2). Ari. — Boldin 8-84; Fitzgerald 7-127, 2 TDs; Breaston 6-71; James 4-28; Arrington 2-35; Hightower 2-13; Urban 1-18; Patrick 1-1, 1 TD.



GREEN BAY 31



PITTSBURGH 25

FEBRUARY 6, 2011 *Cowboys Stadium (103,219)*

ARLINGTON, Texas — The Steelers could not overcome an early 18-point deficit and fell short in their quest for their seventh Super Bowl victory, losing to the Green Bay Packers 31-25 in Super Bowl XLV.

The Packers struck first when Aaron Rodgers found Jordy Nelson for a 29-yard touchdown pass late in the first quarter to give Green Bay a 7-0 lead. Only 24 seconds later, Steelers' QB Ben Roethlisberger was picked off by Nick Collins, who returned it 37 yards for a touchdown to give the Packers a 14-0 lead at the end of the first quarter.

The Steelers scored early in the second quarter when Shaun Suisham connected from 33 yards to cut the Packers' lead to 14-3. On the Steelers' next possession, Roethlisberger was picked off again, and on the Packers' ensuing drive, Rodgers found Greg Jennings for a 21-yard touchdown to put Green Bay ahead 21-3.

The Steelers would cut the lead to 21-10 when Hines Ward caught an eight-yard touchdown pass from Roethlisberger

late in the first half. Ward finished the game with seven catches for 78 yards and one touchdown.

Pittsburgh cut the lead to 21-17 in the third quarter when Rashard Mendenhall scored from eight yards out. Mendenhall finished with a game-high 63 yards rushing and one touchdown.

The Steelers' defense forced the Packers to punt on every third-quarter possession, and the offense looked to take the lead. However, on the first play of the fourth quarter, Mendenhall fumbled and Green Bay recovered. The Packers marched down the field and Rodgers found Jennings again, this time for an eight-yard score, increasing their lead to 28-17. Rodgers finished the game with 304 yards passing with three touchdowns and no interceptions.

With 7:34 left in the fourth quarter, Roethlisberger found Mike Wallace for a 25-yard touchdown pass, and with a two-point conversion, the Steelers were only down 28-25.

On the Packers' next drive, Mason Crosby connected from 23 yards out to give Green Bay a six-point lead. The Steelers still had time, taking over with two minutes left in the game, but they failed to convert a fourth-and-five from their own 33-yard line, allowing Green Bay to win their fourth Super Bowl.

GAME SUMMARY

	1	2	3	4	F
STEELERS	0	10	7	8	25
Packers	14	7	0	10	31

TEAM	Q	TIME	PLAY	DRIVE	SCORE
GB	1	3:44	Nelson 29 yd. pass from Rodgers [Crosby kick]	9-80; 4:33	0-7
GB	1	3:20	Collins 37 yd. interception return [Crosby kick]	—; —	0-14
PIT	2	11:08	Suisham 33 yd. FG	13-49; 7:12	3-14
GB	2	2:24	Jennings 21 yd. pass from Rodgers [Crosby kick]	4-53; 2:04	3-21
PIT	2	0:39	Ward 8 yd. pass from Roethlisberger [Suisham kick]	7-77; 1:45	10-21
PIT	3	10:19	Mendenhall 8 yd. run [Suisham kick]	5-50; 2:20	17-21
GB	4	11:57	Jennings 8 yd. pass from Rodgers [Crosby kick]	8-55; 2:53	17-28
PIT	4	7:34	Wallace 25 yd. pass from Roethlisberger [Randle El rush]	7-66; 4:23	25-28
GB	4	2:07	Crosby 23 yd. FG	10-70; 5:27	25-31

TEAM STATISTICS

	Steelers	Packers
First Downs	15 (4-11-0)	19 (8-11-0)
Third Downs	6-13 (46%)	7-13 (54%)
Fourth Downs	0-0 (0%)	0-1 (0%)
Total Net Yards	338	387
Plays-Avg.	55-6.1	64-6.0
Rushing Yards	50	126
Rush Att.-Avg.	13-3.8	23-5.5
Passing Yards	288	261
Att.-Comp.-Int.	39-24-0	40-25-2
Sacks By	1-2	3-16
Punts-Avg.	6-40.5	3-51.0
Penalties	7-67	6-55
Fumbles-Lost	1-0	1-1
Time of Poss.	26:35	33:25

INDIVIDUAL STATISTICS

RUSHING: PIT. — Mendenhall 14-63, 1 TD; Roethlisberger 4-31; Redman 2-19; Moore 3-13.

G.B. — Starks 11-52; Rodgers 2-(-1).

PASSING: PIT. — Roethlisberger 40-25-2, 263, 2 TDs.

G.B. — Rodgers 39-24-0, 304, 3 TDs.

RECEIVING: PIT. — Wallace 9-89, 1 TD; Ward 7-78, 1 TD;

Randle El 2-50; Sanders 2-17; Miller 2-12; Spaeth 1-9;

Mendenhall 1-7; Brown 1-1. **G.B.** — Nelson 9-140, 1

TD; Jones 5-50; Jennings 4-64, 2 TDs; Driver 2-28;

Jackson 1-14; Quarless 1-5; Hall 1-2; Crabtree 1-1.

STEELERS in the Hall of Fame

**ARTHUR J. ROONEY SR.**

Founder, President, Chairman of the Board [1933-88] **ELECTED:** 1964

Born on January 27, 1901, in Coulterville, Pa., Art Rooney was one of the most influential personalities in the sport of football. Mr. Rooney, who was affectionately referred to as "The Chief", founded the Steelers organization on July 8, 1933, with a \$2,500 purchase. Mr. Rooney helped orchestrate the NFL-AFL merger and kept the Steelers franchise afloat during the depression, World War II, many losing seasons and financial problems. Mr. Rooney won his first of four Super Bowl championships in 1974.

**DANIEL M. ROONEY**

President and Chairman [1955-Present] **ELECTED:** 2000

Born on July 20, 1932, in Pittsburgh's North Side, Daniel M. Rooney is one of NFL's most influential owners. Mr. Rooney contributed to the labor negotiations between the League and Players Association in 1982 and 1993 and is largely responsible for the NFL's current realignment and scheduling format. Mr. Rooney, who is entering his 55th season with the organization, was named the Steelers' president in 1975, a title he held until passing it to his oldest son Art Rooney II in 2003.

**BERT BELL**

Co-owner [1940-45] **ELECTED:** 1963

Bert Bell was an owner of the Philadelphia Eagles (1933-'40) and co-owner of the Pittsburgh Steelers (1940-'45). Bell was named the NFL commissioner (1946-'59) and helped set up the league's television and anti-gambling policies. He also oversaw the merger of the NFL and All-American Football League in 1949. Bell died on October 11, 1959, while watching a football game between his two former teams: Pittsburgh and Philadelphia.

**JOHN 'BLOOD' MCNALLY**

Player (1934, 1937-39), Coach [1937-39] **ELECTED:** 1963

John "Blood" McNally played 14 seasons in the NFL with five different teams, including two stints with the Pittsburgh Pirates. He served as both a player and coach from 1937-39 for the Pirates and was considered possibly the best receiver in the NFL during his playing days.

**BILL DUDLEY**

Halfback [1942, 1945-46] **ELECTED:** 1966

Bill Dudley, nicknamed "Bullet Bill", was a first-round draft pick of the Steelers in 1942 and finished his rookie season as the league's leading rusher with 696 yards, earning him all-league honors. In 1946, he became the NFL's first player to lead the league in four distinctly different statistical categories, including rushing, punt returns, interceptions and lateral passes attempted. That same year he was named the NFL's Most Valuable Player. Dudley was a two-time All-NFL selection during his nine-year career.

**WALT KIESLING**

Player [1937-39], Coach [1939-44, 1949-61] **ELECTED:** 1966

Walt Kiesling spent 34 years in the NFL as a player, assistant coach and head coach. In 1939, Kiesling got his first head coaching job with Pittsburgh. He led the Steelers to their first winning season in franchise history in 1942. Kiesling left coaching in 1944, but returned in 1954 with the Steelers. His teams earned a reputation for playing rugged, hard-hitting football.

STEELERS *in the Hall of Fame***BOBBY LAYNE**Quarterback [1958-62] **ELECTED**: 1967

Bobby Layne played five of his 15 NFL seasons with the Pittsburgh Steelers. He helped provide the Steelers with some of their finest seasons up to that point. Prior to Pittsburgh, Layne was a two-time All-NFL selection and was the league's scoring champion in 1956. His last-second touchdown pass won the 1953 NFL title game for the Detroit Lions.

**ERNIE STAUTNER**Defensive Tackle (1950-63) **ELECTED**: 1969

Ernie Stautner, considered one of the toughest players in league history by his teammates and opponents, was a nine-time Pro Bowl selection as he anchored Pittsburgh's defense for 14 seasons. He captured the NFL's Best Lineman Award in 1957 and was named all-league four times. Showing his gritty and hard-working attitude, Stautner missed just six games during his 14-year career despite having numerous broken ribs, shoulders, hands and a nose. The Steelers honored him by retiring his No. 70 jersey in 1964 following his retirement, and he became the first Steeler to have received that honor.

**JOE GREENE**Defensive Tackle [1969-81] **ELECTED**: 1987

The leader of the "Steel Curtain" defense during the 1970s, Joe Greene dominated the NFL during that decade and helped the Steelers to four Super Bowl victories. The team's No. 1 draft pick in 1969, Greene quickly became a presence in the league as he was named the NFL's Rookie of the Year and received the first of his 10 Pro Bowl invitations. He earned All-NFL honors five times and all-conference 11 straight years to begin his career. Greene was twice the league's Defensive Player of the Year and played a critical role in the Steelers' Super Bowl IX victory over the Minnesota Vikings with a pass interception and a fumble recovery. The Steelers retired Greene's No. 75 jersey during a halftime ceremony of the team's Nov. 2, 2014, game vs. Baltimore.

**JOHN HENRY JOHNSON**Fullback [1960-65] **ELECTED**: 1987

Originally drafted by the Pittsburgh Steelers in 1953, John Henry Johnson spent his first eight years in the NFL outside of the Steel City. However, Johnson enjoyed his finest seasons with the Steelers. In both 1962 and 1964, Johnson became the first Steeler to eclipse the 1,000-yard rushing barrier. After retiring in 1966 from the Houston Oilers, Johnson's 6,803 career rushing yards ranked him fourth at the time among the NFL's all-time top ground gainers behind only Jim Brown, Jim Taylor and Joe Perry.

**JACK HAM**Linebacker [1971-82] **ELECTED**: 1988

Playing all 12 seasons of his NFL career with the Pittsburgh Steelers, Jack Ham earned All-Pro or All-AFC honors in seven consecutive seasons (1973-79). He also was selected to play in eight straight Pro Bowls and was named the *Football News* Defensive Player of the Year in 1975. Ham won the starting linebacker job as a rookie and never looked back, playing in five AFC Championship games and three Super Bowls (sat out Super Bowl XIV due to injuries). His interception return against Oakland in the 1974 AFC Championship game that set up the Steelers' go-ahead touchdown, giving the team its first ever championship victory and a berth in Super Bowl IX.

STEELERS in the Hall of Fame

**MEL BLOUNT**

Cornerback (1970-83) **ELECTED:** 1989

Melvin Cornell Blount, the Steelers' third-round pick in 1970, had superior size, speed, strength and intelligence. His physical style of play is widely credited for changing NFL pass defense rules. Blount played 14 seasons and 200 regular-season games in Pittsburgh and his 57 interceptions remain a Steelers record. Blount played in five Pro Bowls and was named an All-Pro four times and the NFL defensive MVP in 1975.

**TERRY BRADSHAW**

Quarterback (1970-83) **ELECTED:** 1989

Terry Paxton Bradshaw was the top-overall pick in the 1970 NFL Draft. Bradshaw led the Steelers to eight AFC Central division and four Super Bowl titles while calling his own plays. Bradshaw was named MVP in Super Bowls XIII and XIV and NFL MVP in 1978. Bradshaw finished his career with 27,989 yards passing and 212 touchdowns.

**FRANCO HARRIS**

Running Back (1972-83) **ELECTED:** 1990

Franco Harris is the Steelers' all-time leading rusher with 11,950 yards and all-time leader in rushing touchdowns (91). Harris, the Steelers' first-round pick in 1972, was a big-power back who was on the receiving end of the "Immaculate Reception", which is widely recognized as the greatest play in NFL history. Harris was named Super Bowl IX MVP, after rushing for a then-record 158 yards and a touchdown.

**JACK LAMBERT**

Linebacker (1974-84) **ELECTED:** 1990

John Harold Lambert was a two-time NFL Defensive Player of the Year, eight-time All-Pro and nine-time Pro-Bowler. He led the team in tackles in every season except his last, when he missed extensive action due to a severe toe injury that forced him to retire. Lambert, the Steelers' second-round draft pick in 1974, was noted for his vicious tackling and is recognized as the premier linebacker of his era.

**CHUCK NOLL**

Coach (1969-91) **ELECTED:** 1993

Charles Henry Noll was the first NFL head coach to win four Super Bowls. Noll won a team record 209 games in 23 seasons with the Steelers. He led the Steelers to their first ever postseason victories and was responsible for drafting 11 Pro Football Hall of Fame players.

**MIKE WEBSTER**

Center (1974-88) **ELECTED:** 1997

Michael Lewis Webster spent his first 15 NFL seasons in a Steelers uniform. Webster was the leader of one of the most dominant offensive lines of his era. He was very durable, missing only six games in his first 16 seasons while playing in 150 consecutive games. Webster was a seven-time All-Pro and played in nine Pro Bowls.

STEELERS *in the Hall of Fame***LYNN SWANN**Wide Receiver [1974-82] **ELECTED:** 2001

Lynn Curtis Swann was the Steelers' first-round draft pick in 1974. Swann filled the highlight reels with his graceful moves and leaping ability. Swann was at his best in the team's biggest games, and earned MVP honors for his performance in Super Bowl X when he caught four passes for 161 yards and a touchdown. Swann finished his career with 336 receptions for 5,462 yards and 51 touchdowns.

**JOHN STALLWORTH**Wide Receiver [1974-87] **ELECTED:** 2002

Johnny Lee Stallworth was the Steelers' fourth-round draft pick in 1974. He had 12 postseason touchdown catches and 17 consecutive postseason games with a reception. Stallworth set Super Bowl records for career average-per-catch (24.4 yards) and for single-game average (40.3), set in Super Bowl XIV. A two-time team MVP, Stallworth retired as the Steelers' all-time leader in receptions (537) yards (8,723) 100-yards receiving games (25) and receiving touchdowns (63).

**ROD WOODSON**Cornerback [1987-96] **ELECTED:** 2009

Roderick Kevin Woodson was the Steelers' first-round draft pick in 1987. He was the 1993 NFL Defensive Player of the Year and a member of the NFL's 75th anniversary team. A three-time team MVP, Woodson ranks fourth in team history with 38 interceptions. Woodson was selected to seven Pro Bowls, six AP All-Pro teams and was named to the 1990s All-Decade team. He returned five interceptions, two punts and two kickoffs for scores.

**JACK BUTLER**Cornerback [1951-59] **ELECTED:** 2012

John Bradshaw Butler played in 103 games as a cornerback for the Pittsburgh Steelers and was selected to the NFL's All-Decade Team of the 1950s. When he retired, Butler ranked as the NFL's second all-time leader with 52 career interceptions. The Pittsburgh native registered 827 return yards on interceptions, returning four for touchdowns. Butler also returned one fumble for a touchdown. Despite recording 25 interceptions in his first four seasons, Butler was not selected to his first of four career Pro Bowls until 1955. A season later he was named second-team All-NFL and would go on to earn first-team All-NFL honors in each of the following three seasons.

**DERMONTTI DAWSON**Center [1988-2000] **ELECTED:** 2012

Dermontti Fara Dawson was a second-round draft pick by the Steelers in 1988 and played guard as a rookie before replacing Hall of Famer Mike Webster at center in 1989. Dawson started for the majority of a 13-year career that saw him play in 184 games during the regular season, including 170 consecutive, the third longest streak in franchise history. He was named to seven consecutive Pro Bowls (1993-99), was a first team All-Pro for six straight years (1993-98) and was named to the NFL's All-Decade Team of the 1990s. During Dawson's 13-year career, which ties for the third-most seasons played in franchise history, he helped the Steelers win five division titles, appear in three AFC Championships and one Super Bowl, and record a winning record nine times.

**JEROME BETTIS**Running Back [1996-2005] **ELECTED:** 2015

Jerome Abram Bettis, Sr., "The Bus" was traded to the Steelers from the St. Louis Rams prior to the start of the 1996 season. He played in 192 regular-season games in his 13-year career, registering the sixth-most rushing yards (13,662) in NFL history. He eclipsed the 100-yard mark 61 times in the regular season and three times in the postseason. Bettis scored 78 rushing touchdowns as a Steeler, the second-most in franchise history. His career accolades include six Pro Bowls, first-team All-Pro twice, second-team All-Pro once and he was named the NFL's Comeback Player of the Year in 1996. He ended his career with a victory in his hometown of Detroit, Mich., as the Steelers captured their fifth Lombardi trophy in Super Bowl XL.

Home: Other Hall of Famers who spent part of their careers with the Steelers include: **CAL HUBBARD** [Player 1936, elected 1963], **MARION MOTLEY** [Player 1955, elected 1968], **EARLE [GREASY] NEALE** [Coach 1943, elected 1969], **BILL HEWITT** [Player 1943, elected 1971], **LEN DAWSON** [Player 1957-1959, elected 1987] and **DICK LEBAEU** [Coached from 1992-1996, 2004-14, elected 2010].

STEELERS All-Time Uniforms



1933



1943

1934

1954



1960



1963



1967

MEDIA INFORMATION

FOOTBALL STAFF

2015 PLAYERS

2014 IN REVIEW

STEELERS HISTORY

RECORDS

STEELERS *All-Time Uniforms*



STEELERS Postseason Experience

STEELERS WITH POSTSEASON EXPERIENCE AS STEELERS (42)

15 games	(1)	QB Ben Roethlisberger
13 games	(2)	LB James Harrison, TE Heath Miller
10 games	(1)	LS Greg Warren
9 games	(2)	CB William Gay, LB Lawrence Timmons
8 games	(1)	TE Matt Spaeth
5 games	(3)	WR Antonio Brown, G Ramon Foster, K Shaun Suisham
4 games	(1)	S Will Allen
3 games	(1)	C Maurkice Pouncey
2 game	(3)	DT Marcus Gilbert, DE Cameron Heyward, DT Steve McLendon
1 game	(27)	OT Mike Adams, WR/RB Dri Archer, T/G Kelvin Beachum, CB Antwon Blake, WR Martavis Bryant, G David DeCastro, LB Terence Garvin, S Robert Golden, QB Bruce Gradkowski, WR Darrius Heyward-Bey, FB Will Johnson, LB Jarvis Jones, RB Josh Harris, DT Daniel McCullers, S Mike Mitchell, LB Arthur Moats, LB Ryan Shazier, LB Sean Spence, DT Cam Thomas, S Shamarko Thomas, DE Stephon Tuitt, S Ross Ventrone, C/G Cody Wallace, CB B.W. Webb, WR Markus Wheaton, LB Vince Williams, P Brad Wing

STEELERS WITH POSTSEASON EXPERIENCE ON OTHER NFL TEAMS (8)

4 games	(1)	RB DeAngelo Williams [Carolina]
2 games	(4)	S Will Allen [Tampa Bay], DE Clifton Geathers [Indianapolis/Philadelphia], K Shaun Suisham [Washington/Dallas], DT Cam Thomas [San Diego]
1 game	(3)	WR Darrius Heyward-Bey [Indianapolis], LB James Harrison [Cincinnati], S Mike Mitchell [Carolina]



> CAMERON HEYWARD

Notes: LB James Harrison [ankle] missed the 2005 Divisional Game and the 2005 AFC Championship Game...S Will Allen [knee] missed the 2010 AFC Championship Game...C Maurkice Pouncey [ankle] missed Super Bowl XLV and the 2011 AFC Wild Card Game...CB Cortez Allen [shoulder] missed the 2011 AFC Wild Card Game and was on the team's Reserve/Injured List for the 2014 postseason...QB Bruce Gradkowski did not play in the Tampa Bay Buccaneers (2007) or Cincinnati Bengals postseason games (2011-2012)...RB Le'Veon Bell [knee] missed the 2014 Wild Card Game.

STEELERS in the Postseason (33-23)



Sunday, January 16, 1978
Kokomo 7:00 PM EST

Year	Record	Game	Date	Opponent	Attendance	Steelers	Opp.	Result
1947	8-4	Eastern Division Playoff	12/21/47	Philadelphia	35,729	0	21	L
1962	9-5	Playoff Bowl	1/6/63	Detroit	36,284	10	17	L
1972	11-3	AFC Divisional Playoff	12/23/72	Oakland	50,327	13	7	W
		AFC Championship	12/31/72	Miami	50,845	17	21	L
1973	10-4	AFC Divisional Playoff	12/22/73	at Oakland	52,646	14	33	L
1974	10-3-1	AFC Divisional Playoff	12/22/74	Buffalo	49,841	32	14	W
		AFC Championship	12/29/74	at Oakland	53,800	24	13	W
		Super Bowl IX	1/12/75	Minnesota	80,997	16	6	W
1975	12-2	AFC Divisional Playoff	12/27/75	Baltimore	49,557	28	10	W
		AFC Championship	1/4/76	Oakland	50,609	16	10	W
		Super Bowl X	1/18/76	Dallas	80,187	21	17	W
1976	10-4	AFC Divisional Playoff	12/19/76	at Baltimore	59,296	40	14	W
		AFC Championship	12/26/76	at Oakland	53,821	7	24	L
1977	9-5	AFC Divisional Playoff	12/24/77	at Denver	75,059	21	34	L
1978	14-2	AFC Divisional Playoff	12/30/78	Denver	50,230	33	10	W
		AFC Championship	1/7/79	Houston	50,725	34	5	W
		Super Bowl XIII	1/21/79	Dallas	79,484	35	31	W
1979	12-4	AFC Divisional Playoff	12/30/79	Miami	50,214	34	14	W
		AFC Championship	1/6/80	Houston	50,475	27	13	W
		Super Bowl XIV	1/20/80	L.A. Rams	103,985	31	19	W
1982	6-3	AFC Tournament	1/9/83	San Diego	53,546	28	31	L
1983	10-6	AFC Divisional Playoff	1/1/84	at L.A. Raiders	90,380	10	38	L
1984	9-7	AFC Divisional Playoff	12/30/84	at Denver	74,981	24	17	W
		AFC Championship	1/6/85	at Miami	76,029	28	45	L
1989	9-7	AFC Wild Card Game	12/31/89	at Houston	58,306	26	23	W (OT)
		AFC Divisional Playoff	1/7/90	at Denver	75,868	23	24	L
1992	11-5	AFC Divisional Playoff	1/9/93	Buffalo	60,407	3	24	L
1993	9-7	AFC Wild Card Game	1/8/94	at Kansas City	75,868	24	27	L (OT)
1994	12-4	AFC Divisional Playoff	1/7/95	Cleveland	58,185	29	9	W
		AFC Championship	1/15/95	San Diego	61,545	13	17	L
1995	11-5	AFC Divisional Playoff	1/6/96	Buffalo	50,072	40	21	W
		AFC Championship	1/14/96	Indianapolis	61,062	20	16	W
		Super Bowl XXX	1/28/96	Dallas	76,347	17	27	L
1996	10-6	AFC Wild Card Game	12/29/96	Indianapolis	58,078	42	14	W
		AFC Divisional Playoff	1/5/97	at New England	60,188	3	28	L
1997	11-5	AFC Divisional Playoff	1/3/98	New England	61,228	7	6	W
		AFC Championship	1/11/98	Denver	61,382	21	24	L
2001	13-3	AFC Divisional Playoff	1/20/02	Baltimore	63,976	27	10	W
		AFC Championship	1/27/02	New England	64,704	17	24	L
2002	10-5-1	AFC Wild Card Game	1/5/03	Cleveland	62,595	36	33	W
		AFC Divisional Playoff	1/11/03	at Tennessee	68,809	31	34	L (OT)
2004	15-1	AFC Divisional Playoff	1/15/05	N.Y. Jets	64,915	20	17	W (OT)
		AFC Championship	1/23/05	New England	65,242	27	41	L
2005	11-5	AFC Wild Card Game	1/8/06	at Cincinnati	65,870	31	17	W
		AFC Divisional Playoff	1/15/06	at Indianapolis	57,449	21	18	W
		AFC Championship	1/22/06	at Denver	76,174	34	17	W
		Super Bowl XL	2/5/06	Seattle	68,206	21	10	W
2007	10-6	AFC Wild Card Game	1/5/08	Jacksonville	63,629	29	31	L
2008	12-4	AFC Divisional Game	1/11/09	San Diego	63,899	35	24	W
		AFC Championship Game	1/18/09	Baltimore	65,350	23	14	W
		Super Bowl XLIII	2/1/09	Arizona	70,774	27	23	W
2010	12-4	AFC Divisional Playoff	1/15/11	Baltimore	64,879	31	24	W
		AFC Championship Game	1/23/11	N.Y. Jets	66,662	24	19	W
		Super Bowl XLV	2/6/11	Green Bay	103,219	25	31	L
2011	12-4	AFC Wild Card Game	1/8/12	at Denver	75,970	23	29	L (OT)
2014	11-5	AFC Wild Card Game	1/3/15	Baltimore	62,780	17	30	L

● AFC Central Champion ● AFC Champion ● AFC North Champion

STEELERS Longest Plays

LONGEST RUNS FROM SCRIMMAGE

- 97t Bobby Gage [12/4/49 at Chicago Bears]
 87t John Henry Johnson [12/11/60 vs. Philadelphia]
 85t John Fuqua [12/20/70 at Philadelphia]
81 Le'Veon Bell [9/21/14 at Carolina]
 80t Willie Parker [12/24/05 at Cleveland]
 80t Kordell Stewart [12/22/96 at Carolina]
 77t Dick Hoak [10/20/68 vs. New Orleans]
 76 Jonathan Dwyer [10/9/11 vs. Tennessee]
 76 Willie Parker [11/12/06 vs. New Orleans]
 75t* Willie Parker [2/5/06 vs. Seattle]
 75t Franco Harris [11/19/72 at Cleveland]
 75 Sidney Thornton [9/23/79 vs. Baltimore]
 75 Buist Warren [11/11/45 vs. Chicago Cardinals]

LONGEST PASS PLAYS

- 95t Ben Roethlisberger to Mike Wallace [10/23/11 at Arizona]**
94t Ben Roethlisberger to Martavis Bryant [12/7/14 at Cincinnati]
 90t Kordell Stewart to Bobby Shaw [12/16/01 at Baltimore]
 90t Bubby Brister to Dwight Stone [10/14/90 at Denver]
 90t Terry Bradshaw to Mark Malone [11/8/81 at Seattle]
 89t Neil O'Donnell to Dwight Stone [9/1/91 vs. San Diego]
 89t Bubby Brister to Louis Lipps [11/13/88 vs. Philadelphia]
 88t Rudy Bukich to Buddy Dial [10/22/61 vs. Cleveland]
87t Charlie Batch to Heath Miller [9/7/06 vs. Miami]
 87t Terry Bradshaw to Dave Smith [12/6/70 vs. Green Bay]
 87t Bill Nelsen to Gary Ballman [11/28/65 vs. Cleveland]
85t Ben Roethlisberger to Hines Ward [9/25/05 vs. New England]
 84t Mike Tomczak to Charles Johnson [12/24/94 at San Diego]
 84t Ron Smith to Roy Jefferson [9/18/66 vs. Detroit]
83t Ben Roethlisberger to Antonio Holmes [12/20/07 at St. Louis]
82t Ben Roethlisberger to Mike Wallace [10/11/12 at Tennessee]
81t Ben Roethlisberger to Mike Wallace [9/25/11 at Indianapolis]
 81t Josh Miller to Chris Hope [12/28/03 at Baltimore]
 81t Terry Bradshaw to Ron Shanklin [11/29/70 vs. Cleveland]
80t Ben Roethlisberger to Martavis Bryant [11/9/14 at N.Y. Jets]
 80t Bubby Brister to Louis Lipps [12/4/88 at Houston]
 80t Bubby Brister to Louis Lipps [9/11/88 at Washington]
 80t David Woodley to Louis Lipps [9/2/84 vs. Kansas City]
 80t Merlin Condit to Bill Dudley [10/27/46 at Boston]

LONGEST PUNTS

- 82 Joe Geri [11/20/49 at Green Bay]
 79 Drew Butler [12/9/12 vs. San Diego]
 75 Bobby Joe Green [1960]
 Josh Miller [12/2/99 at Jacksonville]
74 Brad Wing [12/7/14 at Cincinnati]
 Craig Colquitt [12/7/81 at Oakland]
 Bob Cifers [1947]
 73 Josh Miller [9/20/98 at Miami]
 72 Josh Miller [11/30/03 vs. Cincinnati]
 Josh Miller [10/26/97 vs. Jacksonville]

LONGEST PUNT RETURNS

- 90 Brady Keys [9/20/64 vs. N.Y. Giants]
 84t Antwaan Randle El [10/26/03 vs. St. Louis]
 82 Brady Keys [9/22/63 vs. N.Y. Giants]
 81t Antwaan Randle El [1/1/06 vs. Detroit]
 80t Rod Woodson [10/25/92 at Kansas City]
 80t Roy Jefferson [11/10/68 at St. Louis]
 76t Louis Lipps [11/19/84 at New Orleans]
 72 Antwaan Randle El [12/18/05 at Minnesota]
 72t Antwaan Randle El [10/16/05 vs. Jacksonville]
 72t Andre Hastings [9/10/95 at Houston]

* Playoff Game



LONGEST KICKOFF RETURNS

- 101t Don McCall [11/23/69 at Minnesota]
 99t Antwaan Randle El [10/13/02 at Cincinnati]
 98t Allen Rossum [9/23/07 vs. San Francisco]
 98t Will Blackwell [12/24/00 at San Diego]
 97t Will Blackwell [10/5/97 at Baltimore]
 96t Billy Wells [10/13/57 vs. Chicago Cardinals]
 95t Larry Anderson [10/15/78 at Cleveland]
 94t Mike Collier [10/26/75 at Green Bay]
 93t Jim Butler [10/30/66 at Dallas]
 93t Lynn Chandnois [10/3/53 vs. N.Y. Giants]
 93t Lynn Chandnois [10/12/52 at Philadelphia]

LONGEST INTERCEPTION RETURNS

- 100t* James Harrison [2/1/09 vs. Arizona]
 99t Martin Kottler [9/27/33 vs. Chicago Cardinals]
 91 Jack Hinkle [10/9/43 vs. N.Y. Giants]
89 Lawrence Timmons [11/30/08 at New England]
 86t Glen Edwards [9/30/73 at Houston]
 84t Joey Porter [9/15/02 vs. Oakland]
 82t Keyaron Fox [10/25/09 vs. Minnesota]
 82t Jim Bradshaw [10/24/65 at Philadelphia]
 82t Tony Compagno [11/7/48 vs. Green Bay]
 81t Russ Craft [10/17/54 vs. Cleveland]
 80t Bill Dudley [11/3/46 vs. Washington]

LONGEST FIELD GOALS

- 55 Kris Brown [10/14/01 at Kansas City]
 Gary Anderson [11/25/84 vs. San Diego]
 54 Gary Anderson [12/8/91 at Houston]
53 Shaun Suisham [11/9/14 at N.Y. Jets]
 Jeff Reed [11/8/10 at Cincinnati]
 Jeff Reed [9/21/08 at Philadelphia]
 Gary Anderson [10/21/84 at Indianapolis]
52 Shaun Suisham [10/11/12 at Tennessee]
 Jeff Reed [9/12/10 vs. Atlanta]
 Kris Brown [9/30/01 at Buffalo]
 Kris Brown [12/11/00 vs. Philadelphia]
 Norm Johnson [11/9/97 vs. Baltimore]
 Gary Anderson [11/13/88 vs. Philadelphia]
 Gary Anderson [11/22/87 at Cincinnati]
 Gary Anderson [11/17/85 at Houston]

LONGEST FUMBLE RETURNS

- 102t Travis Davis [12/26/99 vs. Carolina]
 94t Greg Best [10/16/83 vs. Cleveland]

LONGEST BLOCKED KICK RETURNS

- 83t Dale Dodrill [12/14/52 at L.A. Rams]

STEELERS OPPONENT *Longest Plays*

LONGEST RUNS FROM SCRIMMAGE

94t	O.J. Simpson (10/29/72 at Buffalo)
93t	Terrelle Pryor (10/27/13 at Oakland)
88t	O.J. Simpson (9/28/75 vs. Buffalo)
88t	Parker Hall (10/29/39 vs. Cleveland Rams)
82t	Derrick Alexander (12/18/99 vs. Kansas City)
79t	Ollie Matson (11/25/56 vs. Chicago Cardinals)
78t	Kevan Barlow (11/17/03 at San Francisco)
78t	Curtis Martin (1/5/97 at New England)
77t	Greg Bell (12/15/85 vs. Buffalo)
72t	Javon Walker (11/5/06 vs. Denver)
65t	James Brooks (10/8/89 vs. Cincinnati)
65	Joe Morris (12/21/85 at N.Y. Giants)

LONGEST PASS PLAYS

99t	Frank Filchock to Andy Farkas (10/15/39 vs. Washington Redskins)
98t	Earl Morrill to Homer Jones (9/11/66 vs. N.Y. Giants)
96t	Frank Ryan to Ollie Matson (10/1/61 vs. Cleveland Rams)
88t	Steve Beuerlein to Patrick Jeffers (12/26/99 vs. Carolina)
88t	Dave Ryan to John Greene (11/10/46 at Detroit)
87t	Norm Snead to Timmy Brown (10/4/64 at Philadelphia)
86t	Drew Bledsoe to Terry Glenn (12/6/98 vs. New England)
86t	Boomer Esiason to Eddie Brown (11/6/88 at Cincinnati)
86t	Bob Griese to Paul Warfield (11/14/71 at Miami)
84t	Greg Landry to Ron Jessie (9/16/73 vs. Detroit)
83t	Kelly Holcomb to Kevin Johnson (1/5/03 vs. Cleveland)
83t	Aaron Rodgers to Greg Lewis (12/30/09 vs. Green Bay)
82t	Len Dawson to Otis Taylor (10/18/71 at Kansas City)
81t	Andy Dalton to A.J. Green (12/7/14 at Cincinnati)
81t	Jack Trudeau to Jessie Hester (11/22/92 vs. Indianapolis)
81t	Tom Brady to Aaron Dobson (11/3/13 at New England)
80t	Zach Mettenberger to Nate Washington (11/17/14 at Tennessee)
80t	Tim Tebow to Demaryius Thomas (1/8/12 at Denver)
80t	Peyton Manning to Marvin Harrison (11/28/05 at Indianapolis)
80t	Todd Bouman to Michael Bennett (12/2/01 vs. Minnesota)

LONGEST PUNTS

84	Harry Newsome (12/20/92 vs. Minnesota)
78	Craig Henrich (1/2/00 vs. Tennessee)
71	Todd Sauerbrun (9/13/98 vs. Chicago)
69	Ryan Duigley (11/9/14 at N.Y. Jets)
	Greg Coleman (9/21/86 at Minnesota)
68	Dan Pastorini (11/9/75 vs. Houston)
67	Kevin Huber (12/12/10 vs. Cincinnati)
	Kyle Larson (9/24/06 vs. Cincinnati)
66	Brandon Fields (10/24/10 at Miami)
	Andy Lee (9/23/07 vs. San Francisco)
	Darren Bennett (10/1/95 vs. San Diego)
65	Brad Nortman (9/21/14 at Carolina)
	Bryan Barker (10/1/00 at Jacksonville)
	Louie Aguiar (9/13/92 vs. N.Y. Jets)
	Lee Johnson (11/17/85 at Houston)
	Jerrel Wilson (11/12/72 vs. Kansas City)

LONGEST PUNT RETURNS

96t	Bill Dudley (12/3/50 vs. Washington)
94t	Charlie Rogers (9/26/99 vs. Seattle)
91t	Eric Metcalf (10/24/93 at Cleveland)
90t	Bob Hayes (12/8/68 at Dallas)
87t	Dennis Northcutt (11/2/02 at Cleveland)
87t	Tommy Vigorito (9/10/81 at Miami)
87t	Rick Upchurch (11/6/77 at Denver)
81t	Robbie Martin (11/24/83 at Detroit)
75t*	Santana Moss (1/15/05 vs. N.Y. Jets)

LONGEST KICKOFF RETURNS

108t	Jacoby Jones (11/12/14 vs. Baltimore)
103t	Gayle Sayers (9/17/67 vs. Chicago)
100t	Joshua Cribbs (11/11/07 vs. Cleveland)
100t	Dante Hall (9/14/03 at Kansas City)
100t	Gerald McNeil (10/5/86 vs. Cleveland)
100t	Larry Krause (12/6/70 vs. Green Bay)
99t	Gaston Green (10/29/90 vs. L.A. Rams)
98t	Joshua Cribbs (10/18/09 vs. Cleveland)
98t	Ned Mathews (11/21/43 vs. Detroit)
97t	Brad Smith (12/19/10 vs. N.Y. Jets)
97t	Jamaal Charles (11/22/09 at Kansas City)
97t	Brian Mitchell (9/7/97 vs. Washington)
97t	Tony Smith (9/27/93 at Atlanta)
97t	Boyce Green (12/21/86 at Kansas City)
97t	Jo Jo Townsell (12/13/86 at N.Y. Jets)
97t	Bobby Humphrey (9/6/84 at N.Y. Jets)
97t	Carl Roaches (9/18/83 at Houston)

LONGEST INTERCEPTION RETURNS

100t	Chris Carr (10/29/06 at Oakland)
97t	Darryl Williams (11/7/93 at Cincinnati)
95t	Don Doll (10/8/49 vs. Detroit)
94t	Irv Cross (1/25/64 at Philadelphia)
94	Andy Studebaker (11/22/09 at Kansas City)
92t	Leo Sanford (9/26/55 vs. Chicago Cardinals)
91t	Hal Van Every (11/23/41 vs. Green Bay)
90t	Bob "Tulsa" Smith (11/9/52 vs. Detroit)
87	Joe Blahak (12/9/73 vs. Houston)
83t	Michael Griffin (12/21/08 at Tennessee)
83t	Don Perkins (10/8/44 vs. Green Bay)
77t	Mike Brim (9/13/92 vs. N.Y. Jets)
77t	Woodrow Lowe (11/25/79 at San Diego)
77t	Paul Krause (11/23/69 at Minnesota)
75t	Daylon McCutcheon (10/5/03 vs. Cleveland)
75t	Brian Washington (10/2/88 vs. Cleveland)
75t*	Vernon Perry (1/6/80 vs. Houston)
75t	George Sauer (11/24/35 vs. Green Bay)

LONGEST FIELD GOALS

54	Blair Walsh (9/29/13 vs. Minnesota [London])
	Tony Zendejas (9/12/93 at L.A. Rams)
53	Mike Hollis (10/8/95 at Jacksonville)
	Sam Baker (12/18/63 at Dallas)
52	Jeff Wilkins (12/20/07 at St. Louis)
	Richie Cunningham (8/31/97 vs. Dallas)
	Mike Hollis (9/1/96 at Jacksonville)
	Steve Christie (11/14/94 vs. Buffalo)
	Eddie Murray (10/25/92 at Kansas City)
	Pat Leahy (9/6/84 at N.Y. Jets)
	Grant Guthrie (10/11/70 vs. Buffalo)

LONGEST FUMBLE RETURNS

89t	Don Paul (11/10/57 at Cleveland)
88t	Keith McKenzie (11/9/98 vs. Green Bay)
78t	Quentin Coryatt (9/18/94 vs. Indianapolis)
72t	Wendell Harris (9/11/66 vs. N.Y. Giants)
70t	Al Smith (12/8/91 at Houston)
70t	Barney Bussey (11/18/90 at Cincinnati)
65t	Thomas Howard (9/6/81 vs. Kansas City)

LONGEST BLOCKED KICK RETURNS

78t	Lloyd Burruss (12/21/86 vs. Kansas City)
58t	Chris Hudson (9/22/97 at Jacksonville)

*Playoff Game

STEELERS HISTORY [Coldest/Warmest Games, Records at Heinz Field]

STEELERS COLDEST GAMES

Date	Team	W-L	Score	Temp.
Sun., Dec. 10, 1977	at Cincinnati	L	17-10	2°
Sun., Dec. 17, 1989	New England	W	28-10	5°
Sun., Jan. 23, 2005*	New England	L	41-27	11°
Thurs., Dec. 10, 2009	at Cleveland	L	13-6	15°
Sun., Jan. 4, 1976*	Oakland	W	16-10	16°
Sun., Jan. 23, 2011*	N.Y. Jets	W	24-19	17°
Sun., Nov. 24, 2013	at Cleveland	W	27-11	20°
Thurs., Dec. 7, 2006	Cleveland	W	27-7	20°
Sun., Dec. 30, 2001	at Cincinnati	L	26-23 (OT)	20°
Sun., Dec. 18, 1983	at Cleveland	L	30-17	20°
Sun., Jan. 20, 2002*	Baltimore	W	27-10	21°
Sun., Dec. 7, 2008	Dallas	W	20-13	22°
Sun., Dec. 15, 1985	Buffalo	W	30-24	22°
Sun., Dec. 12, 1982	at Buffalo	L	13-0	22°
Sun., Jan. 6, 1980*	Houston	W	27-13	22°

*Playoff game

STEELERS WARMEST GAMES

Date	Team	W-L	Score	Temp.
Sun., Oct. 9, 1988	at Phoenix	L	31-14	94°
Sun., Sept. 20, 1992	at San Diego	W	23-6	92°
Sun., Sept. 6, 1998	at Baltimore	W	20-13	91°
Sun., Sept. 18, 1995	at Miami	L	23-10	91°
Sun., Sept. 18, 2005	at Houston	W	27-7	90°
Sun., Sept. 26, 2010	at Tampa Bay	W	38-13	90°

STEELERS RECORDS AT HEINZ FIELD

Overall Record

88-34-1 (Regular season: 81-30-1; Postseason: 7-4)

Steelers Biggest Wins-Worst Losses

Biggest Win: 38 points (45-7) [10/15/06 vs. Kansas City]

Worst Loss: 24 points (7-31) [12/24/06 vs. Baltimore]

Largest Regular-Season Crowd

Attendance: 65,597 [10/25/09 vs. Minnesota]

Largest Postseason Crowd

Attendance: 66,662 [1/23/11 vs. N. Y. Jets]

Most Yards Passing

522 Ben Roethlisberger [10/26/14 vs. Indianapolis]

Most Touchdown Passes

6 Ben Roethlisberger [11/2/14 vs. Baltimore; 10/26/14 vs. Indianapolis]

Most Passes Completed

40 Ben Roethlisberger [10/26/14 vs. Indianapolis]

Most Passing Attempts

58 Ben Roethlisberger [11/30/14 vs. New Orleans]

Longest Pass Play

87t Charlie Batch to Heath Miller [9/7/06 vs. Miami]

Most Receptions

13 Hines Ward [11/30/03 vs. Cincinnati]

Most Yards Receiving

253 Plaxico Burress [11/10/02 vs. Atlanta]

196 Antonio Brown [9/22/13 vs. Chicago]

Most Yards Receiving By An Opponent

179 Calvin Johnson [11/17/13 vs. Detroit]

Most Yards Rushing

223 Willie Parker [12/7/06 vs. Cleveland]

Most Yards Rushing By An Opponent

147 Fred Taylor [12/16/07 vs. Jacksonville]

Most Rushing Attempts

37 Amos Zereoue [11/10/02 vs. Atlanta]

33 Jerome Bettis [11/7/04 vs. Philadelphia]

Longest Rushing Play

76 Jonathan Dwyer [10/9/11 vs. Tennessee]
Willie Parker [11/12/06 vs. New Orleans]

Most Quarterback Sacks (Individual)

3.5 James Harrison [11/5/07 vs. Baltimore]

Most Quarterback Sacks (Team)

6 [12/21/14 vs. Kansas City; 12/23/12 vs. Cincinnati; 11/21/10 vs. Oakland; 10/17/10 vs. Cleveland; 11/5/07 vs. Baltimore; 9/24/06 vs. Cincinnati; 12/15/02 vs. Carolina; 12/23/01 vs. Detroit]

Longest Fumble Return

77t LaMarr Woodley [10/25/09 vs. Minnesota]

Longest Interception Return

84 Joey Porter [9/15/02 vs. Oakland]

Longest Kickoff Return

98t Allen Rossum [9/23/07 vs. San Francisco]

Longest Kickoff Return for a TD

98t Allen Rossum [9/23/07 vs. San Francisco]

Longest Punt Return

84t Antwaan Randle El [10/26/03 vs. St. Louis]

Longest Punt Return for a TD

84t Antwaan Randle El [10/26/03 vs. St. Louis]

Longest Punt

79 Drew Butler [12/9/12 vs. San Diego]

Longest Field Goal

52 Jeff Reed [9/12/10 vs. Atlanta]

Coldest Game

11° [1/23/05 vs. New England]

17° [1/23/11 vs. N.Y. Jets]

● Overtime ○ Postseason ◯ Heinz Field Attendance Record



BEN ROETHLISBERGER

STEELERS HISTORY *(Attendance, Records at Three Rivers Stadium)*

STEELERS ATTENDANCE AT THREE RIVERS STADIUM

Year	Total	Average	Year	Total	Average
1970	318,698	[45,528]	1986	414,937	[51,867]
1971	323,812	[46,259]	1987	353,402	[50,486]
1972	340,549	[48,650]	1988	396,044	[49,506]
1973	377,640	[47,205]	1989	383,494	[47,937]
1974	325,457	[46,494]	1990	434,769	[54,346]
1975	341,205	[46,744]	1991	406,935	[50,867]
1976	330,620	[47,231]	1992	427,282	[53,410]
1977	337,156	[48,165]	1993	440,927	[55,116]
1978	380,258	[47,532]	1994	461,272	[57,659]
1979	391,931	[48,991]	1995	455,913	[56,989]
1980	424,106	[53,013]	1996	466,944	[58,368]
1981	420,964	[52,621]	1997	462,532	[57,817]
1982	208,890	[52,223]	1998	464,619	[58,077]
1983	462,587	[57,823]	1999	416,618	[52,077]
1984	447,288	[55,911]	2000	440,428	[55,053]
1985	436,069	[54,509]			



STEELERS RECORDS AT THREE RIVERS STADIUM

Overall Record

182-73 (Includes Regular & Postseason Games)

Steelers Biggest Wins-Worst Losses

Biggest Win: 42 points [45-3] [9/8/85 vs. Indianapolis]

Worst Loss: 51 points [0-51] [9/10/89 vs. Cleveland]

Largest Postseason Crowd

Attendance 61,545 [1/15/94 vs. San Diego]

Largest Regular Season Crowd

Attendance 60,808 [12/18/94 vs. Cleveland]

Most Yards Passing

374 Mark Malone [9/30/85 vs. Cincinnati]

Most Touchdown Passes

5 Mark Malone [9/8/85 vs. Indianapolis]

Most Passes Completed

30 Terry Bradshaw [11/25/79 vs. Cleveland]

Neil O'Donnell [10/19/95 vs. Cincinnati]

Most Passing Attempts

52 Neil O'Donnell [10/19/95 vs. Cincinnati]

Longest Pass Play

89t Neil O'Donnell to Dwight Stone [9/1/91 vs. San Diego]

Most Receptions

14 Courtney Hawkins [11/1/98 vs. Tennessee]

Most Yards Receiving

196 Yancey Thigpen [10/26/97 vs. Jacksonville]

Most Yards Receiving by an Opponent

258 Dadrly Ismail [12/12/99 vs. Baltimore]

Most Yards Rushing

190 Barry Foster [9/13/92 vs. N.Y. Jets]

Most Yards Rushing by an Opponent

234 Fred Taylor [11/19/00 vs. Jacksonville]

Most Rushing Attempts

41 Franco Harris [10/17/76 vs. Cincinnati]

Longest Rushing Play

75 Sidney Thornton [9/23/79 vs. Baltimore]

Most Quarterback Sacks

4.5 Chad Brown [10/13/96 vs. Cincinnati]

L.C. Greenwood [11/25/79 vs. Cleveland]

Most Quarterback Sacks (Team)

10 [10/13/96 vs. Cincinnati]

Longest Fumble Return

102t Travis Davis [12/26/99 vs. Carolina]

Longest Kick Return

95t Larry Anderson [11/25/79 vs. Cleveland]

Longest Punt Return

67 John Stagger [9/26/71 vs. Cincinnati]

Longest Punt Return for a TD

53 Hank Pate [12/16/00 vs. Washington]

Longest Punt

72 Josh Miller [10/26/97 vs. Jacksonville]

Longest Field Goal

55 Gary Anderson [11/25/84 vs. San Diego]

Coldest Game

5° [12/17/89 vs. New England]

STEELERS HISTORY (Monday, Thursday, Saturday, Sunday Night)

STEELERS ON MONDAY NIGHT (Overall: 42-24, Home: 25-5, Away 17-19)

11/2/70	Cincinnati	21-10	[W]	10/3/94	Houston	30-14	[W]
10/18/71	at Kansas City	38-16	[L]	11/14/94	Buffalo	23-10	[W]
11/5/73	Washington	21-16	[W]	9/18/95	at Miami	23-10	[L]
12/3/73	at Miami	30-26	[L]	11/13/95	Cleveland	20-3	[W]
10/28/74	Atlanta	24-17	[W]	9/16/96	Buffalo	24-6	[W]
11/25/74	at New Orleans	28-7	[W]	10/7/96	at Kansas City	17-7	[W]
11/24/75	at Houston	32-9	[W]	11/25/96	at Miami	24-17	[W]
10/4/76	at Minnesota	17-6	[L]	9/22/97	at Jacksonville	30-21	[L]
9/19/77	San Francisco	27-0	[W]	11/3/97	at Kansas City	13-10	[L]
10/17/77	Cincinnati	20-14	[W]	10/26/98	at Kansas City	20-13	[W]
10/23/78	Houston	24-17	[L]	11/9/98	Green Bay	27-20	[W]
11/27/78	at San Francisco	24-7	[W]	12/28/98	at Jacksonville	21-3	[L]
9/3/79	at New England	16-13	ot[W]	10/25/99	Atlanta	13-9	[W]
10/22/79	Denver	42-7	[W]	10/29/01	Tennessee	34-7	[W]
12/10/79	at Houston	20-17	[L]	9/9/02	at New England	34-14	[L]
10/20/80	Oakland	45-34	[L]	10/21/02	Indianapolis	28-10	[W]
12/22/80	at San Diego	26-17	[L]	12/23/02	at Tampa Bay	17-7	[W]
10/26/81	Houston	26-13	[W]	11/17/03	at San Francisco	30-14	[L]
12/7/81	at Oakland	30-27	[L]	10/10/05	at San Diego	24-22	[W]
9/13/82	at Dallas	36-28	[W]	10/31/05	Baltimore	20-19	[W]
10/10/83	at Cincinnati	24-14	[W]	11/28/05	at Indianapolis	26-7	[L]
11/1/84	Cincinnati	38-17	[W]	9/18/06	at Jacksonville	9-0	[L]
11/19/84	at New Orleans	27-24	[L]	11/5/07	Baltimore	38-7	[W]
9/16/85	at Cleveland	17-7	[L]	11/26/07	Miami	3-0	[W]
9/30/85	Cincinnati	37-24	[L]	9/29/08	Baltimore	23-20	ot[W]
9/15/86	Denver	21-10	[L]	11/3/08	at Washington	23-6	[W]
10/13/86	at Cincinnati	24-22	[L]	11/9/09	at Denver	28-10	[W]
10/29/90	L.A. Rams	41-10	[W]	11/8/10	at Cincinnati	27-21	[W]
10/14/91	N.Y. Giants	23-20	[L]	12/19/11	at San Francisco	20-3	[L]
10/19/92	Cincinnati	20-0	[W]	11/12/12	vs. Kansas City	16-13	ot[W]
9/27/93	at Atlanta	45-17	[W]	9/16/13	at Cincinnati	20-10	[L]
11/15/93	Buffalo	23-0	[W]	10/20/14	Houston	30-23	[W]
12/13/93	at Miami	21-20	[W]	11/17/14	at Tennessee	27-24	[W]

SUNDAY NIGHT (Overall: 22-20, Home: 9-7, Away 13-13)

11/12/78	at L.A. Rams	10-7	[L]
12/8/85	at San Diego	54-44	[L]
12/4/88	at Houston	37-34	[W]
9/16/90	Houston	20-9	[W]
11/18/90	at Cincinnati	27-3	[L]
12/30/90	at Houston	34-14	[L]
10/6/91	at Indianapolis	21-3	[W]
11/3/91	at Denver	20-13	[L]
10/25/92	at Kansas City	27-3	[W]
11/28/93	at Houston	23-3	[L]
10/30/94	at Arizona	20-17	ot[L]
10/12/97	Indianapolis	24-22	[W]
11/9/97	Baltimore	37-0	[W]
9/12/99	at Cleveland	43-0	[W]
11/19/00	Jacksonville	34-24	[L]
12/16/01	at Baltimore	26-21	[W]
9/15/02	Oakland	30-17	[L]
10/5/03	Cleveland	33-13	[L]
12/28/03	at Baltimore	13-10	ot[L]
12/5/04	at Jacksonville	17-16	[W]
11/13/05	Cleveland	34-21	[W]
10/8/06	at San Diego	23-13	[L]
10/21/07	at Denver	31-28	[L]
12/2/07	Cincinnati	24-10	[W]
9/14/08	at Cleveland	10-6	[W]
10/5/08	at Jacksonville	26-21	[W]
10/4/09	San Diego	38-28	[W]
11/29/09	at Baltimore	20-17	ot[L]
10/31/10	at New Orleans	20-10	[L]
11/14/10	New England	39-26	[L]
12/5/10	at Baltimore	13-10	[W]
9/25/11	at Indianapolis	23-20	[W]
11/6/11	Baltimore	23-20	[L]
11/27/11	at Kansas City	13-9	[W]
9/9/12	at Denver	31-19	[L]
10/21/12	at Cincinnati	24-17	[W]
11/18/12	Baltimore	13-10	[L]
9/22/13	Chicago	40-23	[L]
12/15/13	Cincinnati	30-20	[W]
9/21/14	at Carolina	37-19	[W]
11/2/14	Baltimore	43-23	[W]
12/28/14	Cincinnati	27-17	[W]

THANKSGIVING DAY (Overall: 1-6, Home: 0-0, Away 1-6)

11/23/39	at Philadelphia	17-14	[L]
11/28/40	at Philadelphia	7-0	[L]
11/23/50	at Chicago Cardinals	28-17	[W]
11/24/83	at Detroit	45-3	[L]
11/28/91	at Dallas	20-10	[L]
11/26/98	at Detroit	19-16	ot[L]
11/28/13	at Baltimore	22-20	[L]

THURSDAY NIGHT (Overall: 8-7, Home: 6-1, Away 2-6)

12/4/80	at Houston	6-0	[L]
9/10/81	at Miami	30-10	[L]
9/6/84	at N.Y. Jets	23-17	[W]
10/19/95	Cincinnati	27-9	[L]
12/2/99	at Jacksonville	20-6	[L]
9/7/06	Miami	28-17	[W]
12/7/06	Cleveland	27-7	[W]
12/20/07	at St. Louis	41-24	[W]
11/20/08	Cincinnati	27-10	[W]
9/10/09	Tennessee	13-10	ot[W]
12/10/09	at Cleveland	13-6	[L]
12/23/10	Carolina	27-3	[W]
12/8/11	Cleveland	14-3	[W]
10/11/12	at Tennessee	26-23	[L]
9/11/14	at Baltimore	26-6	[L]

SATURDAY (Overall: 10-4, Home: 4-1, Away 6-3)

12/20/75	at L.A. Rams	10-3	[L]
12/9/78	Baltimore	35-13	[W]
12/16/78	at Denver	21-17	[W]
12/10/83	at N.Y. Jets	34-7	[W]
12/21/85	at N.Y. Giants	28-10	[L]
12/13/86	at N.Y. Jets	45-24	[W]
12/26/87	Cleveland	19-13	[L]
12/16/95	New England	41-27	[W]
12/13/97	at New England	24-21	ot[W]
12/18/99	at Kansas City	35-19	[L]
12/16/00	Washington	24-3	[W]
12/18/04	at N.Y. Giants	33-30	[W]
12/24/05	at Cleveland	41-0	[W]
12/24/11	St. Louis	27-0	[W]

STEELERS Miscellaneous Records

STEELERS REGULAR-SEASON STREAKS

CONSECUTIVE VICTORIES

Overall	16	Sept. 26, 2004	-	Sept. 18, 2005
	11	Oct. 5, 1975	-	Dec. 13, 1975
	10	Oct. 17, 1976	-	Sept. 19, 1977
	9	Nov. 19, 1978	-	Sept. 23, 1979
At Home	14	Oct. 29, 1978	-	Sept. 28, 1980
	13	Sept. 17, 1972	-	Nov. 5, 1973
	11	Oct. 29, 1995	-	Dec. 8, 1996
On Road	11	Sept. 26, 2004	-	Nov. 6, 2005
	9	Nov. 17, 1974	-	Nov. 30, 1975
	6	Sept. 30, 2001	-	Dec. 16, 2001
Start of Season	7	Sept. 3, 1978	-	Oct. 15, 1978
End of Season	14	Sept. 26, 2004	-	Jan. 2, 2005

CONSECUTIVE LOSSES

Overall	16	Sept. 28, 1969	-	Oct. 3, 1970
	13	Dec. 3, 1944	-	Nov. 18, 1945
At Home	11	Dec. 15, 1943	-	Nov. 4, 1945
	8	Sept. 16, 1934	-	Oct. 9, 1935
On Road	11	Dec. 8, 1968	-	Oct. 3, 1970
	8	Nov. 23, 1947	-	Dec. 12, 1948
Start of Season	10	Sept. 24, 1944	-	Dec. 3, 1944
End of Season	13	Sept. 28, 1969	-	Dec. 21, 1969

WHEN THE STEELERS RUSH FOR 200 YARDS (since 1970 merger)

Year	200-Yd. Games	Reg. Season W-L	Postseason W-L
1970	1	0-1	-
1971	2	1-1	-
1972	7	6-1	0-0
1973	2	2-0	0-0
1974	7	4-0	3-0
1975	7	6-0	1-0
1976	10	9-0	1-0
1977	3	3-0	0-0
1978	2	2-0	0-0
1979	4	4-0	0-0
1980	0	0-0	-
1981	3	3-0	-

Year	200-Yd. Games	Reg. Season W-L	Postseason W-L
1982	2	2-0	0-0
1983	5	4-1	0-0
1984	1	1-0	0-0
1985	2	2-0	-
1986	3	3-0	-
1987	3	3-0	-
1988	3	3-0	-
1989	1	1-0	0-0
1990	1	1-0	-
1991	0	0-0	-
1992	2	2-0	0-0
1993	3	3-0	0-0
1994	3	2-0	1-0
1995	0	0-0	0-0
1996	4	3-0	1-0
1997	2	2-0	0-0
1998	2	0-2	-
1999	2	2-0	-
2000	1	2-0	-
2001	7	7-0	0-0
2002	2	2-0	0-0
2003	0	0-0	-
2004	2	2-0	0-0
2005	3	3-0	0-0
2006	4	4-0	-
2007	2	2-0	0-0
2008	0	0-0	0-0
2009	1	1-0	-
2010	2	2-0	0-0
2011	0	0-0	0-0
2012	0	0-0	-
2013	0	0-0	-
2014	2	2-0	-
TOTAL	114	101-6	7-0

Record in 1970s: 42-3

Record in 1980s: 22-1

Record in 1990s: 17-2

Record in 2000s: 23-0

Record in 2010s: 4-0

*All records include postseason



> The Steelers longest regular-season winning streak began vs. the Miami Dolphins (9/26/04) and went all the way through the Houston Texans (9/18/05).



> **LE'VEON BELL**



STEELERS HISTORY (Overtime, Year-by-Year Home/Away Records)

STEELERS IN OVERTIME (Overall: 23-10-2, Home: 12-2-1, Away: 11-16-1)

9/22/74	at Denver	35-35	[T]	11/11/01	at Cleveland	15-12	[W]
9/24/78	Cleveland	15-9	[W]	12/30/01	at Cincinnati	26-23	[L]
9/3/79	at New England	16-13	[W]	9/29/02	Cleveland	16-13	[W]
11/25/79	Cleveland	33-30	[W]	11/10/02	Atlanta	34-34	[T]
9/27/81	New England	27-21	[W]	1/11/03	at Tennessee	34-31	[L]
9/19/82	Cincinnati	26-20	[W]	12/28/03	at Baltimore	13-10	[W]
12/2/84	at Houston	23-20	[L]	1/15/05	NY Jets	20-17	[L]
9/28/86	at Houston	22-16	[W]	10/16/05	Jacksonville	23-17	[L]
11/23/86	at Cleveland	37-31	[L]	11/20/05	at Baltimore	16-13	[L]
11/30/86	at Chicago	13-10	[L]	10/22/06	at Atlanta	41-38	[L]
12/31/89	at Houston	26-23	[W]	12/31/06	at Cincinnati	23-17	[W]
11/10/91	at Cincinnati	33-27	[W]	11/18/07	at N.Y. Jets	19-16	[L]
1/8/94	at Kansas City	27-24	[L]	9/29/08	Baltimore	23-20	[W]
10/30/94	at Arizona	20-17	[L]	9/10/09	Tennessee	13-10	[W]
11/6/94	at Houston	12-9	[W]	11/22/09	at Kansas City	27-24	[L]
11/20/94	Miami	16-13	[W]	11/29/09	at Baltimore	20-17	[L]
11/5/95	at Chicago	37-34	[W]	9/12/10	Atlanta	15-9	[W]
10/26/97	Jacksonville	23-17	[W]	11/28/10	at Buffalo	19-16	[W]
11/30/97	at Arizona	26-20	[W]	1/8/12	at Denver	29-23	[L]
12/13/97	at New England	24-21	[W]	11/12/12	Kansas City	16-13	[W]
11/26/98	at Detroit	19-16	[L]	12/16/12	at Dallas	27-24	[L]
11/12/00	Philadelphia	26-23	[L]				

* Postseason

STEELERS YEAR-BY-YEAR RECORD AT HOME (Since 1970)

Year	Pre-Season	Regular Season	Post-Season	Overall	Year	Pre-Season	Regular Season	Post-Season	Overall
1970	1-0	4-3	—	5-3	1994	1-1	7-1	1-1	9-3
1971	1-1	5-2	—	6-3	1995	0-2	6-2	2-0	8-4
1972	1-0-1	7-0	1-1	9-1-1	1996	2-0	7-1	1-0	10-1
1973	2-0	7-1	0-0	9-1	1997	2-0	7-1	1-1	10-2
1974	2-0	5-2	1-0	8-2	1998	2-0	5-3	—	7-3
1975	1-1	6-1	2-0	9-2	1999	1-1	2-6	—	3-7
1976	1-1	6-1	0-0	7-2	2000	2-0	4-4	—	6-4
1977	2-0	6-1	0-0	8-1	2001	2-0	7-1	1-1	10-2
1978	1-0	7-1	2-0	10-1	2002	1-1	5-2-1	1-0	7-3-1
1979	1-0	8-0	2-0	11-0	2003	1-1	4-4	—	5-5
1980	0-1	6-2	—	6-3	2004	1-1	8-0	1-1	10-2
1981	1-0	5-3	—	6-3	2005	2-0	5-3	0-0	7-3
1982	2-0	4-0	0-1	6-1	2006	0-2	5-3	—	5-5
1983	0-1	4-4	0-0	4-5	2007	1-1	7-1	0-1	8-3
1984	1-0	6-2	0-0	7-2	2008	2-0	6-2	2-0	10-2
1985	0-1	5-3	—	5-4	2009	2-0	6-2	—	8-2
1986	0-1	4-4	—	4-5	2010	2-0	5-3	2-0	9-3
1987	0-1	4-3	—	4-4	2011	2-0	7-1	0-0	9-1
1988	1-0	4-4	—	5-4	2012	2-0	5-3	—	7-3
1989	0-1	4-4	0-0	4-5	2013	0-2	5-3	—	5-5
1990	1-0	6-2	—	7-2	2014	1-1	6-2	0-1	7-4
1991	1-0	5-3	—	6-3	TOTALS	51-24-1 (.678)	250-97-1 (.720)	20-9 (.690)	321-130-2 (.711)
1992	1-1	7-1	0-1	8-3					
1993	1-1	6-2	0-0	7-3					

STEELERS YEAR-BY-YEAR RECORD ON THE ROAD (Since 1970)

Year	Pre-Season	Regular Season	Post-Season	Overall	Year	Pre-Season	Regular Season	Post-Season	Overall
1970	2-1	1-6	—	3-7	1994	0-2	5-3	0-0	5-5
1971	2-1	1-6	—	3-7	1995	1-1	5-3	0-0	6-4
1972	1-0	4-3	0-0	5-3	1996	0-2	3-5	0-1	3-8
1973	1-2	3-3	0-1	4-6	1997	2-0	4-4	0-0	6-4
1974	4-0	5-1-1	1-0	10-1-1	1998	0-1	2-6	—	2-7
1975	1-3	6-1	0-0	7-4	1999	0-2	4-4	—	4-6
1976	3-1	4-3	1-1	8-5	2000	1-1	5-3	—	6-4
1977	1-3	3-4	0-1	4-8	2001	1-1	6-2	0-0	7-3
1978	1-2	7-1	0-0	8-3	2002	1-1	5-3	0-1	6-5
1979	2-1	4-4	0-0	6-5	2003	0-2	2-6	—	2-8
1980	3-0	3-5	—	6-5	2004	1-1	7-1	0-0	8-2
1981	1-2	3-5	—	4-7	2005	1-1	6-2	3-0	10-3
1982	1-0	2-3	0-0	3-3	2006	0-2	3-5	—	3-7
1983	2-0	6-2	0-1	8-3	2007	3-0	3-5	0-0	6-5
1984	2-1	3-5	1-1	6-7	2008	1-1	6-2	0-0	7-3
1985	1-2	2-6	—	3-8	2009	1-1	3-5	—	4-6
1986	1-2	2-6	—	3-8	2010	1-1	7-1	0-0	8-2
1987	0-3	4-4	—	4-7	2011	1-1	5-3	0-1	6-5
1988	2-1	1-7	—	3-8	2012	1-1	3-5	—	4-6
1989	2-1	5-3	1-1	8-5	2013	0-2	3-5	—	3-7
1990	0-2	3-5	—	3-7	2014	0-2	5-3	—	5-5
1991	1-2	2-6	—	3-8	TOTALS	52-58 (.473)	173-174-1 (.499)	7-10 (.412)	232-242-1 (.489)
1992	1-1	4-4	0-0	5-5					
1993	1-1	4-4	0-0	5-5					
1993	1-1	3-5	0-1	4-7					

* Includes one game at Wembley Stadium (London)

STEELERS HISTORY (Biggest Wins, Losses, Scoring Highs, Tie Games)



12/24/05 Steelers 41, Browns 0

STEELERS BIGGEST WINS - WORST LOSSES

BIGGEST WINS				WORST LOSSES			
56 pts	[63-7]	N.Y. Giants	11/30/52	51 pts	[0-51]	Cleveland	9/10/89
45 pts	[45-0]	at Kansas City	11/7/76	47 pts	[7-54]	Green Bay	11/23/41
43 pts	[43-0]	at Cleveland	9/12/99	47 pts	[0-47]	Green Bay	10/15/33
42 pts	[45-3]	Indianapolis	9/8/85	42 pts	[3-45]	at Detroit	11/24/83
42 pts	[42-0]	Tampa Bay	12/5/76	42 pts	[7-49]	at Chicago	11/23/47
41 pts	[41-0]	at Cleveland	12/24/05	42 pts	[3-45]	Philadelphia	11/4/45
38 pts	[45-7]	Kansas City	10/15/06	42 pts	[7-49]	Chicago	12/3/44
37 pts	[37-0]	at San Diego	9/21/75				
37 pts	[37-0]	Baltimore	11/9/97				
36 pts	[42-6]	St. Louis	11/3/96				
36 pts	[42-6]	at Cleveland	10/5/75				

STEELERS BIGGEST WINS - WORST LOSSES (At Home Since 1970)

BIGGEST WINS				WORST LOSSES			
42 pts	[45-3]	Indianapolis	9/8/85	51 pts	[51-0]	Cleveland	9/10/89
42 pts	[42-0]	Tampa Bay	12/5/76	34 pts	[34-0]	New England	10/19/86
38 pts	[45-7]	Kansas City	10/15/06	30 pts	[37-7]	Dallas	8/31/97
37 pts	[37-0]	Baltimore	11/9/97	27 pts	[41-14]	Washington	11/17/91
36 pts	[42-6]	St. Louis	11/3/96	24 pts	[31-7]	Miami	10/7/84
35 pts	[35-0]	Cleveland	12/23/90	24 pts	[31-7]	Baltimore	12/24/06
35 pts	[38-3]	Chicago	9/28/80	22 pts	[28-6]	Miami	9/30/90
35 pts	[42-7]	Denver	10/22/79				
33 pts	[47-14]	Detroit	12/23/01				

STEELERS BIGGEST COMEBACK WINS

The Steelers trailed Baltimore 21-0 (10/5/97) in the second quarter and came back to win, 42-34.
The Steelers trailed Buffalo 21-0 (12/15/85) in the second quarter and came back to win, 30-24.

STEELERS & OPPONENTS SCORING HIGHS

MOST POINTS BY STEELERS				MOST POINTS BY OPPONENTS			
63	11/30/52	N.Y. Giants	[63-7]	55	11/3/13	at New England	[55-31]
57	12/18/66	at Atlanta	[57-33]	54	11/23/41	Green Bay	[54-7]
55	10/17/54	Cleveland	[55-27]	52	9/8/91	at Buffalo	[52-34]
52	11/25/84	San Diego	[52-24]	52	11/23/69	at Minnesota	[52-14]
51	10/26/14	Indianapolis	[51-34]	52	10/30/66	at Dallas	[52-21]
	10/7/79	at Cleveland	[51-35]	51	9/10/89	at Cleveland	[51-0]
49	11/19/95	at Cincinnati	[49-31]	49	11/23/47	at Chicago	[49-7]
48	11/26/00	at Cincinnati	[48-28]	49	12/3/44	Chicago	[49-7]
47	12/23/01	Detroit	[47-14]				

STEELERS IN TIE GAMES (21)

10/22/33	at Cincinnati	[0-0]	11/8/59	Detroit	[10-10]
11/5/33	at Brooklyn	[3-3]	10/23/60	at Washington	[27-27]
10/29/39	at Cleveland	[14-14]	9/15/63	at Philadelphia	[21-21]
9/8/40	Chicago Cardinals	[7-7]	11/24/63	Chicago	[17-17]
9/15/40	N.Y. Giants	[10-10]	12/1/63	Philadelphia	[20-20]
11/9/41	at Philadelphia	[7-7]	9/11/66	N.Y. Giants	[34-34]
11/7/43	Washington	[14-14]	11/12/67	at St. Louis	[14-14]
9/29/46	at Washington	[14-14]	11/10/68	at St. Louis	[28-28]
11/13/49	L.A. Rams	[7-7]	9/22/74	at Denver	[35-35]
10/1/51	N.Y. Giants	[13-13]	11/10/02	Atlanta	[34-34]
12/7/58	at Washington	[14-14]			

*Sudden death overtime system for regular-season games was instituted in 1974.

REGULAR SEASON *Last Time*

THE LAST TIME THE STEELERS/OPPONENT...

OverTime Game Won

By Steelers — Pittsburgh 16, Kansas City 13, 11/12/12
By Opponents — Dallas 27, Pittsburgh 24, 12/16/12

Tie Game

Home — Pittsburgh 34, Atlanta 34, 11/10/02
Away — Pittsburgh 35, at Denver 35, 9/22/74

Shutout

By Steelers — Pittsburgh 27, St. Louis 0, 12/24/11
By Opponents — Jacksonville 9, Pittsburgh 0, 9/18/06

Kickoff Returned for a TD

By Steelers — Antonio Brown [98 yards] at Tennessee, 9/19/10
By Opponents — Jacoby Jones [108 yards] vs. Baltimore, 11/2/14

Punt Returned for a TD

By Steelers — Antonio Brown [71 yards] vs. Cincinnati, 12/28/14
By Opponents — Jacoby Jones [63 yards] vs. Baltimore, 11/18/12

Intercepted Pass Returned for a TD

By Steelers — William Gay [52 yards] at Atlanta, 12/14/14
By Opponents — Major Wright [38 yards] vs. Chicago, 9/22/13

Fumble Returned for a TD

By Steelers — Troy Polamalu [16 yards] at Indianapolis, 9/25/11
By Opponents — Julius Peppers [42 yards] vs. Chicago, 9/22/13

Blocked Punt

By Steelers — William Gay at Cincinnati, 11/8/10
By Opponents — Jonathan Newsome vs. Indianapolis, 12/26/14

Blocked Punt for a TD

By Steelers — Lance Brown [1-yard recovered by Fred McAfee] at Kansas City, 10/26/98
By Opponents — Frank Minnifield [11 yards] at Cleveland, 11/20/88

Blocked Field Goal

By Steelers — Cameron Heyward vs. Cincinnati, 12/4/11
By Opponent — Danieal Manning at Houston, 10/2/11

Blocked Field Goal for a TD

By Steelers — Bob O'Neill [73 yards] vs. Chicago Cards, 10/13/57
By Opponents — Chris Hudson [58 yards] vs. Jacksonville, 9/22/97

Blocked PAT

By Steelers — Troy Polamalu vs. Miami, 12/8/13
By Opponents — Matt Stewart vs. Atlanta, 11/10/02

Safety Scored

By Steelers — 10/26/14 vs. Indianapolis [Penalty on Andrew Luck enforced in end zone]
By Opponents — 12/19/10 vs. N.Y. Jets [Mewelde Moore tackled in end zone by Jason Taylor]

Two 100-Yard Rushers in Same Game

By Steelers — 9/21/14 at Carolina [Le'Veon Bell 147, LeGarrette Blount 118]
By Opponents — None

200 Yards Rushing

By Steelers — Le'Veon Bell [204 yards] at Tennessee, 11/17/14
By Opponents — Fred Taylor [234 yards] vs. Jacksonville, 11/19/00

300 Yards Passing

By Steelers — Ben Roethlisberger [314 yards] vs. Cincinnati, 12/28/14
By Opponents — Alex Smith [311 yards] vs. Kansas City, 12/21/14

400 Yards Passing

By Steelers — Ben Roethlisberger [435 yards] vs. New Orleans, 11/30/14
By Opponents — Andrew Luck [432 yards] vs. Indianapolis, 10/26/14

500 Yards Passing

By Steelers — Ben Roethlisberger [522 yards] vs. Indianapolis, 10/26/14
By Opponents — None

280 Yards Receiving

By Steelers — Plaxico Burress [253 yards] vs. Atlanta, 11/10/02
By Opponents — A.J. Green [224 yards] at Cincinnati, 12/7/14

Four TD Passes

By Steelers — Ben Roethlisberger vs. Detroit 11/17/13
By Opponents — Tom Brady at New England, 11/3/13

Five TD Passes

By Steelers — Ben Roethlisberger vs. Tennessee, 10/9/11
By Opponents — Drew Brees vs. New Orleans, 11/30/14

Six TD Passes

By Steelers — Ben Roethlisberger vs. Baltimore, 11/2/14
By Opponents — Jim Kelly at Buffalo, 9/8/91

Three TD Receptions

By Steelers — Jericho Cotchery at New England, 11/3/13
By Opponents — Rob Gronkowski vs. New England, 11/14/10

Four TD Receptions

By Steelers — Roy Jefferson vs. Atlanta, 11/3/68
By Opponents — Don Beebe at Buffalo, 9/8/91

Three TDs Rushing

By Steelers — Willie Parker vs. Houston, 9/7/08
By Opponents — Arien Harris vs. St. Louis, 10/26/03

Four Field Goals

By Steelers — Shaun Suisham vs. Baltimore, 10/20/13
By Opponents — Cairo Santos vs. Kansas City, 12/21/14

Five Field Goals

By Steelers — Kris Brown at Cleveland, 11/11/01
By Opponents — Justin Tucker at Baltimore, 11/28/13

Six Field Goals

By Steelers — Jeff Reed at Jacksonville, 12/1/02
By Opponents — Todd Peterson vs. Seattle, 9/26/99

Three Interceptions

By Steelers — Darren Perry at Cleveland, 9/11/94
By Opponents — Dick Anderson [4] at Miami, 12/3/73

Four Interceptions

By Steelers — Jack Butler vs. Washington, 12/13/53
By Opponents — Dick Anderson at Miami, 12/3/73

Three Sacks

By Steelers — James Harrison vs. Cincinnati 12/4/11
By Opponents — Terrell Suggs at Baltimore, 9/11/11

Four Sacks

By Steelers — Joey Porter at Tampa Bay, 10/21/01
By Opponents — Alfred Williams vs. Cincinnati, 10/16/94

Five Sacks

By Steelers — Joe Greene at Houston, 12/10/72
By Opponents — None

Gained 500 Yards of Total Offense

By Steelers — 639 [117 rushing, 522 passing] vs. Indianapolis, 10/26/14
By Opponents — 610 [197 rushing, 413 passing] at New England, 11/3/13

Limited Team to Under 100 Yards of Total Offense

By Steelers — 98 [81 rushing, 17 passing], 10/29/06 at Oakland
By Opponents — 53 [36 rushing, 17 passing], 9/10/89 vs. Cleveland

Three Interceptions (TEAM)

By Steelers — at Kansas City, 11/27/11
By Opponents — at Cleveland, 11/25/12

Four Interceptions (TEAM)

By Steelers — vs. Baltimore, 11/9/97
By Opponents — vs. N.Y. Giants, 10/26/08



> Ben Roethlisberger 6 TD passes vs. Baltimore

MEDIA INFORMATION

FOOTBALL STAFF

2015 PLAYERS

2014 IN REVIEW

STEELERS HISTORY

RECORDS

REGULAR SEASON *Last Time*

THE LAST TIME THE STEELERS/OPPONENT...

Five Interceptions (TEAM)

By Steelers: 12/5/93 vs. New England
By Opponents: 9/26/99 vs. Seattle

Five Takeaways (TEAM)

By Steelers – (7) at Tennessee, 9/19/10, [3 INT, 4 FUM]
By Opponents – (5) vs. Chicago, 9/22/13 [2 INT, 3 FUM]

Six Takeaways (TEAM)

By Steelers – (7) at Tennessee, 9/19/10, [3 INT, 4 FUM]
By Opponents – (8) at Cleveland, 11/25/12 [3 INT, 5 FUM]

Two 100-Yard Receivers in Same Game

By Steelers – at Cincinnati (A. Brown 117, Bryant 109), 12/7/14
By Opponents – vs. Indianapolis (Stills 162, Hilton 155), 10/26/14

100 Yards Rushing

By Steelers: 12/7/14 at Cincinnati [31-193]
By Opponents: 12/28/14 vs. Cincinnati [29-116]

300 Yards Rushing

By Steelers: 11/17/14 at Tennessee [36-206]
By Opponents: 12/16/07 vs. Jacksonville [42-244]

100-Yard Rusher and 100-Yard Receiver

By Steelers: 12/7/14 at Cincinnati (Bell 185, A. Brown 117, Bryant 109)
By Opponents: 11/30/14 vs. New Orleans (Ingram 122, Stills 162)

100-Yard Rusher and Two 100-Yard Receivers

By Steelers: 12/7/14 at Cincinnati (Bell 185, A. Brown 117, Bryant 109)
By Opponents: 11/3/13 at New England (Ridley 115, Gronkowski 143, Dobson 130)

100-Yard Rusher, 300-Yard Passer and 100-Yard Receiver

By Steelers: 12/7/14 at Cincinnati (Bell 185, A. Brown 117, Bryant 109, Roethlisberger 350)
By Opponents: 11/3/13 at New England (Ridley 115, Brady 432, Gronkowski 143, Dobson 130)

100-Yard Rusher, 300-Yard Passer and Two 100-Yard Receivers

By Steelers: 12/7/14 at Cincinnati (Bell 185, A. Brown 117, Bryant 109, Roethlisberger 350)
By Opponents: 11/3/13 at New England (Ridley 115, Brady 432, Gronkowski 143, Dobson 130)

100-Yard Rusher and 300-Yard Passer

By Steelers: 12/7/14 at Cincinnati (Bell 185, Roethlisberger 350)
By Opponents: 11/3/13 at New England (Ridley 115, Brady 432)

100-Yard Receiver and 300-Yard Passer

By Steelers: 12/28/14 vs. Cincinnati (A. Brown 128, Roethlisberger 317)
By Opponents: 12/14/14 at Atlanta (Douglas 131, Ryan 310)

Two 100-Yard Receivers and 300-Yard Passer

By Steelers: 12/7/14 at Cincinnati (A. Brown 117, Bryant 109, Roethlisberger 350)
By Opponents: 10/26/14 vs. Indianapolis (Hilton 155, Moncrief 113, Luck 400)

100-Yard Rusher, 100-Yard Receiver, 200-Yard Receiver and 400-Yard Passer

By Steelers: 11/10/02 vs. Atlanta (Zereoue 123, Burress 253, Ward 139, Maddox 473)
By Opponents: None

100-Yard Rusher, Two 100-Yard Receivers and 400-Yard Passer

By Steelers: 11/10/02 vs. Atlanta (Zereoue 123, Burress 253, Ward 139, Maddox 473)
By Opponents: 11/3/13 at New England (Ridley 115, Gronkowski 143, Dobson 130, Brady 432)

Three 100-Yard Receivers and 300-Yard Passer

By Steelers: 12/13/58 vs. Chicago Cardinals (Orr 205, McClair 139, Tracy 106, Layne 409)
By Opponents: 11/10/68 at St. Louis (D. Williams 114, Conrad 133, Smith 105, Hart 353)

Three Rushing Touchdowns

By Steelers: 12/24/11 vs. St. Louis (Mendonhall 1, Redman 1, Clay 1)
By Opponents: 10/12/14 at Cleveland (Tate 2, Crowell 1)

Four Rushing Touchdowns

By Steelers: 1/1/06 Detroit (Bettis 3, Roethlisberger 1)
By Opponents: 12/8/85 at San Diego (McGee 2, Anderson 1, Spencer 1)

Five Rushing Touchdowns

By Steelers: 11/3/96 at Kansas City (Bettis 2, Stewart 2, Pegram 1)
By Opponents: 12/12/54 at Cleveland (Hanulak 3, Morrison 1, Reynolds 1)

Three Touchdown Passes

By Steelers: 12/7/14 at Cincinnati (Roethlisberger 3)
By Opponents: 11/30/14 vs. New Orleans (Brees 5)

Four Touchdown Passes

By Steelers: 11/2/14 vs. Baltimore (Roethlisberger 6)
By Opponents: 11/30/14 vs. New Orleans (Brees 5)

Five Touchdown Passes

By Steelers: 11/2/14 vs. Baltimore (Roethlisberger 6)
By Opponents: 11/30/14 vs. New Orleans (Brees 5)

Six Touchdown Passes

By Steelers: 11/2/14 vs. Baltimore (Roethlisberger 6)
By Opponents: 9/8/91 at Buffalo (Kelly 6)

Six Sacks

By Steelers: 12/21/14 vs. Kansas City (6)
By Opponents: 11/20/05 vs. Baltimore (6-34)

Seven or more Sacks

By Steelers: 10/11/09 at Detroit (7-57)
By Opponents: 12/20/09 at Cleveland (8-60)

Two Opponent Fumble Recoveries

By Steelers: 12/7/14 at Cincinnati (Moats 1, Worlds 1)
By Opponents: 10/26/14 vs. Indianapolis (Adams 1, Studebaker 1)

Shutout on Road

By Steelers: 12/24/05 at Cleveland (41-0)
By Opponents: 11/26/06 at Baltimore (0-27)

Shutout at Home

By Steelers: 12/24/11 vs. St. Louis (27-0)
By Opponents: 9/3/00 vs. Baltimore (0-16)

Overtime Win away from Pittsburgh

By Steelers: 11/28/10 at Buffalo (19-16)
By Opponents: 12/16/12 at Dallas (27-24)

Overtime Win in Pittsburgh

By Steelers: 11/12/12 vs. Kansas City (16-13)
By Opponents: 10/16/05 vs. Jacksonville (23-17)

40 Points

By Steelers: 12/7/14 at Cincinnati (42-21)
By Opponents: 11/3/13 at New England (55-31)

50 Points

By Steelers: 10/26/14 vs. Indianapolis (51-34)
By Opponents: 11/3/13 at New England (55-31)

Two-Point Conversion

By Steelers: 12/7/14 at Cincinnati (Roethlisberger-Miller pass)
By Opponents: 11/24/13 at Cleveland (Weeden-Bess pass)

Missed Point-After-Touchdown Attempt

By Steelers: 11/3/08 at Washington (Jeff Reed missed kick)
By Opponents: 9/22/13 vs. Chicago (Gould blocked extra point by Polamalu)

POSTSEASON *Last Time*

THE LAST TIME THE STEELERS/OPPONENT...

Overtime Game Won

By Steelers — Pittsburgh 20, NY Jets 17, AFC Divisional Playoff, 1/15/05
By Opponents — Denver 29, Pittsburgh 23, AFC Wild Card Game, 1/8/12

Shutout

By Steelers — None
By Opponents — Philadelphia 21, Pittsburgh 0, Eastern Division Playoff, 12/21/1947

Kickoff Return for TD

By Steelers — None
By Opponents — None

Punt Return for TD

By Steelers — Antonio Holmes (67 yards) vs. San Diego, AFC Divisional Playoff, 1/11/09
By Opponents — Santana Moss (75 yards) vs. NY Jets, AFC Divisional Playoff, 1/15/05

Interception Return for TD

By Steelers — James Harrison (100 yards) vs. Arizona, Super Bowl XLIII, 2/1/09
By Opponents — Nick Collins (37 yards) vs. Green Bay, Super Bowl XLV, 2/6/11

Fumble Return for TD

By Steelers — William Gay (19 yards) vs. NY Jets, AFC Championship Game, 1/23/11
By Opponents — Cory Redding (13 yards) vs. Baltimore Ravens, AFC Divisional Playoff, 1/15/11

Blocked Punt

By Steelers — Shemarco Thomas, vs. Baltimore, AFC Wild Card Game, 1/3/15
By Opponents — Keith Cash, at Kansas City, AFC Wild Card Game, 1/8/94

Blocked Punt for TD

By Steelers — None
By Opponents — Terry Brown, vs. Minnesota, Super Bowl IX, 1/12/75

Blocked Field Goal

By Steelers — None
By Opponents — Brian Mitchell, vs. New England, AFC Championship Game, 1/27/02

Blocked Field Goal for TD

By Steelers — None
By Opponents — Antwan Harris (49 yards), vs. New England, AFC Championship Game, 1/27/02

Safety Scored

By Steelers — 1/3/15 vs. Baltimore, AFC Wild Card Game, [Punt blocked by Shamarco Thomas out of bounds in end zone]
By Opponents — 1/23/11 vs. NY Jets, AFC Championship Game, [Ben Roethlisberger tackled by Mike Devito]

Two 100-yard Rushers in Same Game

By Steelers — None
By Opponents — None

200 Yards Rushing

By Steelers — None
By Opponents — None

300 Yards Passing

By Steelers — Ben Roethlisberger (334 yards) vs. Baltimore, AFC Wild Card Game, 1/3/15
By Opponents — Tim Tebow (316 yards) at Denver, AFC Wild Card Game, 1/8/12

400 Yards Passing

By Steelers — None
By Opponents — None

500 Yards Passing

By Steelers — None
By Opponents — None

800 Yards Receiving

By Steelers — None
By Opponents — Demaryius Thomas (204 yards) at Denver, AFC Wild Card Game, 1/8/12

Four TD Passes

By Steelers — Terry Bradshaw, vs. Dallas, Super Bowl XIII, 1/21/79
By Opponents — Dan Marino, vs. Miami, AFC Championship Game, 1/6/85

Five TD Passes

By Steelers — None
By Opponents — None

Six TD Passes

By Steelers — None
By Opponents — None

Three TD Receptions

By Steelers — None
By Opponents — None

Four TD Receptions

By Steelers — None
By Opponents — None

Three TDs Rushing

By Steelers — Franco Harris, vs. Buffalo, AFC Divisional Playoff, 12/22/74
By Opponents — Curtis Martin, at New England, AFC Divisional Playoff, 1/5/97

Four Field Goals

By Steelers — Norm Johnson, at Buffalo, AFC Divisional Playoff, 1/6/96
By Opponents — George Blanda, at Oakland, AFC Wild Card Game, 12/23/73

Five Field Goals

By Steelers — None
By Opponents — None

Six Field Goals

By Steelers — None
By Opponents — None

Three Interceptions

By Steelers — None
By Opponents — None

Four Interceptions

By Steelers — None
By Opponents — None

Three Sacks

By Steelers — James Harrison, vs. Baltimore, AFC Divisional Playoff, 1/15/11
By Opponents — Terrell Suggs, vs. Baltimore, AFC Divisional Playoff, 1/15/11

Four Sacks

By Steelers — None
By Opponents — None

Five Sacks

By Steelers — None
By Opponents — None

500 Yards of Total Offense

By Steelers — 526 (225 rushing, 301 passing) vs. Baltimore, AFC Divisional Playoff, 12/19/76
By Opponents — 569 (134 rushing, 435 passing) vs. Miami, AFC Championship Game, 1/6/85

Limited Team to Under 100 Yards of Total Offense

By Steelers — None
By Opponents — None

Three Interceptions (TEAM)

By Steelers — vs. Baltimore, AFC Championship Game, 1/18/09
By Opponents — vs. Jacksonville, AFC Wild Card Game, 1/5/08

Four Interceptions (TEAM)

By Steelers — None
By Opponents — None

Five Interceptions (TEAM)

By Steelers — vs. Houston, AFC Championship Game, 1/7/79
By Opponents — None

POSTSEASON *Last Time*

THE LAST TIME THE STEELERS/OPPONENT...

Five Takeaways (TEAM)

By Steelers — vs. Houston (9), AFC Championship Game, 1/7/79 (5 INT, 4 FUM)
By Opponents — vs. Houston, AFC Championship Game, 1/7/79 (2 INT, 3 FUM)

Six Takeaways (TEAM)

By Steelers — vs. Houston (9), AFC Championship Game, 1/7/79 (5 INT, 4 FUM)
By Opponents — vs. Oakland (8), AFC Championship Game, 1/4/76 (3 INT, 5 FUM)

Two 100-Yard Receivers in Same Game

By Steelers — vs. Cleveland (Ward 11–104, Burress 6–100), AFC Wild Card Game, 1/5/03
By Opponents — vs. Miami (Duper 5–148, Nathan 8–114), AFC Championship Game, 1/6/85

100 Yards Rushing

By Steelers — 1/8/12 at Denver, AFC Wild Card Game, [23–156]
By Opponents — 1/8/12 at Denver, AFC Wild Card Game, [34–131]

200 Yards Rushing

By Steelers — 12/29/96 vs. Indianapolis, AFC Wild Card Game, [51–231]
By Opponents — 12/22/73 at Oakland, AFC Divisional Playoff, [55–232]

100-Yard Rusher and 100-Yard Receiver

By Steelers — 1/15/05 vs. N.Y. Jets, AFC Divisional Playoff, [Bettis 101, Ward 105]
By Opponents — 1/9/83 vs. San Diego, AFC Wild Card Game (Muncie 126, Chandler 124, Winslow 102)

100-Yard Rusher and Two 100-Yard Receivers

By Steelers — None
By Opponents — 1/9/83 vs. San Diego, AFC Wild Card Game (Muncie 126, Chandler 124, Winslow 102)

100-Yard Rusher, 300-Yard Passer and 100-Yard Receiver

By Steelers — None
By Opponents — 1/9/83 vs. San Diego, AFC Wild Card Game (Muncie 126, Fouts 333, Chandler 124, Winslow 102)

100-Yard Rusher, 300-Yard Passer and Two 100-Yard Receiver

By Steelers — None
By Opponents — 1/9/83 vs. San Diego, AFC Wild Card Game (Muncie 126, Fouts 333, Chandler 124, Winslow 102)

100-Yard Rusher and 300-Yard Passer

By Steelers — None
By Opponents — 1/9/83 vs. San Diego, AFC Wild Card Game (Muncie 126, Fouts 333)

Two 100-Yard Receivers and 300-Yard Passer

By Steelers — 1/21/79 vs. Dallas, Super Bowl XIII (Swann 124, Stallworth 115, Bradshaw 318)
By Opponents — 1/9/83 vs. San Diego, AFC Wild Card Game (Fouts 333, Chandler 124, Winslow 102)

100-Yard Rusher, 100-Yard Receiver, 200-Yard Receiver and 400-Yard Passer

By Steelers — None
By Opponents — None

100-Yard Rusher, Two 100-Yard Receivers and 400-Yard Passer

By Steelers — None
By Opponents — None

Three 100-Yard Receivers and 300-Yard Passer

By Steelers — None
By Opponents — None

Three Rushing Touchdowns

By Steelers — 1/11/09 vs. San Diego, AFC Divisional Playoff, (Parker 2, Russell 1)
By Opponents — 1/5/97 at New England, AFC Divisional Playoff (Martin 3)

Four Rushing Touchdowns

By Steelers — 12/29/96 vs. Indianapolis, AFC Wild Card Game (Bettis 2, Stewart 2, Witman 1)
By Opponents — 1/1/84 at L.A. Raiders, AFC Divisional Playoff (Allen 2, Hawkins 1, King 1)

Five Rushing Touchdowns

By Steelers — 12/29/96 vs. Indianapolis, AFC Wild Card Game (Bettis 2, Stewart 2, Witman 1)
By Opponents — None

Three Touchdown Passes

By Steelers — 1/8/06 at Cincinnati, AFC Wild Card Game (Roethlisberger 3)
By Opponents — 2/6/11 vs. Green Bay, Super Bowl XLV (Rodgers 3)

Four Touchdown Passes

By Steelers — 1/21/79 vs. Dallas, Super Bowl XIII (Bradshaw 4)
By Opponents — 1/6/85 vs. Miami, AFC Championship Game (Marino 4)

Five Touchdown Passes

By Steelers — None
By Opponents — None

Six Touchdown Passes

By Steelers — None
By Opponents — None

Six Sacks

By Steelers — None
By Opponents — 1/15/11 vs. Baltimore, AFC Divisional Playoff (6–34)

Seven or More Sacks

By Steelers — None
By Opponents — 1/9/93 vs. Buffalo, AFC Divisional Playoff (7–52)

Two Opponent Fumble Recoveries

By Steelers — 1/15/11 vs. Baltimore, AFC Divisional Playoff (Clark, Keisel)
By Opponents — 1/15/11 vs. Baltimore, AFC Divisional Playoff (Redding, Reed)

Shutout on Road

By Steelers — None
By Opponents — None

Shutout at Home

By Steelers — None
By Opponents — 12/21/47 vs. Philadelphia [21–0], Eastern Division Playoff

DT Win Away from Pittsburgh

By Steelers — 1/31/89 at Houston, AFC Wild Card Game [23–20]
By Opponents — 1/8/12 at Denver, AFC Wild Card Game [29–23]

DT Win in Pittsburgh

By Steelers — 1/15/05 vs. N.Y. Jets, AFC Divisional Playoff [20–17]
By Opponents — None

40 Points

By Steelers — 12/29/96 vs. Indianapolis, AFC Wild Card Game [42–14]
By Opponents — 1/23/05 vs. New England, AFC Championship Game [41–27]

50 Points

By Steelers — None
By Opponents — None

Two-Point Conversion

By Steelers — 2/6/11 vs. Green Bay, Super Bowl XLV (Antwaan Randle El run)
By Opponents — 1/15/06 at Indianapolis, AFC Divisional Playoff (Peyton Manning pass to Reggie Wayne)

Missed Point-After-Touchdown Attempt

By Steelers — 1/18/76 vs. Dallas, Super Bowl X (Roy Gerela kick failed)
By Opponents — 1/20/80 vs. L.A. Rams, Super Bowl XIV (Frank Corral kick failed)

AFC Central/North Division PLAYOFF RACES (Week-by-Week)

1980 Central Division

Wk	CIN	CLE	HOU	PIT
1	0-1	0-1	0-1	1-0
2	0-2	0-2	1-1	2-0
3	1-2	1-2	2-1	2-1
4	1-3	2-2	3-1	3-1
5	1-4	2-3	3-2	4-1
6	2-4	3-3	3-3	4-2
7	3-4	4-3	4-3	4-3
8	3-5	5-3	5-3	4-4
9	3-6	6-3	6-3	5-4
10	3-7	7-3	7-3	6-4
11	3-8	7-4	8-4	7-4
12	3-9	8-4	8-4	7-5
13	4-9	9-4	8-5	8-5
14	5-9	10-4	9-5	8-6
15	6-9	10-5	10-5	9-6
16	6-10	11-5	11-5	9-7

1984 Central Division

Wk	CIN	CLE	HOU	PIT
1	0-1	0-1	0-1	0-1
2	0-2	0-2	0-2	1-1
3	0-3	0-3	0-3	2-1
4	0-4	1-3	0-4	2-2
5	0-5	1-4	0-5	3-2
6	1-5	1-5	0-6	3-3
7	1-6	1-6	0-7	4-3
8	2-6	1-7	0-8	4-4
9	3-6	1-8	0-9	5-4
10	3-7	2-8	0-10	6-4
11	4-7	2-9	1-10	6-5
12	4-8	3-9	2-10	6-6
13	5-8	4-9	2-11	7-6
14	6-8	4-10	3-11	7-7
15	7-8	4-11	3-12	8-7
16	8-8	5-11	3-13	9-7

1988 Central Division

Wk	CIN	CLE	HOU	PIT
1	1-0	1-0	1-0	1-0
2	2-0	1-1	2-0	1-1
3	3-0	2-1	2-1	1-2
4	4-0	2-2	3-1	1-3
5	5-0	3-2	3-2	1-4
6	6-0	3-3	4-2	1-5
7	6-1	4-3	5-2	1-6
8	7-1	5-3	5-3	2-6
9	7-2	6-3	6-3	2-7
10	8-2	6-4	7-3	2-8
11	8-3	6-5	7-4	2-9
12	9-3	7-5	8-4	2-10
13	10-3	8-5	9-4	3-10
14	11-3	9-5	9-5	4-10
15	11-4	9-6	10-5	4-11
16	12-4	10-6	10-6	5-11

1981 Central Division

Wk	CIN	CLE	HOU	PIT
1	1-0	0-1	1-0	0-1
2	2-0	0-2	2-0	0-2
3	2-1	1-2	2-1	1-2
4	3-1	2-2	2-2	2-2
5	3-2	2-3	3-2	3-2
6	4-2	2-4	4-2	4-2
7	5-2	3-4	4-3	4-3
8	5-3	4-4	4-4	5-3
9	6-3	4-5	4-5	5-4
10	7-3	4-6	5-5	5-5
11	8-3	5-6	5-6	6-5
12	9-3	5-7	5-7	7-5
13	10-3	5-8	5-8	8-5
14	10-4	5-6	6-8	8-6
15	11-4	5-10	6-9	8-7
16	12-4	5-11	7-9	8-8

1985 Central Division

Wk	CIN	CLE	HOU	PIT
1	0-1	0-1	1-0	1-0
2	0-2	1-1	1-1	1-1
3	0-3	1-2	1-2	2-1
4	1-3	2-2	1-3	2-2
5	1-4	3-2	1-4	2-3
6	2-4	4-2	1-5	2-4
7	2-5	4-3	2-5	3-4
8	3-5	4-4	3-5	3-5
9	4-5	4-5	4-5	4-5
10	5-5	4-6	4-6	5-5
11	5-6	5-6	4-7	6-5
12	5-7	6-6	5-7	6-6
13	6-7	7-6	5-8	6-7
14	7-7	7-7	5-9	6-8
15	7-8	8-7	5-10	7-8
16	7-9	8-8	5-11	7-9

1989 Central Division

Wk	CIN	CLE	HOU	PIT
1	0-1	1-0	0-1	0-1
2	1-1	2-0	1-1	0-2
3	2-1	2-1	1-1	0-2
4	3-1	3-1	2-2	2-2
5	4-1	3-2	2-3	2-3
6	4-2	3-3	3-3	3-3
7	4-3	4-3	4-3	4-3
8	5-3	5-3	4-4	4-4
9	5-4	6-3	5-4	4-5
10	5-5	7-3	6-4	4-6
11	6-5	7-3-1	7-4	5-6
12	6-6	7-4-1	7-5	6-6
13	7-6	7-5-1	8-5	6-7
14	7-7	7-6-1	9-5	7-7
15	8-7	8-6-1	9-6	8-7
16	8-8	9-6-1	9-7	9-7

1982 Central Division

Wk	CIN	CLE	HOU	PIT
1	1-0	1-0	0-1	1-0
2	1-1	1-1	1-1	2-0
3	Games Canceled (NFL Player Strike)			
4	Games Canceled (NFL Player Strike)			
5	Games Canceled (NFL Player Strike)			
6	Games Canceled (NFL Player Strike)			
7	Games Canceled (NFL Player Strike)			
8	Games Canceled (NFL Player Strike)			
9	Games Canceled (NFL Player Strike)			
10	2-1	2-1	1-2	3-0
11	3-1	2-2	1-3	3-1
12	4-1	2-3	1-4	4-1
13	5-1	2-4	1-5	4-2
14	5-2	3-4	1-6	4-3
15	6-2	4-4	1-7	5-3
16	7-2	4-5	1-8	6-3

1986 Central Division

Wk	CIN	CLE	HOU	PIT
1	0-1	0-1	1-0	0-1
2	1-1	1-1	1-1	0-2
3	2-1	1-2	1-2	0-3
4	2-2	2-2	1-3	1-3
5	3-2	3-2	1-4	1-4
6	4-2	4-2	1-5	1-5
7	5-2	4-3	1-6	1-6
8	5-3	5-3	1-7	2-6
9	6-3	6-3	1-8	3-6
10	6-4	7-3	2-4	3-7
11	7-4	7-4	2-9	4-7
12	8-4	8-4	3-9	4-8
13	8-5	9-4	3-10	4-9
14	9-5	10-4	3-11	5-9
15	9-5	11-4	4-11	6-9
16	10-6	12-4	5-11	6-10

1990 Central Division

Wk	CIN	CLE	HOU	PIT
1	1-0	1-0	0-1	0-1
2	2-0	1-1	0-2	1-1
3	3-0	1-2	1-2	1-2
4	3-1	1-3	2-2	1-3
5	4-1	2-3	2-3	2-3
6	4-2	2-4	3-3	3-3
7	5-2	2-5	4-3	3-4
8	5-3	2-6	4-4	4-4
9	5-4	2-7	4-5	5-4
10	6-4	2-8	5-5	5-5
11	6-5	2-9	6-5	6-5
12	7-5	2-10	6-6	6-6
13	7-6	2-11	7-6	7-6
14	7-7	3-11	8-6	8-6
15	8-7	3-12	8-7	9-6
16	9-7	3-13	9-7	9-7

1983 Central Division

Wk	CIN	CLE	HOU	PIT
1	0-1	0-1	0-1	0-1
2	0-2	1-1	0-2	1-1
3	0-3	2-1	0-3	2-1
4	1-3	3-1	0-4	2-2
5	1-4	3-2	0-5	3-2
6	1-5	4-2	0-6	4-2
7	1-6	4-3	0-7	5-2
8	2-6	4-4	0-8	6-2
9	3-6	5-4	0-9	7-2
10	4-6	5-5	0-10	8-2
11	4-7	6-5	1-10	9-2
12	5-7	7-5	1-11	9-3
13	5-8	8-5	1-12	9-4
14	6-8	8-6	1-13	9-5
15	7-8	8-7	2-13	10-5
16	7-9	9-7	2-14	10-6

1987 Central Division

Wk	CIN	CLE	HOU	PIT
1	1-0	0-1	1-0	1-0
2	1-1	1-1	1-1	1-1
3	Game Canceled (NFL Player Strike)			
4	1-2	2-1	2-1	2-1
5	2-2	2-2	3-1	2-2
6	2-3	3-2	3-2	3-2
7	2-4	4-2	4-2	4-2
8	2-5	4-3	5-2	4-3
9	2-6	5-3	5-3	5-3
10	3-6	6-3	6-3	5-4
11	3-7	7-3	6-4	6-4
12	3-8	7-4	6-5	6-5
13	4-8	7-5	7-5	7-5
14	4-9	8-5	7-6	8-5
15	4-10	9-5	8-6	8-6
16	4-11	10-5	9-6	8-7

1991 Central Division

Wk	CIN	CLE	HOU	PIT
1	0-1	0-1	1-0	1-0
2	0-2	1-1	2-0	1-1
3	0-3	2-1	3-0	2-1
4	0-4	2-2	3-1	2-2
5	0-5	2-3	4-1	3-2
6	0-6	2-4	5-1	3-3
7	0-7	3-4	6-1	3-4
8	0-8	4-4	7-1	3-5
9	1-8	4-5	7-2	3-6
10	1-9	4-6	8-2	4-6
11	1-10	4-7	9-2	4-7
12	1-11	5-7	9-3	5-7
13	2-11	6-7	9-4	5-8
14	2-12	6-8	10-4	5-9
15	2-13	6-9	11-4	6-9
16	3-13	6-10	11-5	7-9

● Division Champion ● Wild Card Team

MEDIA INFORMATION

FOOTBALL STAFF

2015 PLAYERS

2014 IN REVIEW

STEELERS HISTORY

RECORDS

AFC Central/North Division PLAYOFF RACES (Week-by-Week)

1992 Central Division

Wk	CIN	CLE	HOU	PIT
1	1-0	0-1	0-1	1-0
2	2-0	0-2	1-1	2-0
3	2-1	1-2	2-1	3-0
4	2-2	1-3	3-1	3-1
5	2-3	2-3	4-1	3-2
6	2-4	3-3	4-2	4-2
7	2-5	4-3	5-2	5-2
8	3-5	4-4	5-3	6-2
9	4-5	5-4	5-4	6-3
10	4-6	5-5	6-4	7-3
11	4-7	5-6	6-5	8-3
12	4-8	6-6	7-5	9-3
13	4-9	7-6	8-5	10-3
14	4-10	7-7	8-6	10-4
15	5-10	7-8	9-6	10-5
16	5-11	7-9	10-6	11-5

1996 Central Division

Wk	CIN	BAL	HOU	JAX	PIT
1	0-1	1-0	0-1	1-0	0-1
2	0-2	1-1	1-1	1-1	1-1
3	1-2	1-2	1-1	1-2	2-1
4	1-3	2-2	2-2	1-3	3-1
5	1-4	2-3	3-2	2-3	4-1
6	1-5	2-4	4-2	2-4	5-1
7	1-6	2-5	5-2	3-4	5-2
8	2-6	3-5	5-3	3-5	6-2
9	3-6	3-6	5-4	3-6	7-2
10	4-6	3-7	6-4	4-6	7-3
11	4-7	3-8	6-5	4-7	8-3
12	5-7	3-9	6-6	5-7	9-3
13	5-8	4-9	7-6	6-7	9-4
14	6-8	4-10	7-7	7-7	10-4
15	7-8	4-11	7-8	8-7	10-5
16	8-8	4-12	8-8	9-7	10-6

2000 Central Division

Wk	CIN	CLE	BAL	JAX	TEN	PIT
1	Bye	0-1	1-0	1-0	0-1	0-1
2	0-1	1-1	2-0	1-1	1-1	Bye
3	0-2	2-1	2-1	2-1	Bye	0-2
4	0-3	2-2	3-1	2-2	2-1	0-3
5	0-4	2-3	4-1	2-3	3-1	1-3
6	0-5	2-4	5-1	2-4	4-1	2-3
7	0-6	2-5	5-2	2-5	5-1	3-3
8	1-6	2-6	5-3	2-6	6-1	4-3
9	2-6	2-7	5-4	3-6	7-1	5-3
10	2-7	2-8	6-4	Bye	8-1	5-4
11	2-8	3-8	7-4	3-7	8-2	5-5
12	2-9	3-9	8-4	4-7	9-2	5-6
13	2-10	3-10	9-4	5-7	9-3	6-6
14	3-10	3-11	Bye	6-7	10-3	7-6
15	3-11	3-12	10-4	7-7	11-3	7-7
16	4-11	3-13	11-4	7-8	12-3	8-7
17	4-12	Bye	12-4	7-9	13-3	9-7

1993 Central Division

Wk	CIN	CLE	HOU	PIT
1	0-1	1-0	0-1	0-1
2	0-2	2-0	1-1	0-2
3	0-3	3-0	1-2	1-2
4	0-4	3-1	1-3	2-2
5	0-5	3-2	1-4	3-2
6	0-6	4-2	2-4	4-2
7	0-7	5-2	3-4	4-3
8	0-8	5-3	4-4	5-3
9	0-9	5-4	5-4	6-3
10	0-10	5-5	6-4	6-4
11	1-10	5-6	7-4	6-5
12	1-11	6-6	8-4	7-5
13	1-12	6-7	9-4	8-5
14	2-12	6-8	10-4	8-6
15	3-12	7-8	11-4	8-7
16	3-13	7-9	12-4	9-7

1997 Central Division

Wk	CIN	BAL	JAX	TEN	PIT
1	1-0	0-1	1-0	1-0	0-1
2	1-1	1-1	2-0	1-1	1-1
3	1-2	2-1	3-0	1-2	1-2
4	1-3	3-1	3-1	1-3	2-2
5	1-4	3-2	4-1	1-4	3-2
6	1-5	3-3	5-1	2-4	4-2
7	1-6	3-4	5-2	3-4	5-2
8	1-7	4-4	5-3	4-4	6-2
9	2-7	4-5	6-3	4-5	6-3
10	3-7	4-6	7-3	5-5	7-3
11	3-8	4-6-1	8-3	5-6	8-3
12	4-8	4-7-1	8-4	6-6	8-4
13	4-9	4-8-1	9-4	7-6	9-4
14	5-9	5-8-1	9-5	7-7	10-4
15	6-9	6-8-1	10-5	7-8	11-4
16	7-9	6-9-1	11-5	8-8	11-5

2001 Central Division

Wk	CIN	CLE	BAL	JAX	TEN	PIT
1	1-0	0-1	1-0	1-0	0-1	0-1
2	2-0	1-1	1-1	2-0	0-2	Bye
3	2-1	2-1	2-1	2-1	Bye	1-1
4	2-2	3-1	3-1	2-2	0-3	2-1
5	3-2	3-2	3-2	Bye	1-3	3-1
6	3-3	4-2	3-3	2-3	2-3	4-1
7	4-3	Bye	4-3	2-4	2-4	5-1
8	Bye	4-3	5-3	2-5	3-4	6-2
9	4-4	4-4	6-3	3-5	3-5	6-2
10	4-5	5-4	6-4	3-6	4-5	7-2
11	4-6	6-4	7-4	3-7	4-6	8-2
12	4-7	6-5	8-4	3-8	5-6	9-2
13	4-8	6-6	Bye	4-8	5-7	10-2
14	4-9	6-7	8-5	5-8	6-7	11-2
15	4-10	6-8	9-5	6-8	7-7	12-2
16	5-10	7-8	9-6	6-9	7-8	12-3
17	6-10	7-9	10-6	6-10	7-9	13-3

1994 Central Division

Wk	CIN	CLE	HOU	PIT
1	0-1	1-0	0-1	0-1
2	0-2	1-1	0-2	1-1
3	0-3	2-1	0-3	2-1
4	0-4	3-1	1-3	2-2
5	0-5	4-1	1-4	3-2
6	0-6	5-1	1-5	4-2
7	0-7	6-1	1-6	5-2
8	0-8	6-2	1-7	5-3
9	1-8	7-2	1-8	6-3
10	2-8	8-2	1-9	7-3
11	2-9	8-3	1-10	8-3
12	2-10	9-3	1-11	9-3
13	2-11	9-4	1-12	10-3
14	2-12	10-4	1-13	11-3
15	2-13	10-5	1-14	12-3
16	3-13	11-5	2-14	12-4

1998 Central Division

Wk	CIN	BAL	JAX	TEN	PIT
1	0-1	0-1	1-0	1-0	1-0
2	1-1	1-1	2-0	1-1	2-0
3	1-2	1-2	3-0	1-2	2-1
4	1-3	2-2	4-0	1-3	3-1
5	2-3	2-3	5-0	2-3	3-2
6	2-4	2-4	5-1	3-3	4-2
7	2-5	2-5	5-2	3-4	5-2
8	2-6	2-6	6-2	4-4	5-3
9	2-7	3-6	7-2	5-4	6-3
10	2-8	3-7	8-2	6-4	6-4
11	2-9	4-7	8-3	6-5	7-4
12	2-10	5-7	9-3	6-6	7-5
13	2-11	5-8	10-3	7-6	7-6
14	2-12	5-9	10-4	8-6	7-7
15	3-12	5-10	10-5	8-7	7-8
16	3-13	6-10	11-5	8-8	7-9

2002 North Division

Wk	BAL	CIN	CLE	PIT
1	0-1	0-1	0-1	0-1
2	0-2	0-2	1-1	0-2
3	Bye	0-3	2-1	Bye
4	1-2	0-4	2-2	1-2
5	2-2	0-5	2-3	1-3
6	2-3	0-6	2-4	2-3
7	3-3	Bye	3-4	3-3
8	3-4	0-7	4-4	4-3
9	3-5	1-7	4-5	5-3
10	4-5	1-8	Bye	5-3-1
11	4-6	1-9	5-5	5-4-1
12	5-6	1-10	6-5	6-4-1
13	6-6	1-11	6-6	7-4-1
14	6-7	1-12	7-6	7-5-1
15	7-7	1-13	7-7	8-5-1
16	7-8	2-13	8-7	9-5-1
17	7-9	2-14	9-7	10-5-1

1995 Central Division

Wk	CIN	CLE	HOU	JAX	PIT
1	1-0	0-1	1-0	0-1	1-0
2	2-0	1-1	1-1	0-2	2-0
3	2-1	1-2	1-2	0-3	2-1
4	2-2	2-2	2-2	0-4	2-2
5	2-3	2-3	2-3	1-4	3-2
6	2-4	2-4	2-4	2-4	3-3
7	3-4	2-5	2-5	2-5	3-4
8	3-5	3-5	3-5	3-5	4-4
9	3-6	4-5	4-5	3-6	5-4
10	4-6	4-6	4-6	3-7	6-4
11	4-7	4-7	4-7	3-8	7-4
12	5-7	5-7	5-7	3-9	8-4
13	5-8	5-8	5-8	3-10	9-4
14	6-8	5-9	5-9	3-11	10-4
15	6-9	6-9	6-9	3-12	11-4
16	7-9	7-9	7-9	4-12	11-5

1999 Central Division

Wk	CIN	CLE	BAL	JAX	TEN	PIT
1	0-1	0-1	0-1	1-0	1-0	1-0
2	0-2	0-2	0-2	2-0	2-0	2-0
3	0-3	0-3	1-2	2-1	3-0	2-1
4	1-3	0-4	2-2	3-1	3-1	2-2
5	1-4	0-5	2-3	4-1	4-1	2-3
6	1-5	0-6	Bye	5-1	Bye	3-3
7	1-6	0-7	2-4	Bye	5-1	4-3
8	1-7	1-7	2-5	6-1	6-1	Bye
9	1-8	1-8	3-5	7-1	6-2	5-3
10	1-9	2-8	3-6	8-1	7-2	5-4
11	1-10	2-9	4-6	9-1	8-2	5-5
12	2-10	2-10	4-7	10-1	9-2	5-6
13	3-10	2-11	5-7	11-1	9-3	5-7
14	4-10	2-12	6-7	12-1	10-3	5-8
15	Bye	2-13	7-7	13-1	11-3	5-9
16	4-11	2-14	8-7	13-2	12-3	6-9
17	4-12	Bye	8-8	14-2	13-3	6-10

● Division Champion ● Wild Card Team

AFC Central/North Division PLAYOFF RACES (Week-by-Week)

2003 North Division

Wk	BAL	CIN	CLE	PIT
1	0-1	0-1	0-1	1-0
2	1-1	0-2	0-2	1-1
3	2-1	0-3	1-2	2-1
4	2-2	1-3	1-3	2-2
5	Bye	1-4	2-3	2-3
6	3-2	Bye	3-3	2-4
7	3-3	2-4	3-4	Bye
8	4-3	3-4	3-5	2-5
9	5-3	3-5	Bye	2-6
10	5-4	4-5	3-6	3-6
11	5-5	5-5	4-6	3-7
12	6-5	6-5	4-7	4-7
13	7-5	7-5	4-8	4-8
14	8-5	7-6	4-9	5-8
15	8-6	8-6	4-10	5-9
16	9-6	8-7	4-11	6-9
17	10-6	8-8	5-11	6-10

2007 North Division

Wk	BAL	CIN	CLE	PIT
1	0-1	1-0	0-1	1-0
2	1-1	1-1	1-1	2-0
3	2-1	1-2	1-2	3-0
4	2-2	1-3	2-2	3-1
5	3-2	Bye	2-3	4-1
6	4-2	1-4	3-3	Bye
7	4-3	2-4	Bye	4-2
8	Bye	2-5	4-3	5-2
9	4-4	2-6	5-3	6-2
10	4-5	3-6	5-4	7-2
11	4-6	3-7	6-4	7-3
12	4-7	4-7	7-4	8-3
13	4-8	4-8	7-5	9-3
14	4-9	5-8	8-5	9-4
15	4-10	5-9	9-5	9-5
16	4-11	6-9	9-6	10-5
17	5-11	7-9	10-6	10-6

2011 North Division

Wk	BAL	CIN	CLE	PIT
1	1-0	0-1	0-1	0-1
2	1-1	1-1	1-1	1-1
3	2-1	1-2	1-1	2-1
4	3-1	2-2	2-2	2-2
5	Bye	3-2	Bye	3-2
6	4-1	4-2	2-3	4-2
7	4-2	Bye	3-3	5-2
8	5-2	5-2	3-4	6-2
9	6-2	6-2	3-5	6-3
10	6-3	6-3	3-6	7-3
11	7-3	6-4	4-6	Bye
12	8-3	7-4	4-7	8-3
13	9-3	7-5	4-8	9-3
14	10-3	7-6	4-9	10-3
15	10-4	8-6	4-10	10-4
16	11-4	9-6	4-11	11-4
17	12-4	9-7	4-12	12-4

2004 North Division

Wk	BAL	CIN	CLE	PIT
1	0-1	0-1	1-0	1-0
2	1-1	1-1	1-1	1-1
3	2-1	1-2	1-2	2-1
4	2-2	1-3	2-2	3-1
5	3-2	Bye	2-3	4-1
6	Bye	1-4	3-3	5-1
7	4-2	2-4	3-4	Bye
8	4-3	2-5	Bye	6-1
9	5-3	3-5	3-5	7-1
10	6-3	4-5	3-6	8-1
11	7-3	4-6	3-7	9-1
12	7-4	5-6	3-8	10-1
13	7-5	6-6	3-9	11-1
14	8-5	6-7	3-10	12-1
15	8-6	6-8	3-11	13-1
16	8-7	7-8	3-12	14-1
17	9-7	8-8	4-12	15-1

2008 North Division

Wk	BAL	CIN	CLE	PIT
1	1-0	0-1	0-1	1-0
2	Bye	0-2	0-2	2-0
3	2-0	0-3	0-3	2-1
4	2-1	0-4	1-3	3-1
5	2-2	0-5	Bye	4-1
6	2-3	0-6	2-3	Bye
7	3-3	0-7	2-4	5-1
8	4-3	0-8	3-4	5-2
9	5-3	1-8	3-5	6-2
10	6-3	Bye	3-6	6-3
11	6-4	1-8-1	4-6	7-3
12	7-4	1-9-1	4-7	8-3
13	8-4	1-10-1	4-8	9-3
14	9-4	1-11-1	4-9	10-3
15	9-5	2-11-1	4-10	11-3
16	10-5	3-11-1	4-11	11-4
17	11-5	4-11-1	4-12	12-4

2012 North Division

Wk	BAL	CIN	CLE	PIT
1	1-0	0-1	0-1	0-1
2	1-1	1-1	0-2	1-1
3	2-1	2-1	0-3	1-2
4	3-1	3-1	0-4	Bye
5	4-1	3-2	0-5	2-2
6	5-1	3-3	1-5	2-3
7	5-2	3-4	1-6	3-3
8	Bye	Bye	2-6	4-3
9	6-2	3-5	2-7	5-3
10	7-2	4-5	Bye	6-3
11	8-2	5-5	2-8	6-4
12	9-2	6-5	3-8	6-5
13	9-3	7-5	4-8	7-5
14	9-4	7-6	5-8	7-6
15	9-5	8-6	5-9	7-7
16	10-5	9-6	5-10	7-8
17	10-6	10-6	5-11	8-8

2005 North Division

Wk	BAL	CIN	CLE	PIT
1	0-1	1-0	0-1	1-0
2	0-2	2-0	1-1	2-0
3	Bye	3-0	1-2	2-1
4	1-2	4-0	Bye	Bye
5	1-3	4-1	2-2	3-1
6	2-3	5-1	2-3	3-2
7	2-4	5-2	2-4	4-2
8	2-5	6-2	2-5	5-2
9	2-6	7-2	3-5	6-2
10	2-7	Bye	3-6	7-2
11	3-7	7-3	4-6	7-3
12	3-8	8-3	4-7	7-4
13	4-8	9-3	4-8	7-5
14	4-9	10-3	4-9	8-5
15	5-9	11-3	5-9	9-5
16	6-9	11-4	5-10	10-5
17	6-10	11-5	6-10	11-5

2009 North Division

Wk	BAL	CIN	CLE	PIT
1	1-0	0-1	0-1	1-0
2	2-0	1-1	0-2	1-1
3	3-0	2-1	0-3	1-2
4	3-1	3-1	0-4	2-2
5	3-2	4-1	1-4	3-2
6	3-3	4-2	1-5	4-2
7	Bye	5-2	1-6	5-2
8	4-3	Bye	1-7	Bye
9	4-4	6-2	Bye	6-2
10	5-4	7-2	1-8	6-3
11	5-5	7-3	1-9	6-4
12	6-5	8-3	1-10	6-5
13	6-6	9-3	1-11	6-6
14	7-6	9-4	2-11	6-7
15	8-6	9-5	3-11	7-7
16	8-7	10-5	4-11	8-7
17	9-7	10-6	5-11	9-7

2013 North Division

Wk	BAL	CIN	CLE	PIT
1	0-1	0-1	0-1	0-1
2	1-1	1-1	0-2	0-2
3	2-1	2-1	1-2	0-3
4	2-2	2-2	2-2	0-4
5	3-2	3-2	3-2	Bye
6	3-3	4-2	3-3	1-4
7	3-4	5-2	3-4	2-4
8	Bye	6-2	3-5	2-5
9	3-5	6-3	4-5	2-6
10	4-5	6-4	Bye	3-6
11	4-6	7-4	4-6	4-6
12	5-6	Bye	4-7	5-6
13	6-6	8-4	4-8	5-7
14	7-6	9-4	4-9	5-8
15	8-6	9-5	4-10	6-8
16	8-7	10-5	4-11	7-8
17	8-8	11-5	4-12	8-8

2006 North Division

Wk	BAL	CIN	CLE	PIT
1	1-0	1-0	0-1	1-0
2	2-0	2-0	0-2	1-1
3	3-0	3-0	0-3	1-2
4	4-0	3-1	1-3	Bye
5	4-1	Bye	1-4	1-3
6	4-2	3-2	Bye	2-3
7	Bye	4-2	1-5	2-4
8	5-2	4-3	2-5	2-5
9	6-2	4-4	2-6	2-6
10	7-2	4-5	3-6	3-6
11	8-2	5-5	3-7	4-6
12	9-2	6-5	3-8	4-7
13	9-3	7-5	4-8	5-7
14	10-3	8-5	4-9	6-7
15	11-3	8-6	4-10	7-7
16	12-3	8-7	4-11	7-8
17	13-3	8-8	4-12	8-8

2010 North Division

Wk	BAL	CIN	CLE	PIT
1	1-0	0-1	0-1	1-0
2	1-1	1-1	0-2	2-0
3	2-1	2-1	0-3	3-0
4	3-1	2-2	1-3	3-1
5	4-1	2-3	1-4	Bye
6	4-2	Bye	1-5	4-1
7	5-2	2-4	2-5	5-1
8	Bye	2-5	Bye	5-2
9	6-2	2-6	3-5	6-2
10	6-3	2-7	3-6	6-3
11	7-3	2-8	3-7	7-3
12	8-3	2-9	4-7	8-3
13	8-4	2-10	5-7	9-3
14	9-4	2-11	5-8	10-3
15	10-4	3-11	5-9	10-4
16	11-4	4-11	5-10	11-4
17	12-4	4-12	5-11	12-4

2014 North Division

Wk	BAL	CIN	CLE	PIT
1	0-1	1-0	0-1	1-0
2	1-1	2-0	1-1	1-1
3	2-1	3-0	1-2	2-1
4	3-1	Bye	Bye	2-2
5	3-2	3-1	2-2	3-2
6	4-2	3-1-1	3-2	3-3
7	5-2	3-2-1	3-3	4-3
8	5-3	4-2-1	4-3	5-3
9	5-4	5-2-1	5-3	6-3
10	6-4	5-3-1	6-3	6-4
11	Bye	6-3-1	6-4	7-4
12	7-4	7-3-1	7-4	Bye
13	7-5	8-3-1	7-5	7-5
14	8-5	8-4-1	7-6	8-5
15	9-5	9-4-1	7-7	9-5
16	9-6	10-4-1	7-8	10-5
17	10-6	10-5-1	7-9	11-5

● Division Champion ● Wild Card Team

MEDIA INFORMATION

FOOTBALL STAFF

2015 PLAYERS

2014 IN REVIEW

STEELERS HISTORY

RECORDS

STEELERS *Quarterback Records*

QUARTERBACK STARTING RECORDS

Year	Player	Record	Year	Player	Record
1969	Terry Hanratty	0-5	1992	Neil O'Donnell	9-3
1970	Terry Bradshaw	3-5		Bubby Brister	2-2
	Terry Hanratty	2-4	1993	Neil O'Donnell	9-6
1971	Terry Bradshaw	5-8		Mike Tomczak	0-1
	Terry Hanratty	1-0	1994	Neil O'Donnell	10-4
1972	Terry Bradshaw	11-3		Mike Tomczak	2-0
1973	Terry Bradshaw	8-1	1995	Neil O'Donnell	9-3
	Terry Hanratty	2-2		Mike Tomczak	2-2
	Joe Gilliam	0-1	1996	Mike Tomczak	10-5
1974	Terry Bradshaw	5-2		Jim Miller	0-1
	Terry Hanratty	1-0	1997	Kordell Stewart	11-5
	Joe Gilliam	4-1-1	1998	Kordell Stewart	7-9
1975	Terry Bradshaw	12-2	1999	Kordell Stewart	5-6
1976	Mike Kruczek	6-0		Mike Tomczak	1-4
	Terry Bradshaw	4-4	2000	Kordell Stewart	7-4
1977	Terry Bradshaw	9-5		Kent Graham	2-3
1978	Terry Bradshaw	14-2	2001	Kordell Stewart	13-3
1979	Terry Bradshaw	12-4	2002	Tommy Maddox	8-3-1
1980	Terry Bradshaw	9-6		Kordell Stewart	2-2
	Cliff Stoudt	0-1	2003	Tommy Maddox	6-10
1981	Terry Bradshaw	8-6	2004	Ben Roethlisberger	13-0
	Mark Malone	0-2		Tommy Maddox	2-1
1982	Terry Bradshaw	6-3	2005	Ben Roethlisberger	9-3
1983	Cliff Stoudt	9-6		Charlie Batch	2-0
	Terry Bradshaw	1-0		Tommy Maddox	0-2
1984	Mark Malone	6-3	2006	Ben Roethlisberger	7-8
	David Woodley	3-4		Charlie Batch	1-0
1985	David Woodley	4-2	2007	Ben Roethlisberger	10-5
	Mark Malone	3-5		Charlie Batch	0-1
	Scott Campbell	0-2	2008	Ben Roethlisberger	12-4
1986	Mark Malone	6-8	2009	Ben Roethlisberger	9-6
	Bubby Brister	0-2		Dennis Dixon	0-1
1987	Mark Malone	6-6	2010	Ben Roethlisberger	9-3
	Steve Bono	2-1		Dennis Dixon	2-0
1988	Bubby Brister	4-9		Charlie Batch	1-1
	Todd Blackledge	1-2	2011	Ben Roethlisberger	11-4
1989	Bubby Brister	8-6		Charlie Batch	1-0
	Todd Blackledge	1-1	2012	Ben Roethlisberger	7-6
1990	Bubby Brister	9-7		Charlie Batch	1-1
1991	Bubby Brister	5-3		Byron Leftwich	0-1
	Neil O'Donnell	2-6	2013	Ben Roethlisberger	8-8
			2014	Ben Roethlisberger	11-5



QUARTERBACK CAREER RECORDS

Terry Bradshaw (1970-83)	107-51
Ben Roethlisberger (2004-14)	106-52
Kordell Stewart (1995-02)	45-29
Neil O'Donnell (1990-95)	39-22
Bubby Brister (1986-92)	28-29
Mark Malone (1981-87)	21-24
Tommy Maddox (2002-05)	16-16-1
Mike Tomczak (1993-99)	15-12
Cliff Stoudt (1977-83)	9-7
David Woodley (1984-85)	7-6
Mike Kruczek (1976-79)	6-0
Charlie Batch (2002-12)	6-3
Terry Hanratty (1969-75)	6-11
Joe Gilliam (1972-75)	4-2-1
Dennis Dixon (2008-11)	2-1
Steve Bono (1987-88)	2-1
Kent Graham (2000)	2-3
Todd Blackledge (1988-89)	2-3
Byron Leftwich (2008, 2010-2012)	0-1
Jim Miller (1995-96)	0-1
Scott Campbell (1984-86)	0-2

STEELERS Attendance

STEELERS YEARLY ATTENDANCE FIGURES/AVERAGE (Regular Season)

Year	Games	Home Total	Home Avg.	Away Total	Away Avg.	Yearly Total	Yearly Avg.
1933	11	57,000	11,400	42,500	8,500	99,500	9,500
1934	12	85,834	14,306	63,200	10,533	149,034	12,419
1935	12	87,421	12,489	55,000	11,000	142,421	11,868
1936	12	90,464	18,093	78,747	11,250	169,211	14,101
1937	10	79,629	13,272	68,282	17,071	147,911	14,791
1938	11	63,999	12,800	91,441	18,288	155,440	15,544
1939	11	37,378	7,476	105,328	17,555	142,706	12,973
1940	11	101,988	20,398	103,683	17,281	205,671	18,697
1941	11	81,129	16,226	134,233	22,372	215,362	19,579
1942	11	86,017	17,203	96,353	16,059	182,369	16,579
1943	10	129,347	21,558	107,865	26,966	237,212	23,721
1944	10	69,670	13,934	135,988	27,198	205,658	20,566
1945	10	95,765	19,153	149,887	29,977	245,652	24,565
1946	11	176,827	35,365	158,916	26,486	335,743	30,522
1947	13	243,271	34,753	198,628	33,105	441,899	33,992
1948	12	174,726	29,121	118,892	19,815	293,618	24,468
1949	12	152,767	25,461	123,672	20,612	276,439	23,037
1950	12	158,134	26,356	143,298	23,883	301,432	25,119
1951	12	134,126	22,354	106,925	17,821	241,051	20,088
1952	12	134,669	22,445	187,898	31,316	322,567	26,881
1953	12	157,830	26,305	155,466	25,911	313,296	26,108
1954	12	182,648	30,441	141,070	23,512	323,718	26,977
1955	12	176,496	29,416	201,711	33,619	378,207	31,517
1956	12	170,267	28,378	211,563	35,261	381,830	31,819
1957	12	168,957	28,160	197,898	32,983	366,855	30,571
1958	12	140,592	23,432	209,337	34,890	349,929	29,161
1959	12	159,870	26,645	255,573	42,596	415,443	34,620
1960	12	173,099	28,850	265,469	44,245	438,568	36,547
1961	14	155,903	22,272	287,625	41,089	443,528	31,681
1962	14	174,741	24,963	297,791	42,542	472,532	33,753
1963	14	257,985	36,855	349,492	49,927	607,477	43,391
1964	14	251,990	35,999	355,453	50,779	607,443	43,389
1965	14	228,954	32,708	366,596	52,371	595,550	42,539
1966	14	249,331	35,619	407,761	58,252	657,092	46,935
1967	14	271,522	38,789	420,655	60,094	692,177	49,441
1968	14	234,241	33,463	396,530	56,647	630,771	45,055
1969	14	273,058	39,008	416,758	59,537	689,816	49,273
1970	14	323,387	46,198	400,966	57,281	724,353	51,740
1971	14	323,812	46,259	412,446	58,921	736,258	52,590
1972	14	340,549	48,650	387,406	55,344	727,955	51,997
1973	14	377,351	53,907	332,111	47,444	709,462	50,676
1974	14	325,457	46,494	405,919	57,988	731,376	52,241
1975	14	341,205	48,744	391,700	55,957	732,905	52,350
1976	14	330,620	47,231	416,875	59,554	747,495	53,393
1977	14	337,156	48,165	399,251	57,036	736,407	52,601
1978	16	380,258	47,532	490,878	61,360	871,136	54,446
1979	16	391,931	48,991	492,722	61,590	884,653	55,291
1980	16	424,106	53,013	491,122	61,390	915,228	57,202
1981	16	421,234	52,654	483,184	60,398	904,418	56,509
1982	9	208,890	52,223	286,852	57,370	549,288	54,929
1983	16	462,587	57,823	481,357	60,170	943,944	58,997
1984	16	447,288	55,911	508,396	63,550	955,644	59,728
1985	16	436,069	54,509	481,201	60,150	917,270	57,329
1986	16	414,937	51,867	482,461	60,308	897,398	56,087

● Team Record
 ● One game of attendance unavailable
 ● Games played in Pittsburgh and Philadelphia.
● Inaugural Season at Heinz Field
 ● Games played in Pittsburgh and Chicago

MEDIA INFORMATION

FOOTBALL STAFF

2015 PLAYERS

2014 IN REVIEW

STEELERS HISTORY

RECORDS

STEELERS Attendance

STEELERS YEARLY ATTENDANCE FIGURES/AVERAGE (Regular Season) (Continued)

Year	Games	Home Total	Home Avg.	Away Total	Away Avg.	Yearly Total	Yearly Avg.
1987	15	353,402	50,486	364,454	45,557	717,856	47,857
1988	16	396,044	49,506	466,099	58,262	862,143	53,884
1989	16	383,494	47,937	441,022	55,128	824,516	51,532
1990	16	434,769	54,346	510,899	63,862	945,668	59,104
1991	16	406,935	50,867	526,678	65,835	933,613	58,351
1992	16	427,282	53,410	510,270	63,784	937,552	58,597
1993	16	440,927	55,116	503,509	62,939	944,436	59,027
1994	16	461,272	57,659	494,849	61,606	954,121	59,633
1995	16	455,913	56,989	486,946	60,868	942,859	58,929
1996	16	466,944	58,368	513,289	64,161	980,233	61,264
1997	16	462,532	57,817	519,955	64,994	982,487	61,405
1998	16	464,619	58,077	540,926	67,616	1,005,545	62,847
1999	16	416,618	52,077	555,589	69,448	972,207	60,763
2000	16	440,428	55,053	546,611	68,326	987,039	61,690
2001	16	499,191	62,399	556,337	69,542	1,055,528	65,971
2002	16	490,274	61,284	533,174	66,647	1,023,448	63,966
2003	16	477,584	59,698	574,929	71,866	1,052,513	65,782
2004	16	507,385	63,423	574,856	71,857	1,082,241	67,640
2005	16	507,434	63,429	541,305	67,663	1,048,739	65,546
2006	16	499,461	62,433	552,626	69,078	1,052,087	65,755
2007	16	496,625	62,084	564,632	70,579	1,061,307	66,332
2008	16	503,125	62,890	573,573	71,866	1,076,698	67,294
2009	16	507,882	63,458	543,504	67,938	1,051,386	65,711
2010	16	504,669	63,084	545,046	68,131	1,049,715	65,607
2011	16	504,279	63,035	545,236	68,155	1,049,515	65,595
2012	16	489,135	61,141	589,439+	73,680+	1,078,574+	67,411
2013	16	458,489	57,311	567,283	70,910	1,025,772	64,111
2014	16	497,811	62,226	562,731	70,341	1,060,542	66,283

• Team Record • One game of attendance unavailable • Games played in Pittsburgh and Philadelphia
 • Inaugural Season at Heinz Field • Games played in Pittsburgh and Chicago

STEELERS Attendance

ATTENDANCE AT HEINZ FIELD

The Steelers drew 497,811 fans to their eight home games during the 2014 season, averaging 62,226 per home game. Since Heinz Field opened in 2001, the Steelers have averaged at least 57,000 fans per game each season.

Pittsburgh had a season-high 64,697 fans in Week 17 versus Cincinnati.

The Steelers have sold out 333 straight regular-season games at home, dating back to Nov. 5, 1972 versus Cincinnati.

Below are the Steelers' all-time home attendance figures since 1970:

ALL-TIME ATTENDANCE AT HEINZ FIELD

REGULAR SEASON

Year	Games	Total Attendance	Avg.
1970	7	318,698	45,528
1971	7	323,812	46,259
1972	7	340,549	48,650
1973	8	377,351	47,169
1974	7	325,457	46,494
1975	7	341,205	48,744
1976	7	330,620	47,231
1977	7	337,156	48,165
1978	8	380,258	47,532
1979	8	391,931	48,991
1980	8	424,106	53,013
1981	8	420,964	52,621
1982	4	208,890	52,223
1983	8	462,587	57,823
1984	8	447,288	55,911
1985	8	436,089	54,509
1986	8	414,937	51,867
1987	7	353,402	50,586
1988	8	396,044	49,506
1989	8	383,494	47,937
1990	8	434,769	54,346
1991	8	406,935	50,867
1992	8	427,782	53,410
1993	8	440,927	55,116
1994	8	461,272	57,659
1995	8	455,913	56,989
1996	8	466,944	58,368
1997	8	462,532	57,817
1998	8	464,619	58,077
1999	8	416,618	52,077
2000	8	440,428	55,053
2001	8	499,191	62,399
2002	8	490,274	61,284
2003	8	477,584	59,698
2004	8	507,385	63,423
2005	8	507,434	63,429
2006	8	499,461	62,433
2007	8	496,675	62,084
2008	8	503,125	62,890
2009	8	507,882	63,488
2010	8	504,669	63,084
2011	8	504,279	63,035
2012	8	489,135	61,141
2013	8	458,489	57,311
2014	8	497,811	62,226

● Played four home games due to players' strike.

● Played seven home games due to players' strike.

● Inaugural season at Heinz Field.

● Team Record

BREAKDOWN OF 2014 ATTENDANCE

The Steelers drew an average of 62,226 fans to each home game in 2014. It marked the 21st time in the last 22 seasons and the 15th consecutive season that the Steelers have averaged more than 55,000 fans at each home game.

The Steelers continued to be one of the most popular road teams in 2014. Pittsburgh drew 562,731 fans on the road, an average of 70,341 fans per game.

2014 REGULAR-SEASON ATTENDANCE NUMBERS

Home	Road
1. Cleveland [64,598]	Baltimore [71,181]
2. Tampa Bay [62,910]	Carolina [73,945]
3. Houston [56,375]	Jacksonville [66,198]
4. Indianapolis [62,479]	Cleveland [67,431]
5. Baltimore [63,971]	New York Jets [78,160]
6. New Orleans [61,916]	Tennessee [69,143]
7. Kansas City [60,865]	Cincinnati [65,512]
8. Cincinnati [64,697]	Atlanta [71,161]

TOP 10 HOME CROWDS IN STEELERS HISTORY

The Steelers set the single-game home attendance record [66,662] in the 2010 AFC Championship Game against the New York Jets.

The Steelers overall attendance record at Three Rivers Stadium was 61,545 during the 1994 AFC Championship Game (Jan. 15, 1995) versus the San Diego Chargers. Pittsburgh's top regular-season attendance figure at Three Rivers was 60,808 on Dec. 18, 1994, versus the Cleveland Browns.

	Date	Opponent	Attendance
1.	Jan. 23, 2011	New York Jets*	66,662
2.	Oct. 25, 2009	Minnesota	65,597
3.	Jan. 18, 2009	Baltimore*	65,350
4.	Nov. 15, 2009	Cincinnati	65,392
5.	Jan. 23, 2005	New England*	65,242
6.	Oct. 17, 2010	Cleveland	65,168
7.	Sept. 10, 2009	Tennessee	65,110
8.	Oct. 26, 2008	N.Y. Giants	64,991
9.	Nov. 21, 2010	Oakland	64,987
10.	Nov. 7, 2004	Philadelphia	64,975

* Playoff Game

2014 Mike Tomlin (HEAD COACH)

W-11, L-5	Steelers	Opp.
9/7	Cleveland	30 27 (W)
9/11	at Baltimore	26 6 (L)
9/21	at Carolina	37 19 (W)
9/28	Tampa Bay	27 24 (L)
10/5	at Jacksonville	17 9 (W)
10/12	at Cleveland	31 10 (L)
10/20	Houston	30 23 (W)
10/26	Indianapolis	51 34 (W)
11/2	Baltimore	43 23 (W)
11/9	at N.Y. Jets	20 13 (L)
11/17	at Tennessee	27 24 (W)
11/23	Idle	
11/30	New Orleans	35 32 (L)
12/7	at Cincinnati	42 21 (W)
12/14	at Atlanta	27 20 (W)
12/21	Kansas City	20 12 (W)
12/28	Cincinnati	27 17 (W)
(H 5-3, A 3-5)	490	314

AFC Playoff Game (Wild Card)

1/3	Baltimore	17 30 (L)
-----	-----------	-----------

2013 Mike Tomlin (HEAD COACH)

W-8, L-8	Steelers	Opp.
9/8	Tennessee	9 16 (L)
9/16	at Cincinnati	10 20 (L)
9/22	Chicago	23 40 (L)
9/29	at Minnesota (London)	27 34 (L)
10/6	Idle	
10/13	at N.Y. Jets	19 6 (W)
10/20	Baltimore	19 16 (W)
10/27	at Oakland	18 21 (L)
11/3	at New England	31 55 (L)
11/10	Buffalo	23 10 (W)
11/17	Detroit	37 27 (W)
11/24	at Cleveland	27 11 (W)
11/28	at Baltimore	20 22 (L)
12/8	Miami	28 34 (L)
12/15	Cincinnati	30 20 (W)
12/22	at Green Bay	38 31 (W)
12/29	Cleveland	20 7 (W)
(H 5-3, A 3-5)	379	370

2012 Mike Tomlin (HEAD COACH)

W-8, L-8	Steelers	Opp.
9/9	at Denver	19 31 (L)
9/16	N.Y. Jets	27 10 (W)
9/23	at Oakland	31 34 (L)
9/30	Idle	
10/7	Philadelphia	16 14 (W)
10/11	at Tennessee	23 26 (L)
10/21	at Cincinnati	24 17 (W)
10/28	Washington	27 12 (W)
11/4	at N.Y. Giants	24 20 (W)
11/12	Kansas City (OT)	16 13 (L)
11/18	Baltimore	10 13 (L)
11/25	at Cleveland	14 20 (L)
12/2	at Baltimore	23 20 (W)
12/9	San Diego	24 34 (L)
12/16	at Dallas (OT)	24 27 (L)
12/23	Cincinnati	10 13 (L)
12/30	Cleveland	24 10 (W)
(H 5-3, A 3-5)	336	314



2011 Mike Tomlin (HEAD COACH)

W-12, L-4	Steelers	Opp.
9/11	at Baltimore	7 35 (L)
9/18	Seattle	24 0 (W)
9/25	at Indianapolis	23 20 (W)
10/2	at Houston	10 17 (L)
10/9	Tennessee	38 17 (W)
10/16	Jacksonville	17 13 (W)
10/23	at Arizona	32 20 (W)
10/30	New England	25 17 (W)
11/6	Baltimore	20 23 (L)
11/13	at Cincinnati	24 17 (W)
11/20	Idle	
11/27	at Kansas City	13 9 (W)
12/4	Cincinnati	35 7 (W)
12/8	Cleveland	14 3 (W)
12/19	at San Francisco	3 20 (L)
12/24	St. Louis	27 0 (W)
1/1	at Cleveland	13 9 (W)
(H 7-1, A 5-3)	325	227

AFC Playoff Game (Wild Card)

1/8	at Denver (OT)	23 29 (L)
-----	----------------	-----------

2010 Mike Tomlin (HEAD COACH)

W-12, L-4	Steelers	Opp.
9/12	Atlanta (OT)	15 9 (W)
9/19	at Tennessee	19 11 (W)
9/26	at Tampa Bay	38 13 (W)
10/3	Baltimore	14 17 (L)
10/10	Idle	
10/17	Cleveland	28 10 (W)
10/24	at Miami	23 22 (W)
10/31	at New Orleans	10 20 (L)
11/8	at Cincinnati	27 21 (W)
11/14	New England	26 39 (L)
11/21	Oakland	35 3 (W)
11/28	at Buffalo (OT)	19 16 (W)
12/5	at Baltimore	13 10 (W)
12/12	Cincinnati	23 7 (W)
12/19	N.Y. Jets	17 22 (L)
12/23	Carolina	27 3 (W)
1/2	at Cleveland	41 9 (W)
(H 5-3, A 7-1)	375	232

AFC Playoff Game (Divisional)

1/15	Baltimore	31 24 (W)
------	-----------	-----------

AFC Championship Game

1/23	N.Y. Jets	24 19 (W)
------	-----------	-----------

Super Bowl XLV (North Texans)

2/6	Green Bay	25 31 (L)
-----	-----------	-----------

2009 Mike Tomlin (HEAD COACH)

W-9, L-7	Steelers	Opp.
9/10	Tennessee (OT)	13 10 (W)
9/20	at Chicago	14 17 (L)
9/27	at Cincinnati	20 23 (L)
10/4	San Diego	38 28 (W)
10/11	at Detroit	28 20 (W)
10/18	Cleveland	27 14 (W)
10/25	Minnesota	27 17 (W)
11/1	Idle	
11/9	at Denver	28 10 (W)
11/15	Cincinnati	12 18 (L)
11/22	at Kansas City (OT)	24 27 (L)
11/29	at Baltimore (OT)	17 20 (L)
12/6	Oakland	24 27 (L)
12/10	at Cleveland	6 13 (L)
12/20	Green Bay	37 36 (W)
12/27	Baltimore	23 20 (W)
1/3	at Miami	30 24 (W)
(H 6-2, A 3-5)	368	324

2008 Mike Tomlin (HEAD COACH)

W-12, L-4	Steelers	Opp.
9/7	Houston	38 17 (W)
9/14	at Cleveland	10 6 (W)
9/21	at Philadelphia	6 15 (L)
9/29	Baltimore (OT)	23 20 (W)
10/5	at Jacksonville	26 21 (W)
10/12	Idle	
10/19	at Cincinnati	38 10 (W)
10/26	N.Y. Giants	14 21 (L)
11/3	at Washington	23 6 (W)
11/9	Indianapolis	20 24 (L)
11/16	San Diego	11 10 (W)
11/20	Cincinnati	27 10 (W)
11/30	at New England	33 10 (W)
12/7	Dallas	20 13 (W)
12/14	at Baltimore	13 9 (W)
12/21	at Tennessee	14 31 (L)
12/28	Cleveland	31 0 (W)
(H 6-2, A 6-2)	347	223

AFC Playoff Game (Divisional)

1/11	San Diego	35 24 (W)
------	-----------	-----------

AFC Championship Game

1/18	Baltimore	23 14 (W)
------	-----------	-----------

Super Bowl XLIII (Tampa Bay)

2/1	Arizona	27 23 (W)
-----	---------	-----------

2007 Mike Tomlin (HEAD COACH)

W-10, L-6	Steelers	Opp.
9/9	at Cleveland	34 7 (W)
9/16	Buffalo	26 3 (W)
9/23	San Francisco	37 16 (W)
9/30	at Arizona	14 21 (L)
10/7	Seattle	21 0 (W)
10/14	Idle	
10/21	at Denver	28 31 (L)
10/28	at Cincinnati	24 13 (W)
11/5	Baltimore	38 7 (W)
11/11	Cleveland	31 28 (W)
11/18	at N.Y. Jets (OT)	16 19 (L)
11/26	Miami	3 0 (W)
12/2	Cincinnati	24 10 (W)
12/9	at New England	13 34 (L)
12/16	Jacksonville	22 29 (L)
12/20	at St. Louis	41 24 (W)
12/30	at Baltimore	21 27 (L)
(H 7-1, A 3-5)	393	269

AFC Playoff Game (Wild Card)

1/5	Jacksonville	29 31 (L)
-----	--------------	-----------

82 YEARS with the Steelers

MEDIA INFORMATION

FOOTBALL STAFF

2015 PLAYERS

2014 IN REVIEW

STEELERS HISTORY

RECORDS

2006 Bill Cowher (HEAD COACH)

W-8, L-8	Steelers	Opp.
9/7 Miami	28	17 [W]
9/18 at Jacksonville	0	9 [L]
9/24 Cincinnati	20	28 [L]
10/1 Idle		
10/8 at San Diego	13	23 [L]
10/15 Kansas City	45	7 [W]
10/22 at Atlanta [OT]	38	41 [L]
10/29 at Oakland	13	20 [L]
11/5 Denver	20	31 [L]
11/12 New Orleans	38	31 [W]
11/19 at Cleveland	24	20 [W]
11/26 at Baltimore	0	27 [L]
12/3 Tampa Bay	20	3 [W]
12/7 Cleveland	27	7 [W]
12/17 at Carolina	37	3 [W]
12/24 Baltimore	7	31 [L]
12/31 at Cincinnati [OT]	23	17 [W]
[H 5-3, A 3-5]	353	315

2006 Bill Cowher (HEAD COACH)

W-11, L-5	Steelers	Opp.
9/11 Tennessee	34	7 [W]
9/18 at Houston	27	7 [W]
9/25 New England	20	23 [L]
10/2 Idle		
10/10 at San Diego	24	22 [W]
10/16 Jacksonville [OT]	17	23 [L]
10/23 at Cincinnati	27	13 [W]
10/31 Baltimore	20	19 [W]
11/6 at Green Bay	20	10 [W]
11/13 Cleveland	34	21 [W]
11/20 at Baltimore [OT]	13	16 [L]
11/28 at Indianapolis	7	26 [L]
12/4 Cincinnati	31	38 [L]
12/11 Chicago	21	9 [W]
12/18 at Minnesota	18	3 [W]
12/24 at Cleveland	41	0 [W]
1/1 Detroit	35	21 [W]
[H 5-3, A 6-2]	389	258

AFC Playoff Game (Wild Card)

1/8 at Cincinnati 31 17 [W]

AFC Playoff Game (Divisional)

1/15 at Indianapolis 21 18 [W]

AFC Championship Game

1/22 at Denver 34 17 [W]

Super Bowl XL (Detroit)

2/5 Seattle 21 10 [W]

2004 Bill Cowher (HEAD COACH)

W-15, L-1	Steelers	Opp.
9/12 Oakland	24	21 [W]
9/19 at Baltimore	13	30 [L]
9/26 at Miami	13	3 [W]
10/3 Cincinnati	28	17 [W]
10/10 Cleveland	34	23 [W]
10/17 at Dallas	24	20 [W]
10/24 Idle		
10/31 New England	34	20 [W]
11/7 Philadelphia	27	3 [W]
11/14 at Cleveland	24	10 [W]
11/21 at Cincinnati	19	14 [W]
11/28 Washington	16	7 [W]
12/5 at Jacksonville	17	16 [W]
12/12 N.Y. Jets	17	6 [W]
12/18 at N.Y. Giants	33	30 [W]
12/26 Baltimore	20	7 [W]
1/2 at Buffalo	29	24 [W]
[H 8-0, A 7-1]	372	251

AFC Playoff Game (Divisional)

1/15 N.Y. Jets [OT] 20 17 [W]

AFC Championship Game

1/23 New England 27 41 [L]

2003 Bill Cowher (HEAD COACH)

W-6, L-10	Steelers	Opp.
9/7 Baltimore	34	15 [W]
9/14 at Kansas City	20	41 [L]
9/21 at Cincinnati	17	10 [W]
9/28 Tennessee	13	30 [L]
10/5 Cleveland	13	33 [L]
10/12 at Denver	14	17 [L]
10/19 Idle		
10/26 St. Louis ***	21	33 [L]
11/2 at Seattle	16	23 [L]
11/9 Arizona	28	15 [W]
11/17 at San Francisco	14	30 [L]
11/23 at Cleveland	13	6 [W]
11/30 Cincinnati	20	24 [L]
12/7 Oakland	27	7 [W]
12/14 at N.Y. Jets	0	6 [L]
12/21 San Diego	40	24 [W]
12/28 at Baltimore [OT]	10	13 [L]
[H 4-4, A 2-6]	300	327

***1,000th game in Steelers history

2002 Bill Cowher (HEAD COACH)

W-10, L-5, T-1	Steelers	Opp.
9/9 at New England	14	30 [L]
9/15 Oakland	17	30 [L]
9/22 Idle		
9/29 Cleveland [OT] **	16	13 [W]
10/6 at New Orleans	29	32 [L]
10/13 at Cincinnati	34	7 [W]
10/21 Indianapolis	28	10 [W]
10/27 at Baltimore	31	18 [W]
11/3 at Cleveland	23	20 [W]
11/10 Atlanta [OT]	34	34 [T]
11/17 at Tennessee	23	31 [L]
11/24 Cincinnati	29	21 [W]
12/1 at Jacksonville	25	23 [W]
12/8 Houston	6	24 [L]
12/15 Carolina	30	14 [W]
12/23 at Tampa Bay	17	7 [W]
12/29 Baltimore	34	31 [W]
[H 5-2-1, A 5-3]	390	345

AFC Playoff Game (Wild Card)

1/5 Cleveland 36 33 [W]

AFC Playoff Game (Divisional)

1/11 at Tennessee [OT] 31 34 [L]

**Cowher's 100th win

2001 Bill Cowher (HEAD COACH)

W-13, L-3	Steelers	Opp.
9/9 at Jacksonville	3	21 [L]
9/23 Idle		
9/30 at Buffalo	20	3 [W]
10/7 Cincinnati	16	7 [W]
10/14 at Kansas City	20	17 [W]
10/21 at Tampa Bay	17	10 [W]
10/29 Tennessee	34	7 [W]
11/4 Baltimore	10	13 [L]
11/11 at Cleveland [OT]	15	12 [W]
11/18 Jacksonville	20	7 [W]
11/25 at Tennessee	34	24 [W]
12/2 Minnesota	21	16 [W]
12/9 N.Y. Jets	18	7 [W]
12/16 at Baltimore	26	21 [W]
12/23 Detroit	47	14 [W]
12/30 at Cincinnati [OT]	23	26 [L]
1/6 Cleveland*	28	7 [W]
[H 7-1, A 6-2]	352	212

AFC Playoff Game (Divisional)

1/20 Baltimore 27 10 [W]

AFC Championship Game

1/27 New England 17 24 [L]

*Originally Scheduled 9/16

2000 Bill Cowher (HEAD COACH)

W-9, L-7	Steelers	Opp.
9/3 Baltimore	0	16 [L]
9/10 Idle		
9/17 at Cleveland	20	23 [L]
9/24 Tennessee	20	23 [L]
10/1 at Jacksonville	24	13 [W]
10/8 at N.Y. Jets	20	3 [W]
10/15 Cincinnati	15	0 [W]
10/22 Cleveland	22	0 [W]
10/29 at Baltimore	9	6 [W]
11/5 at Tennessee	7	9 [L]
11/12 Philadelphia [OT]	23	26 [L]
11/19 Jacksonville	24	34 [L]
11/26 at Cincinnati	48	28 [W]
12/3 Oakland	21	20 [W]
12/10 at N.Y. Giants	10	30 [L]
12/16 Washington	24	3 [W]
12/24 at San Diego	34	21 [W]
[H 4-4, A 5-3]	321	255

1999 Bill Cowher (HEAD COACH)

W-6, L-10	Steelers	Opp.
9/12 at Cleveland	43	0 [W]
9/19 at Baltimore	23	20 [W]
9/26 Seattle	10	29 [L]
10/3 Jacksonville	3	17 [L]
10/10 at Buffalo	21	24 [L]
10/17 at Cincinnati	17	3 [W]
10/25 Atlanta	13	9 [W]
10/31 Idle		
11/7 at San Francisco	27	6 [W]
11/14 Cleveland	15	16 [L]
11/21 at Tennessee	10	16 [L]
11/28 Cincinnati	20	27 [L]
12/2 at Jacksonville	6	20 [L]
12/12 Baltimore	24	31 [L]
12/18 at Kansas City	19	35 [L]
12/26 Carolina	30	20 [W]
1/2 Tennessee	27	36 [L]
[H 2-6, A 4-4]	317	320

1998 Bill Cowher (HEAD COACH)

W-7, L-9	Steelers	Opp.
9/6 at Baltimore	20	13 [W]
9/13 Chicago	17	12 [W]
9/20 at Miami	0	21 [L]
9/27 Seattle	13	10 [W]
10/4 Idle		
10/11 at Cincinnati	20	25 [L]
10/18 Baltimore	16	6 [W]
10/26 at Kansas City	20	13 [W]
11/1 Tennessee	31	41 [L]
11/9 Green Bay	27	20 [W]
11/15 at Tennessee	14	23 [L]
11/22 Jacksonville	30	15 [W]
11/26 at Detroit [OT]	16	19 [L]
12/6 New England	9	23 [L]
12/13 at Tampa Bay	3	16 [L]
12/20 Cincinnati	24	25 [L]
12/28 at Jacksonville	3	21 [L]
[H 5-3, A 2-6]	263	303

82 YEARS with the Steelers

MEDIA INFORMATION

FOOTBALL STAFF

2015 PLAYERS

2014 IN REVIEW

STEELERS HISTORY

RECORDS

1997 Bill Cowher (HEAD COACH)

W-11, L-5	Steelers	Opp.
8/31 Dallas	7	37 [L]
9/7 Washington	14	13 [W]
9/14 AFC Central idle		
9/22 at Jacksonville	21	30 [L]
9/28 Tennessee	37	24 [W]
10/5 at Baltimore	42	34 [W]
10/12 Indianapolis	24	22 [W]
10/19 at Cincinnati	26	10 [W]
10/26 Jacksonville [OT]	23	17 [W]
11/3 at Kansas City	10	13 [L]
11/9 Baltimore	37	0 [W]
11/16 Cincinnati	20	3 [W]
11/23 at Philadelphia	20	23 [L]
11/30 at Arizona [OT]	26	20 [W]
12/7 Denver	35	24 [W]
12/13 at New England [OT]	24	21 [W]
12/21 at Tennessee	6	16 [L]
(H 7-1, A 4-4)	372	307
AFC Playoff Game (Divisional)		
1/3 New England	7	6 [W]
AFC Championship Game		
1/11 Denver	21	24 [L]

1996 Bill Cowher (HEAD COACH)

W-10, L-6	Steelers	Opp.
9/1 at Jacksonville	9	24 [L]
9/8 Baltimore	31	17 [W]
9/16 Buffalo	24	6 [W]
9/22 AFC Central idle		
9/29 Houston	30	16 [W]
10/7 at Kansas City	17	7 [W]
10/13 Cincinnati	20	10 [W]
10/20 at Houston	13	23 [L]
10/27 at Atlanta	20	17 [W]
11/3 St. Louis	42	6 [W]
11/10 at Cincinnati	24	34 [L]
11/17 Jacksonville	28	3 [W]
11/25 at Miami	24	17 [W]
12/1 at Baltimore	17	31 [L]
12/8 San Diego	16	3 [W]
12/15 San Francisco	15	25 [L]
12/22 at Carolina	14	18 [L]
(H 7-1, A 3-5)	344	257
AFC Playoff Game (Wild Card)		
12/29 Indianapolis	42	14 [W]
AFC Playoff Game (Divisional)		
1/5 at New England	3	28 [L]

1995 Bill Cowher (HEAD COACH)

W-11, L-5	Steelers	Opp.
9/3 Detroit	23	20 [W]
9/10 at Houston	34	17 [W]
9/18 at Miami	10	23 [L]
9/24 Minnesota	24	44 [L]
10/1 San Diego	31	16 [W]
10/8 at Jacksonville	16	20 [L]
10/15 AFC Central idle		
10/19 Cincinnati	9	27 [L]
10/29 Jacksonville	24	7 [W]
11/5 at Chicago [OT]	37	34 [W]
11/13 Cleveland	20	3 [W]
11/19 at Cincinnati	49	31 [W]
11/26 at Cleveland	20	17 [W]
12/3 Houston	21	7 [W]
12/10 at Oakland	29	10 [W]
12/16 New England	41	27 [W]
12/24 at Green Bay	19	24 [L]
(H 6-2, A 5-3)	407	327
AFC Playoff Game (Divisional)		
1/6 Buffalo	40	21 [W]
AFC Championship Game		
1/14 Indianapolis	20	16 [W]
Super Bowl XXX (Phoenix, Arz.)		
1/28 Dallas	17	27 [L]

1994 Bill Cowher (HEAD COACH)

W-12, L-4	Steelers	Opp.
9/4 Dallas	9	26 [L]
9/11 at Cleveland	17	10 [W]
9/18 Indianapolis	31	21 [W]
9/25 at Seattle	13	30 [L]
10/3 Houston	30	14 [W]
10/4 AFC Central idle		
10/16 Cincinnati	14	10 [W]
10/23 at N.Y. Giants	10	6 [W]
10/30 at Arizona [OT]	17	20 [L]
11/6 at Houston [OT]	12	9 [W]
11/14 Buffalo	23	10 [W]
11/20 Miami [OT]	16	13 [W]
11/27 at L.A. Raiders	21	3 [W]
12/4 at Cincinnati	38	15 [W]
12/11 Philadelphia	14	3 [W]
12/18 Cleveland	17	7 [W]
12/24 at San Diego	34	37 [L]
(H 7-1, A 5-3)	316	234
AFC Playoff Game (Divisional)		
1/7 Cleveland	29	9 [W]
AFC Championship Game		
1/15 San Diego	13	17 [L]

1993 Bill Cowher (HEAD COACH)


W-9, L-7	Steelers	Opp.
9/5 San Francisco	13	24 [L]
9/12 at L.A. Rams	0	27 [L]
9/19 Cincinnati	34	7 [W]
9/27 at Atlanta	45	17 [W]
10/3 AFC Central idle		
10/10 San Diego	16	3 [W]
10/17 New Orleans	37	14 [W]
10/24 at Cleveland	23	28 [L]
10/31 AFC Central idle		
11/7 at Cincinnati	24	16 [W]
11/15 Buffalo	23	0 [W]
11/21 at Denver	13	37 [L]
11/28 at Houston	3	23 [L]
12/5 New England	17	14 [W]
12/13 at Miami	21	20 [W]
12/19 Houston	17	26 [L]
12/26 at Seattle	6	16 [L]
1/2 Cleveland	16	9 [W]
(H 6-2, A 3-5)	308	281
AFC Playoff Game (Wild Card)		
1/8 at Kansas City [OT]	24	27 [L]

1992 Bill Cowher (HEAD COACH)

W-11, L-5	Steelers	Opp.
9/6 at Houston	29	24 [W]
9/13 N.Y. Jets	27	10 [W]
9/20 at San Diego	23	6 [W]
9/27 at Green Bay	3	17 [L]
10/4 AFC Central idle		
10/11 at Cleveland	9	17 [L]
10/19 Cincinnati	20	0 [W]
10/25 at Kansas City	27	3 [W]
11/1 Houston	21	20 [W]
11/8 at Buffalo	20	28 [L]
11/15 Detroit	17	14 [W]
11/22 Indianapolis	30	14 [W]
11/29 at Cincinnati	21	9 [W]
12/6 Seattle	20	14 [W]
12/13 at Chicago	6	30 [L]
12/20 Minnesota	3	6 [L]
12/27 Cleveland	23	13 [W]
(H 7-1, A 4-4)	299	225
AFC Playoff Game (Divisional)		
1/9 Buffalo	3	24 [L]

1991 Chuck Noll (HEAD COACH)

W-7, L-9	Steelers	Opp.
9/1 San Diego	26	20 [W]
9/8 at Buffalo	34	52 [L]
9/15 New England	20	6 [W]
9/22 at Philadelphia	14	23 [L]
9/29 AFC Central idle		
10/6 at Indianapolis	21	3 [W]
10/14 N.Y. Giants	20	23 [L]
10/20 Seattle	7	27 [L]
10/27 at Cleveland	14	17 [L]
11/3 at Denver	13	20 [L]
11/10 at Cincinnati [OT]	33	27 [W]
11/17 Washington	14	41 [L]
11/24 Houston	26	14 [W]
11/28 at Dallas	10	20 [L]
12/8 at Houston	6	31 [L]
12/15 Cincinnati	17	10 [W]
12/22 Cleveland	17	10 [W]
(H 5-3, A 2-6)	292	344



CHUCK NOLL

82 YEARS with the Steelers

1990 Chuck Noll (HEAD COACH)

W-9, L-7	Steelers	Opp.
9/9 at Cleveland	3	13 [L]
9/16 Houston	20	9 [W]
9/23 at L.A. Raiders	3	20 [L]
9/30 Miami	6	28 [L]
10/7 San Diego	36	14 [W]
10/14 at Denver	34	17 [W]
10/21 at San Francisco	7	27 [L]
10/29 L.A. Rams	41	10 [W]
11/4 Atlanta	21	9 [W]
11/11 AFC Central idle		
11/18 at Cincinnati	3	27 [L]
11/25 at N.Y. Jets	24	7 [W]
12/2 Cincinnati	12	16 [L]
12/9 New England***	24	3 [W]
12/16 at New Orleans	9	6 [W]
12/23 Cleveland	35	0 [W]
12/30 at Houston	14	34 [L]
(H 6-2, A 3-5)	292	240

***Noll's 200th win

1989 Chuck Noll (HEAD COACH)

W-9, L-7	Steelers	Opp.
9/10 Cleveland	0	51 [L]
9/17 at Cincinnati	10	41 [L]
9/24 Minnesota	27	14 [W]
10/1 at Detroit	23	3 [W]
10/8 Cincinnati	16	26 [L]
10/15 at Cleveland	17	7 [W]
10/22 at Houston	0	27 [L]
10/29 Kansas City	23	17 [W]
11/5 at Denver	7	34 [L]
11/12 Chicago	0	20 [L]
11/19 San Diego	20	17 [W]
11/26 at Miami	34	14 [W]
12/3 Houston	16	23 [L]
12/10 at N.Y. Jets	13	0 [W]
12/17 New England	28	10 [W]
12/24 at Tampa Bay	31	22 [W]
(H 4-4, A 5-3)	265	326

AFC Playoff Game (Wild Card)

12/31 at Houston [OT] 26 23 [W]

AFC Playoff Game (Divisional)

1/7 at Denver 23 24 [L]

1988 Chuck Noll (HEAD COACH)

W-5, L-11	Steelers	Opp.
9/4 Dallas	24	21 [W]
9/11 at Washington	29	30 [L]
9/18 Cincinnati	12	17 [L]
9/25 at Buffalo	28	36 [L]
10/2 Cleveland	9	23 [L]
10/9 at Phoenix	14	31 [L]
10/16 Houston	14	34 [L]
10/23 Denver	39	21 [W]
10/30 at N.Y. Jets	20	24 [L]
11/6 at Cincinnati	7	42 [L]
11/13 Philadelphia	26	27 [L]
11/20 at Cleveland	7	27 [L]
11/27 Kansas City	16	10 [W]
12/4 at Houston	37	34 [W]
12/11 at San Diego	14	20 [L]
12/18 Miami	40	24 [W]
(H 4-4, A 1-7)	336	421

1987 Chuck Noll (HEAD COACH)

W-8, L-7	Steelers	Opp.
9/13 San Francisco	30	17 [W]
9/20 at Cleveland	10	34 [L]
9/27 N.Y. Jets (Cancelled) - Strike		
10/4 at Atlanta	28	12 [W]
10/11 at L.A. Rams	21	31 [L]
10/18 Indianapolis	21	7 [W]
10/25 Cincinnati	23	20 [W]
11/1 at Miami	24	35 [L]
11/8 at Kansas City	17	16 [W]
11/15 Houston	3	23 [L]
11/22 at Cincinnati	30	16 [W]
11/29 New Orleans	16	20 [L]
12/6 Seattle	13	9 [W]
12/13 at San Diego	20	16 [W]
12/20 at Houston	16	24 [L]
12/26 Cleveland	13	19 [L]
(H 4-3, A 4-4)	285	299

1986 Chuck Noll (HEAD COACH)

W-6, L-10	Steelers	Opp.
9/7 at Seattle	0	30 [L]
9/15 Denver	10	21 [L]
9/21 at Minnesota	7	31 [L]
9/28 at Houston [OT]	22	16 [W]
10/5 Cleveland	24	27 [L]
10/13 at Cincinnati	22	24 [L]
10/19 New England	0	34 [L]
10/26 Cincinnati	30	9 [W]
11/2 Green Bay	27	3 [W]
11/9 at Buffalo	12	16 [L]
11/16 Houston	21	10 [W]
11/23 at Cleveland [OT]	31	37 [L]
11/30 at Chicago [OT]	10	13 [L]
12/7 Detroit	27	17 [W]
12/13 at N.Y. Jets	45	24 [W]
12/21 Kansas City	19	24 [L]
(H 4-4, A 2-6)	307	336

1985 Chuck Noll (HEAD COACH)

W-7, L-9	Steelers	Opp.
9/8 Indianapolis	45	3 [W]
9/16 at Cleveland	7	17 [L]
9/22 Houston	20	0 [W]
9/30 Cincinnati	24	37 [L]
10/6 at Miami	20	24 [L]
10/13 at Dallas	13	27 [L]
10/20 St. Louis	23	10 [W]
10/27 at Cincinnati	21	26 [L]
11/3 Cleveland	10	9 [W]
11/10 at Kansas City	36	28 [W]
11/17 at Houston	30	7 [W]
11/24 Washington	23	30 [L]
12/1 Denver	23	31 [L]
12/8 at San Diego	44	54 [L]
12/15 Buffalo	30	24 [W]
12/21 at N.Y. Giants	10	28 [L]
(H 5-3, A 2-6)	379	355

1984 Chuck Noll (HEAD COACH)

W-9, L-7	Steelers	Opp.
9/2 Kansas City	27	37 [L]
9/6 at N.Y. Jets	23	17 [W]
9/16 L.A. Rams	24	14 [W]
9/23 at Cleveland	10	20 [L]
10/1 Cincinnati**	38	17 [W]
10/7 Miami	7	31 [L]
10/14 at San Francisco	20	17 [W]
10/21 at Indianapolis	16	17 [L]
10/28 Atlanta	35	10 [W]
11/4 Houston	35	7 [W]
11/11 at Cincinnati	20	22 [L]
11/19 at New Orleans	24	27 [L]
11/25 San Diego	52	24 [W]
12/2 at Houston [OT]	20	23 [L]
12/9 Cleveland	23	20 [W]
12/16 at L.A. Raiders	13	7 [W]
(H 6-2, A 3-5)	387	310

**Noll's 150th win

AFC Playoff Game (Divisional)

12/30 at Denver 24 17 [W]

AFC Championship Game

1/6 at Miami 28 45 [L]

1983 Chuck Noll (HEAD COACH)

W-10, L-6	Steelers	Opp.
9/4 Denver	10	14 [L]
9/11 at Green Bay	25	21 [W]
9/18 at Houston	40	28 [W]
9/25 New England	23	28 [L]
10/2 Houston	17	10 [W]
10/10 at Cincinnati	24	14 [W]
10/16 Cleveland	44	17 [W]
10/23 at Seattle	27	21 [W]
10/30 Tampa Bay	17	12 [W]
11/6 San Diego	26	3 [W]
11/13 at Baltimore	24	13 [W]
11/20 Minnesota	14	17 [L]
11/24 at Detroit	3	45 [L]
12/4 Cincinnati	10	23 [L]
12/10 at N.Y. Jets	34	7 [W]
12/18 at Cleveland	17	30 [L]
(H 4-4, A 6-2)	355	303

AFC Playoff Game (Divisional)

1/1 at L.A. Raiders 10 38 [L]

1982 Chuck Noll (HEAD COACH)

W-6, L-3	Steelers	Opp.
9/13 at Dallas	36	28 [W]
9/19 Cincinnati [OT]	26	20 [W]
9/26 N.Y. Giants (Cancelled) - Strike		
10/3 at Denver (Cancelled) - Strike		
10/11 Philadelphia (Cancelled) - Strike		
10/17 at Washington (Cancelled) - Strike		
10/24 Cleveland (Postponed) - Strike		
10/31 at Cincinnati (Cancelled) - Strike		
11/7 Houston (Cancelled) - Strike		
11/14 N.Y. Jets (Cancelled) - Strike		
11/21 at Houston	24	10 [W]
11/28 at Seattle	0	16 [L]
12/5 Kansas City	35	14 [W]
12/12 at Buffalo	0	13 [L]
12/19 at Cleveland	9	10 [L]
12/26 New England	37	14 [W]
1/2 Cleveland	37	21 [W]
(H 4-0, A 2-3)	204	146

AFC Playoff Game

1/9 San Diego 28 31 [L]

82 YEARS with the Steelers

1981 Chuck Noll (HEAD COACH)

W-8, L-8	Steelers	Opp.
9/6 Kansas City	33	37 [L]
9/10 at Miami	10	30 [L]
9/20 N.Y. Jets	38	10 [W]
9/27 New England [OT]	27	21 [W]
10/4 at New Orleans	20	6 [W]
10/11 Cleveland	13	7 [W]
10/18 at Cincinnati	7	34 [L]
10/26 Houston	26	13 [W]
11/1 San Francisco	14	17 [L]
11/8 at Seattle	21	24 [L]
11/15 at Atlanta	34	20 [W]
11/22 at Cleveland	32	10 [W]
11/29 L.A. Rams	24	0 [W]
12/7 at Oakland	27	30 [L]
12/13 Cincinnati	10	17 [L]
12/20 at Houston	20	21 [L]
[H 5-3, A 3-5]	356	297

1980 Chuck Noll (HEAD COACH)

W-9, L-7	Steelers	Opp.
9/7 Houston	31	17 [W]
9/14 at Baltimore	20	17 [W]
9/21 at Cincinnati	28	30 [L]
9/28 Chicago	38	3 [W]
10/5 at Minnesota	23	17 [W]
10/12 Cincinnati	16	17 [L]
10/20 Oakland	34	45 [L]
10/26 at Cleveland	26	27 [L]
11/2 Green Bay	22	20 [W]
11/9 at Tampa Bay	24	21 [W]
11/16 Cleveland	16	13 [W]
11/23 at Buffalo	13	28 [L]
11/30 Miami	23	10 [W]
12/4 at Houston	0	6 [L]
12/14 Kansas City	21	16 [W]
12/22 at San Diego	17	26 [L]
[H 6-2, A 3-5]	352	313

1979 Chuck Noll (HEAD COACH)

W-12, L-4	Steelers	Opp.
9/3 at New England [OT]	16	13 [W]
9/9 Houston	38	7 [W]
9/16 at St. Louis	24	21 [W]
9/23 Baltimore	17	13 [W]
9/30 at Philadelphia	14	17 [L]
10/7 at Cleveland	51	35 [W]
10/14 at Cincinnati	10	34 [L]
10/22 Denver	42	7 [W]
10/28 Dallas	14	3 [W]
11/4 Washington	38	7 [W]
11/11 at Kansas City	30	3 [W]
11/18 at San Diego	7	35 [L]
11/25 Cleveland [OT]	33	30 [W]
12/2 Cincinnati	37	17 [W]
12/10 at Houston	17	20 [L]
12/16 Buffalo	28	0 [W]
[H 8-0, A 4-4]	416	262

*Noll's 100th win

AFC Playoff Game (Divisional)

12/30 Miami 34 14 [W]

AFC Championship Game

1/6 Houston 27 13 [W]

Super Bowl XIV (Pittsburgh, Calif.)

1/20 L.A. Rams 31 19 [W]

1978 Chuck Noll (HEAD COACH)

W-14, L-2	Steelers	Opp.
9/3 at Buffalo	28	17 [W]
9/10 Seattle	21	10 [W]
9/17 at Cincinnati	28	3 [W]
9/24 Cleveland [OT]	15	9 [W]
10/1 at N.Y. Jets	28	17 [W]
10/8 Atlanta	31	7 [W]
10/15 at Cleveland	34	14 [W]
10/23 Houston	17	24 [L]
10/29 Kansas City	27	24 [W]
11/5 New Orleans	20	14 [W]
11/12 at L.A. Rams	7	10 [L]
11/19 Cincinnati	7	6 [W]
11/27 at San Francisco	24	7 [W]
12/3 at Houston	13	3 [W]
12/9 Baltimore	35	13 [W]
12/16 at Denver	21	17 [W]
[H 7-1, A 7-1]	356	195

AFC Playoff Game (Divisional)

12/30 Denver 33 10 [W]

AFC Championship Game

1/7 Houston 34 5 [W]

Super Bowl XIII (Miami, Fla.)

1/21 Dallas 35 31 [W]

1977 Chuck Noll (HEAD COACH)

W-9, L-5	Steelers	Opp.
9/19 San Francisco	27	0 [W]
9/25 Oakland	7	16 [L]
10/2 at Cleveland	28	14 [W]
10/9 at Houston	10	27 [L]
10/17 Cincinnati	20	14 [W]
10/23 Houston	27	10 [W]
10/30 at Baltimore	21	31 [L]
11/6 at Denver	7	21 [L]
11/13 Cleveland	35	31 [W]
11/20 Dallas	28	13 [W]
11/27 at N.Y. Jets	23	20 [W]
12/4 Seattle	30	20 [W]
12/10 at Cincinnati	10	17 [L]
12/18 at San Diego	10	9 [W]
[H 6-1, A 3-4]	283	243

AFC Playoff Game (Divisional)

12/24 at Denver 21 34 [L]

1976 Chuck Noll (HEAD COACH)

W-10, L-4	Steelers	Opp.
9/12 at Oakland	28	31 [L]
9/19 Cleveland	31	14 [W]
9/26 New England	27	30 [L]
10/4 at Minnesota	6	17 [L]
10/10 at Cleveland	16	18 [L]
10/17 Cincinnati	23	6 [W]
10/24 at N.Y. Giants	27	0 [W]
10/31 San Diego	23	0 [W]
11/7 at Kansas City	45	0 [W]
11/14 Miami	14	3 [W]
11/21 Houston	32	16 [W]
11/28 at Cincinnati	7	3 [W]
12/5 Tampa Bay	42	0 [W]
12/11 at Houston	21	0 [W]
[H 6-1, A 4-3]	342	138

AFC Playoff Game (Divisional)

12/19 at Baltimore 40 14 [W]

AFC Championship Game

12/26 at Oakland 7 24 [L]

1975 Chuck Noll (HEAD COACH)

W-12, L-2	Steelers	Opp.
9/21 at San Diego	37	0 [W]
9/28 Buffalo	21	30 [L]
10/5 at Cleveland	42	6 [W]
10/12 Denver	20	9 [W]
10/19 Chicago	34	3 [W]
10/26 at Green Bay	16	13 [W]
11/2 at Cincinnati	30	24 [W]
11/9 Houston	24	17 [W]
11/16 Kansas City	28	3 [W]
11/24 at Houston	32	9 [W]
11/30 at N.Y. Jets	20	7 [W]
12/7 Cleveland	31	17 [W]
12/13 Cincinnati	35	14 [W]
12/20 at L.A. Rams	3	10 [L]
[H 6-1, A 6-1]	373	162

AFC Playoff Game (Divisional)

12/27 Baltimore 28 10 [W]

AFC Championship Game

1/4 Oakland 16 10 [W]

Super Bowl X (Miami, Fla.)

1/18 Dallas 21 17 [W]

1974 Chuck Noll (HEAD COACH)

W-10, L-3, T-1	Steelers	Opp.
9/15 Baltimore	30	0 [W]
9/22 at Denver [OT]	35	35 [T]
9/29 Oakland	0	17 [L]
10/6 at Houston	13	7 [W]
10/13 at Kansas City	34	24 [W]
10/20 Cleveland	20	16 [W]
10/28 Atlanta	24	17 [W]
11/3 Philadelphia	27	0 [W]
11/10 at Cincinnati	10	17 [L]
11/17 at Cleveland	26	16 [W]
11/25 at New Orleans	28	7 [W]
12/1 Houston	10	13 [L]
12/8 at New England	21	17 [W]
12/14 Cincinnati	27	3 [W]
[H 5-2, A 5-1-1]	305	189

AFC Playoff Game (Divisional)

12/22 Buffalo 32 14 [W]

AFC Championship Game

12/29 at Oakland 24 13 [W]

Super Bowl IX (New Orleans, La.)

1/12 Minnesota 16 6 [W]

1973 Chuck Noll (HEAD COACH)

W-10, L-4	Steelers	Opp.
9/16 Detroit	24	10 [W]
9/23 Cleveland	33	6 [W]
9/30 at Houston	36	7 [W]
10/7 San Diego	38	21 [W]
10/14 at Cincinnati	7	19 [L]
10/21 N.Y. Jets	26	14 [W]
10/28 Cincinnati	20	13 [W]
11/5 Washington	21	16 [W]
11/11 at Oakland	17	9 [W]
11/18 Denver	13	23 [L]
11/25 at Cleveland	16	21 [L]
12/3 at Miami	26	30 [L]
12/9 Houston	33	7 [W]
12/15 at San Francisco	37	14 [W]
[H 7-1, A 3-3]	347	210

AFC Playoff Game (Divisional)

12/22 at Oakland 14 33 [L]

82 YEARS with the Steelers

1972 Chuck Noll (HEAD COACH)

W-11, L-3	Steelers	Opp.
9/17 Oakland	34	28 [W]
9/24 at Cincinnati	10	15 [L]
10/1 at St. Louis	25	19 [W]
10/8 at Dallas	13	17 [L]
10/15 Houston	24	7 [W]
10/22 New England	33	3 [W]
10/29 at Buffalo	38	21 [W]
11/5 Cincinnati	40	17 [W]
11/12 Kansas City	16	7 [W]
11/19 at Cleveland	24	26 [L]
11/26 Minnesota	23	10 [W]
12/3 Cleveland	30	0 [W]
12/10 at Houston	9	3 [W]
12/17 at San Diego	24	2 [W]
(H 7-0, A 4-3)	343	175

AFC Playoff Game (Divisional)

12/23 Oakland 13 7 [W]

AFC Championship Game

12/31 Miami 17 21 [L]

1971 Chuck Noll (HEAD COACH)

W-6, L-8	Steelers	Opp.
9/19 at Chicago	15	17 [L]
9/26 Cincinnati	21	10 [W]
10/3 San Diego	21	17 [W]
10/10 at Cleveland	17	27 [L]
10/18 at Kansas City	16	38 [L]
10/24 Houston	23	16 [W]
10/31 at Baltimore	21	34 [L]
11/7 Cleveland	26	9 [W]
11/14 at Miami	21	24 [L]
11/21 N.Y. Giants	17	13 [W]
11/28 Denver	10	22 [L]
12/5 at Houston	3	29 [L]
12/12 at Cincinnati	21	13 [W]
12/19 L.A. Rams	14	23 [L]
(H 5-2, A 1-6)	246	292

1970 Chuck Noll (HEAD COACH)

W-5, L-9	Steelers	Opp.
9/20 Houston	7	19 [L]
9/27 at Denver	13	16 [L]
10/3 at Cleveland	7	15 [L]
10/11 Buffalo	23	10 [W]
10/18 at Houston	7	3 [W]
10/25 at Oakland	14	31 [L]
11/2 Cincinnati	21	10 [W]
11/8 N.Y. Jets	21	17 [W]
11/15 Kansas City	14	31 [L]
11/22 at Cincinnati	7	34 [L]
11/29 Cleveland	28	9 [W]
12/6 Green Bay	12	20 [L]
12/13 at Atlanta	16	27 [L]
12/20 at Philadelphia	20	30 [L]
(H 4-3, A 1-6)	210	272

1969 Chuck Noll (HEAD COACH)

W-1, L-13	Steelers	Opp.
9/21 Detroit	16	13 [W]
9/28 at Philadelphia	27	41 [L]
10/5 St. Louis	14	27 [L]
10/12 at N.Y. Giants	7	10 [L]
10/18 at Cleveland	31	42 [L]
10/26 Washington	7	14 [L]
11/2 Green Bay	34	38 [L]
11/9 at Chicago	7	38 [L]
11/16 Cleveland	3	24 [L]
11/23 at Minnesota	14	52 [L]
11/30 at St. Louis	10	47 [L]
12/7 Dallas	7	10 [L]
12/14 N.Y. Giants	17	21 [L]
12/21 at New Orleans	24	27 [L]
(H 1-6, A 0-7)	218	404

1968 Bill Austin (HEAD COACH)

W-2, L-11, T-1	Steelers	Opp.
9/15 N.Y. Giants	20	34 [L]
9/22 at L.A. Rams	10	45 [L]
9/29 Baltimore	7	41 [L]
10/5 at Cleveland	24	31 [L]
10/13 at Washington	13	16 [L]
10/20 New Orleans	12	16 [L]
10/27 Philadelphia	6	3 [W]
11/3 at Atlanta	41	21 [W]
11/10 at St. Louis	28	28 [T]
11/17 Cleveland	24	45 [L]
11/24 San Francisco	28	45 [L]
12/1 St. Louis	10	20 [L]
12/8 at Dallas	7	28 [L]
12/15 at New Orleans	14	24 [L]
(H 1-6, A 1-5-1)	244	397

1967 Bill Austin (HEAD COACH)

W-4, L-9, T-1	Steelers	Opp.
9/17 Chicago	41	13 [W]
9/24 St. Louis	14	28 [L]
10/1 at Philadelphia	24	34 [L]
10/7 at Cleveland	10	21 [L]
10/15 N.Y. Giants	24	27 [L]
10/22 Dallas	21	24 [L]
10/29 at New Orleans	14	10 [W]
11/5 Cleveland	14	34 [L]
11/12 at St. Louis	14	14 [T]
11/19 at N.Y. Giants	20	28 [L]
11/26 Minnesota	27	41 [L]
12/3 at Detroit	24	14 [W]
12/10 Washington	10	15 [L]
12/17 at Green Bay	24	17 [W]
(H 1-6, A 3-3-1)	281	320

1966 Bill Austin (HEAD COACH)

W-5, L-8, T-1	Steelers	Opp.
9/11 N.Y. Giants	34	34 [T]
9/18 Detroit	17	3 [W]
9/25 Washington	27	33 [L]
10/2 at Washington	10	24 [L]
10/8 at Cleveland	10	41 [L]
10/16 Philadelphia	14	31 [L]
10/30 at Dallas	21	52 [L]
11/6 Cleveland	16	6 [W]
11/13 St. Louis	30	9 [W]
11/20 Dallas	7	20 [L]
11/27 at St. Louis	3	6 [L]
12/4 at Philadelphia	23	27 [L]
12/11 at N.Y. Giants	47	28 [W]
12/18 at Atlanta	57	33 [W]
(H 3-3-1, A 2-5)	316	347

1965 Mike Nixon (HEAD COACH)

W-2, L-12	Steelers	Opp.
9/19 Green Bay	9	41 [L]
9/26 at San Francisco	17	27 [L]
10/3 N.Y. Giants	13	23 [L]
10/9 at Cleveland	19	24 [L]
10/17 St. Louis	7	20 [L]
10/24 at Philadelphia	20	14 [W]
10/31 Dallas	22	13 [W]
11/7 at St. Louis	17	21 [L]
11/4 at Dallas	17	24 [L]
11/21 Washington	3	31 [L]
11/28 Cleveland	21	42 [L]
12/5 at N.Y. Giants	10	35 [L]
12/12 Philadelphia	13	47 [L]
12/19 at Washington	14	35 [L]
(H 1-6, A 1-6)	202	397

1964 Buddy Parker (HEAD COACH)

W-5, L-9	Steelers	Opp.
9/13 L.A. Rams	14	26 [L]
9/20 N.Y. Giants	27	24 [W]
9/27 Dallas	23	17 [W]
10/4 at Philadelphia	7	21 [L]
10/10 at Cleveland	23	7 [W]
10/18 at Minnesota	10	30 [L]
10/25 Philadelphia	10	34 [L]
11/1 Cleveland	17	30 [L]
11/8 at St. Louis	30	34 [L]
11/15 Washington	0	30 [L]
11/22 at N.Y. Giants	44	17 [W]
11/29 St. Louis	20	21 [L]
12/6 at Washington	14	7 [W]
12/13 at Dallas	14	17 [L]
(H 2-5, A 3-4)	253	315

82 YEARS with the Steelers

1963 *Buddy Parker* (HEAD COACH)

W-7, L-4, T-3	Steelers	Opp.
9/15 at Philadelphia	21	21 [T]
9/22 N.Y. Giants	31	0 [W]
9/29 St. Louis	23	10 [W]
10/5 at Cleveland	23	35 [L]
10/13 at St. Louis	23	24 [L]
10/20 Washington	38	27 [W]
10/27 Dallas	27	21 [W]
11/3 at Green Bay	14	33 [L]
11/10 Cleveland	9	7 [W]
11/17 at Washington	34	28 [W]
11/24 Chicago	17	17 [T]
12/1 Philadelphia	20	20 [T]
12/8 at Dallas	24	19 [W]
12/15 at N.Y. Giants	17	33 [L]
(H 5-0-2, A 2-4-1)	321	295

1962 *Buddy Parker* (HEAD COACH)

W-9, L-5	Steelers	Opp.
9/16 at Detroit	7	45 [L]
9/23 at Dallas	30	28 [W]
9/30 N.Y. Giants	27	31 [L]
10/6 Philadelphia	13	7 [W]
10/14 at N.Y. Giants	20	17 [W]
10/21 Dallas	27	42 [L]
10/28 Cleveland	14	41 [L]
11/4 Minnesota	39	31 [W]
11/11 at St. Louis	26	17 [W]
11/18 Washington	23	21 [W]
11/25 at Cleveland	14	35 [L]
12/2 St. Louis	19	7 [W]
12/9 at Philadelphia	26	17 [W]
12/16 at Washington	27	24 [W]
(H 4-3, A 5-2)	312	363
<i>Playoff Bowl (Milbani, Fla.)</i>		
1/6 Detroit	10	17 [L]

1961 *Buddy Parker* (HEAD COACH)

W-6, L-8	Steelers	Opp.
9/17 at Dallas	24	27 [L]
9/24 N.Y. Giants	14	17 [L]
10/1 at L.A. Rams	14	24 [L]
10/8 at Philadelphia	16	21 [L]
10/15 Washington	20	0 [W]
10/22 Cleveland	28	30 [L]
10/29 San Francisco	20	10 [W]
11/5 at Cleveland	17	13 [W]
11/12 Dallas	37	7 [W]
11/19 at N.Y. Giants	21	42 [L]
11/26 St. Louis	30	27 [W]
12/3 Philadelphia	24	35 [L]
12/10 at Washington	30	14 [W]
12/17 at St. Louis	0	20 [L]
(H 4-3, A 2-5)	295	287

1960 *Buddy Parker* (HEAD COACH)

W-5, L-6, T-1	Steelers	Opp.
9/24 at Dallas	35	28 [W]
10/2 at Cleveland	20	28 [L]
10/9 N.Y. Giants	17	19 [L]
10/16 St. Louis	27	14 [W]
10/23 at Washington	27	27 [T]
10/30 Green Bay	13	19 [L]
11/6 at Philadelphia	7	34 [L]
11/13 at N.Y. Giants	24	27 [L]
11/20 Cleveland	14	10 [W]
11/27 Washington	22	10 [W]
12/11 Philadelphia	27	21 [W]
12/18 at St. Louis	7	38 [L]
(H 4-2, A 1-4-1)	240	275

1959 *Buddy Parker* (HEAD COACH)

W-6, L-5, T-1	Steelers	Opp.
9/26 Cleveland	17	7 [W]
10/4 Washington	17	23 [L]
10/11 at Philadelphia	24	28 [L]
10/18 at Washington	27	6 [W]
10/25 New York	16	21 [L]
11/1 at Chicago Cards	24	45 [L]
11/8 Detroit	10	10 [T]
11/15 at New York	14	9 [W]
11/22 at Cleveland	21	20 [W]
11/29 Philadelphia	31	0 [W]
12/6 at Chicago Bears	21	27 [L]
12/13 Chicago Cards	35	20 [W]
(H 3-2-1, A 3-3)	257	216

1958 *Buddy Parker* (HEAD COACH)

W-7, L-4, T-1	Steelers	Opp.
9/28 at San Francisco	20	23 [L]
10/5 Cleveland	12	45 [L]
10/12 Philadelphia	24	3 [W]
10/19 at Cleveland	10	27 [L]
10/26 at New York	6	17 [L]
11/2 Washington	24	16 [W]
11/9 at Philadelphia	31	24 [W]
11/16 New York	31	10 [W]
11/23 at Chicago Cards	27	20 [W]
11/30 Chicago Bears	24	10 [W]
12/7 at Washington	14	14 [T]
12/13 Chicago Cards	38	21 [W]
(H 5-1, A 2-3-1)	261	230

1957 *Buddy Parker* (HEAD COACH)

W-6, L-6	Steelers	Opp.
9/29 Washington	28	7 [W]
10/5 Cleveland	12	23 [L]
10/13 Chicago Cards	29	20 [W]
10/20 at New York	0	35 [L]
10/27 Philadelphia	6	0 [W]
11/3 at Baltimore	19	13 [W]
11/10 at Cleveland	0	24 [L]
11/24 Green Bay	10	27 [L]
12/1 at Philadelphia	6	7 [L]
12/7 New York	21	10 [W]
12/15 at Washington	3	10 [L]
12/22 at Chicago Cards	27	2 [W]
(H 4-2, A 2-4)	161	178

1956 *Walt Kiesling* (HEAD COACH)

W-5, L-7	Steelers	Opp.
9/30 Washington	30	13 [W]
10/6 Cleveland	10	14 [L]
10/14 Philadelphia	21	35 [L]
10/21 at New York	10	38 [L]
10/28 at Cleveland	24	16 [W]
11/4 New York	14	17 [L]
11/11 at Philadelphia	7	14 [L]
11/18 Chicago Cards	14	7 [W]
11/25 at Chicago Cards	27	38 [L]
12/2 L.A. Rams	30	13 [W]
12/9 at Detroit	7	45 [L]
12/16 at Washington	23	0 [W]
(H 3-3, A 2-4)	217	250

1955 *Walt Kiesling* (HEAD COACH)

W-4, L-8	Steelers	Opp.
9/26 Chicago Cards	14	7 [W]
10/2 at L.A. Rams	26	27 [L]
10/9 New York	30	23 [W]
10/15 Philadelphia	13	7 [W]
10/23 at New York	19	17 [W]
10/30 at Philadelphia	0	24 [L]
11/5 at Chicago Cards	13	27 [L]
11/13 Detroit	28	31 [L]
11/20 at Cleveland	14	41 [L]
11/27 Washington	14	23 [L]
12/4 Cleveland	7	30 [L]
12/11 at Washington	17	28 [L]
(H 3-3, A 1-5)	195	285

1954 *Walt Kiesling* (HEAD COACH)

W-5, L-7	Steelers	Opp.
9/26 at Green Bay	21	20 [W]
10/2 Washington	37	7 [W]
10/9 at Philadelphia	22	24 [L]
10/17 Cleveland	55	27 [W]
10/23 Philadelphia	17	7 [W]
10/31 at Chicago Cards	14	17 [L]
11/7 New York	6	31 [L]
11/14 at Washington	14	17 [L]
11/20 San Francisco	3	31 [L]
11/28 Chicago Cards	20	17 [W]
12/5 at New York	3	24 [L]
12/12 at Cleveland	7	42 [L]
(H 4-2, A 1-5)	219	263

1953 *Joe Bach* (HEAD COACH)

W-6, L-6	Steelers	Opp.
9/27 at Detroit	21	38 [L]
10/3 New York	24	14 [W]
10/11 Chicago Cards	31	28 [W]
10/17 at Philadelphia	7	23 [L]
10/24 Green Bay	31	14 [W]
11/1 Philadelphia	7	35 [L]
11/8 at Cleveland	16	34 [L]
11/15 at New York	14	10 [W]
11/22 Cleveland	16	20 [L]
11/29 Washington	9	17 [L]
12/6 at Chicago Cards	21	17 [W]
12/13 at Washington	14	13 [W]
(H 3-3, A 3-3)	211	263

82 YEARS with the Steelers

1952 Joe Bach (HEAD COACH)

W-5, L-7	Steelers	Opp.
9/28 Philadelphia	25	31 [L]
10/4 Cleveland	20	21 [L]
10/12 at Philadelphia	21	26 [L]
10/19 Washington	24	28 [L]
10/26 at Chicago Cards	34	28 [W]
11/2 at Washington	24	23 [W]
11/9 Detroit	6	31 [L]
11/16 at Cleveland	28	29 [L]
11/23 Chicago Cards	17	14 [W]
11/30 New York	63	7 [W]
12/7 at San Francisco	24	7 [W]
12/14 at L.A. Rams	14	28 [L]
(H 2-4, A 3-3)	300	273

1951 John Michelosen (HEAD COACH)

W-4, L-7, T-1	Steelers	Opp.
10/1 New York	13	13 [T]
10/7 at Green Bay	33	35 [L]
10/14 San Francisco	24	28 [L]
10/21 at Cleveland	0	17 [L]
10/28 at Chicago Cards	28	14 [W]
11/4 Philadelphia	13	34 [L]
11/11 Green Bay	28	7 [W]
11/18 Washington	7	22 [L]
11/25 at Philadelphia	17	13 [W]
12/2 at New York	0	14 [L]
12/9 Cleveland	0	28 [L]
12/16 at Washington	20	10 [W]
(H 1-4-1, A 3-3)	183	235

1950 John Michelosen (HEAD COACH)

W-6, L-6	Steelers	Opp.
9/17 New York	7	18 [L]
9/24 at Detroit	7	10 [L]
10/1 at Washington	26	7 [W]
10/7 Cleveland	17	30 [L]
10/15 at New York	17	6 [W]
10/22 Philadelphia	10	17 [L]
10/29 at Cleveland	7	45 [L]
11/5 at Philadelphia	9	7 [W]
11/12 Baltimore	17	7 [W]
11/23 at Chicago Cards	28	17 [W]
12/3 Washington	7	24 [L]
12/10 Chicago Cards	28	7 [W]
(H 2-4, A 4-2)	180	195

1948 John Michelosen (HEAD COACH)

W-6, L-5, T-1	Steelers	Opp.
9/25 New York Giants	28	7 [W]
10/3 Washington	14	27 [L]
10/8 Detroit	14	7 [W]
10/16 at New York Giants	21	17 [W]
10/23 New York Bulldogs	24	13 [W]
10/30 Philadelphia	7	38 [L]
11/6 at Washington	14	27 [L]
11/13 L.A. Rams	7	7 [T]
11/20 at Green Bay	30	7 [W]
11/27 at Philadelphia	17	34 [L]
12/4 at Chicago Bears	21	30 [L]
12/11 at New York Bulldogs	27	0 [W]
(H 3-2-1, A 3-3)	224	214

1948 John Michelosen (HEAD COACH)

W-4, L-8	Steelers	Opp.
9/26 at Washington	14	17 [L]
10/3 Boston	24	14 [W]
10/10 Washington	10	7 [W]
10/17 at Boston	7	13 [L]
10/24 at New York	27	34 [L]
10/31 Philadelphia	7	34 [L]
11/7 Green Bay	38	7 [W]
11/14 Chicago Cards	7	24 [L]
11/21 at Detroit	14	17 [L]
11/28 at Philadelphia	0	17 [L]
12/5 New York	38	28 [W]
12/12 at L.A. Rams	14	31 [L]
(H 4-2, A 0-6)	200	243

1947 Jack Sutherland (HEAD COACH)

W-8, L-4	Steelers	Opp.
9/21 Detroit	17	10 [W]
9/29 L.A. Rams	7	48 [L]
10/5 at Washington	26	27 [L]
10/12 at Boston	30	24 [W]
10/19 Philadelphia	35	24 [W]
10/26 at New York	38	21 [W]
11/2 at Green Bay	18	17 [W]
11/9 Washington	21	14 [W]
11/16 New York	24	7 [W]
11/23 at Chicago Bears	7	49 [L]
11/30 at Philadelphia	0	21 [L]
12/7 Boston	17	7 [W]
(H 5-1, A 3-3)	240	259

Eastern Division Playoff

12/21 Philadelphia	0	21 [L]
--------------------	---	--------

1946 Jack Sutherland (HEAD COACH)

W-5, L-5, T-1	Steelers	Opp.
9/20 Chicago Cards	14	7 [W]
9/29 at Washington	14	14 [T]
10/6 New York	14	17 [L]
10/13 Boston	16	7 [W]
10/20 at Green Bay	7	17 [L]
10/27 at Boston	33	7 [W]
11/3 Washington	14	7 [W]
11/10 at Detroit	7	17 [L]
11/17 Philadelphia	10	7 [W]
11/24 at New York	0	7 [L]
12/1 at Philadelphia	7	10 [L]
(H 4-1, A 1-4-1)	136	117

1945 Jim Leonard (HEAD COACH)

W-2, L-8	Steelers	Opp.
9/25 at Boston	7	28 [L]
10/7 New York	6	34 [L]
10/14 Washington	0	14 [L]
10/21 at New York	21	7 [W]
10/28 Boston	6	10 [L]
11/4 Philadelphia	3	45 [L]
11/11 Chicago Cards	23	0 [W]
11/18 at Philadelphia	6	30 [L]
11/25 at Chicago Bears	7	28 [L]
12/2 at Washington	0	24 [L]
(H 1-4, A 1-4)	79	220

1944* Walt Kiesling and Phil Handler (HEAD COACHES)

W-0, L-10	Steelers	Opp.
9/24 Cleveland	28	30 [L]
10/8 Green Bay	7	34 [L]
10/15 at Chicago Bears	7	34 [L]
10/22 at New York	0	23 [L]
10/29 at Washington	20	42 [L]
11/5 Detroit	6	27 [L]
11/12 at Detroit	7	21 [L]
11/19 Cleveland	6	33 [L]
11/26 Green Bay	20	35 [L]
12/3 Chicago Bears	7	49 [L]
(H 0-6, A 0-4)	108	328

*Combined with Chicago Cards

● Home game played in Chicago

1943* Walt Kiesling and Gressy Neale (HEAD COACHES)

W-5, L-4, T-1	Steelers	Opp.
10/2 Brooklyn	17	0 [W]
10/9 New York	28	14 [W]
10/17 at Chicago Bears	21	48 [L]
10/24 at New York	14	42 [L]
10/31 Chicago Cards	34	13 [W]
11/7 Washington	14	14 [T]
11/14 at Brooklyn	7	13 [L]
11/21 Detroit	35	34 [W]
11/28 at Washington	27	14 [W]
12/5 Green Bay	28	38 [L]
(H 4-1-1, A 1-3)	225	230

*Combined with Philadelphia Eagles

● Home game played in Philadelphia

1942 Walt Kiesling (HEAD COACH)

W-7, L-4	Steelers	Opp.
9/13 Philadelphia	14	24 [L]
9/20 at Washington	14	24 [L]
10/4 New York	13	10 [W]
10/11 at Brooklyn	7	0 [W]
10/18 at Philadelphia	14	0 [W]
10/25 Washington	0	14 [L]
11/1 at New York	17	9 [W]
11/8 at Detroit	35	7 [W]
11/22 Chicago Cards	19	3 [W]
11/29 Brooklyn	13	0 [W]
12/6 at Green Bay	21	24 [L]
(H 3-2, A 4-2)	167	119

1941 Burt Bell, Aldo Donelli, Walt Kiesling (HEAD COACHES)

W-1, L-9, T-1	Steelers	Opp.
9/7 at Cleveland	14	17 [L]
9/21 Philadelphia	7	10 [L]
10/5 New York	10	37 [L]
10/12 Washington	20	24 [L]
10/19 at New York	7	28 [L]
10/26 at Chicago Bears	7	34 [L]
11/2 at Washington	3	23 [L]
11/9 at Philadelphia	7	7 [T]
11/16 Brooklyn	14	7 [W]
11/23 Green Bay	7	54 [L]
11/30 at Brooklyn	7	35 [L]
(H 1-4, A 0-5-1)	103	276

82 YEARS with the Steelers

1940 *Walt Kiesling* (HEAD COACH)

W-2, L-7, T-2	Steelers	Opp.
9/8 Chicago Cards	7	2 [T]
9/15 New York	10	10 [T]
9/22 at Detroit	10	7 [W]
9/29 Brooklyn	3	10 [L]
10/6 Washington	10	40 [L]
10/13 at Brooklyn	0	21 [L]
10/20 at New York	0	12 [L]
10/27 at Green Bay	3	24 [L]
11/3 at Washington	10	37 [L]
11/10 Philadelphia	7	3 [W]
11/28 at Philadelphia	0	7 [L]
(H 1-2-2, A 1-5)	60	178

1939 *Walt Kiesling and Johnny "Blood" McNally* (HEAD COACH)

W-1, L-9, T-1	Steelers	Opp.
9/14 at Brooklyn	7	12 [L]
9/24 Chicago Cards	0	10 [L]
10/2 Chicago Bears	0	32 [L]
10/8 New York	7	14 [L]
10/15 at Washington	14	44 [L]
10/22 Washington	14	21 [L]
10/29 at Cleveland	14	14 [T]
11/5 at Brooklyn	13	17 [L]
11/19 at New York	7	23 [L]
11/23 at Philadelphia	14	17 [L]
11/26 Philadelphia	24	12 [W]
(H 1-4, A 0-5-1)	114	216

1938 *Johnny "Blood" McNally* (HEAD COACH)

W-2, L-9	Steelers	Opp.
9/9 at Detroit	7	16 [L]
9/11 New York	14	27 [L]
9/16 at Philadelphia	7	27 [L]
9/23 at Brooklyn	17	3 [W]
10/3 at New York	13	10 [W]
10/9 Brooklyn	7	17 [L]
10/23 at Green Bay	0	20 [L]
11/6 Washington	0	7 [L]
11/20 at Philadelphia	7	14 [L]
11/27 at Washington	0	15 [L]
12/4 at Cleveland	7	13 [L]
(H 0-3, A 2-6)	79	169

1937 *Johnny "Blood" McNally* (HEAD COACH)

W-4, L-7	Steelers	Opp.
9/5 Philadelphia	27	14 [W]
9/19 at Brooklyn	21	0 [W]
9/26 New York	7	10 [L]
10/4 Chicago Bears	0	7 [L]
10/10 at Detroit	3	7 [L]
10/17 at Washington	20	34 [L]
10/24 Chicago Cubs	7	13 [L]
10/31 Philadelphia	16	7 [W]
11/7 at New York	0	17 [L]
11/14 Washington	21	13 [W]
11/21 Brooklyn	0	23 [L]
(H 3-4, A 1-3)	122	145

1936 *Joe Bach* (HEAD COACH)

W-6, L-6	Steelers	Opp.
9/13 Boston	10	0 [W]
9/23 at Brooklyn	10	6 [W]
9/27 New York	10	7 [W]
10/4 Chicago Bears	9	27 [L]
10/14 Philadelphia	17	0 [W]
10/18 at Chicago Bears	6	26 [L]
10/25 at Green Bay	10	42 [L]
11/1 Brooklyn	10	7 [W]
11/5 at Philadelphia	6	0 [W]
11/8 at Detroit	3	28 [L]
11/15 at Chicago Cards	6	14 [L]
11/29 at Boston	0	30 [L]
(H 4-1, A 2-5)	97	187

1935 *Joe Bach* (HEAD COACH)

W-4, L-8	Steelers	Opp.
9/13 at Philadelphia	17	7 [W]
9/22 New York	7	42 [L]
9/29 Chicago Bears	7	23 [L]
10/6 at Green Bay	0	27 [L]
10/9 Philadelphia	6	17 [L]
10/20 Chicago Cards	17	13 [W]
10/27 Boston	6	0 [W]
11/3 Brooklyn	7	13 [L]
11/10 at Brooklyn	16	7 [W]
11/24 Green Bay	14	34 [L]
12/1 at Boston	3	13 [L]
12/8 at New York	0	13 [L]
(H 2-5, A 2-3)	100	209

1934 *Luby DiMeola* (HEAD COACH)

W-2, L-10	Steelers	Opp.
9/9 Cincinnati	13	0 [W]
9/16 Boston	0	7 [L]
9/26 Philadelphia	0	17 [L]
10/3 New York	12	14 [L]
10/7 at Philadelphia	9	7 [W]
10/10 Chicago Bears	0	28 [L]
10/14 at Boston	0	39 [L]
10/21 at New York	7	17 [L]
10/28 at Brooklyn	3	21 [L]
11/4 at Detroit	7	40 [L]
11/11 at St. Louis	0	6 [L]
11/18 Brooklyn	0	10 [L]
(H 1-5, A 1-5)	51	206

1933 *Jap Dauds* (HEAD COACH)

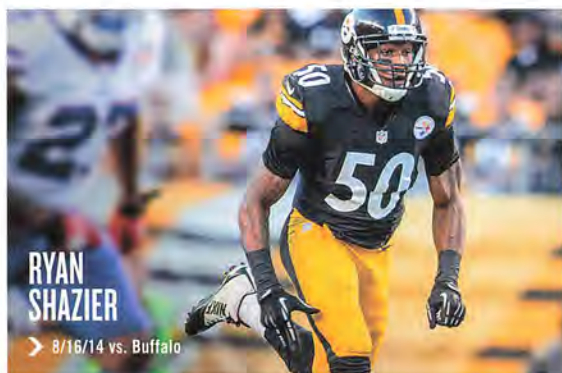
W-3, L-6, T-2	Steelers	Opp.
9/20 New York	2	23 [L]
9/27 Chicago Cardinals	14	13 [W]
10/4 Boston	6	21 [L]
10/11 Cincinnati	17	0 [W]
10/15 at Green Bay	0	47 [L]
10/22 at Cincinnati	0	0 [T]
10/29 at Boston	16	14 [W]
11/5 at Brooklyn	3	3 [T]
11/12 Brooklyn	0	32 [L]
11/19 at Philadelphia	6	25 [L]
12/3 at New York	3	27 [L]
(H 2-3, A 1-3-2)	67	205

Steelers Placement (1970-2014)

Year	Record	Finish
1970	5-9	3rd in AFC Central
1971	6-8	2nd in AFC Central
1972	11-3	AFC Central Champion (1)
1973	10-4	2nd in AFC Central*
1974	10-3-1	AFC Central Champion (2)
1975	12-2	AFC Central Champion (3)
1976	10-4	AFC Central Champion (4)
1977	9-5	AFC Central Champion (5)
1978	14-2	AFC Central Champion (6)
1979	12-4	AFC Central Champion (7)
1980	9-7	3rd in AFC Central
1981	8-8	2nd in AFC Central
1982	6-3	4th in AFC Tournament*
1983	10-6	AFC Central Champion (8)
1984	9-7	AFC Central Champion (9)
1985	7-9	3rd in AFC Central
1986	6-10	3rd in AFC Central
1987	8-7	3rd in AFC Central
1988	5-11	4th in AFC Central
1989	9-7	3rd in AFC Central*
1990	9-7	3rd in AFC Central
1991	7-9	2nd in AFC Central
1992	11-5	AFC Central Champion (10)
1993	9-7	2nd in AFC Central*
1994	12-4	AFC Central Champion (11)
1995	11-5	AFC Central Champion (12)
1996	10-6	AFC Central Champion (13)
1997	11-5	AFC Central Champion (14)
1998	7-9	3rd in AFC Central
1999	6-10	4th in AFC Central
2000	9-7	3rd in AFC Central
2001	13-3	AFC Central Champion (15)
2002	10-5-1	AFC North Champion (16)
2003	6-10	3rd in AFC North
2004	15-1	AFC North Champion (17)
2005	11-5	2nd in AFC North*
2006	8-8	T-2nd in AFC North
2007	10-6	AFC North Champion (18)
2008	12-4	AFC North Champion (19)
2009	9-7	T-2nd in AFC North
2010	12-4	AFC North Champion (20)
2011	12-4	T-1st in AFC North*
2012	8-8	3rd in AFC North
2013	8-8	2nd in AFC North
2014	11-5	AFC North Champion (21)

* Earned Wild Card playoff berth
(#) = Number of Division Titles

STEELERS Preseason Results



RYAN SHAZIER

> 8/16/14 vs. Buffalo

2014 Record: 1-3

	Steelers	Opp.	
At N.Y. Giants	16	20	(L)
Buffalo	19	16	(W)
At Philadelphia	21	31	(L)
Carolina	0	10	(L)

2013 Record: 0-4

	Steelers	Opp.	
N.Y. Giants	13	18	(L)
At Washington	13	24	(L)
Kansas City (OT)	20	26	(L)
At Carolina	10	25	(L)

2012 Record: 3-1

	Steelers	Opp.	
At Philadelphia	23	24	(L)
Indianapolis	26	24	(W)
At Buffalo	38	7	(W)
Carolina	17	16	(W)

2011 Record: 3-1

	Steelers	Opp.	
At Washington	7	16	(L)
Philadelphia	24	14	(W)
Atlanta	34	16	(W)
At Carolina	33	17	(W)

2010 Record: 3-1

	Steelers	Opp.	
Detroit	23	7	(W)
At N.Y. Giants	24	17	(W)
At Denver	17	34	(L)
Carolina	19	3	(W)

2009 Record: 3-1

	Steelers	Opp.	
Arizona	20	10	(W)
At Washington	13	17	(L)
Buffalo	17	0	(W)
At Carolina	21	10	(W)

2008 Record: 3-1

	Steelers	Opp.	
Philadelphia	16	10	(W)
Buffalo (at Toronto)	21	24	(L)
At Minnesota	12	10	(W)
Carolina	19	16	(W)

2007 Record: 4-1

	Steelers	Opp.	
New Orleans (at Canton)	20	7	(W)
Green Bay	9	13	(L)
At Washington	12	10	(W)
Philadelphia	27	13	(W)
At Carolina	19	3	(W)

2006 Record: 0-4

	Steelers	Opp.	
At Arizona	13	21	(L)
Minnesota	10	17	(L)
At Philadelphia	7	16	(L)
Carolina	13	15	(L)

2005 Record: 3-1

	Steelers	Opp.	
Philadelphia	38	31	(W)
Miami	17	3	(W)
At Washington	10	17	(L)
At Carolina	21	17	(W)

2004 Record: 2-2

	Steelers	Opp.	
At Detroit	21	27	(L)
Houston	38	3	(W)
At Philadelphia	27	21	(W)
Carolina	13	16	(L)

2003 Record: 1-3

	Steelers	Opp.	
At Detroit	13	26	(L)
Philadelphia	16	21	(L)
Dallas	15	14	(W)
At Carolina	14	21	(L)

2002 Record: 2-2

	Steelers	Opp.	
N.Y. Jets	6	16	(L)
At Washington	34	35	(L)
At Detroit	34	22	(W)
Minnesota	17	14	(W)

2001 Record: 3-1

	Steelers	Opp.	
At Atlanta	17	16	(W)
At Minnesota	10	24	(L)
Detroit	20	7	(W)
Buffalo	20	0	(W)

2000 Record: 3-2

	Steelers	Opp.	
At Dallas	38	10	(W)
Miami	13	10	(W)
Carolina	13	0	(W)
Indianapolis (at Mexico City)	23	24	(L)
At Washington	10	17	(L)

1999 Record: 1-3

	Steelers	Opp.	
Chicago	30	23	(W)
At Carolina	13	20	(L)
Washington	14	27	(L)
At Buffalo	14	16	(L)

1998 Record: 3-2

	Steelers	Opp.	
Tampa Bay (at Canton)	6	30	(L)
Buffalo	24	13	(W)
At Philadelphia	17	21	(L)
Atlanta (at Morgantown)	28	22	(W)
Carolina	38	24	(W)

1997 Record: 5-0

	Steelers	Opp.	
Chicago (at Dublin)	30	17	(W)
At Kansas City	28	14	(W)
Philadelphia	42	26	(W)
Detroit	28	20	(W)
At Carolina	27	19	(W)

1996 Record: 2-5

	Steelers	Opp.	
San Diego (at Tokyo)	10	20	(L)
St. Louis	16	10	(W)
At Green Bay	17	24	(L)
Tampa Bay	13	3	(W)
At Philadelphia	19	20	(L)

1995 Record: 1-3

	Steelers	Opp.	
At Buffalo	31	10	(W)
Green Bay	13	36	(L)
At Tampa Bay	7	20	(L)
Philadelphia	6	16	(L)

1994 Record: 1-3

	Steelers	Opp.	
At Miami	14	24	(L)
L.A. Raiders	29	17	(W)
Indianapolis	14	17	(L)
At Washington	21	22	(L)

1993 Record: 2-3

	Steelers	Opp.	
San Francisco (at Barcelona)	14	21	(L)
N.Y. Jets	17	13	(W)
At N.Y. Giants	23	17	(W)
Washington	3	10	(L)
Minnesota (at Minneapolis)	13	30	(L)

1992 Record: 2-2

	Steelers	Opp.	
Philadelphia	33	35	(L)
At New Orleans	0	26	(L)
At Chicago	28	17	(W)
N.Y. Giants	24	3	(W)

MEDIA INFORMATION

FOOTBALL STAFF

2015 PLAYERS

2014 IN REVIEW

STEELERS HISTORY

RECORDS

STEELERS Preseason Results

1991 Record: 2-2

	Steelers	Opp.
Washington	16	7 (W)
At Minnesota	24	34 (L)
At Philadelphia	20	21 (L)
At Detroit	16	3 (W)

1990 Record: 2-2

	Steelers	Opp.
New England (at Montreal)	30	14 (W)
At Washington	24	27 (L)
At Dallas	9	20 (L)
Philadelphia	20	10 (W)

1989 Record: 2-2

	Steelers	Opp.
Washington	14	21 (L)
At Cleveland	24	21 (W)
At Philadelphia	14	38 (L)
At N.Y. Giants	13	10 (W)

1988 Record: 3-1

	Steelers	Opp.
At Washington	44	31 (W)
Philadelphia	21	16 (W)
At N.Y. Giants	17	28 (L)
At New Orleans	31	28 (W)

1987 Record: 0-4

	Steelers	Opp.
At Washington	17	23 (L)
At Chicago	14	50 (L)
At New Orleans	28	31 (L)
N.Y. Giants	20	26 (L)

1986 Record: 1-3

	Steelers	Opp.
Chicago	13	23 (L)
At Washington (01)	24	27 (L)
At Dallas	41	28 (W)
At N.Y. Giants	3	17 (L)

1985 Record: 1-3

	Steelers	Opp.
At Tampa Bay	42	27 (W)
Minnesota (at Minneapolis)	34	41 (L)
At St. Louis	6	14 (L)
N.Y. Giants	14	24 (L)

1984 Record: 3-1

	Steelers	Opp.
At Cleveland	31	14 (W)
Philadelphia	20	17 (W)
At Dallas	20	10 (W)
at N.Y. Giants	9	16 (L)

1983 Record: 4-1

	Steelers	Opp.
New Orleans (at Canton)	27	14 (W)
New England (at Knoxville)	27	16 (W)
N.Y. Giants	13	22 (L)
At Dallas	24	7 (W)
At Philadelphia	10	3 (W)

1982 Record: 4-0

	Steelers	Opp.
New England (at Knoxville)	24	20 (W)
At N.Y. Giants	13	10 (W)
Baltimore	37	15 (W)
Philadelphia	27	24 (W)

1981 Record: 2-2

	Steelers	Opp.
At Cleveland	35	31 (W)
At Philadelphia	20	36 (L)
At Dallas	14	24 (L)
N.Y. Giants	31	6 (W)

1980 Record: 3-1

	Steelers	Opp.
At N.Y. Giants	13	0 (W)
At Atlanta	17	14 (W)
N.Y. Jets	13	20 (L)
At Dallas	31	10 (W)

1979 Record: 3-1

	Steelers	Opp.
At Buffalo	15	7 (W)
N.Y. Giants	10	3 (W)
At N.Y. Jets	27	14 (W)
At Dallas	14	16 (L)

1978 Record: 2-2

	Steelers	Opp.
At Baltimore	22	10 (W)
Atlanta	13	7 (W)
At N.Y. Giants	6	13 (L)
At Dallas	13	16 (L)

1977 Record: 3-2

	Steelers	Opp.
Buffalo	28	24 (W)
At Kansas City	21	23 (L)
At N.Y. Jets	26	13 (W)
At New England	10	13 (L)
Philadelphia	21	13 (W)
At Dallas	0	30 (L)

1976 Record: 5-2

	Steelers	Opp.
All Stars (at Chicago)	24	0 (W)
At New Orleans	24	14 (W)
At Philadelphia	14	7 (W)
At Washington	27	7 (W)
N.Y. Giants	0	17 (L)
At Dallas	10	20 (L)
N.Y. Jets	41	6 (W)

1975 Record: 3-4

	Steelers	Opp.
All Stars (at Chicago)	21	14 (W)
Philadelphia	14	17 (L)
Oakland (at Berkeley)	21	24 (L)
At Baltimore	31	10 (W)
N.Y. Giants (at Princeton)	7	24 (L)
New Orleans	24	13 (W)
At Dallas	16	17 (L)

1974 Record: 6-0

	Steelers	Opp.
At New Orleans	26	7 (W)
Chicago	50	21 (W)
At Philadelphia (ot)	33	30 (W)
N.Y. Giants	17	7 (W)
At Washington	21	19 (W)
At Dallas	41	15 (W)

1973 Record: 4-2

	Steelers	Opp.
Baltimore	34	7 (W)
Minnesota (at Bloomington)	6	10 (L)
Philadelphia	17	3 (W)
at N.Y. Giants	24	29 (L)
At Green Bay	30	22 (W)
Atlanta	19	0 (W)

1972 Record: 4-1-1

	Steelers	Opp.
N.Y. Giants	28	10 (W)
N.Y. Jets (at Seattle)	22	3 (W)
At Atlanta	31	17 (W)
Baltimore (at Tampa)	13	16 (L)
New Orleans (at Memphis)	56	7 (W)
Washington	10	10 (T)

1971 Record: 3-3

	Steelers	Opp.
At Green Bay	16	13 (W)
At Cincinnati	13	20 (L)
Minnesota	21	26 (L)
N.Y. Jets (at Cleveland)	35	21 (W)
At N.Y. Giants	20	3 (W)

1970 Record: 4-1

	Steelers	Opp.
Miami (at Jacksonville)	10	16 (L)
Minnesota (at Bloomington)	20	13 (W)
N.Y. Giants	21	6 (W)
Boston (at Shreveport)	31	3 (W)
At Oakland	20	6 (W)

1969 Record: 2-3

	Steelers	Opp.
St. Louis (at Norfolk)	12	27 (L)
New Orleans (at Baton Rouge)	34	24 (W)
Cincinnati	13	23 (L)
At Green Bay	19	31 (L)
N.Y. Giants (at Montreal)	17	13 (W)

1968 Record: 1-4

	Steelers	Opp.
At St. Louis	7	24 (L)
At San Diego	35	33 (W)
Cincinnati (at Morgantown)	3	19 (L)
Green Bay (at Milwaukee)	17	21 (L)
Washington (at Norfolk)	17	24 (L)

1967 Record: 2-3

	Steelers	Opp.
At Green Bay	20	31 (L)
New Orleans (at Baton Rouge)	17	20 (L)
St. Louis (at Nashville)	24	13 (W)
At San Diego	16	7 (W)
Washington (at Norfolk)	10	16 (L)

1966 Record: 1-4

	Steelers	Opp.
N.Y. Giants (at Ithaca)	14	16 (L)
Minnesota (at Portland)	6	35 (L)
San Francisco (at Portland)	34	17 (W)
At Green Bay	6	17 (L)
Cleveland (at Birmingham)	10	14 (L)

1965 Record: 0-5

	Steelers	Opp.
Minnesota (at Atlanta)	21	31 (L)
N.Y. Giants (at New Haven)	7	16 (L)
Baltimore (at Atlanta)	10	38 (L)
San Francisco (at Providence)	9	23 (L)
Cleveland (at Akron)	16	28 (L)

STEELERS VS. NFL OPPONENTS (All-Time Record: 618-560-21)



ARIZONA CARDINALS

STEELERS WON 34, LOST 23, TIED 3 (Home: 21-8-1, Road: 12-15-2, Neutral: 1-0)

STEELERS			CARDINALS			STEELERS			CARDINALS			STEELERS			CARDINALS		
1933	14	13	[W]	1955 h	14	7	[W]	1965 h	7	20	[L]	1985 h	23	10	[W]		
1935 h	17	13	[W]	1955	13	27	[L]	1965	17	21	[L]	1988	14	31	[L]		
1936	6	14	[L]	1956 h	14	7	[W]	1966 h	30	9	[W]	1994	17	20	ot[L]		
1937 h	7	13	[L]	1956	27	38	[L]	1966	3	6	[L]	1997	26	20	ot[W]		
1939 h	0	10	[L]	1957 h	29	20	[W]	1967 h	14	28	[L]	2003 h	28	15	[W]		
1940 h	7	7	[T]	1957	27	2	[W]	1967	14	14	[T]	2007	14	21	[L]		
1942 h	19	3	[W]	1958	27	20	[W]	1968	28	28	[T]	2008	27	23	[W]		
1943 h	34	13	[W]	1958 h	38	21	[W]	1968 h	10	20	[L]	2011	32	20	[W]		
1945 h	23	0	[W]	1959	24	45	[L]	1969 h	14	27	[L]						
1946 h	14	7	[W]	1959 h	35	20	[W]	1969	10	47	[L]						
1948 h	7	24	[L]	1960 h	27	14	[W]	1972	25	19	[W]						
1950	28	17	[W]	1960	7	38	[L]	1979	24	21	[W]						
1950 h	28	7	[W]	1961 h	30	27	[W]	1985 h	23	10	[W]						
1951	28	14	[W]	1961	0	20	[L]	1988	14	31	[L]						
1952	34	28	[W]	1962	26	17	[W]	1994	17	20	ot[L]						
1952 h	17	14	[W]	1962 h	19	7	[W]	1997	26	20	ot[W]						
1953 h	31	28	[W]	1963 h	23	10	[W]	2003 h	28	15	[W]						
1953	21	17	[W]	1963	23	24	[L]	2007	14	21	[L]						
1954	14	17	[L]	1964	30	34	[L]	2008	27	23	[W]						
1954 h	20	17	[W]	1964 h	20	21	[L]	2011	32	20	[W]						

Franchise moved from Chicago to St. Louis after 1959 season. Franchise moved from St. Louis to Phoenix after 1987 season.



ATLANTA FALCONS

STEELERS WON 18, LOST 2, TIED 1 (Home: 6-0-1, Road: 7-2)

STEELERS			FALCONS			STEELERS			FALCONS			STEELERS			FALCONS		
1966	57	33	[W]	1984 h	35	10	[W]	2002 h	34	34	ot[T]						
1968	41	21	[W]	1987	28	12	[W]	2006	38	41	ot[L]						
1970	16	27	[L]	1990 h	21	9	[W]	2010 h	15	9	ot[W]						
1974 h	24	17	[W]	1993	45	17	[W]	2014	27	20	[W]						
1978 h	31	7	[W]	1996	20	17	[W]										
1981	34	20	[W]	1999 h	13	9	[W]										



BALTIMORE RAVENS

STEELERS WON 24, LOST 18 (Home: 15-8, Road: 9-10)

STEELERS			RAVENS			STEELERS			RAVENS			STEELERS			RAVENS		
1996 h	31	17	[W]	2002 h	34	31	[W]	2009	17	20	ot[L]						
1996	17	31	[L]	2003 h	34	15	[W]	2009 h	23	20	[W]						
1997	42	34	[W]	2003	10	13	ot[L]	2010 h	14	17	[L]						
1997 h	37	0	[W]	2004	13	30	[L]	2010	13	10	[W]						
1998	20	13	[W]	2004 h	20	7	[W]	2010 h	31	24	[W]						
1998 h	16	6	[W]	2005 h	20	19	[W]	2011	7	35	[L]						
1999	23	20	[W]	2005	13	16	ot[L]	2011 h	20	23	[L]						
1999 h	24	31	[L]	2006	0	27	[L]	2012 h	10	13	[L]						
2000 h	0	16	[L]	2006 h	7	31	[L]	2012	23	20	[W]						
2000	9	6	[W]	2007 h	38	7	[W]	2013 h	19	16	[W]						
2001 h	10	13	[L]	2007	21	27	[L]	2013	20	22	[L]						
2001	26	21	[W]	2008 h	23	20	ot[W]	2014	6	26	[L]						
2001 h	27	10	[W]	2008	13	9	[W]	2014 h	43	23	[W]						
2002	31	18	[W]	2008 h	23	14	[W]	2014 h	17	30	[L]						

● Playoff Game ● AFC Championship Game ● Super Bowl

STEELERS VS. NFL OPPONENTS (All-Time Record: 618-560-21)



BUFFALO BILLS

STEELERS WON 15, LOST 9 (Home: 10-2, Road: 5-7)

STEELERS				BILLS				STEELERS				BILLS			
1970 h	23	10	[W]	1985 h	30	24	[W]	1995 h	40	21	[W]	1996 h	24	6	[W]
1972	38	21	[W]	1986	12	16	[L]	1999	21	24	[L]	2001	20	3	[W]
1974 h	32	14	[W]	1988	28	36	[L]	2004	29	24	[W]	2007 h	26	3	[W]
1975 h	21	30	[L]	1991	34	52	[L]	2007 h	26	3	[W]	2010 h	19	16	ot[W]
1978	28	17	[W]	1992	20	28	[L]	2013 h	23	10	[W]				
1979 h	28	0	[W]	1992 h	3	24	[L]								
1980	13	28	[L]	1993 h	23	0	[W]								
1982	0	13	[L]	1994 h	23	10	[W]								



CAROLINA PANTHERS

STEELERS WON 5, LOST 1 (Home: 3-0, Road: 2-1)

STEELERS				PANTHERS				STEELERS				PANTHERS			
1996	14	18	[L]	2002 h	30	14	[W]	2010 h	27	3	[W]	2014	37	19	[W]
1999 h	30	20	[W]	2006	37	3	[W]								



CHICAGO BEARS

STEELERS WON 7, LOST 21, TIED 1 (Home: 6-9-1, Road: 1-12)

STEELERS				BEARS				STEELERS				BEARS			
1934 h	0	28	[L]	1945 h	7	28	[L]	1980 h	38	3	[W]	1986	10	13	ot[L]
1935 h	7	23	[L]	1947	7	49	[L]	1989 h	0	20	[L]	1992	6	30	[L]
1936 h	9	27	[L]	1949	21	30	[L]	1992	6	30	[L]	1995	37	34	ot[W]
1936	6	26	[L]	1958 h	24	10	[W]	1998 h	17	12	[W]	2005 h	21	9	[W]
1937 h	0	7	[L]	1959	21	27	[L]	2009	14	17	[L]	2013 h	23	40	[L]
1939 h	0	32	[L]	1963 h	17	17	[T]								
1941	7	34	[L]	1967 h	41	13	[W]								
1943	21	48	[L]	1969	7	38	[L]								
1944	7	34	[L]	1971	15	17	[L]								
1944 h	7	49	[L]	1975 h	34	3	[W]								



CINCINNATI BENGALS

STEELERS WON 56, LOST 34 (Home: 30-15, Road: 26-19)

STEELERS				BENGALS				STEELERS				BENGALS			
1970 h	21	10	[W]	1980	28	30	[L]	1990 h	12	16	[L]	1991	33	27	ot[W]
1970	7	34	[L]	1980 h	16	17	[L]	1991 h	17	10	[W]	1992 h	20	0	[W]
1971 h	21	10	[W]	1981	7	34	[L]	1992	21	9	[W]	1992 h	20	0	[W]
1971	21	13	[W]	1981 h	10	17	[L]	1993 h	34	7	[W]	1993	24	16	[W]
1972	10	15	[L]	1982 h	26	20	ot[W]	1994 h	14	10	[W]	1994 h	14	10	[W]
1972 h	40	17	[W]	1983	24	14	[W]	1994	38	15	[W]	1995 h	9	27	[L]
1973	7	19	[L]	1983 h	10	23	[L]	1995 h	9	27	[L]	1996 h	20	10	[W]
1973 h	20	13	[W]	1984 h	38	17	[W]	1996	24	34	[L]	1996 h	20	10	[W]
1974	10	17	[L]	1984	20	22	[L]	1997	26	10	[W]	1997 h	20	3	[W]
1974 h	27	3	[W]	1985 h	24	37	[L]	1997 h	20	3	[W]	1998	20	25	[L]
1975	30	24	[W]	1985	21	26	[L]	1998 h	24	25	[L]	1999	17	3	[W]
1975 h	35	14	[W]	1986	22	24	[L]	1999 h	20	27	[L]	2000 h	15	0	[W]
1976 h	23	6	[W]	1986 h	30	9	[W]								
1976	7	3	[W]	1987 h	23	20	[W]								
1977 h	20	14	[W]	1987	30	16	[W]								
1977	10	17	[L]	1988 h	12	17	[L]								
1978	28	3	[W]	1988	7	42	[L]								
1978 h	7	6	[W]	1989	10	41	[L]								
1979	10	34	[L]	1989 h	16	26	[L]								
1979 h	37	17	[W]	1990	3	27	[L]								

• Playoff Game

STEELERS VS. NFL OPPONENTS [All-Time Record: 618-560-21]



CINCINNATI BENGALS (Continued)

STEELERS WON 56, LOST 34 (Home: 30-15, Road: 26-19)

STEELERS			BENGALS			STEELERS			BENGALS			STEELERS			BENGALS		
2000	48	28	[W]	2005 h	31	38	[L]	2010	27	21	[W]						
2001 h	16	7	[W]	2005 ●	31	17	[W]	2010 h	23	7	[W]						
2001	23	26	ot[L]	2006 h	20	28	[L]	2011	24	17	[W]						
2002	34	7	[W]	2006	23	17	ot[W]	2011 h	35	7	[W]						
2002 h	29	21	[W]	2007	24	13	[W]	2012	24	17	[W]						
2003	17	10	[W]	2007 h	24	10	[W]	2012 h	10	13	[L]						
2003 h	20	24	[L]	2008	38	10	[W]	2013	10	20	[L]						
2004 h	28	17	[W]	2008 h	27	10	[W]	2013 h	30	20	[W]						
2004	19	14	[W]	2009	20	23	[L]	2014	42	21	[W]						
2005	27	13	[W]	2009 h	12	18	[L]	2014 h	30	20	[W]						



CLEVELAND BROWNS

STEELERS WON 68, LOST 58 (Home: 43-21, Road: 25-37)

STEELERS			BROWNS			STEELERS			BROWNS			STEELERS			BROWNS		
1950 h	17	30	[L]	1971	17	27	[L]	1992	9	17	[L]						
1950	7	45	[L]	1971 h	26	9	[W]	1992 h	23	13	[W]						
1951	0	17	[L]	1972	24	26	[L]	1993	23	28	[L]						
1951 h	0	28	[L]	1972 h	30	0	[W]	1993 h	16	9	[W]						
1952 h	20	21	[L]	1973 h	33	6	[W]	1994	17	10	[W]						
1952	28	29	[L]	1973	16	21	[L]	1994 h	17	7	[W]						
1953	16	34	[L]	1974 h	20	16	[W]	1994 h ●	29	9	[W]						
1953 h	16	20	[L]	1974	26	16	[W]	1995 h	20	3	[W]						
1954 h	55	27	[W]	1975	42	6	[W]	1995	20	17	[W]						
1954	7	42	[L]	1975 h	31	17	[W]	1999	43	0	[W]						
1955	14	41	[L]	1976 h	31	14	[W]	1999 h	15	16	[L]						
1955 h	7	30	[L]	1976	16	18	[L]	2000	20	23	[L]						
1956 h	10	14	[L]	1977	28	14	[W]	2000 h	22	0	[W]						
1956	24	16	[W]	1977 h	35	31	[W]	2001	15	12	ot[W]						
1957 h	12	23	[L]	1978 h	15	9	ot[W]	2001 h	28	7	[W]						
1957	0	24	[L]	1978	34	14	[W]	2002 h	16	13	ot[W]						
1958 h	12	45	[L]	1979	51	35	[W]	2002	23	20	[W]						
1958	10	27	[L]	1979 h	33	30	ot[W]	2002 h ●	36	33	[W]						
1959 h	17	7	[W]	1980	26	27	[L]	2003 h	13	33	[L]						
1959	21	20	[W]	1980 h	16	13	[W]	2003	13	6	[W]						
1960	20	28	[L]	1981 h	13	7	[W]	2004 h	34	23	[W]						
1960 h	14	10	[W]	1981	32	10	[W]	2004	24	10	[W]						
1961 h	28	30	[L]	1982	9	10	[L]	2005 h	34	21	[W]						
1961	17	13	[W]	1982 h	37	21	[W]	2005	41	0	[W]						
1962 h	14	41	[L]	1983 h	44	17	[W]	2006	24	20	[W]						
1962	14	35	[L]	1983	17	30	[L]	2006 h	27	7	[W]						
1963	23	35	[L]	1984	10	20	[L]	2007	34	7	[W]						
1963 h	9	7	[W]	1984 h	23	20	[W]	2007 h	31	28	[W]						
1964	23	7	[W]	1985	7	17	[L]	2008	10	6	[W]						
1964 h	17	30	[L]	1985 h	10	9	[W]	2008 h	31	0	[W]						
1965	19	24	[L]	1986 h	24	27	[L]	2009 h	27	14	[W]						
1965 h	21	42	[L]	1986	31	37	ot[L]	2009	6	13	[L]						
1966	10	41	[L]	1987	10	34	[L]	2010 h	28	10	[W]						
1966 h	16	6	[W]	1987 h	13	19	[L]	2010	41	9	[W]						
1967	10	21	[L]	1988 h	9	23	[L]	2011 h	14	3	[W]						
1967 h	14	34	[L]	1988	7	27	[L]	2011	13	9	[W]						
1968	24	31	[L]	1989 h	0	51	[L]	2012	14	20	[L]						
1968 h	24	45	[L]	1989	17	7	[W]	2012 h	24	10	[W]						
1969	31	42	[L]	1990	3	13	[L]	2013	27	11	[W]						
1969 h	3	24	[L]	1990 h	35	0	[W]	2013 h	20	7	[W]						
1970	7	15	[L]	1991	14	17	[L]	2014 h	30	27	[W]						
1970 h	28	9	[W]	1991 h	17	10	[W]	2014	10	31	[L]						

● Playoff Game

MEDIA INFORMATION

FOOTBALL STAFF

2015 PLAYERS

2014 IN REVIEW

STEELERS HISTORY

RECORDS

STEELERS VS. NFL OPPONENTS *(All-Time Record: 618-560-21)*



DALLAS COWBOYS

STEELERS WON 15, LOST 16 (Home: 8-6, Road: 5-9, Neutral: 2-1)

STEELERS			COWBOYS			STEELERS			COWBOYS			STEELERS			COWBOYS		
1960	35	28	[W]	1966	21	52	[L]	1985	13	27	[L]	1995	17	27	[L]		
1961	24	27	[L]	1966 h	7	20	[L]	1988 h	24	21	[W]	1997 h	7	37	[L]		
1961 h	37	7	[W]	1967 h	21	24	[L]	1991	10	20	[L]	1994 h	9	26	[L]		
1962	30	28	[W]	1968	7	28	[L]	1994 h	9	26	[L]	1995	17	27	[L]		
1962 h	27	42	[L]	1969 h	7	10	[L]	1997 h	7	37	[L]	2004	24	20	[W]		
1963 h	27	21	[W]	1972	13	17	[L]	2008 h	20	13	[W]	2012	24	27	ot[L]		
1963	24	19	[W]	1975	21	17	[W]										
1964 h	23	17	[W]	1977 h	28	13	[W]										
1964	14	17	[L]	1978	35	31	[W]										
1965 h	22	13	[W]	1979 h	14	3	[W]										
1965	17	24	[L]	1982	36	28	[W]										



DENVER BRONCOS

STEELERS WON 10, LOST 18, TIED 1 (Home: 5-7, Road: 5-11-1)

STEELERS			BRONCOS			STEELERS			BRONCOS			STEELERS			BRONCOS		
1970	13	16	[L]	1983 h	10	14	[L]	1997 h	35	24	[W]	1997 h	21	24	[L]		
1971 h	10	22	[L]	1984	24	17	[W]	2003	14	17	[L]	2005	34	17	[W]		
1973 h	13	23	[L]	1985 h	23	31	[L]	2006 h	20	31	[L]	2007	28	31	[L]		
1974	35	35	ot[T]	1986 h	10	21	[L]	2009	28	10	[W]	2011	23	29	ot[L]		
1975 h	20	9	[W]	1988 h	39	21	[W]	2012	19	31	[L]						
1977	7	21	[L]	1989	7	34	[L]										
1977	21	34	[L]	1989	23	24	[L]										
1978	21	17	[W]	1990	34	17	[W]										
1978 h	33	10	[W]	1991	13	20	[L]										
1979 h	42	7	[W]	1993	13	37	[L]										



DETROIT LIONS

STEELERS WON 17, LOST 17, TIED 1 (Home: 12-3-1, Road: 5-13, Neutral: 0-1)

STEELERS			LIONS			STEELERS			LIONS			STEELERS			LIONS		
1934	7	40	[L]	1949 h	14	7	[W]	1973 h	24	10	[W]	1983	3	45	[L]		
1936	3	28	[L]	1950	7	10	[L]	1986 h	27	17	[W]	1989	23	3	[W]		
1937	3	7	[L]	1952 h	6	31	[L]	1992 h	17	14	[W]	1995 h	23	20	[W]		
1938	7	16	[L]	1953	21	38	[L]	1998	16	19	ot[L]	2001 h	47	14	[W]		
1940	10	7	[W]	1955 h	28	31	[L]	2005 h	35	21	[W]	2009	28	20	[W]		
1942	35	7	[W]	1956	7	45	[L]	2013 h	37	27	[W]						
1943 h	35	34	[W]	1959 h	10	10	[T]										
1944 h	6	27	[L]	1962	7	45	[L]										
1944	7	21	[L]	1962	10	17	[L]										
1946	7	17	[L]	1966 h	17	3	[W]										
1947 h	17	10	[W]	1967	24	14	[W]										
1948	14	17	[L]	1969 h	16	13	[W]										

● Playoff Game ● AFC Championship Game ● Super Bowl ● Playoff Bowl

STEELERS VS. NFL OPPONENTS (All-Time Record: 618-560-21)



GREEN BAY PACKERS

STEELERS WON 15, LOST 22 (Home: 7-9, Road: 8-12, Neutral: 0-1)

STEELERS			PACKERS			STEELERS			PACKERS			STEELERS			PACKERS		
1933	0	47	[L]	1948 h	38	?	[W]	1975	16	13	[W]						
1935	0	27	[L]	1949	30	?	[W]	1980 h	22	20	[W]						
1935 h	14	34	[L]	1951	33	35	[L]	1983	25	21	[W]						
1936	10	42	[L]	1951 h	28	?	[W]	1986 h	27	3	[W]						
1938	0	20	[L]	1953 h	31	14	[W]	1992	3	17	[L]						
1940	3	24	[L]	1954	21	20	[W]	1995	19	24	[L]						
1941 h	7	54	[L]	1957 h	10	27	[L]	1998 h	27	20	[W]						
1942	21	24	[L]	1960 h	13	19	[L]	2005	20	10	[W]						
1943 h	28	38	[L]	1963	14	33	[L]	2009 h	37	36	[W]						
1944	7	34	[L]	1965 h	9	41	[L]	2010 *	25	31	[L]						
1944 h	20	35	[L]	1967	24	17	[W]	2013	38	31	[W]						
1946	7	17	[L]	1969 h	34	38	[L]										
1947	18	17	[W]	1970 h	12	20	[L]										



HOUSTON TEXANS

STEELERS WON 3, LOST 2 (Home: 2-1, Road: 1-1)

STEELERS			TEXANS			STEELERS			TEXANS			STEELERS			TEXANS		
2002 h	6	24	[L]	2008 h	38	17	[W]	2014 h	30	23	[W]						
2005	27	7	[W]	2011	10	17	[L]										



INDIANAPOLIS COLTS

STEELERS WON 21, LOST 6 (Home: 14-2, Road: 7-4)

STEELERS			COLTS			STEELERS			COLTS			STEELERS			COLTS		
1950 h	17	?	[W]	1979 h	17	13	[W]	1995 h	20	16	[W]						
1957	19	13	[W]	1980	20	17	[W]	1996 h	42	14	[W]						
1968 h	7	41	[L]	1983	24	13	[W]	1997 h	24	22	[W]						
1971	21	34	[L]	1984	16	17	[L]	2002 h	28	10	[W]						
1974 h	30	0	[W]	1985 h	45	3	[W]	2005	7	26	[L]						
1975 h	28	10	[W]	1987 h	21	?	[W]	2005	21	18	[W]						
1976	40	14	[W]	1991	21	3	[W]	2008 h	20	24	[L]						
1977	21	31	[L]	1992 h	30	14	[W]	2011	23	20	[W]						
1978 h	35	13	[W]	1994 h	31	21	[W]	2014 h	51	34	[W]						

Franchise moved from Baltimore to Indianapolis after 1983 season



JACKSONVILLE JAGUARS

STEELERS WON 11, LOST 12 (Home: 6-5, Road: 5-7)

STEELERS			JAGUARS			STEELERS			JAGUARS			STEELERS			JAGUARS		
1995	16	20	[L]	1999 h	3	17	[L]	2005 h	17	23	ot[L]						
1995 h	24	7	[W]	1999	6	20	[L]	2006	0	9	[L]						
1996	9	24	[L]	2000	23	13	[W]	2007 h	22	29	[L]						
1996 h	28	3	[W]	2000 h	24	34	[L]	2007 h	29	31	[L]						
1997	21	30	[L]	2001	3	21	[L]	2008	26	21	[W]						
1997 h	23	17	ot[W]	2001 h	20	7	[W]	2011 h	17	13	[W]						
1998 h	30	15	[W]	2002	25	23	[W]	2014	17	9	[W]						
1998	3	21	[L]	2004	17	16	[W]										

● Playoff Game ● AFC Championship Game ● Super Bowl

MEDIA INFORMATION

FOOTBALL STAFF

2015 PLAYERS

2014 IN REVIEW

STEELERS HISTORY

RECORDS

STEELERS VS. NFL OPPONENTS (All-Time Record: 618-560-21)



KANSAS CITY CHIEFS

STEELERS WON 20, LOST 10 (Home: 10-4, Road: 10-6)

STEELERS	CHIEFS	STEELERS	CHIEFS	STEELERS	CHIEFS						
1970 h	14	31	[L]	1982 h	35	14	[W]	1997	10	13	[L]
1971	16	38	[L]	1984 h	27	37	[L]	1998	20	13	[W]
1972 h	16	7	[W]	1985	36	28	[W]	1999	19	35	[L]
1974	34	24	[W]	1986 h	19	24	[L]	2001	20	17	[W]
1975 h	28	3	[W]	1987	17	16	[W]	2003	20	41	[L]
1976	45	0	[W]	1988 h	16	10	[W]	2006 h	45	7	[W]
1978 h	27	24	[W]	1989 h	23	17	[W]	2009	24	27	ot[L]
1979	30	3	[W]	1992	27	3	[W]	2011	13	9	[W]
1980 h	21	16	[W]	1993	24	27	ot[L]	2012 h	16	13	ot[W]
1981 h	33	37	[L]	1996	17	7	[W]	2014 h	20	12	[W]



MIAMI DOLPHINS

STEELERS WON 13, LOST 12 (Home: 7-4, Road: 6-8)

STEELERS	DOLPHINS	STEELERS	DOLPHINS	STEELERS	DOLPHINS						
1971	21	24	[L]	1985	20	24	[L]	1998	0	21	[L]
1972 h	17	21	[L]	1987	24	35	[L]	2004	13	3	[W]
1973	26	30	[L]	1988 h	40	24	[W]	2006 h	28	17	[W]
1976 h	14	3	[W]	1989	34	14	[W]	2007 h	3	0	[W]
1979 h	34	14	[W]	1990 h	6	28	[L]	2009	30	24	[W]
1980 h	23	10	[W]	1993	21	20	[W]	2010	23	22	[W]
1981	10	30	[L]	1994 h	16	13	ot[L]	2013 h	28	34	[L]
1984 h	7	31	[L]	1995	10	23	[L]				
1984	28	45	[L]	1996	24	17	[W]				



MINNESOTA VIKINGS

STEELERS WON 8, LOST 9 (Home: 5-4, Road: 2-4, Neutral: 1-1)

STEELERS	VIKINGS	STEELERS	VIKINGS	STEELERS	VIKINGS						
1962 h	39	31	[W]	1976	6	17	[L]	1995 h	24	44	[L]
1964	10	30	[L]	1980	23	17	[W]	2001 h	21	16	[W]
1967 h	27	41	[L]	1983 h	14	17	[L]	2005	18	3	[W]
1969	14	52	[L]	1986	7	31	[L]	2009 h	27	17	[W]
1972 h	23	10	[W]	1989 h	27	14	[W]	2013 (London)	27	34	[L]
1974	16	6	[W]	1992 h	3	6	[L]				



NEW ENGLAND PATRIOTS

STEELERS WON 15, LOST 12 (Home: 11-8, Road: 4-4)

STEELERS	PATRIOTS	STEELERS	PATRIOTS	STEELERS	PATRIOTS						
1972 h	33	3	[W]	1990 h	24	3	[W]	2002	14	30	[L]
1974	21	17	[W]	1991 h	20	6	[W]	2004 h	34	20	[W]
1976 h	27	30	[L]	1993 h	17	14	[W]	2004 h	27	41	[L]
1979	16	13	ot[W]	1995 h	41	27	[W]	2005 h	20	23	[L]
1981 h	27	21	ot[W]	1996	3	28	[L]	2007	13	34	[L]
1982 h	37	14	[W]	1997	24	21	ot[W]	2008	33	10	[W]
1983 h	23	28	[L]	1997 h	7	6	[W]	2010 h	26	39	[L]
1986 h	0	34	[L]	1998 h	9	23	[L]	2011 h	25	17	[W]
1989 h	28	10	[W]	2001 h	17	24	[L]	2013	31	55	[L]

Playoff Game
 AFC Championship Game
 Super Bowl

STEELERS VS. NFL OPPONENTS [All-Time Record: 618-560-21]



NEW ORLEANS SAINTS

STEELERS WON 7, LOST 8 (Home: 3-3, Road: 4-5)

YEAR	STEELERS	SAINTS	RESULT	YEAR	STEELERS	SAINTS	RESULT	YEAR	STEELERS	SAINTS	RESULT
1967	14	10	[W]	1978 h	20	14	[W]	1993 h	37	14	[W]
1968 h	12	16	[L]	1981	20	6	[W]	2002	29	32	[L]
1968	14	24	[L]	1984	24	27	[L]	2006 h	38	31	[W]
1969	24	27	[L]	1987 h	16	20	[L]	2010	10	20	[L]
1974	28	7	[W]	1990	9	6	[W]	2014 h	32	35	[L]



NEW YORK GIANTS

STEELERS WON 30, LOST 46, TIED 3 (Home: 14-22-3, Road: 16-24)

YEAR	STEELERS	GIANTS	RESULT	YEAR	STEELERS	GIANTS	RESULT	YEAR	STEELERS	GIANTS	RESULT
1933 h	2	23	[L]	1947 h	24	7	[W]	1961	21	42	[L]
1933	3	27	[L]	1948	27	34	[L]	1962 h	27	31	[L]
1934 h	12	14	[L]	1948 h	38	28	[W]	1962	20	17	[W]
1934	7	17	[L]	1949 h	28	7	[W]	1963 h	31	0	[W]
1935 h	7	42	[L]	1949	21	17	[W]	1963	17	33	[L]
1935	0	13	[L]	1950 h	7	18	[L]	1964 h	27	24	[W]
1936 h	10	7	[W]	1950	17	6	[W]	1964	44	17	[W]
1937 h	7	10	[L]	1951 h	13	13	[T]	1965 h	13	23	[L]
1937	0	17	[L]	1951	0	14	[L]	1965	10	35	[L]
1938 h	14	27	[L]	1952 h	63	7	[W]	1966 h	34	34	[T]
1938	13	10	[W]	1953 h	24	14	[W]	1966	47	28	[W]
1939 h	7	14	[L]	1953	14	10	[W]	1967 h	24	27	[L]
1939	7	23	[L]	1954 h	6	30	[L]	1967	20	28	[L]
1940 h	10	10	[T]	1954	3	24	[L]	1968 h	20	34	[L]
1940	0	12	[L]	1955 h	30	23	[W]	1969	7	10	[L]
1941 h	10	37	[L]	1955	19	17	[W]	1969 h	17	21	[L]
1941	7	28	[L]	1956	10	38	[L]	1971 h	17	13	[W]
1942 h	13	10	[W]	1956 h	14	17	[L]	1976	27	0	[W]
1942	17	9	[W]	1957	0	35	[L]	1985	10	28	[L]
1943 h	28	14	[W]	1957 h	21	10	[W]	1991 h	20	23	[L]
1943	14	42	[L]	1958	6	17	[L]	1994	10	6	[W]
1944	0	23	[L]	1958 h	31	10	[W]	2000	10	30	[L]
1945 h	6	34	[L]	1959 h	16	21	[L]	2004	33	30	[W]
1945	21	7	[W]	1959	14	9	[W]	2008 h	14	21	[L]
1946 h	14	17	[L]	1960 h	17	19	[L]	2012	24	20	[W]
1946	0	7	[L]	1960	24	27	[L]				
1947	38	21	[W]	1961 h	14	17	[L]				



NEW YORK JETS

STEELERS WON 19, LOST 5 (Home: 9-1, Road: 10-4)

YEAR	STEELERS	JETS	RESULT	YEAR	STEELERS	JETS	RESULT	YEAR	STEELERS	JETS	RESULT
1970 h	21	17	[W]	1986	45	24	[W]	2004 h	17	6	[W]
1973 h	26	14	[W]	1988	20	24	[L]	2004 h	20	17	ot[W]
1975	20	7	[W]	1989	13	0	[W]	2007	16	19	ot[L]
1977	23	20	[W]	1990	24	7	[W]	2010 h	17	22	[L]
1978	28	17	[W]	1992 h	27	10	[W]	2010 h	24	19	[W]
1981 h	38	10	[W]	2000	20	3	[W]	2012 h	27	10	[W]
1983	34	7	[W]	2001 h	18	7	[W]	2013	19	6	[W]
1984	23	17	[W]	2003	0	6	[L]	2014 h	13	20	[L]

• Playoff Game • AFC Championship Game

STEELERS VS. NFL OPPONENTS (All-Time Record: 618-560-21)



OAKLAND RAIDERS

STEELERS WON 12, LOST 15 (Home: 7-5, Road: 5-10)

STEELERS			RAIDERS			STEELERS			RAIDERS			STEELERS			RAIDERS								
1970	14	31	[L]	1976	7	24	[L]	2000 h	21	20	[W]	2002 h	17	30	[L]	2003 h	27	7	[W]				
1972 h	34	28	[W]	1977 h	7	16	[L]	2004 h	24	21	[W]	2006	13	20	[L]	2009 h	24	27	[L]	2010 h	35	3	[W]
1972 h	13	7	[W]	1980 h	34	45	[L]	2006	13	20	[L]	2012	31	34	[L]	2013	18	21	[L]				
1973	17	9	[W]	1981	27	30	[L]	2006	13	20	[L]												
1973	14	33	[L]	1983	10	38	[L]																
1974 h	0	17	[L]	1984	13	7	[W]																
1974	24	13	[W]	1990	3	20	[L]																
1975 h	16	10	[W]	1994	21	3	[W]																
1976	28	31	[L]	1995	29	10	[W]																

Franchise moved from Oakland to Los Angeles after 1981 season, and moved back to Oakland after 1994 season



PHILADELPHIA EAGLES

STEELERS WON 27, LOST 47, TIED 3 (Home: 18-19-1, Road: 8-26-2, Neutral: 1-2)

STEELERS			EAGLES			STEELERS			EAGLES			STEELERS			EAGLES								
1933	6	25	[L]	1948 h	7	34	[L]	1961 h	24	35	[L]	1962 h	13	7	[W]	1962	26	17	[W]				
1934 h	0	17	[L]	1948	0	17	[L]	1962 h	13	7	[W]	1963	21	21	[T]	1963 h	20	20	[T]	1963	21	21	[T]
1934	9	7	[W]	1949 h	7	38	[L]	1964	7	21	[L]	1964 h	10	34	[L]	1964	7	21	[L]	1964 h	10	34	[L]
1935	17	7	[W]	1949	17	34	[L]	1964 h	10	34	[L]	1965	20	14	[W]	1965 h	13	47	[L]	1965	20	14	[W]
1935 h	6	17	[L]	1950 h	10	17	[L]	1965 h	13	47	[L]	1966 h	14	31	[L]	1966 h	14	31	[L]	1966 h	14	31	[L]
1936 h	17	0	[W]	1950	9	7	[W]	1966	23	27	[L]	1966	23	27	[L]	1966	23	27	[L]	1966	23	27	[L]
1936	6	0	[W]	1951 h	13	34	[L]	1967	24	34	[L]	1967	24	34	[L]	1967	24	34	[L]	1967	24	34	[L]
1937 h	27	14	[W]	1951	17	13	[W]	1968 h	6	3	[W]	1968 h	6	3	[W]	1968 h	6	3	[W]	1968 h	6	3	[W]
1937 h	16	7	[W]	1952 h	25	31	[L]	1969	27	41	[L]	1969	27	41	[L]	1969	27	41	[L]	1969	27	41	[L]
1938	7	27	[L]	1952	21	26	[L]	1970	20	30	[L]	1970	20	30	[L]	1970	20	30	[L]	1970	20	30	[L]
1938	7	14	[L]	1953	7	23	[L]	1974 h	27	0	[W]	1974 h	27	0	[W]	1974 h	27	0	[W]	1974 h	27	0	[W]
1939	14	17	[L]	1953 h	7	35	[L]	1979	14	17	[L]	1979	14	17	[L]	1979	14	17	[L]	1979	14	17	[L]
1939 h	24	12	[W]	1954	22	24	[L]	1988 h	26	27	[L]	1988 h	26	27	[L]	1988 h	26	27	[L]	1988 h	26	27	[L]
1940 h	7	3	[W]	1954	22	24	[L]	1991	14	23	[L]	1991	14	23	[L]	1991	14	23	[L]	1991	14	23	[L]
1940	0	7	[L]	1955 h	13	7	[W]	1994 h	14	3	[W]	1994 h	14	3	[W]	1994 h	14	3	[W]	1994 h	14	3	[W]
1941 h	7	10	[L]	1955	0	24	[L]	1997	20	23	[L]	1997	20	23	[L]	1997	20	23	[L]	1997	20	23	[L]
1941	7	7	[T]	1956 h	21	35	[L]	2000 h	23	26	ot[L]	2000 h	23	26	ot[L]	2000 h	23	26	ot[L]	2000 h	23	26	ot[L]
1942 h	14	24	[L]	1956	7	14	[L]	2004 h	27	3	[W]	2004 h	27	3	[W]	2004 h	27	3	[W]	2004 h	27	3	[W]
1942	14	0	[W]	1957 h	6	0	[W]	2008	6	15	[L]	2008	6	15	[L]	2008	6	15	[L]	2008	6	15	[L]
1945 h	3	45	[L]	1957	6	7	[L]	2012 h	16	14	[W]	2012 h	16	14	[W]	2012 h	16	14	[W]	2012 h	16	14	[W]
1945	6	30	[L]	1958 h	24	3	[W]																
1946 h	10	7	[W]	1958	31	24	[L]																
1946	7	10	[L]	1959	24	28	[W]																
1947 h	35	24	[W]	1959 h	31	0	[W]																
1947	0	21	[L]	1960	7	34	[L]																
1947 h	0	21	[L]	1960 h	27	21	[W]																
				1961	16	21	[L]																

1-Johnstown, Pa., 2-Buffalo, N.Y., 3-Charleston, W.V.

● Playoff Game ■ AFC Championship Game

STEELERS VS. NFL OPPONENTS (All-Time Record: 618-560-21)



ST. LOUIS RAMS

STEELERS WON 8, LOST 17, TIED 2 (Home: 6-6-1, Road: 1-11-1, Neutral: 1-0)

STEELERS			RAMS			STEELERS			RAMS			STEELERS			RAMS																												
1938	7	13	[L]	1955	26	27	[L]	1981 h	24	0	[W]	1984 h	24	14	[W]	1987	21	31	[L]	1990 h	41	10	[W]	1993	0	27	[L]	1996 h	42	6	[W]	2003 h	21	33	[L]	2007	41	24	[W]	2011 h	27	0	[W]
1939	14	14	[T]	1956 h	30	13	[W]	1984 h	24	14	[W]	1987	21	31	[L]	1990 h	41	10	[W]	1993	0	27	[L]	1996 h	42	6	[W]	2003 h	21	33	[L]	2007	41	24	[W]	2011 h	27	0	[W]				
1941	14	17	[L]	1961	14	24	[L]	1987	21	31	[L]	1990 h	41	10	[W]	1993	0	27	[L]	1996 h	42	6	[W]	2003 h	21	33	[L]	2007	41	24	[W]	2011 h	27	0	[W]								
1944 h	28	30	[L]	1964 h	14	26	[L]	1990 h	41	10	[W]	1993	0	27	[L]	1996 h	42	6	[W]	2003 h	21	33	[L]	2007	41	24	[W]	2011 h	27	0	[W]												
1944 h	6	33	[L]	1968	10	45	[L]	1993	0	27	[L]	1996 h	42	6	[W]	2003 h	21	33	[L]	2007	41	24	[W]	2011 h	27	0	[W]																
1947 h	7	48	[L]	1971 h	14	23	[L]	1996 h	42	6	[W]	2003 h	21	33	[L]	2007	41	24	[W]	2011 h	27	0	[W]																				
1948	14	31	[L]	1975	3	10	[L]	2003 h	21	33	[L]	2007	41	24	[W]	2011 h	27	0	[W]																								
1949 h	7	7	[T]	1978	7	10	[L]	2007	41	24	[W]	2011 h	27	0	[W]																												
1952	14	28	[L]	1979 *	31	19	[W]	2011 h	27	0	[W]																																

Franchise moved from Cleveland to Los Angeles after 1945 season. Franchise moved to St. Louis after 1994 season.



SAN DIEGO CHARGERS

STEELERS WON 22, LOST 9 (Home: 15-3, Road: 7-6)

STEELERS			CHARGERS			STEELERS			CHARGERS			STEELERS			CHARGERS																												
1971 h	21	17	[W]	1985	44	54	[L]	1996 h	16	3	[W]	2000	34	21	[W]	2003 h	40	24	[W]	2005	24	22	[W]	2006	13	23	[L]	2008 h	11	10	[W]	2008 h	35	24	[W]	2009 h	38	28	[W]	2012 h	24	34	[L]
1972	24	2	[W]	1987	20	16	[W]	2000	34	21	[W]	2003 h	40	24	[W]	2005	24	22	[W]	2006	13	23	[L]	2008 h	11	10	[W]	2008 h	35	24	[W]	2009 h	38	28	[W]	2012 h	24	34	[L]				
1973 h	38	21	[W]	1988	14	20	[L]	2003 h	40	24	[W]	2005	24	22	[W]	2006	13	23	[L]	2008 h	11	10	[W]	2008 h	35	24	[W]	2009 h	38	28	[W]	2012 h	24	34	[L]								
1975	37	0	[W]	1989 h	20	17	[W]	2005	24	22	[W]	2006	13	23	[L]	2008 h	11	10	[W]	2008 h	35	24	[W]	2009 h	38	28	[W]	2012 h	24	34	[L]												
1976 h	23	0	[W]	1990 h	36	14	[W]	2006	13	23	[L]	2008 h	11	10	[W]	2008 h	35	24	[W]	2009 h	38	28	[W]	2012 h	24	34	[L]																
1977	10	9	[W]	1991 h	26	20	[W]	2006	13	23	[L]	2008 h	11	10	[W]	2008 h	35	24	[W]	2009 h	38	28	[W]	2012 h	24	34	[L]																
1979	7	35	[L]	1992	23	6	[W]	2006	13	23	[L]	2008 h	11	10	[W]	2008 h	35	24	[W]	2009 h	38	28	[W]	2012 h	24	34	[L]																
1980	17	26	[L]	1993 h	16	3	[W]	2006	13	23	[L]	2008 h	11	10	[W]	2008 h	35	24	[W]	2009 h	38	28	[W]	2012 h	24	34	[L]																
1982 h	28	31	[L]	1994	34	37	[L]	2006	13	23	[L]	2008 h	11	10	[W]	2008 h	35	24	[W]	2009 h	38	28	[W]	2012 h	24	34	[L]																
1983 h	26	3	[W]	1994 h	13	17	[L]	2006	13	23	[L]	2008 h	11	10	[W]	2008 h	35	24	[W]	2009 h	38	28	[W]	2012 h	24	34	[L]																
1984 h	52	24	[W]	1995 h	31	16	[W]	2006	13	23	[L]	2008 h	11	10	[W]	2008 h	35	24	[W]	2009 h	38	28	[W]	2012 h	24	34	[L]																

Franchise moved from Los Angeles to San Diego after 1960 season.



SAN FRANCISCO 49ERS

STEELERS WON 9, LOST 11 (Home: 4-5, Road: 5-6)

STEELERS			49ERS			STEELERS			49ERS			STEELERS			49ERS																
1951 h	24	28	[L]	1973	37	14	[W]	1993 h	13	24	[L]	1996 h	15	25	[L]	1999	27	6	[W]	2003	14	30	[L]	2007 h	37	16	[W]	2011	3	20	[L]
1952	24	7	[W]	1977 h	27	0	[W]	1993 h	13	24	[L]	1996 h	15	25	[L]	1999	27	6	[W]	2003	14	30	[L]	2007 h	37	16	[W]	2011	3	20	[L]
1954	3	31	[L]	1978	24	7	[W]	1993 h	13	24	[L]	1996 h	15	25	[L]	1999	27	6	[W]	2003	14	30	[L]	2007 h	37	16	[W]	2011	3	20	[L]
1958	20	23	[L]	1981 h	14	17	[L]	1993 h	13	24	[L]	1996 h	15	25	[L]	1999	27	6	[W]	2003	14	30	[L]	2007 h	37	16	[W]	2011	3	20	[L]
1961 h	20	10	[W]	1984	20	17	[W]	1993 h	13	24	[L]	1996 h	15	25	[L]	1999	27	6	[W]	2003	14	30	[L]	2007 h	37	16	[W]	2011	3	20	[L]
1965	17	27	[L]	1987 h	30	17	[W]	1993 h	13	24	[L]	1996 h	15	25	[L]	1999	27	6	[W]	2003	14	30	[L]	2007 h	37	16	[W]	2011	3	20	[L]
1968 h	28	45	[L]	1990	7	27	[L]	1993 h	13	24	[L]	1996 h	15	25	[L]	1999	27	6	[W]	2003	14	30	[L]	2007 h	37	16	[W]	2011	3	20	[L]

● Playoff Game ● AFC Championship Game ● Super Bowl

STEELERS VS. NFL OPPONENTS (All-Time Record: 618-560-21)



SEATTLE SEAHAWKS

STEELERS WON 8, LOST 8 (Home: 7-2, Road: 1-6, Neutral: 1-0)

STEELERS				SEAHAWKS				STEELERS				SEAHAWKS				STEELERS				SEAHAWKS																																																							
1977 h	30	20	[W]	1987 h	13	9	[W]	1999 h	10	29	[L]	1978 h	21	10	[W]	1991 h	7	27	[L]	2003	16	23	[L]	1981	21	24	[L]	1992 h	20	14	[W]	2005 ●	21	10	[W]	1982	0	16	[L]	1993	6	16	[L]	2007 h	21	0	[W]	1983	27	21	[W]	1994	13	30	[L]	2011 h	24	0	[W]	1986	0	30	[L]	1998 h	13	10	[W]								



TAMPA BAY BUCCANEERS

STEELERS WON 8, LOST 2 (Home: 3-1, Road: 5-1)

STEELERS				BUCCANEERS				STEELERS				BUCCANEERS				STEELERS				BUCCANEERS																											
1976 h	42	0	[W]	1998	3	16	[L]	2010	38	13	[W]	1980	24	21	[W]	2001	17	10	[W]	2014 h	24	27	[L]	1983 h	17	12	[W]	2002	17	7	[W]																
1989	31	22	[W]	2006 h	20	3	[W]																																								



TENNESSEE TITANS

STEELERS WON 45, LOST 31 (Home: 26-11, Road: 19-20)

STEELERS				TITANS				STEELERS				TITANS				STEELERS				TITANS																																																																																																																																																																																																																																																																																																			
1970 h	7	19	[L]	1982	24	10	[W]	1995	34	17	[W]	1970	7	3	[W]	1983	40	28	[W]	1995 h	21	7	[W]	1971 h	23	16	[W]	1983 h	17	10	[W]	1996 h	30	16	[W]	1972 h	24	7	[W]	1984 h	35	7	[W]	1996	13	23	[L]	1972 h	24	7	[W]	1984	20	23	ot[L]	1997 h	37	24	[W]	1972	9	3	[W]	1985 h	20	0	[W]	1997	6	16	[L]	1973	36	7	[W]	1985	30	7	[W]	1998 h	31	41	[L]	1973 h	33	7	[W]	1986	22	16	ot[W]	1998	14	23	[L]	1974	13	7	[W]	1986 h	21	10	[W]	1999	10	16	[L]	1974 h	10	13	[L]	1987 h	3	23	[L]	1999 h	36	47	[L]	1975 h	24	17	[W]	1987	16	24	[L]	2000 h	20	23	[L]	1975	32	9	[W]	1988 h	14	34	[L]	2000	7	9	[L]	1976 h	32	16	[W]	1988	37	34	[W]	2001 h	34	7	[W]	1976	21	0	[W]	1989	0	27	[L]	2001	34	24	[W]	1977	10	27	[L]	1989 h	16	23	[L]	2002	23	31	[L]	1977 h	27	10	[W]	1989 ●	26	23	ot[W]	2002 ●	31	34	ot[L]	1978 h	17	24	[L]	1990 h	20	9	[W]	2003 h	13	30	[L]	1978	13	3	[W]	1990	14	34	[L]	2005 h	34	7	[W]	1978 h ●	34	5	[W]	1991 h	26	14	[W]	2008	14	31	[L]	1979 h	38	7	[W]	1991	6	31	[L]	2009 h	13	10	ot[W]	1979	17	20	[L]	1992	29	24	[W]	2010	19	11	[W]	1979 h ●	27	13	[W]	1992 h	21	20	[W]	2011 h	38	17	[W]	1980 h	31	17	[W]	1993	3	23	[L]	2012	23	26	[L]	1980	0	6	[L]	1993 h	17	26	[L]	2014	27	24	[W]	1981 h	26	13	[W]	1994 h	30	14	[W]					1981	20	21	[L]	1994	12	9	ot[W]				

Franchise moved from Houston to Tennessee after 1996 season. Franchise changed from Oilers to Titans after 1998 season.

STEELERS VS. NFL OPPONENTS (All-Time Record: 618-560-21)



WASHINGTON REDSKINS

STEELERS WON 39, LOST 43, TIED 4 (Home: 20-22-1, Road: 13-21-3)

	STEELERS	REDSKINS		STEELERS	REDSKINS		STEELERS	REDSKINS			
1933 h	6	21	[L]	1947	26	27	[L]	1960 h	22	10	[W]
1933	16	14	[W]	1947 h	21	14	[W]	1961 h	20	0	[W]
1934 h	0	7	[L]	1948	14	17	[L]	1961	30	14	[W]
1934	0	39	[L]	1948 h	10	7	[W]	1962 h	23	21	[W]
1935 h	6	0	[W]	1949 h	14	27	[L]	1962	27	24	[W]
1935	3	13	[L]	1949	14	27	[L]	1963 h	38	27	[W]
1936 h	10	0	[W]	1950	26	7	[W]	1963	34	28	[W]
1936	0	30	[L]	1950 h	7	24	[L]	1964 h	0	30	[L]
1937	20	34	[L]	1951 h	7	22	[L]	1964	14	7	[W]
1937 h	21	13	[W]	1951	20	10	[W]	1965 h	3	31	[L]
1938 h	0	7	[L]	1952 h	24	28	[L]	1965	14	35	[L]
1938	0	15	[L]	1952	24	23	[W]	1966 h	27	33	[L]
1939	14	44	[L]	1953 h	9	17	[L]	1966	10	24	[L]
1939 h	14	21	[L]	1953	14	13	[W]	1967 h	10	15	[L]
1940 h	10	40	[L]	1954 h	37	7	[W]	1968	13	16	[L]
1940	10	37	[L]	1954	14	17	[L]	1969 h	7	14	[L]
1941 h	20	24	[L]	1955 h	14	23	[L]	1973 h	21	16	[W]
1941	3	23	[L]	1955	17	28	[L]	1979 h	38	7	[W]
1942	14	28	[L]	1956 h	30	13	[W]	1985 h	23	30	[L]
1942 h	0	14	[L]	1956	23	0	[W]	1988	29	30	[L]
1943 h	14	14	[T]	1957 h	28	7	[W]	1991 h	14	41	[L]
1943	27	14	[W]	1957	3	10	[L]	1997 h	14	13	[W]
1944	20	42	[L]	1958 h	24	16	[W]	2000 h	24	3	[W]
1945 h	0	14	[L]	1958	14	14	[T]	2004 h	16	7	[W]
1945	0	24	[L]	1959 h	17	23	[L]	2008	23	6	[W]
1946	14	14	[T]	1959	27	6	[W]	2012 h	27	12	[W]
1946 h	14	7	[W]	1960	27	27	[T]				

Franchise moved from Boston to Washington after 1936 season.

○ Final Game at Three Rivers Stadium

STEELERS VS. NFL OPPONENTS [All-Time Record: 618-560-21]



STEELERS VS. AFC Year-by-year results from 1970

1970-1984				1985-1999				2000-2014			
Home	Away	Overall		Home	Away	Overall		Home	Away	Overall	
1970	4-2	1-4	5-6	1985	4-2	2-4	6-6	2000	3-3	5-2	8-5
1971	4-1	1-5	5-6	1986	2-4	2-4	4-8	2001	7-1●	5-2	12-3●
1972	7-1●	3-2	10-3●	1987	3-2	3-3	6-5	2002	5-2●	4-3●	9-5●
1973	5-1	2-4●	7-5●	1988	3-3	1-5	4-8	2003	3-3	2-4	5-7
1974	4-2●	5-1-1●	9-3-1●	1989	3-3	4-4●	7-7●	2004	7-1●	5-1	12-2●
1975	7-1●	5-0	12-1●	1990	4-2	2-4	6-6	2005	3-3	7-2●	10-5●
1976	6-1	4-3●	10-4●	1991	5-1	2-4	7-5	2006	3-3	2-4	5-7
1977	4-1	3-5●	7-6●	1992	6-1●	4-2	10-3●	2007	5-2●	2-4	7-6●
1978	7-1●	6-0	13-1●	1993	5-1	2-5●	7-6●	2008	7-1●	5-1	12-2●
1979	8-0●	3-3	11-3●	1994	7-1●	4-2	11-3●	2009	4-2	2-4	6-6
1980	4-2	1-5	5-7	1995	9-1●	4-2	13-3●	2010	5-3●	6-0	11-3●
1981	4-2	1-5	5-7	1996	7-0●	2-5●	9-5●	2011	5-1	4-3●	9-4●
1982	4-1●	1-3	5-4●	1997	7-1●	3-3	10-4●	2012	3-3	2-4	5-7
1983	3-3	5-2	8-5	1998	3-3	2-4	5-7	2013	4-2	2-4	6-6
1984	4-2	3-5●	7-7●	1999	0-6	3-4	3-10	2014	6-1●	3-3	9-4●
								TOTAL: 213-83 140-143-1 353-226-1			



STEELERS VS. NFC Year-by-year results from 1970

1970-1984				1985-1999				2000-2014			
Home	Away	Overall		Home	Away	Overall		Home	Away	Overall	
1970	0-1	0-2	0-3	1985	1-1	0-2	1-3	2000	1-1	0-1	1-2
1971	1-1	0-1	1-2	1986	2-0	0-2	2-2	2001	2-0	1-0	3-0
1972	1-0	1-1	2-1	1987	1-1	1-1	2-2	2002	1-0-1	1-1	2-1-1
1973	2-0	1-0	3-0	1988	1-1	0-2	1-3	2003	1-1	0-2	1-3
1974	2-0	1-0	4-0●	1989	1-1	2-0	3-1	2004	2-0	2-0	4-0
1975	1-0	1-1	3-1●	1990	2-0	1-1	3-1	2005	2-0	2-0	5-0●
1976	0-0	1-1	1-1	1991	0-2	0-2	0-4	2006	2-0	1-1	3-1
1977	2-0	0-0	2-0	1992	1-1	0-2	1-3	2007	2-0	1-1	3-1
1978	2-0	1-1	4-1●	1993	1-1	1-1	2-2	2008	1-1	1-1	3-2●
1979	2-0	1-1	4-1●	1994	1-1	1-1	2-2	2009	2-0	1-1	3-1
1980	2-0	2-0	4-0	1995	1-1	1-1	2-3○	2010	2-0	1-1	3-2○
1981	1-1	2-0	3-1	1996	1-1	1-1	2-2	2011	2-0	1-1	3-1
1982	0-0	1-0	1-0	1997	1-1	1-1	2-2	2012	2-0	1-1	3-1
1983	1-1	1-1	2-2	1998	2-0	0-2	2-2	2013	1-1	1-1●	2-2
1984	2-0	1-1	3-1	1999	2-0	1-0	3-0	2014	0-2	2-0	2-2
								TOTAL: 60-22-1 40-41 106-65-1			

● Includes Super Bowl Win ○ Includes Super Bowl Loss ● Includes Playoffs ● Includes game at Wembley Stadium (London)

STEELERS *in the Pro Bowl***1951 3 Selections**

HB Joe Geri (1)
LB Jerry Shipkey (1)
C Bill Walsh (1)

1952 4 Selections

HB Joe Geri (2)
G George Hughes (1)
LB Jerry Shipkey (2)
C Bill Walsh (2)

1953 7 Selections

HB Lynn Chandnois (1)
QB Jim Finks (1)
HB Ray Mathews (1)
DE Bill McPeak (1)
E Elbie Nickel (1)
LB Jerry Shipkey (3)
DT Ernie Stautner (1)

1954 8 Selections

HB Lynn Chandnois (2)
MG Dale Dodrill (1)
G George Hughes (2)
LB Marv Matuszak (1)
DE Bill McPeak (2)
HB Ray Mathews (2)
E Elbie Nickel (2)
DT Ernie Stautner (2)

1955 3 Selections

DB Paul Cameron (1)
MG Dale Dodrill (2)
HB John Latner (1)

1956 5 Selections

DB Jack Butler (1)
MG Dale Dodrill (3)
HB Ray Mathews (3)
DT Ernie Stautner (3)
T Frank Varrichione (1)

1957 6 Selections

DB Jack Butler (2)
DE Bill McPeak (3)
E Elbie Nickel (3)
FB Fran Rogel (1)
DT Ernie Stautner (4)
T Frank Varrichione (2)

1958 6 Selections

DB Jack Butler (3)
MG Dale Dodrill (4)
E Jack McClairn (1)
QB Earl Morrall (1)
DT Ernie Stautner (5)
T Frank Varrichione (3)

1959 5 Selections

DB Jack Butler (4)
QB Bobby Layne (1)
DT Ernie Stautner (6)
HB Tom Tracy (1)
T Frank Varrichione (4)

1960 6 Selections

DB Dean Derby (1)
QB Bobby Layne (2)
G John Nisby (1)
E Jimmy Orr (1)
LB John Reger (1)
DT Ernie Stautner (7)

1961 5 Selections

LB John Reger (2)
G Mike Sandusky (1)
DT Ernie Stautner (8)
HB Tom Tracy (2)
T Frank Varrichione (5)

1962 5 Selections

E Buddy Dial (1)
G John Nisby (2)
LB Myron Pottios (1)
LB John Reger (3)
DT Ernie Stautner (9)

1963 5 Selections

TE Preston Carpenter (1)
FB John Henry Johnson (1)
DT Gene Lipscomb (1)
DE Lou Michaels (1)
C Buzz Nutter (1)

1964 6 Selections

T Charley Bradshaw (1)
FB John Henry Johnson (2)
DT Joe Krupa (1)
DT Lou Michaels (2)
LB Myron Pottios (2)
DB Clendon Thomas (1)

1965 4 Selections

E Gary Ballman (1)
T Charley Bradshaw (2)
FB John Henry Johnson (3)
LB Myron Pottios (3)

1966 1 Selection

E Gary Ballman (2)

1967 3 Selections

K Mike Clark (1)
DB Brady Keys (1)
DE Ben McGee (1)

1968 1 Selection

DB Marv Woodson (1)

1969 4 Selections

HB Dick Hoak (1)
E Roy Jefferson (1)
DE Ben McGee (2)
LB Andy Russell (1)

1970 3 Selections

DT Joe Greene (1)
E Roy Jefferson (2)
P Rob Walden (1)

1971 2 Selections

DT Joe Greene (2)
LB Andy Russell (2)

1972 2 Selections

DT Joe Greene (3)
LB Andy Russell (3)

1973 6 Selections

LB Henry Davis (1)
PK Roy Gerela (1)
DT Joe Greene (4)
RB Franco Harris (1)
LB Andy Russell (4)
DE Dwight White (1)

1974 8 Selections

DT Joe Greene (5)
DE L.C. Greenwood (1)
LB Jack Ham (1)
RB Franco Harris (2)
LB Andy Russell (5)
WR Ron Shanklin (1)
G Bruce Van Dyke (1)
DE Dwight White (2)

1975 6 Selections

PK Roy Gerela (2)
DT Joe Greene (6)
DE L.C. Greenwood (2)
LB Jack Ham (2)
RB Franco Harris (3)
LB Andy Russell (6)

1976 11 Selections

CB Mel Blount (1)
QB Terry Bradshaw (1)
S Glen Edwards (1)
DT Joe Greene (7)
DE L.C. Greenwood (3)
LB Jack Ham (3)
RB Franco Harris (4)
LB Jack Lambert (1)
LB Andy Russell (7)
WR Lynn Swann (1)
S Mike Wagner (1)

1977 9 Selections

CB Mel Blount (2)
S Glen Edwards (2)
DT Joe Greene (8)
DE L.C. Greenwood (4)
LB Jack Ham (4)
RB Franco Harris (5)
LB Jack Lambert (2)
CB J.T. Thomas (1)
S Mike Wagner (2)

1978 4 Selections

LB Jack Ham (5)
RB Franco Harris (6)
LB Jack Lambert (3)
WR Lynn Swann (2)

1979 10 Selections

CB Mel Blount (3)
DB Terry Bradshaw (2)
DT Joe Greene (9)
DE L.C. Greenwood (5)
LB Jack Ham (6)
LB Franco Harris (7)
RB Jack Lambert (4)
S Donnie Shell (1)
WR Lynn Swann (3)
C Mike Webster (1)

1980 10 Selections

CB Mel Blount (4)
DB Terry Bradshaw (3)
DT Joe Greene (10)
DE L.C. Greenwood (6)
LB Jack Ham (7)
RB Franco Harris (8)
LB Jack Lambert (5)
S Donnie Shell (2)
WR John Stallworth (1)
C Mike Webster (2)

(1) denotes number of Pro Bowl selections
- Injured - did not play

STEELERS *in the Pro Bowl***1981** 5 Selections

LB Jack Ham (8)
 RB Franco Harris (9)
 LB Jack Lambert (6)
 S Donnie Shell (3)
 C Mike Webster (3)

1982 4 Selections

CB Mel Blount (5)
 LB Jack Lambert (7)
 S Donnie Shell (4)
 C Mike Webster (4)

1983 5 Selections

OT Larry Brown (1)
 LB Jack Lambert (8)
 S Donnie Shell (5)
 WR John Stallworth (2)
 C Mike Webster (5)

1984 3 Selections

PK Gary Anderson (1)
 LB Jack Lambert (9)
 WR John Stallworth (3)
 C Mike Webster (6)

1985 5 Selections

LB Robin Cole (1)
 WR Louis Lipps (1)
 LB Mike Merriweather (1)
 WR John Stallworth (4)
 C Mike Webster (7)

1986 4 Selections

PK Gary Anderson (2)
 WR Louis Lipps (2)
 LB Mike Merriweather (2)
 C Mike Webster (8)

1987 2 Selections

LB Mike Merriweather (3)
 RB Earnest Jackson (2)

1988 1 Selection

C Mike Webster (9)

1989 1 Selection

OT Tunch Ilkin (1)

1990 2 Selections

OT Tunch Ilkin (2)
 KR Rod Woodson (1)

1991 2 Selections

LB David Little (1)
 CB Rod Woodson (2)

1992 2 Selections

LB Greg Lloyd (1)
 CB Rod Woodson (3)

1993 6 Selections

C Dermontti Dawson (1)
 RB Barry Foster (1)
 G Carlton Haselrig (1)
 LB Greg Lloyd (2)
 OB Neil O'Donnell (1)
 CB Rod Woodson (4)

1994 6 Selections

PK Gary Anderson (3)
 C Dermontti Dawson (2)
 RB Barry Foster (2)
 TE Eric Green (1)
 LB Greg Lloyd (3)
 CB Rod Woodson (5)

1995 6 Selections

C Dermontti Dawson (3)
 TE Eric Green (2)
 LB Kevin Greene (2)
 S Carnell Lake (1)
 LB Greg Lloyd (4)
 G Duval Love (1)
 CB Rod Woodson (6)

1996 5 Selections

C Dermontti Dawson (4)
 LB Kevin Greene (3)
 S Carnell Lake (2)
 LB Greg Lloyd (5)
 WR Yancey Thigpen (1)

1997 6 Selections

RB Jerome Bettis (3)
 LB Chad Brown (1)
 C Dermontti Dawson (5)
 LB Levon Kirkland (1)
 S Carnell Lake (3)
 CB Rod Woodson (7)

1998 6 Selections

RB Jerome Bettis (4)
 C Dermontti Dawson (6)
 LB Levon Kirkland (2)
 S Carnell Lake (4)
 DT Joel Steed (1)
 WR Yancey Thigpen (2)

1999 1 Selection

C Dermontti Dawson (7)

2000 0 Selections

None

2001 1 Selection

LB Jason Gildon (1)

2002 6 Selections

LB Kendall Bell (1)
 RB Jerome Bettis (5)
 G Alan Faneca (1)
 LB Jason Gildon (2)
 OB Kordell Stewart (1)
 WR Hines Ward (1)

2003 4 Selections

G Alan Faneca (2)
 LB Jason Gildon (3)
 LB Joey Porter (1)
 WR Hines Ward (2)

**2004** 3 Selections

G Alan Faneca (3)
 DT Casey Hampton (1)
 WR Hines Ward (3)

2005 9 Selections

RB Jerome Bettis (6)
 G Alan Faneca (4)
 LB James Farrior (1)
 C Jeff Hartings (1)
 S Troy Polamalu (1)
 LB Joey Porter (2)
 DE Aaron Smith (1)
 OT Marvel Smith (1)
 WR Hines Ward (4)

2006 5 Selections

G Alan Faneca (5)
 DT Casey Hampton (2)
 C Jeff Hartings (2)
 S Troy Polamalu (2)
 LB Joey Porter (3)

2007 4 Selections

G Alan Faneca (6)
 DT Casey Hampton (3)
 RB Willie Parker (1)
 S Troy Polamalu (3)

2008 6 Selections

G Alan Faneca (7)
 DT Casey Hampton (4)
 LB James Harrison (1)
 RB Willie Parker (2)
 S Troy Polamalu (4)
 QB Ben Roethlisberger (1)

2009 3 Selections

LB James Farrior (2)
 LB James Harrison (2)
 S Troy Polamalu (5)

2010 4 Selections

DT Casey Hampton (5)
 LB James Harrison (3)
 TE Heath Miller (1)
 LB LaMarr Woodley (1)

2011 4 Selections

DE Brett Keisel (1)
 S Troy Polamalu (6)
 C Maurkice Pouncey (1)
 LB James Harrison (4)

2012 7 Selections

WR Antonio Brown (1)
 S Ryan Clark (1)
 LB James Harrison (5)
 S Troy Polamalu (7)
 C Maurkice Pouncey (2)
 OB Ben Roethlisberger (2)
 WR Mike Wallace (1)

2013 2 Selections

TE Heath Miller (2)
 C Maurkice Pouncey (3)

2014 2 Selections

WR Antonio Brown (2)
 S Troy Polamalu (8)

2015 5 Selections

RB Le'Veon Bell (1)
 C Maurkice Pouncey (4)
 QB Ben Roethlisberger (3)
 LB Lawrence Timmons (1)
 WR Antonio Brown (3)

(1) denotes number of Pro Bowl selections
 * Injured - did not play

STEELERS Honors & Awards (2000-PRESENT)

2000

RB **Jerome Bettis**
Steelers MVP, Pro Football Writers' "The Chief Award"

K **Kris Brown**
AFC Special Teams Player of the Week (Week 8)

LB **Jason Gildon**
AFC Defensive Player of the Week (Week 13), Selected to the Pro Bowl

LB **Joey Porter**
AFC Defensive Player of the Month (October)

C **Germantti Dawson**
Ed Block Courage Award

FB **Dan Kreider**
Joe Greene Great Performance Award

CB **Hank Poteat**
Pro Football Weekly All-Rookie Team (Punt-Returner)

2001

HEAD COACH **Bill Cowher**
The Football News AFC Coach of the Year

ASSISTANT COACH **Mike Mulurkey**
PFW/PFWA Assistant Coach of the Year

RB **Jerome Bettis**
Walter Payton NFL Man of the Year, AFC Offensive Player of the Month (October), Miller Lite Steelers Man of the Year, Selected to the Pro Bowl

OG **Alan Faneca**
Associated Press All-Pro First Team, Selected to the Pro Bowl

QB **Kordell Stewart**
Steelers MVP, PFW/PFWA Most Improved Player of the Year, AFC Defensive Player of the Week (Week 14), Miller Lite NFL Player of the Week (Week 14), AFC Offensive Player of the Month (December), Selected to the Pro Bowl

LB **Joey Porter**
AFC Defensive Player of the Week (Week 6)

LB **Kendrell Bell**
NFL Defensive Rookie of the Year, NFL Defensive Rookie of the Month (October), NFL Defensive Rookie of the Month (November), Associated Press All-Pro Second Team, *Sporting News* Defensive Rookie of the Year, *The Football News* Defensive Rookie of the Year, PFW/PFWA Defensive Rookie of the Year, *Football Digest* Defensive Rookie of the Year, *Sports Illustrated* Rookie of the Year, PFW/PFWA All-Rookie Team, Joe Greene Great Performance Award, Selected to the Pro Bowl

LB **Jason Gildon**
Associated Press All-Pro First Team, AFC Defensive Player of the Week (Week 9), Selected to the Pro Bowl

WR **Troy Edwards**
AFC Special Teams Player of the Week (Week 11)

SS **Lee Flowers**
Pro Football Writers' "The Chief Award"

C **Jeff Hartings**
Associated Press All-Pro Second Team

WR **Hines Ward**
Selected to the Pro Bowl

2002

OG **Alan Faneca**
Associated Press All-Pro First Team, Pro Football Weekly All-AFC, Pro Football Weekly All-NFL, USA Today Sports Weekly All-Pro, Selected to the Pro Bowl

LB **Jason Gildon**
AFC Defensive Player of the Month (December), Selected to the Pro Bowl

QB **Tommy Maddox**
Associated Press Comeback Player of the Year, PFW/PFWA Comeback Player of the Year, *Football Digest* Most Improved Player



> JASON GILDON

LB **Joey Porter**
Associated Press All-Pro First Team, Steelers co-MVP, AFC Defensive Player of the Week (Week 2), Pro Football Weekly All-AFC, Pro Football Weekly All-NFL, Selected to the Pro Bowl

WR **Antwaan Randle El**
Pro Football Weekly All-Rookie Team (Punt Returner), AFC Special Teams Player of the Week (Week 8), AFC Special Teams Player of the Week (Wild Card Week)

PK **Jeff Reed**
AFC Special Teams Player of the Week (Week 13), AFC Special Teams Player of the Month (December)

OG **Kendall Simmons**
Joe Greene Great Performance Award, Pro Football Weekly All-Rookie Team

WR **Hines Ward**
Associated Press All-Pro Second Team, Steelers co-MVP, Pro Football Writers' "The Chief Award", Pro Football Weekly All-AFC, Selected to the Pro Bowl

CB **Dewayne Washington**
Steelers Walter Payton Man of the Year

2003

OG **Alan Faneca**
Associated Press All-Pro Second Team, Selected to the Pro Bowl

LB **Jason Gildon**
AFC Defensive Player of the Week (Week 10)

S **Mike Logan**
Pro Football Writers' "The Chief Award"

QB **Tommy Maddox**
AFC Offensive Player of the Week (Week 1)

S **Troy Polamalu**
Joe Greene Great Performance Award

WR **Antwaan Randle El**
AFC Special Teams Player of the Week (Week 8)

WR **Hines Ward**
Associated Press All-Pro Second Team, Steelers MVP, Selected to the Pro Bowl

CB **Dewayne Washington**
Steelers Walter Payton Man of the Year

NT **Casey Hampton**
Selected to the Pro Bowl

STEELERS Honors & Awards (2000-PRESENT)

2004

HEAD COACH **Bill Cowher**

The Sporting News Coach of the Year, Football Digest Coach of the Year

DEFENSIVE COORDINATOR **Dick LeBeau**

Pro Football Weekly Assistant Coach of the Year

RB **Jerome Bettis**

FedEx Ground Player of the Week (Week 9), AFC Offensive Player of the Week (Week 9), Levitra Play of the Week (10-yard TD pass to Jerome Tuman against the New York Jets in Week 14), Pro Football Writers "The Chief Award", Selected to the Pro Bowl

WR **Plaxico Burress**

Levitra Play of the Week (Four-yard touchdown reception against New England in Week 8)

DE **Alan Faneca**

Associated Press All-Pro First Team, Pro Football Weekly All-AFC, Pro Football Weekly All-NFL, Selected to the Pro Bowl

LB **James Farrior**

Associated Press All-Pro First Team, Pro Football Weekly All-NFL, Pro Football Weekly All-AFC, AFC Defensive Player of the Week (Week 6), Steelers MVP, Selected to the Pro Bowl

P **Chris Gardocki**

AFC Special Teams Player of the Week (Week 11), AFC Special Teams Player of the Week (Week 14)

LB **James Harrison**

Levitra Play of the Week (18-yard fumble return for a touchdown against Buffalo in Week 17)

C **Jeff Hartung**

Associated Press All-Pro First Team, Pro Football Weekly All-NFL, Selected to the Pro Bowl

S **Troy Polamalu**

Associated Press All-Pro Second Team, Pro Football Weekly All-AFC, Levitra Play of the Week (26-yard INT return for a TD against Cincinnati in Week 4), AFC Defensive Player of the Week (Week 10), Selected to the Pro Bowl

LB **Joey Porter**

Associated Press All-Pro Second Team, Pro Football Weekly All-AFC, AFC Defensive Player of the Week (Week 8), Selected to the Pro Bowl

K **Jeff Reed**

AFC Special Teams Player of the Week (Week 17), AFC Special Teams Player of the Month (Dec./Jan.)

QB **Ben Roethlisberger**

Associated Press Offensive Rookie of the Year, Sports Illustrated Rookie of the Year, The Sporting News Rookie of the Year, PF/W/PFWA Offensive Rookie of the Year, Football Digest Offensive Rookie of the Year, PF/W/PFWA All-Rookie Team, Pepsi Rookie of the Year, Pepsi NFL Rookie of the Week (Weeks 3-6, 8, 9, 11, 13 & 16), AFC Offensive Player of the Week (Week 6), NFL Rookie of the Month (October), Joe Greene Great Performance Award

RB **Duce Staley**

Steelers Walter Payton Man of the Year

DE **Kimo von Oelhoffen**

Levitra Play of the Week (21-yard fumble recovery vs. Dallas in Week 6)

WR **Hines Ward**

Associated Press All-Pro Second Team, AFC Player of the Month (September), Selected to the Pro Bowl

DE **Aaron Smith**

Selected to the Pro Bowl

DT **Marvel Smith**

Selected to the Pro Bowl

2005

HEAD COACH **Bill Cowher**

Sunday ESPN NFL Primetime Game Ball (Week 7)

RB **Jerome Bettis**

FedEx Ground Player of the Week (Week 14), AFC Offensive Player of the Week (Week 14), Sunday ESPN NFL Primetime Game Ball (Week 14)

DE **Alan Faneca**

Associated Press All-Pro First Team, Pro Football Weekly All-NFL Team, Pro Football Writers "The Chief Award", Selected to the Pro Bowl

NT **Casoy Hampton**

Co-Steelers MVP, Selected to the Pro Bowl

S **Chris Hoge**

USA Today All-Joe Team

FB **Dan Kreider**

USA Today All-Joe Team

TE **Heath Miller**

AFC Offensive Rookie of the Month (October), AFC Offensive Rookie of the Week (Week 8), Diet Pepsi NFL Rookie of the Week (Week 8), PF/W/PFWA All-Rookie Team, Joe Greene Great Performance Award

RB **Willie Parker**

AFC Offensive Player of the Week (Week 1), FedEx Ground Player of the Week (Week 1)

S **Troy Polamalu**

Associated Press All-Pro Second Team, Pro Football Weekly All-NFL Team, Selected to the Pro Bowl

LB **Joey Porter**

Associated Press All-Pro Second Team, AFC Defensive Player of the Week (Week 16), Selected to the Pro Bowl

WR/PR **Antwaan Randle El**

Pro Football Weekly All-NFL Team (Punt Returner), USA Today All-Joe Team, Steelers Walter Payton Man of the Year

QB **Ben Roethlisberger**

Sunday ESPN NFL Primetime Game Ball (Wild Card Week), Sunday ESPN NFL Primetime Game Ball (Divisional Playoffs), Sunday ESPN NFL Primetime Game Ball (AFC Championship Week)

WR **Hines Ward**

Super Bowl XL MVP, Co-Steelers MVP, AFC Offensive Player of the Week (Week 10)

C **Jeff Hartung**

Selected to the Pro Bowl

2006

QB **Charlie Batch**

Steelers Walter Payton Man of the Year

DE **Alan Faneca**

Associated Press All-Pro First Team, Pro Football Weekly All-NFL team, Pro Football Weekly All-AFC team, USA Today Sports Weekly All-Pro, Selected to the Pro Bowl

WR **Santana Holmes**

Joe Greene Great Performance Award, Diet Pepsi NFL Rookie of the Week (Week 6), Diet Pepsi NFL Rookie of the Week (Week 11)

DE **Brett Keisel**

Co-recipient of the Pro Football Writers "The Chief Award"

RB **Willie Parker**

Steelers MVP, AFC Offensive Player of the Week (Week 10), Selected to the Pro Bowl

S **Troy Polamalu**

AFC Defensive Player of the Week (Week 6), Selected to the Pro Bowl

CB **Deshae Townsend**

Co-recipient of the Pro Football Writers "The Chief Award"

NT **Casoy Hampton**

Selected to the Pro Bowl



STEELERS Honors & Awards (2000-PRESENT)

2007

HEAD COACH **Mike Tomlin**

Motorola Coach of the Week (Week 1), Motorola Coach of the Week (Week 3)

QB **Alan Faneca**

Associated Press All-Pro First Team, Pro Football Writers' "The Chief Award", PF/W/PFWA All-AFC, Selected to the Pro Bowl

LB **James Harrison**

Steelers MVP, GMC Defensive Player of the Week (Week 9), AFC Defensive Player of the Month (November), Associated Press All-Pro Second Team, PF/W/PFWA All-AFC, Selected to the Pro Bowl

RB **Willie Parker**

FedEx Ground Player of the Week (Week 8), PF/W/PFWA All-AFC, Selected to the Pro Bowl

S **Tray Polamalu**

Associated Press All-Pro Second Team, Selected to the Pro Bowl

QB **Ben Roethlisberger**

FedEx Air Player of the Week (Week 9), FedEx Air Player of the Week (Week 16), AFC Offensive Player of the Week (Week 10), AFC Offensive Player of the Week (Week 16), Selected to the Pro Bowl

P **Danilo Segulveda**

Joe Greene Great Performance Award, PF/W/PFWA All-Rookie Team

CB **Ike Taylor**

AFC Defensive Player of the Week (Week 5), GMC Defensive Player of the Week (Week 5)

WR **Hines Ward**

Steelers Walter Payton Man of the Year

NT **Cassidy Hampton**

Selected to the Pro Bowl

2008

HEAD COACH **Mike Tomlin**

Motorola Coach of the Week (Week 5), Motorola Coach of the Week (Week 9), Motorola Coach of the Week (Week 13), Motorola Coach of the Year

DEFENSIVE COORDINATOR **Dick LeBeau**

Pro Football Weekly Assistant Coach of the Year, USA Today All-Joe Team Defensive Coordinator

ASSISTANT COACH **Keith Butler**

Pro Football Weekly Linebackers Coach of the Year

LB **Patrick Bailey**

Joe Greene Great Performance Award

S **Tyrone Carter**

AFC Defensive Player of the Week (Week 17), GMC Sierra Defensive Player of the Week (Week 17)

S **Ryan Clark**

Ed Block Courage Award, Pro Football Writers' "The Chief Award", USA Today All-Joe Team

LB **James Farrior**

Associated Press All-Pro Second Team, Selected to the Pro Bowl

LB **Larry Foxx**

USA Today All-Joe Team

LB **James Harrison**

Steelers MVP, Associated Press Defensive Player of the Year, Associated Press All-Pro First Team, PF/W/PFWA Defensive Player of the Year, PF/W/PFWA All-NFL, PF/W/PFWA All-AFC, The Sporting News All-Pro, Sports Illustrated All-Pro, NFL Alumni Linebacker of the Year, GMC Sierra Defensive Player of the Year, AFC Defensive Player of the Week (Week 11), GMC Sierra Defensive Player of the Week (Week 13), Selected to the Pro Bowl

E **Justin Hartwig**

USA Today All-Joe Team

WR **Santonio Holmes**

Super Bowl XLIII MVP

TE **Heath Miller**

USA Today All-Joe Team

RB **Willie Parker**

AFC Offensive Player of the Week (Week 1)

S **Tray Polamalu**

Associated Press All-Pro First Team, AFC Defensive Player of the Week (Week 2), GMC Sierra Defensive Player of the Week (Week 2), Pro Football Weekly Midseason All-Pro Team, PF/W/PFWA All-NFL, PF/W/PFWA All-AFC, The Sporting News All-Pro, Sports Illustrated All-Pro, Selected to the Pro Bowl

K **Jeff Reed**

AFC Special Teams Player of the Week (Week 4)

QB **Ben Roethlisberger**

AFC Offensive Player of the Week (Week 5), FedEx Air Player of the Week (Week 5)

DE **Aaron Smith**

AFC Defensive Player of the Week (Week 15), USA Today All-Joe Team

CB **Deshha Townsend**

GMC Sierra Defensive Player of the Week (Week 14)

WR **Hines Ward**

Steelers Walter Payton Man of the Year

LB **LaMarr Woodley**

GMC Sierra Defensive Player of the Week (Week 1), GMC Sierra Defensive Player of the Week (Week 7)

2009

S **Tyrone Carter**

AFC Defensive Player of the Week (Week 9)

LB **James Farrior**

Pro Football Writers' "The Chief Award"

LB **James Harrison**

AFC Defensive Player of the Week (Week 5), AFC Defensive Player of the Month (October), Pro Football Weekly's Mid-Season All-Pro Team, Selected to the Pro Bowl

RB **Roshard Mendenhall**

AFC Offensive Player of the Week (Week 4)

K **Jeff Reed**

AFC Special Teams Player of the Week (Week 1)

QB **Ben Roethlisberger**

Steelers MVP, AFC Offensive Player of the Week (Week 15)

WR **Mike Wallace**

Joe Greene Great Performance Award, Pepsi NFL Rookie of the Week (Week 9), Pepsi NFL Rookie of the Week (Week 15)

OT **Max Starks**

Steelers Walter Payton Man of the Year

WR **Hines Ward**

Ed Block Courage Award

LB **LaMarr Woodley**

AFC Defensive Player of the Week (Week 16), Selected to the Pro Bowl

NT **Cassidy Hampton**

Selected to the Pro Bowl

TE **Heath Miller**

Selected to the Pro Bowl

2010

S **Tray Polamalu**

Steelers MVP, Pro Football Weekly's Midseason All-Pro Team, AFC Defensive Player of the Week (Week 13), AFC Defensive Player of the Week (Week 14), Steelers MVP and Walter Payton Man of the Year, Sporting News' All-Pro Defense, NFL 101 AFC Defensive Player of the Year, Associated Press All-Pro First Team, AP NFL Defensive Player of the Year, Sports Illustrated All-Pro, Selected to the Pro Bowl

LB **James Harrison**

AFC Defensive Player of the Week (Week 2), Pro Football Weekly's Mid-season All-Pro Team, Sporting News' All-Pro Defense, Associated Press All-Pro First Team, PF/W/PFWA All-NFL Team, Selected to the Pro Bowl

C **Maurkice Pouncey**

Pro Football Weekly's Midseason All-Pro Team, Joe Greene Great Performance Award, Sporting News' All-Rookie Team, PF/W/PFWA All-Rookie, Selected to the Pro Bowl

STEELERS Honors & Awards (2000-PRESENT)

QB Ben Roethlisberger

Pro Football Writers' "The Chief Award", AFC Offensive Player of the Week (Week 17)

LB Lawrence Timmons

AFC Defensive Player of the Week (Week 6), *Pro Football Weekly's* Midseason All-Pro Team, *Sports Illustrated* All-Pro

WR Emmanuel Sanders

AFC Special Teams Player of the Week (Week 7)

DE Brett Keisel

Selected to the Pro Bowl

2011**WR Antonio Brown**

AFC Special Teams Player of the Week (Week 12), Steelers MVP, Selected to the Pro Bowl

LB James Farrior

Pro Football Writers' "The Chief Award"

OT Marcus Gilbert

Joe Greene Great Performance Award

DE Brett Keisel

Steelers Walter Payton Man of the Year

RB Rashard Mendenhall

AFC Offensive Player of the Week (Week 6)

TE Heath Miller

USA Football's All-Fundamentals Team

S Troy Polamalu

Pro Football Weekly's Midseason All-Pro Team, AFC Defensive Player of the Week (Week 17), Associated Press All-Pro First Team, *Pro Football Weekly/Professional Football Writers of America's* All-NFL Team, Selected to the Pro Bowl

C Maurice Pouncey

Associated Press All-Pro First Team, *Pro Football Weekly/Professional Football Writers of America's* All-NFL Team, Selected to the Pro Bowl

QB Ben Roethlisberger

AFC Offensive Player of the Week (Week 5), AFC Offensive Player of the Week (Week 8), FedEx Air & Ground Player of the Week (Week 8), Selected to the Pro Bowl

LB LaMarr Woodley

AFC Defensive Player of the Month (October), *Pro Football Weekly's* Midseason All-Pro Team

S Ryan Clark

Selected to the Pro Bowl

LB James Harrison

Selected to the Pro Bowl

WR Mike Wallace

Selected to the Pro Bowl

2012**G Willie Colon**

Ed Block Courage Award

K Shaun Suisham

AFC Special Teams Player of the Week (Week 5), AFC Special Teams Player of the Week (Week 13)

S Ryan Clark

Steelers Walter Payton Man of the Year

TE Heath Miller

Steelers MVP, Selected to the Pro Bowl

CB Ike Taylor

AFC Defensive Player of the Week (Week 9 at Giants)

C Maurice Pouncey

2012 USA Football's All-Fundamentals Team, Associated Press All-Pro Second Team, *Sporting News* All-Pro, Selected to the Pro Bowl

NT Casey Hampton

Pro Football Writers' "The Chief Award"

OT Mike Adams

Joe Greene Great Performance Award

LS Greg Warren

2012 USA Football's All-Fundamentals Team

LB Lawrence Timmons

Sports Illustrated All-Pro

QB Charlie Batch

Byron "Whizzer" White Award (NFLPA)

2013**QB Ben Roethlisberger**

AFC Offensive Player of the Week (Week 11), FedEx Air Player of the Week (Week 11), AFC Offensive Player of the Month (November), Steelers Walter Payton Man of the Year

K Shaun Suisham

AFC Special Teams Player of the Week (Week 7)

TE Heath Miller

Ed Block Courage Award

S Troy Polamalu

AFC Defensive Player of the Week (Week 12), Selected to the Pro Bowl

RB Le'Veon Bell

Joe Greene Great Performance Award, Pepsi Next NFL Rookie of the Week (Week 16)

CB Ike Taylor

Pro Football Writers' "The Chief Award"

WR Antonio Brown

Steelers MVP, 2014, Associated Press All-Pro Second Team, PFWA All-AFC Team, Selected to the Pro Bowl

WR Jerriha Catchery

USA Today All-Joe Team

2014**QB Ben Roethlisberger**

AFC Offensive Player of the Week (Week 8), AFC Offensive Player of the Week (Week 9), FedEx Air Player of the Week (Week 9), Selected to the Pro Bowl, Selected to the Pro Bowl

RB Le'Veon Bell

FedEx Ground Player of the Week (Week 3), FedEx Ground Player of the Week (Week 11), AFC Offensive Player of the Week (Week 14), Steelers MVP, to Associated Press All-Pro First Team, PFWA All-NFL Team, PFWA All-AFC Team, PFWA Most Improved Player of the Year, NFL 101 AFC Co-Offensive Player of the Year, ESPN.com AFC North Most Valuable Player, Selected to the Pro Bowl

WR Antonio Brown

Special Teams Player of the Week (Week 17), Offensive Player of the Month (December), Associated Press All-Pro First Team, PFWA All-NFL Team, PFWA All-AFC Team, NFL 101 AFC Co-Offensive Player of the Year, ESPN.com AFC North Offensive Player of the Year, Dapper Dan Sportsman of the Year, Selected to the Pro Bowl

C Maurice Pouncey

Associated Press All-Pro First Team, Selected to the Pro Bowl

DE Cam Heyward

Pro Football Writers' "The Chief Award"

WR Martavis Bryant

Joe Greene Great Performance Award

CB William Gay

Steelers Walter Payton Man of the Year

LB Sean Spence

Ed Block Courage Award

LB Lawrence Timmons

Associated Press All-Pro Second Team, Selected to the Pro Bowl

STEELERS Honors & Awards (2000-PRESENT)

"THE CHIEF AWARD" WINNERS

1988	Dan Rooney	2001	Lee Flowers
1989	Dwayne Woodruff	2002	Hines Ward
1990	Merril Hoge	2003	Mike Logan
1991	Gerald Williams	2004	Jerome Bettis
1992	Tunch Ilkin	2005	Alan Faneca
1993	D.J. Johnson	2006	Brett Keisel/Deshea Townsend
1994	Rod Woodson	2007	Alan Faneca
1995	Levon Kirkland	2008	Ryan Clark
1996	Chad Brown	2009	James Farrior
1997	Darren Perry	2010	Ben Roethlisberger
1998	Jerome Bettis	2011	James Farrior
1999	Lee Flowers	2012	Casey Hampton
2000	Jerome Bettis	2013	Ike Taylor
	Deshea Townsend	2014	Cam Heyward

"JOE GREENE GREAT PERFORMANCE AWARD" WINNERS

1984	WR	Louis Lipps	2000	FB	Dan Kreider
1985	P	Harry Newsome	2001	LB	Kendrell Bell
1986	LB	Anthony Henton	2002	OG	Kendall Simmons
1987	CB	Delton Hall	2003	S	Troy Polamalu
1988	RB	Warren Williams	2004	QB Ben Roethlisberger	
1989	SS	Carnell Lake	2005	TE Heath Miller	
1990	TE	Eric Green	2006	WR	Santonio Holmes
1991	TE	Adrian Cooper	2007	P	Daniel Sepulveda
1992	FS	Darren Perry	2008	LB	Patrick Bailey
1993	LB	Chad Brown	2009	WR	Mike Wallace
1994	RB	Bam Morris	2010	C Maurkice Pouncey	
1995	QB	Kordell Stewart	2011	OT Marcus Gilbert	
1996	FB	Jon Witman	2012	DT Mike Adams	
1998	OG	Alan Faneca	2013	RB Le'Veon Bell	
1999	WR	Troy Edwards	2014	WR Martavis Bryant	

STEELERS MVPs

1969	WR	Roy Jefferson
1970	DT	Joe Greene
1971	LB	Andy Russell
1972	RB	Franco Harris
1973	WR	Ron Shanklin
1974	S	Glen Edwards
1975	CB	Mel Blount
1976	LB	Jack Lambert
1977	QB	Terry Bradshaw
1978	QB	Terry Bradshaw
1979	WR	John Stallworth
1980	SS	Donnie Shell
1981	LB	Jack Lambert
1982	CB	Dwayne Woodruff
1983	PK	Gary Anderson
1984	WR	John Stallworth
1985	WR	Louis Lipps
1986	LB	Bryan Hinkle
1987	LB	Mike Merrinweather
1988	LB	David Little
	CB	Rod Woodson
1989	WR	Louis Lipps
1990	CB	Rod Woodson
1991	LB	Greg Lloyd
1992	RB	Barry Foster
1993	CB	Rod Woodson
1994	LB	Greg Lloyd
1995	QB	Neil O'Donnell
1996	RB	Jerome Bettis
1997	RB	Jerome Bettis
1998	LB	Levon Kirkland
1999	LB	Levon Kirkland
2000	RB	Jerome Bettis
2001	QB	Kordell Stewart
2002	LB	Joey Porter
	WR	Hines Ward
2003	WR	Hines Ward
2004	LB	James Farrior
2005	NT	Casey Hampton
	WR	Hines Ward
2006	RB	Willie Parker
2007	LB	James Harrison
2008	LB	James Harrison
2009	QB	Ben Roethlisberger
2010	S	Troy Polamalu
2011	WR	Antonio Brown
2012	TE	Heath Miller
2013	WR	Antonio Brown
2014	RB	Le'Veon Bell

Current players in bold.



MARTAVIS BRYANT

> 2014 Joe Greene Great Performance Award Winner

MEDIA INFORMATION

FOOTBALL STAFF

2015 PLAYERS

2014 IN REVIEW

STEELERS HISTORY

RECORDS

STEELERS All-Time Roster

A	
Abercrombie, Walter [RB], Baylor	1982-87
Adamchik, Ed [T], Pitt	1967
Adams, Bob [TE], Pacific	1969-71
Adams, Flozell [OT], Michigan State	2010
Adams, Mike [OT], Ohio State	2012-14
Adams, Mike [WR], Texas	1997
Adams, Paul [C], Morehead Teachers	1947
Agajanian, Ben [K], New Mexico	1945
Alban, Dick [E], Northwestern	1956-59
Alberghini, Tom [G], Holy Cross	1945
Albrecht, Art [C/OT], Wisconsin	1942
Alderton, John [E], Maryland	1953
Alexander, Brent [S], Tennessee State	2000-03
Allen, Chuck [LB], Washington	1970-71
Allen, Cortez [CB], The Citadel	2011-14
Allen, Dwane [LB], Santa Ana	1965-66
Allen, Jim [DB], UCLA	1974-77
Allen, Lou [T], Duke	1950-51
Allen, Will [S], Ohio State	2010-14
Alley, Don [WR], Adams State	1969
Allred, John [TE], Southern Cal.	2002
Alston, Llynneal [WR], Southern Mississippi	1987
Andabaker, Rudy [G], Pitt	1952-54
Anderson, Anthony [RB], Temple	1979
Anderson, Art [T], Idaho	1963
Anderson, Chet [E], Minnesota	1967
Anderson, Fred [DE], Prairie View A&M	1978
Anderson, Gary [K], Syracuse	1982-84
Anderson, Jesse [TE], Miss. State	1992
Anderson, Larry [DB], Louisiana Tech	1978-81
Anderson, Melvin [WR], Minnesota	1987
Anderson, Ralph [DB], West Texas State	1971-72
Apke, Steve [LB], Pitt	1987
Archer, Dri [WR/RB], Kent State	2014
Arndt, Al [G], South Dakota State	1935
Arndt, Dick [T], Idaho	1967-70
Arnfelt, Brian [DE], Northwestern	2013
Arnold, David [CB], Michigan	1989
Arnold, Jahine [WR], Fresno State	1996-98
Arnold, Jay [DB], Texas	1941
Artman, Corwan [T], Stanford	1933
Asbury, Willie [B], Kent State	1966-68
Askson, Burt [DE], Texas Southern	1971
Atkinson, Frank [T], Stanford	1963
August, Steve [OT], Tulsa	1984
Augusteferre, Gene [B], Catholic U.	1935
Austin, Ocie [DB], Utah State	1970-71
Avery, Steve [FB], Northern Michigan	1994-95
Aydelette, Buddy [OT/C], Alabama	1987
B	
Badar, Rich [DB], North Carolina	1967
Bair, Matt [K], Penn State	1979-80
Bailey, Henry [WR], UNLV	1997-98
Bailey, Patrick [LB], Duke	2008-09
Bailey, Rodney [DE], Ohio State	2001-03, 06
Baker, Conway [T], Centenary	1944**
Baker, Dallas [WR], Florida	2008
Baker, Ed [E], Washington State	1953
Baker, John [E], N. Carolina College	1963-67
Baker, Tim [WR], Texas Tech	2001
Baldacci, Lou [B], Michigan	1956
Ballman, Gary [B], Michigan State	1962-66
Balog, Bob [C], Denver	1949-50
Banaszak, John [DE/OT], Eastern Michigan	1975-81
Bankston, Warren [RB], Tulane	1969-72
Barbatak, Pete [T], Purdue	1949
Barnes, Johnnie [WR], Hampton	1995
Barnes, Reggie [LB], Oklahoma	1993
Barnett, Tom [B], Purdue	1959-60
Barry, Fred [DB], Boston College	1970
Bartaanen, Jim [C], Michigan	1938
Bartlett, Earl [B], Centre	1939
Basilio, Marchi [C], NYU	1934
Basrak, Mike [C], Duquesne	1937-38
Bassi, Dick [G], Santa Clara	1941
Batch, Baron [RB], Texas Tech	2011-12
Batch, Charlie [DB], Eastern Michigan	2002-12
Battaglia, Marco [TE], Rutgers	2002-12
Battle, Annaz [WR], Notre Dame	2010-11
Battles, Ainsley [S], Vanderbilt	2000, 04
Beachum, Kelvin [T/G], SMU	2012-14
Beams, Byron [T], Notre Dame	1959-60
Beasley, Tom [DE/OT], Virginia Tech	1978-83
Beatty, Charles [DB], North Texas State	1969-72
Beatty, Ed [C], Mississippi	1957-61
Becker, Wayland [E], Marquette	1939
Behning, Mark [OT], Nebraska	1986
Bell, Kendrick [LB], Georgia	2001-04
Bell, Le'veon [RB], Michigan State	2013-14
Bell, Myron [S], Michigan State	1994-97, 2000-01
Bell, Richard [RB], Nebraska	1990
Bell, Theo [WR], Arizona	1976, 78-80
Bentley, Albert [RB], Miami [Fla.]	1992
Berger, Mitch [P], Colorado	2008
Bernet, Ed [E], SMU	1955
Best, Greg [S], Kansas State	1983
Bettis, Jerome [RB], Notre Dame	1996-05
Bettis, Tom [LB], Purdue	1962
Billlock, Frank [G], St. Mary's of Minnesota	1937
Bingham, Craig [LB], Syracuse	1982-84, 87
Binnott, John [B], Duquesne	1942
Bishop, Don [B], Los Angeles College	1958-59
Bishop, Harold [TE], Louisiana State	1998
Bivins, Charles [B], Morris Brown	1967
Blackledge, Todd [DB], Penn State	1988-89
Blackwell, Will [WR], San Diego State	1997-01
Blake, Anton [CB], UTEP	2013-14
Blankenship, Brian [G], Nebraska	1987-91
Blankenship, Greg [LB], Cal. St. [Hay.]	1976
Bleier, Rocky [RB], Notre Dame	1968, 1970-80
Blount, LeGarrette [RB], Oregon	2014
Blount, Mel [CB], Southern	1970-83
Bohannon, Fred [S/CB], Miss. Valley State	1982
Boiman, Rocky [LB], Notre Dame	2009
Bolkovac, Nick [T], Pitt	1953-54
Bond, Randall [DB], Washington	1939
Bonelli, Ernie [B], Pitt	1946
Bono, Steve [DB], UCLA	1987-88
Booth, Clarence [B], SMU	1944**
Botkin, Kirk [TE], Arkansas	1996-97
Boures, Emil [C/G], Pitt	1982-86
Bova, Tony [E], St. Francis	1942, 43*, 44**, 45-47
Bowers, R.J. [RB], Grove City	2001
Bowman, Bill [B], William & Mary	1957
Boyd, Sam [E], Baylor	1939-40
Boyle, Jim [OT], Tulane	1987-88
Boyle, Shorry [E]	1934
Bradley, Ed [LB], Wake Forest	1972-75
Bradshaw, Charles [T], Baylor	1961-66
Bradshaw, Jim [B], Chattanooga	1963-67
Bradshaw, Terry [DB], La. Tech	1970-83
Brady, Jeff [LB], Kentucky	1991
Brady, Pat [B], Nevada	1952-54
Brandau, Art [C], Tennessee	1945-46
Brandt, Jim [B], St. Thomas	1952-54
Bray, Maurice [T], SMU	1935-36
Breedlove, Rod [LB], Maryland	1965-68
Breedon, Bill [B], Oklahoma	1937
Breen, Gene [LB], Virginia Tech	1965-66
Brett, Ed [E], Washington State	1936-37
Brewster, Pete [E], Purdue	1959-60
Brister, Bubby [DB], Northeast La.	1986-92
Britt, Jessie [WR], North Carolina A&T	1962
Britt, Ralph [TE], North Carolina State	1987
Brooks, Barrett [T], Kansas State	2003-05
Brooks, Donian [G], James Madison	2010
Broussard, Fred [C], Texas A & M	1955
Brovelli, Angelo [DB], St. Mary's [Cal.]	1933-34
Brown, Antonio [WR], Central Michigan	2010-14
Brown, Anthony [T], Utah	1999
Brown, Chad [LB], Colorado	1993-96, 06
Brown, Chris [CB/S], Notre Dame	1974-95
Brown, Curtis [CB], Texas	2011-13
Brown, Dante [RB], Memphis	2003-04
Brown, Dave [DB], Michigan	1975
Brown, Dee [RB], Syracuse	2003
Brown, Ed [DB], San Francisco	1962-65
Brown, Ernie [DL], Syracuse	1999
Brown, J. [B], Maryland	1997
Brown, John [T], Syracuse	1967-72
Brown, Justin [WR], Oklahoma	2014
Brown, Kris [K], Nebraska	1999-01
Brown, Lance [CB], Indiana	1998-99
Brown, Larry [TE/OT], Kansas	1971-84
Brown, Levi [OT], Penn State	2013
Brown, Tom [E], William & Mary	1942
Brown, Tom [E], William & Mary	1942
Brown, William [DB], Texas Tech	1947
Browning, Greg [E], Denver	1945
Bruder, Henry [DB], Northwestern	1940
Bruener, Mark [TE], Washington	1995-03
Brumbaugh, Boyd [B], Duquesne	1939-41
Brumfield, Jim [RB], Ind. St. [Ind.]	1971
Brundage, Dewey [E], Brigham Young	1954
Bruney, Fred [B], Ohio State	1956-57
Bruno, John [P], Penn State	1987
Bryant, Corbin [DE], Northwestern	2011
Bryant, Fernando [CB], Alabama	2008
Bryant, Hubie [WR], Minnesota	1970
Bryant, Martavis [WR], Clemson	2014
Bucek, Felix [G], Texas A & M	1946
Buckner, Brentson [DE], Clemson	1994-96
Buda, Carl [G], Tulsa	1945
Bukich, Rudy [DB], Southern Cal.	1960-61
Bulger, Chester [T], Auburn	1944**
Bullocks, Amos [B], Southern Illinois	1967
Burleson, John [G], SMU	1933
Burnett, Joe [CB], Florida	2009
Burnett, Len [DB], Oregon	1961
Burnette, Tom [B], North Carolina	1938
Burrell, John [E], Rice	1962-64
Burness, Plaxico [WR], Michigan State	2000-04, 2012-13

* Steelers combined with Philadelphia Eagles o Steelers combined with Chicago Cardinals.

STEELERS All-Time Roster

JACK BUTLER



Butler, Bill [DB/KR], Chattanooga	1961
Butler, Crezdon [CB], Clemson	2010
Butler, Drew [P], Georgia	2012
Butler, Jack [B], St. Bonaventure	1951-59
Butler, Jim [B], Edward Waters	1965-67
Butler, John [B], Tennessee	1943-44
Bykowski, Frank [G], Purdue	1940

C

Cabrelli, Larry [E], Colgate	1943
Calcagni, Ralph [T], Pennsylvania	1947
Caliguire, Dean [G/C], Pitt	1991-92
Call, John [B], Colgate	1959
Calland, Lee [DB], Louisville	1969-72
Calloway, Chris [WR], Michigan	1990-91
Calvin, Tom [B], Alabama	1952-54
Cameron, Paul [B], UCLA	1954
Campbell, Bob [RB], Penn State	1969
Campbell, Don [T], Carnegie Tech	1939-41
Campbell, Glenn [E], Emporia State	1935
Campbell, John [LB], Minnesota	1965-69
Campbell, Leon [B], Arkansas	1955
Campbell, Ray [LB], Marquette	1958-60
Campbell, Russ [TE], Kansas State	1992
Campbell, Scott [QB], Purdue	1984-86
Canale, Rocco [G], Boston College	1943
Capers, Wayne [WR], Kansas	1983-84
Capizzi, Jason [OT], Indiana (Pa.)	2007-08
Capp, Dick [E], Boston College	1968
Cara, Dom [E], North Carolina State	1937-38
Cardwell, Joe [T], Duke	1937-38
Carpenter, Preston [E], Arkansas	1960-63
Carr, Gregg [LB], Auburn	1985-88
Carrer, Chris [LB], Fresno State	2011-13

Carter, Rodney [RB], Purdue	1987-89
Carter, Tyrone [S], Minnesota	2004-09
Cash, Keith [TE], Texas	1991
Casper, Charles [DB], TCU	1935
Catano, Mark [DE/DT], Valdosta State	1984-85
Cenci, John [C], Pitt	1956
Chamberlain, Garth [G], BYU	1945
Chandnois, Lynn [B], Michigan State	1950-56
Cheatham, Ernest [T], Loyola	1954
Cherry, Edgar [B], Hardin-Simmons	1939
Cherundolo, Chuck [C], Penn State	1941-42, 45-48
Christy, Dick [B], North Carolina State	1958
Cibulas, Joe [T], Duquesne	1945
Ciccone, Ben [C], Duquesne	1934-35
Cichowski, Gene [B], Indiana	1957
Cirelli, Gus [T], Notre Dame	1954
Cifers, Bob [QB], Tennessee	1947-48
Clack, Jim [C/G], Wake Forest	1971-77
Clancy, Kendrick [NT], Mississippi	2000-04
Clark, Jim [B], Pitt	1933-34
Clark, Mike [K], Texas A & M	1964-67
Clark, Reggie [LB], North Carolina	1994
Clark, Ryan [S], LSU	2006-13
Clark, Spark [RB], Akron	1987
Clay, John [RB], Wisconsin	2011
Clayton, Harvey [CB], Florida State	1983-86
Clement, Henry [TE], North Carolina	1961
Clement, John [B], SMU	1946-48
Cline, Jackie [DE], Alabama	1987
Cline, Tony [TE], Stanford	1999
Clinkscales, Joey [WR], Tennessee	1987-88
Cobb, Marvin [DB], Southern Cal.	1970
Cobb, Patrick [RB], North Texas	2006
Codie, Nakia [S], Baylor	2000
Colclough, Ricardo [CB], Tusculum	2004-06
Cole, Robin [LB], New Mexico	1977-87
Cole, Terry [B], Indiana	1970
Coleman, Andre [WR], Kansas St.	1997-98
Collier, Mike [RB], Morgan State	1975
Collier, Reggie [DB], So. Mississippi	1987
Collins, Jack [RB], Texas	1962
Colon, Willie [OT] Hofstra	2006-12
Colquitt, Craig [P], Tennessee	1978-81, 83-84
Combs, Chris [OE], Duke	2000-01
Compagno, Tony [B], St. Mary's of Calif.	1946-48
Compton, Dick [E], McMurry	1967-68
Conaway, Doug [T], TCU	1952
Condit, Merlyn [B], Carnegie Tech	1940, 45
Conley, Steve [LB], Arkansas	1996-99
Conn, Dick [DB], Georgia	1974
Connelly, Mike [C], Utah State	1968
Conrad, Chris [T], Fresno State	1998-99
Conti, Enio [G], Bucknell	1943
Coomer, Joe [T], Austin	1941, 45-46
Cooper, Adrian [TE], Oklahoma	1991-93
Cooper, Marquis [LB], Washington	2006-07
Cooper, Sam [T], Geneva	1933
Cordileone, Lou [G], Clemson	1962-63
Corley, Anthony [RB], Nevada-Reno	1984
Coronado, Bob [E], Pacific	1961
Cortchey, Jericho [WR], North Carolina State	2011-13
Cotton, Russell [B], Texas Mines	1942
Cousin, Steve [G], South Carolina	1978-83
Courston, Brad [LB], Miami (Ohio)	1987
Craft, Russ [B], Alabama	1954

D

Dafney, Bernard [DL], Tennessee	1995
Daigle, Anthony [RB], Fresno State	1994
Dailley, Ted [E], Pitt	1933
Daniel, Willie [B], Mississippi State	1961-66
Davenport, Najeh [RB], Miami [Fla.]	2006-08
Dancy, Kendrick [NT], Mississippi	1992-94
Davidson, Bill [B], Temple	1937-39
Davidson, Kenny [DE], Louisiana State	1990-93
Davis, Art [B], Mississippi State	1956
Davis, Bruce [LB], UCLA	2008
Davis, Carey [FB], Illinois	2007-09
Davis, Charlie [DT], TCU	1974
Davis, Dave [WR], Tennessee State	1973
Davis, Henry [LB], Grambling	1970-73
Davis, Lorenzo [WR], Youngstown State	1990
Davis, Paul [QB], Otterbein	1947-48
Davis, Robert [E], Penn State	1946-50
Davis, Russell [RB], Michigan	1980-83
Davis, Sam [G], Allen	1967-79
Davis, Steve [RB], Delaware State	1972-74
Dawkins, Tommy [DE], Appalachian State	1987
Davis, Travis [S], Notre Dame	1999
Dawson, Dermont [C], Kentucky	1988-00
Dawson, Len [QB], Purdue	1957-59
DeCarlo, Nick [G], Duquesne	1933
DeCarlo, Art [B], Georgia	1953
DeCastro, David [G], Stanford	2012-14
Dekker, Jon [TE], Princeton	2007-08
Delaplaina, Jack [RB], Salem [W.Va.]	1976-79
Demko, George [T], Appalachian State	1961
Demsey, John [T], Bucknell	1934
DePascal, Carmine [E], Wichita	1945
DePaul, Henry [G], Duquesne	1945
Derby, Dean [B], Washington	1957-61
Dess, Darrell [G], North Carolina State	1958
Dial, Buddy [E], Rice	1959-63
Dickey, Charlie [G], Arizona	1987
Dicus, Chuck [WR], Arkansas	1973
Didio, Mark [WR], Connecticut	1992
Dirden, Johnnie [WR], Sam Houston State	1981
Dixon, Dennis [DB], Oregon	2008-11
Dockery, John [DB], Harvard	1972-73
Dodnill, Dale [G], Colorado A & M	1951-59
Dodson, Les [B], Mississippi	1941
Doehring, John [B]	1935
Doehring, Chris [WR], Florida	2003-04
Dolly, Dick [E], West Virginia	1941-45
Doloway, Cliff [E], Carnegie Tech	1935
Donnell, Allan [B], Duquesne	1941-42
Donnellay, Rick [C/G], North Carolina	1982-83
Dornbrook, Thom [G-C], Kentucky	1979
Doubs, Forrest [T], Washington & Jefferson	1933-35

• Steelers combined with Philadelphia Eagles ○ Steelers combined with Chicago Cardinals

MEDIA INFORMATION

FOOTBALL STAFF

2015 PLAYERS

2014 IN REVIEW

STEELERS HISTORY

RECORDS

STEELERS All-Time Roster

Dougherty, Bob [LB], Kentucky	1958	Fisher, Doug [LB], San Diego State	1969-70	Glass, Glenn [B], Tennessee	1962-63
Douglas, Bob [B], Kansas State	1938	Fisher, Everett [B], Santa Clara	1940	Glass, Park [C], Westminster	1947
Doyle, Dick [B], Ohio State	1955	Fisher, Ray [T], Eastern Illinois	1959	Glatz, Fred [E], Pitt	1956
Drylie, Ted [T], Nebraska	1938-42, 43, 44	Fiske, Max [B], DePaul	1936-39	Glick, Gary [B], Colorado A & M	1956-59
Druhis, Al [B], Temple	1947	Flanagan, Dick [G], Ohio State	1953-55	Goff, Clark [T], Florida	1940
Druschel, Rick [G-OT], North Carolina State	1974	Flowers, Erik [DE], Louisiana State	2003	Golden, Robert [S], Arizona	2012-14
Dudley, Bill [B], Virginia	1942, 45-46	Flowers, Lee [DB], Georgia Tech	1995-02	Goldsmith, Bill [C], Emporia Tchr	1947
Duffy, Roger [C-G], Penn State	1998-01	Foggie, Fred [CB], Minnesota	1994	Gonda, George [B], Duquesne	1942
Dugan, Len [C], Wichita	1939	Folkins, Lee [E], Washington	1965	Gonzalez, Pete [OB], Pitt	1998-99
Duggan, Gil [T], Oklahoma	1944-0	Foltz, Vernon [C], St. Vincent	1945	Goodman, John [DE/DT], Oklahoma	1981-85
Duhart, Paul [B], Florida	1945	Foote, Larry [LB], Michigan	2002-08, 2010-13	Goodson, John [P], Texas	1982
Dunaway, Craig [TE], Michigan	1973	Ford, Danny [LB], New Mexico State	1992	Gorsnicki, Walt [B], LSU	1946
Dungy, Tony [DB], Minnesota	1977-78	Ford, Henry [B], Pitt	1956	Gothard, Preston [TE], Alabama	1985-88
Dunn, Davyne [WR], Fresno State	1998	Ford, Moses [WR], Fayetteville State	1987	Govdy, Cornell [CB], Morgan State	1987-88
Dunn, Gary [DT-NI], Miami [Fla.]	1977-87	Fordham, Todd [T], Florida State	2003	Grabinski, Ted [C], Duquesne	1939-40
Dutton, Bill [B], Pitt	1946	Foruna, John [B], Idaho	1967-68	Grabowski, Ted [C], Duquesne	1939-40
Dwyer, Jonathan [RB], Georgia Tech	2010-13	Foster, Jerry [RB], Arkansas	1990-94	Gradkowski, Bruce [QB], Toledo	2013-14
		Foster, Ramon [G], Tennessee	2009-14	Graff, Neil [OB], Wisconsin	1976-77
		Fournet, Sid [C], LSU	1957	Graham, Jeff [WR], Ohio State	1991-93
E		Fox, Keyaron [LB], Georgia Tech	2008-10	Graham, Ken [DB], Washington State	1970
Eason, Nick [DE], Clemson	2007-10	Francis, Sam [B], Nebraska	1939	Graham, Kent [OB], Ohio State	2000
Eaton, Vic [QB], Missouri	1955	Frank, Joe [T], Georgetown	1943	Graham, Shayne [K], Virginia Tech	2013
Echols, Terry [LB], Marshall	1984	Frazier, Andre [LB], Cincinnati	2005, 07-09	Gravelle, Gordon [OT], BYU	1972-76
Edge, Davyne [P], Florida	1996	Freeman, Lorenzo [NT/DT], Pitt	1987-90	Graves, Ray [C], Tennessee	1943
Edwards, Dave [S], Illinois	1985-87	French, Ernest [S], Alabama A&M	1972	Graves, Tom [LB], Michigan State	1979
Edwards, Troy [WR], Louisiana Tech	1999-01	Ficketh, Dick [T], Penn State	1945	Gray, Sam [E], Tulsa	1946-47
Edwards, Glen [DB], Arkansas State	1971-77	Fuamatu-Ma'afala, Chris [RB], Utah	1998-02	Green, Bob [K], Florida	1960-61
Elder, Donnie [CB], Memphis State	1986	Fugler, Dick [T], Tulane	1952	Green, Eric [TE], Liberty	1990-94
Elliott, Jim [K], Presbyterian	1967	Fuller, Randy [DB], Tennessee State	1995-97	Green, Isaiah [CB], Fresno State	2013
Ellstrom, Marv [B], Oklahoma	1935	Fullerton, Ed [B], Maryland	1953	Greene, Joe [DT], North Texas State	1969-81
Elter, Leo [B], Duq. and Villa.	1953-54, 58-59	Fuqua, John [B], Morgan State	1970-76	Greene, Kevin [LB], Auburn	1993-95
Emberbate, Nik [G], San Diego State	2013	Furness, Steve [DT], Rhode Island	1972-80	Greene, Tracy [TE], Grambling	1995
Emmons, Carlos [LB], Arkansas State	1996-99			Greeny, Norm [G], Notre Dame	1934-35
Engelbretsen, Paul [C], Northwestern	1933	B		Greenwood, L.C. [DE], Ark. AM&N	1969-81
Engles, Rick [P], Tulsa	1987	Gage, Bob [B], Clemson	1949-50	Griffin, Larry [CB/S], North Carolina	1987-93
Erenberg, Rich [RB], Colgate	1984-86	Gagner, Larry [G], Florida	1966-69	Grigas, John [B], Holy Cross	1944
Ernst, Paul [P], Northern Arizona	2008	Galloway, Joey [WR], Ohio State	2009	Grisham, Tyler [WR] Clemson	2009-10
Essex, Trail [T], Northwestern	2005-11	Gammon, Kendall [OL], Pittsburg State	1992-95	Gros, Earl [B], LSU	1967-69
Euhus, Tim [TE], Oregon State	2006	Gandy, Wayne [T], Auburn	1999-02	Grossman, Randy [TE], Temple	1974-81
Evans, Donald [DE], Kentucky	1990-93	Gaona, Bob [T], Wake Forest	1953-56	Gunderman, Bob [B], Virginia	1957
Evans, Jon [E], Oklahoma A & M	1958	Garnas, Wilford [B], Minnesota	1946-48	Gunnels, Riley [T], Georgia	1956-66
Evans, Ray [QB], Kansas	1948	Gardocki, Chris [P], Clemson	2004-06		
Everett, Thomas [FS], Baylor	1987-91	Gariett, Reggie [WR], Eastern Michigan	1974-75	H	
		Garity, Gregg [WR], Penn State	1983	Hackney, Elmer [B], Kansas State	1941
F		Garvin, Terence [LB], West Virginia	2013-14	Haggans, Clark [LB], Colorado State	2000-07
Faneca, Alan [G], Louisiana State	1998-07	Gary, Keith [DE], Oklahoma	1983-88	Haggerty, Mike [G], Miami	1967-70
Fangupo, Hebron [DT], Brigham Young	2012-13	Gasparella, Joe [QB], Notre Dame	1948, 50-51	Haines, Byron [B], Washington	1937-39
Farquhar, John [TE], Duke	1996	Gaux, Charles [E], Colgate	1943	Hairston, Russell [WR], Kentucky	1987
Farrar, Venice [B], North Carolina State	1938-39	Gay, William [CB], Louisville	2007-11, 2013-14	Haley, Dick [B], Pitt	1961-64
Farror, James [LB], Virginia	2002-11	Geason, Cony [TE], Tulane	2000, 01	Hall, Defton [CB], Clemson	1987-91
Farell, Ed [B], Muhlenberg	1938	Geathers, Clifton [DE], Carolina	2014	Hall, Ron [B], Missouri Valley	1959
Farris, Kris [T], UCLA	1999	Gentry, Byron [G], Southern Cal.	1937-39	Haller, Alan [CB], Michigan State	1992, 93
Farrah, Shipley [GB], Iowa	1938	George, Matt [K], Chapman	1998	Ham, Jack [LB], Penn State	1971-82
Faumu, Taase [DL], Hawaii	1994-95	Gereta, Roy [PK], New Mexico State	1971-78	Hampton, Casey [NT], Texas	2001-12
Fedell, Steve [LB], Pittsburgh	1981-82	Geris, Joe [B], Georgia	1949-51	Hanlon, Bob [B], Loras	1949
Fehrer, Nick [G], Georgia	1955	Gibson, Oliver [DT], Notre Dame	1995-98	Hanneman, Craig [DE], Oregon State	1972-73
Feniello, Gary [G], Wake Forest	1947	Gibson, Thaddeus [LB], Ohio State	2010	Hanratty, Terry [OB], Notre Dame	1969-75
Ferguson, Bob [B], Ohio State	1962-63	Gilbert, Marcus [OT], Florida	2011-14	Hanson, Tom [B], Temple	1938
Ferry, Lou [T], Villanova	1952-55	Gildea, John [OB], St. Bonaventure	1935-37	Harkey, Lem [B], Emporia	1955
Fiala, John [LB], Washington	1998-02	Gildon, Jason [LB], Oklahoma State	1994-03	Harper, Maurice [C], Austin	1941
Fife, Ralph [C], Pitt	1946	Gillespie, Scoop [RB], William Jewell	1984	Harris, Bill [E], Hardin-Simmons	1937
Figures, Deon [CB], Colorado	1993-96	Gilliam, Joe [OB], Tennessee State	1972-1975	Harris, Franco [RB], Penn State	1972-83
Fike, Dan [OL], Florida	1993	Gilreath, David [WR], Wisconsin	2012	Harris, Josh [RB], Wake Forest	2014
Fitchcock, Frank [OB], Indiana	1938	Girard, Earl [B], Wisconsin	1957	Harris, Lou [B], Kent State	1968
Finks, Jim [OB], Tulsa	1949-55	Giamp, Joe [B], LSU	1947-49	Harris, Sunny [DE], Oregon	2009-10
Finn, Mike [OT], Ark.-Pine Bluff	1993				

• Steelers combined with Philadelphia Eagles ○ Steelers combined with Chicago Cardinals

STEELERS All-Time Roster

Harris, Tim [RB], Washington State	1983	Holmes, Santonio [WR], Ohio State	2006-09	Jones, Bruce [SS], Northern Alabama	1987
Harrison, Arnold [LB], Georgia	2006-09	Hood, Frank [B], Pitt	1933	Jones, Donta [LB], Nebraska	1985-98
Harrison, James [LB], Kent State	2002, 04-12, 14	Hood, Ziggy [DE], Missouri	2009-13	Jones, Felix [RB], Arkansas	2013
Harrison, Nolan [DE], Indiana	1997-99	Hope, Chris [S], Florida State	2002-05	Jones, Gary [S], Texas A&M	1990-91, 93-94
Harrison Reggie [RB], Cincinnati	1974-77	Hornick, Bill [T], Tulane	1947	Jones, George [RB], San Diego State	1997
Harrison, Richard [E], Boston College	1964	Howe, Gary [NT], Colorado	1992	Jones, Jarvis [LB], Georgia	2013-14
Harrison, Robert [LB], Oklahoma	1964	Howe, Glen [OT], So. Mississippi	1985	Jones, Jim [G], Notre Dame	2004
Hartings, Jeff [C], Penn State	2001-06	Hoyer, Brian [DB], Michigan State	2012	Jones, George [RB], Oklahoma	2013-14
Hartley, Howard [B], Duke	1949-52	Hubbard, Cal [T], Geneva & Centenary	1936	Jones, Mike [LB], Missouri	2001, 02
Hartwig, Justin [C], Kansas	2008-09	Hubbard, Chris [G], UAB	2014	Jones, Victor [FB], Louisiana State	1993-94
Haselefrig, Carlton [G], Pitt-Johnstown	1990-93	Hubka, Gene [B], Bucknell	1947	Jordan, Brian [LB], Northeastern	1988
Hastings, Andre [WR], Georgia	1993-96	Huff, Alan [NT], Marshall	1987	Jorden, Tim [TE], Indiana	1992-93
Hawkins, Courtney [WR], Michigan State	1997-00	Hughes, David [RB], Boise State	1986		
Hawthorne, Greg [RB], Baylor	1979-83	Hughes, Dennis [TE], Georgia	1970-71		
Hayduk, Henry [G], Washington State	1935	Hughes, Dick [B], Tulsa	1957	Kahler, Royal [T], Nebraska	1941
Hayes, Dick [LB], Clemson	1959-60, 62	Hughes, George [G], William & Mary	1950-54	Kakasic, George [G], Duquesne	1936-39
Hayes, Jonathan [TE], Iowa	1994-96	Hunter, Art [C], Notre Dame	1965	Kalina, Dave [WR], Miami [Fla.]	1970
Haugnes, Verron [RB], Georgia	2002-07	Hunter, Hal [G], Pitt	1956	Kalis, Todd [G], Arizona State	1994
Hays, George [E], St. Bonaventure	1950-52	Huntley, Richard [RB], Winston-Salem State	1998-00	Kapele, John [T], BYU	1960-62
Hebert, Ken [E & K], Houston	1968			Kapinos, Jeremy [P], Penn State	2010-11
Hegarty, Bill [T], Villanova	1953			Kaplan, Phil [G], Miami [Fla.]	1947
Held, Paul [QB], San Jose State	1954			Karcis, John [B], Carnegie Tech	1936-38
Heller, Warren [B], Pitt	1934-36			Karson, Ed [T], Catholic U.	1936-39
Henderson, Jan [BL], Colorado State	1968-69			Karras, Ted [T], Indiana	1958-59
Hendley, Dick [QB], Clemson	1951			Kase, George [G], Duquesne	1939
Henry, Kevin [DE], Mississippi State	1993-00			Kave, George [B], Carnegie Tech	1934
Henry, Mike [LB], Southern Cal.	1959-61			Keating, Tom [DT], Michigan	1973
Henry, Urban [T], Georgia Tech	1964			Keisel, Brett [DE], BYU	2002-14
Hensley, Dick [E], Kentucky	1952			Keith, Craig [TE], Lenoir-Rhyne	1993-94
Henson, Ken [C], TCU	1965			Kelley, Jim [E], Notre Dame	1964
Henton, Anthony [LB], Troy State	1986, 88			Kellum, Mark [LB], Wichita State	1974-76
Hewitt, Bill [E], Michigan	1943*	Jackson, Alonzo [LB], Florida State	2003-04	Kelsay, Chad [LB], Nebraska	1999
Heyward, Cameron [DE], Ohio State	2011-14	Jackson, Earnest [RB], Texas A&M	1986-88	Kelsch, Mose [B], Christian	1933-34
Heyward-Bey, Darius [WR], Maryland	2014	Jackson, John [OT], Eastern Kentucky	1988-97	Kemoeatu, Chris [G], Utah	2006-11
Hickey, Howard [E], Arkansas	1941	Jackson, Lenzie [WR], Arizona State	2001-02	Kemp, Jack [DB], Occidental	1957
Hill, Derek [WR], Arizona	1989-90	James, Dan [T], Ohio State	1950-66	Kemp, Ray [T], Duquesne	1933
Hill, Havion [E], Florence State	1962	Janecek, Clarence [G], Purdue	1933, 35	Kerenson, John [G], Kentucky State	1963
Hill, Jim [B], Tennessee	1955	Jansante, Val [E], Duquesne	1946-51	Kerorian, Gary [QB], Stanford	1952
Hillebrand, Jerry [LB], Colorado	1968-70	Jarvi, Toimi [B], Northern Illinois	1945	Keys, Brady [B], Colorado State	1961-67
Hills, Tony [OT], Texas	2008-10	Jecha, Ralph [G], Northwestern	1956	Kichefski, Walt [E], Miami	1940-42, 44, 46
Hilton, John [E], Richmond	1965-69	Jefferson, Ray [E], Utah	1965-69	Kielbaso, Max [B], Duquesne	1940, 45
Hines, Glen Ray [OT], Arkansas	1973	Jelley, Tom [E], Miami	1951	Kiesling, Walt [G], St. Thomas	1937-38
Hinkle, Bryan [LB], Oregon	1982-93	Jenkins, A.J. [LB/DE], Cal State-Fullerton	1989-90	Kiick, George [B], Bucknell	1940, 45
Hinkle, John [B], Syracuse	1943*	Jenkins, John [S], Pittsburgh	1998	Killorn, Pat [C], Syracuse	1966
Hinnant, Mike [TE], Temple	1988-89	Jenkins, Ralph [C], Clemson	1947	Kilroy, Frank [T], Temple	1943*
Hinto, Hale [E], Pitt	1942	Jeter, Tony [E], Nebraska	1966, 68	Kimble, Frank [E], West Virginia	1945
Hinton, Chuck [T], North Carolina College	1964-71	Johnson, Bill [DE], Michigan State	1995-96	Kimble, Carl [FB], North Carolina State	1998
Hoops, Claude [B], Georgia	1952-53	Johnson, Brandon [LB], Louisville	2012	Kirk, Justin [CB], Penn State	2012
Hoague, Joe [B], Colgate	1941-42, 46	Johnson, Charles [WR], Colorado	1994-98	King, Phil [B], Vanderbilt	1964
Hoak, Dick [B], Penn State	1961-70	Johnson, David [CB], Kentucky	1989-93	Kirchner, Mark [OT], Baylor	1973
Hoel, Bob [G], Minnesota	1935	Johnson, David [TE], Arkansas State	2009-13	Kirk, Ken [LB], Mississippi	1960
Hoffmann, Dave [LB], Washington	1993	Johnson, Jason [WR], Illinois State	1979	Kirkland, Levon [LB], Clemson	1992-00
Hogan, Darrell [G], Trinity-Texas	1949-53	Johnson, John Henry [B], St. Mary's [Cal.] and Arizona State	1960-65	Kirschke, Travis [DE], UCLA	2004-09
Hoge, Merrill [RB], Idaho State	1987-93	Johnson, Jaxon [CB], Iowa	2006	Kish, Ben [B], Pitt	1943*
Hohn, Bob [B], Nebraska	1965-69	Johnson, Malcolm [WR], Notre Dame	1999-00	Kissell, Ed [DB], Wake Forest	1952-54
Hoke, Chris [DT], BYU	2001-11	Johnson, Norm [PK], UCLA	1995-98	Klapstein, Earl [T], Pacific	1946
Holcomb, Bill [T], Texas Tech	1937	Johnson, Ron [CB], Eastern Michigan	1978-84	Klein, Dick [T], Iowa	1961
Holler, Ed [LB], South Carolina	1964	Johnson, Tim [DE/DT], Penn State	1987-89	Klumb, John [E], Washington State	1940
Holliday, Corey [WR], North Carolina	1995-97	Johnson, Troy [WR], Southern	1988	Knox, Darryl [LB], UNLV	1987
Hollingsworth, Joe [B], East Kansas State	1949-51	Johnson, Wesley [OL], Vanderbilt	2014	Kohrs, Bob [LB], Arizona State	1981-85
Holm, Bernard [G], Alabama	1933	Johnson, Will [FB], West Virginia	2012-14	Kolb, Jon [OT], Oklahoma State	1969-81
Holmer, Walt [B], Northwestern	1933	Johnston, Chet [B], Elmhurst & Marquette	1939-40	Kolberg, Elmer [E], Oregon State	1941
Holmes, Earl [LB], Florida A&M	1996-01	Johnston, Rex [B], Southern Cal.	1960	Kolodziejewski, Chris [TE], Wyoming	1984
Holmes, Ernie [DT], Texas Southern	1972-77	Jones, Aaron [DE/LB], E. Kentucky	1988-92	Kondra, John [T], St. Vincent	1945
Holmes, Mel [OT], N. Carolina A & T	1971-73	Jones, Art [B], Richmond	1941, 45	Kortas, Ken [T], Louisville	1965-68

* Steelers combined with Philadelphia Eagles ◊ Steelers combined with Chicago Cardinals.

MEDIA INFORMATION

FOOTBALL STAFF

2015 PLAYERS

2014 IN REVIEW

STEELERS HISTORY

RECORDS

STEELERS All-Time Roster

Rizzo, Tony, Duquesne	1938	Scott, Chad [CB], Maryland	1997-04	Smith, Marvel [OT], Arizona State	2000-08
Roberts, John [B], Georgia	1934	Scott, Chris [OT], Tennessee	2010-11	Smith, Ron [QB], Richmond	1966
Robinson, Adrian [LB], Temple	2012	Scott, Jonathan [OT], Texas	2010-11	Smith, Steve [E], Michigan	1966
Robinson, Ed [LB], Florida	1994	Scudiero, Joe [B], San Francisco	1960	Smith, Stu [QB], Bucknell	1937-38
Robinson, Gil [E], Catawba	1933	Seabaugh, Todd [LB], San Diego State	1984	Smith, Tuen [QB], Wyoming & Mississippi St.	1950-51
Robinson, Jack [T], N.E. Missouri State	1938	Seabright, Charles [QB], West Virginia	1946-50	Smith, Warren [T], Kansas Wes.	1948
Robnett, Marshall [C], Texas A & M	1944-0	Seals, Ray [DE], no college	1994-95	Snell, Ray [OT], Wisconsin	1984-85
Rodak, Mike [B], Western Reserve	1942	Searcy, Leon [OT], Miami [Fla.]	1992-95	Snow, David [C/G], Texas	2013
Rodenhauser, Mark [LS/C], Illinois State	1998	Sears, Vic [T], Oregon State	1943	Snyder, Bill [G], Ohio U.	1934-35
Rodgers, John [TE], Louisiana Tech	1982-84	Sebastian, Mike [B], Pitt	1935	Sodaski, John [DB], Villanova	1970
Roethlisberger, Ben [QB], Miami (OH)	2004-14	Seigler, Richard [LB], Oregon State	2006	Soleau, Bob [LB], William & Mary	1964
Rogel, Fran [B], Penn State	1950-57	Seitz, Warren [TE], Missouri	1986	Solomon, Arlie [G/OT], Colorado	1991-95
Rogers, Cullen [B], Texas A & M	1946	Semes, Bernard [B], Duquesne	1944-0	Somers, George [T], LaSalle	1941-42
Rorison, Jim [T], Southern Cal.	1938	Sepulveda, Daniel [P], Baylor	2007-11	Sorce, Ross [T], Georgetown	1945
Rosepink, Marty [G], Pitt	1947	Shaw, Brent [QB], Elon	1977	Sorock, Wilbur [E], West Virginia	1933-40
Ross, Oliver [OL], Iowa State	2000-04	Shaffer, Bob [DE], Washington & Jefferson	1933	Souchak, Frank [E], Pitt	1939
Rossum, Allen (FR/KR/CB), Notre Dame	2007	Shanklin, Ron [WR], North Texas State	1970-74	Spaeth, Matt [TE], Minnesota	2007-10, 2013-14
Rostovsky, Pete [OT], Connecticut	1984-86	Sharp, Rick [T], Washington	1970-71	Spann, Chad [RB], Northern Illinois	2012
Rouen, Tom [P], Colorado	2002	Shaw, Bobby [WR], California	1988-01	Spence, Sean [LB], Miami	2012-14
Rowley, Bob [LB], Virginia	1963	Shazier, Ryan [LB], Ohio State	2014	Spencer, Todd [RB], Southern Cal.	1984-85
Rowser, John [DB], Michigan	1970-73	Sheffield, Chris [CB], Albany State	1986-87	Spinks, Jack [G], Alcorn A & M	1952
Royals, Mark [P], Appalachian State	1992-94	Shell, Donnie [SS], South Carolina State	1974-87	Spizak, Charles [QB], Carnegie Tech	1938
Roye, Orpheus [DE], Florida State	1996-99, 08	Sheiton, Richard [CB], Liberty	1990-93	St. Pierre, Eban [QB], Boston College	2002-04, 06-07
Rozzell, Aubrey [LB], Delta State	1957	Shepard, Charles [B], North Texas State	1956	Staat, Jeremy [DE], Arizona State	1998-00
Rucinski, Ed [E], Indiana	1944-0	Sheriff, Stan [LB], Cal. Polytech	1954	Stagers, Jon [WR], Missouri	1970-71
Ruff, Guy [LB], Syracuse	1982	Sherman, Alex [QB], Brooklyn	1943	Stai, Brenden [G], Nebraska	1995-99
Ruple, Ernie [T], Arkansas	1968-69	Sherman, Bob [B], Iowa	1964-65	Staley, Duce [RB], South Carolina	2004-06
Russell, Andy [LB], Missouri	1963, 1966-75	Shields, Burrell [B], John Carroll	1954	Stallworth, John [WR], Alabama A&M	1974-87
Russell, Gary [RB], Minnesota	2007-08	Shields, Scott [S], Weber State	1999-00	Stanley, Ron [LB], Michigan State	2006
Ryan, Ed [E], St. Mary's [Cal.]	1948	Shiner, Dick [QB], Maryland	1968-69	Stanton, John [B], North Carolina State	1961
		Shipkey, Jerry [DB], UCLA	1948-52	Stapleton, Darnell [G/C], Rutgers	2007-09
		Shorter, Jim [B], Detroit	1969	Stark, Rohn [P], Florida State	1995
		Shurtz, Bret [DE], Indiana (Pa.)	1987	Starks, Max [T], Florida	2004-12
		Shurtz, Hubert [T], LSU	1948	Stares, Ben [B], St. Mary's of California	1941
		Shy, Don [B], San Diego State	1967-68	Station, Larry [LB], Iowa	1986
		Simerson, John [T], Purdue	1958	Stratner, Ernie [T], Boston College	1950-63
		Simien, Tracy [LB], Texas Christian	1989	Steed, Joel [NT], Colorado	1992-99
		Simington, Milt [B], Arkansas	1942	Steele, Ernie [B], Washington	1943
		Simmons, Jason [CB], Arizona State	1998-01	Stehouwer, Ron [B], Colorado State	1960-64
		Simmons, Jerry [WR], Bethune-Cookman	1965-66	Stenger, Brian [LB], Notre Dame	1969-72
		Simmons, Kendall [G], Auburn	2002-08	Stenn, Paul [T], Villanova	1947
		Simms, Bob [E], Rutgers	1962	Stevens, Jaimin [OT], North Carolina A&T	1996-98
		Simpson, Jack [B], Florida	1961-62	Stephens-Howling, LaRod [RB], Pittsburgh	2013
		Simpson, Tim [G/C], Illinois	1994	Steward, Denn [B], Ursinus	1943
		Sims, Darryl [DE], Wisconsin	1985-86	Stewart, Kordell [QB], Colorado	1995-02
		Sinkovitz, Frank [C], Duke	1947-52	Stock, John [E], Pitt	1956
		Sirochman, George [G], Duquesne	1942	Stock, Mark [WR], Virginia Military	1989
		Sites, Vince [E], Pitt	1936-37	Stofko, Ed [B], St. Francis	1945
		Skansi, Paul [WR], Washington	1983	Stone, Dwight [WR/RB/OT], Middle Tennessee State	1987-94
		Skladany, Joe [E], Pitt	1934	Stoudt, Cliff [DB], Youngstown State	1977-83
		Skorich, Nick [G], Cincinnati	1946-48	Stough, Glen [T], Duke	1945
		Skoronski, Ed [E], Purdue	1935-36	Stowe, Tyronne [LB], Rutgers	1987-90
		Skules, Mike [G], Washington & Jefferson	1938	Strand, Eli [G], Iowa State College	1966
		Slater, Walt [B], Tennessee	1947	Strom, Rick [QB], Georgia Tech	1989-93
		Small, Fred [LB], Washington	1985	Strosser, Walter	1942
		Smaltz, Joe [RB], John Carroll	1960-62	Struzak, George [T], Washington	1962
		Smith, Aaron [DE], Northern Colorado	1999-11	Strutt, Art [B], Duquesne	1935-36
		Smith, Anthony [S], Syracuse	2006-08	Strzyzinski, Dan [P], Indiana	1990-91
		Smith, Ben [E], Alabama	1934-35	Strzelczyk, Justin [OT], Maine	1990-99
		Smith, Billy Ray [T], Arkansas	1958-60	Stuvains, Russell [S], Youngstown State	2003-05
		Smith, Bob [B], North Texas State	1966	Suhey, Steve [G], Penn State	1948-49
		Smith, Dave [WR], Indiana (Pa.)	1970-72	Sulima, George [E], Boston U.	1952-54
		Smith, Kevin [WR], Michigan	1977-82	Suisham, Shaun [K], Bowling Green	2010-14
		Smith, Jim [WR], Rhode Island	1991	Sullivan, Chris [DE], Boston College	2000
		Smith, Laverne [RB], Kansas	1977	Sullivan, Frank [C], Loyola (New Orleans)	1940

• Steelers combined with Philadelphia Eagles ◊ Steelers combined with Chicago Cardinals.

STEELERS All-Time Roster

Sullivan, Robert [B], Holy Cross Iowa	1947		
Summers, Frank [RB], UNLV	2009		
Sutherland, Don [B], Ohio State	1959-60		
Sutton, Ricky [DL], Auburn	1993		
Swain, John [CB], Miami [Fla.]	1985-86		
Swann, Lynn [WR], Southern Cal.	1974-82		
Sweed, Limas [WR], Texas	2008-10		
Sweeney, Calvin [WR], Southern Cal.	1980-87		
Sweeney, Jim [C/G], Pitt	1966-99		
Sydnor, Willie [WR/KR], Syracuse	1982		
Sylvester, Stevenson [LB], Utah	2010-13		
Szot, Walter [T], Bucknell	1949-50		
T			
Ta'amu, Alameda [NT], Washington	2012		
Tanguay, Jim [B], NYU	1933		
Tarasovic, George [E], LSU	1952-53, 56-63		
Tate, Ben [RB], Auburn	2014		
Tatum, Jesse [E], North Carolina State	1938		
Taylor, Ike [CB], Louisiana-Lafayette	2003-14		
Taylor, Jim [LB], Baylor	1956		
Taglar, Mike [T], Southern Cal.	1968-69		
Tepe, Lou [C], Duke	1953-55		
Terry, Nat [CB], Florida State	1988		
Tessier, Ray [E], Carnegie Tech	1933-34		
Tharpe, Larry [OT], Tennessee State	2000		
Thelwell, Ryan [WR], Minnesota	1999		
Thigpen, Yancey [WR], Winston-Salem State	1992-97		
Thomas, Ben [DE/DT], Auburn	1988		
Thomas, Cam [DT], North Carolina	2014		
Thomas, Clendon [B], Oklahoma	1962-68		
Thomas, J.T. [CB/S], Florida St.	1973-77, 79-81		
Thomas, Shamarko [S], Syracuse	2013-14		
Thompson, Clarence [B], Minnesota	1937-38		
Thompson, Dannel [LB], Wisconsin	2000		
Thompson, Leroy [RB], Penn State	1991-93		
Thompson, Tommy [DB], Tulsa	1940		
Thompson, Weegie [WR], Florida State	1984-89		
Thornton, Sidney [RB], Northwestern La.	1977-82		
Thurbon, Bob [B], Pitt	1943-44		
Tiller, Morgan [E], Denver	1945		
Timmons, Lawrence [LB], Florida State	2007-14		
Tinsley, Sid [B], Clemson	1945		
Titus, George [C], Holy Cross	1946		
Titus, Silas [E], Holy Cross	1945		
Toews, Loren [LB], California	1973-83		
Tomasetti, Lou [B], Bucknell	1939-40		
Tomasic, Andy [B], Temple	1942-46		
Tomczak, Mike [DB], Ohio State	1993-99		
Tomlinson, Dick [G], Kansas	1950-51		
Tommerson, Clarence [B], Wisconsin	1938-39		
Tosi, John [B], Niagara	1939		
Totten, Erik [S], Western Washington	2002		
Townsend, Deshaea [CB], Alabama	1999-08		
Tracy, Tom [B], Tennessee	1958-63		
Frout, Dave [PK], Pitt	1981, 87		
Froutsouvas, Lou [C], Stanford	1938		
Tuggle, Anthony [CB/S], Nicholls State	1985, 87		
Tuitt, Stephen [DE], Notre Dame	2014		
Tuman, Jerome [TE], Michigan	1999-06		
Turk, Dan [C], Wisconsin	1985-86		
Turley, John [QB], Ohio Wesleyan	1935-36		
Tylski, Rich [G], Utah State	2000-01		
Tyrell, Tim [RB], Northern Illinois	1989		
U			
Urbik, Kraig [G], Wisconsin	2009		
V			
Valentine, Zack [LB], East Carolina	1979-81		
Van Dyke, Bruce [G], Missouri	1967-73		
Van Dyke, DeMarcus [CB], Miami	2012		
Varrichione, Frank [T], Notre Dame	1955-60		
Vaughan, John [QB], Indiana [Pa.]	1933-34		
Veals, Elton [RB], Tulane	1984		
Veasey, Craig [OL], Houston	1990-91		
Velasco, Fernando [C/G], Georgia	2013		
Ventrone, Ross [S], Villanova	2014		
Victorian, Josh [CB], Louisiana Tech	2012		
Vidoni, Vic [E], Duquesne	1935-36		
Vincent, Keydrick [G], Mississippi	2001-04		
Vincent, Shawn [CB], Akron	1991		
Von Delhoffen, Kimo [DL], Boise State	2000-05		
Voss, Lloyd [T], Nebraska	1966-71		
Vrabel, Mike [LB], Ohio State	1997-00		
W			
Wade, Bob [DB], Morgan State	1968		
Wade, Tom [DB], Texas	1964-65		
Wager, Clint [E], St. Mary's Minn.	1944-0		
Wagner, Mike [S], Western Illinois	1971-80		
Walden, Bob [P], Georgia	1968-77		
Walker, Sammy [CB], Texas Tech	1991-92		
Wallace, Mike [WR], Mississippi	2013-14		
Wallace, Cody [G], Texas A & M	2009-12		
Wallace, Ryan [RB], Purdue	1989		
Wallace, Rian [LB], Temple	2005-06		
Walsh, Bill [C], Notre Dame	1949-55		
Ward, Hines [WR], Georgia	1998-11		
Warren, Bust [B], Tennessee	1945		
Warren, Greig [LS], North Carolina	2005-14		
Warren, Xavier [DE/DT], Tulsa	1987		
Washington, Anthony [CB], Fresno State	1981-82		
Washington, Clarence [OT], Arkansas AM & N	1969-70		
Washington, Dewayne [CB], N.C. State	1998-03		
Washington, Nate [WR], Tiffin	2005-08		
Washington, Robert [OT], Alcorn State	1987		
Washington, Sam [CB], Miss. Val. State	1982-85		
Watkins, Tom [B], Iowa State	1968		
Watson, Allen [K], Newport [Wales]	1970		
Webb, B.W. [CB], William & Mary	2014		
Watson, Sid [B], Northeastern	1955-57		
Webster, Elcardo [LB], Rutgers	1992		
Webster, George [LB], Michigan State	1972-73		
Webster, Mike [C], Wisconsin	1974-88		
Weed, Thurlow [K], Ohio State	1955		
Weinberg, Henry [G], Duquesne	1934		
Weinstock, Izzy [B], Pitt	1937-38		
Weisenbaugh, Henry [B], Pitt	1935		
Wells, Billy [B], Michigan State	1957		
Wendick, Joe [E], Oregon State	1941		
Wenzel, Ralph [E], Tulane	1942		
Wenzel, Ralph [G], San Diego State	1966-70		
Westerman, Jamaal [LB], Rutgers	2013		
Westfall, Ed [B], Ohio Wesleyan	1933		
Wetzel, Damon [B], Ohio State	1935		
Wheaton, Markus [WR], Oregon State	2013-14		
Wheeler, Ernie [B], North Dakota State	1939		
Whelan, Tom [B], Catholic U.	1933		
Whimpre, Guy [OT], East Carolina	2013		
White, Byron [B], Colorado	1938		
White, Dwight [DE], East Texas State	1971-80		
White, Paul [B], Michigan	1947		
Wiehl, Joe [T], Duquesne	1935		
Wiggins, Paul [DT], Oregon	1997		
Willburn, J. R. [WR], South Carolina	1966-70		
Wilcoits, Solomon [S], Colorado	1992		
Wiley, Jack [T], Waynesburg	1946-50		
Wilkinson, Eric [RB-WR], Kent State	1989		
Williams, Albert [LB], UTEP	1987		
Williams, Dave [WR], Washington	1973		
Williams, Dor [G], Texas	1941		
Williams, Eric [S], North Carolina State	1983-86		
Williams, Erwin [WR], Maryland State	1969		
Williams, Gerald [NT/DE], Auburn	1986-94		
Williams, Jason [LB], Purdue	1989-92		
Williams, Joe [LB], Grambling	1987		
Williams, Joe [B], Ohio State	1939		
Williams, John L. [FB], Florida	1994-95		
Williams, Nick [DE], Samford	2013		
Williams, Ray [CB], Rhode Island	1987		
Williams, Robert [S], Eastern Illinois	1974		
Williams, Sidney [LB], Southern	1969		
Williams, Trae [CB], South Florida	2009		
Williams, Vince [LB], Florida State	2013-14		
Williams, Warren [RB], Miami [Fla.]	1988-92		
Williams, Willie [CB], Western Car.	1993-96, 2004-05		
Williamson, Fred [B], Northwestern	1960		
Willis, Keith [DE], Northeastern	1982-87, 89-91		
Wilson, Bill [E], Gonzaga	1938		
Wilson, Cedrick [WR], Tennessee	2005-07		
Wilson, Frank [TE], Rice	1982		
Wilson, Kian [LB], South Florida	2013		
Winfrey, Carl [LB], Wisconsin	1972		
Wing, Brad [P], LSU	2014		
Wingle, Blake [G], UCLA	1983-85		
Winston, Dennis [LB], Arkansas	1977-81, 85-86		
Withycombe, Mike [C], Fresno State	1991		
Witman, Jon [FB], Penn State	1996-01		
Wolf, Jim [DE], Prairie View	1974		
Wolfe, Craig [G/OT], Syracuse	1980-89		
Wolford, Will [G/T], Vanderbilt	1996-98		
Womack, Joe [B], Los Angeles State	1962		
Woodard, Ken [LB], Tuskegee Institute	1987		
Woodley, David [DB], LSU	1984-85		
Woodley, LaMarr [LB], Michigan	2007-13		
Woodruff, Dwagene [CB], Louisville	1979-85, 87-90		
Woods, Al [DE], LSU	2011-13		
Woods, Donevan [LB], Oklahoma State	2008-09		
Woods, Rick [S/CB], Boise State	1982-86		
Woodson, Marv [B], Indiana	1964-69		
Woodson, Rod [DB/KR], Purdue	1987-96		
Woolford, Donnell [CB], Clemson	1997		
Worldis, Jason [LB], Virginia Tech	2010-14		
Worley, Tim [RB], Georgia	1989-91, 93		
Woudenberg, John [T], Denver	1940-42		
Wren, Lawrence [B], Missouri	1960		
Wright, Anthony [DB], South Carolina	1999		
Wukits, Al [C], Duquesne	1943-44, 45		
Wyda, Frank [T], Cornell	1947-51		

STEELERS All-Time Roster

Y

Young, Al [WR], South Carolina State	1971-72
Young, Dick [B], Chattanooga	1957
Young, Theo [TE], Arkansas	1987
Young, Walter [WR], Illinois	2006
Younger, Paul [B], Grambling	1958
Yurchey, John [B], Duquesne	1940

Z

Zaninelli, Silvio [B], Duquesne	1934-37
Zereoue, Amos [RB], West Virginia	1999-03
Zgonina, Jeff [DL], Purdue	1993-94
Zimmerman, Leroy [QB], San Jose State	1943*
Zombek, Joe [E], Pitt	1954
Zoppetti, Frank [B], Duquesne	1941
Zumwalt, Jordan [LB], UCLA	2014

ALL-TIME Assistant Coaches

Anderson, Ken	2007-09	Lewis, Marvin	1992-95
April, Bobby	1994-95	Lewis, Tim	1995-03
Archer, Mike	1996-02	Ligascheky, Bob	2007-09
Anians, Bruce	2004-11	Mann, Richard	2013-14
Bach, Joe	1935-36	McGraw, Thurman	1958-61
Ball, Herman	1955	McLaughlin, Leon	1966-68
Bicknell, Jr., Jack	2013	McNally, Johnny "Blood"	1936
Blackledge, Ron	1982-91	McPeak, Bill	1956-58
Bratkowski, Bob	1999-00	Meyers, Bill	1984
Brazil, Dave	1989-91	Michelosen, John	1946-47
Bridgers, John	1969	Mitchell, John	1994-14
Butler, Jack	1961-63	Montgomery, Scottie	2010-12
Butler, Keith	2003-14	Moore, Tom	1977-89
Capers, Dom	1992-94	Mularkey, Mike	1996-03
Carson, Bud	1972-77	Munchak, Mike	2014
Cherundolo, Charles	1948-57, 61	Neale, Greasy	+1943
Clements, Tom	2001-03	Nixon, Mike	1961-65
Coley, Max	1969-71	Olsavsky, Jerry	2010-14
Craft, Russ	1956	Ormiston, Ken	1948-50
Culley, David	1996-98	Painter, Dwain	1988-91
Daniel, James	2004-14	Parilli, Bobe	1971-73
Davis, Robert	1951	Patrick, Frank	1948
DePasqua, Carl	1968	Perles, George	1972-81
DiMancheff, Boris	1958-59	Perry, Darren	2003-06
Dorais, Gus	1952	Perry, Lowell	1957
Doran, Jim	1964-65	Plasman, Dick	1958-61
Dotsch, Rollie	1978-81	Porter, Joey	2014
Dudley, Bill	1956	Radakovich, Dan	1971, 74-77
Dungy, Tony	1981-88	Ramsley, Buster	1962-64
Eatman, Irv	2000	Reese, Cad	1934-36
Erhardt, Ron	1992-95	Riecke, Lou	1970-79
Evans, Walt	1982-88	Robinson, Willy	2001-03
Everest, Al	2010-12	Ronzani, Gene	1954
Fichtner, Randy	2007-14	Rooker, Harvey	1948
Fitzgerald, Dennis	1982-88	Rooney, JP	1934-35
Fletcher, Tom	1966-68	Rust, Rod	1989
Fox, John	1989-91	Sarrett, Shaun	2012-14
Fry, Bob	1969-73	Saxon, James	2014
Furness, Steve	1992-93	Sherman, Ray	1998
Gailey, Chan	1994-97	Skladany, Joseph	1947
Gilbride, Kevin	1999-00	Skoric, Nick	1955-57
Gilmer, Harry	1957-60	Smith, Danny	2013-14
Green, Joe	1987-91	Snyder, Bob	1955
Grimm, Russ	2001-06	Sortet, Wilbur	1940
Guy, John	1992-93	Souchak, Frank	1946
Hackett, Walter	1969-70	Spencer, Kevin	2002-06
Haley, Todd	2012-14	Spezzaferro, John	1976
Handler, Phil	1944	Stautert, Ernie	1963-64
Harrison, Bob	1992-93	Stephenson, Kent	1992-00
Hasielt, Jim	1997-99	Stewart, George	1989-91
Hayes, Jay	1999-01	Stilley, Ken	1959-63
Heffler, Ernie	1965	Sumner, Charley	1969-72
Heinrich, Don	1966-68	Taylor, Hugh	1966-68
Henry, Jack	1990-91	Taylor, Lionel	1970-76
Hoak, Dick	1972-06	Torgeson, LaVerne	1962-68
Hodgson, Pat	1992-95	Uram, Paul	1972-81
Horton, Ray	2004-10	Valesente, Bob	1990-91
Hughes, Jed	1984-88	Walker, Dick	1978-81
Hunter, Hal	1985-88	Walls, Willis	1962-63
Jackson, Kenny	2001-03	Walton, Frank	1947
Jones, Amos	2007-12	Walton, Joe	1990-91
Jones, Edgar	1953	Whipple, Mark	2004-06
Keane, Tom	1965	Whisenhunt, Ken	2001-06
Kiesling, Walt	+1938-39, 41, 49-54, 57-61	Widenhofer, Woody	1973-83
Kolb, Jon	1982-91	Wilson, Kirby	2007-13
Kugler, Sean	2010-12	Wray, Lud	1945
Kuharich, Joe	1946	Zierlein, Larry	2007-09
Lake, Carnell	2011-14	Zook, Ron	1996-1998
Layne, Bobby	1964-65		
LeBeau, Dick	1992-96, 04-14		
Leonard, Jim	1942		
Lewis, Art	1960-61		



> BILL COWHER

ALL-TIME Head Coaches

Coach (Years)	Overall Record**
Austin, Bill (1966-68)	11-28-3 (.298)
Bach, Joe (1935-36, 52-53)	21-27-0 (.438)
Bell, Bert (1941)	0-2-0 (.000)
Cowher, Bill (1992-06)	161-99-1 (.619)
DiMeio, Luby (1934)	2-10-0 (.167)
Donelli, Aldo (1941)	0-5-0 (.000)
Douds, Forrest (1933)	3-6-2 (.364)
Kiesling, Walt (1939-40, 41-44*, 54-56)	30-55-5 (.361)
Leonard, Jim (1945)	2-8-0 (.200)
McNally, Johnny "Blood" (1937-39)	6-19-0 (.240)
Michelosen, Johnny (1948-51)	20-26-2 (.438)
Nixon, Mike (1965)	2-12-0 (.143)
Noll, Chuck (1969-1991)	209-156-1 (.572)
Parker, Raymond "Buddy" (1957-64)	51-47-6 (.490)
Sutherland, Jock (1946-47)	13-10-1 (.563)
Tomlin, Mike (2007-14)	87-50-6 (.635)
Total	618-560-21 (.524)

*Kiesling was co-head coach with Greasy Neale in 1943 (Phil-Pitt.) ** Record includes postseason and with Phil Handler in 1944 (Cast-Pitt.)

STEELERS All-Time Jersey Numbers

00 Johnny Clement (46-48)

0 Jack Collins (62)
Johnny Clement (46-48)

1 Anthony Wright (99), Gary Anderson (82-94), Dave Trout (81), Merlin Condit (40), Warren Heller (36), Zeher (35)

2 Dennis Dixon (08-09), Brian St. Pierre (03-04, 06-07), Todd Peterson (02), Matt George (98), Jon Staggers (70-72), Bill Lajousky (36), Sigurd Sandberg (35)

3 Landry Jones (13-14), Brian Hoyer (12), Jeff Reed (02-10), Kris Brown (99-01), Rohn Stark (95), Mark Royals (92-94), Andy Tomasic (42), Bill Dudley (42), Thomas Thompson (40), Maurice Bray (35)

4 Byron Leftwich (08, 10-12), Tyler Palko (09), Josh Miller (96-03), Dan Strzyzinski (90-91), Andy Tomasic (42), Frank Bykowski (40), Mel Pittman (35)

5 Bruce Gradkowski (13-14), Paul Ermerst (08), David Trout (87r), Craig Colquitt (78-81, 83-84), Terry Hanratty (69-76), John Binotto (42), Henry Bruder (40), George Rado (36), Gene Augustferner (35)

6 Shaun Suisham (10-13) Bubby Brister (86-92), Jim Elliott (67), Chester Johnson (40), Thomas Cosgrove (35)

7 Ben Roethlisberger (04-14), Pete Gonzalez (98-99), Reggie Collier (87r), Jack Kemp (57), John Lyle (56), James Finks (51-52, 54-55), Leroy Zimmerman (43), Reggie Coldagelli (40), Joseph Reznichak (35)

8 Tommy Maddox (01-05), Everett Fisher (40), Joseph Yurcic (40), Albert DeLuca (35)

9 Brad Wing (14), Drew Butler (12), Daniel Sepulveda (07-11), Norm Johnson (95-98), Matt Bahr (79-80), Dick Brown (69), John Foruria (67-68), George Kiick (40), Chas Bush (35)

10 Martavis Bryant (14), Mat McBriar (13), Dennis Dixon (10-11) Antonio Holmes (06-09), Kordell Stewart (95-02), John Bruno (87r), Scott Campbell (84-86), Roy Gerela (71-78), Kent Nix (67-69), Ron Smith (66), Rudy Bukich (60-61), Dan Nolan (59), Earl Morrall (57-58), Alex Sherman (43), Russell Cotton (42), Boyd Brumbaugh (40), Byron (Whizzer) White (38), Dom Cara (37), Wayne Sandefur (36), Stan Olejniczak (35), Marv Ellstrom (35)

11 Markus Wheaton (13-14), Stefan Logan (09), Quincey Morgan (05), Kent Graham (00), Mike Quinn (97), Rick Strom (89-93), Jeff Quinn (82), Gene Mingo (69), Rich Badar (67), Ron Meyer (55), Howard Hartley (49-51), Norm Mosley (48), Curtis Sandig (42), John Schmidt (40), John Yurcic (40), Mike Basrak (37), Maurice Bray (36), John Valenti (35), Van Horn (35)

12 Terry Bradshaw (70-83), Terry Nofsinger (63-64), Jack Scarbath (56-57), Vic Eaton (55), Stan Zajdel (51), Nick Skorich (48), Dick Riffle (42), Morgan Tiller (42), William Patterson (40), Bill Davidson (37), Henry Weisenbaugh (35), Alex Rado (35)

13 Dri Archer (14), Jeremy Kapinos (10-11), Bill Mackrides (54), Lee Mullenaux (36), Raymond Redding (35), Earl Harbes (35)

14 Derek Moye (13), Limas Sweet (08-09), Tom Rouen (02), Shane Edge (96), Neil O'Donnell (90-95), Todd Blackledge (88-89), Alan Watson (70), Bill Shockley (68), Bill Nelsen (63-67), Vic Eaton (54), Ed Kissell (52-54), Lynn Chandnois (51), Ernest Bonelli (46), Joseph Maras (40), George Kase (36-37), George Nicksich (35), John Gildea (35)

15 Josh Brown (14), Willie Reid (06-07), Bobby Shaw (98), Steve Bono (87-88), Mike Kruczek (76-79), George Izo (65), Ed Brown (62-64), Ted Laux (43), Vernon Martin (42), John Blood McNally (37), Vic Vidoni (35), Warren Heller (35)

16 Lance Moore (14), Charlie Batch (02-12), Jim Miller (94-96), Mark Malone (80-82), Neil Graff (76-77), Dock Mosley (69), Ken Hebert (68), Tommy Wade (64-65), John Green (60), Len Dawson (57-59), Dave Androzziejewski (56), Gonzales Morales (47-48), Allan Donelli (42), Carroll Raborn (36-37), Clarence Janecek (35), Ben Ciccone (35)

17 Shayne Graham (13), Mike Wallace (09-12), Mitch Berger (08), Chris Gardocki (04-06), Tee Martin (00-01), Curtis Marsh (97), John Goodson (82), Joe Gilliam (72-75), Dick Shiner (68-69), Ted Marchibroda (55), Paul Held (54), Maurice Duncan (54), Gary Kerkerian (52), Joe Glamp (47-49), Joe Hogue (42), Armand Niccolai (35-37, 40), Bob Hall (35)

18 David Gilreath (12), Walter Young (06), Mike Tomczak (93-99), Harry Newsome (85-89), Cliff Stoudt (77-83), Terry Nofsinger (61-62), Jack Stephans (59), Jack Kemp (57-58), Ted Marchibroda (55-57), Pat Brady (54), Chuck Ortmann (52), Alex Lukachik (42), Frank Sullivan (40), Max Fiske (37), Loran Ribble (35), George Rado (35)

19 Tyler Grisham (09), Andre Coleman (97), David Woodley (84-85), Maury Duncan (56), Pat Stark (56), George Somers (42), Max Fiske (37), Vic Vidoni (36), Alfred Turner (35), Thomas Johnson (35)

20 Will Allen (13-14), Baron Batch (12), Bryant McFadden (05-08, 10-11), Keenan Lewis (09), Dewayne Washington (98-03), Eric Pegram (95-96), Dwight Stone (87-94), Ernest French (82), Rocky Bleier (71-80), Paul Marth (64-69), Jack Stanton (61-62), Bill Butler (61), Jack Morris (60), Don Sutherland (59), Jack Cali (59), Dick Christy (58-59), Eugene Cichowski (57-58), John Howle (56), Gene Rossi (56), Pat Stark (54), Howard Hartley (52), George Sirochman (42), Elmer Hackney (42), George Rondour (35), Wilbur Sortet (34-37, 40)

21 Robert Golden (12-14), Melwede Moore (08-11), Ricardo Colclough (04-06), Amos Zereoue (99-03), Bo Orlando (98), Donnell Woolford (97), Deon Figures (93-96), Richard Bell (90), Greg Lee (88), Eric Williams (83-86), Tony Dungy (77-78), Glenn Scolnick (73), Gene Mingo (70), Jim Shorter (69), Jim Bradshaw (64), Karl Karliwacz (61), Lou Levanti (51), Chuck Cherundolo (42, 48), Lou Tomasetti (40), John Vaughan (35)



> BEN ROETHLISBERGER

STEELERS *All-Time Jersey Numbers*

22 William Gay (07-11, 14), Chris Rainey (12), Duce Staley (04-06), Dee Brown (03), Hank Poteat (00-02), Terrance Joseph (98), John L. Williams (94-95), Larry Griffin (87-93), Rick Woods (82-85), Ernie Pough (76), Dick Corin (74), Bobby Layne (58-62), Richie McCabe (58), Fred Bruneau (57), Lowell Lander (56), Jack Zachary (54), Harold Payne (52), Jerry Nuzum (48-49, 51-52), Ralph Wenzel (42), John Klumb (40), Frank Ivy (40), Silvio Zaninelli (35-37)

23 Mike Mitchell (14), Felix Jones (13), Keenan Lewis (10-12), Tyrone Carter (04-09), Jason Simmons (98-01), Anthony Daigle (94-95), Sammy Walker (91-92), Tim Tyrrell (89), Spark Clark (87), Chris Brown (83-85), Fred Bohannon (82), Mike Wagner (71-80), Bob Campbell (69), Jim "Lannonball" Butler (65-67), Bill "Red" Mack (61-63), Harold Payne (52), Joe Gasparella (51), Ed Paskey (51), Bill Pavlikowski (51), Armand Nicolai (42), John Berdelli (42), Rocco Piro (40), John Gildea (36), _ Oliver (35)

24 Ike Taylor (03-14), Nakia Codie (00), Chris Oldham (95-99), Tim McKyer (94), Richard Shelton (91-93), Rodney Carter (88-89), Rich Erenberg (84-86), J.I. Thomas (73-81), Kenny Graham (70), Jon Henderson (68-69), Jim Bradshaw (64-65), John Sample (61-62), Bob Luna (59), Clive Bullion (59), Billy Wells (57-58), Dick Hughes (57), Henry Ford (56-57), Richie McCabe (55, 58), Russ Craft (54), Claude Hipps (52), Ed Brett (37), John Turley (36), Victor Saufley (35)

25 Brice McCain (14), Ryan Clark (06-13), B.J. Tucker (03), Fred McAfee (95-98), Gary Jones (90-91, 93-94), David Arnold (89), Anthony Tuggle (85-87), Greg Best (83), Marvin Cobb (80), Ray Oldham (78), Ron Shanklin (70-74), Don Shy (67-69), Jerry Simmons (63, 66), Kraig Lofquist (65), Roy Curry (63), David Ames (60), Ray Mathews (52, 54-59), Dick Hendley (51), Jack Butler (50), John Naiota (42), Coley McDonough (40), Vince Sites (36-37), Bill Snyder (35), Ben Smith (34)

26 Le'Veon Bell (13), Will Allen (10-12), Deshea Townsend (98-09), Rod Woodson (87-96), John Swain (85-86), Scoop Gillespie (84), Preston Pearson (70-74), John Sodaski (69), Rocky Bleier (68), Brady Keys (61-67), Joe Scudero (60), Ron Hall (59-60), Gary Glick (57-59), Lou Baldacci (56), Dewey McConnell (54-55), Art DeCarlo (54), Bill Robinson (52), Bill Holcomb (37), Ed Skoronksi (36), Joe Wiehl (35), John Dehler (34)

27 Jonathan Dwyer (10-13), Joe Burnett (09), Anthony Smith (06-08), Willie Williams (04-05), Brent Alexander (00-03), Travis Davis (99), Willie Williams (93-96), Thomas Everett (88-91), Greg Hawthorne (79-83), Glen Edwards (71-77), Clarence Oliver (69-70), Bill Mack (65), Dick Haley (61-64), Dean Derby (57-61), Ted Wegert (57), Gary Glick (56), Lou Baldacci (56), Tad Weed (55), Jim Brandt (52-54), Fran Rogel (51), George Papach (48-49, 51), John Butler (43), Dick Riffe (42), Clarence Thompson (37), Ed McDonald (36), Charles Casper (35), George Kavel (34)

28 Cortez Allen (11-14), Crezdon Butler (10), Jovon Johnson (06), Chris Hope (02-05), Ainstey Battles (00), John Jenkins (98), Alvoid Mays (95), Lupe Sanchez (86-88), Robert Williams (84), Alvin Maxson (77-78), Ocie Austin (70-71), Clendon Thomas (62-68), Henry Clement (61-62), Rex Johnston (60), Don Nikles (60), Don Bishop (59), Jim Smith (59), George Volkert (58), Dick Hughes (57), Lou Cimaroli (56), Leon Campbell (55), Ed Kissell (55), Al Brosky (54), Pat Brady (52), Tony Momsen (51), John Gruble (51), Bob Davis (48-49), Theo Doyle (40-42), Sigurd Sandberg (36-37), _ Chase (35)

29 Shamarko Thomas (13-14), Ryan Mundy (09-12), Chidi Iwuoma (02-06), Lance Brown (98-99), Randy Fuller (95-97), Barry Foster (90-94), Cornell Gowdy (87-88), Ron Johnson (77-84), Brent Sexton (77), John Dockery (72-73), Fred Barry (70), Bob Hohn (65-69), Joe Smaltz (60-63), Walt Williamson (59), Lowell Lander (56), Joe Lamas (42), Don Campbell (40), Stu Smith (37), Ben Smith (35)

30 DeMarcus Van Dyke (12), Chad Spann (11), Roy Lewis (08), Allen Rossum (07), Chad Scott (97-04), Victor Jones (93), Frank Pollard (83-88), Larry Anderson (78-81), Terry Cole (70), Bill Asbury (66-69), Bob Harrison (64), Tom Tracy (58-63), Ed Sears (58), Stan Zajdel (52), Truett Smith (51), Vince Ragunas (49), Bill Garnaas (48), George Gonda (42), Don Looney (42), Stan Pavkov (40), Joe Cardwell (37), John Karcis (36), Norm Greeney (35)

31 Curtis Brown (11-13), Fernando Bryant (08), Mike Logan (01-06), Donnie Shell (74-87), Al Young (72), Carl Crennel (70), Ed Holler (64), C.R. Roberts (59), Larry Krutko (58), Bill Hewitt (43), Bob Masters (43), Tony Bova (42)

32 Franco Harris (72-83), Hubie Bryant (70), Ken Liberto (69), Byron McCabe (68), Joe Womack (62-63), Willie Simpson (61), Ted Wianowski (56), Charles Gauer (43), Tom Brown (42), Ben Vaznelis (42), Henry Marker (34)

33 Isaac Redman (10-12), Gary Russell (07-08), Russell Stuvaints (03-05), R.J. Bowers (01), Richard Huntley (98-00), Byron "Bam" Morris (94-95), Merrill Hoge (87-93), Harvey Clayton (83-86), Anthony Anderson (79), John Fuqua (70-76), Walt Mitchell (69), Theron Sapp (63-65), Dick Young (58), Fran Rogel (54-57), Jerry Shipkey (51-52), George Murphy (51), Charles Seabright (48-49), Stephen Sader (43), Allan Donelli (42), Walter Lamas (42), Walter Strosser (42), George Piatukis (40), John Gildea (37), Joe Malkovich (35), Silvio Zaninelli (34)

34 Ben Tate (14), LaRod Stephens-Howling (13), Rashard Mendenhall (08-12), Verron Haynes (02-07), Tim Lester (95-98), Leroy Thompson (91-93), Walter Abercrombie (82-87), Andy Russell (66-76), Bob Solean (64), Bob Simms (62), Charles Scales (60-61), Leo Elter (58-59), Lem Harkey (55), Paul Cameron (54), Fran Rogel (52), Hubbard Law (42), Warren Heller (34)

STEELERS All-Time Jersey Numbers

35 Ross Ventrone (14), Josh Victorian (12), Baron Batch (11), Trae Williams (09), Corey Ivy (09), Dan Kreider (00-07), Carlos King (98), Fred McAfee (94), Delton Hall (87-91), Ray Williams (87r), Jack Delplaine (76-79), Steve Davis (72-74), Booth Lusteg (68), Tom Watkins (68), John Henry Johnson (60-65), Rudy Hayes (59), Paul Younger (58), Dick Young (57), Charles Shepard (56), Sam Pino (56), Tom Calvin (52, 54-55), Joe Geri (49-51), Bill Dudley (42), John Schiehl (42), Walt Kiesel (37), Ed Karp (36), John Blood McNally (34)

36 Jerome Bettis (96-05), Fred Foggie (94), David Hughes (86), Todd Spencer (84-85), Guy Ruff (82), Wentford Gaines (77), Dave Brown (75), Jim Brumfield (71), Don McCall (69), Charlie Blvins (67), Clarence Peaks (64-65), Andy Russell (64), Wilbert Scott (61), Rudy Hayes (60, 62), Marion Motley (55), Don Samuel (49-50), John Woudenberg (40, 42), Ed Karp (36-37, 40), Basilio Marchi (34)

37 Justin King (12), Anthony Madison (06-11), Ainsley Battles (04), Carnell Lake (89-98), Kelvin Middleton (87r), Donnie Elder (86), Frank Wilson (82), Laverne Smith (77), Bill Cahill (73), Charles Beatty (69-70, 72), Bob Morgan (67), Bob Smith (66), Ken Kirk (62), Mike Henry (60-61), Bo Dickinson (59), Dale Atkinson (57-58), Marion Motley (55), Burrell Shields (54), Jack Wagner (54), Jack Spinks (52), Joe Hollingsworth (51), Henry Minarik (51), Bill McPeak (49), Ernest Steele (43), Clure Mosher (42), Mose Kelsch (34).

> JEROME BETTIS



38 John Clay (11), Carey Davis (07-09), Jon Witman (96-01), Tim Worley (89-91, 93), Rock Richmond (87r), Elton Veals (84), Sidney Thornton (77-81), Ed Bradley (72-75), Earl Gros (67-69), Mike Lind (65-66), Frank Pastin (42), John Love (34)

39 B.W. Webb (14), Isaiah Green (13), Willie Parker (04-09), Erik Totten (02), Darren Perry (92-98), Rick Moser (79-82), Sidney Thornton (78), Bobby Walden (68-77), Larry Krutko (58-61), Allan Cann (58), Sid Watson (55-57), Leo Elter (54), Ed Modzelewski (52), David Bernard (42), George Dobash (42), John Perko (37, 40), Max Fiske (36), Armand Niccolai (34)

40 Josh Harris (14), Marshall McFadden (12), Patrick Cobbs (06), Myron Bell (94-97, 01), Stan Smagala (92), Richard Shelton (90), Eric Wilkerson (89), Dan Reeder (86-87), Anthony Croy (84), Randy Reutershan (78), Preston Carpenter (60-63), Russ Craft (54), George Hughes (51), Mike Rodak (42), Carl Nery (40), Hayden Mayhew (37), Rudy Tesser (34-35)

41 Antwon Blake (13-14), Grant Mason (07), Andre Lott (06), Lee Flowers (95-02), Solomon Wilcots (92), Kevin Smith (91), Chris Sheffield (86-87), Sam Washington (82-85), Tom Moriarty (80), Nat Terry (78), Dennis Meyer (72-73), Larry Elkins (69), Bernie Wyatt (62), Earl Girard (57-58), Fred Bruney (56), Lowell Perry (56), Dick Doyle (55), Johnny Lattner (54), Tony Bova (42)

42 DaMon Cromartie-Smith (11-12), John Kuhn (06), Myron Bell (00), Randy Cuthbert (93), Warren Williams (88-92), Dave Edwards (85-87), Anthony Washington (81-82), Dick Hoak (61-70), Lowe Wren (60), Dick Alban (56-59), Jim Hill (55), Jack Collins (52), Pat Brady (52), Joe Hollingsworth (49-51), Harry Sweesy (51), Ray Evans (48), Walter Kichefski (42), Samuel Boyd (40)

43 Troy Polamalu (03-14), George Jones (97), Steve Avery (94-95), Shawn Vincent (91), Ray Wallace (89), Earnest Jackson (87-88), Tim Harris (83), Frank Lewis (71-77), Erwin Williams (69), Glen Glass (63), Overton Curtis (61), Tom Barnett (59-60), Fay Mitchell (58), William Bowman (57), Jim Hill (55), Jack Hinkle (43)

44 Jamaal Westerman (13), Frank Summers (09-10), Najeh Davenport (06-08), Terry Richardson (96), D.J. Johnson (89-93), Rodney Carter (87), Henry Odom (83), Frank Pollard (80-82), Mike Collier (75-76), Lee Calland (69-72), Bob Wade (68), Bill Daniels (61-66), Bert Rechichar (60), Art Davis (58), Earl Girard (57), Vic Pollock (52), Ray Mathews (51), Dick Hensley (51), Tony Compagno (48), John Sanderson (42), Stu Smith (40), Carl Littlefield (41), Bill Breedon (37), Forrest Douds (34-35)

45 Leonard Pope (12), Chris Fuamatu-Ma'aafa (98-02), Chuck Sanders (86-87), Russell Davis (80-83), Jim Allen (74-77), John Nice (69), Dick Compton (67-68), Ralph Felton (58), Brad Myers (57), Art Davis (56), Paul Cameron (54), Bob Cifers (47-48), Walter Kichefski (40, 42), Norm Greeney (34)

46 Will Johnson (12-14), Arnold Harrison (05), Dante Brown (03), Troy Sadowski (97-98), Reggie Harrison (74-77), Warren Bankston (69-73), Chet Anderson (67), Frank Lambert (65-66), Phil King (64), Bob Ferguson (62-63), Bob Coronado (61), Fred Williamson (60-61), Charley Tolar (59), Billy Reynolds (58), Bill Walsh (49-51), Ed Ryan (48), Arthur Albrecht (42)

47 Ron Stanley (06), Scott Shields (99-00), Bruce Jones (87r), Cameron Riley (87), Steve Morse (85), Mel Blount (70-83), Marv Woodson (64-69), Jackie Simpson (61-62), Dick Moegele (60), Izzy Weinstock (37), Ed Matesic (36)

48 Matt Cushing (00-04), A.J. Ofo-dile (95), David Little (81), John Rowser (70-73), Gary Ballman (62), Leroy Reed (58), Lionel Reed (56), Joe Gasparella (48-51), Eberle Schultz (42), Jesse Quatta (34)

49 Sean McHugh (08-09), Barron Miles (95), Dwayne Woodruff (79-90), Ralph Anderson (71-72), John Sodaski (70), Lou Harris (68-69), Amos Bullock (66), Bob Sherman (64-65), Ronnie Hall (59), William Bowman (57), Lynn Chandnois (52, 54-56), Charles Ortmann (51), Jerry Shipkey (48-49), Bob Thurban (43)

STEELERS All-Time Jersey Numbers

50 Ryan Shazier (14), Larry Foote (02-08, 10-13), Rocky Bolman (09), Earl Holmes (96-01), Reggie Barnes (93), David Little (80-92), Darryl Knox (87), Tom Graves (79), Jim Clack (69-77), Bill Saul (64, 66-68), John Reger (55-63), Stan Sheriff (54), Melvin Fulwyler (54), George Tarasovic (52), Al Wukits (43), Harold Hinte (42), Nick Studen (42), John Noppenburg (40)

51 Sean Spence (12-14), James Frazier (02-11), Mike Jones (01), Carlos Emmons (96-99), Ed Robinson (94), Chuck Lanza (88-89), Paul Oswald (87), John Lott (87), Dan Turk (85-86), Loren Toews (73-83), Bob Maples (71), Jim Powell (66), Ken Henson (65), Buzz Nutter (61-64)

52 Mike Webster (74-89), Jim O'Shea (71), Sid Williamson (69), Mike Connelly (63), Gene Green (65), Jack Klotz (59), George Tarasovic (57-58), Charles Lattimer (54), Ray Graves (43)

53 Maurkice Pouncey (10-14), Bruce Davis (08), Clark Haggans (00-07), Steven Conley (96-98), Bryan Hinkle (81-93), Dennis Winston (77-81), Greg Blankenship (76), Ray Pinney (76), Henry Davis (70-73), John Campbell (65-69), Ken Kirk (62), George Tarasovic (56), Theo Grabinski (40), Byron Haines (37)

54 Chris Carter (11-13), Andre Frazier (07-09), Rian Wallace (05-06), Mike Schneck (99-04), Donta Jones (95-98), Hardy Nickerson (87-92), Fred Small (85), Craig Bingham (82-84, 87), Zack Valentine (79-81), Dave LaCrosse (77), Marv Kellum (74-76), Doug Fisher (69-70), Max Messner (64-65), Val Jansante (46-51)

55 Arthur Moats (14), Stevenson Sylvester (10-13), Patrick Bailey (08-09), Marquis Cooper (07), Joey Porter (99-06), Jerry Olsavsky (90-97), Darin Jordan (88), Ken Woodard (87), Dennis Winston (85-86), Rick Donnalley (82-83), Jon Kolb (69-81), Pat Killorin (66), Dan James (60), Buck Grover (59), John Cenci (56), Lou Tepe (55), Tony Momsen (51), Charles Mehelich (46-51), Milt Simington (42)

56 Jordan Zumwalt (14), LaMarr Woodley (07-13), Chukky Okobi (01-06), Mike Vabel (98-00), Patrick Scott (95-96), Rico Mack (93-94), Rob McGovern (91), Tyrone Stowe (87), Robin Cole (77-87), Ray Mansfield (68-76), Bob Rowley (63), George Tarasovic (56), Marvin Matuszak (55), Fred Broussard (55), Bill Walsh (51-52, 54), Bob Balog (49-50, 51)

57 Terence Garvin (13-14), Adrian Robinson (12), Mortty Ivy (11), Keyaron Fox (08-10), Clint Kriewaldt (03-07), John Fiala (98-02), Eric Ravotti (94-96), Jerrol Williams (90-92), Mike Merriweather (82-87), Sam Davis (67-79), Art Hunter (65), Ed Beatty (57-61), Jim Taylor (56-57), Dick Flanagan (54-55), Frank Sinkovitz (47-52)

58 Jack Lambert (74-84), Chuck Allen (70-71), Ed Pine (65), Gail Clark (63), Roger Pillath (60)

59 Todd Seabaugh (84), Jack Ham (71-82), Ray May (67-69), Lou Levanti (51-52), Paul O'Brien (51)

60 Greg Warren (05-14), Diver Ross (00), Anthony Brown (99), Mark Rodenhauser (98), Kendall Gammon (92-95), Brian Blankenship (87-91), Randy Rasmussen (86), Ben McGee (64-72), Rudy Hayes (61), Don Rohrer (60), Dale Dodrill (51-52, 54-59), Paul Salata (51), Leo Nobile (48-49), Ed Michaels (43)

61 Fernando Velasco (13), Chris Scott (10), Jared Retkofsky (08-09), Sean Mahan (07), Jeff Smith (02), Tom Myslinski (00), Greg Black (95), Tim Simpson (94), Dean Caliguire (91), Charlie Dickey (87), Blake Wingle (83-85), Tyrone McGriff (80-82), Brian Stenger (69-73), Jerry Mazzanti (67), Eli Strand (66), Fran Mallick (65), Riley Gunnels (65), Ed Meyer (60), Ted Karras (58-59), Marv McFadden (56), Marv Matuszak (55), Lou Tepe (54-55), Dick Miller (52), Gordon Paschka (43)

62 Daniel McCullers (14), Eric Olsen (13), John Malecki (12), Justin Hartwig (08-09), Marvin Philip (06), Roger Duffy (98-01), Tom Myslinski (96-97), Todd Kalis (94), Tunch Ilkin (80-92), Jim Wolf (74-75), Ralph Welzel (66-71), Mike Sandusky (57-65), Art Michalik (55-57), Pete Ladygo (54), Dick Tomlinson (51-52), Steve Suhey (48-49)

63 Dermontti Dawson (88-00), Pete Rostovsky (84-86), Thom Dornbrook (79), Ernie Holmes (72-77), Rod Breedlove (65-67), Art Anderson (63), Pete Perrault (62), Jim Palmer (61), John Perkins (59), Bob Dougherty (58), George Tarasovic (56), Hal Hunter (56), Al Maier (55), Bill Pearman (54), Darrell Hogan (49, 51-52), Dick Mace (51)

64 Nik Embernate (13), Doug Legursky (09-12), Jeff Hartings (01-06), Kenny Davidson (90-93), Jerry Reese (88), Alan Huff (87), Edmund Nelson (82-87), Steve Furness (72-80), Chuck Hinton (64-71), John Kapele (60-62), Bill Krisher (58-59), Bill Priatko (57), Bill Michael (57), Marv Matuszak (56-57), Don Penza (56), Don Earley (56), Joe Tyrell (55), Rudy Andabaker (52-54), Bryant Meeks (47-48), Clark Goff (40), John Karcis (37)

65 Al Woods (11-13), Kraig Urbik (09), Jeremy Parquet (07-08), Rich Tulski (00-01), Alan Fanecca (98-99), John Jackson (88-97), Jim Boyle (87), Ray Pinney (85-87), Tom Beasley (78-83), Lloyd Voss (66-71), Bob Nichols (65), Tom Bettis (62), John Nisby (57-61), Bob O'Neil (57), Ralph Jecha (56), Wayne Edmonds (56), George Hughes (51-52, 54-55), Louis Allen (51), John Mastrangelo (48)



> JACK HAM

STEELERS All-Time Jersey Numbers

- 66** David DeCastro (12-14), Tony Hills (08-10), Alan Faneca (98-07), Jim Sweeney (96-99), Tom Newberry (95), Siulagi Palelei (94), Donald Evans (90-93), Mark Behning (86), Ted Petersen (77-83), Bruce Van Dyke (67-73), Myron Pottios (61-63, 65), Dick Campbell (58-60), Aubrey Rozelle (57), Gerald Leahy (57), George Kennard (57), Marv Matuszak (56), John Schweder (54-55), Pete Ladygo (52), Don Samuel (49,51)
- 67** Wesley Johnson (14), Levi Brown (13), Kimo von Oelhoffen (00-05), Shar Pourdanesh (99), Jamain Stephens (96-98), Duval Love (92-94), Mike Hinnant (89), Gary Dunn (76, 78-87), Craig Hanneman (72-73), Clarence Washington (69-70), Dick Capp (68), Bob Schmitz (61-64, 66), Earl Butler (60), Claude Billingsley (59), John Nisby (57), Ralph Freeman (57), Jerry Jacobs (56), Nick Feher (55), George Oneskey (55), Truett Smith (52), Enio Conti (43)
- 68** Kelvin Beachum (12-14), Chris Kemoeatu (05-11), Keydrick Vincent (01-04), Shar Pourdanesh (00), Brenden Stai (95-99), Lonnie Palelei (93), Mike Withycome (91), Lorenzo Freeman (87-90), Jeff Lucas (87), L.C. Greenwood (69-81), Mike Magac (65-66), Ron Stehower (60-64), Mike Henry (59), Bob Dougherty (58), Ed Beatty (57), Frank Palmisano (54), John Schweder (51-52), Alex Aurilio (51), Floyd Simpson (51)
- 69** Brian Arnfeld (13), Hebron Fangupo (12), James Meredith (11), Steve McLendon (10), Jason Capizzi (07-08), Ariel Solomon (91-95), Ben Thomas (88), David Opar (87), Gabe Rivera (83), Fred Anderson (78), Jerry Hillebrand (68-70), Buck Grover (60), Bob Stark (59), Mike Iannucci (56)
- 70** Ernie Stautner (51-63), Darwin Horn (51)
- 71** Clifton Geathers (14), David Snow (13), Chris Scott (11), Flozell Adams (10), Scott Paxson (08), Todd Fordham (03), Larry Tharpe (00), Orpheus Roye (96-99), Dan Fike (93), Tom Ricketts (89-91), Ted Petersen (87), Emil Boures (83-84), Gordon Gravelle (72-76), Dick Arndt (61), Charles Bradshaw (61-66), Ken Longenecker (61), Joe Lewis (58-60), John Coyne (56), Frank Kilroy (43)
- 72** Cody Wallace (13-14), Jonathan Scott (10-11), Darnell Stapleton (07-09), Barrett Brooks (03-05), Wayne Gandy (99-02), Bernard Dafney (96), Leon Searcy (92-95), Buddy Augdelette (87), Ray Snell (84-85), Gerry Mullins (71-79), Joe Greene (69), Fran O'Brien (66-68), Ray Lemek (62-65), Dick Klein (61), Byron Beams (59-60), John Simerson (59), Darrell Dess (58), Bill Schmitt (58), Willie Lee (57), Sid Fournet (57), Bob Gaona (54-57), Earl Murray (52), Alex Smail (52), Paul Lea (51), Dale Dodrill (51), Red Moore (47-49), Ted Doyle (43)
- 73** Ramon Foster (09-14), Kendall Simmons (02-08), Chris Combs (00-01), Justin Strzelczyk (90-99), Craig Wolfley (80-89), Rick Druschel (74-75), Rick Sharp (70-71), Ernie Ruple (68-69), Ray Mansfield (63-67), Frank Atkinson (63), John Baker (62), George Balthazar (61), Will Renfro (60), Ray Fisher (59), Fran Holohan (56), Carl Holben (54), Joseph Fagan (54), Frank Letteri (52), Louis Allen (51-52), Darrell Hogan (51), Bill Cregar (48)
- 74** Chris Hubbard (14), Willie Colon (06-12), Jim Jones (04), Chris Sullivan (00), Nolan Harrison (97-99), Terry Long (84-91), Mark Kirchner (83), Ray Pinney (76-82), Dave Reavis (74-75), Tom Keating (73), John Brown (67-71), Riley Gunnels (65-66), Urban Henry (64), Lou Cordileone (62-63), John Kensonson (62), George Strugar (62), George Denko (61), Frank Varichione (55-60), John Lapsley (54), Pete Ladygo (52)
- 75** Joe Greene (69-82), Ken Kortas (65-69), Joe Krupa (56-64), Nick Bolkovac (54), Dick Fugler (52), Jack Gearing (52), George Hays (51), John Schweder (51), Jack Wiley (48-49)
- 76** Mike Adams (12-14), Chris Hoke (01-11), Kevin Henry (93-00), Rollin Putzier (88), Jerry Quick (87), Glen Howe (85), John Banaszak (75-81), Glen Ray Hines (73), Burt Askson (71), Mike Haggerty (67, 69-70), Gene Lipscomb (61-62), Ken Longenecker (60), George Belotti (59), Bill McClung (55-58), Pete Ladygo (54-55), Don Tasotti (54), Doug Conaway (52), Tom Brown (42)
- 77** Marcus Gilbert (11-14), Dorian Brooks (10), Sunny Harris (09), Marvel Smith (00-08), Kris Farris (99), Will Wolford (96-98), Carlton Haselrig (90-93), Jim Boyle (87-88), Mark Smith (87), Steve August (84), Steve Courson (78-83), Charlie Davis (74-75), Mel Holmes (71-73), Mike Taylor (68-69), Dan James (61-66), Billy Ray Smith (58-60), Tom O'Brien (58), Gus Cifelli (54), Tom Palmer (54-55), John Schweder (52), Walter Sztot (52), Ray Mathews (51), Bob Gage (49-50), Paul Davis (48)
- 78** Guy Whimper (13), Max Starks (04-12), Mathias Nkwenti (01-03), Chris Conrad (98-99), Taase Faumui (94-95), Garry Howe (92), Tim Johnson (87-89), Mark Catano (84-85), Dwight White (71-80), Frank Parker (68-69), John Baker (63-67), Dick Loncar (60), Dave Liddick (57), John Muldowney (56), Lou Ferry (52, 54-55), George Nicksich (52), Carl Samuelson (51), Nick DeRosa (51)
- 79** Trai Essex (05-11), Oliver Ross (01-04), Paul Wiggins (97), James Parrish (95), John Rienstra (86-90), Larry Brown (77-84), Larry Gagner (66-69), Lou Michaels (61-63), John Scott (60), Riley Gunnels (59), John Simerson (58), Tom Gulan (57), Dick Murley (56), Jim Emmons (57), Dick Modzelewski (55), Ernie Cheatham (54), Walter Barnes (52), Frank Wydo (47-51), Vic Sears (43)
- 80** Plaxico Burress (00-04, 12-13), Limas Sweed (10), Cedrick Wilson (05-07), Matt Cushing (99), Jahine Arnold (96-99), Johnnie Barnes (95), Charles Davenport (92-94), Mark Stock (89), Theo Young (87), Russell Hairston (87), Warren Seitz (86), Frank Pokorny (85), Wayne Capers (83-84), Joe Fowlkes (60), Jack Butler (51-59), George Hays (51)
- 81** David Paulson (12-13), Arnaz Battle (10-11), Dallas Baker (08), Sean Morey (04-06), Freddie Milons (03), Marco Battaglia (02), Dan O'Leary (02), Troy Edwards (99-01), Charles Johnson (94-98), Jeff Graham (91-93), Mike Hinnant (88), Lyncel Alston (87), Darrell Nelson (84-85), Paul Skansi (83), Elbie Nickel (48-49, 51-57)
- 82** Michael Palmer (13-14), Jamie McCoy (12), Wesley Saunders (11), Antwaan Randle El (02-05, 10), Bobby Shaw (99-01), Henry Bailey (98), Yancey Thigpen (92-97), Derek Hill

STEELERS All-Time Jersey Numbers

(89-90), John Stallworth (74-87), Dave Williams (73), Dennis Hughes (70-71), John Hilton (65-69), Chuck Logan (64), Tom Miner (58), Bob Gunderman (57), Don Fritz (56), Ed Meadows (55), Pat Brady (55), Joe Zombek (44), Ernie Cheatham (54), Bill Pearman (54), George Hays (52), Henry Minarik (51), Bill Long (49-50)

83 Heath Miller (05-14), Chris Doering (03-04), Lenzie Jackson (01-02), Kamil Loud (00), Malcolm Johnson (99-00), David Dunn (98), Andre Coleman (98), Corey Holiday (95-97), Louis Lipps (84-91), Melvin Anderson (87), Willie Sydnor (82), Theo Bell (76-80), Barry Pearson (72-73), Don Alley (69), Mike Clark (64-67), John Brown (61), Buddy Dial (59), Dick Lucas (59), Ed Bemet (58), John Nisby (57), Leo Bigbie (57), Fred Glatz (56), Ed Berner (55), Dewey Brundage (54), Kirk Hinderliter (54), Roger Bradford (54)

84 Antonio Brown (10-14), Joey Galloway (09), Jerame Turman (99-07), Harold Bishop (98), Kirk Botkin (96-97), Tracey Greene (95), Walter Rasby (94), Tim Jordan (92-93), Mike Mularkey (89-91), Jeff Markland (88), Danzell Lee (87), Glenn McCombs (86-87), Chris Kolodziejcki (84), Randy Grossman (74-80), Chuck Dicus (73), Tony Jeter (66-68), Lee Folkins (65), Buddy Dial (60-63), Gern Nagler (59), R.K. Brown (59), Bill McPeak (51-52, 54-57), Larry Cabrelli (43)

85 Darius Heyward-Bey (14), David Johnson (09-13), Nate Washington (05-08), Jay Riemersma (03-04), John Allred (02), Cory Geason (00-01), Mitch Lyons (97-99), Jonathan Hayes (94-96), Craig Keith (93), Russ Campbell (92), Terry O'Shea (89-90), Troy Johnson (88), Calvin Sweeney (80-87), Ernie Pough (76-77), Dave Davis (73), Bob Adams (69-71), Jerry Marion (67), Gary Ballman (63-66), Bob Schnelker (62), Clayton Tave (60), Don Bishop (58-59), Bill Michael (57), Joe O'Malley (55-56), Joe Zombek (54-55), Dick Hensley (52), Val Jansante (51), Fred Smith (51), Tony Bova (43)

86 Hines Ward (98-11), John Farquhar (96), Damon Mays (95), Eric Green (90-94), Preston Gothard (85-88), Ralph Britt (87), Gregg Garrity (83-84), Jim Smith (77-82), Reggie Garrett (74-75), Glenn Scolnick (73), J.R.

Wilburn (66-70), John Burrell (62-64), Len Burnett (61), Jimmie Orr (58-60), Jon Evans (58), Perry Richards (57), Bob O'Neil (56-57), Ed Meadows (55), Pat O'Donohue (55), Don Fritz (54), Tom Jelley (51-52), Charles Mehelich (51), Carl Samuelson (49,51)

87 Matt Spaeth (13), Tim Euhus (06), Walter Rasby (04), Mark Bruener (95-03), Craig Keith (94), Adrian Cooper (91-93), Weegie Thompson (84-89), John Rodgers (82-83), Johnny Dirden (81), Jim Mandich (78), Larry Brown (71-76), Roy Jefferson (65-69), Don Larose (64), Glen Glass (62), Harlon Hill (62), John Simko (61), Jack McClairn (55-60), Leo Davis (54)

88 Emmanuel Sanders (10-13), Jon Dekker (07-08), Matt Kranchick (04), Terance Mathis (02), Tim Baker (01), Courtney Hawkins (97-00), Andre Hastings (93-96), Mark Didio (92), Chris Calloway (90-91), Jason Johnson (89), Joey Clinkscales (87-88), Jessie Britt (86), John Rodgers (84), Craig Dunaway (83), Lynn Swann (74-82), Dave Smith (70-72), Dick Kotite (68), Steve Smith (66), John Powers (61-65), Bob Schnelker (61), Steve Meilinger (61), Gary Chestang (61), Pete Brewster (59-60), Tom Miner (58-59), Hal Smith (58), John Stock (56), George Sulima (52, 54, 56), George Nicksich (51)

89 Matt Spaeth (14), Jerricho Cotchery (11-13), Matt Spaeth (07-10), Lee Mays (02-06), Will Blackwell (97-01), Ernie Mills (91-96), Charles Lockett (87-88), Bennie Cunningham (76-85), John McMakin (72-74), Marsh Cropper (67-69), Jim Kelly (64), Bobby Joe Green (60-61), Tom Barnett (59-60), Dick Lasse (58-59), Perry Richards (57), Jack O'Brien (54-57), Pat Smithwick (52), Ernie Stautner (51), Pete Barbolak (49), Tom Miller (43)

90 Steve McLendon (11-14), Thaddeus Gibson (10), Travis Kirschke (04-09), Erik Flowers (03), Justin Kurpeikis (01-02), Donnell Thompson (00), Reggie Lowe (99), Bill Johnson (95-96), Jeff Zgonina (93-94), Huey Richardson (91-92), Tyrone Stowe (87-90), Steve Apke (87), Bob Kohrs (81-85), George Webster (72-73), Dick Lasse (58), Leon Jamison (58), John Howie (56)

91 Stephon Tuitt (14), Nick Williams (13), Brandon Johnson (12), Aaron Smith (99-11), Israel Raybon (96), Kevin Greene (93-95), Craig Veasey (91), Jerrol Williams (89), Gregg Carr (85-88), Dan McBride (56)

92 James Harrison (04-12, 14), Hebron Fangupo (13), Jason Gildon (94-03), Elnardo Webster (92), Jerry Olsavsky (89), Michael Minter (87), Keith Gary (83-88), Larry Aldrich (58), Dom Penza (56)

93 Jason Worilds (11-14), Nick Eason (07-10), Rodney Bailey (06), James Harrison (02), Joel Steed (92-99), Keith Willis (81-87, 89-91), John Stock (56)

94 Lawrence Timmons (07-14), Chad Brown (93-96, 06), Andre Frazier (05), Rodney Bailey (01-03), Jeremy Staat (98-00), Jeff Brady (91), Albert Williams (87), Terry Echols (84), Dick Murley (56)

95 Jarvis Jones (13-14), Alameda Ta'amu (12), Corbin Bryant (11), Donovan Woods (08-09), Ryan McBean (07), Richard Siegler (06), Marquis Cooper (06), Alonzo Jackson (03-04), Mike Jones (02), Greg Lloyd (88-97), Jackie Cline (87), Xavier Warren (87), John Goodman (81-85)

96 Cam Thomas (14), Ziggy Hood (09-13), Orpheus Roye (08), Shaun Nua (05), Kendrick Clancy (00-04), Mike Vrabel (97), Brentson Buckner (94-96), Ricky Sutton (93), Jackie Cline (87), Anthony Henton (86, 88)

97 Cameron Heyward (11-14), Jason Worilds (10), Arnold Harrison (06-09), Kendrick Bell (01-04), Chad Kelsay (99), Rod Manuel (97-98), Ray Seals (94-96), Aaron Jones (88-92), Joe Williams (87)

98 Vince Williams (14), Casey Hampton (01-12), Ernie Brown (99), Oliver Gibson (95-98), Gerald Williams (86-94)

99 Brett Keisel (02-14), Levon Kirkland (92-00), A.J. Jenkins (89-90), Darryl Sims (85-86), Avon Riley (87), Michael Minter (87)

STEELERS All-Time Draft Picks

2015 - 15th Overall (2 offensive, 6 defensive)

Rd	Player	School	Pk(Overall)
1.	Bud Dupree (LB)	Kentucky	22
2.	Senguez Golsen (CB)	Mississippi	56
3.	Sammie Coates (WR)	Auburn	87
4.	Doran Grant (CB)	Ohio State	121
5.	Jesse James (TE)	Perin State	160
6a.	Leterrius Walton (DE)	Central Michigan	199
6b.	Anthony Chickilla (LB)	Miami [Compensatory selection]	212
7.	Gerod Halliman (S)	Louisville	218

2014 - 15th Overall (4 offensive, 5 defensive)

Rd	Player	School	Pk(Overall)
1.	Ryan Shazier (LB)	Ohio State	15
2.	Stephon Tuitt (DE)	Notre Dame	46
3.	Dri Archer (WR/RB)	Kent State [Compensatory selection]	97
4.	Martavis Bryant (WR)	Clemson	118
5a.	Shaquille Richardson (CB)	Arizona	157
5b.	Wesley Johnson (OL)	Vanderbilt [Compensatory selection]	173
6a.	Jordan Zumwalt (LB)	UCLA	192
6b.	Daniel McCullers (DL)	Tennessee [Compensatory selection]	215
7.	Rob Blanchflower (TE)	Massachusetts	230

2013 - 17th Overall (4 offensive, 5 defensive)

Rd	Player	School	Pk(Overall)
1.	Jarvis Jones (LB)	Georgia	17
2.	Le'Veon Bell (RB)	Michigan State	48
3.	Markus Wheaton (WR)	Oregon State	79
4a.	Shamarko Thomas (S)	"Sycamore"	111
4b.	Landry Jones (QB)	Oklahoma	115
5.	Terry Hawthorne (CB)	Illinois	150
6a.	Justin Brown (WR)	Oklahoma	186
6b.	Vince Williams (LB)	Florida State [Compensatory selection]	206
7.	Nick Williams (DT)	Samford	223

* Acquired 14th pick in the fourth round (111th overall) via a trade with Cleveland. The Steelers traded their 2014 third-round selection to Cleveland in return.

2012 - 24th Overall (6 offensive, 3 defensive)

Rd	Player	School	Pk(Overall)
1.	DeCastro, David (OG)	Stanford	24
2.	Adams, Mike (OT)	Ohio State	56
3.	Spence, Sean (LB)	Miami (Fla.)	86
4.	Ta'amu, Alameda (DT)	Washington*	109
5.	Ramey, Chris (RB)	Florida	159
7a.	Clemons, Toney (WR)	Colorado	231
7b.	Paulson, David (TE)	Oregon [Compensatory selection]	240
7c.	Frederick, Terrence (CB)	Texas A&M [Compensatory selection]	246
7d.	Beachum, Kelvin (OG)	SMU [Compensatory selection]	248

* Traded original fourth-round selection (119th overall) and sixth-round selection (193rd overall) to Washington in return for the 109th overall pick

2011 - 31st Overall (3 offensive, 4 defensive)

Rd	Player	School	Pk(Overall)
1.	Hegward, Cameron (DE)	Ohio State	31
2.	Gilbert, Marcus (OT)	Florida	63
3.	Brown, Curtis (CB)	Texas	95
4.	Allen, Cortez (CB)	The Citadel	128
5.	Carter, Chris (LB)	Fresno State	162
6.	Williams, Keith (OG)	Nebraska	196
7.	Batch, Baron (RB)	Texas Tech	232

2010 - 18th Overall (5 offensive, 5 defensive)

Rd	Player	School	Pk(Overall)
1.	Pouncey, Maurkice (C)	Florida	18
2.	Worlds, Jason (LB)	Virginia Tech	52
3.	Sanders, Emmanuel (WR)	Southern Methodist	82
4.	Gibson, Thaddeus (DE)	Ohio State	116
5a.	Scott, Chris (OT)	Tennessee	151
5b.	Butler, Crezdon (CB)	Clemson [Compensatory selection]	164
5c.	Sylvester, Stevenson (LB)	Utah [Compensatory selection]	166
6a.	Dwyer, Jonathan (RB)	Georgia Tech	188
6b.	Brown, Antonio (WR)*	Central Michigan	195
7.	Worthington, Doug (DT)	Ohio State [Compensatory selection]	242

* Acquired the 195th selection and CB Bryant McFadden from Arizona in exchange for the Steelers' 155th overall selection;

** Pittsburgh traded its seventh-round pick (225th overall) to Tampa Bay for QB Byron Leftwich.

2009 - 32nd Overall (5 offensive, 4 defensive)

Rd	Player	School	Pk(Overall)
1.	Hood, Evander "Ziggy" (DE/DT)	Missouri	32
2.	Choice to Denver		
3a.	Urbik, Kraig (OG)	Wisconsin [Choice from Denver]	79
3b.	Wallace, Mike (WR)	Mississippi [Choice from Denver]	84
3c.	Lewis, Keenan (CB)	Oregon State	96
4.	Choice to Denver		
5a.	Burnett, Joe (CB)	Central Florida	168
5b.	Summers, Frank (RB/FB)	UNLV [Compensatory selection]	169
6.	Harris, Ra'Shan "Sunny" (DT)	Oregon	205
7a.	Shipley, A.O. (C)	Penn State [Choice from Tampa Bay]	226
7b.	Johnson, David (TE)	Arkansas State	241

2008 - 23rd Overall (4 offensive, 3 defensive)

Rd	Player	School	Pk(Overall)
1.	Mendenhall, Rashard (RB)	Illinois	23
2.	Sweed, Limas (WR)	Texas	53
3.	Davis, Bruce (LB)	UCLA	88
4.	Hills, Tony (OL)	Texas*	130
5.	Dixon, Dennis (DB)	Oregon	156
6a.	Humpal, Mike (LB)	Iowa	188
6b.	Mundy, Ryan (S)	West Virginia	194
7.	Choice to Atlanta		

* Traded from 123rd to 130th with the NY Giants. Received Giants' 6th round choice

2007 - 15th Overall (3 offensive, 4 defensive, 1 punter)

Rd	Player	School	Pk(Overall)
1.	Timmons, Lawrence (LB)	Florida State	15
2.	Woodley, LaMarr (LB)	Michigan	46
3.	Spaeth, Matt (TE)	Minnesota	77
4a.	Sepulveda, Daniel (P)	Baylor*	112
4b.	McBean, Ryan (DE)	Oklahoma State [Compensatory selection]	132
5a.	Stephenson, Cameron (OG)	Rutgers	156
5b.	Gay, William (CB)	Louisville [Compensatory selection]	170

6. Choice to Green Bay
7. Baker, Dallas (WR) Florida 277
* Acquired via a trade with Green Bay for Steelers' 4th and 6th round picks.

MEDIA INFORMATION

FOOTBALL STAFF

2015 PLAYERS

2014 IN REVIEW

STEELERS HISTORY

RECORDS

STEELERS All-Time Draft Picks

2006 - 32nd Overall (7 offensive, 2 defensive)

Rd	Player	School	Pk[Overall]
1.	Holmes, Santonia [WR]	Ohio State *	25
2.	Choice to Minnesota		
3a.	Smith, Anthony [FS]	Syracuse (Choice from Minnesota)	83
3b.	Reid, Willie [WR]	Florida State (Choice from Minnesota)	95
4a.	Colon, Willie [OT]	Hofstra (Compensatory selection)	131
4b.	Harris, Orien [DE]	Miami [Fla.] (Compensatory selection)	133
5a.	Jacobs, Omar [QB]	Bowling Green	164
5b.	Davis, Charles [TE]	Purdue (Compensatory selection)	167
6.	Philip, Marvin [C]	California	201
7.	Humes, Cedric [RB]	Virginia Tech	240

* Traded up to 25th from 32nd with NY Giants

2005 - 30th Overall (5 offensive, 3 defensive)

Rd	Player	School	Pk[Overall]
1.	Miller, Heath [TE]	Virginia	30
2.	McFadden, Bryant [CB]	Florida State	62
3.	Essex, Trai [OT]	Northwestern	93
4.	Gibson, Fred [WR]	Georgia	131
5.	Wallace, Rian [LB]	Temple	166
6.	Kemoatu, Chris [DE]	Utah	204
7a.	Nua, Shaun [DE]	Brigham Young (Choice from Carolina)	228
7b.	Herron, Noah [RB]	Northwestern	244

2004 - 11th Overall (5 offensive, 3 defensive)

Rd	Player	School	Pk[Overall]
1.	Roethlisberger, Ben [QB]	Miami [OH]	11
2.	Colclough, Ricardo [CB]	Tusculum *	38
3.	Starks, Max [OT]	Florida	75
4.	Choice to Indianapolis		
5.	Adibi, Nathaniel [LB]	Virginia Tech	145
6a.	Lacy, Bo [OT]	Arkansas	177
6b.	Kranichick, Matt [TE]	Penn State (Choice from St. Louis)	194
6c.	Caylor, Drew [C/LS]	Stanford (Choice from New England)	197
7.	Taylor, Eric [DE]	Memphis	212

* Traded up to 38th from 44th with Indianapolis

2003 - 27th Overall (2 offensive, 3 defensive)

Rd	Player	School	Pk[Overall]
1.	Polamalu, Troy [S]	USC *	16
2.	Jackson, Alonzo [LB]	Florida State	59
3.	Choice to Kansas City		
4.	Taylor, Ivan "Ike" [CB]	Louisiana-Lafayette	125
5.	St. Pierre, Brian [DB]	Boston College	163
6.	Choice to Kansas City		
7.	Wall, J.I. [FB]	Georgia	242

* Traded up to 16th from 27th with Kansas City

2002 - 30th Overall (4 offensive, 4 defensive)

Rd	Player	School	Pk[Overall]
1.	Simmons, Kendall [OG]	Auburn	30
2.	Randle El, Antwaan [WR]	Indiana	62
3.	Hope, Chris [S]	Florida State	94
4.	Footte, Larry [LB]	Michigan	128
5.	Haynes, Verron [FB]	Georgia	166
6.	Mays, Lee [WR]	UTEP	202
7a.	Glover, LaVar [CB]	Cincinnati (Compensatory selection)	212
7b.	Keisel, Brett [DE]	Brigham Young	242

2001 - 19th Overall (3 offensive, 4 defensive)

Rd	Player	School	Pk[Overall]
1.	Hampton, Casey [DT]	Texas *	19
2.	Bell, Kendrick [LB]	Georgia ** (Choice from New England)	39
3.	Forfeited		
4.	Nkwenti, Mathias [OT]	Temple * (Choice from N.Y. Jets)	111
5.	Okobi, Chukky [C/OG]	Purdue	146
6a.	Bailey, Rodney [DE]	Ohio State * (Choice from N.Y. Jets)	181
6b.	Knight, Roger [LB]	Wisconsin	182
7.	Taylor, Chris [WR]	Texas A&M Virginia Tech	218

* Traded from 16th to 19th with N.Y. Jets. Also received Jets' 4th and 6th round choices.

** Traded 50th and 112th picks to New England for their 39th pick.

2000 - 8th Overall (4 offensive, 5 defensive)

Rd	Player	School	Pk[Overall]
1.	Burress, Plaxico [WR]	Michigan State	8
2.	Smith, Marvel [OT]	Arizona State	38
3a.	Clancy, Kendrick [DE]	Mississippi	72
3b.	Poteat, Hank [CB]	Northwestern (Choice from Oakland)	77
4.	Farmer, Danny [WR]	UCLA	103
5a.	Haggans, Clark [LB]	Colorado State	137
5b.	Martin, Tee [OT]	Tennessee (Compensatory selection)	163
6a.	Combs, Chris [DT]	Duke	173
6b.	Gavada, Jason [TE]	Kent State (Compensatory selection)	204
7.	Choice to Washington		

1999 - 13th Overall (5 offensive, 5 defensive, 1 kicker)

Rd	Player	School	Pk[Overall]
1.	Edwards, Troy [WR]	Louisiana Tech	13
2a.	Choice to Minnesota		
2b.	Shields, Scott [S]	Weber State (Choice from Minnesota)	59
3a.	Porter, Joey [LB]	Colorado State (Choice from Washington)	73
3b.	Farris, Kris [T]	UCLA	74
3c.	Zereoue, Amos [RB]	West Virginia (Compensatory selection)	95
4.	Smith, Aaron [DE]	Northern Colorado	109
5a.	Tuman, Jerame [TE]	Michigan (Choice from Indianapolis)	136
5b.	Choice to Oakland		
5c.	Johnson, Malcolm [WR]	Notre Dame (Compensatory selection)	166
6.	Choice to N.Y. Jets		
7a.	Dingle, Antonio [OT]	Virginia (Choice from San Diego)	214
7b.	Kelsaj, Chad [LB]	Nebraska	219
7c.	Brown, Kris [K]	Nebraska (Choice from Arizona)	228

1998 - 26th Overall (5 offensive, 5 defensive)

Rd	Player	School	Pk[Overall]
1.	Fanece, Alan [G]	LSU	26
2a.	Staat, Jeremy [DE]	Arizona State (Choice from Philadelphia)	41
2a.	Choice to N.Y. Jets		
3a.	Conrad, Chris [T]	Fresno State (Choice from San Diego)	66
3b.	Choice to N.Y. Jets		
3c.	Ward, Hines [WR]	Georgia (Compensatory selection)	92
4a.	Townsend, Deshea [CB]	Alabama	117
4b.	King, Carlos [RB]	North Carolina State (Compensatory selection)	123
5a.	Simmons, Jason [CB]	Arizona State	137
5b.	Choice to N.Y. Jets		
6a.	Fuamatu-Ma'alafa, Chris [RB]	Utah	178
6b.	Olson, Ryan [LB]	Colorado (Compensatory selection)	186
7a.	Choice to San Francisco		
7b.	Rubio, Angel [DE]	Southeast Missouri State (Compensatory selection)	221

STEELERS All-Time Draft Picks

MEDIA INFORMATION

FOOTBALL STAFF

2015 PLAYERS

2014 IN REVIEW

STEELERS HISTORY

RECORDS

1997 - 24th Overall (4 offensive, 4 defensive)

Rd	Player	School	Pk(Overall)
1.	Scott, Chad (DB)	Maryland	24
2.	Blackwell, Will (WR)	San Diego State	53
3a.	Wiggins, Paul (TE)	Oregon	82
3b.	Vrabel, Mike (DE)	Ohio State (Compensatory selection)	91
4.	Choice to Miami		
5.	Jones, George (RB)	San Diego State	154
6a.	Porter, Daryl (DB)	Boston College	186
6b.	Manuel, Rod (DE)	Oklahoma (Compensatory selection)	199
7.	Adams, Michael (WR)	Texas	223

1996 - 29th Overall (4 offensive, 5 defensive)

Rd	Player	School	Pk(Overall)
1.	Stephens, Jamain (T)	North Carolina A&T	29
2.	Choice to St. Louis		
3a.	Conley, Steve (LB)	Arkansas (Choice from St. Louis)	72
3b.	Witman, Jon (RB)	Penn State	92
4a.	Holmes, Earl (LB)	Florida A&M	126
4b.	Arnold, Jahine (WR)	Fresno State (Compensatory selection)	132
5.	Raybon, Israel (DE)	North Alabama	163
6a.	Roye, Orpheus (DE)	Florida State	200
6b.	Fischer, Spence (DB)	Duke (Compensatory selection)	203
7.	Emmons, Carlos (LB)	Arkansas State	242

1995 - 27th Overall (4 offensive, 5 defensive, 1 kicker)

Rd	Player	School	Pk(Overall)
1.	Bruener, Mark (TE)	Washington	27
2.	Stewart, Kordell (DB)	Colorado	60
3.	Stai, Brenden (DE)	Nebraska	91
4a.	Gibson, Oliver (G)	Notre Dame (Choice from New England)	120
4b.	Jones, Dontia (LB)	Nebraska	125
5a.	Flowers, Lethon (DB)	Georgia Tech (Choice from Chicago)	151
5b.	Brown, Lance (DB)	Indiana	161
6.	Miles, Barron (DB)	Nebraska	199
7a.	Bailey, Henry (WR)	UNLV	235
7b.	Ford, Cole (K)	USC (Compensatory selection)	247

1994 - 17th Overall (5 offensive, 5 defensive)

Rd	Player	School	Pk(Overall)
1.	Johnson, Charles (WR)	Colorado	17
2.	Buckner, Brentson (DE)	Clemson	50
3a.	Gildon, Jason (LB)	Oklahoma State (Choice from Minnesota)	89
3b.	Morris, Barn (RB)	Texas Tech	91
4.	Faumui, Ta'ase (DE)	Hawaii	122
5a.	Bell, Myron (DB)	Michigan State (Choice from Chicago)	140
5b.	Brown, Gary (T)	Georgia Tech	148
6a.	Miller, Jim (DB)	Michigan State	178
6b.	Ravotti, Eric (LB)	Penn State (Choice from Minnesota)	180
7.	Abrams, Brice (RB)	Michigan State	209

1993 - 23rd Overall (4 offensive, 6 defensive)

Rd	Player	School	Pk(Overall)
1.	Figures, Deon (DB)	Colorado	23
2a.	Brown, Chad (LB)	Colorado (Choice from Indianapolis)	44
2b.	Choice to Indianapolis		
3.	Hastings, Andre (WR)	Georgia	76
4.	Henry, Kevin (DE)	Mississippi State	108
5a.	Palefile, Lonnie (G)	UNLV	135
5b.	Woodard, Marc (LB)	Mississippi State (Choice from Dallas)	140
6.	Williams, Willie (DB)	Western Carolina	162
7a.	Zgonina, Jeff (DT)	Purdue (Choice from Washington)	185
7b.	Keith, Craig (TE)	Lenoir-Rhyne	189
8.	Van Felt, Alex (DB)	Pittsburgh	216

1992 - 11th Overall (8 offensive, 6 defensive)

Rd	Player	School	Pk(Overall)
1.	Searcy, Leon (T)	Miami (FL)	11
2.	Kirkland, Levon (LB)	Clemson	38
3.	Steed, Joel (NT)	Colorado	67
4.	Davenport, Charles (WR)	North Carolina State	94
5.	Haller, Alan (DB)	Michigan State	123
6.	Choice to San Francisco		
7a.	Campbell, Russ (TE)	Kansas State	179
7b.	Graham, Scottie (RB)	Ohio State (Choice from San Francisco)	188
8a.	Perry, Darren (DB)	Penn State (Choice from Green Bay)	203
8b.	Ismail, Hesham (G)	Florida	206
8c.	Williams, Nate (DT)	Mississippi State (Choice from San Francisco)	215
9.	Webster, Elnardo (LB)	Rutgers	235
10.	Saunders, Mike (RB)	Iowa	262
11.	Gannon, Kendall (G)	Pittsburg State	291
12.	Benton, Cornelius (DB)	Connecticut	318

1991 - 15th Overall (7 offensive, 5 defensive)

Rd	Player	School	Pk(Overall)
1.	Richardson, Huey (DE)	Florida	15
2.	Graham, Jeff (WR)	Ohio State	46
3.	Mills, Ernie (WR)	Florida	73
4a.	Walker, Sammy (DB)	Texas Tech (Choice from Denver)	88
4b.	Choice to L.A. Raiders		
4c.	Cooper, Adrian (TE)	Oklahoma (Choice from Washington)	103
5.	Choice to San Diego		
6.	Thompson, Leroy (RB)	Penn State	158
7.	Jones, Andre (LB)	Notre Dame	185
8.	Dingman, Dean (G)	Michigan	212
9.	McGonnigal, Bruce (TE)	Virginia	238
10.	Solomon, Ariel (T)	Colorado	269
11.	Thomas, Efrum (DB)	Alabama	296
12.	Brady, Jeff (LB)	Kentucky	323

1990 - 21st Overall (7 offensive, 6 defensive)

Rd	Player	School	Pk(Overall)
1a.	Choice to Dallas		
1b.	Green, Eric (TE)	Liberty (Choice from Minnesota)	21
2.	Davidson, Kenny (DE)	LSU	43
3a.	O'Donnell, Neil (DB)	Maryland	70
3b.	Veasey, Craig (DT)	Houston (Choice from San Francisco)	81
4.	Calloway, Chris (WR)	Michigan	97
5.	Foster, Barry (RB)	Arkansas	128
6.	Heard, Ron (WR)	Bowling Green	155
7.	Grayson, Dan (LB)	Washington State	182
8.	Dunbar, Karl (DT)	LSU	209
9.	Jones, Gary (DB)	Texas A&M	239
10.	Miles, Eddie (LB)	Minnesota	266
11.	Strzelczyk, Justin (T)	Maine	293
12.	Bell, Richard (RB)	Nebraska	319

1989 - 7th Overall (5 offensive, 8 defensive)

Rd	Player	School	Pk(Overall)
1a.	Worley, Tim (RB)	Georgia	7
1b.	Ricketts, Tom (T)	Pittsburgh (Choice from Minnesota)	24
2.	Lake, Carnell (S)	UCLA	34
3.	Hill, Derek (WR)	Arizona	61
4.	Williams, Jerrol (LB)	Purdue	91
5.	Arnold, David (S)	Michigan	118
6.	Stock, Mark (WR)	Virginia Military	144
7.	Johnson, D. J. (CB)	Kentucky	174
8.	Asbeck, Chris (NT)	Cincinnati	201
9.	Jenkins, A. J. (DE)	Cal State Fullerton	228
10.	Otsavsky, Jerry (LB)	Pittsburgh	258
11.	Slater, Brian (WR)	Washington	285
12.	Haselrig, Carlton (DE)	Pitt.-Johnstown	312

STEELERS All-Time Draft Picks

1988 - 18th Overall (7 offensive, 6 defensive)

Rd	Player	School	Pk(Overall)
1.	Jones, Aaron [DE]	Eastern Kentucky	18
2.	Dawson, Dermontti [G]	Kentucky	44
3.	Lanza, Chuck [C]	Notre Dame	70
4.	Choice to Kansas		
5a.	Jordan, Darin [LB]	Northeastern <i>[Choice from Phoenix]</i>	121
5b.	Reese, Jerry [NT]	Kentucky	128
6.	Williams, Warren [RB]	Miami [FL]	155
7.	Zeno, Marc [WR]	Tulane	182
8a.	Nichols, Mark [NT]	Michigan State	209
8b.	Hinnant, Mike [TE]	Temple <i>[Choice from San Diego]</i>	211
9.	Lockbaum, Gordie [RB]	Holy Cross	236
10.	Jackson, John [T]	Eastern Kentucky	252
11.	Dawson, Bobby [DB]	Illinois	295
12.	Earle, James [LB]	Clemson	322

1987 - 10th Overall (6 offensive, 7 defensive)

Rd	Player	School	Pk(Overall)
1.	Woodson, Rod [DB]	Purdue	10
2.	Hall, Delton [DB]	Clemson	38
3.	Lockett, Charles [WR]	Long Beach State	66
4.	Everett, Thomas [DB]	Baylor	94
5.	Nickerson, Hardy [LB]	California	122
5a.	Johnson, Tim [NT]	Penn State <i>[Choice from Tampa Bay]</i>	141
5b.	Lloyd, Greg [LB]	Fort Valley State	150
7.	Kelley, Chris [TE]	Akron	178
8.	Buchanan, Charles [DE]	Tennessee State	205
9.	Clinkscales, Joey [WR]	Tennessee	233
10.	Hoge, Merril [RB]	Idaho State	252
11.	Oswald, Paul [C]	Kansas	289
12.	Young, Theo [TE]	Arkansas	317

1986 - 9th Overall (6 offensive, 7 defensive)

Rd	Player	School	Pk(Overall)
1.	Rienstra, John [G]	Temple	9
2.	Williams, Gerald [DE]	Auburn	36
3.	Briester, Bubby [DB]	Louisiana-Monroe	67
4.	Callahan, Bill [DB]	Pittsburgh	94
5a.	Tucker, Erroll [DB]	Utah	122
5b.	Jones, Brent [TE]	Santa Clara <i>[Choice from L.A. Raiders]</i>	135
6.	Bryant, Domingo [DB]	Texas A&M	148
7.	Carter, Rodney [RB]	Purdue	175
8.	Boso, Cap [TE]	Illinois	208
9.	Henton, Anthony [LB]	Troy	234
10.	Seitz, Warren [WR]	Missouri	260
11.	Station, Lairy [LB]	Iowa	287
12.	Williams, Mike [LB]	Tulsa	314

1985 - 20th Overall (4 offensive, 8 defensive, 1 punter)

Rd	Player	School	Pk(Overall)
1.	Sims, Darryl [DE]	Wisconsin	20
2.	Behning, Mark [T]	Nbraska	47
3.	Hobley, Liffort [DB]	LSU	74
4.	Turk, Dan [C]	Wisconsin	101
5a.	Choice to Seattle		
5b.	Jacobs, Cam [LB]	Kentucky <i>[Choice from Washington]</i>	136
6.	Carr, Gregg [LB]	Auburn	160
7.	Andrews, Alan [TE]	Rutgers	187
8.	Newsome, Harry [P]	Wake Forest	214
9a.	Small, Fred [LB]	Washington	241
9b.	Harris, Andre [DB]	Minnesota <i>[Choice from New England]</i>	242
10.	White, Oliver [TE]	Kentucky	268
11.	Maticchak, Terry [DB]	Missouri	300
12.	Sanchez, Jeff [DB]	Georgia	327

1984 - 23rd Overall (10 offensive, 2 defensive)

Rd	Player	School	Pk(Overall)
1.	Lipps, Louis [WR]	Southern Miss	23
2.	Kolodziejwski, Chris [TE]	Wyoming	52
3.	Choice to Buffalo through Miami		
4a.	Thompson, Weegie [WR]	Florida State	108
4b.	Long, Terry [G]	East Carolina <i>[Choice from Washington]</i>	111
5.	Hughes, Van [DT]	Texas State	135
6.	Brown, Chris [DB]	Notre Dame	164
7.	Campbell, Scott [DB]	Purdue	191
8.	Rasmussen, Randy [C]	Minnesota	220
9.	Erenberg, Rich [RB]	Colgate	247
10.	McJunkin, Kirk [T]	Texas	276
11.	Veats, Elton [RB]	Tulane	303
12.	Gillespie, Fernandars [RB]	William Jewell	332

1983 - 21st Overall (9 offensive, 5 defensive)

Rd	Player	School	Pk(Overall)
1.	Rivera, Gabe [DT]	Texas Tech	21
2.	Capers, Wayne [WR]	Kansas	52
3.	Seabaugh, Todd [LB]	San Diego State	79
4.	Metcall, Bo [DB]	Baylor	96
5a.	Skansi, Paul [WR]	Washington	133
5b.	Garrity, Gregg [WR]	Penn State <i>[Choice from Washington]</i>	140
6.	Williams, Eric [DB]	North Carolina State	164
7.	Kirchner, Mark [G]	Baylor	191
8a.	Adam, Henry [RB]	South Carolina State <i>[Choice from Denver]</i>	199
8b.	Dunaway, Craig [TE]	Michigan	218
9.	Wingle, Blake [G]	UCLA	244
10.	Straughter, Roosevelt [DB]	Louisiana-Monroe	275
11.	Raugh, Mark [TE]	West Virginia	302
12.	Wiley, Roger [RB]	Sam Houston State	330

1982 - 12th Overall (6 offensive, 7 defensive, 1 kicker)

Rd	Player	School	Pk(Overall)
1.	Abercrombie, Walter [RB]	Baylor	12
2.	Meyer, John [T]	Arizona State	43
3.	Merriweather, Mike [LB]	Pacific	70
4.	Woods, Rick [DB]	Boise State	97
5.	Dallafor, Ken [T]	Minnesota	124
6a.	Perko, Mike [DT]	Utah State	155
6b.	Bingham, Craig [LB]	Syracuse <i>[Choice from San Francisco]</i>	167
7a.	Nelson, Edmund [DT]	Auburn	172
7b.	Boures, Emil [C]	Pittsburgh	182
8.	Goodson, John [P]	Texas	209
9.	Hirn, Mike [TE]	Central Michigan	236
10.	Sunseri, Sal [LB]	Pittsburgh	267
11.	Abdul-Saboor, Mikal [G]	Morgan State	293
12.	Hughes, Al [DE]	Western Michigan	320

1981 - 17th Overall (6 offensive, 5 defensive)

Rd	Player	School	Pk(Overall)
1.	Gary, Keith [DE]	Oklahoma	17
2.	Washington, Anthony [DB]	Fresno State	44
3.	Donnalley, Rick [C]	North Carolina	73
4.	Martin, Robbie [WR]	Cal Poly	100
5.	Martin, Ricky [WR]	New Mexico	127
6.	Hinkle, Bryan [LB]	Oregon	156
7.	Little, David [LB]	Florida	183
8.	Wilson, Frank [RB]	Rice	209
9.	Hunter, James [T]	USC	239
10.	Mayock, Mike [DB]	Boston College	265
11.	Trociano, Rick [DB]	Pittsburgh	292
12.	Choice to San Francisco		

STEELERS All-Time Draft Picks

1980 - 28th Overall (10 offensive, 5 defensive)

Rd	Player	School	Pk(Overall)
1.	Malone, Mark (DB)	Arizona State	28
2a.	Kohrs, Bob (LB)	Arizona State	35
		<i>[Choice from N.Y. Giants]</i>	
2b.	Goodman, John (DE)	Oklahoma	56
3.	Sydnor, Ray (TE)	Wisconsin	83
4.	Hurley, Bill (DB)	Syracuse	110
5.	Wolfrey, Craig (G)	Syracuse	138
6.	Ilkin, Tunch (C)	Indiana State	165
7.	Johnson, Nate (WR)	Hillsdale	193
8.	Walton, Ted (DB)	Connecticut	221
9.	McCall, Ron (WR)	Arkansas-Pine Bluff	249
10a.	Wilson, Woodrow (DB)	North Carolina State	250
		<i>[Choice from San Francisco]</i>	
10b.	Fritz, Ken (G)	Ohio State	277
11.	Pollard, Frank (RB)	Baylor	305
12a.	Vactavik, Charles (DB)	Texas	306
		<i>[Choice from San Francisco]</i>	
12b.	McGriff, Tyrone (G)	Florida A&M	333

1979 - 28th Overall (8 offensive, 6 defensive, 1 kicker)

Rd	Player	School	Pk(Overall)
1.	Hawthorne, Greg (RB)	Baylor	28
2.	Valentine, Zack (LB)	East Carolina	56
3.	Farfited		
4a.	Davis, Russell (RB)	Michigan	86
		<i>[Choice from Tampa Bay]</i>	
4b.	Sweeney, Calvin (WR)	USC	110
5.	Board, Dwaine (DE)	North Carolina A&T	137
6a.	Murrell, Bill (TE)	Winston-Salem	157
		<i>[Choice from San Diego]</i>	
6b.	Woodruff, Dwayne (DB)	Louisville	161
		<i>[Choice from New England]</i>	
6c.	Bahr, Matt (K)	Penn State	165
7.	Kimball, Bruce (G)	Massachusetts	192
8.	Graves, Tom (LB)	Michigan State	220
9.	Kirk, Richard (DE)	Denison	248
10.	Thompson, Tod (TE)	Brigham Young	275
11.	Moore, Charlie (C)	Wichita State	303
12a.	Smith, Ed (LB)	Vanderbilt	322
		<i>[Choice from Philadelphia]</i>	
12b.	Almond, Mike (WR)	Northwestern State	330

1978 - 22nd Overall (6 offensive, 6 defensive, 2 kicker)

Rd	Player	School	Pk(Overall)
1.	Johnson, Ron (DB)	Eastern Michigan	22
2.	Fry, Willie (DE)	Notre Dame	49
3.	Colquitt, Craig (P)	Tennessee	75
4.	Anderson, Larry (DB)	Louisiana Tech	101
5.	Choice to Green Bay		
6.	Reuterman, Randy (WR)	Pittsburgh	160
7.	Dufresne, Mike (TE)	Nebraska	187
8a.	Moser, Rick (RB)	Rhode Island	208
		<i>[Choice from St. Louis]</i>	
8b.	Keys, Andre (WR)	Cal Poly	214
9.	Reynolds, Lance (T)	Brigham Young	241
10a.	Becker, Doug (LB)	Notre Dame	268
10b.	Jurich, Tom (K)	Northern Arizona	276
		<i>[Choice from Oakland]</i>	
11a.	Terry, Nat (DB)	Florida State	279
		<i>[Choice from Tampa Bay]</i>	
11b.	Brzoza, Tom (C)	Pittsburgh	300
12.	Cari, Brad (LB)	Maryland	327

1977 - 21st Overall (10 offensive, 8 defensive)

Rd	Player	School	Pk(Overall)
1.	Cole, Robin (LB)	New Mexico	21
2.	Thornton, Sidney (RB)	Northwestern State	48
3a.	Beasley, Tom (DT)	Virginia Tech	60
		<i>[Choice from N.Y. Jets]</i>	
3b.	Smith, Jim (WR)	Michigan	75
4a.	Petersen, Ted (C)	Eastern Illinois	93
		<i>[Choice from Green Bay]</i>	
4b.	Smith, Laverne (RB)	Kansas	99
		<i>[Choice from Chicago]</i>	
4c.	Audick, Dan (G)	Hawaii	106
5a.	Stoudt, Cliff (DB)	Youngstown State	121
		<i>[Choice from Kansas City]</i>	
5b.	Courson, Steve (G)	South Carolina	125
		<i>[Choice from Detroit]</i>	
5c.	Winston, Dennis (LB)	Arkansas	132
6.	Harris, Paul (LB)	Alabama	159
7.	Frisch, Randy (DT)	Missouri	186
8.	August, Phil (WR)	Miami (FL)	217
9.	Kelly, Roosevelt (TE)	Eastern Kentucky	244
10a.	Cowans, Alvin (DB)	Florida	253
		<i>[Choice from Buffalo]</i>	
10b.	LaCrosse, Dave (LB)	Wake Forest	271
11.	West, Lou (DB)	Cincinnati	298
12.	Stephens, Jimmy (TE)	Florida	310
		<i>[Choice from Seattle]</i>	

1976 - 28th Overall (13 offensive, 9 defensive)

Rd	Player	School	Pk(Overall)
1.	Cunningham, Bennie (TE)	Clemson	28
2a.	Pinney, Ray (C)	Washington	37
		<i>[Choice from Chicago]</i>	
2b.	Kruczek, Mike (QB)	Boston College	47
		<i>[Choice from Baltimore]</i>	
2c.	Files, James (C)	McNeese State	56
3a.	Coder, Ron (DT)	Penn State	70
		<i>[Choice from Green Bay]</i>	
3b.	Pough, Ernest (WR)	Texas Southern	88
4a.	Monds, Wonder (DB)	Nebraska	112
		<i>[Choice from Baltimore]</i>	
4b.	Bell, Theo (WR)	Arizona	120
5.	Norton, Rodney (LB)	Rice	152
6a.	Dunn, Gary (DT)	Miami (FL)	159
		<i>[Choice from San Diego]</i>	
6b.	Deloplaine, Jack (RB)	None	182
7.	Burton, Barry (TE)	Vanderbilt	209
8.	McAleny, Ed (OT)	Massachusetts	237
9.	Gains, Wentford (DB)	Cincinnati	265
10.	Campbell, Gary (LB)	Colorado	291
11.	Fuchs, Roland (RB)	Arkansas	319
12.	Carroll, Bill (WR)	Texas A&M-Commerce	347
13.	Kain, Larry (TE)	Ohio State	375
14.	Fields, Wayne (DB)	Florida	403
15.	Davis, Mel (DE)	North Texas	431
16.	Butts, Randy (RB)	Nebraska-Kearney	459
17.	Kirk, Kelvin (WR)	Dayton	487

MEDIA INFORMATION

FOOTBALL STAFF

2015 PLAYERS

2014 IN REVIEW

STEELERS HISTORY

RECORDS

STEELERS All-Time Draft Picks

1975 - 26th Overall (12 offensive, 9 defensive)

Rd	Player	School	Pk(Overall)
1.	Brown, Dave (DB)	Michigan	26
2.	Barber, Bob (DE)	Grambling State	51
3.	White, Walter (TE)	Maryland	78
4.	Evans, Harold (LB)	Houston	104
5.	Sexton, Brent (DB)	Elon	130
6.	Crenshaw, Marvin (T)	Nebraska	156
7.	Mattingly, Wayne (T)	Colorado	182
8a.	Kropp, Tom (LB)	Nebraska-Kearney	190
		<i>[Choice from Kansas City]</i>	
8b.	Humphrey, Al (DE)	Tulsa	208
9a.	Clark, Eugene (G)	UCLA	222
		<i>[Choice from New England]</i>	
9b.	Reimer, Bruce (RB)	North Dakota State	234
10a.	Heyer, Kirt (DT)	Nebraska-Kearney	247
		<i>[Choice from New England]</i>	
10b.	Gray, Archie (WR)	Wyoming	260
11.	Little, Randy (TE)	West Liberty State	286
12.	Murphy, Greg (DE)	Penn State	312
13.	Gaddis, Robert (WR)	Mississippi Valley State	337
14.	Collier, Mike (RB)	Morgan State	364
15a.	Thatcher, James (WR)	Langston	371
		<i>[Choice from Kansas City]</i>	
15b.	Smith, Marty (DT)	Louisville	390
16.	Bassler, Miller (TE)	Houston	415
17.	Hegener, Stan (G)	Nebraska	442

1974 - 21st Overall (11 offensive, 10 defensive)

Rd	Player	School	Pk(Overall)
1.	Swann, Lynn (WR)	USC	21
2.	Lambert, Jack (LB)	Kent State	46
3.	<i>Choice to Oakland</i>		
4a.	Stallworth, John (WR)	Alabama A&M	82
		<i>[Choice from Chicago]</i>	
4b.	Allen, Jim (DB)	UCLA	100
5.	Webster, Mike (C)	Wisconsin	125
6a.	Wolfe, Jim (DE)	Prairie View A&M	149
		<i>[Choice from Cleveland]</i>	
6b.	Druschel, Rick (G)	North Carolina State	150
7a.	Sitterle, Allen (T)	North Carolina State	165
		<i>[Choice from New England]</i>	
7b.	Garske, Scott (TE)	Eastern Washington	179
8.	Gefert, Mark (LB)	Purdue	204
9a.	Reamon, Tommy (RB)	Missouri	223
		<i>[Choice from Denver]</i>	
9b.	Davis, Charles (T)	TCU	229
10a.	Kregel, Jim (G)	Ohio State	243
		<i>[Choice from New England]</i>	
10b.	Atkinson, Dave (DB)	Brigham Young	254
11.	Morton, Dick (RB)	Arkansas	283
12.	Lickiss, Hugh (LB)	Simpson	308
13.	Kolch, Frank (QB)	Eastern Michigan	333
14.	Henley, Bruce (DB)	Rice	358
15.	Hunt, Larry (DT)	Iowa State	387
16.	Morgan, Octavius (LB)	Illinois	412
17.	Moore, Larry (DE)	Angelo State	437

1973 - 24th Overall (7 offensive, 13 defensive)

Rd	Player	School	Pk(Overall)
1.	Thomas, J.T. (DB)	Florida State	24
2.	Phares, Ken (DB)	Mississippi State	50
3.	Bernhardt, Roger (G)	Kansas	75
4.	Clark, Gail (LB)	Michigan State	102
5a.	Reavis, Dave (DE)	Arkansas	106
		<i>[Choice from New Orleans]</i>	
5b.	Clark, Larry (LB)	Northern Illinois	128
6a.	Bell, Ron (RB)	Illinois State	140
		<i>[Choice from Denver]</i>	
6b.	Scolnik, Glenn (WR)	Indiana	154
7.	Dorsey, Nate (DE)	Mississippi Valley State	180
8a.	Toews, Loren (LB)	California	192
		<i>[Choice from Denver]</i>	
8b.	Janssen, Bill (T)	Nebraska	206
9.	Bonham, Bracey (G)	North Carolina Central	232
10.	Wunderly, Don (DT)	Arkansas	258
11.	White, Bob (DB)	Arizona	284
12.	Lee, Willie (RB)	Indiana State	310
13.	Ferguson, Rick (WR)	Kansas State	336
14.	Cowan, Roger (DE)	Stanford	362
15.	Cross, Charles (DB)	Iowa	388
16.	Nardi, Glen (DT)	Navy	414
17.	Shannon, Mike (DT)	Oregon State	440

1972 - 13th Overall (11 offensive, 9 defensive)

Rd	Player	School	Pk(Overall)
1.	Harris, Franco (RB)	Penn State	13
2.	Gravelle, Gordon (T)	Brigham Young	38
3.	McMakin, John (TE)	Clemson	63
4a.	Brinkley, Lorenzo (DB)	Missouri	80
		<i>[Choice from N.Y. Giants]</i>	
4b.	Bradley, Ed (LB)	Wake Forest	88
5.	Furness, Steve (DE)	Rhode Island	113
6.	Meyer, Dennis (DB)	Arkansas State	143
7a.	Colquitt, Joe (DE)	Kansas State	159
		<i>[Choice from N.Y. Giants]</i>	
7b.	Kelly, Robert (DB)	Jackson State	168
8.	Vincent, Stahle (RB)	Rice	193
9.	Kelley, Don (DB)	Clemson	217
10.	Brown, Bob (DT)	Tampa	243
11.	Gilliam, Joe (CB)	Tennessee State	273
12.	Curl, Ron (T)	Michigan State	298
13.	Messmer, Ernie (T)	Villanova	323
14.	Durrance, Tom (RB)	Florida	348
15a.	Hulecki, John (G)	Massachusetts	368
		<i>[Choice from Houston]</i>	
15b.	Harrington, Charles (G)	Wichita State	373
16.	Hawkins, Nate (WR)	UNLV	403
17.	Linehan, Ron (LB)	Idaho	428

STEELERS All-Time Draft Picks

1971 - 8th Overall (12 offensive, 9 defensive, 1 kicker)

Rd	Player	School	Pk(Overall)
1.	Lewis, Frank (WR)	Grambling State	8
2.	Ham, Jack (LB)	Penn State	34
3.	Davis, Steve (RB)	Delaware State	60
4a.	Mullins, Gerry (TE)	USC	86
4b.	White, Dwight (DE)	Texas A&M-Commerce (Choice from Baltimore)	104
5a.	Brown, Larry (TE)	Kansas (Choice from New Orleans)	106
5b.	Holmes, Mel (T)	North Carolina A&T	112
5c.	Anderson, Ralph (DB)	West Texas A&M (Choice from Miami)	126
5d.	Brister, Fred (LB)	Mississippi (Choice from Minnesota)	128
6.	Hanneman, Craig (T)	Oregon State	138
7.	McClure, Worthy (T)	Mississippi	164
8a.	Crowe, Larry (RB)	Texas Southern (Choice from New Orleans)	184
8b.	Rogers, Paul (K)	Nebraska	190
8c.	Holmes, Ernie (OT)	Texas Southern (Choice from Miami)	203
9.	Anderson, Mike (LB)	LSU	216
10.	O'Shea, Jim (TE)	Boston College	242
11.	Wagner, Mike (DB)	Western Illinois	268
12.	Choice to Baltimore		
13.	Young, Al (WR)	South Carolina State	320
14.	Evans, McKinney (DB)	New Mexico Highlands	346
15.	Makin, Ray (G)	Kentucky	372
16.	Huntley, Walter (DB)	Trinity (TX)	398
17.	Ehle, Dan (RB)	Howard Payne	424

1970 - 1st Overall (10 offensive, 9 defensive)

Rd	Player	School	Pk(Overall)
1.	Bradshaw, Terry (OB)	Louisiana Tech	1
2.	Shanklin, Ron (WR)	North Texas	28
3.	Blount, Mel (DB)	Southern University	53
4a.	George, Ed (T)	Wake Forest	80
4b.	Evenson, Jim (RB)	Oregon	93
5.	Staggars, Jon (DB)	Missouri	105
6a.	Barrera, Manuel (LB)	Kansas State	132
6b.	Kegler, Clarence (T)	South Carolina State (Choice from Minnesota)	155
7.	Griffin, Danny (RB)	Texas-Arlington	157
8.	Smith, Dave (WR)	Indiana (PA)	184
9.	Crennel, Carl (LB)	West Virginia	209
10.	Brown, Isaiah (DB)	Stanford	236
11.	Hunt, Calvin (C)	Baylor	261
12.	Sharp, Rick (DT)	Washington	288
13.	Main, Billy (RB)	Oregon State	313
14.	Askon, Bert (LB)	Texas Southern	340
15.	Keppy, Glen (DT)	Wisconsin-Platteville	365
16.	Yanossy, Frank (OT)	Tennessee	392
17.	Key, Harry (TE)	Mississippi Valley State	417

1969 - 4th Overall (9 offensive, 7 defensive, 1 kicker)

Rd	Player	School
1.	Greene, Joe (DT)	North Texas State
2a.	Hanratty, Terry (DB)	Notre Dame
2b.	Bankston, Warren (RB) (Choice from San Francisco)	Tulane
3.	Kolb, Jon (C)	Oklahoma State
4.	Campbell, Bob (RB)	Penn State
5.	Choice to St. Louis	—
6.	Choice to Green Bay	—
7a.	Beatty, Charles (DB)	North Texas State
7b.	Brown, Chadwick (OT)	East Texas State
8.	Cooper, Joe (WR)	Tennessee State
9.	Sodaski, John (DB)	Villanova
10.	Greenwood, L.C.(DE)	Arkansas AM & N
11.	Washington, Clarence (DT)	Arkansas AM & N
12.	Fisher, Doug (LB)	San Diego State
13.	Lynch, John (LB)	Drake
14.	Houmarad, Bob (RB)	Ohio U
15.	Liberto, Ken (WR)	Louisiana Tech
16.	Mosley, Dock (WR)	Alcorn A & M
17.	Eppright, Bill (K)	Kent State

1968 - 10th Overall (8 offensive, 6 defensive, 1 kicker)

Rd	Player	School
1.	Taylor, Mike (OT)	Southern California
2.	Ruple, Ernie (OT)	Arkansas
3a.	Choice to Cleveland	—
3b.	Henderson, Jon (WR) (Choice from Minnesota)	Colorado State
3c.	Herbert, Ken (K) (Choice from Los Angeles)	Houston
4.	Choice to Green Bay	—
5.	Choice to Green Bay	—
6.	Choice to Atlanta	—
7a.	Dalton, Doug (RB)	New Mexico State
7b.	Glennon, Bill (DT) (Choice from Los Angeles)	Washington
8.	Holman, Danny (DB)	San Jose State
9.	Knigh, John (DE)	Weber State
10.	Choice to Cleveland	—
11.	King, Kim (RB)	Georgia Tech
12.	Wheeler, Sam (LB)	Wisconsin
13.	Rdy, Joe (C)	Puget Sound
14.	Harris, Lou (DB)	Kent State
15.	Lanning, Bob (DE)	North Montana
16.	Bleier, Rocky (RB)	Notre Dame
17.	Cole, Bob (LB)	South Carolina

1967 - 9th Overall (11 offensive, 3 defensive)

Rd	Player	School
1.	Choice to Green Bay	—
2.	Shy, Don (RB)	San Diego State
3a.	Choice to San Francisco	—
3b.	Freitas, Rockne (C) (Choice from Philadelphia)	Oregon
4.	May, Ray (LB)	Southern California
5.	Choice to Green Bay	—
6.	Choice to Atlanta	—
6a.	Haggerty, Mikey (DT)	Miami (Fla.)
7.	Choice to Washington	—
8a.	Barnes, Mike (DT)	Purdue
8b.	Foruria, John (DB) (Choice from Minnesota)	Idaho
9.	Otis, Paul (DT)	Houston
10.	Wilsey, Bill (LB)	Fresno State
11.	Whitcomb, Jim (WR)	Emparia State(Kan.)
12.	Choice to Baltimore	—
13.	Homan, Jim (G)	Southern California
14.	Anderson, Chet (TE)	Minnesota
15.	Love, Mike (RB)	Abilene Christian
16.	Smith, Bill (C)	Oregon
17.	Davenport, Mike (RB)	Wyoming

1966 - 3rd Overall (14 offensive, 1 defensive)

Rd	Player	School
1.	Leftridge, Dick (RB)	West Virginia
2.	Gagner, Larry (G)	Florida
3.	Killorin, Pat (C)	Syracuse
4.	Choice to Chicago	—
5.	Choice to Detroit	—
6.	Choice to Minnesota	—
7.	Boozer, Emerson (RB)	Maryland State
8.	Choice to New York	—
9.	Stewart, Dale (WR)	Pittsburgh
10.	Marion, Jerry (RB)	Wyoming
11.	Washington, Charley (RB)	Grambling
12.	Choice to Dallas	—
13.	Dial, Benjy (DB)	Eastern New Mexico
14.	Novogratz, Joe (LB)	Pittsburgh
15.	Dobson, Joe (OT)	Idaho
16.	Long, Jim (WR)	Purdue
17.	Brundage, Mike (DB)	Oregon
18.	Lucas, Kenny (DB)	Pittsburgh
19.	Neilson, Dave (DB)	Albion
20.	Springer, Ron (OT)	Albion

STEELERS All-Time Draft Picks

1985 - 3rd Overall

Rd	Player	School
1.	Choice to Chicago	—
2.	Jefferson, Roy (WR)	Utah
3.	Choice to New York	—
4.	Choice to Detroit	—
5.	Choice to Green Bay	—
6.	Choice to Green Bay	—
7.	Browning, Charlie (RB)	Washington
8.	Howley, Bill (E)	Pittsburgh
9.	Neville, Tom (T)	Mississippi State
10.	Tobey, Dave (C)	Oregon
11.	Molden, Frank (T)	Jackson State
12.	Lofquist, Craig (B)	Minnesota
13.	Wilburn, J.R. (B)	South Carolina
14.	Butler, Jim (B)	Edward Waters
15.	Carrell, John (T)	Texas Tech
16.	Dusenbury, Doug (K)	Kansas State
17.	Canale, Whit (B)	Tennessee
18.	Howard, Bob (B)	Stanford
19.	Price, Lonnie (B)	Southwestern Louisiana
20.	Fertig, Craig (QB)	South Carolina

1984 - 10th Overall

Rd	Player	School
1.	Martha, Paul (B)	Pittsburgh
2a.	Choice to Chicago	—
2b.	Kelly, Jim (E)	Notre Dame
	[Choice from Chicago]	
3.	Baker, Ralph (LB)	Penn State
4.	McGee, Ben (T)	Jackson State
5.	Alley, T. W. (T)	William & Mary
6.	Gibson, Tom (G)	South Carolina
7.	Smith, Bobby (B)	North Texas State
8.	Currington, Bob (B)	North Carolina College
9.	Nichols, Bob (T)	Stanford
10.	Choice to Cleveland	—
11.	Soleau, Bob (G)	William & Mary
12.	Sherman, Bob (B)	Iowa
13.	Baker, Glenn (T)	Washington State
14.	Jenkins, Tom (G)	Ohio State
15.	Brown, Barry (E)	Florida
16.	Kesler, Ed (B)	North Carolina
17.	Shaw, Dennis (C)	Detroit
18.	Dobbins, Oliver (B)	Morgan State
19.	Marshall, Don (T)	Lehigh
20.	Generalovich, Brian (E)	Pittsburgh

1983 - 11th Overall

Rd	Player	School
1.	Choice to Chicago	—
2.	Choice to Baltimore	—
3.	Choice to Green Bay	—
4.	Choice to Chicago	—
5.	Choice to Los Angeles	—
6.	Choice to Chicago	—
7.	Choice to Green Bay	—
8.	Atkinson, Frank (T)	Stanford
9.	Carrington, Gene (T)	Boston College
10.	Nelsen, Bill (QB)	Southern California
11.	Dixon, Hewitt (B)	Florida A & M
12.	Curry, Roy (B)	Jackson State
13.	Gray, Hal (LB)	Los Angeles State
14.	Dickerson, Bob (E)	Bethune-Cookman
15.	Szykowny, Matt (QB)	Iowa
16.	Russell, Andy (LB)	Missouri
17.	Stein, Tim (C)	Miami (Ohio)
18.	Bradshaw, Jim (B)	Chattanooga
19.	Berg, Roger (T)	St. Thomas (Minn.)
20.	Traficant, Jim (QB)	Pittsburgh

1982 - 5th Overall

Rd	Player	School
1.	Ferguson, Bob (B)	Ohio State
2.	Choice to Chicago	—
3.	Choice to Los Angeles	—
4.	Choice to Detroit	—
5.	Choice to Baltimore	—
6.	Choice to San Francisco	—
7.	Collins, Jack (B)	Texas
8.	Ballman, Gary (B)	Michigan State
9.	Powers, John (E)	Notre Dame
10.	Vignali, Larry (G)	Pitt
11.	Willis, Bob (E)	California
12.	Mudie, Sam (QB)	Rutgers
13.	Woodward, Dave (T)	Auburn
14.	Whittaker, Jim (E)	Nevada
15.	Hatch, Vern (E)	North Carolina College
16.	Ply, Bobby (QB)	Baylor
17.	Tucker, Nat (B)	Florida A & M
18.	Yarbrough, Darell (T)	Northwest Louisiana State
19.	Kuprok, John (E)	Pittsburgh
20.	Knight, John (B)	Valparaiso

1981 - 6th Overall

Rd	Player	School
1.	Choice to San Francisco	—
2.	Pottios, Myron (LB)	Notre Dame
3.	Choice to Detroit	—
4.	Choice to San Francisco	—
5.	Choice to Baltimore	—
6.	Choice to Los Angeles	—
7.	Hoak, Dick (B)	Penn State
8.	Balthazar, George (T)	Tennessee A & I
9.	Choice to San Francisco	—
10.	Mack, Bill (B)	Notre Dame
11.	Clement, Henry (B)	North Carolina
12.	Jackunas, Frank (T)	Detroit
13.	Choice to San Francisco	—
14.	Schmitz, Bob (LB)	Montana State
15.	McCown, Ray (B)	West Texas State
16.	Scott, Wilbert (B)	Indiana
17.	Nofsinger, Terry (QB)	Utah
18.	Simko, John (E)	Augustana (S.D.)
19.	Wyatt, Bernie (B)	Iowa
20.	Jones, Mike (B)	San Jose State

1980 - 8th Overall

Rd	Player	School
1.	Spikes, Jack (B)	TCU
2.	Choice to Cleveland	—
3.	Choice to Los Angeles	—
4.	Choice to Detroit	—
5.	Choice to Chicago Cardinals	—
6.	Choice to Los Angeles	—
7.	Dennis, Lonnie (G)	Brigham Young
8.	Lanphear, Dan (G)	Wisconsin
9.	Harris, Marshall (B)	TCU
10.	Kapele, John (T)	Brigham Young
11.	Choice to San Francisco	—
12.	Butler, Earl (T)	North Carolina
13.	Wornack, Joe (B)	Los Angeles State
14.	Keys, Brady (B)	Colorado State
15.	Essenmacker, Larry (T)	Alma
16.	Ames, Dave (B)	Richmond
17.	Chamberlain, Dale (B)	Miami (Ohio)
18.	Lee, Charley (T)	Iowa
19.	Turley, Howard (E)	Louisville
20.	Harshberger, George (T)	Wichita

STEELERS All-Time Draft Picks

MEDIA INFORMATION

FOOTBALL STAFF

2015 PLAYERS

2014 IN REVIEW

STEELERS HISTORY

RECORDS

1959 - 5th Overall

Rd	Player	School
1.	Choice to San Francisco	—
2.	Choice to Detroit	—
3.	Choice to Los Angeles	—
4.	Choice to Los Angeles	—
5.	Choice to Green Bay	—
6.	Choice to Detroit	—
7.	Choice to Washington	—
8.	Barnett, Tom [B]	Purdue
9.	Davis, Hal [G]	Houston
10.	Gunnels, Riley [T]	Georgia
11.	Curtis, Overton [B]	Utah State
12.	Pavliška, Bill [B]	Baylor
13.	Bohling, Dewey [B]	Hardin-Simmons
14.	Peppercorn, John [E]	Kansas
15.	Brodnax, John [B]	LSU
16.	Carico, Bill [G]	North Texas State
17.	Leeka, Bill [T]	UCLA
18.	Seinturier, John [T]	Southern California
19.	Kocourek, Dave [E]	Wisconsin
20.	Hayes, Rudy [B]	Clemson
21.	Green, Johnny [QB]	Chattanooga
22.	Polk, Burley [T]	Hardin-Simmons
23.	Davie, Ernye [B]	McMurry [Tex.]
24.	Farmer, Wayne [T]	Purdue
25.	Miller, Ron [E]	Vanderbilt
26.	Scott, John [T]	Ohio State
27.	Tolar, Charley [B]	Northwestern Louisiana
28.	Hall, Ronnie [B]	Missouri Valley
29.	Loncar, Dick [T]	Notre Dame
30.	Fjerstad, Willus [B]	Minnesota

1958 - 9th Overall

Rd	Player	School
1.	Choice to San Francisco	—
2.	Krutka, Larry [B]	West Virginia
3.	Krisher, Bill [G]	Oklahoma
4.	Choice to Los Angeles	—
5.	Choice to Los Angeles	—
6.	Lasse, Dick [E]	Syracuse
7.	Choice to Baltimore	—
8.	Choice to Detroit	—
9.	Choice to Detroit	—
10.	Campbell, Dick [D]	Marquette
11.	Aldrich, Larry [E]	Idaho
12.	Reed, Leroy [B]	Mississippi
13.	Choice to San Francisco	—
14.	Jennings, Doyle [T]	Oklahoma
15.	Sears, Ed [B]	Florida
16.	Perkins, John [T]	Mississippi Southern
17.	Lewis, Joe [T]	Compton JC [Calif.]
18.	Choice to Detroit	—
19.	Keady, Gene [B]	Kansas State
20.	Johnson, George [T]	Wake Forest
21.	Jones, Everett [G]	Utah
22.	Thompson, Bill [E]	Duke
23.	Trowbridge, Ken [B]	North Carolina State
24.	Roberts, Norm [E]	East Texas State
25.	Groce, Bill [B]	North Texas State
26.	Evans, Jon [E]	Oklahoma A & M
27.	Dellinger, Floyd [B]	Texas Tech
28.	Akin, Dean [E]	Jacksonville State [Ala.]
29.	Fuguay, Mert [E]	Baylor
30.	Scherer, Dick [E]	Pittsburgh

1957 - 5th Overall

Rd	Player	School
1.	Dawson, Lenny [QB]	Purdue
2.	Michael, Bill [T]	Ohio State
3.	Dwens, Don [T]	Mississippi Southern
4.	Choice to Washington	—
5.	Richards, Perry [E]	Detroit
6.	Volkert, George [B]	Georgia Tech
7.	Johnson, Curley [B]	Houston
8.	Choice to Chicago Bears	—
9.	Hutchings, Charley [T]	Miami [Fla.]
10.	Jelic, Ralph [B]	Pittsburgh
11.	Hughes, Dick [B]	Tulsa
12.	Ellison, Vern [G]	Oregon State
13.	Underwood, Dwaine [T]	Oklahoma A & M
14.	Crawford, Jim [B]	Wyoming
15.	Canil, Herman [T]	Pittsburgh
16.	Choice to Baltimore	—
17.	Salvaterra, Cory [B]	Pittsburgh
18.	Bigbee, Len [E]	East Texas State
19.	Bennett, Phil [E]	Miami [Fla.]
20.	Szuchan, John [T]	North Carolina State
21.	Cichowski, Gene [QB]	Indiana
22.	Thomas, Aurelius [G]	Ohio State
23.	Pollock, Bob [T]	Pittsburgh
24.	Francis, Gary [E]	Illinois
25.	Hinesley, Jim [E]	Michigan State
26.	Swann, Bob [T]	Vanderbilt
27.	Konkoly, Bob [B]	Xavier
28.	Kolinsky, Frank [T]	Tennessee
29.	Ramage, Tom [G]	Utah State
30.	Serier, Don [E]	Arkansas State

1956 - 5th Overall

Rd	Player	School
1.	Choice: Glick, Gary [B]	Colorado State
2.	Davis, Art [B]	Mississippi State
3.	Krupa, Joe [T]	Purdue
4.	Taylor, Jim [C]	Baylor
5.	Murley, Dick [G]	Purdue
6.	Murakowski, Bill [B]	Purdue
7.	Taylor, Ray [B]	TCU
8.	Gaspari, Dick [C]	George Washington
9.	Edmonds, Wayne [G]	Wichita
10.	Baldacci, Lou [B]	Notre Dame
11.	Choice to Detroit	Michigan
12.	Tarasovic, Phil [E]	—
13.	Holley, Weldon [B]	Yale
14.	Emmons, Jim [T]	Baylor
15.	Choice to San Francisco	Alabama
16.	Reed, Lionel [B]	—
17.	Schmitt, Bill [G]	Central Oklahoma State
18.	Stephans, John [B]	Pittsburgh
19.	Jacobs, Jerry [G]	Holy Cross
20.	Glatz, Fred [E]	Florida State
21.	Martell, Gene [T]	Pittsburgh
22.	DiPasquale, Ray [B]	Notre Dame
23.	Neft, Pete [QB]	Pittsburgh
24.	Engram, Brian [E]	Pittsburgh
25.	O'Dell, Bill [B]	TCU
26.	Sweeney, Frank [G]	Clemson
27.	Benson, Buddy [B]	Xavier
28.	DeGraat, Bill [B]	Arkansas
29.	Thompson, Wes [T]	Cornell
30.		Alabama

STEELERS All-Time Draft Picks

1955 - 6th Overall

Rd	Player	School
1.	Varrichione, Frank [T]	Notre Dame
2.	Choice to Los Angeles	—
3.	Bernet, Ed [E]	SMU
4.	Broussard, Fred [C]	Texas A & M & Northwestern Louisiana
5.	Mason, George [T]	Alabama
6.	Harkey, Lem [B]	Emporia
7.	Reeve, Hal [T]	Oregon
8.	Choice to Detroit	—
9.	Unitas, John [OB]	Louisville
10.	Boyle, Terry [T]	Cincinnati
11.	Eaton, Vic [OB]	Missouri
12.	Cooke, Jim [E]	Lincoln [Pa.]
13.	Whitmer, Jim [B]	Purdue
14.	Byrne, John [G]	John Carroll
15.	Duckett, Ellis [B]	Michigan State
16.	Vincent, Frank [C]	Glenville State [W. Va.]
17.	Merchant, Ed [B]	Miami [Ohio]
18.	Maier, George [G]	Marshall
19.	Smith Ed [B]	Texas Southern
20.	Matykiewicz, Lou [E]	Iowa
21.	Phenix, Rees [T]	Georgia Tech
22.	McCabe, Richie [B]	Pittsburgh
23.	Holz, Gordy [T]	Minnesota
24.	Maycock, Mike [E]	Villanova
25.	Bull, Charlie [G]	Missouri
26.	Soltau, Jim [E]	Minnesota
27.	Sanford, Bill [B]	Hofstra
28.	Williams, Dave [G]	Ohio State
29.	Sinclair, Bernie [E]	Texas A & M
30.	Caruzzi, Jim [B]	Marquette

1954 - 7th Overall

Rd	Player	School
1.	Lattner, John [B]	Notre Dame
2.	Stark, Pat [B]	Syracuse
3.	Miner, Tom [E]	Tulsa
4.	Choice to Los Angeles	—
5.	Choice to San Francisco	—
6.	Pepper, Laurin [B]	Mississippi Southern
7.	O'Brien, Jack [E]	Florida
8.	Cameron, Paul [B]	UCLA
9.	Zombeck, Joe [E]	Pittsburgh
10.	Fisher, Bob [T]	Tennessee
11.	Cimaroli, Lou [B]	Pittsburgh
12.	Fritz, Don [E]	Cincinnati
13.	Lattimer, Charley [C]	Maryland
14.	Bradford, Roger [E]	Waynesburg & Duquesne
15.	Drake, Tom [G]	Chattanooga
16.	Krol, Cas [T]	Detroit
17.	Fulwyler, Joe [C]	Oregon State
18.	Penza, Don [E]	Notre Dame
19.	Rydalch, Don [B]	Utah
20.	Prender, Fred [B]	West Chester State
21.	Tassotti, Dan [T]	Miami [Fla.]
22.	Lapsley, John [G]	Northeastern
23.	Pascarella, Joe [T]	Penn State
24.	Flangagan, Jack [E]	Detroit
25.	Barron, Jim [T]	Mississippi State & Tulsa
26.	Varaitis, Joe [B]	Penn
27.	Yewcic, Tom [B]	Michigan State
28.	Bush Joe [G]	Notre Dame
29.	Fagan, Joe [T]	John Carroll
30.	Sweatte, Juel [B]	Oklahoma

1953 - 5th Overall

Rd	Player	School
1.	Marchibroda, Ted [OB]	Detroit & St. Bonaventure
2.	Johnson, John Henry [B]	St. Marys [Cal.] & Arizona State
3.	Matuszak, Marv [LB]	Tulsa
4.	Colterjann, Lloyd [E]	Maryland
5.	Gaona, Bob [T]	Wake Forest
6.	Barton, Tom [G]	Clemson
7.	Alderton, John [E]	Maryland
8.	Perry, Lowell [E]	Michigan
9.	Sarnese, Pat [T]	Temple
10.	Holohan, Frank [T]	Tennessee
11.	Choice to Chicago Bears	—
12.	Robertson, Jerry [B]	Kansas
13.	Davis, Leo [E]	Bradley
14.	Montgomery, Charley [T]	Mississippi
15.	O'Neill, Bob [E]	Notre Dame
16.	Zachary, John [B]	Miami [Ohio]
17.	Quinn, Reed, [B]	Florida
18.	Holben, Carl [T]	Duke
19.	Williams, John [B]	Louisville
20.	Hayley, Will Lee [E]	Auburn
21.	Earley, Don [G]	South Carolina
22.	O'Connor, Ed [T]	Maryland
23.	Correll, Ray [G]	Kentucky
24.	Schneidenbach, Bob [B]	Miami [Fla.]
25.	Hampel, Vic [E]	Houston
26.	McLairn, Jack [E]	Bethune-Cookman
27.	DeLaney, Jack [B]	Cincinnati
28.	Cimini, Joe [T]	Mississippi State
29.	Massarro, Art [B]	W & J
30.	Tepe, Lou [C]	Duke

1952 - 6th Overall

Rd	Player	School
1.	Modzelewski, Ed [B]	Maryland
2.	Tarasovic, George [C]	LSU
3.	Wadiak, Steve [B]	South Carolina
4.	Gearding, Jack [T]	Xavier
5.	Choice to Chicago Bears	—
6.	Choice to Los Angeles	—
7.	Hipps, Claude [B]	Georgia
8.	Choice to Chicago Bears	—
9.	Payne, Herky [B]	Tennessee
10.	Gilmartin, George [B]	Xavier
11.	Spinks, Jack [B]	Alcorn A & M
12.	McFadden, Marv [T]	Michigan State
13.	Flood, Dave [B]	Notre Dame
14.	Davis, June [G]	Texas
15.	Pivrotto, Dick [B]	Princeton
16.	Ladygo, Pete [E]	Maryland
17.	Smithwick, Pat [G]	St. Norberts
18.	MacDonald, Andy [B]	Gen. Michigan
19.	Kerkoian, Gary [OB]	Stanford
20.	Simeone, Dan [T]	Villanova
21.	Babcock, Harry [E]	Georgia
22.	Byrne, Bob [B]	Montana State
23.	Pollock, Vic [B]	Army
24.	Bestwick, Bob [OB]	Pittsburgh
25.	Robinson, Bill [B]	Lincoln [Mo.]
26.	Wilson, Bobby [B]	Alabama
27.	Doyle, Skip [B]	Ohio State
28.	Hanifan, Jerry [G]	St. Bonaventure
29.	Warriner, Chris [E]	Pittsburgh
30.	Kissell, Ed [B]	Wake Forest

STEELERS All-Time Draft Picks

1951 - 9th Overall

Rd	Player	School
1.	Avinger, Clarence (B)	Alabama
2.	Ortmann, Chuck (B)	Michigan
3.	Sulima, George (E)	Boston University
4.	French, Barry (T)	Purdue
5.	Sampson, Floyd (B)	McMurry
6.	Dodril, Dale (G)	Colorado A & M
7.	Mathews, Ray (B)	Clemson
8.	Minarik, Hank (E)	Michigan State
9.	Schweder, John (G)	Penn
10.	Salata, Paul (E)	Southern California
11.	McCutcheon, Joe (G)	Washington & Lee
12.	Brandt, Jim (B)	St. Thomas [Minn.]
13.	Szabo, Bill (T)	Bucknell
14.	Mizerany, Mike (G)	Alabama
15.	Webb, Clay (B)	Kentucky
16.	Oberg, Lambert (C)	Trinity (Conn.)
17.	Ghelmann, Ted (T)	William & Mary
18.	Field, Pat (B)	Georgia
19.	Pavilkowski, Bill (B)	Boston University
20.	Donnelly, Tom (T)	Holy Cross
21.	Cheatham, Ernie (T)	Loyola [Cal.]
22.	Hendley, Dick (B)	Clemson
23.	Minor, Joe (E)	John Carroll
24.	Alois, Art (C)	San Francisco
25.	Calvin, Tommy (B)	Alabama
26.	Pearman, Bill (G)	Tennessee
27.	Radcliffe, Bob (B)	Wisconsin
28.	Hansen, Howie (B)	UCLA
29.	Smith, Fred (E)	Tulsa
30.	Gruble, John (E)	Tennessee

1950 - 8th Overall

Rd	Player	School
1.	Chandnois, Lynn (B)	Michigan State
2.	Stautner, Ernie (T)	Boston College
3.	Hughes, George (G)	William & Mary
4.	Choice to Chicago Bears	—
5.	Allen, Lou (T)	Duke
6.	Mattson, Ed (B)	Trinity [Texas]
7.	Smith, Truett (B)	Mississippi State & Wyoming
8.	Rogel, Fran (B)	Penn State
9.	Druen, Max (T)	Tulane
10.	Choice to Chicago Cards	—
11.	Williams, Charley (E)	Sam Houston State
12.	Choice to Chicago Cards	—
13.	Norton, Negley (T)	Penn State
14.	Kynes, Jim (C)	Florida
15.	Russell, Harry (B)	San Jose State
16.	Barkouskie, Bernie (G)	Pittsburgh
17.	Bodine, Al (B)	Georgia
18.	Powell, Kenneth (E)	North Carolina
19.	Gaul, Frank (T)	Notre Dame
20.	DeNoia, Mike (B)	Scranton
21.	Tomlinson, Dick (G)	Kansas
22.	Burak, Stan (B)	George Washington
23.	Kersulis, Walt (E)	Illinois
24.	Weaver, John (G)	Miami (Ohio)
25.	Numbers, Bob (C)	Lehigh
26.	Vaccaro, Nick (B)	Florida
27.	Kreiser, Elmer (E)	Bloomsburg State
28.	Diehl, Jerry (B)	Idaho
29.	DePasqua, Carl (B)	Pittsburgh
30.	Hudak, Ed (T)	Notre Dame

1949 - 6th Overall

Rd	Player	School
1.	Gage, Bobby (B)	Clemson
2.	Davis, Harper (B)	Mississippi State
3.	Walsh, Bill (C)	Notre Dame
4.	Gen, Joe (B)	Georgia
5.	Long, Bill (E)	Oklahoma A & M
6.	Brightwell, Doug (C)	TCU
7.	Talarico, Bill (B)	Penn
8.	Brown, George (G)	TCU
9.	Breenan, Tom (T)	Boston College
10.	Hood, Bob (E)	Alabama
11.	Sanders, Al (C)	Mississippi Southern
12.	Finks, Jimmy (B)	Tulsa
13.	Walston, R.R. (G)	North Texas State
14.	Moon, Dave (B)	SMU
15.	Sobczak, Ed (E)	Michigan
16.	Snell, Denvard (T)	Auburn
17.	Kissell, Veto (B)	Holy Cross
18.	Shipman, Clint (T)	East Texas State
19.	McBridge, Jack (E)	Rice
20.	Mann, Ben (G)	Mississippi
21.	Jackura, Joe (C)	Georgia
22.	Johnson, Lloyd (B)	West Texas State
23.	Owens, Jim (E)	Oklahoma
24.	Snowden, Ivan (T)	Texas A & I
25.	Golf, Bobby (B)	Texas A & M

1948 - 9th Overall

Rd	Player	School
1.	Edwards, Dan (E)	Georgia
2.	Nuzum, Jerry (B)	New Mexico A & M
3.	Wozniak, John (G)	Alabama
4.	Gasparella, Joe (OB)	Notre Dame
5.	Luongo, Bill (B)	Penn
6.	Cooper, Jim (C)	North Texas State
7.	Ryan, Ed (E)	St. Mary's [Cal.]
8.	Deranek, Dick (B)	Indiana
9.	Redfield, Paul (T)	Colgate
10.	Papach, George (B)	Purdue
11.	Finical, Tom (E)	Princeton
12.	Lane, Clayton (T)	New Hampshire
13.	Mazuca, Dick (G)	Canisius
14.	McPeak, Bill (E)	Pittsburgh
15.	Messoline, Frank (B)	Scranton
16.	Lane, Tom (T)	Muhlenburg
17.	Barbolak, Pete (T)	Purdue
18.	Folger, Fred (B)	Duke
19.	Snyder, Charley (T)	Marshall
20.	Stevens, Tully (E)	Utah
21.	Norman, Dike (C)	Washington & Lee
22.	Simmons, Floyd (B)	Notre Dame
23.	Hausser, Paul (T)	Wichita
24.	Ramsey, Bob (B)	SMU
25.	Whitlow, Felton (T)	North Texas State
26.	Bowen, Dinky (B)	Georgia Tech
27.	Gibron, Abe (G)	Purdue
28.	Hilkene, Bruce (T)	Michigan
29.	Zuchowski, Ted (T)	Toledo
30.	DeMatteo, Tony (B)	Pittsburgh

STEELERS All-Time Draft Picks

1947 - 5th Overall

Rd	Player	School
1.	Bechtol, Hub [E]	Texas
2.	Mastrangelo, John [G]	Notre Dame
3.	Wygo, Frank [T]	Cornell
4.	Aschenbrenner, Frank [B]	Northwestern
5.	Meeks, Bryant [C]	South Carolina
6.	Shipkey, Jerry [B]	UCLA
7.	Vander Clute, Bert [G]	Wesleyan
8.	Gibson, Paul [E]	North Carolina State
9.	Medd, Jack [C]	Wesleyan
10.	Fitch, Jack [B]	North Carolina
11.	Parseghian, Ara [B]	Miami [Ohio]
12.	Moore, Bill [T]	Penn State
13.	Bruno, Larry [B]	Geneva
14.	Jenkins, Ralph [C]	Clemson
15.	Nicke, Elbie [E]	Cincinnati
16.	Cregar, Bill [C]	Holy Cross
17.	Mulready, Jerry [B]	North Dakota State
18.	Smith, Warren [T]	Kansas Wesleyan
19.	Hamilton, Fred [T]	Vanderbilt
20.	Taylor, Fred [E]	TCU
21.	Bushmaier, Binks [B]	Vanderbilt
22.	Davis, Paul [B]	Otterbein
23.	Kalminar, Tommy [B]	Pitt & Nevada
24.	Mohr, Don [E]	Baldwin-Wallace
25.	Young, Art [G]	Dartmouth
26.	Sazio, Ralph [T]	William & Mary
27.	Pitzer, Dick [E]	Army
28.	Stalloni, Tom [T]	Delaware
29.	DiFrancesca, Vince [G]	Northwestern
30.	Lahr, Warren [B]	Western Reserve

1946 - 3rd Overall

Rd	Player	School
1.	Blanchard, Doc [B]	Army
2.	Clark, George [B]	Duke
3.	Rowe, Harmond [B]	Baylor & San Francisco
4.	Tepsic, Joe [B]	Penn State
5.	Seiferling, Jack [B]	Utah State
6.	Woods, Marion [G]	Clemson
7.	Reinhardt, Tom [T]	Minnesota
8.	Ponsetto, Joe [B]	Michigan
9.	Evans, Bob [B]	Penn
10.	Bonwell, Mel [B]	Central Iowa
11.	Holloway, Doc [G]	William & Mary
12.	Owen, Carroll [B]	Catawba
13.	Poppin, George [T]	New Mexico
14.	McCain, Bob [E]	Mississippi
15.	Tallichief, Tom [T]	Oklahoma
16.	Peri, Al [B]	Youngstown & Georgia
17.	Lopez, Russ [C]	West Virginia
18.	Garrison, Charles [G]	Wake Forest
19.	Cloud, Bill [T]	Temple
20.	Garbinski, Mike, [B]	Penn State
21.	Loiacano, Charley [C]	LaFayette
22.	Johnson, George [T]	Pittsburgh
23.	Leitheiser, Bill [G]	Duke
24.	Adams, Roger [C]	Florida
25.	Verkins, Bob [B]	Tulsa
26.	Castle Clarence [B]	Mississippi
27.	Marino, Marchi [T]	Penn State
28.	Hansen, Bob [E]	UCLA
29.	Graves, Larry [T]	Newberry
30.	Bruce, Gall [E]	Washington

1945 - 2nd Overall

Rd	Player	School
1.	Duhart, Paul [B]	Florida
2.	Dugger, Jack [E]	Ohio State
3.	Dellastatious, Bill [B]	Missouri
4.	Adamas, Roger [C]	Florida
5.	Mehelich, Chuck [E]	Duquesne
6.	Browning, Greg [E]	Denver
7.	Wolak, Mike [B]	Duquesne
8.	Hughes, Tom [T]	Purdue & Missouri
9.	Pense, Leon [B]	Arkansas
10.	Brandau, Art [C]	Tennessee
11.	Ball, Ray [B]	Holy Cross
12.	Basilone, Frank [B]	Duquesne
13.	Monahan, John [E]	Dartmouth
14.	Odeili, Mel [B]	Duquesne
15.	<i>Choice to Chicago Bears</i>	-
16.	Ungles, Jim [B]	Kansas State
17.	Itzell, John [B]	Pittsburgh
18.	Wizbicki, Alex [B]	Holy Cross
19.	Landrigan, Jim [T]	Holy Cross & Dartmouth
20.	Lilienthal, Bill [T]	Villanova
21.	Price, Art [B]	Rutgers
22.	Malmberg, Dan [B]	UCLA
23.	Hartwell, Everette [E]	Auburn
24.	Cain, Ed [B]	Rice
25.	Caraccioli, Angelo [B]	Pittsburgh
26.	Burns, Ed [B]	Boston College
27.	Stough, Glen [T]	Duke
28.	Marsh, Jim [T]	Oklahoma A & M
29.	Grant, Ralph [B]	Bucknell
30.	Kondria, John [T]	St. Vincent

1944 - 10th Overall

Rd	Player	School
1.	Podesto, Johnny [B]	St. Mary's [Cal.]
2.	Odell, Bob [B]	Penn
3.	Gantt, Bob [E]	Duke
4.	McCaffray, Art [T]	Santa Clara & College of Pacific
5.	Dwen, George [G]	Wake Forest
6.	Savage, Dan [B]	Brown
7.	Freitas, Jesse [B]	Santa Clara
8.	Titus, George [C]	Holy Cross
9.	Stofko, Ed [B]	St. Francis
10.	Jansante, Val [E]	Duquesne
11.	Buda, Carl [G]	Tulsa
12.	Gray, Sam [E]	Tulsa
13.	Longacre, Bob [B]	William & Mary
14.	Zetty, Les [E]	Muhlenberg
15.	Myers, Jim [G]	Tennessee
16.	Gottlieb, Joe [B]	Duquesne
17.	Davis, Hugh [B]	Michigan State
18.	Sullivan, Bill [E]	Villanova
19.	Woodside, Jimmy [C]	Temple
20.	Miller, Bill [B]	Penn
21.	Lawson, Bob [E]	Holy Cross
22.	Caver, Hank [B]	Presbyterian
23.	Carter, Paul [T]	Michigan State
24.	Holben, Dick [T]	Muhlenberg
25.	Tippee, Howard [B]	Iowa State
26.	Malmberg, Charley [T]	Rice
27.	Ashbaugh, Russ [B]	Notre Dame
28.	Petroski, Pat [G]	Miami [Fla.]
29.	Tosti, Joe [E]	Scranton
30.	Seelinger, Len [B]	Wisconsin

STEELERS All-Time Draft Picks

1943 - 7th Overall

Rd	Player	School
1.	Daley, Bill (B)	Minnesota
2.	Russell, Jack (E)	Baylor
3.	Connolly, Harry (B)	Boston College
4.	Sossamen, Lou (C)	South Carolina
5.	Ratto, Al (C)	St.Mary's (Cal.)
6.	Curry, Ray (E)	St.Mary's (Cal.)
7.	Murphy, Ed (E)	Holy Cross
8.	Owelle, Dick (B)	Rice
9.	Wukits, Al (C)	Duquesne
10.	Repko, Joe (T)	Boston College
11.	Boltrek, Pete (T)	North Carolina State
12.	Shiekman, Mort (G)	Penn
13.	Crain, Milt (B)	Baylor
14.	Kielbasa, Max (B)	Duquesne
15.	Skorich, Nick (G)	Cincinnati
16.	Field, Jackie (B)	Texas
17.	Bucek, Felix (G)	Texas A & M
18.	Welsh, Johnny (B)	Penn
19.	Compagno, Tony (B)	St.Mary's (Cal.)
20.	Zapalac, Willie (B)	Texas A & M
21.	Bain, George (T)	Oregon State
22.	Wynne, Clay (T)	Arkansas
23.	Cibulas, Joe (T)	Duquesne
24.	Yambrick, Bill (C)	Western Michigan
25.	Freeman, Jack (G)	Texas
26.	Goode, Joe (B)	Duquesne
27.	Quirshan, Jack (T)	Pittsburgh
28.	Lobpries, Fritz (G)	Texas
29.	Jones, Art (B)	Haverford
30.	Ruman, Bob (B)	Arizona

1942 - 1st Overall

Rd	Player	School
1.	Dudley, Bill (B)	Virginia
2.	Martin, Vern (B)	Texas
3.	Casanege, Ken (B)	Santa Clara
4.	Kutner, Mal (E)	Texas
5.	Sandig, Curt (B)	St.Mary's (Tex.)
6.	Greene, Charley (T)	Tulsa
7.	Butler, Johnny (B)	Tennessee
8.	Spendlove, Floyd (T)	Utah
9.	Chase, Rayburn (B)	Missouri
10.	Steele, Ernie (B)	Washington
11.	Wood, Thornley (B)	Columbia
12.	Roach, Bill (E)	TCU
13.	Holt, Wayne (G)	Tulsa
14.	Mosher, Clure (C)	Louisville
15.	Law, Hubbard (B)	Sam Houston
16.	Tomasic, Andy (B)	Temple
17.	Chamberlain, Garth (T)	Brigham Young
18.	Rokisky, John (E)	Duquesne
19.	Jenkins, Ray (B)	Colorado
20.	Kapriva, Frank (G)	Wake Forest

1941 - 3rd Overall

Rd	Player	School
1.	Gladchuk, Chet (C)	Boston College
2.	Knolla, Johnny (B)	Creighton
3.	Ringgold, Jim (B)	Wake Forest
4.	Sears, Vic (T)	Oregon State
5.	Suffridge, Bob (G)	Tennessee
6.	Robert, Jim (C)	Marshall
7.	Elrod, Ervin (E)	Mississippi State
8.	Fritz, Ralph (G)	Michigan
9.	Uremovich, Emil (T)	Indiana
10.	Severn, Paul (E)	North Carolina
11.	Cotton, Russ (B)	Texas Mines
12.	Gore, J.W. (G)	LSU
13.	Eibner, John (T)	Kentucky
14.	McAfee, Wes (B)	Duke
15.	Fox, Terry (B)	Miami (Fla.)
16.	Cornwall, Bill (T)	Furman
17.	Kerr, George (G)	Boston College
18.	Bjorklund, Bob (E)	Minnesota
19.	Castiglia, Jim (B)	Georgetown
20.	Landsberg, Mort (B)	Cornell

1940 - 3rd Overall

Rd	Player	School
1.	Eakin, Kay (B)	Arkansas
2.	Wenzel, Ralph (E)	Tulane
3.	Kiick, George (B)	Bucknell
4.	Ivy, Frank (E)	Oklahoma
5.	Goff, Clark (T)	Florida
6.	Bykowski, Frank (G)	Purdue
7.	Cignetti, Pete (B)	Boston College
8.	Nery, Carl (G)	Duquesne
9.	Boisseau, Dick (T)	Washington & Lee
10.	Shu, Paul (B)	VMI
11.	Cox, Cary (C)	Alabama
12.	Pirro, Rocco (B)	Catholic
13.	Noppenberg, John (B)	Miami (Fla.)
14.	Stublar, Nick (T)	Santa Clara
15.	McCarthy, Ray (B)	Santa Clara
16.	Gajceki, Leon (C)	Penn State
17.	Sullivan, Mike (C)	North Carolina State
18.	Daly, Seaton (T)	Gonzaga
19.	Harvey, Thad (T)	Notre Dame
20.	Katzenstein, Marvin (T)	Colorado Mines

1939 - 2nd Overall

Rd	Player	School
1.	Choice to Chicago Bears	—
2.	Choice to Brooklyn	—
3.	Patterson, Bill (B)	Baylor
4.	McCullough, Hugh (B)	Oklahoma
5.	Wheeler, Ernie (B)	North Dakota State
6.	Boyd, Sam (E)	Baylor
7.	Palumbo, Eddie (B)	Detroit
8.	Nelson, Ole (E)	Michigan State
9.	Petro, Steve (G)	Pittsburgh
10.	Lee, Jack (B)	Carnegie Tech
11.	Tomasetti, Lou (B)	Bucknell
12.	Cochran, Denny (B)	St. Louis
13.	Hoffman, Fabian (E)	Pittsburgh
14.	Clary, Ed (B)	South Carolina
15.	Tosi, John (C)	Niagara
16.	Lezouski, Al (G)	Pittsburgh
17.	Longhi, Ed (C)	Notre Dame
18.	Shrik, Dave (E)	Kansas
19.	Peters, Frank (E)	Washington
20.	Sheldrake, Tom (E)	Washington

1938 - 4th Overall

Rd	Player	School
1a.	White, Byron (B)	Colorado
1b.	Fitchcock, Frankie (B)	Indiana
2a.	Choice to New York	—
2b.	Choice to Detroit	—
3.	Midler, Lou (T)	Minnesota
4.	Platukis, George (E)	Duquesne
5.	King, Ray (E)	Minnesota
6.	Burnette, Tom (B)	North Carolina
7.	McDonough, Paul (E)	Utah
8.	McCarty, Pat (C)	Notre Dame
9.	Choice to Cleveland	—
10.	Choice to Chicago Cards	—

1937 - 5th Overall

Rd	Player	School
1.	Basrak, Mike (C)	Duquesne
2.	Finley, Bob (B)	SMU
3.	Breeden, Bill (E)	Oklahoma
4.	Hewes, Bo (B)	Oklahoma
5.	Frye, Jack (B)	Missouri
6.	Roach, Walt (E)	TCU
7.	Haines, Byron (E)	Washington
8.	Kordick, Marty (G)	St. Mary's (Cal.)
9.	Patanelli, Matt (E)	Michigan
10.	Nevers, Stan (T)	Kentucky

1936 - 3rd Overall

Rd	Player	School
1.	Shakespeare, Bill (B)	Notre Dame
2.	Barnum, Len (B)	West Virginia Wesleyan
3.	Grayson, Bobby (B)	Stanford
4.	Spain, Truman (T)	SMU
5.	Sandefur, Wayne (B)	Purdue
6.	Orr, Maurice (T)	SMU
7.	Peters, Marty (E)	Notre Dame
8.	Karpowich, Ed (T)	Catholic
9.	Meglen, Joe (B)	Georgetown

MEDIA INFORMATION

FOOTBALL STAFF

2015 PLAYERS

2014 IN REVIEW

STEELERS HISTORY

RECORDS



RECORDS

PITTSBURGH STEELERS



Steelers

STEELERS All-Time Individual Leaders

STEELERS All-Time Service

MOST SEASONS

1. Mike Webster (1974-88)	15
2. Hines Ward (1998-2011)	14
Donnie Shell (1974-87)	
John Stallworth (1974-87)	
Larry Brown (1971-84)	
Mel Blount (1970-83)	
Terry Bradshaw (1970-83)	
Ernie Stautner (1950-63)	
9. Brett Keisel (2002-14)	13
Aaron Smith (1999-2011)	
Dermontti Dawson (1988-2000)	
Gary Anderson (1982-94)	
Tunch Ilkin (1980-92)	
Jon Kolb (1969-81)	
L.C. Greenwood (1969-81)	
Joe Greene (1969-81)	
Sam Davis (1967-79)	
Ray Mansfield (1964-76)	

MOST GAMES

1. Mike Webster (1974-88)	220
2. Hines Ward (1998-2011)	217
3. Donnie Shell (1974-87)	201
4. Mel Blount (1970-83)	200
5. Gary Anderson (1982-94)	197
6. Dermontti Dawson (1988-2000)	184
7. Deshea Townsend (1998-2009)	183
8. Ray Mansfield (1964-76)	182
9. Joe Greene (1969-81)	181
10. David Little (1981-92)	179

MOST CONSECUTIVE GAMES PLAYED

1. Ray Mansfield (1964-76)	182
2. Mike Webster (1974-85)	177
3. Dermontti Dawson (1988-99)	170

STEELERS All-Time Scoring

MOST TOTAL POINTS

CAREER:	
1. Gary Anderson (1982-94), 416 PATs, 309 FGs	1,343
2. Jeff Reed (2002-10), 307 PATs, 204 FGs	919
3. Roy Gerela (1971-78), 293 PATs, 146 FGs	731
4. Franco Harris (1972-83), 100 TDs	600
5. Shaun Suisham (2010-14), 173 PATs, 124 FGs	545

SEASON:

1. Norm Johnson (1995), 39 PATs, 34 FGs	141
Gary Anderson (1985), 40 PATs, 33 FGs	139
3. Shaun Suisham (2014), 45 PATs, 29 FGs	132
4. Shaun Suisham (2013), 39 PATs, 30 FGs	129
5. Jeff Reed (2004), 40 PATs, 28 FGs	124
Kris Brown (2001), 34 PATs, 30 FGs	124
7. Roy Gerela (1973), 36 PATs, 29 FGs	123
8. Jeff Reed (2009), 41 PATs, 27 FGs	122
9. Gary Anderson (1983), 38 PATs, 27 FGs	119
Roy Gerela (1972), 35 PATs, 28 FGs	119
11. Shaun Suisham (2012), 34 PATs, 28 FGs	118
Gary Anderson (1988), 34 PATs, 28 FGs	118

GAME:

1. Roy Jefferson (11/3/68 at Atlanta), 4 TDs	24
Ray Mathews (10/17/54 vs. Cleveland), 4 TDs	24
2. Charles Johnson (11/1/98 vs. Tennessee), 3TDs, 2 2-PTs	22

MOST TOUCHDOWNS

CAREER:

1. Franco Harris (1972-83)	100
2. Hines Ward (1998-2011)	86
3. Jerome Bettis (1996-2005)	80
4. John Stallworth (1974-87)	64
5. Lynn Swann (1974-82)	53
6. Louis Lipps (1984-91)	46
7. Heath Miller (2005-14) (TE)	43
Ray Mathews (1951-59)	43
9. Buddy Dial (1959-63)	42
10. Kordell Stewart (1995-2002)	40

SEASON:

1. Willie Parker (2006)	16
2. Louis Lipps (1985)	15
3. Antonio Brown (2014)	14
Franco Harris (1976)	14
5. Rashard Mendenhall (2010)	13
Jerome Bettis (2004)	13
7. Hines Ward (2002)	12
Franco Harris (1979)	12
Roy Jefferson (1968)	12
Buddy Dial (1961)	12

GAME:

1. Roy Jefferson (11/3/68 at Atlanta)	4
Ray Mathews (10/17/54 vs. Cleveland)	4
3. Le'Veon Bell (12/7/14 at Cincinnati)	3
Jerricho Cotchery (11/3/13 at New England)	3
Mewelde Moore (10/19/08 at Cincinnati)	3
Willie Parker (9/7/08 vs. Houston)	3
Hines Ward (10/22/06 at Atlanta)	3
Jerome Bettis (1/1/06 vs. Detroit)	3
Jerome Bettis (9/12/04 vs. Oakland)	3
Richard Huntley (9/12/99 at Cleveland)	3
Charles Johnson (11/1/98 vs. Tennessee)	3
Yancey Thigpen (12/7/97 vs. Denver)	3
Jerome Bettis (11/30/97 at Arizona) (OT)	3
Bam Morris (11/19/95 at Cincinnati)	3
Eric Pegram (11/5/95 at Chicago)	3
Barry Foster (9/27/93 at Atlanta)	3
Merril Hoge (10/29/90 vs. L.A. Rams)	3
Eric Green (10/14/90 at Denver)	3
Merril Hoge (11/26/89 at Miami)	3
Walter Abercrombie (12/13/86 at N.Y. Jets)	3
Weegie Thompson (11/2/86 vs. Green Bay)	3
Louis Lipps (9/8/85 vs. Indianapolis)	3
John Stallworth (11/25/84 vs. San Diego)	3
John Stallworth (11/4/84 vs. Houston)	3
Jim Smith (9/28/80 vs. Chicago)	3
Franco Harris (11/25/79 vs. Cleveland)	3
Rocky Bleier (12/5/76 vs. Tampa Bay)	3
Steve Davis (9/22/74 at Denver)	3
Franco Harris (10/29/72 at Buffalo)	3
Earl Gros (12/21/69 vs. New Orleans)	3
John Henry Johnson (10/10/64 at Cleveland)	3
Buddy Dial (10/27/63 vs. Dallas)	3

MOST FIELD GOALS

CAREER:

1. Gary Anderson (1982-94)	309
2. Jeff Reed (2002-10)	204
3. Roy Gerela (1971-78)	146
4. Shaun Suisham (2010-14)	124
5. Norm Johnson (1995-98)	105

STEELERS All-Time Individual Leaders

MOST FIELD GOALS (Continued)

SEASON

1. Norm Johnson (1995)	34
2. Gary Anderson (1985)	33
3. Shaun Suisham (2013)	30
Kris Brown (2001)	30
5. Shaun Suisham (2014)	29
Roy Gerela (1973)	29
7. Shaun Suisham (2012)	28
Jeff Reed (2004)	28
Gary Anderson (1993)	28
Gary Anderson (1992)	28
Gary Anderson (1988)	28
Roy Gerela (1972)	28

GAME

1. Jeff Reed (12/1/02 vs. Jacksonville)	6
Gary Anderson (10/23/88 vs. Denver)	6

MOST FIELD GOAL ATTEMPTS

WARRIOR

1. Gary Anderson (1982-94)	395
2. Jeff Reed (2002-10)	249
3. Roy Gerela (1971-78)	227
4. Shaun Suisham (2010-14)	141
5. Norm Johnson (1995-98)	127

SEASON

1. Kris Brown (2001)	44
2. Roy Gerela (1973)	43
3. Gary Anderson (1985)	42
Lou Michaels (1962)	42
5. Norm Johnson (1995)	41
Roy Gerela (1972)	41
Lou Michaels (1963)	41

GAME

1. Lou Michaels (12/2/62 at St. Louis)	8
--	---

LONGEST FIELD GOALS (50-PLUS YARDS)

1. Kris Brown (10/14/01 at Kansas City)	55
Gary Anderson (11/25/84 vs. San Diego)	55
3. Gary Anderson (12/8/91 at Houston)	54
4. Shaun Suisham (11/9/14 at N.Y. Jets)	53
Jeff Reed (11/8/10 at Cincinnati)	53
Jeff Reed (9/21/08 at Philadelphia)	53
Gary Anderson (10/21/84 at Indianapolis)	53
8. Shaun Suisham (10/11/12 at Tennessee)	52
Jeff Reed (9/12/10 vs. Atlanta)	52
Kris Brown (9/30/01 at Buffalo)	52
Kris Brown (11/12/00 vs. Philadelphia)	52
Norm Johnson (11/9/97 at Baltimore)	52
Gary Anderson (11/13/88 vs. Philadelphia)	52
Gary Anderson (11/22/87 at Cincinnati)	52
Gary Anderson (11/17/85 at Houston)	52
16. Shaun Suisham (12/19/11 at San Francisco)	51
Jeff Reed (10/17/04 at Dallas)	51
Jeff Reed (9/26/04 at Miami)	51
Jeff Reed (9/14/03 at Kansas City)	51
Kris Brown (10/25/99 vs. Atlanta)	51
21. Jeff Reed (12/3/06 vs. Tampa Bay)	50
Jeff Reed (12/1/02 at Jacksonville)	50
Norm Johnson (11/19/95 at Cincinnati)	50
Gary Anderson (11/6/94 at Houston)	50
Gary Anderson (9/13/87 vs. San Francisco)	50
Lou Michaels (9/15/63 at Philadelphia)	50

HIGHEST FIELD GOAL PERCENTAGE

CAREER (Min. 45 Att.):

1. Shaun Suisham (2010-14) (124-141)	87.9
2. Norm Johnson (1995-98) (105-127)	82.7
3. Jeff Reed (2002-10) (204-249)	81.9
4. Gary Anderson (1982-94) (309-395)	78.2
5. Kris Brown (1999-2001) (80-103)	77.7

SEASON (Min. 15 Att.):

1. Shaun Suisham (2013) (30-32)	93.8
2. Shaun Suisham (2010) (14-15)	93.3
Gary Anderson (1993) (28-30)	93.3
4. Jeff Reed (2007) (23-25)	92.0
5. Shaun Suisham (2014) (29-32)	90.6

MOST CONSECUTIVE FIELD GOALS MADE

1. Shaun Suisham (2013-14)	24
2. Jeff Reed (2004-05)	22
3. Gary Anderson (1994)	19
4. Jeff Reed (2007-08)	18

MOST EXTRA POINTS

CAREER

1. Gary Anderson (1982-94)	416
2. Jeff Reed (2002-10)	307
3. Roy Gerela (1971-78)	293
4. Shaun Suisham (2010-14)	173
5. Norm Johnson (1995-98)	137

SEASON

1. Matt Bahr (1979)	50
2. Shaun Suisham (2014)	45
Jeff Reed (2005)	45
Gary Anderson (1984)	45
5. Jeff Reed (2007)	44
Roy Gerela (1978)	44
Roy Gerela (1975)	44
8. Jeff Reed (2009)	41
Jeff Reed (2006)	41
10. Jeff Reed (2004)	40
Norm Johnson (1997)	40
Gary Anderson (1985)	40
Roy Gerela (1976)	40

GAME

1. Gary Kerkorian (11/30/52 vs. N.Y. Giants)	8
2. Shaun Suisham (10/26/14 vs. Indianapolis)	7
Gary Anderson (11/25/84 vs. San Diego)	7

MOST EXTRA POINT ATTEMPTS

CAREER

1. Gary Anderson (1982-94)	420
2. Jeff Reed (2002-10)	310
3. Roy Gerela (1971-78)	306

SEASON

1. Matt Bahr (1979)	52
---------------------	----

GAME

1. Gary Kerkorian (11/30/52 vs. N.Y. Giants)	8
--	---

MOST CONSECUTIVE EXTRA POINTS MADE

CAREER

1. Gary Anderson (began 9/11/83 at Green Bay to 12/4/88 at Houston)	202
2. Jeff Reed (began 12/28/03 at Baltimore to 11/3/08 at Washington)	189
3. Shaun Suisham (11/21/10 vs. Oakland to present)	173

STEELERS All-Time Individual Leaders

STEELERS All-Time Rushing

MOST YARDS RUSHING

CAREER

1. Franco Harris (1972-83)	11,950
2. Jerome Bettis (1996-2005)	10,571
3. Willie Parker (2004-09)	5,378
4. John Henry Johnson (1960-65)	4,381
5. Frank Pollard (1980-88)	3,989
6. Dick Hoak (1961-70)	3,965
7. Barry Foster (1990-94)	3,943
8. Rocky Bleier (1968, 1970-80)	3,865
9. Rashard Mendenhall (2008-12)	3,549
10. Walter Abercrombie (1982-87)	3,343

SEASON

1. Barry Foster (1992)	1,690
2. Jerome Bettis (1997)	1,665
3. Willie Parker (2006)	1,494
4. Jerome Bettis (1996)	1,431
5. Le'Veon Bell (2014)	1,361
6. Jerome Bettis (2000)	1,341
7. Willie Parker (2007)	1,316
8. Rashard Mendenhall (2010)	1,273
9. Franco Harris (1975)	1,246
10. Willie Parker (2005)	1,202

GAME

1. Willie Parker (12/7/06 vs. Cleveland)	223
2. John Fuqua (12/20/70 at Philadelphia)	218
3. Willie Parker (11/12/06 vs. New Orleans)	213
4. Le'Veon Bell (11/17/14 at Tennessee)	204
5. John Henry Johnson (10/10/64 at Cleveland)	200
6. Barry Foster (9/13/92 vs. N.Y. Jets)	190
7. Le'Veon Bell (12/7/14 at Cincinnati)	185
8. John Henry Johnson (12/11/60 vs. Philadelphia)	182
9. Barry Foster (9/18/94 vs. Indianapolis)	179
10. Franco Harris (11/20/77 vs. Dallas)	179

MOST 100-YARD RUSHING GAMES

CAREER

1. Jerome Bettis (1996-2005)	50
2. Franco Harris (1972-83)	47
3. Willie Parker (2004-09)	25
4. Barry Foster (1990-94)	20
5. John Henry Johnson (1960-65)	15

SEASON

1. Barry Foster (1992)	12
2. Jerome Bettis (1997)	10
Jerome Bettis (1996)	10
4. Willie Parker (2007)	8
5. Willie Parker (2006)	7
Jerome Bettis (2000)	7
Franco Harris (1972)	7

MOST RUSHING ATTEMPTS

CAREER

1. Franco Harris (1972-83)	2,881
2. Jerome Bettis (1996-2005)	2,683
3. Willie Parker (2004-09)	1,253
4. Dick Hoak (1961-70)	1,132
5. John Henry Johnson (1960-65)	1,006
6. Frank Pollard (1980-88)	953
7. Rocky Bleier (1968, 1970-80)	928
8. Barry Foster (1990-94)	915
9. Fran Rogel (1950-57)	900
10. Rashard Mendenhall (2008-12)	864

SEASON

1. Barry Foster (1992)	390
2. Jerome Bettis (1997)	375
3. Jerome Bettis (2000)	355
4. Willie Parker (2006)	337
5. Rashard Mendenhall (2010)	324
6. Willie Parker (2007)	321
7. Jerome Bettis (1996)	320
8. Jerome Bettis (1998)	316
9. Franco Harris (1978)	310
10. Franco Harris (1977)	300

GAME

1. Franco Harris (10/17/76 vs. Cincinnati)	41
2. Willie Parker (12/31/06 at Cincinnati)	37
Amos Zereoue (11/10/02 vs. Atlanta)	37
4. Rashard Mendenhall (11/28/10 at Buffalo)	36
Jerome Bettis (12/18/04 at N.Y. Giants)	36
Jerome Bettis (11/30/97 at Arizona)	36
7. Rocky Bleier (10/26/75 at Green Bay)	35
8. Jerome Bettis (11/9/98 vs. Green Bay)	34
Jerome Bettis (10/19/97 at Cincinnati)	34
John Henry Johnson (11/17/63 at Washington)	34

MOST RUSHING TOUCHDOWNS

CAREER

1. Franco Harris (1972-83)	91
2. Jerome Bettis (1996-2005)	78
3. Kordell Stewart (1995-02)	35
4. Terry Bradshaw (1970-83)	32
5. Rashard Mendenhall (2008-12)	29
6. Barry Foster (1990-94)	26
John Henry Johnson (1960-65)	26
8. Dick Hoak (1961-70)	25
9. Willie Parker (2004-09)	24
10. Rocky Bleier (1968, 1970-80)	23

SEASON

1. Franco Harris (1976)	14
2. Rashard Mendenhall (2010)	13
Willie Parker (2006)	13
Jerome Bettis (2004)	13
5. Kordell Stewart (1997)	11
Jerome Bettis (1996)	11
Barry Foster (1992)	11
Franco Harris (1979)	11
Franco Harris (1977)	11
10. Franco Harris (1975)	10
Franco Harris (1972)	10

GAME

1. Willie Parker (9/7/08 vs. Houston)	3
Jerome Bettis (1/1/06 vs. Detroit)	3
Jerome Bettis (9/12/04 vs. Oakland)	3
Jerome Bettis (11/30/97 at Arizona)	3
Bam Morris (11/19/95 at Cincinnati)	3
Barry Foster (9/27/93 at Atlanta)	3
Merril Hoge (11/26/89 at Miami)	3
Rocky Bleier (12/5/76 at Tampa Bay)	3
Earl Gros (12/21/69 at New Orleans)	3
John Henry Johnson (10/10/64 at Cleveland)	3

STEELERS All-Time Individual Leaders

HIGHEST RUSHING AVERAGE

CAREER (Min. 1,500 Yards):

1. Kordell Stewart (1995-2002)	5.2
2. Terry Bradshaw (1970-83)	5.1
3. John Henry Johnson (1960-65)	4.4
4. Willie Parker (2004-09)	4.3
Barry Foster (1990-94)	4.3
Sidney Thornton (1977-82)	4.3
7. Le'Veon Bell (2013-14)	4.2
Frank Pollard (1980-88)	4.2
John Fuqua (1970-76)	4.2
Rocky Bleier (1968, 1970-80)	4.2

SEASON (Min. 115 Att.):

1. Franco Harris (1972)	5.6
2. John Henry Johnson (1960)	5.3
3. Johnny Clement (1947)	5.2
4. Sidney Thornton (1979)	5.0
Frenchy Fuqua (1970)	5.0
6. Dick Hoak (1968)	4.9
7. Jerome Bettis (2001)	4.8
Franko Harris (1975)	4.8
Franco Harris (1974)	4.8
10. Le'Veon Bell (2014)	4.7
Willie Parker (2005)	4.7
Rocky Bleier (1976)	4.7

STEELERS All-Time Yards from Scrimmage

TOTAL YARDS FROM SCRIMMAGE

CAREER:

1. Franco Harris (1972-83)	14,234
2. Hines Ward (1998-11)	12,511
3. Jerome Bettis (1996-05)	11,377
4. John Stallworth (1974-87)	8,834
5. Louis Lipps (1984-91)	6,406
6. Willie Parker (2004-09)	6,075
7. Heath Miller (2005-14) (TE)	6,040
8. Lynn Swann (1974-82)	5,534
9. Dick Hoak (1961-70)	5,417
10. Antonio Brown (2010-14)	5,341

SEASON:

1. Le'Veon Bell (2014)	2,215
2. Barry Foster (1992)	2,034
3. Jerome Bettis (1997)	1,775
4. Willie Parker (2006)	1,716
5. Antonio Brown (2014)	1,711
6. Jerome Bettis (1996)	1,553
7. Antonio Brown (2013)	1,503
8. Willie Parker (2007)	1,480
9. Franco Harris (1979)	1,477
10. Hines Ward (2002)	1,471

STEELERS All-Time Passing

MOST YARDS PASSING

CAREER:

1. Ben Roethlisberger (2004-14)	39,057
2. Terry Bradshaw (1970-83)	27,989
3. Kordell Stewart (1995-2002)	13,328
4. Neil O'Donnell (1990-95)	12,867
5. Bubby Brister (1986-92)	10,104
6. Bobby Layne (1958-62)	9,030
7. Jim Finks (1949-55)	8,622
8. Mark Malone (1980-87)	8,582
9. Tommy Maddox (2001-05)	7,139
10. Mike Tomczak (1993-99)	6,649

SEASON:

1. Ben Roethlisberger (2014)	4,952
2. Ben Roethlisberger (2009)	4,328
3. Ben Roethlisberger (2013)	4,261
4. Ben Roethlisberger (2011)	4,077
5. Terry Bradshaw (1979)	3,724
6. Ben Roethlisberger (2006)	3,513
7. Tommy Maddox (2003)	3,414
8. Terry Bradshaw (1980)	3,339
9. Ben Roethlisberger (2008)	3,301
10. Ben Roethlisberger (2012)	3,265

GAME:

1. Ben Roethlisberger (10/26/14 vs. Indianapolis)	522
2. Ben Roethlisberger (12/20/09 vs. Green Bay)	503
3. Tommy Maddox (11/10/02 vs. Atlanta)	473
4. Ben Roethlisberger (11/30/14 vs. New Orleans)	435
5. Ben Roethlisberger (11/5/06 vs. Denver)	433
6. Ben Roethlisberger (10/18/09 vs. Cleveland)	417
7. Bobby Layne (12/13/58 vs. Chicago Cards)	409
8. Ben Roethlisberger (9/22/13 vs. Chicago)	406
9. Ben Roethlisberger (11/3/13 at New England)	400
10. Ben Roethlisberger (11/22/09 vs. Kansas City)	398

MOST 300-YARD PASSING GAMES

CAREER:

1. Ben Roethlisberger (2004-14)	37
2. Tommy Maddox (2001-05)	6
Neil O'Donnell (1990-95)	6
4. Terry Bradshaw (1970-83)	4
5. Kordell Stewart (1995-02)	3
Mike Tomczak (1993-99)	3
Bubby Brister (1986-92)	3
Jim Finks (1949-55)	3
9. Mark Malone (1980-87)	2
Bill Neisen (1963-67)	2

SEASON:

1. Ben Roethlisberger (2014)	9
2. Ben Roethlisberger (2013)	5
Ben Roethlisberger (2011)	5
Ben Roethlisberger (2009)	5
5. Tommy Maddox (2003)	4
Neil O'Donnell (1995)	4
7. Ben Roethlisberger (2012)	3
Ben Roethlisberger (2010)	3
Ben Roethlisberger (2008)	3
Terry Bradshaw (1979)	3

MOST PASSING ATTEMPTS

CAREER:

1. Ben Roethlisberger (2004-14)	4,954
2. Terry Bradshaw (1970-83)	3,901
3. Kordell Stewart (1995-2002)	2,107
4. Neil O'Donnell (1990-95)	1,871
5. Bubby Brister (1986-92)	1,477
6. Jim Finks (1949-55)	1,382
7. Mark Malone (1980-87)	1,374
8. Bobby Layne (1958-62)	1,156
9. Tommy Maddox (2001-05)	1,036
10. Mike Tomczak (1993-99)	973

STEELERS All-Time Individual Leaders

MOST PASSING ATTEMPTS (Continued)

SEASON:

1. Ben Roethlisberger (2014)	608
2. Ben Roethlisberger (2013)	584
3. Tommy Maddox (2003)	519
4. Ben Roethlisberger (2011)	513
5. Ben Roethlisberger (2009)	506
6. Neil O'Donnell (1993)	486
7. Terry Bradshaw (1979)	472
8. Ben Roethlisberger (2008)	469
Ben Roethlisberger (2006)	469
10. Kordell Stewart (1998)	458

GAME:

1. Ben Roethlisberger (11/30/14 vs. New Orleans)	58
2. Tommy Maddox (12/8/02 vs. Houston)	57
3. Neil O'Donnell (12/24/95 at Green Bay)	55
4. Ben Roethlisberger (11/5/06 vs. Denver)	54
5. Neil O'Donnell (11/5/95 at Chicago)	52
Neil O'Donnell (10/19/95 vs. Cincinnati)	52
7. Ben Roethlisberger (9/29/13 at Minnesota)	51
8. Ben Roethlisberger (10/30/11 vs. New England)	50
Joe Gilliam (9/22/74 at Denver)	50
10. Ben Roethlisberger (10/26/14 vs. Indianapolis)	49
Ben Roethlisberger (9/23/12 at Oakland)	49
Ben Roethlisberger (11/14/10 vs. New England)	49
Bobby Layne (12/13/58 vs. Chicago Cardinals)	49
Jim Finks (11/5/55 at Chicago Cardinals)	49

MOST PASSES COMPLETED

CAREER:

1. Ben Roethlisberger (2004-14)	3,157
2. Terry Bradshaw (1970-83)	2,025
3. Kordell Stewart (1995-2002)	1,190
4. Neil O'Donnell (1990-95)	1,069
5. Bubby Brister (1986-92)	776
6. Mark Malone (1980-87)	690
7. Jim Finks (1949-55)	661
8. Tommy Maddox (2001-05)	603
9. Bobby Layne (1958-62)	569
10. Mike Tomczak (1993-99)	546

SEASON:

1. Ben Roethlisberger (2014)	408
2. Ben Roethlisberger (2013)	375
3. Ben Roethlisberger (2009)	337
4. Ben Roethlisberger (2011)	324
5. Tommy Maddox (2003)	298
6. Ben Roethlisberger (2012)	284
7. Ben Roethlisberger (2008)	281
8. Ben Roethlisberger (2006)	280
9. Neil O'Donnell (1993)	270
10. Kordell Stewart (2001)	266

GAME:

1. Ben Roethlisberger (10/26/14 vs. Indianapolis)	40
2. Ben Roethlisberger (11/5/06 vs. Denver)	38
3. Ben Roethlisberger (9/29/13 at Minnesota)	36
Ben Roethlisberger (9/23/12 at Oakland)	36
Ben Roethlisberger (10/30/11 vs. New England)	36
6. Neil O'Donnell (11/5/95 at Chicago)	34
7. Ben Roethlisberger (9/10/09 vs. Tennessee)	33
Neil O'Donnell (12/24/95 at Green Bay)	33
9. Ben Roethlisberger (11/30/14 vs. New Orleans)	32
Ben Roethlisberger (11/22/09 at Kansas City)	32

MOST CONSECUTIVE PASSES COMPLETED

1. Ben Roethlisberger (11/26/07 vs. Miami)	15
Bubby Brister (10/1/89 at Detroit)	15
3. Ben Roethlisberger (10/11/09 at Detroit)	13
Bill Nelson (12/18/66 at Atlanta [1], 9/17/67 vs. Chicago [2])	13
5. Ben Roethlisberger (12/15/13 vs. Cincinnati)	12
Ben Roethlisberger (9/23/12 at Oakland)	12
7. Tommy Maddox (10/27/02 at Baltimore)	11
Bubby Brister (12/27/92 vs. Cleveland)	11
Neil O'Donnell (10/11/92 at Cleveland)	11
Mark Malone (11/25/84 vs. San Diego)	11

HIGHEST COMPLETION PERCENTAGE

CAREER (Min. 500 Att.)

1. Ben Roethlisberger (3,157-4,954, 2004-14)	63.7%
2. Tommy Maddox (603-1,036, 2001-05)	58.2%
3. Neil O'Donnell (1,069-1,871, 1990-95)	57.1%
4. Kordell Stewart (1,190-2,107, 1995-02)	56.5%
5. Mike Tomczak (546-973, 1993-99)	56.1%
6. Bubby Brister (776-1,477, 1986-92)	52.5%
7. Terry Bradshaw (2,025-3,901, 1970-83)	51.9%
8. Mark Malone (690-1,374, 1980-87)	50.2%
9. Bobby Layne (569-1,156, 1958-62)	49.2%
10. Jim Finks (661-1,382, 1949-55)	47.8%
Dick Shiner (245-513, 1968-69)	47.8%

SEASON (Min. 250 Att.)

1. Ben Roethlisberger (408-608, 2014)	67.1%
2. Ben Roethlisberger (337-506, 2009)	66.6%
3. Ben Roethlisberger (196-295, 2004)	66.4%
4. Ben Roethlisberger (264-404, 2007)	65.3%
5. Ben Roethlisberger (375-584, 2013)	64.2%
6. Ben Roethlisberger (284-449, 2012)	63.3%
7. Ben Roethlisberger (324-513, 2011)	63.2%
8. Ben Roethlisberger (168-268, 2005)	62.7%
9. Tommy Maddox (234-377, 2002)	62.1%
10. Ben Roethlisberger (240-389, 2010)	61.7%

GAME (Min. 20 Att.)

1. Ben Roethlisberger (18-21, 11/26/07 vs. Miami)	85.7%
2. Kordell Stewart (22-26, 11/24/02 vs. Cincinnati)	84.6%
3. Ben Roethlisberger (21-25, 10/17/04 at Dallas)	84.0%
Neil O'Donnell (21-25, 9/19/93 vs. Cincinnati)	84.0%
5. Ben Roethlisberger (18-22, 10/7/07 vs. Seattle)	81.8%
Mark Malone (18-22, 11/25/84 vs. San Diego)	81.8%
7. Ben Roethlisberger (40-49, 10/26/14 vs. Indianapolis)	81.6%
8. Mike Tomczak (22-27, 10/27/96 at Atlanta)	81.5%
9. Ben Roethlisberger (20-25, 12/15/13 vs. Cincinnati)	80.0%
Ben Roethlisberger (16-20, 12/20/07 vs. St. Louis)	80.0%

MOST TOUCHDOWN PASSES

CAREER:

1. Ben Roethlisberger (2004-14)	251
2. Terry Bradshaw (1970-83)	212
3. Kordell Stewart (1995-02)	70
4. Neil O'Donnell (1990-95)	68
5. Bobby Layne (1958-62)	66
6. Jim Finks (1949-55)	55
7. Mark Malone (1980-87)	54
8. Bubby Brister (1986-92)	51
9. Tommy Maddox (2001-05)	42
10. Ed Brown (1962-65)	38

STEELERS All-Time Individual Leaders

MOST TOUCHDOWN PASSES (Continued)

STEELERS

1. Ben Roethlisberger (2014)
- Ben Roethlisberger (2007)
3. Ben Roethlisberger (2013)
Terry Bradshaw (1978)
5. Ben Roethlisberger (2012)
Ben Roethlisberger (2009)
Terry Bradshaw (1979)
8. Terry Bradshaw (1980)
9. Terry Bradshaw (1981)
10. Ben Roethlisberger (2011)
Kordell Stewart (1997)
Ed Brown (1963)

DAMI

1. Ben Roethlisberger (11/2/14 vs. Baltimore)
Ben Roethlisberger (10/26/14 vs. Indianapolis)
3. Ben Roethlisberger (10/9/11 vs. Tennessee)
Ben Roethlisberger (11/5/07 vs. Baltimore)
Mark Malone (9/8/85 vs. Indianapolis)
Terry Bradshaw (11/15/81 at Atlanta)
7. Ben Roethlisberger (11/17/13 vs. Detroit)
Ben Roethlisberger (11/3/13 at New England)
Ben Roethlisberger (9/23/12 at Oakland)
Ben Roethlisberger (10/21/07 at Denver)
Ben Roethlisberger (9/9/07 at Cleveland)
Tommy Maddox (11/10/02 vs. Atlanta)
Bobby Brister (12/23/90 vs. Cleveland)
Bobby Brister (10/29/90 vs. L.A. Rams)
Bobby Brister (10/14/90 at Denver)
Mark Malone (11/25/84 vs. San Diego)
Terry Bradshaw (9/28/80 vs. Chicago)
Terry Bradshaw (11/4/79 vs. Washington)
Dick Shiner (11/24/68 vs. San Francisco)
Ed Brown (10/27/63 vs. Dallas)
Bobby Layne (12/10/61 at Washington)
Bobby Layne (9/24/60 at Dallas)
Jim Finks (10/17/54 vs. Cleveland)
Jim Finks (11/30/52 vs. N.Y. Giants)
Jim Finks (11/16/52 at Cleveland)

MOST PASSES HAD INTERCEPTED

DAMI

1. Terry Bradshaw (1970-83)
2. Ben Roethlisberger (2004-14)
3. Jim Finks (1949-55)
4. Bobby Layne (1958-62)
5. Kordell Stewart (1995-2002)

STEELERS

1. Jim Finks (1955)
2. Terry Bradshaw (1979)
3. Terry Bradshaw (1970)
4. Ben Roethlisberger (2006)
5. Terry Bradshaw (1980)
Terry Bradshaw (1971)

DAMI

1. Tommy Wade (12/12/65 vs. Philadelphia)
2. Mark Malone (9/20/87 at Cleveland)
Terry Bradshaw (11/18/79 at San Diego)
Terry Bradshaw (10/30/77 at Baltimore)
Dick Shiner (11/24/68 vs. San Francisco)
Dick Shiner (11/17/68 vs. Cleveland)
John Gildea (12/1/35 at Boston)
8. 22 times, last time Ben Roethlisberger (10/26/08 vs. N.Y. Giants)

HIGHEST PASSER RATING

DAMI (Min. 800 Att.):

- | | | |
|----|---------------------------------|------|
| 32 | 1. Ben Roethlisberger (2004-14) | 93.9 |
| 32 | 2. Neil O'Donnell (1990-95) | 81.8 |
| 28 | 3. Tommy Maddox (2001-05) | 76.7 |
| 28 | 4. Kordell Stewart (1995-2002) | 72.3 |
| 26 | 5. Mike Tomczak (1993-99) | 71.6 |
| 26 | 6. Terry Bradshaw (1970-83) | 70.9 |
| 26 | 7. Bobby Brister (1986-92) | 69.8 |
| 24 | 8. Bobby Layne (1958-62) | 65.5 |
| 22 | 9. Mark Malone (1980-87) | 62.4 |
| 21 | 10. Jim Finks (1949-55) | 54.7 |

STEELERS (Min. 14 Att./Game):

- | | | |
|----|------------------------------|-------|
| 21 | 1. Ben Roethlisberger (2007) | 104.1 |
| 21 | 2. Ben Roethlisberger (2014) | 103.3 |
| 6 | 3. Ben Roethlisberger (2009) | 100.5 |
| 6 | 4. Ben Roethlisberger (2005) | 98.6 |
| 5 | 5. Ben Roethlisberger (2004) | 98.1 |
| 5 | 6. Ben Roethlisberger (2012) | 97.0 |
| 5 | Ben Roethlisberger (2010) | 97.0 |
| 5 | 8. Ben Roethlisberger (2013) | 92.0 |
| 4 | 9. Ben Roethlisberger (2011) | 90.1 |
| 4 | 10. Terry Bradshaw (1975) | 88.0 |

STEELERS All-Time Receiving

MOST RECEPTIONS

DAMI

- | | | |
|---|-------------------------------------|-------|
| 4 | 1. Hines Ward (1998-2011) | 1,000 |
| 4 | 2. John Stallworth (1974-87) | 537 |
| 4 | 3. Heath Miller (2005-14) (TE) | 532 |
| 4 | 4. Antonio Brown (2010-14) | 390 |
| 4 | 5. Louis Lipps (1984-91) | 358 |
| 4 | 6. Lynn Swann (1974-82) | 336 |
| 4 | 7. Elbie Nickel (1947-57) (TE) | 329 |
| 4 | 8. Franco Harris (1972-83) | 306 |
| 4 | 9. Plaxico Burress (2000-04, 12-13) | 264 |
| 4 | 10. Charles Johnson (1994-98) | 247 |

STEELERS

- | | | |
|----|--------------------------|-----|
| 4 | 1. Antonio Brown (2014) | 129 |
| 2 | Hines Ward (2002) | 112 |
| 2 | Antonio Brown (2013) | 110 |
| 4 | Hines Ward (2009) | 95 |
| 4 | Hines Ward (2003) | 95 |
| 6 | Hines Ward (2001) | 94 |
| 7 | Yancey Thigpen (1995) | 85 |
| 8 | Le'Veon Bell (2014) (RB) | 83 |
| 9 | Hines Ward (2008) | 81 |
| 10 | Hines Ward (2004) | 80 |
| | John Stallworth (1984) | 80 |

DAMI

- | | | |
|----|--|----|
| 1 | Courtney Hawkins (11/1/88 vs. Tennessee) | 14 |
| 2 | Hines Ward (11/30/03 vs. Cincinnati) | 13 |
| 3 | Antonio Brown (9/29/13 at Minnesota) | 12 |
| | J.R. Wilburn (10/22/67 vs. Dallas) | 12 |
| 5 | Antonio Brown (11/2/14 vs. Baltimore) | 11 |
| | Hines Ward (11/16/08 vs. San Diego) | 11 |
| | Hines Ward (12/2/07 vs. Cincinnati) | 11 |
| | Hines Ward (11/10/02 vs. Atlanta) | 11 |
| | Yancey Thigpen (10/26/97 vs. Jacksonville) | 11 |
| | John Stallworth (9/30/85 vs. Cincinnati) | 11 |
| | Franco Harris (9/19/82 vs. Cincinnati) | 11 |
| | Roy Jefferson (11/3/68 at Atlanta) | 11 |
| 13 | Antonio Brown (12/14/14 at Atlanta) | 10 |
| | Antonio Brown (10/26/14 vs. Indianapolis) | 10 |

STEELERS All-Time Individual Leaders

MOST RECEPTIONS (Continued)

GAME:

Heath Miller (9/28/14 vs. Tampa Bay)	10
Antonio Brown (9/21/14 at Carolina)	10
Hines Ward (11/22/09 at Kansas City)	10
Hines Ward (11/17/02 at Tennessee)	10
Hines Ward (12/9/01 vs. N.Y. Jets)	10
Yancey Thigpen (9/24/95 vs. Minnesota)	10
Yancey Thigpen (11/5/95 at Chicago)	10
Andre Hastings (9/18/95 at Miami)	10
Dick Compton (10/7/67 at Cleveland)	10
Elbie Nickel (12/14/52 at Los Angeles)	10
Val Jansante (10/30/49 vs. Philadelphia)	10

MOST YARDS RECEIVING

CAREER:

1. Hines Ward (1998-2011)	12,083
2. John Stallworth (1974-87)	8,723
3. Heath Miller (2005-14) (TE)	6,034
4. Louis Lipps (1984-91)	6,018
5. Lynn Swann (1974-82)	5,462
6. Antonio Brown (2010-14)	5,259
7. Elbie Nickel (1947-57) (TE)	5,131
8. Buddy Dial (1959-63)	4,723
9. Plaxico Burress (2000-04, 12-13)	4,206
10. Mike Wallace (2009-12)	4,042

SEASON:

1. Antonio Brown (2014)	1,698
2. Antonio Brown (2013)	1,499
3. Yancey Thigpen (1997)	1,398
4. John Stallworth (1984)	1,395
5. Hines Ward (2002)	1,329
6. Plaxico Burress (2002)	1,325
7. Yancey Thigpen (1995)	1,307
8. Buddy Dial (1963)	1,295
9. Mike Wallace (2010)	1,257
10. Santonio Holmes (2009)	1,248

GAME:

1. Plaxico Burress (11/10/02 vs. Atlanta)	253
2. Buddy Dial (10/22/61 vs. Cleveland)	235
3. Jimmy Orr (12/13/58 vs. Chicago Cardinals)	205
4. Elbie Nickel (12/14/52 at L.A. Rams) (TE)	202
5. Roy Jefferson (11/3/68 at Atlanta)	199
6. Antonio Brown (9/22/13 vs. Chicago)	196
Yancey Thigpen (10/26/97 vs. Jacksonville)	196
8. Jeff Graham (12/19/93 vs. Houston)	192
Lynn Swann (12/2/79 vs. Cincinnati)	192
Elbie Nickel (12/4/48 at Chicago) (TE)	192

MOST 100-YARD RECEIVING GAMES

CAREER:

1. Hines Ward (1998-11)	29
2. John Stallworth (1974-87)	25
3. Buddy Dial (1959-63)	18
4. Antonio Brown (2010-14)	16
Louis Lipps (1984-91)	16
6. Mike Wallace (2009-12)	14
7. Roy Jefferson (1965-69)	13
8. Plaxico Burress (2000-04, 12-13)	12
9. Lynn Swann (1974-82)	11
Gary Ballman (1962-66)	11

SEASON:

1. Antonio Brown (2014)	8
2. Mike Wallace (2010)	7
John Stallworth (1984)	7
4. Yancey Thigpen (1997)	6
Buddy Dial (1963)	6
6. Antonio Brown (2013)	5

Hines Ward (2009)	5
Louis Lipps (1989)	5
Roy Jefferson (1968)	5
10. Mike Wallace (2011)	4
Hines Ward (2010)	4
Hines Ward (2008)	4
Hines Ward (2005)	4
Hines Ward (2002)	4
Plaxico Burress (2002)	4
Plaxico Burress (2001)	4
Charles Johnson (1996)	4
Yancey Thigpen (1995)	4
Louis Lipps (1985)	4
John Stallworth (1981)	4
Theo Bell (1980)	4
Roy Jefferson (1968)	4
Buddy Dial (1962)	4
Buddy Dial (1961)	4

MOST TOUCHDOWNS RECEIVING

CAREER:

1. Hines Ward (1998-2011)	85
2. John Stallworth (1974-87)	63
3. Lynn Swann (1974-82)	51
4. Heath Miller (2005-14) (TE)	43
5. Buddy Dial (1959-63)	42
6. Louis Lipps (1984-91)	39
7. Elbie Nickel (1947-57) (TE)	37
8. Ray Mathews (1951-59)	34
9. Mike Wallace (2009-12)	32
10. Roy Jefferson (1965-69)	29

SEASON:

1. Antonio Brown (2014)	13
2. Hines Ward (2002)	12
Louis Lipps (1985)	12
Buddy Dial (1961)	12
5. Hines Ward (2005)	11
John Stallworth (1984)	11
Lynn Swann (1978)	11
Lynn Swann (1975)	11
Roy Jefferson (1968)	11
10. Jerricho Cotchery (2013)	10
Mike Wallace (2010)	10
Hines Ward (2003)	10
Ron Shanklin (1973)	10

GAME:

1. Roy Jefferson (11/3/68 at Atlanta)	4
2. Jerricho Cotchery (11/3/13 at New England)	3
Hines Ward (10/22/06 at Atlanta)	3
Charles Johnson (11/1/98 vs. Tennessee)	3
Yancey Thigpen (12/7/97 vs. Denver)	3
Eric Green (10/14/90 at Denver) (TE)	3
Weegie Thompson (11/2/86 vs. Green Bay)	3
Louis Lipps (9/8/85 vs. Indianapolis)	3
John Stallworth (11/25/84 vs. San Diego)	3
John Stallworth (11/4/84 vs. Houston)	3
Jim Smith (9/28/80 vs. Chicago)	3
Buddy Dial (10/27/63 vs. Dallas)	3
Ray Mathews (10/17/54 vs. Cleveland)	3

MOST CONSECUTIVE GAMES WITH ONE RECEPTION

REGULAR SEASON:

1. Hines Ward (began 11/9/98 vs. Green Bay to 11/8/10 at Cincinnati)	186
2. Heath Miller (began 11/20/08 vs. Cincinnati to present)	97
3. John Stallworth (began 10/9/77 at Houston to 12/5/82 vs. Kansas City)	67

STEELERS All-Time Individual Leaders

STEELERS All-Time Punting

MOST PUNTS

CAREER

1. Bobby Walden (1968-77)	716
2. Josh Miller (1996-2003)	572
3. Craig Colquitt (1978-81, 1983-84)	429
4. Harry Newsome (1985-89)	375
5. Mark Royals (1992-94)	259

SEASON

1. Mark Royals (1994)	97
2. Josh Miller (2000)	90
3. Mark Royals (1993)	89
4. Harry Newsome (1986)	86
5. Josh Miller (2003)	84
Josh Miller (1999)	84
Craig Colquitt (1981)	84
8. Harry Newsome (1989)	82
9. Josh Miller (1998)	81
10. Craig Colquitt (1983)	80
Pat Brady (1953)	80

GAME

1. Josh Miller (10/15/00 vs. Cincinnati)	12
2. Mark Royals (11/6/94 at Houston)	11
Mark Royals (12/5/93 vs. New England)	11
4. Harry Newsome (11/9/86 at Buffalo)	10
Harry Newsome (9/16/85 at Cleveland)	10
Bobby Walden (12/7/69 vs. Dallas)	10

HIGHEST PUNTING AVERAGE

CAREER (Min. 100 Punts):

1. Bobby Joe Green (1960-61)	45.7
2. Pat Brady (1952-54)	44.5
3. Daniel Sepulveda (2007-11)	43.7
4. Frank Lambert (1965-66)	43.6
5. Josh Miller (1996-2003)	42.9

SEASON (Min. 50 Punts):

1. Bobby Joe Green (1961)	47.0
2. Pat Brady (1953)	46.9
3. Daniel Sepulveda (2010)	45.5
4. Harry Newsome (1988)	45.4
5. Josh Miller (1999)	45.2
Bobby Walden (1970)	45.2

LONGEST PUNT

1. Joe Geri (11/20/49 at Green Bay)	82
2. Drew Butler (12/9/12 vs. San Diego)	79
3. Josh Miller (12/2/99 at Jacksonville)	75
Bobby Joe Green (1960)	75
5. Brad Wing (12/7/14 at Cincinnati)	74
Craig Colquitt (12/7/81 at Oakland)	74
Bob Cifers (1947)	74

STEELERS All-Time Punt Returns

MOST PUNT RETURNS

CAREER

1. Rod Woodson (1987-96)	257
2. Antwaan Randle El (2002-05, 10)	182
3. Theo Bell (1976, 1978-80)	139
4. Antonio Brown (2010-14)	138
5. Louis Lipps (1984-91)	107
6. Glen Edwards (1971-77)	99
7. Jim Smith (1977-82)	98
8. Andre Hastings (1993-96)	87
9. Hank Poteat (2000-02)	76
10. Rick Woods (1982-86)	70

SEASON

1. Louis Lipps (1984)	53
2. Andre Hastings (1995)	48
3. Antwaan Randle El (2003)	45
Theo Bell (1979)	45
5. Antwaan Randle El (2005)	44
6. Paul Skansi (1983)	43
7. Antwaan Randle El (2004)	42
Rod Woodson (1993)	42
9. Lynn Swann (1974)	41
10. Rod Woodson (1994)	39
Theo Bell (1976)	39

GAME

1. Theo Bell (12/16/79 vs. Buffalo)	10
-------------------------------------	----

MOST YARDS PUNT RETURNS

CAREER

1. Rod Woodson (1987-96)	2,362
2. Antwaan Randle El (2002-05, 10)	1,650
3. Antonio Brown (2010-14)	1,346
4. Theo Bell (1976, 1978-80)	1,259
5. Louis Lipps (1984-91)	1,212
6. Glen Edwards (1971-77)	941
7. Bill Dudley (1942, 1945-46)	838
8. Hank Poteat (2000-02)	788
9. Ray Mathews (1951-59)	779
10. Lynn Swann (1974-82)	739

SEASON

1. Louis Lipps (1984)	656
2. Lynn Swann (1974)	577
3. Antwaan Randle El (2003)	542
4. Andre Hastings (1995)	474
5. Hank Poteat (2000)	467
6. Antwaan Randle El (2005)	448
7. Louis Lipps (1985)	437
8. Walt Slater (1947)	435
9. Antonio Brown (2013)	409
10. Rod Woodson (1990)	398

MOST TOUCHDOWNS PUNT RETURNS

CAREER

1. Antwaan Randle El (2002-05, 10)	4
2. Antonio Brown (2010-14)	3
Louis Lipps (1984-91)	3
Ray Mathews (1951-59)	3

SEASON

1. Antwaan Randle El (2005)	2
Antwaan Randle El (2003)	2
Louis Lipps (1985)	2
Ray Mathews (1952)	2

GAME

1. Many, last time by Antonio Brown (12/28/14 vs. Cincinnati)	1
---	---

STEELERS All-Time Individual Leaders

HIGHEST PUNT RETURN AVERAGE

CAREER (Min. 75 Ret.):

1.	Louis Lipps (1984-91)	11.3
2.	Hank Poteat (2000-02)	10.4
3.	Antonio Brown (2010-14)	9.8
4.	Glen Edwards (1971-77)	9.5
5.	Rod Woodson (1987-96)	9.2
6.	Antwaan Randle El (2002-05, 2010)	9.1
	Theo Bell (1976, 1978-80)	9.1
8.	Andre Hastings (1993-96)	8.4

SEASON (Min. 20 Ret.):

1.	Art Jones (1941)	16.6
2.	Bobby Gage (1949)	15.9
3.	Walt Slater (1947)	15.5
4.	Ray Matthews (1951)	15.4
5.	Ray Matthews (1952)	15.3

LONGEST PUNT RETURNS

1.	Brady Keys (9/20/64 vs. N.Y. Giants)	90
2.	Antwaan Randle El (10/26/03 vs. St. Louis)	84+
3.	Brady Keys (9/22/63 vs. N.Y. Giants)	82
4.	Antwaan Randle El (1/1/06 vs. Detroit)	81+
5.	Rod Woodson (10/25/92 at Kansas City)	80+
	Roy Jefferson (11/10/68 at St. Louis Cardinals)	80+
7.	Louis Lipps (11/19/84 at New Orleans)	76+
8.	Antwaan Randle El (12/18/05 at Minnesota)	72+
	Antwaan Randle El (10/16/05 vs. Jacksonville)	72+
10.	Andre Hastings (9/10/95 at Houston)	72+

STEELERS All-Time Kickoff Returns

MOST KICKOFF RETURNS

CAREER:

1.	Rod Woodson (1987-96)	220
2.	Larry Anderson (1978-81)	122
3.	Dwight Stone (1987-94)	109
4.	Lynn Chandnois (1950-56)	92
5.	Antwaan Randle El (2002-05, 10)	78
	Will Blackwell (1997-01)	78
7.	Ernie Mills (1991-96)	76
8.	Gary Ballman (1962-66)	64
9.	Ike Taylor (2003-14)	55
	Stefan Logan (2009)	55

SEASON:

1.	Stefan Logan (2009)	55
2.	Ernie Mills (1995)	54
3.	Rod Woodson (1991)	44
4.	Chris Rainey (2012)	39
	Henry Ddom (1983)	39
6.	Allen Rossum (2007)	38
7.	Ike Taylor (2003)	37
	Rod Woodson (1988)	37
	Larry Anderson (1981)	37
	Larry Anderson (1978)	37

GAME:

1.	Rich Erenberg (9/2/84 vs. Kansas City)	7
	Jack Deloplane (9/26/76 vs. New England)	7

MOST YARDS KICKOFF RETURNS

CAREER:

1.	Rod Woodson (1987-96)	4,894
2.	Larry Anderson (1978-81)	2,866
3.	Lynn Chandnois (1950-56)	2,720
4.	Dwight Stone (1987-94)	2,086
5.	Will Blackwell (1997-2001)	1,772
6.	Ernie Mills (1991-96)	1,753
7.	Antwaan Randle El (2002-05, 10)	1,742
8.	Gary Ballman (1962-66)	1,711
9.	Stefan Logan (2009)	1,466
10.	Jim Butler (1965-67)	1,186

SEASON:

1.	Stefan Logan (2009)	1,466
2.	Ernie Mills (1995)	1,306
3.	Chris Rainey (2012)	1,035
4.	Rod Woodson (1989)	982
5.	Larry Anderson (1978)	930
6.	Allen Rossum (2007)	885
7.	Rod Woodson (1991)	880
8.	Rod Woodson (1988)	850
9.	Ike Taylor (2003)	831
10.	Larry Anderson (1981)	825

MOST TOUCHDOWNS KICKOFF RETURNS

CAREER:

1.	Lynn Chandnois (1950-66)	3
2.	Will Blackwell (1997-01)	2
	Rod Woodson (1987-96)	2

SEASON:

1.	Lynn Chandnois (1952)	2
----	-----------------------	---

GAME:

1.	Several, last time by Antonio Brown (9/19/10 at Tennessee)	1
----	--	---

HIGHEST KICKOFF RETURN AVERAGE

CAREER (Min. 40 Ret.):

1.	Lynn Chandnois (1950-56)	29.6
2.	Stefan Logan (2009)	26.7
	Gary Ballman (1962-66)	26.7
4.	Ray Matthews (1951-59)	25.5
5.	Antonio Brown (2010-14)	25.0
6.	Emmanuel Sanders (2010-13)	24.8
7.	Brady Keys (1961-67)	23.7
8.	Don Shy (1967-68)	23.6
9.	Larry Anderson (1978-81)	23.5
10.	Ernie Mills (1991-1996)	23.1

SEASON (Min. 15 Ret.):

1.	Lynn Chandnois (1952)	35.2
2.	Gary Ballman (1963)	31.7
3.	Mel Blount (1970)	29.7
4.	Lynn Chandnois (1953)	29.0
5.	Antonio Brown (2011)	27.3
	Rod Woodson (1989)	27.3
7.	Steve Davis (1973)	26.9
8.	Stefan Logan (2009)	26.7
	Jim Butler (1966)	26.7
10.	Chris Rainey (2012)	26.5
	Sid Watson (1955)	26.5

STEELERS All-Time Individual Leaders

LONGEST KICK RETURNS

1. Don McCall (11/23/69 at Minnesota)	101t
2. Antwaan Randle El (10/13/02 at Cincinnati)	99t
3. Allen Rossum (9/23/07 vs. San Francisco)	98t
Will Blackwell (12/24/00 at San Diego)	98t
5. Will Blackwell (10/9/97 at Baltimore)	97t
6. Billy Wells (10/13/57 vs. Chicago Cardinals)	96t
7. Larry Anderson (11/25/79 vs. Cleveland)	95t
8. Mike Collier (10/26/75 at Green Bay)	94t
9. Jim Butler (10/30/66 at Dallas)	93t
Gary Ballman (11/17/63 at Washington)	93
Lynn Chandnois (10/3/53 vs. N.Y. Giants)	93t
Lynn Chandnois (10/12/52 at Philadelphia)	93t

STEELERS All-Time Interceptions

MOST INTERCEPTIONS

CAREER

1. Mel Blount (1970-83)	57
2. Jack Butler (1951-59)	52
3. Donnie Shell (1974-87)	51
4. Rod Woodson (1987-96)	38
5. Dwayne Woodruff (1979-85, 1986-90)	37
6. Mike Wagner (1971-80)	36
7. Troy Polamalu (2003-14)	32
Darren Perry (1992-98)	32
Jack Ham (1971-82)	32
10. Jack Lambert (1974-84)	28

SEASON

1. Mel Blount (1975)	11
2. Jack Butler (1957)	10
Howard Hartley (1951)	10
Bill Dudley (1946)	10
5. Jack Butler (1958)	9
Jack Butler (1953)	9
7. Rod Woodson (1993)	8
Mike Wagner (1973)	8
Clendon Thomas (1963)	8
Johnny Sample (1961)	8

GAME

1. Jack Butler (12/13/53 at Washington)	4
2. 8 times; last time by Darren Perry (9/11/94 at Cleveland)	3
3. Many with 2; last time by Brice McCain (12/28/14 vs. Cincinnati)	2

MOST INTERCEPTION RETURN YARDS

CAREER

1. Jack Butler (1951-59)	827
2. Rod Woodson (1987-96)	779
3. Mel Blount (1970-83)	736
4. Dwayne Woodruff (1979-85, 1987-90)	689
5. Glen Edwards (1971-78)	652
6. Darren Perry (1992-98)	574
7. Mike Wagner (1971-80)	491
8. Donnie Shell (1974-87)	490
9. Troy Polamalu (2003-14)	398
10. Tony Compagno (1946-48)	382

SEASON

1. Bill Dudley (1946)	242
2. Chad Scott (2001)	204
3. Glen Edwards (1973)	186
4. Tony Compagno (1948)	179
5. Dewayne Washington (1998)	178

MOST TOUCHDOWNS ON INTERCEPTIONS

CAREER

1. Rod Woodson (1987-96)	5
2. William Gay (2007-11, 13-14)	4
Chad Scott (1997-04)	4
Jack Butler (1951-59)	4
5. Troy Polamalu (2003-14)	3
Deshea Townsend (1998-09)	3
Carnell Lake (1989-98)	3
Dwayne Woodruff (1979-85, 1986-90)	3
Tony Compagno (1946-48)	3
10. Tyrone Carter (2004-09)	2
Dewayne Washington (1998-03)	2
Bryan Hinkle (1982-93)	2
Mike Merriweather (1982-87)	2
Sam Washington (1982-85)	2
Donnie Shell (1974-87)	2
Glen Edwards (1971-77)	2
Mel Blount (1970-83)	2
John Rowser (1970-73)	2
Marv Woodson (1964-69)	2
Jim Bradshaw (1963-67-85)	2

SEASON

1. William Gay (2014)	3
2. Chad Scott (2001)	2
Dewayne Washington (1998)	2
Rod Woodson (1994)	2
Sam Washington (1984)	2
Jack Butler (1954)	2
Tony Compagno (1947)	2

GAME

1. Dewayne Washington [11/22/98 vs. Jacksonville; 78, 52]	2
2. Many, last time by William Gay (12/14/14 at Atlanta)	1

MOST CONSECUTIVE GAMES INTERCEPTING A PASS

1. Mel Blount (1975)	6
----------------------	---

LONGEST INTERCEPTION RETURNS

1. Martin Kottler (9/27/33 vs. Chicago Cardinals)	99t
2. Jack Hinkle (10/9/43 vs. N.Y. Giants)	91
3. Lawrence Timmons (11/30/08 at New England)	89
4. Glen Edwards (9/30/73 at Houston)	86t
5. Joey Porter (9/15/02 vs. Oakland)	84
6. Keyaron Fox (10/25/09 vs. Minnesota)	82t
Jim Bradshaw (10/24/65 at Philadelphia)	82t
Tony Compagno (11/7/48 vs. Green Bay)	82t
9. Russ Craft (10/17/54 vs. Cleveland)	81t
10. Bill Dudley (11/3/46 vs. Washington)	80t

STEELERS All-Time Individual Leaders

STEELERS All-Time Sacks

MOST QUARTERBACK SACKS

CAREER

1. Jason Gildon (1994-03)	72.0
2. L.C. Greenwood (1969-81)	73.5
3. James Harrison (2002, 2004-12, 2014)	69.5
4. Joe Greene (1969-81)	66.0
5. Joey Porter (1999-06)	60.0
6. Keith Willis (1982-87,89-91)	59.0
7. LaMarr Woodley (2007-13)	57.0
8. Greg Lloyd (1988-97)	53.5
9. Dwight White (1971-80)	46.0
10. Aaron Smith (1999-11)	44.0

SEASON

1. James Harrison (2008)	16
2. Mike Merriweather (1984)	15
3. Kevin Greene (1994)	14
Keith Willis (1983)	14
5. LaMarr Woodley (2009)	13.5
Jason Gildon (2000)	13.5

GAME

1. Joe Greene (12/10/72 at Houston)	5
2. Chad Brown (10/13/96 vs. Cincinnati)	4.5
L.C. Greenwood (11/25/79 vs. Cleveland)	4.5
4. Joey Porter (10/14/01 at Tampa Bay)	4
Jerrold Williams (12/22/91 vs. Cleveland)	4
Edmund Nelson (9/16/84 vs. L.A. Rams)	4

MOST CONSECUTIVE GAMES WITH AT LEAST A HALF-SACK

1. LaMarr Woodley (2009-10)	10
2. Greg Lloyd (1994)	6
Joe Greene (1974)	6
Ernie Holmes (1974)	6
5. Jason Gildon (1998)	5
Dwight White (1972)	5

STEELERS All-Time Fumble Recoveries

CAREER

1. Ernie Stautner (1950-63)	23
2. Jack Ham (1971-82)	21
3. Donnie Shell (1974-87)	19
4. John Reger (1955-63)	17
5. Jack Lambert (1974-84)	16
6. Carnell Lake (1989-98)	15
Greg Lloyd (1988-97)	15
Joe Greene (1969-81)	15
9. Robin Cole (1977-87)	14
L.C. Greenwood (1969-81)	14

SEASON

1. Jack Lambert (1976)	7
2. Carnell Lake (1989)	5
Donnie Shell (1978)	5
Joe Greene (1978)	5
L.C. Greenwood (1971)	5
Gary Glick (1957)	5
John Reger (1957)	5
John Reger (1955)	5

STEELERS All-Time Opponent Records

TOP TEN Opponent Performances

TOP 10 RUSHING PERFORMANCES

GAME

1. Fred Taylor (11/19/00 vs. Jacksonville)	30-234-3	6. Jackie Smith (10/13/63 at St. Louis)	9-212-2
2. O.J. Simpson (9/28/75 vs. Buffalo)	23-227-1	7. Carl Pickens (10/11/98 at Cincinnati)	13-204-1
3. Steve Van Buren (11/27/49 at Philadelphia)	27-205-0	8. Derrick Alexander (12/1/96 at Baltimore)	7-198-1
4. John David Crow (12/18/60 at St. Louis)	24-203-0	9. John Gilliam (10/5/69 vs. St. Louis)	10-197-1
5. Joe Morris (12/21/85 at N.Y. Giants)	36-202-3	10. Terry Glenn (12/6/98 vs. New England)	9-193-1
6. O.J. Simpson (10/29/72 at Buffalo)	22-189-1		
7. Emmitt Smith (9/4/94 vs. Dallas)	31-179-1		
8. Jim Brown (10/5/63 at Cleveland)	21-175-1		
9. Curtis Martin (12/14/03 at N.Y. Jets)	30-174-0		
10. Terry Allen (12/20/92 vs. Minnesota)	33-172-0		

TOP 10 RECEIVING PERFORMANCES

GAME

1. Dadrly Ismail (12/12/99 vs. Baltimore)	6-258-3
2. Josh Gordon (11/24/13 at Cleveland)	14-237-1
3. A.J. Green (12/17/14 at Cincinnati)	11-224-1
4. Bobby Mitchell (11/17/63 at Washington)	11-218-2
5. Eddie Brown (11/6/88 at Cincinnati)	7-216-2

TOP 10 PASSING PERFORMANCES

GAME

1. Tom Brady (11/3/13 at New England)	33-23-432-4-0
2. Doug Williams (9/11/88 at Washington)	52-30-430-2-1
3. Charley Johnson (10/13/63 at St. Louis)	41-20-428-2-1
4. Norm Snead (11/17/63 at Washington)	40-23-424-2-2
5. Steve Bartkowski (11/15/81 at Atlanta)	50-33-416-2-2
6. Bernie Kosar (11/23/86 at Cleveland)	46-28-414-2-1
7. Jon Kitna (12/30/01 at Cincinnati)	68-35-411-2-1
8. Boomer Esiason (11/22/87 at Cincinnati)	53-30-409-0-3
9. Rich Gannon (9/15/02 vs. Oakland)	64-43-403-1-2
10. Andrew Luck (10/26/14 vs. Indianapolis)	45-26-400-3-2

STEELERS Team Records

GAMES WON

SEASON: 15 (2004)
MOST CONSECUTIVE: 16 (2004-05)
MOST CONSECUTIVE (INT. SEASON): 14 (2004)

SCORING

Most Points

GAME: 63 (11/30/52 vs. N.Y. Giants)
SEASON: 436 (2014)

Most Points Allowed

GAME: 55 (11/3/13 at New England)
SEASON: 421 (1988)

Fewest Points

GAME: 0 (many times, last time 11/26/06 at Baltimore)
SEASON: 51 (1934 - 12 games)
 202 (1965 - 14 games)
 263 (1998 - 16 games)

Fewest Points Allowed

GAME: 0 (many times, last time 12/24/11 vs. St. Louis)
SEASON: 117 (1946 - 11 games)
 138 (1976 - 14 games)
 195 (1978 - 16 games)

Most Points, Combined

GAME: 98 (12/8/85, San Diego 54, Pittsburgh 44)
SEASON: 804 (2014)

Fewest Points, Combined

GAME: 0 (10/22/33, Pittsburgh 0, Cincinnati 0)
SEASON: 238 (1940 - 11 games)
 339 (1957 - 12 games)
 480 (1976 - 14 games)
 524 (1992 - 16 games)

Most Touchdowns

GAME: 9 (11/30/52 vs. N.Y. Giants)
SEASON: 52 (1979)

Fewest Touchdowns

GAME: 0 (many times, last time 9/11/14 at Baltimore)
SEASON: 6 (1940 - 11 games)
 25 (1965 - 14 games)

Most Touchdowns Allowed

GAME: 8 (12/8/85 vs. San Diego; 11/23/41 vs. Green Bay)
SEASON: 53 (1965)

Fewest Touchdowns Allowed

GAME: 0 (several times, last time 12/21/14 vs. Kansas City)
SEASON: 14 (1976 - 14 games)
 21 (2008 - 16 games)

Most Rushing Touchdowns

GAME: 5 (9/20/81 vs. N.Y. Jets; 11/7/76 at Kansas City)
SEASON: 33 (1976)

Fewest Rushing Touchdowns

GAME: 0 (many times, last time 12/28/14 vs. Cincinnati)
SEASON: 2 (1940 - 11 games)
 7 (1968 - 14 games)

Most Rushing Touchdowns Allowed

GAME: 6 (10/24/53 vs. Green Bay; 10/14/34 at Boston)
SEASON: 20 (1988; 1947)

Fewest Rushing Touchdowns Allowed

GAME: 0 (many times, last time 12/28/14 vs. Cincinnati)
SEASON: 5 (2010; 2001; 1997; 1982; 1976)

Most Passing Touchdowns

GAME: 6 (twice, last time 11/21/14 vs. Baltimore)
SEASON: 34 (2007)

Fewest Passing Touchdowns

GAME: 0 (many times, last time 12/14/14 at Atlanta)
SEASON: 0 (1945 - 10 games)
 10 (1989)

Most Passing Touchdowns Allowed

GAME: 6 (9/8/91 vs. Buffalo)
SEASON: 34 (1962)

Fewest Passing Touchdowns Allowed

GAME: 0 (many times, last time 12/21/14 vs. Kansas City)
SEASON: 6 (1946)

Most Defensive Touchdowns

GAME: 3 (10/10/83 vs. Cincinnati)
SEASON: 7 (1987; 1983)

Most Points After Touchdown

GAME: 9 (11/30/52 vs. N.Y. Giants)
SEASON: 50 (1979)

Most Points After Touchdown Allowed

GAME: 7 (9/8/91 at Buffalo; 11/23/69 at Minnesota;
 10/30/66 at Dallas)
SEASON: 49 (1969; 1968; 1965)

Most Field Goals

GAME: 6 (12/11/02 at Jacksonville; 10/23/88 vs. Denver)
SEASON: 34 (1995)

Most Field Goals Allowed

GAME: 7 (9/24/67 vs. St. Louis Cardinals)
SEASON: 32 (1998)

FIRST DOWNS

Most First Downs

GAME: 36 (twice, last time 11/30/14 vs. New Orleans)
SEASON: 379 (2014)

Most First Downs By Opponents

GAME: 35 (11/23/86 at Cleveland)
SEASON: 323 (1989; 1981)

Most First Downs, Combined

GAME: 60 (10/26/14; Pittsburgh 34 Indianapolis 26)
SEASON: 693 (2014)

Most Rushing First Downs

GAME: 21 (11/7/76 at Kansas City)
SEASON: 163 (1976)

Most Rushing First Downs Allowed

GAME: 18 (11/9/69 vs. Chicago Bears)
SEASON: 122 (1965)

Most Passing First Downs

GAME: 25 (twice, last time 11/30/14 vs. New Orleans)
SEASON: 243 (2014)

Most Passing First Downs Allowed

GAME: 22 (12/5/48 vs. N.Y. Giants)
SEASON: 194 (1991)

Most First Downs by Penalties

GAME: 6 (10/16/05 vs. Jacksonville; 11/16/86 vs. Houston;
 at Oakland 10/25/70)
SEASON: 38 (2014)

Most First Downs by Penalties by Opponents

GAME: 9 (10/30/77 at Baltimore)
SEASON: 40 (1978)

STEELERS Team Records

NET YARDS

Most Net Yards Gained

GAME: 683 (12/13/58 vs. Chicago Cardinals)

SEASON: 6,577 (2014)

Fewest Net Yards Gained

GAME: 53 (9/10/89 vs. Cleveland)

SEASON: 3,354 (1965)

Most Net Yards Gained By Opponent

GAME: 610 (11/3/13 at New England)

SEASON: 5,805 (1988)

Fewest Net Yards Gained By Opponent

GAME: 40 (9/12/99 at Cleveland)

SEASON: 3,074 (1974)

RUSHING

Most Yards Gained Rushing

GAME: 361 (10/7/79 at Cleveland)

SEASON: 2,971 (1976)

Fewest Yards Gained Rushing

GAME: -3 (11/9/52 vs. Detroit)

SEASON: 1,092 (1966)

Most Yards Gained Rushing By Opponents

GAME: 426 (11/4/34 at Detroit)

SEASON: 2,193 (1954)

Fewest Yards Gained Rushing By Opponents

GAME: -33 (10/2/43 vs. Brooklyn)

SEASON: 1,004 (2010 - 16 games)

Fewest Yards Rushing Allowed (Per Game)

SEASON: 62.8 (2010)

Most Rushing Attempts

GAME: 64 (10/10/64 at Cleveland)

SEASON: 653 (1976)

Fewest Rushing Attempts

GAME: 11 (11/26/06 at Baltimore)

SEASON: 375 (1966 - 14 games)

Most Rushing Attempts By Opponents

GAME: 64 (11/18/51 vs. Washington;

10/18/36 at Chicago Bears)

SEASON: 516 (1988)

Fewest Rushing Attempts By Opponents

GAME: 6 (10/31/04 vs. New England)

SEASON: 333 (2010)

PASSING

Most Net Yards Gained Passing

GAME: 522 (10/26/14 vs. Indianapolis)

SEASON: 4,825 (2014)

Fewest Net Yards Gained Passing

GAME: -16 (10/17/65 vs. St. Louis Cardinals)

SEASON: 652 (1945 - 10 games)

1,711 (1972 - 14 games)

2,178 (1989 - 16 games)

Most Net Yards Gained Passing By Opponents

GAME: 422 (9/11/88 vs. Washington)

SEASON: 4,049 (2014)

Fewest Net Yards Gained Passing By Opponents

GAME: -28 (12/7/58 at Washington)

SEASON: 1,466 (1974 - 14 games)

2,394 (1978 - 16 games)

Most Passes Attempted

GAME: 58 (11/30/14 vs. New Orleans;

12/8/02 vs. Houston Texans)

SEASON: 612 (2014)

Fewest Passes Attempted

GAME: 0 (11/13/49 vs. Los Angeles; 11/16/41 vs. Brooklyn)

SEASON: 277 (1976 - 14 games)

358 (2004 - 16 games)

Most Passes Attempted By Opponents

GAME: 68 (12/30/01 at Cincinnati/OT)

SEASON: 593 (2010)

Fewest Passes Attempted By Opponents

GAME: 8 (12/14/74 vs. Cincinnati; 12/1/57 at Philadelphia)

SEASON: 162 (1946 - 11 games)

339 (1974 - 14 games)

442 (1978 - 16 games)

Most Passes Attempted, Combined

GAME: 95 (12/19/93; Pittsburgh 57, Houston 38)

SEASON: 1,155 (2014)

Most Passes Completed

GAME: 40 (10/26/14 vs. Indianapolis)

SEASON: 411 (2014)

Fewest Passes Completed

GAME: 0 (11/13/49 vs. L.A. Rams; 11/16/41 vs. Brooklyn)

SEASON: 42 (1941 - 11 games)

140 (1973 - 14 games)

210 (1989 - 16 games)

Most Passes Completed By Opponents

GAME: 43 (9/15/02 vs. Oakland)

SEASON: 363 (2010)

Fewest Passes Completed By Opponents

GAME: 3 (several times; last time 12/8/02 vs. Houston)

SEASON: 64 (1946 - 11 games)

147 (1974 - 14 games)

221 (1978 - 16 games)

STEELERS Team Records

SACKS

Most Sacks

GAME: 10 (4 times, last time 10/21/01 at Tampa Bay)
SEASON: 55 (2001, 1994)

Most Sacks Allowed

GAME: 12 (11/20/66 vs. Dallas)
SEASON: 52 (1983; 1969)

INTERCEPTIONS

Most Interceptions

GAME: 7 (10/13/74 at Kansas City;
 11/30/52 vs. N.Y. Giants)
SEASON: 37 (1973)

Fewest Interceptions

GAME: 0 (last time 12/21/14 vs. Kansas City)
SEASON: 8 (1940)

Most Interceptions By Opponents

GAME: 9 (12/12/65 vs. Philadelphia)
SEASON: 35 (1965)

Fewest Interceptions By Opponents

GAME: 0 (last time 12/21/14 vs. Kansas City)
SEASON: 9 (2010; 1994)

Most Yards Interceptions Returned

GAME: 147 (10/17/54 vs. Cleveland)
SEASON: 673 (1973)

Fewest Yards Interceptions Returned

GAME: -3 (12/23/10 vs. Carolina; 10/13/85 at Dallas)
SEASON: 62 (1940)

Most Yards Interceptions Returned By Opponents

GAME: 172 (12/12/65 vs. Philadelphia)
SEASON: 646 (1965)

Fewest Interception Return Yards By Opponents

GAME: 0 (last time 12/9/12 vs. San Diego)
SEASON: 29 (2014)

Most Touchdowns On Interceptions

GAME: 2 (8 times, last time 12/12/10 vs. Cincinnati)
SEASON: 5 (1987)

Most Touchdowns On Interceptions By Opponents

GAME: 3 (9/29/68 vs. Baltimore; 12/12/65 vs. Philadelphia)
SEASON: 6 (1965; 1964)

PUNTING

Most Punts

GAME: 12 (10/15/00 vs. Cincinnati)
SEASON: 97 (1994)

Fewest Punts

GAME: 0 (3 times, last time 12/26/04 vs. Baltimore)
SEASON: 59 (1995)

Most Punts By Opponents

GAME: 11 (5 times, last time 12/3/95 vs. Houston)
SEASON: 100 (1979)

Fewest Punts By Opponents

GAME: 0 (9/17/89 at Cincinnati)
SEASON: 54 (1960, 1954)

Highest Punting Average

SEASON: 47.0 (1961)

Highest Punting Average By Opponents

SEASON: 45.8 (1998)

PUNT RETURNS

Most Punt Returns

GAME: 10 (12/16/79 vs. Buffalo)
SEASON: 71 (1976)

Most Punt Returns By Opponents

GAME: 10 (12/5/93 vs. New England)
SEASON: 51 (1970)

Most Yardage By Punt Returns

GAME: 178 (11/29/42 vs. Brooklyn)
SEASON: 774 (1974)

Most Yardage By Punt Returns By Opponents

GAME: 167 (11/6/77 at Denver)
SEASON: 678 (1993)

Most Touchdowns By Punt Returns

GAME: 1 (several times, 12/28/14 vs. Cincinnati)
SEASON: 3 (1952)

Most Touchdowns By Punt Returns By Opponents

GAME: 2 (10/24/93 at Cleveland;
 11/1/59 at Chicago Cardinals)
SEASON: 3 (1993; 1959)

KICKOFF RETURNS

Most Kickoff Returns

GAME: 9 (9/25/88 at Buffalo)
SEASON: 74 (1988)

Most Kickoff Returns By Opponents

GAME: 10 (12/18/66 at Atlanta)
SEASON: 88 (1995)

Most Kickoff Return Yardage

GAME: 226 (11/17/68 vs. Cleveland)
SEASON: 1,581 (2009)

Highest Kickoff Return Average

SEASON: 28.9 (1952)

Most Kickoff Return Yardage By Opponents

GAME: 259 (12/18/04 at N.Y. Giants)
SEASON: 1,795 (2009)

Highest Kickoff Return Average By Opponents

SEASON: 24.7 (1964)

Most Touchdowns By Kickoff Returns

GAME: 1 (last time 9/19/10 at Tennessee)
SEASON: 2 (1988; 1952)

Most Touchdowns By Kickoff Returns By Opponents

GAME: 1 (many times, last time 11/2/14 vs. Baltimore)
SEASON: 4 (2009)

STEELERS Team Records

PENALTIES

Most Penalties

GAME 17 (10/30/77 at Baltimore)

SEASON 122 (1977)

Most Penalties By Opponents

GAME 14 (3 times, last time 11/5/00 at Tennessee)

SEASON 120 (2005)

Fewest Penalties

GAME 0 (9 times, last time 12/16/12 at Dallas)

SEASON 69 (2006)

Fewest Penalties by Opponents

GAME 0 (3 times, last time 12/1/02 at Jacksonville)

SEASON 71 (2001)

Most Penalties Combined, Both Teams

GAME 25 (12/18/05 at Minnesota)

SEASON 219 (2005; 1984)

Fewest Penalties Combined, Both Teams

GAME 0 (11/10/40 vs. Philadelphia; 10/28/34 at Brooklyn)

SEASON 98 (1941; 1962; 1965)

Most Penalty Yards

GAME 163 (11/21/10 vs. Oakland)

SEASON 1,005 (2003)

Most Penalty Yards By Opponents

GAME 145 (12/1/63 vs. Philadelphia)

SEASON 1,031 (2005)

Fewest Penalty Yards

SEASON 611 (2006)

Fewest Penalty Yards By Opponent

SEASON 556 (2007)

Most Penalty Yards Combined, Both Teams

GAME 239 (10/25/70 at Oakland)

SEASON 1,897 (1978)

Fewest Penalty Yards Combined, Both Teams

GAME 0 (11/10/40 vs. Philadelphia; 10/28/34 at Brooklyn)

SEASON 858 (1941 - 11 games)

941 (1965 - 14 games)

1,322 (2001 - 16 games)

FUMBLES

Most Fumbles

GAME 10 (10/9/43 vs. N.Y. Giants)

SEASON 47 (1979)

Most Fumbles By Opponents

GAME 9 (12/23/90 vs. Cleveland)

SEASON 42 (1976)

Most Fumbles Lost

GAME 7 (10/14/79 at Cincinnati)

SEASON 29 (1950)

Most Fumbles Lost By Opponents

GAME 8 (12/23/90 vs. Cleveland)

SEASON 24 (1976)

MISCELLANEOUS

Most Shutouts

SEASON 5 (1976)

Most Shutouts Against

SEASON 6 (1934)

Consecutive Quarters Without Scoring a TD*

9 (9/23/90 - 10/7/90)

Consecutive Quarters Without Allowing a TD*

22 (10/10/76 - 11/21/76)

21 (10/1/00 - 11/12/00)

BY THE HALF RECORDS

Scoring—35 points (last time in the 1st half vs.

Indianapolis 10/26/14)

Total Net Yards—375 (2nd half/OT, 11/10/02 vs. Atlanta)

Turnovers—7 (2nd half, 12/12/65 vs. Philadelphia)

Sacks—8 (2nd half, 10/21/01 at Tampa Bay)

Lead—56 points (2nd half, 11/30/52 vs. N.Y. Giants)

Deficit—51 points (2nd half, 9/10/89 vs. Cleveland)

BY THE QUARTER RECORDS

Scoring—28 points (last time 2nd QT, 10/26/14 vs. Indianapolis)Total Net Yards—261 (4th QT, 11/14/10 vs. New England)Turnovers—5 (3rd QT, 9/24/95 vs. Minnesota)Sacks—6 (4th QT, 10/21/01 at Tampa Bay)

STEELERS Year-By-Year First Downs

YEAR	G	TOT.	RUN	PASS	PEN.
1969	OFF. 14 DEF. 14	210 260	81 101	115 142	14 17
1970	OFF. 14 DEF. 14	206 225	84 91	97 120	25 14
1971	OFF. 14 DEF. 14	226 225	98 81	111 132	17 12
1972	OFF. 14 DEF. 14	228 228	131 79	79 116	18 24
1973	OFF. 14 DEF. 14	217 210	111 95	89 91	17 24
1974	OFF. 14 DEF. 14	251 200	136 87	98 83	17 30
1975	OFF. 14 DEF. 14	288 214	149 91	125 97	14 26
1976	OFF. 14 DEF. 14	271 182	163 69	94 96	14 17
1977	OFF. 14 DEF. 14	266 228	122 80	124 112	20 36
1978	OFF. 16 DEF. 16	316 264	133 105	149 119	34 40
1979	OFF. 16 DEF. 16	337 260	141 95	179 135	17 30
1980	OFF. 16 DEF. 16	308 302	111 101	177 171	20 30
1981	OFF. 16 DEF. 16	318 323	137 114	156 181	25 28
1982	OFF. 9 DEF. 9	171 174	69 49	91 111	11 14
1983	OFF. 16 DEF. 16	312 278	156 100	141 151	15 27
1984	OFF. 16 DEF. 16	302 282	117 87	167 167	18 28
1985	OFF. 16 DEF. 16	315 273	125 105	165 144	25 24
1986	OFF. 16 DEF. 16	292 303	125 97	140 176	27 30
1987	OFF. 15 DEF. 15	263 289	114 94	126 170	23 25
1988	OFF. 16 DEF. 16	292 319	125 110	140 181	27 28
1989	OFF. 16 DEF. 16	244 323	106 112	117 177	21 34
1990	OFF. 16 DEF. 16	263 257	93 102	150 130	20 25
1991	OFF. 16 DEF. 16	254 320	82 98	158 194	14 28

YEAR	G	TOT.	RUN	PASS	PEN.
1992	OFF. 16 DEF. 16	284 266	119 99	143 146	21 22
1993	OFF. 16 DEF. 16	307 267	116 74	180 163	11 30
1994	OFF. 16 DEF. 16	307 262	138 76	148 156	21 30
1995	OFF. 16 DEF. 16	344 272	117 67	193 181	34 24
1996	OFF. 16 DEF. 16	296 286	138 80	146 174	12 32
1997	OFF. 16 DEF. 16	326 286	154 80	157 174	15 32
1998	OFF. 16 DEF. 16	268 266	106 88	135 155	27 23
1999	OFF. 16 DEF. 16	295 260	111 92	159 142	25 26
2000	OFF. 16 DEF. 16	283 252	124 82	128 153	31 17
2001	OFF. 16 DEF. 16	314 254	148 70	150 160	16 24
2002	OFF. 16 DEF. 16	343 279	119 77	200 178	24 24
2003	OFF. 16 DEF. 16	275 270	77 89	174 155	24 26
2004	OFF. 16 DEF. 16	310 248	134 79	147 146	29 23
2005	OFF. 16 DEF. 16	297 275	120 75	144 179	33 21
2006	OFF. 16 DEF. 16	327 269	100 72	201 176	26 21
2007	OFF. 16 DEF. 16	298 249	108 74	179 158	11 17
2008	OFF. 16 DEF. 16	290 240	93 73	179 149	18 18
2009	OFF. 16 DEF. 16	331 274	96 70	210 186	25 18
2010	OFF. 16 DEF. 16	295 272	106 61	175 182	14 29
2011	OFF. 16 DEF. 16	341 264	96 82	221 156	24 26
2012	OFF. 16 DEF. 16	307 273	80 78	202 169	25 26
2013	OFF. 16 DEF. 16	312 303	81 106	207 174	24 23
2014	OFF. 16 DEF. 16	379 314	98 88	243 193	38 33

STEELERS Year-By-Year Offensive/Defensive Statistics

	TOTAL OFFENSE			RUSHING			PASSING				
	Yards	Plays	Avg.	Yards	Att.	Avg.	Net	Sacks	Gross	Att/Cmp/Int	Pct.
1969	3,626 4,401	843 898	4.3 4.9	1,542 1,732	400 455	3.9 3.8	2,084 2,669	52/374 33/304	2,458 2,973	391/176/29 410/227/25	45.0 55.4
1970	3,752 3,396	844 906	4.4 4.4	1,715 1,679	432 487	4.0 3.4	2,037 2,317	28/275 26/238	2,312 2,555	384/150/32 393/191/23	39.1 48.6
1971	3,882 4,248	867 881	4.5 4.8	1,758 1,482	416 440	4.2 3.4	2,124 2,766	37/322 33/294	2,446 3,060	414/214/26 408/235/17	51.7 57.6
1972	4,231 3,771	853 896	5.0 4.2	2,520 1,715	497 445	5.1 3.9	1,711 2,056	32/247 40/337	1,958 2,393	324/156/12 411/206/28	48.1 50.1
1973	4,070 3,324	894 880	4.6 3.8	2,143 1,652	555 488	3.9 3.8	1,927 1,672	30/230 33/251	2,157 1,923	309/140/26 359/164/37	45.3 45.7
1974	4,375 3,074	950 863	4.6 3.6	2,417 1,608	546 472	4.4 3.4	1,958 1,466	18/196 52/406	2,154 1,872	386/166/21 339/147/25	43.0 43.4
1975	4,887 3,661	949 870	5.1 4.2	2,633 1,825	581 431	4.5 4.2	2,254 1,836	31/290 33/358	2,544 2,194	337/191/12 396/183/27	56.7 46.2
1976	4,637 3,322	957 866	4.8 3.8	2,971 1,457	653 452	4.5 3.2	1,666 1,865	27/269 41/313	1,935 2,178	277/143/12 373/158/22	51.6 42.4
1977	4,645 3,692	949 882	4.9 4.2	2,258 1,723	581 493	3.9 3.5	2,387 1,969	27/245 32/285	2,632 2,254	341/173/21 357/157/31	50.7 44.0
1978	4,987 4,168	1,046 999	4.8 4.2	2,297 1,774	641 513	3.6 3.5	2,690 2,394	25/271 44/361	2,961 2,755	380/212/22 442/221/27	55.8 50.0
1979	6,258 4,270	1,080 1,035	5.8 4.1	2,603 1,709	561 506	4.6 3.4	3,655 2,561	27/222 49/351	3,877 2,912	492/272/26 480/226/27	55.3 47.1
1980	5,554 5,134	1,033 1,036	5.4 5.0	1,986 1,762	512 486	3.9 3.6	3,568 3,372	37/264 18/145	3,832 3,517	484/250/24 532/280/26	51.7 52.6
1981	5,598 5,652	1,042 1,084	5.4 5.2	2,372 1,869	554 500	4.3 3.7	3,226 3,783	27/231 40/325	3,457 4,107	461/247/19 542/302/30	53.6 55.7
1982	2,970 2,874	583 599	5.1 4.8	1,187 762	289 236	4.1 3.2	1,783 2,112	19/139 34/273	1,922 2,385	275/141/16 329/176/17	51.3 53.5
1983	5,014 4,728	1,075 1,006	4.7 4.7	2,610 1,833	614 509	4.3 3.6	2,404 2,895	52/350 50/361	2,754 3,256	409/211/23 447/238/28	51.6 53.2
1984	5,420 4,916	1,052 1,016	5.2 4.8	2,179 1,617	574 454	3.8 3.6	3,241 3,299	35/278 47/390	3,519 3,689	443/240/25 515/299/31	54.2 58.1
1985	5,350 4,659	1,085 989	4.9 4.7	2,177 1,876	541 470	4.0 4.0	3,173 2,783	33/224 36/305	3,397 3,088	512/254/27 484/287/20	49.6 53.3
1986	4,811 5,252	1,075 1,049	4.5 5.0	2,223 1,872	564 470	3.9 4.0	2,588 3,380	20/159 43/289	2,747 3,669	491/238/20 536/311/20	48.5 58.0
1987	4,410 4,920	973 962	4.5 5.1	2,144 1,514	517 455	4.1 3.5	2,266 3,310	27/198 26/196	2,464 3,506	429/198/25 481/290/27	46.2 60.3
1988	5,204 5,805	1,030 1,067	5.1 5.4	2,228 1,864	499 516	4.5 3.6	2,976 3,941	42/331 19/145	3,307 4,086	489/226/20 532/309/20	46.2 58.1
1989	3,986 5,549	955 1,077	4.2 5.2	1,818 2,008	500 498	3.6 4.0	2,178 3,541	51/484 31/180	2,662 3,721	404/210/13 548/290/21	52.0 52.9
1990	4,525 4,115	897 940	5.0 4.4	1,880 1,615	456 446	4.1 3.6	2,645 2,500	33/242 32/228	2,887 2,728	408/237/15 460/236/24	58.1 51.3
1991	4,581 5,168	915 1,039	5.0 5.0	1,627 1,582	394 466	4.1 3.4	2,954 3,586	45/359 38/257	3,313 3,843	476/259/16 535/334/19	54.4 62.4
1992	4,906 4,658	989 949	5.0 4.9	2,156 1,841	518 435	4.2 4.2	2,750 2,817	40/296 36/248	3,046 3,065	431/249/14 478/252/22	57.8 52.7
1993	5,235 4,531	1,079 962	4.9 4.7	2,003 1,368	491 399	4.1 3.4	3,232 3,163	48/374 42/277	3,606 3,440	540/299/12 521/277/24	55.4 53.2
1994	5,144 4,326	1,048 1,008	4.9 4.3	2,180 1,452	546 421	4.0 3.5	2,964 2,874	39/283 55/382	3,247 3,256	463/266/9 532/280/17	57.5 52.6
1995	5,769 4,561	1,110 943	5.2 4.8	1,852 1,321	494 370	3.7 3.6	3,917 3,240	24/176 42/272	4,093 3,512	592/348/21 531/314/22	58.8 59.1

STEELERS Year-By-Year Offensive/Defensive Statistics (Continued)

	TOTAL OFFENSE			RUSHING			PASSING				
	Yards	Plays	Avg.	Yards	Att.	Avg.	Net	Sacks	Gross	Att/Cmp/Int	Pct.
1996	5,140	1,002	5.1	2,299	525	4.4	2,841	21/149	2,990	456/246/19	53.9
	4,362	1,009	4.3	1,415	411	3.4	2,947	51/369	3,316	547/322/23	58.9
1997	5,542	1,058	5.2	2,479	572	4.3	3,063	20/152	3,215	466/253/19	54.3
	4,705	1,005	4.7	1,318	403	3.3	3,387	48/294	3,681	554/295/20	53.2
1998	4,586	1,014	4.5	2,034	490	4.2	2,552	35/229	2,781	489/274/20	56.0
	4,963	1,002	5.0	1,642	479	3.4	3,321	41/238	3,559	482/268/16	55.6
1999	4,874	1,067	4.6	1,991	495	4.0	2,883	37/235	3,118	535/301/18	56.3
	4,878	953	5.1	1,950	450	4.4	2,920	40/247	3,167	463/245/14	52.9
2000	4,766	1,009	4.7	2,248	527	4.3	2,518	43/220	2,738	439/217/10	49.4
	4,713	985	4.8	1,693	425	4.0	3,020	39/229	3,249	521/280/17	53.7
2001	5,887	1,065	5.5	2,774	580	4.8	3,113	31/182	3,295	442/274/12	60.4
	4,137	919	4.5	1,195	339	3.5	2,942	55/367	3,309	525/295/16	56.2
2002	5,952	1,097	5.4	2,120	512	4.1	3,832	34/204	4,036	551/350/22	63.5
	4,835	982	4.9	1,375	359	3.8	3,460	50/313	3,773	573/336/19	58.6
2003	4,792	1,020	4.7	1,488	446	3.3	3,304	42/244	3,548	532/306/17	57.5
	4,783	968	4.9	1,741	449	3.9	3,042	35/203	3,245	484/294/14	62.7
2004	5,184	1,012	5.1	2,464	618	4.0	2,720	36/250	2,970	295/196/11	66.4
	4,134	882	4.7	1,299	357	3.6	2,835	41/225	3,060	484/269/19	55.6
2005	5,149	960	5.4	2,223	549	4.0	2,926	32/178	2,969	379/228/14	60.2
	4,544	998	4.6	1,376	402	3.4	3,168	47/312	3,480	549/312/15	57.4
2006	5,725	1,041	5.5	1,992	469	4.2	2,969	49/293	4,026	523/312/23	59.7
	4,805	998	4.9	1,412	408	3.5	3,393	39/226	3,480	529/319/20	60.3
2007	5,239	1,000	5.2	2,168	511	4.2	3,071	47/347	3,418	442/282/14	63.8
	4,262	933	4.6	1,438	361	4.0	2,824	36/243	3,067	536/292/11	54.5
2008	4,991	1,015	4.9	1,690	460	3.7	3,301	49/306	3,607	442/282/14	63.8
	3,795	974	3.9	1,284	390	3.3	2,511	51/350	2,861	533/301/20	56.5
2009	5,941	1,014	5.9	1,793	428	4.2	4,148	50/348	4,148	536/351/14	65.5
	4,885	967	5.1	1,438	372	3.9	3,447	47/314	3,761	548/319/12	58.2
2010	5,525	993	5.6	1,924	471	4.1	2,601	43/289	3,890	479/298/9	62.2
	4,429	974	4.5	1,004	333	3.0	3,425	48/319	3,744	593/363/21	61.2
2011	5,957	1,015	5.9	1,903	434	4.4	4,054	42/279	4,333	539/341/15	63.3
	4,348	964	4.5	1,597	399	4.0	2,751	35/230	2,981	530/289/11	54.5
2012	5,324	1,023	5.2	1,537	412	3.7	3,787	37/225	4,012	574/354/14	61.7
	4,413	951	4.6	1,450	391	3.7	2,963	37/196	3,159	523/299/10	57.2
2013	5,400	1,023	5.3	1,383	394	3.5	4,017	43/289	4,306	586/377/14	64.3
	5,402	1,036	5.2	1,849	433	4.3	3,553	34/198	3,751	569/329/10	57.8
2014	6,577	1,068	6.2	1,752	423	4.1	4,825	33/172	4,997	612/411/10	67.2
	5,654	944	6.0	1,605	368	4.4	4,049	33/194	4,243	543/350/11	64.5

STEELERS *Miscellaneous Offensive/Defensive Statistics*

YEAR	PUNT/AVG.	PEN/YDS.	FUM/LOST	TOT PTS.	TD	RUN	PASS	RET.	PATS	FGS	T.O.P.
1969	65/40.1	67/659	36/20	218	26	8	17	1	26/26	12/25	
	65/40.1	74/772	25/16	404	50	17	27	6	49/50	17/25	
1970	78/44.2	82/835	30/16	210	26	13	12	1	24/26	10/28	
	85/41.9	76/790	29/15	272	32	8	21	3	29/32	15/32	
1971	79/43.9	88/898	37/16	246	28	10	15	3	27/28	17/27	
	77/41.5	81/784	27/18	292	32	13	16	3	30/32	22/35	
1972	66/43.6	81/728	27/14	343	37	22	12	3	35/37	28/41	
	74/40.3	77/712	37/20	175	18	6	9	3	17/18	15/27	
1973	62/41.1	84/817	36/14	347	37	12	20	5	36/37	29/43	
	75/42.4	86/757	41/18	210	22	8	11	3	21/21	19/29	
1974	78/39.0	104/978	33/19	305	35	19	12	4	33/35	20/29	
	91/41.2	76/575	38/22	189	22	7	14	1	21/22	12/17	
1975	89/39.4	89/756	34/23	373	46	22	21	3	44/46	17/21	
	90/40.1	85/700	22/10	162	19	8	9	2	15/19	11/18	
1976	76/39.2	111/836	40/19	342	43	33	10	0	40/43	14/26	
	94/37.4	80/637	42/24	138	14	5	9	0	13/14	14/24	
1977	73/36.3	122/973	41/28	283	37	20	17	0	34/37	9/14	
	79/40.3	82/784	28/13	243	29	9	16	4	27/29	14/21	
1978	66/40.0	108/943	35/17	356	46	16	28	2	44/45	12/26	
	82/39.4	106/954	33/21	195	22	11	10	1	21/22	14/26	
1979	68/40.2	108/866	47/26	416	52	25	26	1	50/52	18/30	
	100/40.0	95/744	32/15	262	31	9	19	3	28/31	16/26	
1980	66/40.2	111/933	38/18	352	42	15	26	1	39/42	19/28	
	73/40.7	93/806	23/14	313	37	9	25	3	34/37	19/29	
1981	84/43.3	97/840	39/22	356	47	21	25	1	38/46	12/17	
	78/42.1	112/960	31/16	297	35	10	22	3	33/35	18/33	
1982	49/40.4	59/459	18/9	204	25	7	17	1	22/23	10/12	
	53/38.1	44/345	17/8	146	17	5	12	0	17/17	9/14	
1983	80/41.9	99/836	42/20	355	39	17	15	7	38/39	27/31	
	88/41.1	96/782	34/17	303	37	14	19	4	36/37	15/20	
1984	70/41.2	112/948	40/15	387	45	13	25	7	45/45	24/32	30/33
	90/42.4	107/945	30/11	310	35	12	19	4	34/35	22/28	29/27
1985	79/39.1	85/665	31/9	379	40	14	23	3	40/40	33/42	30/52
	86/40.9	89/679	34/15	355	43	19	18	6	40/41	19/25	29/08
1986	89/38.7	105/876	28/16	307	35	18	16	1	32/34	21/32	29/45
	82/39.0	107/876	31/13	336	39	10	22	7	36/38	22/39	30/15
1987	82/40.2	105/801	37/8	285	31	11	13	7	31/31	22/29	29/44
	70/39.2	95/771	41/17	299	34	8	22	4	31/34	20/26	30/16
1988	71/41.5	99/803	40/19	336	36	17	15	4	34/36	28/36	28/31
	67/40.7	79/705	35/13	421	49	20	25	4	47/49	26/32	31/29
1989	83/40.6	116/986	32/18	265	29	17	10	2	28/29	21/30	28/50
	69/40.5	96/785	40/21	326	38	16	17	5	37/38	19/27	31/10
1990	66/37.2	110/928	40/17	292	33	11	20	2	32/33	20/25	30/06
	64/40.9	89/719	33/18	240	26	13	9	4	26/26	18/28	29/54
1991	75/39.9	116/933	37/14	292	32	8	20	4	31/31	23/33	27/05
	65/41.6	84/685	27/11	344	38	14	21	3	38/38	26/41	32/55
1992	74/42.1	106/941	28/18	299	31	13	15	3	29/31	28/36	32/05
	74/42.0	104/814	34/21	225	24	6	15	3	24/24	19/28	27/55
1993	89/42.5	100/861	28/15	308	32	13	16	3	32/32	28/30	32/15
	82/43.9	77/652	37/14	281	30	6	16	8	29/30	24/29	27/45
1994	97/39.7	119/974	18/8	316	35	15	17	3	32/32	24/29	31/58
	97/42.2	91/763	31/14	234	23	7	12	4	22/22	24/29	28/02
1995	59/40.1	109/839	24/13	407	44	17	21	6	39/39	34/41	32/36
	85/43.3	101/931	30/12	327	37	9	24	4	34/34	23/25	27/24

STEELERS *Miscellaneous Offensive/Defensive Statistics (Continued)*

YEAR	PUNT/AVG.	PEN/YDS.	FUM/LOST	TOT PTS.	TD	RUN	PASS	RET.	PATS	FBS	T.O.P.
1996	72/40.7	84/665	27/14	344	39	18	15	6	37/37	23/30	30:08
	86/43.8	97/746	28/17	252	27	7	17	3	26/26	21/26	29:52
1997	64/42.6	95/861	25/14	372	44	19	22	3	40/40	22/25	32:05
	66/42.5	90/708	26/14	307	31	5	24	1	26/26	21/26	27:55
1998	82/43.5	79/690	18/12	263	26	8	13	5	23/23	26/32	30:20
	76/45.8	106/854	28/13	303	30	8	17	5	23/24	32/41	29:40
1999	84/45.2	119/945	19/7	317	35	14	19	2	30/31	25/29	31:28
	92/40.6	101/813	29/14	320	36	10	20	6	34/35	20/26	28:32
2000	91/43.3	81/667	24/11	321	35	19	12	4	32/33	25/30	31:27
	81/43.3	105/876	25/18	255	24	9	13	2	24/24	29/34	28:33
2001	63/41.4	86/737	28/9	352	38	17	16	5	34/37	30/44	34:10
	87/42.3	71/585	27/12	212	26	5	19	2	23/24	9/20	25:50
2002	63/41.0	90/712	26/14	390	43	15	26	2	35/37	29/40	32:47
	77/40.3	106/927	22/17	345	41	16	19	6	37/38	20/26	27:13
2003	84/41.4	111/1,005	24/11	300	33	10	19	4	31/32	23/32	30:42
	91/40.6	96/709	24/11	327	38	14	20	4	32/25	21/24	29:18
2004	67/43.0	99/837	20/8	372	41	16	20	5	40/40	28/33	34:00
	79/42.7	104/875	28/13	251	26	8	14	4	24/24	23/27	26:01
2005	69/41.7	99/876	22/9	389	45	21	21	3	45/45	24/29	31:16
	80/43.3	120/1,031	30/15	258	27	10	15	2	24/25	24/30	28:44
2006	66/41.3	69/611	27/14	353	42	16	23	3	41/41	20/27	31:13
	86/43.8	104/862	16/9	315	36	9	21	6	36/36	21/27	28:47
2007	68/42.4	80/651	21/8	393	46	9	34	3	44/44	23/25	33:18
	82/43.0	73/556	30/14	269	31	6	22	3	29/30	18/22	26:42
2008	78/39.8	95/812	28/10	347	38	16	19	3	36/37	27/31	31:29
	91/42.5	91/801	22/9	223	21	7	12	2	21/21	24/27	28:31
2009	72/42.7	85/769	21/11	368	41	10	28	3	41/41	27/31	32:13
	86/42.8	102/903	21/10	324	37	7	22	8	32/32	22/29	27:47
2010	74/44.3	100/903	22/9	375	41	15	22	4	38/38	29/37	31:53
	81/40.4	86/716	28/14	232	22	5	15	2	18/19	26/30	28:07
2011	60/44.7	101/854	16/13	325	36	13	21	2	36/36	23/31	32:33
	87/43.6	96/777	13/4	227	23	7	15	1	21/21	22/27	27:27
2012	78/43.6	92/938	33/16	336	36	8	27	1	34/34	28/31	32:07
	88/45.2	100/882	19/10	314	33	9	19	5	30/31	28/33	27:53
2013	75/41.1	80/677	16/10	379	41	9	28	4	39/39	30/32	30:53
	79/43.0	92/798	21/10	370	41	18	21	2	38/39	28/31	29:07
2014	62/43.0	103/834	16/11	436	49	10	33	6	45/45	29/32	32:24
	68/45.3	97/835	20/10	368	40	9	30	1	38/38	30/32	27:36

STEELERS Year-By-Year Leaders

RUSHING

Year	Player	Att.	Yards	Avg.	LG	TDs
1934	Warren Heller	132	528	4.0	—	1
1935	Art Strutt	92	323	3.5	—	1
1936	Warren Heller	106	332	3.1	—	0
1937	John Karcis	127	513	4.0	—	3
1938	Byron "Whizzer" White (Rookie)	152	567	3.7	—	4
1939	Boyd Brumbaugh	86	282	3.3	—	2
1940	Lou Tomasetti	68	246	3.6	—	1
1941	Dick Riffe	109	388	3.6	54	1
1942	Bill Dudley (Rookie)	162	696	4.3	66	5
1943	Jack Hinkle	116	571	4.9	—	4
1944	John Grigas	185	610	3.2	—	3
1945	Buist Warren	96	285	3.0	75	2
1946	Bill Dudley	146	604	4.1	42	3
1947	Johnny Clement	129	670	5.2	43	4
1948	Bob Cifers	112	361	3.2	21	1
1949	Jerry Nuzum	139	611	4.4	64t	5
1950	Joe Geri	188	705	3.8	47	2
1951	Fran Rogel	109	385	3.5	51	3
1952	Ray Mathews	66	315	4.8	36	0
1953	Fran Rogel	137	527	3.8	58	2
1954	Fran Rogel	111	415	3.7	16	1
1955	Fran Rogel	168	588	3.5	19	2
1956	Fran Rogel	131	476	3.6	40	2
1957	Billy Wells	154	532	3.5	51	0
1958	Tom Tracy	169	714	4.2	64	5
1959	Tom Tracy	199	794	4.0	51	3
1960	Tom Tracy	192	680	3.5	28t	5
1961	John Henry Johnson	213	787	3.7	44	6
1962	John Henry Johnson	251	1,141	4.5	40	7
1963	John Henry Johnson	186	773	4.2	48	4
1964	John Henry Johnson	235	1,048	4.5	45t	7
1965	Dick Hoak	131	426	3.3	42t	5
1966	Bill Asbury	169	544	3.2	45	7
1967	Don Shy (Rookie)	99	341	3.4	33t	4
1968	Dick Hoak	175	858	4.9	77t	3
1969	Dick Hoak	151	531	3.5	13	2
1970	John "Frenchy" Fuqua	138	691	5.0	85t	7
1971	John "Frenchy" Fuqua	155	625	4.0	30t	4
1972	Franco Harris (Rookie)	188	1,055	5.6	75t	10
1973	Franco Harris	188	698	3.7	35	3
1974	Franco Harris	208	1,006	4.8	54	5
1975	Franco Harris	262	1,246	4.8	36	10
1976**	Franco Harris	289	1,128	3.9	30	14
	Rocky Bleier	220	1,036	4.7	28	5
1977	Franco Harris	300	1,162	3.9	61t	11
1978	Franco Harris	310	1,082	3.5	37	8
1979	Franco Harris	267	1,186	4.4	71t	11
1980	Franco Harris	208	789	3.8	26	4
1981	Franco Harris	242	987	4.1	50	8
1982	Franco Harris	140	604	4.3	21	2
1983	Franco Harris	279	1,007	3.6	19	5
1984	Frank Pollard	213	851	4.0	52	6
1985	Frank Pollard	233	991	4.3	56	3
1986	Earnest Jackson	216	910	4.2	31	5
1987	Earnest Jackson	180	696	3.9	39	1
1988	Merril Hoge	170	705	4.1	20	3
1989	Tim Worley (Rookie)	195	770	3.9	38	5
1990	Merril Hoge	203	772	3.8	41t	7
1991	Merril Hoge	165	610	3.7	24	2
1992	Barry Foster	390	1,690	4.3	69	11
1993	Leroy Thompson	205	763	3.7	36	3
1994	Barry Foster	216	851	3.9	29t	5
1995	Eric Pegrum	213	813	3.8	38	5
1996	Jerome Bettis	320	1,431	4.5	50t	11
1997	Jerome Bettis	375	1,665	4.4	34	7
1998	Jerome Bettis	316	1,185	3.8	42	3
1999	Jerome Bettis	299	1,091	3.6	35	7
2000	Jerome Bettis	355	1,341	3.8	30	8
2001	Jerome Bettis	225	1,072	4.8	48	4
2002	Amos Zereoue	193	762	3.9	42	4

■ AFC Leader ■ Team record ■ NFL leader **AFC Championship game

MEDIA INFORMATION

FOOTBALL STAFF

2015 PLAYERS

2014 IN REVIEW

STEELERS HISTORY

RECORDS

STEELERS Year-By-Year Leaders

RUSHING (Continued)

Year	Player	Att.	Yards	Avg.	LG	TDs
2003	Jerome Bettis	246	811	3.3	21	7
2004	Jerome Bettis	250	941	3.8	29	13
2005	Willie Parker	255	1,202	4.7	80+	4
2006	Willie Parker	337	1,494	4.4	76	13
2007	Willie Parker	321	1,316	4.1	32	2
2008	Willie Parker	210	791	3.7	34+	5
2009	Rashard Mendenhall	242	1,108	4.6	60	7
2010	Rashard Mendenhall	324	1,273	3.9	50+	13
2011	Rashard Mendenhall	228	928	4.1	68	9
2012	Jonathan Dwyer	156	623	4.0	34	2
2013	Le'Veon Bell (Rookie)	244	860	3.5	43	8
2014	Le'Veon Bell	290	1,361	4.7	81	8

TOTAL YARDS FROM SCRIMMAGE

Year	Player	Total Yards	Rush Yards	Rec. Yards
1947	Johnny Clement	676	670	6
1948	Val Jansante	620	-3	623
1949	Jerry Nuzum	692	611	81
1950	Joe Geri	738	705	33
1951	Lynn Chandnois	772	332	440
1952	Elbie Nickel (TE)	884	0	884
1953	Lynn Chandnois	882	470	412
1954	Ray Mathews	894	242	652
1955	Ray Mathews	949	187	762
1956	Fran Ragel	564	476	88
1957	Jack McClairn	630	0	630
1958	Tom Tracy	1,249	714	535
1959	Tom Tracy	1,067	794	273
1960	Tom Tracy	1,029	680	349
1961	Buddy Dial	1,053	6	1,047
1962	John Henry Johnson	1,367	1,141	226
1963	Buddy Dial	1,295	0	1,295
1964	John Henry Johnson	1,117	1,048	69
1965	Gary Ballman	905	46	859
1966	Roy Jefferson	808	36	772
1967	J.R. Wilburn	767	0	767
1968	Roy Jefferson	1,131	57	1,074
1969	Roy Jefferson	1,125	46	1,079
1970	John "Frenchy" Fuqua	980	691	289
1971	John "Frenchy" Fuqua	1,052	625	427
1972	Franco Harris (Rookie)	1,235	1,055	180
1973	Franco Harris	767	698	69
1974	Franco Harris	1,206	1,006	200
1975	Franco Harris	1,460	1,246	214
1976	Rocky Bleier	1,330	1,036	294
1977	Franco Harris	1,224	1,162	62
1978	Franco Harris	1,226	1,082	144
1979	Franco Harris	1,477	1,186	291
1980	Franco Harris	985	789	196
1981	Franco Harris	1,237	987	250
1982	Franco Harris	853	604	249
1983	Franco Harris	1,285	1,007	278
1984	John Stallworth	1,395	0	1,395
1985	Frank Pollard	1,241	991	250
1986	Walter Abercrombie	1,272	877	395
1987	Earnest Jackson	748	696	52
1988	Merril Hoge	1,192	705	487
1989	Louis Lipps	1,124	180	944
1990	Merril Hoge	1,114	772	342
1991	Merril Hoge	989	610	379
1992	Barry Foster	2,034	1,690	344
1993	Leroy Thompson	1,022	763	259
1994	Byron "Bam" Morris (Rookie)	1,040	836	204
1995	Yancey Thigpen	1,308	1	1,307
1996	Jerome Bettis	1,553	1,431	122
1997	Jerome Bettis	1,775	1,665	110
1998	Jerome Bettis	1,275	1,185	90
1999	Jerome Bettis	1,201	1,091	110
2000	Jerome Bettis	1,438	1,341	97

● AFC Leader

STEELERS Year-By-Year Leaders

TOTAL YARDS FROM SCRIMMAGE (Continued)

Year	Player	Total Yards	Rush Yards	Rec. Yards
2001	Jerome Bettis	1,120	1,072	48
2002	Hines Ward	1,471	142	1,329
2003	Hines Ward	1,224	61	1,163
2004	Hines Ward	1,029	25	1,004
2005	Willie Parker	1,420	1,202	218
2006	Willie Parker	1,716	1,494	222
2007	Willie Parker	1,480	1,316	164
2008	Hines Ward	1,047	4	1,043
2009	Rashard Mendenhall	1,369	1,108	261
2010	Rashard Mendenhall	1,440	1,273	167
2011	Mike Wallace	1,250	57	1,193
2012	Mike Wallace	843	7	836
2013	Antonio Brown	1,503	4	1,499
2014	Le'Veon Bell	2,215	1,361	854

PASSING

Year	Player	Att.	Comp.	Yards	TDs	Ints	Rtg.
1934	Warren Heller	112	31	511	2	15	12.5
1935	Warren Heller	41	9	88	0	8	0.0
1936	Ed Matesic	138	64	850	4	16	36.5
1937	Max Fiske	43	17	318	4	4	58.1
1938	Frank Filchock (Rookie)	101	41	469	3	11	25.6
1939	Hugh McCullough (Rookie)	100	32	443	2	12	14.3
1940	Bill Patterson	117	34	529	3	15	14.9
1941	Boyd Brumbaugh	41	13	260	2	8	31.6
1942	Bill Dudley (Rookie)	94	35	438	2	5	37.5
1943	Rog Zimmerman	124	43	846	9	17	44.0
1944	Johnny Grigas	131	50	690	6	21	31.5
1945	Buist Warren	92	36	368	0	10	11.8
1946	Bill Dudley	90	32	452	2	9	20.5
1947	Johnny Clement	123	52	1,004	7	9	59.8
1948	Ray Evans	137	64	924	5	17	41.7
1949	Joe Geri (Rookie)	77	31	554	5	5	60.2
1950	Joe Geri	113	41	866	6	15	42.4
1951	Chuck Ortmann (Rookie)	139	56	671	3	13	24.0
1952	Jim Finks	336	158	2,307	20	19	66.2
1953	Jim Finks	292	131	1,484	8	14	49.8
1954	Jim Finks	306	164	2,003	14	19	63.4
1955	Jim Finks	344	165	2,270	10	26	47.7
1956	Ted Marchibroda	275	124	1,585	12	19	49.4
1957	Earl Morrill	289	139	1,900	11	12	64.9
1958	Bobby Layne	268	133	2,339	14	12	78.4
1959	Bobby Layne	297	142	1,986	20	21	62.8
1960	Bobby Layne	209	103	1,814	13	17	66.2
1961	Rudy Bukich	156	89	1,253	11	16	67.2
1962	Bobby Layne	233	116	1,686	9	17	56.2
1963	Ed Brown	362	168	2,982	21	20	71.4
1964	Ed Brown	272	121	1,990	12	19	55.2
1965	Bill Nelsen	270	121	1,917	8	17	52.7
1966	Ron Smith	181	79	1,249	8	12	54.3
1967	Kent Nix	268	136	1,587	8	19	49.5
1968	Dick Shiner	304	148	1,856	18	17	64.5
1969	Dick Shiner	209	97	1,422	7	10	60.3
1970	Terry Bradshaw (Rookie)	218	83	1,410	6	24	30.4
1971	Terry Bradshaw	373	203	2,259	13	22	59.8
1972	Terry Bradshaw	308	147	1,887	12	12	64.1
1973	Terry Bradshaw	180	89	1,183	10	15	54.5
1974	Joe Gilliam	212	96	1,274	4	8	55.4
1975	Terry Bradshaw	286	165	2,055	18	9	88.0
1976	Terry Bradshaw	192	92	1,177	10	9	65.4
1977	Terry Bradshaw	314	162	2,523	17	19	71.4
1978	Terry Bradshaw	368	207	2,915	28	20	84.7
1979	Terry Bradshaw	472	259	3,724	26	25	77.0
1980	Terry Bradshaw	424	218	3,339	24	22	75.0
1981	Terry Bradshaw	370	201	2,887	22	14	83.9
1982	Terry Bradshaw	240	127	1,768	17	11	81.4
1983	Cliff Stoudt	381	197	2,553	12	21	60.6
1984	Mark Malone	272	147	2,137	16	17	73.4
1985	Mark Malone	233	117	1,428	13	7	75.5

● AFC leader ● Team record ● NFL leader

STEELERS Year-By-Year Leaders

PASSING (Continued)

Year	Player	Att.	Comp.	Yards	TDs	Ints	Rtg.
1986	Mark Malone	425	216	2,444	15	18	62.5
1987	Mark Malone	336	156	1,896	6	19	46.7
1988	Bubby Brister	370	175	2,634	11	14	65.3
1989	Bubby Brister	342	187	2,365	9	10	73.1
1990	Bubby Brister	387	223	2,725	20	14	81.6
1991	Neil O'Donnell	286	156	1,963	11	7	78.8
1992	Neil O'Donnell	313	185	2,283	13	9	83.6
1993	Neil O'Donnell	486	270	3,208	14	7	79.5
1994	Neil O'Donnell	370	212	2,443	13	9	78.9
1995	Neil O'Donnell	416	246	2,970	17	7	87.7
1996	Mike Tomczak	401	222	2,767	15	17	71.8
1997	Kordell Stewart	440	236	3,020	21	17	75.2
1998	Kordell Stewart	458	252	2,560	11	18	62.9
1999	Mike Tomczak	258	139	1,625	12	8	75.8
2000	Kordell Stewart	289	151	1,860	11	8	73.6
2001	Kordell Stewart	442	266	3,106	14	11	81.7
2002	Tommy Maddox	377	234	2,836	20	16	85.2
2003	Tommy Maddox	519	298	3,414	18	17	75.3
2004	Ben Roethlisberger (Rookie)	295	196	2,621	17	11	98.1
2005	Ben Roethlisberger	268	168	2,385	17	9	98.6
2006	Ben Roethlisberger	469	280	3,513	18	23	75.4
2007	Ben Roethlisberger	404	264	3,154	32	11	104.1
2008	Ben Roethlisberger	469	281	3,301	17	15	80.1
2009	Ben Roethlisberger	506	337	4,328	26	12	100.5
2010	Ben Roethlisberger	389	240	3,200	17	5	97.0
2011	Ben Roethlisberger	513	324	4,077	21	14	90.1
2012	Ben Roethlisberger	449	284	3,265	26	8	97.0
2013	Ben Roethlisberger	584	375	4,261	28	14	92.0
2014	Ben Roethlisberger	608	408	4,952	32	9	103.3

PASS RECEIVING (Receptions)

Year	Player	No.	Yards	Avg.	LG	TDs
1934	Ben Smith	14	218	15.6	—	0
1935	Jim Levey	7	112	16.0	—	2
1936	Wilbur Sortet	14	197	14.1	—	1
1937	John "Blood" McNally	10	168	16.8	—	4
1938	Bill Davidson	12	229	19.1	—	0
1939	Sam Boyd (Rookie)	21	423	20.1	—	2
1940	George Platakis	15	290	19.3	—	2
1941	Don Laoney	10	186	18.6	66	1
1942	Walt Kichowski	15	189	12.6	26	0
1943	Tony Bova	17	419	24.6	51	5
1944	Ed Rucinski	22	284	12.9	40t	1
1945	Tony Bova	15	215	14.3	52	0
1946	Val Jansante	10	136	13.6	34	1
1947	Val Jansante	35	599	17.1	46	5
1948	Val Jansante	39	623	16.0	66t	3
1949	Val Jansante	29	445	15.3	47t	4
1950	Val Jansante	26	353	13.6	40	0
1951	Hank Minank (Rookie)	35	459	13.1	37	1
1952	Elbie Nickel (TE)	55	884	16.1	54t	9
1953	Elbie Nickel (TE)	62	743	12.0	40	4
1954	Ray Mathews (RB)	44	652	14.8	78t	6
1955	Ray Mathews (RB)	42	762	18.1	61t	6
1956	Ray Mathews (RB)	31	540	17.4	64t	5
1957	Jack McClairien	46	630	13.7	48t	2
1958	Jimmy Orr	33	910	27.6	78t	7
1959	Jimmy Orr	35	604	17.3	43	5
1960	Buddy Dial	40	972	24.3	70t	9
1961	Buddy Dial	53	1,047	19.8	88t	12
1962	Buddy Dial	50	981	19.6	62	6
1963	Buddy Dial	60	1,295	21.6	83t	9
1964	Gary Ballman	47	935	19.9	47t	7
1965	Gary Ballman	40	859	21.5	87t	5
1966	John Hilton (TE)	46	603	13.1	32t	4
1967	J.R. Wilburn	51	767	15.0	66t	5
1968	Roy Jefferson	58	1,074	18.5	62	11
1969	Roy Jefferson	67	1,079	16.1	63	9

● Team record ● AFC Leader ● NFL leader

STEELERS Year-By-Year Leaders

PASS RECEIVING (Receptions continued)

Year	Player	No.	Yards	Avg.	LG	TDs
1970	Ron Shanklin (Rookie)	30	691	23.0	81t	4
1971	Ron Shanklin	49	652	13.3	42	6
	John "Frenchy" Fuqua (RB)	49	427	8.7	40t	1
1972	Ron Shanklin	38	669	17.6	57	3
1973	Ron Shanklin	30	711	23.7	67	10
1974	Frank Lewis	30	365	12.2	31t	4
1975	Lynn Swann	49	781	15.9	43t	11
1976	Lynn Swann	28	516	18.4	47	3
1977	Lynn Swann	50	789	15.8	46	7
1978	Lynn Swann	61	880	14.4	62	11
1979	John Stallworth	70	1,183	16.9	65t	8
1980	Lynn Swann	44	710	16.1	68t	7
1981	John Stallworth	63	1,098	17.4	55	5
1982	Franco Harris (RB)	31	249	8.0	20	0
1983	Calvin Sweeney	39	577	14.8	42	5
1984	John Stallworth	80	1,395	17.4	51	11
1985	John Stallworth	75	937	12.5	41	5
1986	Walter Abercrombie (RB)	47	395	8.4	27	2
1987	John Stallworth	41	521	12.7	45	2
1988	Louis Lipps	50	973	19.5	89t	5
	Merril Hoge (RB)	50	487	9.7	40	3
1989	Louis Lipps	50	944	18.9	79t	5
1990	Louis Lipps	50	682	13.6	37	3
1991	Louis Lipps	55	671	12.2	35	2
1992	Jeff Graham	49	711	14.5	51	1
1993	Eric Green (TE)	63	942	15.0	71t	5
1994	John L. Williams (RB)	51	378	7.4	23	2
1995	Yancey Thigpen	85	1,307	15.4	43	5
1996	Andre Hastings	72	739	10.3	38	6
1997	Yancey Thigpen	79	1,398	17.7	69t	7
1998	Courtney Hawkins	66	751	11.4	53	1
1999	Troy Edwards (Rookie)	61	714	11.7	41	5
	Hines Ward	61	638	10.5	42	7
2000	Hines Ward	48	672	14.0	77t	4
2001	Hines Ward	94	1,003	10.7	34	4
2002	Hines Ward	112	1,329	11.9	72t	12
2003	Hines Ward	95	1,163	12.2	50	10
2004	Hines Ward	80	1,004	12.6	58	4
2005	Hines Ward	69	975	14.1	85t	11
2006	Hines Ward	74	975	13.2	70t	6
2007	Hines Ward	71	732	10.3	25	7
2008	Hines Ward	81	1,043	12.9	49	7
2009	Hines Ward	95	1,167	12.3	54	6
2010	Mike Wallace	60	1,257	21.0	56t	10
2011	Mike Wallace	72	1,193	16.6	95t	8
2012	Heath Miller (TE)	71	816	11.5	43	8
2013	Antonio Brown	110	1,499	13.6	56	8
2014	Antonio Brown	129	1,698	13.2	63t	13

SCORING

Year	Player	TDs	PAFs	FGs	TP
1935	Armand Niccolai	0	10	6	28
1936	Armand Niccolai	0	7	7	28
1937	John "Blood" McNally	5	0	0	30
1938	Byron "Whizzer" White (Rookie)/Bill Sortet	4	0	0	24
1939	Armand Niccolai	0	15	3	24
1940	Armand Niccolai	0	6	6	24
1941	Art Jones	5	0	0	30
1942	Bill Dudley (Rookie)	6	0	0	36
1943	Ernie Steele/Bob Thurbon	6	0	0	36
1944	Bob Thurbon	5	0	0	30
1945	Bill Dudley	3	2	0	20
1946	Bill Dudley	5	12	2	48
1947	Steve Lach	9	0	0	54
1948	Joe Glamp	3	26	4	56
1949	Joe Geri (Rookie)	5	12	1	45
1950	Joe Geri	3	22	8	64
1951	Joe Geri	4	22	7	67
1952	Elbie Nickel (TE)	9	0	0	54
1953	Nick Bolkovac	1	27	4	45
1954	Ray Mathews	8	0	0	48
1955	Ray Mathews	7	0	0	42
1956	Sid Watson	4	10	1	37
1957	Earl Girard	4	2	1	29
1958	Tom Miner	0	31	14	73

● Team record ○ Team record for TE ▲ AFC leader ● NFL leader

STEELERS Year-By-Year Leaders

SCORING (Continued)

Year	Player	TDs	PATs	FGs	TP
1959	Bobby Layne	2	32	11	77
1960	Tom Tracy	9	0	3	63
1961	Buddy Dial	12	0	0	72
	Lou Michaels	0	27	15	72
1962	Lou Michaels	0	32	26	110
1963	Lou Michaels	0	32	21	95
1964	Mike Clark	0	28	13	67
1965	Mike Clark	0	19	11	52
1966	Mike Clark	0	34	21	97
1967	Mike Clark	0	35	12	71
1968	Roy Jefferson	12	0	0	72
1969	Gene Mingo	0	26	12	62
1970	John "Frenchy" Fuqua	9	0	0	54
1971	Roy Gerela	0	27	17	78
1972	Roy Gerela	0	35	28	119
1973	Roy Gerela	0	36	29	123
1974	Roy Gerela	0	33	20	93
1975	Roy Gerela	0	44	17	95
1976	Franco Harris	14	0	0	84
1977	Franco Harris	11	0	0	66
1978	Roy Gerela	0	44	12	80
1979	Matt Bahr (Rookie)	0	50	18	104
1980	Matt Bahr	0	39	19	96
1981	Dave Trout (Rookie)	0	38	12	74
1982	Gary Anderson (Rookie)	0	22	10	52
1983	Gary Anderson	0	38	27	119
1984	Gary Anderson	0	45	24	117
1985	Gary Anderson	0	40	33	139
1986	Gary Anderson	0	32	21	95
1987	Gary Anderson	0	21	22	87
1988	Gary Anderson	0	34	28	118
1989	Gary Anderson	0	28	21	91
1990	Gary Anderson	0	32	20	92
1991	Gary Anderson	0	31	23	100
1992	Gary Anderson	0	29	28	113
1993	Gary Anderson	0	32	28	116
1994	Gary Anderson	0	32	24	104
1995	Norm Johnson	0	39	34	141
1996	Norm Johnson	0	37	23	106
1997	Norm Johnson	0	40	22	106
1998	Norm Johnson	0	21	26	99
1999	Kris Brown (Rookie)	0	30	25	105
2000	Kris Brown	0	32	25	107
2001	Kris Brown	0	34	30	124
2002	Hines Ward	12	0	0	78
2003	Jeff Reed	0	31	23	100
2004	Jeff Reed	0	40	28	124
2005	Jeff Reed	0	45	24	117
2006	Jeff Reed	0	41	20	101
2007	Jeff Reed	0	44	23	113
2008	Jeff Reed	0	36	27	117
2009	Jeff Reed	0	41	27	122
2010	Rashard Mendenhall	13	0	0	78
2011	Shaun Suisham	0	36	23	105
2012	Shaun Suisham	0	34	28	118
2013	Shaun Suisham	0	39	30	129
2014	Shaun Suisham	0	45	29	132

● AFC Leader ● Team record ● NFL leader

STEELERS Year-By-Year Leaders

INTERCEPTIONS

Year	Player	No.	Yards	LG	TDs
1946	Bill Dudley	10	242	80t	1
1947	Tony Compagno	4	163	64t	2
	Walt Slater	4	38	38	0
1948	Tony Compagno	7	79	82t	1
1949	Howard Hartley	6	63	41	0
1950	Howard Hartley	5	84	38	0
1951	Howard Hartley	10	69	23	0
1952	Jack Butler	7	168	41	0
1953	Jack Butler	9	147	28	1
1954	Paul Cameron (Rookie)	7	118	32	0
1955	Richie McCabe (Rookie)	3	29	25	0
1956	Jack Butler	6	113	34	0
1957	Jack Butler	10	85	20	0
1958	Jack Butler	9	81	19	0
1959	Dean Derby	7	127	24	0
1960	Dick Moegle	6	49	31	0
1961	John Sample	8	141	42	1
1962	Clendon Thomas	7	48	15	0
1963	Clendon Thomas	8	122	32	0
1964	Brady Keys	2	11	11	0
	Dick Haley	2	11	8	0
	Willie Daniel	2	4	4	0
1965	Jim Bradshaw	5	117	82t	1
1966	Jim Bradshaw	4	82	28	1
	Marv Woodson	4	91	56t	1
	Brady Keys	4	0	0	0
1967	Marv Woodson	7	49	24	0
1968	Paul Martha	3	43	23	0
	Ray May	3	31	25t	1
	Marv Woodson	3	23	12	0
	Clendon Thomas	3	0	0	0
1969	Bob Hohn	5	64	24	0
	Paul Martha	5	37	15	0
1970	Lee Calland	7	38	21	0
1971	John Rowser	4	94	70t	1
1972	Jack Ham	7	83	32t	1
1973	Mike Wagner	8	134	38	0
1974	Glen Edwards	5	153	59	1
	J.T. Thomas	5	22	14	0
	Jack Ham	5	13	10	0
1975	Mel Blount	11	121	47	0
1976	Glen Edwards	6	95	55	0
	Mel Blount	6	75	28	0
1977	Mel Blount	6	65	37	0
1978	Tony Dungy	6	95	65	0
1979	Jack Lambert	6	29	23	0
1980	Donnie Shell	7	135	67	0
1981	Mel Blount	6	106	50t	1
	Jack Lambert	6	76	31	0
1982	Dwayne Woodruff	5	53	30	0
	Donnie Shell	5	27	18	0
1983	Rick Woods	5	53	31	0
	Donnie Shell	5	18	18	0
1984	Donnie Shell	7	71	52t	1
1985	Dwayne Woodruff	5	80	33	0
1986	Lupe Sanchez	3	71	67t	1
	Eric Williams	3	44	25	0
	Donnie Shell	3	29	17	0
	Rick Woods	3	26	23	0
	Harvey Clayton	3	18	14	0
	Bryan Hinkle	3	7	6	0
1987	Dwayne Woodruff	5	91	33t	1
1988	Dwayne Woodruff	4	109	78t	1
	Rod Woodson	4	98	29	0
1989	Dwayne Woodruff	4	57	35	0
1990	Rod Woodson	5	67	34	0
1991	Thomas Everett	4	53	27	0
1992	Darren Perry (Rookie)	6	69	34	0
1993	Rod Woodson	8	138	63t	1
1994	Darren Perry	7	112	42	0

● Tied for NFL lead ● Tied for AFC lead ● Team record ● NFL leader

STEELERS Year-By-Year Leaders

INTERCEPTIONS (Continued)

Year	Player	No.	Yards	LG	TDs
1995	Willie Williams	7 ●	122	63t	1
1996	Rod Woodson	6	121	43t	1
1997	Donnell Woolford	4	91	34	0
	Darren Perry	4	77	42	0
1998	Dewayne Washington	5	178	78t	2
1999	Scott Shields (Rookie)	4	75	25	0
	Dewayne Washington	4	1	1	0
2000	Dewayne Washington	5	59	31	0
	Chad Scott	5	49	33	0
2001	Chad Scott	5	204	62	2
2002	Joey Porter	4	153	84	0
	Brent Alexander	4	37	25	0
2003	Brent Alexander	4	63	34	0
2004	Troy Polamalu	5	58	26t	1
2005	Chris Hope	3	60	55	0
2006	Troy Polamalu	3	51	49	0
	Bryant McFadden	3	39	39	0
2007	Ike Taylor	3	56	51t	1
2008	Troy Polamalu	7	59	23	0
2009	Troy Polamalu	3	17	16	0
	Ryan Clark	3	0	0	0
2010	Troy Polamalu	7	101	45t	1
2011	Troy Polamalu	2	33	33	0
	Ike Taylor	2	29	29	0
	William Gay	2	12	12	0
2012	Lawrence Timmons	3	80	53t	1
2013	Ryan Clark	2	50	37	0
	Cortez Allen	2	43	40t	1
	Troy Polamalu	2	36	19t	1
	Lawrence Timmons	2	26	23	0
2014	William Gay	3	113	52t	3 ●
	Brice McCain	3	56	31	1

QUARTERBACK SACKS

Year	Player	No.	Year	Player	No.
1972	Joe Greene	11.0	1995	Kevin Greene	9.0
1973	L.C. Greenwood	8.5	1996	Chad Brown	13.0
1974	Ernie Holmes	11.5	1997	Carnell Lake	6.0
1975	Ernie Holmes	8.5	1998	Jason Gildon	11.0
1976	Joe Greene	6.0	1999	Jason Gildon	8.5
1977	Steve Furness	8.5	2000	Jason Gildon	13.5
1978	L.C. Greenwood	9.0	2001	Jason Gildon	12.0
1979	L.C. Greenwood	7.0	2002	Jason Gildon	9.0
	Steve Furness	7.0		Joey Porter	9.0
1980	L.C. Greenwood	5.0	2003	Kimo von Oelhoffen	8.0
1981	Gary Dunn	8.0	2004	Aaron Smith	8.0
1982	Tom Beasley	6.0	2005	Joey Porter	10.5
	Gary Dunn	6.0	2006	Joey Porter	7.0
1983	Keith Willis	14.0	2007	James Harrison	8.5
1984	Mike Merriweather	15.0	2008	James Harrison	16.0 ●
1985	Keith Willis	5.5	2009	LaMarr Woodley	13.5
1986	Keith Willis	12.0	2010	James Harrison	10.5
1987	Mike Merriweather	5.5	2011	James Harrison	9.0
1988	Tim Johnson	4.0		LaMarr Woodley	9.0
1989	Greg Lloyd	7.0	2012	James Harrison	6.0
1990	Gerald Williams	6.0		Lawrence Timmons	6.0
1991	Jerrold Williams	9.0	2013	Jason Worlds	8.0
1992	Greg Lloyd	6.5	2014	Cameron Heyward	7.5
1993	Kevin Greene	12.5		Jason Worlds	7.5
1994	Kevin Greene	14.0			

● AFC leader ● Team record ● NFL leader

STEELERS 100/300-Yard Performances

300-YARD PASSING GAMES BY STEELERS

Before 1970 NFL Merger

Date	Opponent	Score	Player	No./Yards	TDs
11-16-52	at Cleveland	[L 29-28]	Jim Finks	306	4
09-26-54	at Green Bay	[W 21-20]	Jim Finks	327	N/A
11-05-55	at Chicago Cards	[L 27-13]	Jim Finks	337	N/A
12-13-58	Chicago Cards	[W 38-21]	Bobby Layne	409	N/A
12-18-66	at Atlanta	[W 57-33]	Bill Nelsen	334	N/A

Since 1970 NFL Merger

Date	Opponent	Score	Player	No.-Comp.-Yards	TDs	Int.
09-22-74	at Denver [ot]	[T 35-35]	Joe Gilliam	50-31-348	1	1
01-21-79***	vs. Dallas	[W 35-31]	Terry Bradshaw	30-17-318	4	1
11-04-79	Washington	[W 38-7]	Terry Bradshaw	27-15-311	4	1
11-25-79	Cleveland	[W 33-30]	Terry Bradshaw	44-30-364	1	1
12-02-79	Cincinnati	[W 37-17]	Terry Bradshaw	29-17-339	2	1
01-20-80**	vs. L.A. Rams	[W 31-19]	Terry Bradshaw	21-14-309	2	3
10-26-80	at Cleveland	[L 27-26]	Cliff Stoudt	37-18-310	0	1
09-06-81	Kansas City	[L 37-33]	Terry Bradshaw	36-21-319	2	2
01-09-83*	San Diego	[L 31-28]	Terry Bradshaw	39-28-335	2	2
01-06-85*	at Miami	[L 45-28]	Mark Malone	36-20-312	3	3
09-30-85	Cincinnati	[L 37-24]	Mark Malone	44-26-374	3	2
12-21-86	Kansas City	[L 24-19]	Mark Malone	43-22-351	0	1
09-25-88	at Buffalo	[L 36-28]	Bubby Brister	36-22-330	2	3
12-04-88	at Houston	[W 37-34]	Bubby Brister	36-17-311	3	0
10-14-90	at Denver	[W 34-17]	Bubby Brister	28-21-353	4	0
11-10-91	at Cincinnati [ot]	[W 33-27]	Neil O'Donnell	39-24-309	3	0
10-24-93	at Cleveland	[L 28-23]	Neil O'Donnell	39-25-355	0	1
11-20-94	Miami [ot]	[W 16-13]	Mike Tomczak	42-26-343	0	0
01-15-95**	San Diego	[L 17-13]	Neil O'Donnell	54-32-349	1	0
10-19-95	Cincinnati	[L 27-9]	Neil O'Donnell	52-30-359	0	1
11-05-95	at Chicago [ot]	[W 37-34]	Neil O'Donnell	52-34-341	2	2
11-19-95	at Cincinnati	[W 49-31]	Neil O'Donnell	31-24-377	3	0
12-24-95	at Green Bay	[L 24-19]	Neil O'Donnell	55-33-318	1	0
10-07-96	at Kansas City	[W 17-7]	Mike Tomczak	32-20-338	0	1
10-26-97	Jacksonville	[W 23-17]	Kordell Stewart	42-25-317	2	1
12-07-97	Denver	[W 35-24]	Kordell Stewart	29-18-303	3	1
12-16-01	at Baltimore	[W 26-21]	Kordell Stewart	31-20-333	2	0
11-10-02	Atlanta [ot]	[T 34-34]	Tommy Maddox	41-28-473	4	1
01-05-03*	Cleveland	[W 36-33]	Tommy Maddox	38-30-367	3	2
09-14-03	at Kansas City	[L 41-20]	Tommy Maddox	47-28-336	1	3
09-28-03	Tennessee	[L 30-13]	Tommy Maddox	47-31-332	0	2
11-17-03	at San Francisco	[L 30-14]	Tommy Maddox	44-25-327	1	1
11-30-03	Cincinnati	[L 24-20]	Tommy Maddox	42-28-313	1	1
12-18-04	at N.Y. Giants	[W 33-30]	Ben Roethlisberger	28-18-316	1	2
12-04-05	Cincinnati	[L 38-31]	Ben Roethlisberger	41-29-386	3	3
10-29-06	at Oakland	[L 20-13]	Ben Roethlisberger	37-25-301	1	4
11-05-06	Denver	[L 31-20]	Ben Roethlisberger	54-38-433	1	3
01-05-08*	Jacksonville	[L 31-29]	Ben Roethlisberger	42-29-337	2	3
10-05-08	at Jacksonville	[W 26-21]	Ben Roethlisberger	41-26-309	3	1
11-16-08	San Diego	[W 11-10]	Ben Roethlisberger	41-31-308	0	1
12-21-08	Tennessee	[L 31-14]	Ben Roethlisberger	39-25-329	2	2
09-10-09	Tennessee	[W 13-10]	Ben Roethlisberger	43-33-363	1	2
10-04-09	San Diego	[W 38-28]	Ben Roethlisberger	33-26-333	2	0
10-19-09	Cleveland	[W 27-14]	Ben Roethlisberger	35-23-417	2	1
11-22-09	at Kansas City	[L 27-24]	Ben Roethlisberger	42-32-398	3	2
12-20-09	Green Bay	[W 37-36]	Ben Roethlisberger	46-29-503	3	0
10-24-10	at Miami	[W 23-22]	Ben Roethlisberger	27-19-302	2	0
11-14-10	New England	[L 39-26]	Ben Roethlisberger	49-30-387	3	1
12-23-10	Carolina	[W 27-3]	Ben Roethlisberger	32-22-320	1	0
09-25-11	at Indianapolis	[W 23-20]	Ben Roethlisberger	37-25-364	1	1
10-23-11	at Arizona	[W 32-20]	Ben Roethlisberger	39-26-361	3	0
10-30-11	New England	[W 25-17]	Ben Roethlisberger	50-36-365	2	1
11-06-11	Baltimore	[L 23-20]	Ben Roethlisberger	37-20-330	1	1
12-19-11	at San Francisco	[L 20-3]	Ben Roethlisberger	44-25-330	0	3
09-23-12	at Oakland	[L 34-31]	Ben Roethlisberger	49-36-384	4	0
10-11-12	at Tennessee	[L 26-23]	Ben Roethlisberger	40-24-363	1	1
12-16-12	at Dallas [ot]	[L 27-24]	Ben Roethlisberger	40-24-339	2	1
09-22-13	Chicago	[L 40-23]	Ben Roethlisberger	41-26-406	2	2
09-29-13	at Minnesota	[L 34-27]	Ben Roethlisberger	51-36-383	1	1
11-03-13	at New England	[L 55-31]	Ben Roethlisberger	48-28-400	4	2
11-17-13	Detroit	[W 37-27]	Ben Roethlisberger	45-29-367	4	0
12-08-13	Miami	[L 34-28]	Ben Roethlisberger	39-23-349	3	0

*AFC Playoff game **AFC Championship game ***Super Bowl *Game at Wembley Stadium (London)

STEELERS 100/300-Yard Performances

300-YARD PASSING GAMES BY STEELERS (Continued)

Date	Opponent	Score	Player	No.-Comp.-Yards	TDs	Int.
09-07-14	Cleveland	[W 30-27]	Ben Roethlisberger	34-23-365	1	1
09-28-14	Tampa Bay	[L 27-24]	Ben Roethlisberger	40-29-314	3	0
10-26-14	Indianapolis	[W 51-34]	Ben Roethlisberger	49-40-522	6	0
11-02-14	Baltimore	[W 43-23]	Ben Roethlisberger	37-25-340	6	0
11-09-14	at NY Jets	[L 20-13]	Ben Roethlisberger	43-30-343	1	2
11-30-14	New Orleans	[L 35-32]	Ben Roethlisberger	58-32-435	2	2
12-07-14	at Cincinnati	[W 42-21]	Ben Roethlisberger	39-25-350	3	0
12-14-14	at Atlanta	[W 27-20]	Ben Roethlisberger	35-27-360	0	0
12-28-14	Cincinnati	[W 27-17]	Ben Roethlisberger	38-24-317	2	1

Since 1970 NFL Merger

Total Games with 300-Yards Passing: 71 Wins: 35 Losses: 34 Ties: 2

Total Home Games with 300-Yards Passing: 37 Wins: 19 Losses: 17 Ties: 1

Total Away Games with 300-Yards Passing: 31 Wins: 14 Losses: 16 Ties: 1

Total Neutral Games with 300-Yards Passing: 3 Wins: 2 Losses: 1

300-YARD PASSING GAMES BY STEELERS OPPONENTS

Before 1970 NFL Merger

Date	Opponent	Score	Player	No.-Comp.-Yards	TDs	Int.
09-28-69	at Philadelphia	[L 41-27]	Norm Snead	30-22-335	5	1

Since 1970 NFL Merger

Date	Opponent	Score	Player	No.-Comp.-Yards	TDs	Int.
12-21-71	NY Giants	[W 17-13]	Fran Tarkenton	41-27-302	1	2
11-02-75	at Cincinnati	[W 30-24]	Ken Anderson	42-19-331	3	3
09-12-76	at Oakland	[L 31-28]	Ken Stabler	38-21-342	3	4
12-10-77	at Cincinnati	[L 17-10]	Ken Anderson	33-15-303	1	1
11-05-78	New Orleans	[W 20-14]	Archie Manning	32-22-344	1	1
10-07-79	at Cleveland	[W 51-35]	Brian Sipe	41-22-365	5	3
11-25-79	Cleveland	[W 33-30]	Brian Sipe	38-23-333	3	1
10-26-80	at Cleveland	[L 27-26]	Brian Sipe	46-28-349	4	1
11-09-80	at Tampa Bay	[W 24-21]	Doug Williams	45-21-302	3	1
12-22-80	at San Diego	[L 26-17]	Dan Fouts	37-21-308	0	0
09-27-81	New England	[W 27-21]	Matt Cavanaugh	42-22-325	1	1
10-18-81	at Cincinnati	[L 34-7]	Ken Anderson	28-16-346	2	0
11-15-81	at Atlanta	[W 34-20]	Steve Bartkowski	50-33-416	2	2
12-20-81	at Houston	[L 21-20]	Gifford Nielsen	37-24-377	3	2
09-13-82	at Dallas	[W 36-28]	Danny White	36-25-347	4	2
09-19-82	Cincinnati	[W 26-20]	Ken Anderson	38-27-323	0	3
01-02-83	Cleveland	[W 37-21]	Paul McDonald	47-22-313	3	4
01-09-83*	San Diego	[L 31-28]	Dan Fouts	42-27-333	3	0
09-18-83	at Houston	[W 40-28]	Archie Manning	35-16-300	1	4
10-16-83	Cleveland	[W 44-17]	Brian Sipe	49-27-310	0	6
12-02-84	at Houston	[L 23-20]	Warren Moon	45-27-303	1	3
01-06-85	at Miami	[L 45-28]	Dan Marino	32-21-421	4	1
12-08-85	at San Diego	[L 54-44]	Dan Fouts	33-21-372	3	3
11-23-86	at Cleveland (ot)	[L 37-31]	Bernie Kosar	46-28-414	2	1
09-13-87	San Francisco	[W 30-17]	Joe Montana	49-34-316	2	3
10-25-87	Cincinnati	[W 23-20]	Boomer Esiason	42-20-303	2	2
11-01-87**	at Miami	[L 35-24]	Dan Marino	31-25-332	4	2
11-22-87	at Cincinnati	[W 30-16]	Boomer Esiason	53-30-409	0	3
12-13-87	at San Diego	[W 20-16]	Dan Fouts	52-29-334	1	1
09-11-88	at Washington	[L 30-29]	Doug Williams	52-30-430	2	2
11-06-88	at Cincinnati	[L 42-7]	Boomer Esiason	23-16-318	3	1
09-17-89	at Cincinnati	[L 41-10]	Boomer Esiason	27-16-328	2	0
10-29-89	Kansas City	[W 23-17]	Steve DeBerg	36-24-338	1	2
12-31-89*	at Houston (ot)	[W 26-23]	Warren Moon	48-29-315	2	0
09-08-91	at Buffalo	[L 52-34]	Jim Kelly	43-31-363	6	2
11-10-91	at Cincinnati (ot)	[W 33-27]	Boomer Esiason	43-32-361	1	1
11-17-91	Washington	[L 41-14]	Mark Rypien	28-21-325	2	0
11-24-91	Houston	[W 26-14]	Warren Moon	48-24-324	2	5
12-22-91	Cleveland	[W 17-10]	Bernie Kosar	49-28-335	1	3
09-06-92	at Houston	[W 29-24]	Warren Moon	45-29-330	2	5
11-15-92	Detroit	[W 17-14]	Erik Kramer	37-20-304	1	1
12-13-93	at Miami	[W 21-20]	Steve DeBerg	44-27-344	1	2
11-20-94	Miami	[L 16-14]	Dan Marino	45-31-312	1	2
12-16-95	New England	[L 41-27]	Drew Bledsoe	60-39-336	3	1
12-24-95	at Green Bay	[W 24-19]	Brett Favre	32-23-301	2	0
09-22-97	at Jacksonville	[L 30-21]	Mark Brunell	42-24-306	1	0
12-02-99	at Jacksonville	[L 20-6]	Mark Brunell	37-25-308	1	0
12-10-00	at NY Giants	[L 30-10]	Kerry Collins	35-24-333	2	1

*AFC Playoff game **AFC Championship game • Team record

STEELERS 100/300-Yard Performances

300-YARD PASSING GAMES BY STEELERS OPPONENTS (Continued)

Date	Opponent	Score	Player	No.-Comp.-Yards	TDs	Int.
11-25-01	at Tennessee	[W 34-24]	Steve McNair	37-23-334	2	2
12-30-01	at Cincinnati	[L 26-23]	John Kitna	68-35-411	2	1
09-15-02	Oakland	[L 30-17]	Rich Gannon	64-43-403	1	2
10-21-02	Indianapolis	[W 28-10]	Peyton Manning	48-32-304	1	3
10-26-03	St. Louis	[L 33-21]	Marc Bulger	37-22-375	1	0
11-09-03	Arizona	[W 28-15]	Jeff Blake	43-23-307	2	0
09-12-04	Oakland	[W 24-21]	Rich Gannon	37-20-305	2	2
09-25-05	New England	[L 23-20]	Tom Brady	41-31-372	0	1
11-12-06	New Orleans	[W 38-31]	Drew Brees	47-31-398	1	0
12-09-07	at New England	[L 34-13]	Tom Brady	46-32-399	4	0
01-11-09*	San Diego	[W 35-24]	Philip Rivers	35-21-377	3	1
02-01-09***	vs. Arizona	[W 27-23]	Kurt Warner	43-31-377	3	1
10-25-09	Minnesota	[W 27-17]	Brett Favre	50-33-334	0	1
12-06-09	Oakland	[L 27-24]	Bruce Gradkowski	33-20-308	3	0
12-20-09	Green Bay	[W 37-36]	Aaron Rodgers	48-26-383	3	0
10-31-10	at New Orleans	[L 20-10]	Drew Brees	44-34-305	2	1
11-14-10	New England	[L 39-26]	Tom Brady	43-30-350	3	0
02-06-11***	vs. Green Bay	[L 31-25]	Aaron Rodgers	39-24-304	3	0
11-06-11	Baltimore	[L 23-20]	Joe Flacco	47-28-300	1	0
01-09-12*	at Denver [ot]	[L 29-23]	Tim Tebow	21-10-316	2	0
12-16-12	at Dallas [ot]	[L 27-24]	Tony Romo	42-30-341	2	0
11-03-13	at New England	[L 55-31]	Tom Brady	33-23-432	4	0
11-17-13	Detroit	[L 37-27]	Matthew Stafford	46-19-362	2	1
09-28-14	Tampa Bay	[L 27-24]	Mike Glennon	42-21-302	2	1
10-26-14	Indianapolis	[W 51-34]	Andrew Luck	45-26-400	3	2
11-02-14	Baltimore	[W 43-23]	Joe Flacco	45-30-303	2	1
12-07-14	at Cincinnati	[W 42-21]	Andy Dalton	29-21-302	2	0
12-14-14	at Atlanta	[W 27-20]	Matt Ryan	37-26-310	2	1
12-21-14	Kansas City	[W 20-12]	Alex Smith	45-31-311	0	0

Since 1970 NFL Merger

Total Games with 300-Yards Passing: 77 Wins: 41 Losses: 36
 Total Home Games with 300-Yards Passing: 35 Wins: 22 Losses: 13
 Total Away Games with 300-Yards Passing: 40 Wins: 16 Losses: 24
 Total Neutral Games with 300-Yards Passing: 2 Wins: 1 Losses: 1

100-YARD RUSHING GAMES BY STEELERS

Before 1970 NFL Merger

Date	Opponent	Score	Player	No./Yards	TDs
11-20-38	at Philadelphia	[L 14-7]	Whizzer White	11-133	1
09-13-42	vs. Philadelphia	[L 24-14]	Bill Dudley	13-107	1
11-01-42	at N.Y. Giants	[W 17-9]	Bill Dudley	24-135	1
11-22-42	vs. Chicago Cardinals	[W 19-3]	Dick Riffe	14-104	1
10-13-46	vs. Boston	[W 16-7]	Bill Dudley	16-112	0
10-20-46	at Green Bay	[L 17-7]	Bill Dudley	17-133	1
09-26-48	at Washington	[L 17-14]	Johnny Clement	19-127	1
12-05-48	vs. N.Y. Giants	[W 38-28]	George Papach	17-148	0
10-23-49	vs. N.Y. Bulldogs	[W 24-13]	Jerry Nuzum	16-117	2
10-23-49	vs. N.Y. Bulldogs	[W 24-13]	George Papach	15-113	0
11-20-49	at Green Bay	[W 30-7]	Jerry Nuzum	20-168	1
10-07-50	vs. Cleveland	[L 30-17]	Joe Geri	23-145	0
11-05-50	at Philadelphia	[W 9-7]	Joe Geri	25-113	0
11-23-50	at Chicago Cardinals	[W 28-17]	Joe Geri	24-105	2
10-24-53	vs. Green Bay	[W 31-14]	Fran Rogel	19-168	0
11-28-54	vs. Chicago Cardinals	[W 20-17]	Fran Rogel	22-102	0
11-18-56	vs. Chicago Cardinals	[W 14-7]	Lou Balducci	16-110	0
11-18-56	vs. Chicago Cardinals	[W 14-7]	Fran Rogel	18-112	1
11-30-58	vs. Chicago Bears	[W 24-10]	Tom Tracy	17-156	2
12-13-58	vs. Chicago Cardinals	[W 38-21]	Tank Younger	13-106	0
11-29-59	vs. Philadelphia	[W 31-0]	Tom Tracy	23-122	0
12-06-59	at Chicago Bears	[L 27-21]	Tom Tracy	14-109	1
11-27-60	vs. Washington	[W 22-10]	John Henry Johnson	18-109	0
12-11-60	vs. Philadelphia	[W 27-21]	John Henry Johnson	19-182	1
10-29-61	vs. San Francisco	[W 20-10]	John Henry Johnson	15-103	0
11-05-61	at Cleveland	[W 17-13]	John Henry Johnson	22-105	0
09-30-62	vs. N.Y. Giants	[L 31-27]	John Henry Johnson	20-113	1
10-06-62	vs. Philadelphia	[W 13-7]	John Henry Johnson	22-128	0
10-14-62	at N.Y. Giants	[W 20-17]	John Henry Johnson	22-123	0
11-11-62	at St. Louis	[W 26-17]	John Henry Johnson	25-138	1
09-22-63	vs. N.Y. Giants	[W 31-0]	John Henry Johnson	24-123	1
11-10-63	vs. Cleveland	[W 9-7]	John Henry Johnson	27-131	0

*AFC Playoff game **Super Bowl

STEELERS 100/300-Yard Performances

100-YARD RUSHING GAMES BY STEELERS (Continued)

Date	Opponent	Score	Player	No./Yards	TDs
11-17-63	at Washington	[W 34-28]	John Henry Johnson	34-105	2
12-08-63	at Dallas	[W 24-19]	Theron Sapp	20-119	1
12-15-63	at N.Y. Giants	[L 33-17]	John Henry Johnson	14-104	0
10-10-64	at Cleveland	[W 23-7]	John Henry Johnson	30-200	3
10-25-64	vs. Philadelphia	[L 34-10]	Clarence Peaks	11-101	1
11-01-64	vs. Cleveland	[L 30-17]	John Henry Johnson	16-100	1
11-22-64	at N.Y. Giants	[W 44-17]	John Henry Johnson	23-106	2
10-09-65	at Cleveland	[L 24-19]	Dick Hoak	15-107	2
09-17-67	vs. Chicago	[W 41-13]	Willie Asburg	12-107	2
10-29-67	at New Orleans	[W 14-10]	Don Shy	10-108	1
10-13-68	at Washington	[L 16-13]	Dick Hoak	12-115	0
10-20-68	vs. New Orleans	[L 16-12]	Dick Hoak	16-166	1
11-17-68	vs. Cleveland	[L 45-24]	Earl Gros	13-109	0
12-08-68	at Dallas	[L 28-7]	Dick Hoak	17-114	0

Since 1970 NFL Merger

Date	Opponent	Score	Player	No./Yards	TDs
11-22-70	at Cincinnati	[L 34-7]	John Fuqua	17-119	1
12-20-70	at Philadelphia	[L 30-20]	John Fuqua	20-218	2
09-19-71	at Chicago	[L 17-15]	John Fuqua	17-114	0
10-24-71	vs. Houston	[W 23-16]	John Fuqua	16-113	1
11-07-71	vs. Cleveland	[W 26-9]	John Fuqua	30-131	0
10-15-72	vs. Houston	[W 24-7]	Franco Harris	19-115	1
10-22-72	vs. New England	[W 33-3]	John Fuqua	17-111	0
10-29-72	at Buffalo	[W 38-21]	Franco Harris	15-138	2
11-05-72	vs. Cincinnati	[W 40-17]	Franco Harris	15-101	1
11-12-72	vs. Kansas City	[W 16-7]	Franco Harris	17-134	1
11-19-72	at Cleveland	[L 26-24]	Franco Harris	12-136	1
11-26-72	vs. Minnesota	[W 23-10]	Franco Harris	17-128	1
12-03-72	vs. Cleveland	[W 30-0]	Franco Harris	20-102	2
09-16-73	vs. Detroit	[W 24-10]	John Fuqua	26-100	0
10-21-73	vs. N.Y. Jets	[W 26-14]	Franco Harris	25-102	1
12-03-73	at Miami	[L 30-26]	Franco Harris	15-105	1
10-06-74	at Houston	[W 13-7]	Preston Pearson	15-117	1
10-28-74	vs. Atlanta	[W 24-17]	Franco Harris	28-141	1
11-17-74	at Cleveland	[W 26-16]	Franco Harris	23-156	0
11-25-74	at New Orleans	[W 28-7]	Franco Harris	19-114	0
12-08-74	at New England	[W 21-17]	Franco Harris	29-136	1
12-29-74**	at Oakland	[W 24-13]	Franco Harris	29-111	2
01-12-75***	at Minnesota	[W 16-6]	Franco Harris	34-158	0
10-26-75	at Green Bay	[W 16-13]	Rocky Bleier	35-163	0
11-02-75	at Cincinnati	[W 30-24]	Franco Harris	27-157	0
11-16-75	vs. Kansas City	[W 28-3]	Franco Harris	17-119	0
11-24-75	at Houston	[W 32-9]	Franco Harris	21-149	2
12-07-75	vs. Cleveland	[W 31-17]	Franco Harris	25-103	2
12-13-75	vs. Cincinnati	[W 35-14]	Franco Harris	20-118	2
12-20-75	at L.A. Rams	[L 10-3]	Franco Harris	21-126	0
12-27-75*	vs. Baltimore	[W 28-10]	Franco Harris	27-153	1
09-19-76	vs. Cleveland	[W 31-14]	Franco Harris	25-118	1
10-17-76	vs. Cincinnati	[W 23-6]	Franco Harris	41-143	2
10-24-76	at N.Y. Giants	[W 27-0]	Franco Harris	27-106	2
10-31-76	vs. San Diego	[W 23-0]	Reggie Harrison	13-108	0
11-07-76	at Kansas City	[W 45-0]	Franco Harris	23-117	2
11-07-76	at Kansas City	[W 45-0]	Rocky Bleier	15-102	0
11-14-76	vs. Miami	[W 14-3]	Franco Harris	22-110	1
11-14-76	vs. Miami	[W 14-3]	Rocky Bleier	20-110	0
12-05-76	vs. Tampa Bay	[W 42-0]	Rocky Bleier	29-118	3
12-11-76	at Houston	[W 21-0]	Franco Harris	23-104	1
12-11-76	at Houston	[W 21-0]	Rocky Bleier	22-107	0
12-19-76*	at Baltimore	[W 40-14]	Franco Harris	18-132	0
09-19-77	vs. San Francisco	[W 27-0]	Franco Harris	27-100	2
11-20-77	vs. Dallas	[W 28-13]	Franco Harris	29-179	2
12-04-77	vs. Seattle	[W 30-20]	Franco Harris	23-103	0
10-08-78	vs. Atlanta	[W 31-7]	Franco Harris	20-104	0
12-03-78	at Houston	[W 13-3]	Franco Harris	27-102	0
12-30-78*	vs. Denver	[W 33-10]	Franco Harris	24-105	2
09-23-79	vs. Baltimore	[W 17-13]	Sidney Thornton	13-129	0
10-07-79	at Cleveland	[W 51-35]	Franco Harris	19-153	2
10-22-79	vs. Denver	[W 42-7]	Franco Harris	17-121	2
10-28-79	vs. Dallas	[W 14-3]	Franco Harris	18-102	2
11-25-79	vs. Cleveland	[W 33-30]	Franco Harris	32-151	2
12-16-79	vs. Buffalo	[W 28-0]	Franco Harris	21-100	2

*AFC Playoff game **AFC Championship game ***Super Bowl

STEELERS 100/300-Yard Performances

100-YARD RUSHING GAMES BY STEELERS (Continued)

Date	Opponent	Score	Player	No./Yards	TDs
10-05-80	at Minnesota	[W 23-17]	Franco Harris	22-102	1
11-30-80	vs. Miami	[W 23-10]	Franco Harris	28-116	1
09-20-81	vs. N.Y. Jets	[W 38-10]	Russell Davis	13-100	1
11-01-81	vs. San Francisco	[L 17-14]	Franco Harris	17-104	0
11-29-81	vs. L.A. Rams	[W 24-0]	Franco Harris	18-114	1
09-13-82	at Dallas	[W 36-28]	Franco Harris	24-103	0
12-26-82	vs. New England	[W 37-14]	Franco Harris	23-101	0
01-02-83	vs. Cleveland	[W 37-21]	Franco Harris	23-120	1
09-11-83	at Green Bay	[W 25-21]	Franco Harris	22-118	1
09-18-83	at Houston	[W 40-28]	Franco Harris	26-115	1
09-25-83	vs. New England	[L 28-23]	Franco Harris	25-106	0
10-23-83	at Seattle	[W 27-21]	Franco Harris	31-132	1
12-10-83	at N.Y. Jets	[W 34-7]	Franco Harris	26-103	0
10-14-84	at San Francisco	[W 20-17]	Frank Pollard	24-105	0
10-28-84	vs. Atlanta	[W 35-10]	Frank Pollard	14-111	1
11-25-84	vs. San Diego	[W 52-24]	Walter Abercrombie	19-109	0
12-16-84	at L.A. Raiders	[W 13-7]	Walter Abercrombie	28-111	0
11-17-85	at Houston	[W 30-7]	Frank Pollard	23-123	1
11-17-85	at Houston	[W 30-7]	Walter Abercrombie	23-107	1
10-26-86	vs. Cincinnati	[W 30-9]	Earnest Jackson	21-132	1
10-26-86	vs. Cincinnati	[W 30-9]	Walter Abercrombie	22-109	0
12-07-86	vs. Detroit	[W 27-17]	Earnest Jackson	28-147	1
12-13-86	at N.Y. Jets	[W 45-24]	Earnest Jackson	23-101	0
09-13-87	vs. San Francisco	[W 30-17]	Earnest Jackson	25-103	0
10-04-87	at Atlanta	[W 28-12]	Earnest Jackson	29-104	1
10-18-87	vs. Indianapolis	[W 21-7]	Earnest Jackson	24-134	0
11-08-87	at Kansas City	[W 17-16]	Earnest Jackson	23-125	0
12-06-87	vs. Seattle	[W 13-9]	Frank Pollard	22-106	1
10-23-88	vs. Denver	[W 39-21]	Rodney Carter	11-105	1
11-13-88	vs. Philadelphia	[L 27-26]	Merrill Hoge	21-102	0
12-18-88	vs. Miami	[W 40-24]	Warren Williams	16-117	0
12-03-89	vs. Houston	[L 23-16]	Tim Worley	18-103	0
12-17-89	vs. New England	[W 28-10]	Tim Worley	19-104	1
12-31-89*	at Houston	[W 26-23]	Merrill Hoge	17-100	1
01-07-90*	at Denver	[L 24-23]	Merrill Hoge	16-120	1
12-09-90	vs. New England	[W 24-3]	Merrill Hoge	19-117	2
12-23-90	vs. Cleveland	[W 35-0]	Barry Foster	16-100	0
09-08-91	at Buffalo	[L 52-34]	Barry Foster	9-121	1
09-06-92	at Houston	[W 29-24]	Barry Foster	26-107	1
09-13-92	vs. N.Y. Jets	[W 27-10]	Barry Foster	33-190	2
09-27-92	at Green Bay	[L 17-3]	Barry Foster	12-117	0
10-19-92	vs. Cincinnati	[W 20-0]	Barry Foster	24-108	0
10-25-92	at Kansas City	[W 27-3]	Barry Foster	24-105	1
11-01-92	vs. Houston	[W 21-20]	Barry Foster	31-118	1
11-15-92	vs. Detroit	[W 17-14]	Barry Foster	25-106	0
11-22-92	vs. Indianapolis	[W 30-14]	Barry Foster	28-168	2
11-29-92	at Cincinnati	[W 21-9]	Barry Foster	25-102	2
12-06-92	vs. Seattle	[W 20-14]	Barry Foster	33-125	1
12-20-92	vs. Minnesota	[L 6-3]	Barry Foster	24-118	0
12-27-92	vs. Cleveland	[W 23-13]	Barry Foster	26-103	1
01-09-93*	vs. Buffalo	[L 24-3]	Barry Foster	20-104	0
09-19-93	vs. Cincinnati	[W 34-7]	Barry Foster	23-103	0
10-10-93	vs. San Diego	[W 16-3]	Barry Foster	23-110	0
10-17-93	vs. New Orleans	[W 37-14]	Lerog Thompson	16-101	0
11-07-93	at Cincinnati	[W 24-16]	Barry Foster	25-120	1
11-15-93	vs. Buffalo	[W 23-0]	Lerog Thompson	30-108	1
09-18-94	vs. Indianapolis	[W 31-21]	Barry Foster	31-179	1
10-03-94	vs. Houston	[W 30-14]	Barry Foster	21-115	1
10-23-94	at N.Y. Giants	[W 10-6]	Bam Morris	29-146	1
12-04-94	at Cincinnati	[W 38-15]	Bam Morris	24-108	2
12-18-94	vs. Cleveland	[W 17-7]	Barry Foster	32-106	1
01-07-95*	vs. Cleveland	[W 29-9]	Barry Foster	24-133	0
11-13-95	vs. Cleveland	[W 20-3]	Eric Pegrum	26-112	0
11-19-95	at Cincinnati	[W 49-31]	Bam Morris	16-101	3
12-03-95	vs. Houston	[W 21-7]	Bam Morris	18-102	1
12-10-95	at Oakland	[W 29-10]	Eric Pegrum	26-122	0
01-06-96*	vs. Buffalo	[W 40-21]	Bam Morris	25-106	2
09-08-96	vs. Baltimore	[W 31-17]	Jerome Bettis	21-116	1
09-16-96	vs. Buffalo	[W 24-6]	Jerome Bettis	20-133	2
09-29-96	vs. Houston	[W 30-16]	Jerome Bettis	29-115	0

*AFC Playoff game

STEELERS 100/300-Yard Performances

100-YARD RUSHING GAMES BY STEELERS (Continued)

Date	Opponent	Score	Player	No./Yards	Tds
10-07-96	at Kansas City	[W 17-7]	Jerome Bettis	27-103	1
10-13-96	vs. Cincinnati	[W 20-10]	Jerome Bettis	28-109	0
10-27-96	at Atlanta	[W 20-17]	Jerome Bettis	26-126	1
11-03-96	vs. St. Louis	[W 42-6]	Jerome Bettis	19-129	2
11-10-96	at Cincinnati	[L 34-24]	Jerome Bettis	21-111	2
11-25-96	at Miami	[W 24-17]	Jerome Bettis	27-119	0
12-01-96	at Baltimore	[L 31-17]	Jerome Bettis	24-105	0
12-15-96	vs. San Francisco	[L 25-15]	Eric Pegrum	20-103	0
12-22-96	at Carolina	[L 18-14]	Kordell Stewart	7-102	1
12-29-96*	vs. Indianapolis	[W 42-14]	Jerome Bettis	25-102	2
09-07-97	vs. Washington	[W 14-13]	Jerome Bettis	27-134	1
09-22-97	at Jacksonville	[L 30-21]	Jerome Bettis	21-114	0
10-05-97	at Baltimore	[W 42-34]	Jerome Bettis	28-137	0
10-12-97	vs. Indianapolis	[W 24-22]	Jerome Bettis	30-164	1
10-19-97	at Cincinnati	[W 26-10]	Jerome Bettis	34-135	1
11-03-97	at Kansas City	[L 13-10]	Jerome Bettis	17-103	0
11-09-97	vs. Baltimore	[W 37-0]	Jerome Bettis	24-114	1
11-16-97	vs. Cincinnati	[W 20-3]	Jerome Bettis	25-101	0
11-30-97	at Arizona	[W 26-20]	Jerome Bettis	36-142	3
12-07-97	vs. Denver	[W 35-24]	Jerome Bettis	24-125	0
01-11-98**	vs. Denver	[L 24-21]	Jerome Bettis	23-105	1
09-13-98	vs. Chicago	[W 17-12]	Jerome Bettis	21-131	1
09-27-98	vs. Seattle	[W 13-10]	Jerome Bettis	28-138	0
10-11-98	at Cincinnati	[L 25-20]	Kordell Stewart	7-103	0
10-26-98	at Kansas City	[W 20-13]	Jerome Bettis	33-119	0
11-09-98	vs. Green Bay	[W 27-20]	Jerome Bettis	34-100	0
12-20-98	vs. Cincinnati	[L 25-24]	Jerome Bettis	21-104	1
12-28-98	at Jacksonville	[L 21-3]	Jerome Bettis	26-139	0
10-17-99	at Cincinnati	[W 17-3]	Jerome Bettis	26-111	2
12-26-99	vs. Carolina	[W 30-20]	Jerome Bettis	33-137	1
09-17-00	at Cleveland	[L 23-20]	Jerome Bettis	24-133	1
10-08-00	at N.Y. Jets	[W 20-3]	Jerome Bettis	25-107	1
10-15-00	vs. Cincinnati	[W 15-0]	Jerome Bettis	29-101	0
10-22-00	vs. Cleveland	[W 22-0]	Jerome Bettis	33-105	1
11-12-00	vs. Philadelphia	[L 26-23]	Jerome Bettis	30-134	1
12-03-00	vs. Oakland	[W 21-20]	Jerome Bettis	24-128	0
12-16-00	vs. Washington	[W 24-3]	Jerome Bettis	25-104	0
09-30-01	at Buffalo	[W 20-3]	Jerome Bettis	22-114	0
10-07-01	vs. Cincinnati	[W 16-7]	Jerome Bettis	23-153	0
10-14-01	at Kansas City	[W 20-17]	Jerome Bettis	19-112	0
10-21-01	at Tampa Bay	[W 17-10]	Jerome Bettis	17-143	1
11-11-01	at Cleveland	[W 15-12]	Jerome Bettis	29-163	0
12-23-01	vs. Detroit	[W 47-14]	Chris Fuamatu-Ma'afala	26-126	0
10-13-02	at Cincinnati	[W 34-7]	Jerome Bettis	21-109	2
11-03-02	at Cleveland	[W 23-20]	Amos Zereoue	29-111	0
11-10-02	vs. Atlanta	[T 34-34]	Amos Zereoue	37-123	0
12-29-02	vs. Baltimore	[W 34-31]	Amos Zereoue	26-104	2
12-07-03	vs. Oakland	[W 27-7]	Jerome Bettis	27-106	1
12-21-03	vs. San Diego	[W 40-24]	Jerome Bettis	32-115	1
09-26-04	at Miami	[W 13-3]	Duce Staley	22-101	0
10-03-04	vs. Cincinnati	[W 28-17]	Duce Staley	25-123	0
10-10-04	vs. Cleveland	[W 34-23]	Duce Staley	21-117	1
10-31-04	vs. New England	[W 34-20]	Duce Staley	25-125	0
11-07-04	vs. Philadelphia	[W 27-3]	Jerome Bettis	33-149	0
11-14-04	at Cleveland	[W 24-10]	Jerome Bettis	29-103	2
11-21-04	at Cincinnati	[W 19-14]	Jerome Bettis	29-129	0
11-28-04	vs. Washington	[W 16-7]	Jerome Bettis	31-100	1
12-18-04	at N.Y. Giants	[W 33-30]	Jerome Bettis	36-140	1
12-26-04	vs. Baltimore	[W 20-7]	Jerome Bettis	27-117	0
01-02-05	at Buffalo	[W 29-24]	Willie Parker	19-102	0
01-15-05*	vs. N.Y. Jets	[W 20-17]	Jerome Bettis	27-101	1
09-11-05	vs. Tennessee	[W 34-7]	Willie Parker	22-161	1
09-18-05	at Houston	[W 27-7]	Willie Parker	25-111	1
10-23-05	at Cincinnati	[W 27-13]	Willie Parker	18-131	1
12-11-05	vs. Chicago	[W 21-9]	Jerome Bettis	17-101	2
12-24-05	at Cleveland	[W 41-0]	Willie Parker	17-130	1
01-01-06	vs. Detroit	[W 35-21]	Willie Parker	26-135	0
09-07-06	vs. Miami	[W 28-17]	Willie Parker	29-115	0
09-24-06	vs. Cincinnati	[L 28-20]	Willie Parker	31-133	2
10-15-06	vs. Kansas City	[W 45-7]	Willie Parker	21-109	2
11-12-06	vs. New Orleans	[W 38-31]	Willie Parker	22-213	2

*AFC Playoff game **AFC Championship game

STEELERS 100/300-Yard Performances

100-YARD RUSHING GAMES BY STEELERS (Continued)

Date	Opponent	Score	Player	No./Yards	TDs
12-07-06	vs. Cleveland	[W 27-7]	Willie Parker	32-223	1
12-17-06	at Carolina	[W 37-3]	Willie Parker	23-132	1
12-31-06	at Cincinnati	[W 23-17]	Willie Parker	37-134	2
09-09-07	at Cleveland	[W 34-7]	Willie Parker	27-109	0
09-16-07	vs. Buffalo	[W 26-3]	Willie Parker	23-126	1
09-23-07	vs. San Francisco	[W 37-16]	Willie Parker	24-133	0
10-07-07	vs. Seattle	[W 21-0]	Willie Parker	28-102	0
10-28-07	at Cincinnati	[W 24-13]	Willie Parker	22-126	1
11-11-07	vs. Cleveland	[W 31-28]	Willie Parker	25-105	0
12-09-07	at New England	[L 34-13]	Willie Parker	21-124	0
12-16-07	vs. Jacksonville	[L 29-22]	Willie Parker	14-100	0
12-20-07	at St. Louis	[W 41-24]	Najeh Davenport	24-123	1
09-07-08	vs. Houston	[W 38-17]	Willie Parker	25-138	3
09-14-08	at Cleveland	[W 10-6]	Willie Parker	28-105	0
10-19-08	at Cincinnati	[W 38-10]	Mewelde Moore	20-120	2
11-16-08	vs. San Diego	[W 11-10]	Willie Parker	25-115	0
12-28-08	vs. Cleveland	[W 31-0]	Willie Parker	23-116	1
01-11-09*	vs. San Diego	[W 35-24]	Willie Parker	27-146	2
10-04-09	vs. San Diego	[W 38-28]	Rashard Mendenhall	29-165	2
11-09-09	at Denver	[W 28-10]	Rashard Mendenhall	22-155	0
12-06-09	vs. Oakland	[L 27-24]	Rashard Mendenhall	20-103	1
09-12-10	vs. Atlanta	[W 15-9]	Rashard Mendenhall	22-120	1
09-26-10	at Tampa Bay	[W 38-13]	Rashard Mendenhall	19-143	1
11-28-10	at Buffalo	[W 19-16]	Rashard Mendenhall	36-151	1
01-23-11*	vs. NY Jets	[W 24-19]	Rashard Mendenhall	27-121	1
10-09-11	vs. Tennessee	[W 38-17]	Jonathan Dwyer	11-107	0
10-16-11	vs. Jacksonville	[W 17-13]	Rashard Mendenhall	23-146	1
12-24-11	vs. St. Louis	[W 27-0]	Rashard Mendenhall	18-116	1
01-08-12*	at Denver	[L 29-23]	Isaac Redman	17-121	0
10-21-12	at Cincinnati	[W 24-17]	Jonathan Dwyer	17-122	0
10-28-12	vs. Washington	[W 27-12]	Jonathan Dwyer	17-107	0
11-04-12	at NY Giants	[W 24-20]	Isaac Redman	26-147	1
12-22-13	at Green Bay	[W 38-31]	Le'Veon Bell	26-124	1
09-07-14	vs. Cleveland	[W 30-27]	Le'Veon Bell	21-109	1
09-21-14	at Carolina	[W 37-19]	Le'Veon Bell	21-147	0
			LeGarrette Blount	10-118	1
11-17-14	at Tennessee	[W 27-24]	Le'Veon Bell	33-204	1
12-07-14	at Cincinnati	[W 42-21]	Le'Veon Bell	26-185	2

Since 1970 NFL Merger

Total number of 100-yard rushers: 280

Total games: 222 Wins: 224 Losses: 47 Ties: 1

Total Home games: 157 Wins: 136 Losses: 20 Ties: 1

Total Away games: 114 Wins: 87 Losses: 27

Total Neutral games: 1 Wins: 1 Losses: 0

*AFC Playoff game • Team record

MEDIA INFORMATION

FOOTBALL STAFF

2015 PLAYERS

2014 IN REVIEW

STEELERS HISTORY

STEELERS 100/300-Yard Performances

100-YARD RUSHING GAMES BY STEELERS OPPONENT

Before 1970 NFL Merger

Date	Opponent	Score	Player	No./Yards	TDs
11-27-49	at Philadelphia	[L 34-17]	Steve Van Buren	27-205	0
12-18-60	at St. Louis	[L 38-7]	John David Crow	24-203	0
11-09-69	at Chicago	[L 38-7]	Gale Sayers	27-109	0
11-30-69	at St. Louis	[L 47-10]	Cleophus Edwards	13-128	0

Since 1970 NFL Merger

Date	Opponent	Score	Player	No./Yards	TDs
10-25-70	at Oakland	[L 31-14]	Hewitt Dixon	19-106	0
11-22-70	at Cincinnati	[L 34-7]	Paul Robinson	18-119	1
11-07-71	Cleveland	[W 26-9]	Leroy Kelly	22-102	1
10-08-72	at Dallas	[L 17-13]	Calvin Hill	23-108	1
10-29-72	at Buffalo	[W 38-21]	D.J. Simpson	22-189	1
11-19-72	at Cleveland	[L 26-24]	Leroy Kelly	21-107	0
10-14-73	at Cincinnati	[L 19-7]	Boobie Clark	28-112	1
09-22-74	at Denver [at]	[T 35-35]	Otis Armstrong	19-131	0
09-28-75	Buffalo	[L 30-21]	O.J. Simpson	23-227	1
10-19-75	Chicago	[W 34-3]	Mike Adamle	17-110	0
10-04-76	at Minnesota	[L 17-6]	Chuck Foreman	27-148	2
10-23-77	Houston	[W 27-10]	Ronnie Coleman	26-114	0
11-13-77	Cleveland	[W 35-31]	Greg Pruitt	19-108	0
11-27-77	at N.Y. Jets	[W 23-20]	Scott Dierking	23-107	0
11-12-78	at L.A. Rams	[L 10-7]	John Capeletti	20-106	0
12-10-79	at Houston	[L 20-17]	Earl Campbell	33-109	0
11-23-80	at Buffalo	[L 28-13]	Joe Cribbs	24-110	0
12-22-80	at San Diego	[L 26-17]	Chuck Muncie	26-114	1
12-07-81	at Oakland	[L 30-27]	Kenny King	11-102	0
12-12-82	at Buffalo	[L 13-0]	Joe Cribbs	30-143	0
01-09-83*	San Diego	[L 31-28]	Chuck Muncie	25-126	0
10-16-83	Cleveland	[W 44-17]	Boyce Green	28-137	2
10-30-83	Tampa Bay	[W 17-12]	James Wilder	42-126	0
11-24-83	at Detroit	[L 45-3]	Billy Sims	26-106	2
12-04-83	Cincinnati	[L 23-10]	Pete Johnson	38-126	2
01-01-84*	at L.A. Raiders	[L 38-10]	Marcus Allen	13-121	2
12-09-84	Cleveland	[W 23-20]	Earnest Byner	15-103	0
09-30-85	Cincinnati	[L 37-24]	James Brooks	18-133	2
10-13-85	at Dallas	[L 27-13]	Tony Dorsett	21-113	1
12-15-85	Buffalo	[W 30-24]	Greg Bell	19-123	1
12-21-85	at N.Y. Giants	[L 28-10]	Joe Morris	36-202	3
09-07-86	at Seattle	[L 30-0]	Curt Warner	21-114	0
11-09-86	at Buffalo	[L 16-12]	Robb Riddick	25-108	1
11-23-86	at Cleveland [ot]	[L 37-31]	Kevin Mack	24-106	1
12-13-86	at N.Y. Jets	[W 45-24]	Freeman McNeil	23-137	0
10-11-87	at L.A. Rams	[L 31-21]	Charles White	33-166	1
11-01-87	at Miami	[L 35-24]	Troy Stradford	19-110	1
11-15-87	Houston	[L 23-3]	Mike Rozier	29-112	0
11-06-88	at Cincinnati	[L 42-7]	Ickey Woods	10-110	3
12-11-88	at San Diego	[L 20-14]	Gary Anderson	26-170	0
09-17-89	at Cincinnati	[L 41-10]	James Brooks	20-113	0
10-08-89	Cincinnati	[L 26-16]	James Brooks	17-127	2
10-29-89	Kansas City	[W 23-17]	Christian Okoye	23-101	0
11-05-89	at Denver	[L 34-7]	Bobby Humphrey	25-105	2
12-03-89	Houston	[L 23-16]	Lorenzo White	23-115	1
11-18-90	at Cincinnati	[L 27-3]	James Brooks	20-105	0
09-08-91	at Buffalo	[L 52-34]	Thurman Thomas	15-107	0
11-03-91	at Denver	[L 20-13]	Greg Lewis	19-111	1
11-28-91	at Dallas	[L 20-10]	Emmitt Smith	32-109	1
09-06-92	at Houston	[W 29-24]	Lorenzo White	13-100	0
11-08-92	at Buffalo	[L 28-20]	Thurman Thomas	37-155	1
11-29-92	at Cincinnati	[W 21-9]	Harold Green	16-116	0
12-20-92	Minnesota	[L 6-3]	Terry Allen	33-172	0
01-09-93*	Buffalo	[L 24-3]	Kenneth Davis	10-104	0
12-19-93	Houston	[L 26-17]	Gary Brown	20-100	0
12-26-93	at Seattle	[L 16-6]	Jon Vaughn	26-131	0
09-04-94	Dallas	[W 26-9]	Emmitt Smith	31-179	1
09-25-94	at Seattle	[W 30-13]	Chris Warren	26-126	1
09-03-95	Detroit	[L 23-20]	Barry Sanders	21-108	0
09-24-95	Minnesota	[W 44-24]	Robert Smith	15-115	1
12-16-95	New England	[L 41-27]	Curtis Martin	20-120	0
12-10-96	at Baltimore	[L 31-17]	Bam Morris	28-100	0

*AFC Playoff game

STEELERS 100/300-Yard Performances
100-YARD RUSHING GAMES BY STEELERS OPPONENT (Continued)

Date	Opponent	Score	Player	No./Yards	TDs
01-11-98*	Denver	[L 24-21]	Terrell Davis	26-139	1
09-20-98	at Miami	[L 21-0]	Karim Abdul-Jabbar	33-108	1
11-01-98	Tennessee	[L 41-31]	Eddie George	34-153	1
09-18-99	at Baltimore	[W 23-20]	Ernst Rhett	35-101	1
11-07-99	at San Francisco	[W 27-6]	Charlie Garner	20-166	0
12-02-99	at Jacksonville	[L 20-6]	James Stewart	30-145	1
12-12-99	Baltimore	[L 31-24]	Priest Holmes	18-130	1
09-03-00	Baltimore	[L 16-0]	Priest Holmes	29-119	0
11-19-00	Jacksonville	[L 34-24]	Fred Taylor	30-234	3
11-26-00	Cincinnati	[W 48-28]	Corey Dillon	23-128	2
10-14-01	at Kansas City	[W 20-17]	Priest Holmes	20-150	2
09-29-02	Cleveland	[W 16-13]	Jamel White	16-105	1
10-06-02	at New Orleans	[L 32-29]	Deuce McAllister	23-123	2
11-10-02	Atlanta	[T 34-34]	Warrick Dunn	20-129	1
09-14-03	at Kansas City	[L 41-20]	Priest Holmes	26-122	3
10-05-03	Cleveland	[L 33-13]	William Green	33-115	0
12-14-03	at N.Y. Jets	[L 6-0]	Curtis Martin	30-174	0
12-28-03	at Baltimore	[L 13-10]	Jamal Lewis	27-114	1
10-03-04	Cincinnati	[W 28-17]	Rudi Johnson	24-123	1
11-28-05	at Indianapolis	[L 26-7]	Edgerrin James	29-124	1
11-18-07	at N.Y. Jets	[L 19-16]	Thomas Jones	30-117	0
12-16-07	Jacksonville	[L 29-22]	Fred Taylor	25-147	1
12-27-09	Baltimore	[W 23-20]	Ray Rice	30-141	0
09-11-11	at Baltimore	[L 35-7]	Ray Rice	19-107	1
10-02-11	at Houston	[L 17-10]	Arian Foster	30-155	1
12-24-11	St. Louis	[W 27-0]	Steven Jackson	24-103	0
09-23-12	at Oakland	[L 34-31]	Darren McFadden	18-113	1
11-12-12	Kansas City	[W 16-13]	Jamaal Charles	23-100	1
09-29-13*	at Minnesota	[L 34-27]	Adrian Peterson	23-140	2
10-27-13	at Oakland	[L 21-18]	Terrelle Pryor	9-106	1
11-03-13	at New England	[L 55-31]	Stevan Ridley	26-115	2
12-08-13	Miami	[L 34-28]	Daniel Thomas	16-105	1
09-07-14	Cleveland	[W 30-27]	Terrance West	16-100	0
10-20-14	Houston	[W 30-23]	Arian Foster	20-102	0
11-30-14	New Orleans	[L 35-32]	Mark Ingram	23-122	0
12-28-14	Cincinnati	[W 27-17]	Jeremy Hill	23-100	0

Since 1970 NFL Merger
Total Games with 100-Yards Rushing: 98 Wins: 29 Losses: 67 Ties: 2

Total Home Games with 100-Yards Rushing: 42 Wins: 21 Losses: 20 Ties: 1

Total Away Games with 100-Yards Rushing: 55 Wins: 8 Losses: 46 Ties: 1

Total Neutral Games with 100-Yards Rushing: 1 Wins: 0 Losses: 1 Ties: 0

*AFC Playoff game • Game at Wembley Stadium (London)

STEELERS 100/300-Yard Performances

100-YARD RECEIVING GAMES BY STEELERS

Before 1970 NFL Meeting

Date	Opponent	Score	Player	No./Yards	TDs
10-10-48	vs. Washington	[W 10-7]	Val Jansante	6-104	0
12-12-48	at L.A. Rams	[L 31-14]	Val Jansante	6-104	0
09-25-49	vs. NY Giants	[W 28-7]	Elbie Nickel	4-107	1
10-30-49	vs. Philadelphia	[L 38-7]	Val Jansante	8-110	1
12-04-49	at Chicago Bears	[L 30-21]	Elbie Nickel	7-192	1
10-01-51	vs. NY Giants	[T 13-13]	Lynn Chandnois	3-104	0
10-14-51	vs. San Francisco	[L 28-24]	Elbie Nickel	5-149	2
12-15-51	at Washington	[W 20-10]	Lynn Chandnois	6-102	1
12-16-51	at Washington	[W 20-10]	Henry Minarik	8-121	0
11-09-52	vs. Detroit	[L 31-6]	Lynn Chandnois	8-109	0
11-16-52	at Cleveland	[L 29-28]	Ray Mathews	5-126	2
11-16-52	at Cleveland	[L 29-28]	Elbie Nickel	9-120	1
11-30-52	vs. NY Giants	[W 63-7]	Dick Hensley	7-154	2
12-14-52	at L.A. Rams	[L 28-14]	Elbie Nickel	10-202	1
09-27-53	at Detroit	[L 38-21]	Elbie Nickel	6-107	2
10-11-53	vs. Chicago Cardinals	[W 31-28]	Lynn Chandnois	6-110	0
11-08-53	at Cleveland	[L 34-16]	Ray Mathews	4-113	1
10-17-54	vs. Cleveland	[W 55-27]	Ray Mathews	5-152	3
11-05-55	at Chicago Cardinals	[L 27-13]	Ray Mathews	6-156	1
11-13-55	vs. Detroit	[L 31-28]	Lynn Chandnois	8-108	0
11-27-55	vs. Washington	[L 23-14]	Sid Watson	7-128	1
10-28-56	at Cleveland	[W 24-16]	Lowell Perry	2-112	1
11-25-56	at Chicago Cardinals	[L 38-27]	Ray Mathews	7-119	1
11-03-57	at Baltimore	[W 19-13]	Ray Mathews	6-165	2
10-26-58	at NY Giants	[L 17-6]	Tank Younger	5-109	0
11-02-58	vs. Washington	[W 24-16]	Jimmy Orr	5-133	1
11-09-58	at Philadelphia	[W 31-24]	Ray Mathews	3-115	1
11-09-58	at Philadelphia	[W 31-24]	Tom Tracy	5-116	3
11-23-58	at Chicago Cardinals	[W 27-20]	Jimmy Orr	3-116	1
11-23-58	at Chicago Cardinals	[W 27-20]	Tom Tracy	5-125	0
11-30-58	vs. Chicago Bears	[W 24-10]	Jimmy Orr	5-163	1
12-07-58	at Washington	[T 14-14]	Jimmy Orr	4-123	1
12-13-58	vs. Chicago Cardinals	[W 38-21]	Tom Tracy	7-106	0
12-13-58	vs. Chicago Cardinals	[W 38-21]	Jack McClairn	9-139	0
12-13-58	vs. Chicago Cardinals	[W 38-21]	Jimmy Orr	6-205	3
10-04-59	vs. Washington	[L 23-17]	Pete Brewster	8-123	1
10-25-59	vs. NY Giants	[L 21-16]	Buddy Dial	4-146	1
12-06-59	at Chicago Bears	[L 27-21]	Buddy Dial	4-106	1
09-24-60	at Dallas	[W 35-28]	Preston Carpenter	5-116	2
10-02-60	at Cleveland	[L 28-20]	Preston Carpenter	3-100	0
10-23-60	at Washington	[T 27-27]	Buddy Dial	7-187	1
11-13-60	at NY Giants	[L 27-24]	Buddy Dial	4-121	1
09-17-61	at Dallas	[L 27-24]	Buddy Dial	5-137	1
10-22-61	vs. Cleveland	[L 30-28]	Buddy Dial	9-235	2
11-05-61	at Cleveland	[W 17-13]	Bob Schnelker	7-160	1
11-12-61	vs. Dallas	[W 37-7]	Buddy Dial	6-148	2
11-19-61	at NY Giants	[L 42-21]	Buddy Dial	7-117	2
12-17-61	at St. Louis	[L 20-0]	Red Mack	5-101	0
10-21-62	vs. Dallas	[L 42-27]	Buddy Dial	9-157	2
11-04-62	vs. Minnesota	[W 39-31]	Buddy Dial	6-103	0
12-02-62	vs. St. Louis	[W 19-7]	Buddy Dial	7-186	0
12-16-62	at Washington	[W 27-24]	Buddy Dial	2-101	1
09-15-63	at Philadelphia	[T 21-21]	Buddy Dial	7-116	0
10-05-63	at Cleveland	[L 35-23]	Red Mack	6-130	0
10-05-63	at Cleveland	[L 35-23]	Buddy Dial	7-144	2
10-13-63	at St. Louis	[L 24-23]	Red Mack	3-124	1
10-20-63	vs. Washington	[W 38-27]	Buddy Dial	6-155	1
10-27-63	vs. Dallas	[W 27-21]	Red Mack	3-129	1
10-27-63	vs. Dallas	[W 27-21]	Buddy Dial	7-162	3
11-10-63	vs. Cleveland	[W 9-7]	Buddy Dial	5-114	0
11-17-63	at Washington	[W 34-28]	Gary Ballman	8-161	1
12-01-63	vs. Philadelphia	[T 20-20]	Gary Ballman	7-128	2
12-08-63	at Dallas	[W 24-19]	Buddy Dial	2-103	1
12-15-63	at NY Giants	[L 33-17]	Gary Ballman	6-104	1
09-27-64	vs. Dallas	[W 23-17]	Gary Ballman	5-135	1
11-08-64	at St. Louis	[L 34-30]	Gary Ballman	6-125	2
11-22-64	at NY Giants	[W 44-17]	Gary Ballman	5-117	1
11-29-64	vs. St. Louis	[L 21-20]	Clendon Thomas	4-113	0

STEELERS 100/300-Yard Performances

100-YARD RECEIVING GAMES BY STEELERS (Continued)

Date	Opponent	Score	Player	No./Yards	TDs
10-31-65	vs. Dallas	[W 22-13]	Gary Ballman	3-120	2
11-14-65	at Dallas	[L 24-17]	Roy Jefferson	4-108	0
11-28-65	vs. Cleveland	[L 42-21]	Gary Ballman	3-118	1
12-12-65	vs. Philadelphia	[L 47-13]	Gary Ballman	9-163	1
09-11-66	vs. N.Y. Giants	[T 34-34]	Gary Ballman	5-114	1
09-25-66	vs. Washington	[L 33-27]	Gary Ballman	2-128	2
11-13-66	vs. St. Louis	[W 30-9]	Roy Jefferson	4-105	1
12-18-66	at Atlanta	[W 57-33]	Roy Jefferson	5-142	1
10-07-67	at Cleveland	[L 21-10]	Dick Compton	10-108	0
10-22-67	vs. Dallas	[L 24-21]	J.R. Wilburn	12-142	1
11-19-67	at N.Y. Giants	[L 28-20]	Roy Jefferson	5-129	1
12-03-67	at Detroit	[W 24-14]	J.R. Wilburn	6-135	1
12-10-67	vs. Washington	[L 15-10]	J.R. Wilburn	9-133	0
09-15-68	vs. N.Y. Giants	[L 34-20]	Roy Jefferson	5-113	0
11-03-68	at Atlanta	[W 41-21]	Roy Jefferson	11-199	4
11-24-68	vs. San Francisco	[L 45-28]	Roy Jefferson	8-132	2
12-15-68	at New Orleans	[L 24-14]	Roy Jefferson	6-139	1
09-28-69	at Philadelphia	[L 41-27]	Roy Jefferson	7-123	1
10-05-69	vs. St. Louis	[L 27-14]	Roy Jefferson	9-115	2
10-18-69	at Cleveland	[L 42-31]	Roy Jefferson	7-110	2
11-02-69	vs. Green Bay	[L 38-34]	Roy Jefferson	7-164	2
12-14-69	vs. N.Y. Giants	[L 21-17]	Roy Jefferson	5-112	2

Since 1970 NFL Merger

Date	Opponent	Score	Player	No./Yards	TDs
09-27-70	at Denver	[L 16-13]	Ron Shanklin	6-123	0
11-29-70	vs. Cleveland	[W 28-9]	John Fuqua	4-116	1
11-29-70	vs. Cleveland	[W 28-9]	Ron Shanklin	3-121	2
12-06-70	vs. Green Bay	[L 20-12]	Dave Smith	3-111	1
09-19-71	at Chicago	[L 17-15]	Ron Shanklin	6-113	0
09-26-71	vs. Cincinnati	[W 21-10]	Dave Smith	8-162	1
10-22-72	vs. New England	[W 33-3]	Ron Shanklin	5-111	1
11-19-72	at Cleveland	[L 26-24]	Ron Shanklin	5-108	0
12-03-72	vs. Cleveland	[W 30-0]	John McMakin	3-113	1
10-28-73	vs. Cincinnati	[W 20-13]	Ron Shanklin	3-104	1
12-14-74	vs. Cincinnati	[W 27-3]	John Stallworth	6-105	1
09-28-75	vs. Buffalo	[L 30-21]	John Stallworth	3-103	0
10-05-75	at Cleveland	[W 42-6]	Lynn Swann	5-126	1
10-05-75	at Cleveland	[W 42-6]	John Stallworth	4-109	1
11-02-75	at Cincinnati	[W 30-24]	Lynn Swann	6-116	2
01-18-76**	vs. Dallas	[W 21-17]	Lynn Swann	4-161	1
12-19-76*	at Baltimore	[W 40-14]	Frank Lewis	2-103	1
10-09-77	at Houston	[L 27-10]	Lynn Swann	6-102	0
11-13-77	vs. Cleveland	[W 35-31]	John Stallworth	6-126	2
11-13-77	vs. Cleveland	[W 35-31]	Lynn Swann	5-129	1
09-17-78	at Cincinnati	[W 28-3]	Bennie Cunningham	4-107	1
10-01-78	at N.Y. Jets	[W 28-17]	Lynn Swann	7-100	2
10-08-78	vs. Atlanta	[W 31-7]	John Stallworth	6-114	1
10-23-78	vs. Houston	[L 24-17]	Randy Grossman	9-116	0
11-27-78	at San Francisco	[W 24-7]	Lynn Swann	8-134	2
12-30-78*	vs. Denver	[W 33-10]	John Stallworth	10-156	1
01-21-79**	at Dallas	[W 35-31]	John Stallworth	3-115	2
01-21-79**	at Dallas	[W 35-31]	Lynn Swann	7-124	1
09-30-79	at Philadelphia	[L 17-14]	John Stallworth	5-102	1
10-14-79	at Cincinnati	[L 34-10]	John Stallworth	6-126	1
11-04-79	vs. Washington	[W 38-7]	Lynn Swann	5-106	0
11-04-79	vs. Washington	[W 38-7]	John Stallworth	6-126	2
12-02-79	vs. Cincinnati	[W 37-17]	Lynn Swann	5-192	2
01-20-80**	vs. L.A. Rams	[W 31-19]	John Stallworth	3-121	1
09-07-80	vs. Houston	[W 31-17]	John Stallworth	5-125	1
09-28-80	vs. Chicago	[W 38-3]	Jim Smith	6-131	3
10-05-80	at Minnesota	[W 23-17]	Lynn Swann	6-107	0
10-20-80	vs. Oakland	[L 45-34]	Jim Smith	6-102	2
10-20-80	vs. Oakland	[L 45-34]	Theo Bell	5-114	1
10-26-80	at Cleveland	[L 27-26]	Theo Bell	4-125	0
11-16-80	vs. Cleveland	[W 16-13]	Lynn Swann	9-138	1
11-30-80	vs. Miami	[W 23-10]	Theo Bell	4-173	0
12-22-80	at San Diego	[L 26-17]	Theo Bell	5-127	0
09-06-81	vs. Kansas City	[L 37-33]	John Stallworth	6-107	0
09-20-81	vs. N.Y. Jets	[W 38-10]	John Stallworth	8-134	0
10-04-81	at New Orleans	[W 20-6]	John Stallworth	7-158	1

*AFC Playoff game **Super Bowl

STEELERS 100/300-Yard Performances

100-YARD RECEIVING GAMES BY STEELERS (Continued)

Date	Opponent	Score	Player	No./Yards	TDs
10-26-81	vs. Houston	[W 26-13]	Jim Smith	5-100	1
11-15-81	at Atlanta	[W 34-20]	John Stallworth	6-127	2
09-13-82	at Dallas	[W 36-28]	John Stallworth	7-137	1
12-05-82	vs. Kansas City	[W 35-14]	John Stallworth	4-107	2
01-02-83	vs. Cleveland	[W 37-21]	Lynn Swann	5-114	0
01-09-83*	vs. San Diego	[L 31-28]	John Stallworth	8-116	1
11-13-83	at Baltimore	[W 24-13]	Calvin Sweeney	6-104	1
09-02-84	vs. Kansas City	[L 37-27]	John Stallworth	8-167	1
09-02-84	vs. Kansas City	[L 37-27]	Louis Lipps	6-183	2
09-16-84	vs. L.A. Rams	[W 24-14]	John Stallworth	6-100	0
10-01-84	vs. Cincinnati	[W 38-17]	John Stallworth	6-119	0
10-21-84	at Indianapolis	[L 17-16]	John Stallworth	5-101	0
11-04-84	vs. Houston	[W 35-7]	John Stallworth	4-109	3
11-25-84	vs. San Diego	[W 52-24]	John Stallworth	7-116	3
11-25-84	vs. San Diego	[W 52-24]	Louis Lipps	7-118	1
12-02-84	at Houston	[L 23-20]	John Stallworth	6-113	0
01-06-85**	at Miami	[L 45-28]	John Stallworth	4-111	2
09-08-85	vs. Indianapolis	[W 45-3]	Louis Lipps	9-154	3
09-30-85	vs. Cincinnati	[L 37-24]	John Stallworth	11-151	1
09-30-85	vs. Cincinnati	[L 37-24]	Louis Lipps	5-100	1
11-10-85	at Kansas City	[W 36-28]	John Stallworth	7-126	1
11-24-85	vs. Washington	[L 30-23]	Louis Lipps	5-121	1
12-01-85	vs. Denver	[L 31-23]	Calvin Sweeney	8-119	0
12-15-85	vs. Buffalo	[W 30-24]	Louis Lipps	4-116	1
12-07-86	vs. Detroit	[W 27-17]	Louis Lipps	8-150	2
10-04-87	at Atlanta	[W 28-12]	Joey Clinkscales	6-150	1
10-25-87	vs. Cincinnati	[W 23-20]	John Stallworth	7-100	1
09-25-88	at Buffalo	[L 36-28]	Weegie Thompson	4-118	1
10-16-88	vs. Houston	[L 34-14]	Louis Lipps	8-109	0
11-13-88	vs. Philadelphia	[L 27-26]	Louis Lipps	6-171	1
12-04-88	at Houston	[W 37-34]	Louis Lipps	4-166	2
09-17-89	at Cincinnati	[L 41-10]	Louis Lipps	5-122	0
10-01-89	at Detroit	[W 23-3]	Louis Lipps	7-126	1
10-29-89	vs. Kansas City	[W 23-17]	Louis Lipps	7-130	2
11-12-89	vs. Chicago	[L 20-0]	Louis Lipps	4-112	0
12-24-89	at Tampa Bay	[W 31-22]	Louis Lipps	4-137	2
10-14-90	at Denver	[W 34-17]	Louis Lipps	9-141	1
12-30-90	at Houston	[L 34-14]	Eric Green	7-105	0
09-01-91	vs. San Diego	[W 26-20]	Dwight Stone	4-124	1
09-22-91	at Philadelphia	[L 23-14]	Eric Green	8-158	1
09-13-92	vs. N.Y. Jets	[W 27-10]	Jeff Graham	6-146	0
09-27-92	at Green Bay	[L 17-3]	Dwight Stone	5-101	0
10-19-92	vs. Cincinnati	[W 20-0]	Jeff Graham	7-115	0
10-24-93	at Cleveland	[L 28-23]	Eric Green	6-108	0
11-28-93	at Houston	[L 23-3]	Jeff Graham	8-102	0
12-19-93	vs. Houston	[L 26-17]	Jeff Graham	7-192	0
12-26-93	at Seattle	[L 16-6]	Eric Green	7-119	0
12-26-93	at Seattle	[L 16-6]	Dwight Stone	4-100	0
12-24-94	at San Diego	[L 37-34]	Charles Johnson	4-165	2
01-07-95*	vs. Cleveland	[W 29-9]	Ernie Mills	5-117	0
01-15-95**	vs. San Diego	[L 17-13]	Ernie Mills	8-106	0
09-24-95	vs. Minnesota	[L 44-24]	Yancey Thigpen	10-141	1
10-08-95	at Jacksonville	[L 20-16]	Yancey Thigpen	6-160	0
11-05-95	at Chicago	[W 37-34]	Yancey Thigpen	10-108	0
11-26-95	at Cleveland	[W 20-17]	Yancey Thigpen	5-105	0
10-07-96	at Kansas City	[W 17-7]	Charles Johnson	6-125	0
10-20-96	at Houston	[L 23-13]	Charles Johnson	5-155	1
10-27-96	at Atlanta	[W 20-17]	Charles Johnson	8-110	0
12-01-96	at Baltimore	[L 31-17]	Charles Johnson	8-117	0
12-29-96*	vs. Indianapolis	[W 42-14]	Charles Johnson	5-109	0
10-05-97	at Baltimore	[W 42-34]	Yancey Thigpen	7-162	0
10-19-97	at Cincinnati	[W 26-10]	Yancey Thigpen	6-120	1
10-26-97	vs. Jacksonville	[W 23-17]	Yancey Thigpen	11-196	0
11-09-97	vs. Baltimore	[W 37-0]	Yancey Thigpen	6-130	1
11-16-97	vs. Cincinnati	[W 20-3]	Yancey Thigpen	5-101	1
11-23-97	at Philadelphia	[L 23-20]	Charles Johnson	7-106	0
12-07-97	vs. Denver	[W 35-24]	Yancey Thigpen	6-175	3
11-01-98	vs. Tennessee	[L 41-31]	Courtney Hawkins	14-147	1
11-01-98	vs. Tennessee	[L 41-31]	Charles Johnson	9-115	3
01-02-00	vs. Tennessee	[L 47-36]	Bobby Shaw	7-131	1

*AFC Playoff game **AFC Championship game

STEELERS 100/300-Yard Performances

100-YARD RECEIVING GAMES BY STEELERS (Continued)

Date	Opponent	Score	Player	No./Yards	TDs
10-29-01	vs. Tennessee	[W 34-7]	Plaxico Burress	6-151	0
11-18-01	vs. Jacksonville	[W 20-7]	Hines Ward	9-112	1
11-25-01	at Tennessee	[W 34-24]	Plaxico Burress	8-114	1
12-09-01	vs. N.Y. Jets	[W 18-7]	Hines Ward	10-124	0
12-16-01	at Baltimore	[W 26-21]	Plaxico Burress	8-164	1
12-16-01	at Baltimore	[W 26-21]	Bobby Shaw	2-100	1
12-30-01	at Cincinnati	[L 26-23]	Plaxico Burress	6-102	2
09-29-02	vs. Cleveland	[W 16-13]	Hines Ward	9-104	0
10-13-02	at Cincinnati	[W 34-7]	Plaxico Burress	8-149	0
11-10-02	vs. Atlanta	[T 34-34]	Plaxico Burress	9-253	2
11-10-02	vs. Atlanta	[T 34-34]	Hines Ward	11-139	1
11-17-02	at Tennessee	[L 31-23]	Hines Ward	10-168	2
11-24-02	vs. Cincinnati	[W 29-21]	Hines Ward	5-125	1
12-15-02	vs. Carolina	[W 30-14]	Plaxico Burress	6-120	1
12-23-02	at Tampa Bay	[W 17-7]	Plaxico Burress	5-127	0
01-05-03*	vs. Cleveland	[W 36-33]	Plaxico Burress	6-100	1
01-05-03*	vs. Cleveland	[W 36-33]	Hines Ward	11-104	1
09-07-03	vs. Baltimore	[W 34-15]	Plaxico Burress	6-116	0
09-14-03	at Kansas City	[L 41-20]	Plaxico Burress	7-115	1
09-14-03	at Kansas City	[L 41-20]	Hines Ward	9-146	0
11-30-03	vs. Cincinnati	[L 24-20]	Plaxico Burress	8-112	0
11-30-03	vs. Cincinnati	[L 24-20]	Hines Ward	13-149	1
09-19-04	at Baltimore	[L 30-13]	Hines Ward	6-151	1
10-10-04	vs. Cleveland	[W 34-23]	Plaxico Burress	6-136	1
12-18-04	at N.Y. Giants	[W 33-30]	Antwaan Randle El	5-149	1
12-18-04	at N.Y. Giants	[W 33-30]	Hines Ward	9-134	0
01-15-05*	vs. N.Y. Jets	[W 20-17]	Hines Ward	10-105	1
01-23-05**	vs. New England	[L 41-27]	Hines Ward	5-109	1
09-25-05	vs. New England	[L 23-20]	Hines Ward	4-110	2
11-13-05	vs. Cleveland	[W 34-21]	Hines Ward	8-124	1
12-04-05	vs. Cincinnati	[L 38-31]	Hines Ward	9-135	2
12-24-05	at Cleveland	[W 41-0]	Hines Ward	7-105	1
01-08-06*	at Cincinnati	[W 31-17]	Cedrick Wilson	3-104	1
02-05-06***	vs. Seattle	[W 21-10]	Hines Ward	5-123	1
09-07-06	vs. Miami	[W 28-17]	Heath Miller	3-101	1
10-22-06	at Atlanta	[L 41-38]	Hines Ward	8-171	3
11-05-06	vs. Denver	[L 31-20]	Hines Ward	7-127	0
12-31-06	at Cincinnati	[W 23-17]	Santonio Holmes	4-124	1
09-30-07	at Arizona	[L 21-14]	Santonio Holmes	6-128	2
11-05-07	vs. Baltimore	[W 38-7]	Santonio Holmes	4-110	2
12-20-07	at St. Louis	[W 41-24]	Santonio Holmes	4-133	0
01-05-08*	vs. Jacksonville	[L 31-29]	Hines Ward	10-135	0
11-09-08	vs. Indianapolis	[L 24-20]	Hines Ward	8-112	0
11-16-08	vs. San Diego	[W 11-10]	Hines Ward	11-124	0
12-14-08	at Baltimore	[W 13-9]	Hines Ward	8-107	0
12-21-08	at Tennessee	[L 31-14]	Hines Ward	7-109	1
02-01-09***	at Arizona	[W 27-23]	Santonio Holmes	9-131	1
09-10-09	vs. Tennessee	[W 13-10]	Santonio Holmes	9-131	1
09-10-09	vs. Tennessee	[W 13-10]	Hines Ward	8-103	0
09-27-09	at Cincinnati	[L 23-20]	Mike Wallace	7-102	0
10-04-09	vs. San Diego	[W 38-28]	Hines Ward	8-113	0
10-18-09	vs. Cleveland	[W 27-14]	Santonio Holmes	5-104	0
10-18-09	vs. Cleveland	[W 27-14]	Hines Ward	8-159	1
11-22-09	at Kansas City	[L 27-24]	Hines Ward	10-128	1
12-06-09	vs. Oakland	[L 27-24]	Santonio Holmes	8-149	1
12-20-09	vs. Green Bay	[W 37-36]	Heath Miller	7-118	0
12-20-09	vs. Green Bay	[W 37-36]	Hines Ward	7-126	0
09-12-10	vs. Atlanta	[W 15-9]	Hines Ward	6-108	0
09-26-10	at Tampa Bay	[W 38-13]	Mike Wallace	3-100	2
10-24-10	at Miami	[W 23-22]	Hines Ward	7-131	1
11-08-10	at Cincinnati	[W 27-21]	Mike Wallace	5-110	1
11-14-10	vs. New England	[L 39-26]	Mike Wallace	8-136	2
11-21-10	vs. Oakland	[W 35-3]	Mike Wallace	3-116	1
11-28-10	at Buffalo	[W 19-16]	Hines Ward	7-107	0
12-12-10	vs. Cincinnati	[W 23-7]	Hines Ward	8-115	0
12-19-10	vs. N.Y. Jets	[L 22-17]	Mike Wallace	7-102	0
12-23-10	vs. Carolina	[W 27-3]	Mike Wallace	4-104	1
01-02-11	at Cleveland	[W 41-9]	Mike Wallace	3-105	1

*AFC Playoff game **AFC Championship game ***Super Bowl ● Team record

STEELERS 100/300-Yard Performances

100-YARD RECEIVING GAMES BY STEELERS (Continued)

Date	Opponent	Score	Player	No./Yards	TDs
09-11-11	at Baltimore	[L 35-7]	Mike Wallace	8-107	0
09-18-11	vs. Seattle	[W 24-0]	Mike Wallace	8-126	1
09-25-11	at Indianapolis	[W 23-20]	Mike Wallace	5-144	1
10-23-11	at Arizona	[W 32-20]	Antonio Brown	7-102	0
10-23-11	at Arizona	[W 32-20]	Mike Wallace	3-118	1
11-05-11	vs. Baltimore	[L 23-20]	Antonio Brown	5-109	0
12-08-11	vs. Cleveland	[W 14-3]	Antonio Brown	5-151	1
09-23-12	at Oakland	[L 34-31]	Mike Wallace	8-123	1
10-11-12	at Tennessee	[L 26-23]	Isaac Redman (RB)	4-105	0
12-09-12	vs. San Diego	[L 34-24]	Mike Wallace	7-112	2
09-22-13	vs. Chicago	[L 40-23]	Antonio Brown	9-196	2
09-29-13	at Minnesota	[L 34-27]	Jerricho Cotchery	5-103	1
11-10-13	vs. Buffalo	[W 23-10]	Antonio Brown	6-104	0
11-17-13	vs. Oakland	[W 37-27]	Antonio Brown	7-147	2
12-08-13	vs. Miami	[L 34-28]	Antonio Brown	5-138	1
12-22-13	at Green Bay	[W 38-31]	Antonio Brown	6-105	0
09-07-14	vs. Cleveland	[W 30-27]	Antonio Brown	5-116	1
09-29-14	vs. Tampa Bay	[L 27-24]	Antonio Brown	7-131	2
10-12-14	at Cleveland	[L 31-10]	Antonio Brown	7-118	0
10-26-14	vs. Indianapolis	[W 51-34]	Antonio Brown	10-133	2
		[W 51-34]	Heath Miller	7-112	1
11-02-14	vs. Baltimore	[W 43-23]	Antonio Brown	11-144	1
11-09-14	at NY Jets	[L 20-13]	Martavis Bryant	4-143	1
11-30-14	vs. New Orleans	[L 35-32]	Le'Veon Bell (RB)	8-159	0
12-07-14	at Cincinnati	[W 42-21]	Antonio Brown	9-117	0
		[W 42-21]	Martavis Bryant	4-109	1
12-14-14	at Atlanta	[W 27-20]	Antonio Brown	10-123	0
12-28-14	vs. Cincinnati	[W 27-17]	Antonio Brown	7-128	1
01-03-15*	Baltimore	[L 30-17]	Antonio Brown	9-117	0

Since 1970 NFL Merger

Total number of 100-yard receivers: 313

Total games: 272 Wins: 146 Losses: 119 Ties: 7

Total Home games: 143 Wins: 84 Losses: 55 Ties: 4

Total Away games: 123 Wins: 57 Losses: 63 Ties: 3

Neutral games: 6 Wins: 5 Losses: 1

*AFC Playoff game **AFC Championship game ***Super Bowl ● Team record

STEELERS 100/300-Yard Performances

100-YARD RECEIVING GAMES BY STEELERS OPPONENT

Since 1970 NFL Merger

Date	Opponent	Score	Player	No./Yards	TDs
10-25-70	at Oakland	[L 31-14]	Raymond Chester	5-107	3
10-03-71	San Diego	[W 21-17]	Billy Parks	8-111	1
10-18-71	at Kansas City	[L 38-16]	Otis Taylor	6-190	2
10-31-71	at Baltimore	[L 34-21]	Ray Perkins	2-124	1
			Willie Richardson	4-100	2
			Paul Warfield	3-158	3
11-14-71	at Miami	[L 24-21]	Bob Tucker	5-108	0
11-21-71	N.Y. Giants	[W 17-13]	Mike Siani	4-111	2
09-17-72	Oakland	[W 34-28]	Ron Jessie	3-131	1
09-16-73	Detroit	[W 24-10]	Fred Biletnikoff	4-105	1
11-11-73	at Oakland	[W 17-9]	Cliff Branch	9-186	1
12-29-74*	at Oakland	[W 24-13]	Charlie Joiner	5-114	1
11-02-75	at Cincinnati	[W 30-24]	Dave Casper [TE]	7-124	2
09-12-76	at Oakland	[L 31-28]	Russ Francis	6-139	1
09-26-76	New England	[L 30-27]	Walter White	6-105	0
11-07-76	at Kansas City	[W 45-0]	Reggie Pucker	4-104	0
11-13-77	Cleveland	[W 35-31]	Billy Brooks	6-166	0
12-10-77	at Cincinnati	[L 17-10]	Haven Moses	5-116	1
12-16-78	at Denver	[W 21-17]	Haven Moses	5-133	1
10-22-79	Denver	[W 42-7]	John Jefferson	5-106	1
11-18-79	at San Diego	[L 35-7]	Dave Logan	7-135	1
11-25-79	Cleveland (ot)	[W 33-30]	Isaac Curtis	5-119	2
12-02-79	Cincinnati	[W 37-17]	Roger Carr	6-108	0
09-14-80	at Baltimore	[W 20-17]	Cliff Branch	5-123	2
10-20-80	Oakland	[L 45-34]	Dave Logan	8-131	0
10-26-80	at Cleveland	[L 27-26]	Aundra Thompson	7-106	2
11-02-80	Green Bay	[W 22-20]	Jimmie Giles	6-128	1
11-09-80	at Tampa Bay	[W 24-21]	Kellen Winslow [TE]	10-171	0
12-22-80	at San Diego	[L 26-17]	Harold Jackson	5-126	0
09-27-81	at New England (ot)	[W 27-21]	Ozzie Newsome [TE]	5-120	1
10-11-81	Cleveland	[W 13-7]	William Andrews	15-124	0
11-15-81	at Atlanta	[W 34-20]	Alfred Jackson	5-109	1
			Dave Casper [TE]	6-139	3
12-20-81	at Houston	[L 21-20]	Ozzie Newsome [TE]	9-123	0
01-02-83	Cleveland	[W 37-21]	Ricky Feacher	7-109	2
			Wes Chandler	9-124	0
01-09-83*	San Diego	[L 31-28]	Kellen Winslow [TE]	7-102	2
			Tony Hill	6-130	1
			Doug Cosbie	5-102	1
09-19-82	Cincinnati (ot)	[W 26-20]	Chris Collinsworth	9-144	0
11-28-82	at Seattle	[L 16-0]	Steve Largent	5-109	2
12-26-82	New England	[W 37-14]	Stanley Morgan	4-127	1
09-11-83	at Green Bay	[W 25-21]	James Lofton	5-169	3
09-25-83	New England	[L 28-23]	Stephen Staring	2-108	1
10-16-83	Cleveland	[W 44-17]	Ozzie Newsome [TE]	9-103	0
10-23-83	at Seattle	[W 27-21]	Paul Jones	6-118	1
12-10-83	at N.Y. Jets	[W 34-7]	Lam Jones	7-146	1
09-16-84	L.A. Rams	[L 24-14]	Drew Hill	4-152	1
10-07-84	Miami	[L 31-7]	Mark Clouton	5-110	0
11-25-84	San Diego	[W 52-24]	Wes Chandler	4-105	1
12-09-84	at Houston	[L 23-20]	Tim Smith	7-108	0
12-30-84*	at Denver	[W 24-17]	Steve Watson	11-177	1
01-06-85*	at Miami	[L 45-28]	Mark Duper	5-148	2
			Tony Nathan	8-114	0
			Wes Chandler	5-154	2
			Charlie Joiner	6-110	0
12-08-85	at San Diego	[L 54-44]	Hassan Jones	6-140	2
			Ernest Givins	8-156	1
			Webster Slaughter	6-134	1
09-21-86	at Minnesota	[L 31-7]	Jerry Rice	8-106	1
11-16-86	Houston	[W 21-10]	Mark Duper	5-100	1
11-23-86	at Cleveland (ot)	[L 37-31]	Drew Hill	4-107	1
09-13-87	San Francisco	[W 30-17]	Tim McGee	8-139	0
11-01-87	Miami	[L 35-24]	Wes Chandler	7-116	0
11-15-87	Houston	[L 23-3]	Drew Hill	4-109	2
11-22-87	at Cincinnati	[W 30-16]	Ricky Sanders	5-145	1
12-13-87	at San Diego	[W 20-16]	Roy Green	4-119	0
12-20-87	at Houston	[L 24-16]	Ernest Givins	5-104	1
09-11-88	at Washington	[L 30-29]	Ricky Nattiel	3-102	1
10-09-88	at Phoenix	[L 31-14]			
10-16-88	Houston	[L 35-14]			
10-23-88	Denver	[W 39-21]			

*AFC Playoff game

STEELERS 100/300-Yard Performances

100-YARD RECEIVING GAMES BY STEELERS OPPONENT (Continued)

Date	Opponent	Score	Player	No./Yards	TDs
11-06-88	at Cincinnati	[L 42-7]	Eddie Brown	7-216	2
12-18-88	Miami	[W 40-24]	Scott Schwedes	4-110	0
09-17-89	at Cincinnati	[L 41-10]	Tim McGee	6-100	0
10-01-89	at Detroit	[W 23-3]	Robert Clark	6-124	0
10-15-89	at Cleveland	[W 17-7]	Webster Slaughter	7-106	0
10-29-89	Kansas City	[W 23-17]	Stephone Paige	7-163	0
11-19-89	San Diego	[W 20-17]	Anthony Miller	7-104	2
12-17-89	New England	[W 28-10]	Hart Lee Dykes	10-130	0
12-24-89	at Tampa Bay	[W 31-22]	Mark Carrier	6-101	2
12-31-89*	at Houston	[W 26-23]	Ernest Givins	11-136	2
01-07-90*	at Denver	[L 24-23]	Mark Jackson	5-111	0
09-23-90	at L.A. Rams	[L 20-3]	Mervin Fernandez	5-130	1
09-08-91	at Buffalo	[L 52-34]	Don Beebe	10-112	4
			Andre Reed	9-118	1
			Roy Green	6-114	0
09-22-91	at Philadelphia	[L 23-14]	Tom Kane	6-102	0
10-20-91	Seattle	[L 27-7]	Tim McGee	3-101	0
11-10-91	at Cincinnati	[W 33-27]	Art Monk	8-130	1
11-17-91	Washington	[L 41-14]	Haywood Jeffries	8-122	1
11-24-91	Houston	[W 26-14]	Michael Irvin	8-157	1
11-28-91	at Dallas	[L 20-10]	Webster Slaughter	11-138	0
12-22-91	Cleveland	[W 17-10]	Don Beebe	8-101	0
11-08-92	at Buffalo	[L 28-21]	Willie Green	6-115	1
11-15-92	Detroit	[W 17-14]	Henry Ellard	9-127	0
09-12-93	at L.A. Rams	[L 27-0]	Michael Jackson	2-106	1
10-24-93	at Cleveland	[L 28-23]	Haywood Jeffries	7-139	1
11-28-93	at Houston	[L 23-3]	Terry Kirby (RB)	7-107	0
12-13-93	at Miami	[W 21-20]	Michael Irvin	8-139	0
09-04-94	Dallas	[L 26-9]	Irving Fryar	6-113	0
11-20-94	Miami (ot)	[W 16-13]	Carl Pickens	4-105	1
12-04-94	at Cincinnati	[W 38-15]	Herman Moore	10-131	1
09-03-95	Detroit	[W 23-30]	Carl Pickens	8-108	1
10-19-95	Cincinnati	[L 27-9]	Jeff Graham	5-111	0
11-05-95	at Chicago (ot)	[W 37-34]	Carl Pickens	8-129	1
11-19-95	at Cincinnati	[W 49-31]	Robert Brooks	11-137	1
12-24-95	at Green Bay	[L 24-19]	Isaac Bruce	7-108	0
11-03-96	St. Louis	[W 42-6]	Carl Pickens	12-103	0
11-10-96	at Cincinnati	[L 34-24]	Derrick Alexander	7-198	1
12-01-96	Baltimore	[L 31-17]	Michael Irvin	7-153	2
08-31-97	Dallas	[L 37-7]	Jimmy Smith	10-164	1
09-22-97	at Jacksonville	[L 30-21]	Irving Fryar	7-116	1
11-23-97	at Philadelphia	[L 23-20]	Rob Moore	8-188	0
11-30-97	at Arizona (ot)	[W 26-20]	Rod Smith	4-115	2
12-07-97	Denver	[W 35-24]	Shawn Jefferson	9-104	0
01-03-98*	New England	[W 7-6]	Joey Galloway	7-139	0
09-27-98	Seattle	[W 13-10]	Carl Pickens	13-204	1
10-11-98	at Cincinnati	[L 25-20]	Herman Moore	8-148	1
11-26-98	at Detroit (ot)	[L 19-16]	Terry Glenn	9-193	1
12-06-98	New England	[L 23-9]	Darnay Scott	7-152	1
12-20-98	Cincinnati	[L 25-24]	Brandon Bennett (RB)	3-119	0
			Sean Dawkins	5-105	0
			Eric Moulds	6-122	1
09-26-99	Seattle	[L 26-10]	Terance Mathis	12-166	1
10-10-99	at Buffalo	[L 24-21]	Darnay Scott	4-123	1
10-25-99	Atlanta	[W 13-9]	Jimmy Smith	10-124	1
11-20-99	Cincinnati	[L 27-20]	Keenan McCardell	5-113	0
12-02-99	at Jacksonville	[L 20-6]	Qadry Ismail	6-258	3
			Patrick Jeffers	5-160	1
12-12-99	Baltimore	[L 31-24]	Qadry Ismail	7-102	1
12-26-99	Carolina	[W 30-20]	Carl Pickens	2-105	0
09-03-00	Baltimore	[L 16-0]	Keenan McCardell	11-137	1
09-24-00	Tennessee	[L 23-20]	Amani Toomer	9-136	1
10-01-00	at Jacksonville	[W 24-13]	Jeff Graham	5-113	1
12-10-00	at N.Y. Giants	[L 30-10]	Jimmy Smith	8-126	2
12-24-00	at San Diego	[W 34-21]	Keyshawn Johnson	10-159	0
09-09-01	at Jacksonville	[L 21-3]	Derrick Mason	7-114	0
10-21-01	at Tampa Bay	[W 17-10]	Kevin Dyson	4-112	1
11-25-01	at Tennessee	[W 34-24]	Randy Moss	8-144	1
			Shawn Jefferson	9-131	1
12-02-01	Minnesota	[W 21-16]	Tory Holt	7-174	1
11-10-02	Atlanta (ot)	[T 34-34]			
10-26-03	St. Louis	[L 33-21]			

*AFC Playoff game

STEELERS 100/300-Yard Performances

100-YARD RECEIVING GAMES BY STEELERS OPPONENT (Continued)

Date	Opponent	Score	Player	No./Yards	TDs
11-09-03	Arizona	[W 28-15]	Anquan Bolden	8-118	1
11-17-03	at San Francisco	[L 30-14]	Terrell Owens	8-155	1
11-30-03	Cincinnati	[L 24-20]	Chad Johnson	6-117	1
12-28-03	at Baltimore [ot]	[L 13-10]	Marcus Robinson	6-102	0
10-10-04	Cleveland	[W 34-23]	Andre' Davis	5-101	1
10-17-04	at Dallas	[W 24-20]	Terry Glenn	7-140	0
10-31-04	New England	[W 34-20]	David Givens	8-101	2
09-25-05	New England	[L 23-20]	David Givens	9-130	0
11-28-05	at Indianapolis	[L 26-7]	Marvin Harrison	4-128	1
10-22-06	at Atlanta [ot]	[L 41-38]	Alge Crumpler [TE]	6-117	3
11-05-06	Denver	[L 31-20]	Javon Walker	6-134	2
11-12-06	New Orleans	[W 38-31]	Marques Colston	10-169	0
11-19-06	at Cleveland	[W 24-20]	Braylon Edwards	7-137	0
12-07-06	Cleveland	[W 27-7]	Joe Jurevicius	7-111	0
12-24-06	Baltimore	[L 31-7]	Mark Clayton	7-108	1
12-31-06	at Cincinnati [ot]	[W 23-17]	Chris Henry	4-124	1
09-30-07	at Arizona	[L 21-14]	Larry Fitzgerald	11-123	0
12-09-07	at New England	[L 34-13]	Randy Moss	7-135	2
			Jabar Gaffney	7-122	1
09-07-08	Houston	[W 38-17]	Andre Johnson	10-112	0
09-29-08	Baltimore [ot]	[W 23-20]	Derrick Mason	8-137	0
10-05-08	at Jacksonville	[W 26-21]	Mike Walker	6-107	0
11-09-08	Indianapolis	[L 24-20]	Reggie Wayne	6-114	1
12-21-08	at Tennessee	[L 31-14]	Justin Gage	5-104	1
02-01-09	Arizona	[W 27-23]	Larry Fitzgerald	7-127	2
10-04-09	San Diego	[W 38-28]	Antonio Gates	9-124	2
11-09-09	at Denver	[W 28-10]	Brandon Marshall	11-112	0
11-22-09	at Kansas City [ot]	[L 27-24]	Chris Chambers	4-119	0
11-29-09	at Baltimore [ot]	[L 20-17]	Mark Clayton	7-129	0
12-06-09	Oakland	[L 27-24]	Louis Murphy	4-128	1
12-20-09	Green Bay	[W 37-36]	Greg Jennings	5-118	1
09-12-10	Atlanta [ot]	[W 15-9]	Roddy White	13-111	0
11-08-10	at Cincinnati	[W 27-21]	Terrell Owens	10-141	2
11-28-10	at Buffalo [ot]	[W 19-16]	Fred Jackson (RB)	5-104	1
12-05-10	at Baltimore	[W 13-10]	Anquan Boldin	5-118	1
12-19-10	N.Y. Jets	[L 22-17]	Braylon Edwards	8-100	0
02-06-11***	vs. Green Bay	[L 31-25]	Jordy Nelson	9-140	1
01-09-12*	at Denver [ot]	[L 29-23]	Demaryius Thomas	4-204	1
09-09-12	at Denver	[L 31-19]	Demaryius Thomas	5-110	1
12-23-12	Cincinnati	[L 13-10]	A.J. Green	10-116	0
09-29-13*	at Minnesota	[L 34-27]	Jerome Simpson	7-124	0
11-03-13	at New England	[L 55-31]	Rob Gronkowski	9-143	1
			Aaron Dobson	5-130	2
			Danny Amendola	4-122	1
11-17-13	Detroit	[W 37-27]	Calvin Johnson	6-179	2
11-24-13	at Cleveland	[W 27-11]	Josh Gordon	14-237	1
09-21-14	at Carolina	[W 37-19]	Kelvin Benjamin	8-115	1
10-12-14	at Cleveland	[L 31-10]	Jordan Cameron	3-102	1
10-20-14	Houston	[W 30-23]	DeAndre Hopkins	6-108	0
10-26-14	Indianapolis	[W 51-34]	T.Y. Hilton	6-155	1
			Donte Moncrief	7-113	1
11-30-14	New Orleans	[L 35-32]	Kenny Stills	5-162	1
12-07-14	at Cincinnati	[W 42-21]	A.J. Green	11-224	1
12-14-14	at Atlanta	[W 27-20]	Harry Douglas	10-131	0
01-03-15*	Baltimore	[L 30-17]	Steve Smith, Sr.	5-101	0

Since 1970 NFL Merger

Total Games with 100-Yards Receiving: 189 Wins: 90 Losses: 88 Ties: 1
 Total Home Games with 100-Yards Receiving: 81 Wins: 48 Losses: 32 Ties: 1
 Total Away Games with 100-Yards Receiving: 95 Wins: 42 Losses: 53
 Total Neutral Games with 100-Yards Receiving: 3 Wins: 1 Losses: 2

*AFC Playoff game **-Super Bowl • Game at Wembley Stadium (London)

MEDIA INFORMATION

FOOTBALL STAFF

2015 PLAYERS

2014 IN REVIEW

STEELERS HISTORY

RECORDS

2014 FINAL REGULAR-SEASON STATISTICS (Won 11, Lost 5)

MEDIA INFORMATION

FOOTBALL STAFF

2015 PLAYERS

2014 IN REVIEW

STEELERS HISTORY

RECORDS

SCHEDULE

Date	W-L	Score	Opponent	Attendance
9/7	W	30-27	Cleveland	64,598
9/11	L	26-6	at Baltimore	71,181
9/21	W	37-19	at Carolina	73,945
9/28	L	27-24	Tampa Bay	62,910
10/5	W	17-9	at Jacksonville	86,198
10/12	L	31-10	at Cleveland	67,431
10/20	W	30-23	Houston	56,375
10/26	W	51-34	Indianapolis	62,479
11/2	W	43-23	Baltimore	63,971
11/9	L	20-13	at N.Y. Jets	78,160
11/17	W	27-24	at Tennessee	69,143
11/30	L	35-32	New Orleans	61,916
12/7	W	42-21	at Cincinnati	65,512
12/14	W	27-20	at Atlanta	71,161
12/21	W	20-12	Kansas City	60,865
12/28	W	27-17	Cincinnati	64,697

TEAM STATISTICS

	Pittsburgh	Opponent
Total First Downs	379	314
Rushing	98	88
Passing	243	193
Penalty	38	33
3rd Down Made/Att	93/208	71/189
3rd Down Pct.	44.7%	37.6%
4th Down Made/Att	5/10	10/14
4th Down Pct.	50.0%	71.4%
Possession Avg.	32:24	27:36
Total Net Yards	6577	5654
Avg. Per Game	411.1	353.4
Total Plays	1068	944
Avg. Per Play	6.2	6.0
Net Yards Rushing	1752	1605
Avg. Per Game	109.5	100.3
Total Rushes	423	368
Net Yards Passing	4825	4049
Avg. Per Game	301.6	253.1
Sacked/Yards Lost	33/172	33/194
Gross Yards	4997	4243
Attempts/Completions	612/411	543/350
Completion Pct.	67.2%	64.5%
Had Intercepted	10	11
Punts/Average	62/43.0	68/45.3
Net Punting Avg.	38.2	39.7
Penalties/Yards	103/834	97/835
Fumbles/Ball Lost	16/11	20/10
Touchdowns	49	40
Rushing	10	9
Passing	33	30
Returns	6	1

SCORE BY PERIOD

	01	02	03	04	0T	Pts
Steelers	65	167	52	152	0	436
Opponents	77	104	88	99	0	358

PASSING

	Att	Cmp	Yds	Cmp%	TD	Int	Long	Sack/Lost	Rating
Roethlisberger	608	408	4952	67.1%	32	9	94	33/172	103.3
Golden	1	1	25	100.0%	0	0	25	0/0	118.8
A. Brown	2	2	20	100.0%	1	0	17	0/0	147.9
Wing	1	0	0	0.0%	0	1	0	0/0	0.0
Steelers	612	411	4997	67.2%	33	10	94	33/172	103.2
Opponents	543	350	4243	64.5%	30	11	81	33/194	98.3

SCORING

	TD	Ru	Pa	Rt	PAT	FG	2Pt	Pts
Suisham	0	0	0	45/45	29/32	0	132	0
A. Brown	14	0	13	1	0/0	0/0	1	86
Bell	11	8	3	0	0/0	0/0	0	66
Bryant	8	0	8	0	0/0	0/0	0	49
Miller	3	0	3	0	0/0	0/0	1	20
Gay	3	0	0	3	0/0	0/0	0	18
Moore	2	0	2	0	0/0	0/0	1	14
Blount	2	2	0	0	0/0	0/0	0	12
Wheaton	2	0	2	0	0/0	0/0	0	12
Spaeth	1	0	1	0	0/0	0/0	1	8
McCain	1	0	0	1	0/0	0/0	0	6
Palmer	1	0	1	0	0/0	0/0	0	6
Golden	1	0	0	1	0/0	0/0	0	6
Steelers	49	10	33	645/45	29/32	4	436	
Opponents	40	9	30	138/38	30/32	0	368	

Sacks: Heyward 7.5, Worlds 7.5, Harrison 5.5, Moats 4.0, Jones 2.0, Timmons 2.0, McClellan 1.0, Spence 1.0, Iult 1.0, Keisel 1.0, Thomas 0.5
Steelers: 33.0, Opponents: 33.0
2-Pt. Conversions: Steelers 4/4, Opponents: 0/2

RUSHING

	No.	Yds	Avg	Long	TD
Bell	290	1361	4.7	81	8
Blount	65	266	4.1	50	2
Archer	10	40	4.0	15	0
Roethlisberger	33	27	0.8	8	0
Wheaton	4	19	4.8	12	0
Harris	9	16	1.8	4	0
A. Brown	4	13	3.3	9	0
Bryant	3	12	4.0	9	0
Johnson	2	0	0.0	0	0
Wing	1	0	0.0	0	0
Gradkowski	2	-2	-1.0	-1	0
Steelers	423	1752	4.1	81	10
Opponents	368	1605	4.4	41	9

RECEIVING

	No.	Yds	Avg	Long	TD
A. Brown	125	1698	13.2	63	13
Bell	83	854	10.3	48	3
Miller	66	761	11.5	49	3
Wheaton	53	644	12.2	47	2
Bryant	26	549	21.1	94	8
Moore	14	198	14.1	29	2
J. Brown	12	94	7.8	18	0
Archer	7	23	3.3	15	0
Johnson	6	41	6.8	18	0
Blount	6	36	6.0	13	0
Spaeth	3	46	15.3	33	1
Heyward-Bey	3	33	11.0	17	0
Blake	1	25	25.0	25	0
Palmer	1	1	1.0	1	1
Pouncey	1	0	0.0	0	0
Roethlisberger	0	-6	-6.0	-6	0
Steelers	411	4997	12.2	94	33
Opponents	350	4243	12.1	81	30

INTERCEPTIONS

	No.	Yds	Avg	Long	TD
Gay	3	113	37.7	52	3
McCain	3	56	18.7	31	1
C. Allen	2	27	13.5	27	0
Worlds	1	30	30.0	30	0
Keisel	1	16	16.0	16	0
Blake	1	0	0.0	0	0
Steelers	11	242	22.0	52	4
Opponents	10	29	2.9	13	0

PUNTING

	No.	Yds	Avg	Net	TB	In	Lg	B
Wing	61	2668	43.7	38.8	4	20	74	0
Steelers	62	2668	43.0	38.2	4	20	74	1
Opponents	68	3078	45.3	39.7	3	20	69	0

PUNT RETURNS

	Ret	FC	Yds	Avg	Long	TD
A. Brown	30	16	319	10.6	71	1
Archer	1	0	2	2.0	2	0
Williams	1	0	0	0.0	0	0
Steelers	32	16	321	10.0	71	1
Opponents	27	18	221	8.2	33	0

KICKOFF RETURNS

	No.	Yds	Avg	Long	TD
Wheaton	20	494	24.7	41	0
Archer	9	161	17.9	23	0
Blount	5	103	20.6	29	0
A. Brown	1	0	0.0	0	0
Steelers	35	758	21.7	41	0
Opponents	54	1249	23.1	108	1

FIELD GOALS

	1-19	20-29	30-39	40-49	50+
Suisham	0/0	12/13	6/6	10/10	1/3
Steelers	0/0	12/13	6/6	10/10	1/3
Opponents	0/0	12/12	11/11	6/7	1/2
Suisham: [366,346,416][256,436][426,246,456][256,50N][246][206][446,306,406][][]][536,23N,276][496,236][496,316,54N,476][226,446][386,386][236,236][296,256][406,406][506,276][306,236,226,206]					
Opponents: [396,256][306,236,226,206][406,406][506,276][436,356,386][406][396,386,316][216,236][466][236,45N,306][206][][][286,226][356,256,436,236][396,50N]					

Team Record

2013 FINAL REGULAR-SEASON STATISTICS (Won 8, Lost 8)

MEDIA INFORMATION

FOOTBALL STAFF

2015 PLAYERS

2014 IN REVIEW

STEELERS HISTORY

RECORDS

SCHEDULE

Date	W-L	Score	Opponent	Attendance
9/8	L	16-9	Tennessee	61,585
9/16	L	20-10	at Cincinnati	64,585
9/22	L	40-23	Chicago	61,575
9/29	L	34-27	at Minnesota	83,518
10/13	W	19-6	at NY Jets	76,957
10/20	W	19-16	Baltimore	62,295
10/27	L	21-18	at Oakland	52,950
11/3	L	55-31	at New England	68,756
11/10	W	23-10	Buffalo	60,406
11/17	W	37-27	Detroit	57,905
11/24	W	27-11	at Cleveland	71,513
11/28	L	22-20	at Baltimore	71,005
12/8	L	34-28	Miami	52,489
12/15	W	30-20	Cincinnati	45,873
12/22	W	38-31	at Green Bay	77,999
12/29	W	20-7	Cleveland	56,361

PASSING

	Att	Cmp	Yds	Cmp%	TD	Int	Long	Sack/Lost	Rating
Roethlisberger	584	375	4261	64.2%	28	14	67	42/282	92.0
McBriar	1	1	30	100.0%	0	0	30	0/0	118.8
Brown	1	1	15	100.0%	0	0	15	1/7	118.8
Steelers	586	377	4306	64.3%	28	14	67	43/289	92.3
Opponents	589	329	3751	57.8%	21	10	81t	34/198	82.7

SCORING

	TD	Ru	Pa	Rt	PAT	FG	2Pt	Pts
Suisham	0	0	0	0	39/39	30/32	0	129
Catchery	10	0	10	0	0/0	0/0	0	60
Brown	9	0	8	1	0/0	0/0	0	54
Bell	8	8	0	0	0/0	0/0	0	48
Sanders	6	0	6	0	0/0	0/0	1	38
Polamalu	1	0	0	1	0/0	0/0	0	6
Roethlisberger	1	0	0	0	0/0	0/0	0	6
Miller	1	0	1	0	0/0	0/0	0	6
Spaeth	1	0	1	0	0/0	0/0	0	6
Gay	1	0	0	1	0/0	0/0	0	6
Allen	1	0	0	1	0/0	0/0	0	6
Johnson	1	0	1	0	0/0	0/0	0	6
Moye	1	0	1	0	0/0	0/0	0	6
Steelers	41	9	28	4	39/39	30/32	1	379
Opponents	41	18	21	2	38/39	28/31	1	370

Sacks: Worilds 8.0, Heyward 5.0, Woodley 5.0, Keisel 4.0, Timmons 3.0, Hoed 3.0, Woods 2.0, Polamalu 2.0, Gay 1.0, Jones 1.0
Steelers: 34.0, **Opponents:** 43.0
2-Pt. Conversions: Steelers 1-2, Opponents: 1-2

INTERCEPTIONS

	No.	Yds	Avg	Long	TD
Clark	2	50	25.0	37	0
Allen	2	43	21.5	40t	1
Polamalu	2	36	18.0	19t	1
Timmons	2	26	13.0	23	0
Allen	1	27	27.0	27	0
Gay	1	21	21.0	21t	1
Steelers	10	203	20.3	40t	3
Opponents	14	170	12.1	57	1

TEAM STATISTICS

	Pittsburgh	Opponent
Total First Downs	312	303
Rushing	81	106
Passing	207	174
Penalty	24	23
3rd Downs: Made/Att	82/216	91/230
3rd Down Pct.	38.0%	39.6%
4th Downs: Made/Att	9/15	9/20
4th Down Pct.	60.0%	45.0%
Possession Avg.	30:53	29:07
Total Net Yards	5400	5402
Avg. Per Game	337.5	337.6
Total Plays	1023	1036
Avg. Per Play	5.3	5.2
Net Yards Rushing	1383	1849
Avg. Per Game	86.4	115.6
Total Rushes	394	433
Net Yards Passing	4017	3553
Avg. Per Game	251.1	222.1
Sacked/Yards Lost	43/289	34/198
Gross Yards	4306	3751
Attempts/Completions	586/377	569/329
Completion Pct.	64.3%	57.8%
Had Intercepted	14	10
Punts/Average	76/41.1	79/43.0
Net Punting Avg.	35.2	35.8
Penalties/Yards	80/677	92/798
Fumbles/Ball Lost	16/10	21/10
Touchdowns	41	41
Rushing	9	18
Passing	28	21
Returns	4	2

RUSHING

	No.	Yds	Avg	Long	TD
Bell	244	860	3.5	43	8
Dwyer	49	197	4.0	30	0
Jones	48	184	3.8	14	0
Roethlisberger	27	99	3.7	19	1
Sanders	1	25	25.0	25	0
Stephens-Hawling	6	19	3.2	5	0
Redman	10	12	1.2	8	0
Brown	?	4	0.6	10	0
Catchery	1	-5	-5.0	-5	0
Suisham	1	-12	-12.0	-12	0
Steelers	394	1383	3.5	43	9
Opponents	433	1849	4.3	93t	18

RECEIVING

	No.	Yds	Avg	Long	TD
Brown	110	1499	13.6	56	8
Sanders	67	740	11.0	55t	6
Miller	58	593	10.2	31	1
Catchery	46	602	13.1	36	10
Bell	45	399	8.9	43	0
Jones	9	63	7.0	15	0
Dwyer	8	64	8.0	23	0
Johnson	8	41	5.1	9	1
Paulson	6	102	17.0	34	0
Wheaton	6	64	10.7	21	0
Johnson	4	70	17.5	32	0
Redman	4	14	3.5	7	0
Moye	2	20	10.0	19	1
Stephens-Hawling	2	11	5.5	7	0
Spaeth	1	11	11.0	11t	1
Palmer	1	8	8.0	8	0
Roethlisberger	0	5	0	5	0
Gilbert	0	0	0	0	0
Steelers	377	4306	11.4	56	28
Opponents	329	3751	11.4	81t	21

PUNTING

	No.	Yds	Avg	Net	TB	In	Lg	B
McBriar	40	1652	41.3	35.0	3	13	70	1
Mesko	34	1445	42.5	36.7	2	3	65	0
Roethlisberger	1	28	28.0	28.0	0	1	28	0
Steelers	75	3125	41.1	35.7	5	17	70	1
Opponents	79	3397	43.0	35.8	8	22	61	0

PUNT RETURNS

	Ret	FC	Yds	Avg	Long	TD
Brown	32	23	409	12.8	67t	1
Steelers	32	23	409	12.8	67t	1
Opponents	35	16	313	8.9	43	0

KICKOFF RETURNS

	No.	Yds	Avg	Long	TD
Jones	23	510	22.2	42	0
Sanders	10	268	26.8	46	0
Dwyer	4	90	22.5	27	0
Wheaton	2	37	18.5	25	0
Stephens-Hawling	1	25	25.0	25	0
Brown	1	16	16.0	16	0
Heyward	1	11	11.0	11	0
Palmer	1	5	5.0	5	0
Steelers	43	962	22.4	46	0
Opponents	55	1225	22.3	73	0

FIELD GOALS

	1-19	20-29	30-39	40-49	50+
Suisham	0/0	9/9	13/15	8/8	0/0
Steelers	0/0	9/9	13/15	8/8	0/0
Opponents	1/1	8/8	10/10	8/10	1/2

Suisham: [216,356][456,456][336]
 [206,346,346][296,286,526,54N][426,476,426]
 [486,276][306][356,316,236][226]]
 [466,416,426][496][326][24N,406,53N][416]
Opponents: [266][386][326,436]]
 [226,386,476,406][486][486,456]
 [51N,506,236][226,33N,466][266,41N,396]
 [286,326][456,236][516,396][506,216]
 [416,56N,436][39N,516]

SCORE BY PERIOD

	Q1	Q2	Q3	Q4	OT	Pts
Steelers	78	87	106	108	0	379
Opponents	84	108	57	121	0	370

2012 FINAL REGULAR-SEASON STATISTICS (Won 8, Lost 8)

SCHEDULE

Date	W-L	Score	Opponent	Attendance
9/9	L	31-19	at Denver	76,823
9/16	W	27-10	N.Y. Jets	54,511
9/23	L	34-31	at Oakland	62,373
10/7	W	16-14	Philadelphia	64,737
10/11	L	26-23	at Tennessee	69,143
10/21	W	24-17	at Cincinnati	63,411
10/28	W	27-12	Washington	62,371
11/4	W	24-20	at N.Y. Giants	80,991
11/12	W	16-13/OT	Kansas City	57,644
11/18	L	13-10	Baltimore	63,446
11/25	L	20-14	at Cleveland	69,661
12/2	W	23-20	at Baltimore	71,442
12/9	L	34-24	San Diego	61,359
12/16	L	27-24/OT	at Dallas	95,595
12/23	L	13-10	Cincinnati	63,236
12/30	W	24-10	Cleveland	51,831

TEAM STATISTICS

	Pittsburgh	Opponent
Total First Downs	307	273
Rushing	80	78
Passing	202	169
Penalty	25	26
3rd Down: Made/Att	94/224	73/206
3rd Down Pct.	42.0%	35.4%
4th Downs: Made/Att	6/13	8/11
4th Down Pct.	46.2%	72.7%
Possession Avg.	32:07	27:53
Total Net Yards	5324	4413
Avg. Per Game	332.8	275.8
Total Plays	1023	951
Avg. Per Play	5.2	4.6
Net Yards Rushing	1537	1450
Avg. Per Game	96.1	90.6
Total Rushes	412	391
Net Yards Passing	3787	2963
Avg. Per Game	236.7	185.2
Sacked/Yards Lost	37/225	37/196
Gross Yards	4012	3159
Attempts/Completions	574/354	523/299
Completion Pct.	61.7%	57.2%
Had Intercepted	14	10
Punts/Average	79/43.0	88/45.2
Net Punting Avg.	37.2	40.0
Penalties/Yards	92/938	100/882
Fumbles/Ball Lost	33/16	19/10
Touchdowns	36	33
Rushing	8	9
Passing	27	19
Returns	1	5

SCORE BY PERIOD

	01	02	03	04	OT	Pts
Steelers	57	114	71	91	3	336
Opponents	60	103	78	70	3	314

PASSING

	Att	Cmp	Yds	Cmp%	TD	Int	Long	Sack/Lost	Rating
Roethlisberger	449	284	3265	63.3%	26	8	82t	30/182	97.0
Batch	70	45	475	64.3%	1	4	43	3/12	64.9
Leftwich	53	25	272	47.2%	0	1	37	3/24	54.9
Brown	2	0	0	0.0%	0	1	0	0/0	0.0
Sanders	0	0	0	0.0%	0	0	0	1/7	0.0
Steelers	574	354	4012	61.7%	27	14	82t	37/225	88.1
Opponents	523	299	3159	57.2%	19	10	71t	37/196	79.0

SCORING

	TD	Ru	Pa	Pa	RT	PAT	FG	2Pt	Pts
Suisham	0	0	0	0	34/34	28/31	0	1	118
Miller	8	0	8	0	0/0	0/0	1	50	
Wallace	8	0	8	0	0/0	0/0	0	48	
Brown	5	0	5	0	0/0	0/0	0	30	
Redman	2	2	0	0	0/0	0/0	0	12	
Dwyer	2	2	0	0	0/0	0/0	0	12	
Rainey	2	2	0	0	0/0	0/0	0	12	
Pope	2	0	2	0	0/0	0/0	0	12	
Timmons	1	0	0	1	0/0	0/0	0	6	
Mendenhall	1	0	1	0	0/0	0/0	0	6	
Sanders	1	0	1	0	0/0	0/0	0	6	
Burress	1	0	1	0	0/0	0/0	0	6	
Leftwich	1	0	1	0	0/0	0/0	0	6	
Batch	1	0	1	0	0/0	0/0	0	6	
Johnson	1	0	1	0	0/0	0/0	0	6	
Steelers	36	8	27	1	34/34	28/31	1	136	
Opponents	33	9	19	5	30/31	28/33	1	134	

Sacks: Timmons 6.0, Harrison 6.0, Worlds 5.0,

Keisel 4.5, Foote 4.0, Woodley 4.0, Hood 3.0,

McLendon 2.0, Heyward 1.5, Polamalu 1.0

Steelers: 37.0, Opponents: 37.0

2-Pt. Conversions: Steelers 1-2, Opponents: 1-2

RUSHING

	No.	Yds	Avg	Long	TD
Dwyer	156	623	4.0	34	2
Redman	110	410	3.7	28	2
Mendenhall	51	182	3.6	20	0
Rainey	26	102	3.9	19	2
Roethlisberger	26	92	3.5	14	0
Batch	25	49	2.0	10	1
Leftwich	1	31	31.0	31t	1
Brown	7	24	3.4	13	0
Wallace	5	7	1.4	13	0
Johnson	2	7	3.5	5	0
Gilreath	1	7	7.0	7	0
Sanders	1	4	4.0	4	0
Suisham	1	-1	-1.0	-1	0
Steelers	412	1537	3.7	34	8
Opponents	391	1450	3.7	64t	9

RECEIVING

	No.	Yds	Avg	Long	TD
Miller	71	816	11.5	43	8
Brown	66	787	11.9	80t	5
Wallace	64	836	13.1	82t	8
Sanders	44	626	14.2	37	1
Redman	19	244	12.8	55	0
Dwyer	18	106	5.9	15	0
Cotchery	17	205	12.1	24	0
Johnson	15	137	9.1	26	1
Rainey	14	60	4.3	14	0
Mendenhall	9	62	6.9	15	1
Paulson	7	51	7.3	9	0
Batch	4	31	7.8	15	0
Burress	3	42	14.0	18	1
Pope	3	9	3.0	7	2
Starks	0	0	0	0	0
Colon	0	0	0	0	0
Gilreath	0	0	0	0	0
Steelers	354	4012	11.3	82t	27
Opponents	299	3159	10.6	71t	19

INTERCEPTIONS

	No.	Yds	Avg	Long	TD
Timmons	3	80	26.7	53t	1
Clark	2	26	13.0	26	0
Allen	2	6	3.0	6	0
Woodley	1	11	11.0	11	0
Taylor	1	3	3.0	3	0
Polamalu	1	1	1.0	1	0
Steelers	10	127	12.7	53t	1
Opponents	14	168	12.0	43t	2

PUNTING

	No.	Yds	Avg	Net	TB	In	Lg	B
Butler	77	3374	43.8	37.8	6	26	79	1
Roethlisberger	1	26	26.0	26.0	0	1	26	0
Steelers	78	3400	43.0	37.6	6	27	79	1
Opponents	88	3979	45.2	40.0	8	35	64	0

PUNT RETURNS

	Ret	FC	Yds	Avg	Long	TD
Brown	27	8	183	6.8	29	0
Sanders	9	9	93	10.3	63	0
Rainey	3	0	16	5.3	13	0
Gilreath	2	2	9	4.0	5	0
Steelers	41	19	300	7.3	63	0
Opponents	30	20	306	10.2	63t	1

KICKOFF RETURNS

	No.	Yds	Avg	Long	TD
Rainey	39	1035	26.5	68	0
Sanders	1	27	27.0	27	0
Paulson	1	16	16.0	16	0
Johnson	1	8	8.0	8	0
Pope	1	0	0.0	0	0
Steelers	43	1085	25.3	68	0
Opponents	46	1103	24.0	51	0

FIELD GOALS

	1-19	20-29	30-39	40-49	50+
Suisham	0/0	7/8	8/8	12/12	1/3
Steelers	0/0	7/8	8/8	12/12	1/3
Opponents	0/0	8/8	6/8	10/11	4/6
Suisham: [21G,35G][45G,45G][33G]					
[20G,34G,34G][29G,28G,52G,54N][42G,47G,42G]					
[48G,27G][30G][35G,31G,23G][22G][1]					
[46G,41G,42G][49G][32G][24N,40G,53N][41G]					
Opponents: [26G][38G][32G,43G][1]					
[22G,38G,47G,40G][48G][48G,45G]					
[51N,50G,23G][22G,33N,46G][26G,41N,39G]					
[28G,32G][45G,23G][51G,39G][50G,21G]					
[41G,56N,43G][39N,51G]					

2011 FINAL REGULAR-SEASON STATISTICS (Won 12, Lost 4)

SCHEDULE

Date	W-L	Score	Opponent	Attendance
9/11	L	35-7	at Baltimore	71,434
9/18	W	24-0	Seattle	63,663
9/25	W	23-20	at Indianapolis	66,309
10/2	L	17-10	at Houston	71,585
10/9	W	38-17	Tennessee	63,875
10/16	W	17-13	Jacksonville	62,934
10/23	W	32-20	at Arizona	62,475
10/30	W	25-17	New England	64,424
11/6	L	23-20	Baltimore	64,951
11/13	W	24-17	at Cincinnati	63,262
11/27	W	13-9	at Kansas City	72,173
12/4	W	35-7	Cincinnati	63,697
12/8	W	14-3	Cleveland	60,754
12/19	L	20-3	at San Francisco	69,732
12/24	W	27-0	St. Louis	60,081
1/1	W	13-9	at Cleveland	68,266

TEAM STATISTICS

	Pittsburgh	Opponent
Total First Downs	341	264
Rushing	96	82
Passing	221	156
Penalty	24	26
3rd Down: Made/Att	90/196	86/221
3rd Down Pct.	45.9%	38.9%
4th Down: Made/Att	3/8	8/13
4th Down Pct.	37.5%	61.5%
Possession Avg.	32:33	27:27
Total Net Yards	5957	4348
Avg. Per Game	372.3	271.8
Total Plays	1015	964
Avg. Per Play	5.9	4.5
Net Yards Rushing	1903	1597
Avg. Per Game	118.9	99.8
Total Rushes	434	399
Net Yards Passing	4054	2751
Avg. Per Game	253.4	171.9
Sacked/Yards Lost	42/279	35/230
Gross Yards	4333	2981
Attempts/Completions	539/341	530/289
Completion Pct.	63.3%	54.5%
Had Intercepted	15	11
Punts/Average	60/44.7	87/43.6
Net Punting Avg.	38.6	38.9
Penalties/Yards	101/854	96/777
Fumbles/Ball Lost	16/13	13/4
Touchdowns	36	23
Rushing	13	7
Passing	21	15
Returns	2	1

SCORE BY PERIOD

	Q1	Q2	Q3	Q4	OT	Pts
Steelers	69	121	63	72	0	325
Opponents	43	71	56	57	0	227

PASSING

	Att	Cmp	Yds	Cmp%	TD	Int	Long	Sack/Lost	Rating
Roethlisberger	513	324	4077	63.2%	21	14	95*	40/269	90.1
Batch	24	15	208	62.5%	0	1	46	2/10	72.9
Sepulveda	1	1	33	100.0%	0	0	33	0/0	118.8
Sanders	1	1	15	100.0%	0	0	15	0/0	118.8
Steelers	539	341	4333	63.3%	21	15	95*	42/279	89.7
Opponents	530	289	2981	54.5%	15	11	73*	35/230	71.7

SCORING

	TD	Ru	Pa	Rt	PAI	FG	2Pt	Pts
Suisham	0	0	0	0	36/36	23/31	0	105
Mendenhall	9	9	0	0	0/0	0/0	0	54
Wallace	8	0	8	0	0/0	0/0	0	48
Brown	3	0	2	1	0/0	0/0	0	18
Redman	3	3	0	0	0/0	0/0	0	18
Cotcherj	2	0	2	0	0/0	0/0	0	12
Miller	2	0	2	0	0/0	0/0	0	12
Sanders	2	0	2	0	0/0	0/0	0	12
Ward	2	0	2	0	0/0	0/0	0	12
Clay	1	1	0	0	0/0	0/0	0	6
Johnson	1	0	1	0	0/0	0/0	0	6
Moore	1	0	1	0	0/0	0/0	0	6
Polamalu	1	0	0	1	0/0	0/0	0	6
Saunders	1	0	1	0	0/0	0/0	0	6
Steelers	36	13	21	2	36/36	23/31	0	325
Opponents	23	7	15	1	21/21	22/27	1	227

Sacks: Harrison 9.0, Woodley 9.0, Keisel 3.0, Worlds 3.0, Farris 2.0, Timmons 2.0, Foote 1.5, Hood 1.5, Clark 1.0, Heyward 1.0, McLendon 1.0. Polamalu 1.0 **Steelers: 35.0, Opponents: 42.0**

Z-Pt. Conversions: Steelers 0-0, Opponents 1-2

RUSHING

	No.	Yds	Avg	Long	TD
Mendenhall	228	928	4.1	68	9
Redman	110	479	4.4	27	3
Moore	22	157	7.1	21	0
Dwyer	16	123	7.7	76	0
Roethlisberger	31	70	2.3	11	0
Wallace	5	57	11.4	21	0
Brown	7	41	5.9	10	0
Clay	10	41	4.1	10*	1
Miller	1	6	6.0	6	0
Cotcherj	1	3	3.0	3	0
Batch	3	-2	-0.7	0	0
Steelers	434	1903	4.4	76	13
Opponents	399	1597	4.0	42*	7

RECEIVING

	No.	Yds	Avg	Long	TD
Wallace	72	1193	16.6	95*	8
Brown	69	1108	16.1	79	2
Miller	51	631	12.4	39	2
Ward	46	381	8.3	31	2
Sanders	22	288	13.1	32	2
Mendenhall	18	154	8.6	35	0
Redman	18	78	4.3	12	0
Cotcherj	16	237	14.8	36	2
Johnson	12	91	7.6	25	1
Moore	11	104	9.5	24	1
Saunders	4	29	7.3	14	1
Mundy	1	33	33.0	33	0
Dwyer	1	6	6.0	6	0
Steelers	341	4333	12.7	95*	21
Opponents	289	2981	10.3	73*	15

INTERCEPTIONS

	No.	Yds	Avg	Long	TD
Polamalu	2	33	16.5	33	0
Taylor	2	29	14.5	29	0
Gay	2	12	6.0	12	0
Clark	1	10	10.0	10	0
Lewis	1	9	9.0	9	0
Mundy	1	5	5.0	5	0
Woodley	1	1	1.0	1	0
Timmons	1	0	0.0	0	0
Steelers	11	99	9.0	33	0
Opponents	15	201	13.4	31	0

PUNTING

	No.	Yds	Avg	Net	TB	In	Lg	B
Kapinos	34	1530	45.0	38.3	1	10	59	0
Sepulveda	25	1153	46.1	39.1	5	8	66	1
Steelers	60	2683	44.7	38.6	6	18	66	1
Opponents	87	3789	43.6	38.9	3	30	63	0

PUNT RETURNS

	Ret	FC	Yds	Avg	Long	TD
Brown	30	26*	325	10.8	60*	1
Sanders	3	0	22	7.3	10	0
Steelers	33	26*	347	10.5	60*	1
Opponents	29	13	245	8.4	20	0

KICKOFF RETURNS

	No.	Yds	Avg	Long	TD
Brown	27	737	27.3	52	0
Sanders	5	93	18.6	25	0
Cotcherj	1	19	19.0	19	0
Moore	1	10	10.0	10	0
Redman	1	18	18.0	18	0
Steelers	35	877	25.1	52	0
Opponents	43	1018	23.7	45	0

FIELD GOALS

	1-19	20-29	30-39	40-49	50+
Suisham	2/2	8/8	6/8	6/11	1/2
Steelers	2/2	8/8	6/8	6/11	1/2
Opponents	1/1	8/8	2/4	10/12	1/2

Suisham: [][20G,41N][48G,36N,44G,38G] (30B,25G)[19G][21G,46N][41G,42G,39G] (33G,21G,23G,44N) (36G,30G)[39G][21G,49G] (50N)[][51G,48N][21G,49G][45N,19G,29G] **Opponent:** [29G,30G][][21G,25G][25G][29G] (46G,45G)[][46G,42N][18G,40N,43G,51G][43G] (41G,49G,40G) [33B][20G][22G,38G][52N,33N] (26G,45G,49G)

* Team Record

MEDIA INFORMATION

FOOTBALL STAFF

2015 PLAYERS

2014 IN REVIEW

STEELERS HISTORY

RECORDS

2010 FINAL REGULAR-SEASON STATISTICS (Won 12, Lost 4)

SCHEDULE

Date	W-L	Score	Opponent	Attendance
9/12	W	15-9/OT	Atlanta	63,609
9/19	W	19-11	at Tennessee	69,143
9/26	W	38-13	at Tampa Bay	61,036
10/3	L	17-14	Baltimore	64,729
10/17	W	28-10	Cleveland	65,168
10/24	W	23-22	at Miami	69,967
10/31	L	20-10	at New Orleans	70,011
11/8	W	27-21	at Cincinnati	65,626
11/14	L	39-26	New England	64,359
11/21	W	35-3	Oakland	64,987
11/28	W	19-16/OT	at Buffalo	69,642
12/5	W	13-10	at Baltimore	71,418
12/12	W	23-7	Cincinnati	57,501
12/19	L	22-17	N.Y. Jets	62,568
12/23	W	27-3	Carolina	61,748
1/2	W	41-9	at Cleveland	68,303

TEAM STATISTICS

	Pittsburgh	Opponent
Total First Downs	295	272
Rushing	106	61
Passing	175	182
Penalty	14	29
3rd Down: Made/Att	94/218	70/209
3rd Down Pct.	43.1%	33.5%
4th Down: Made/Att	2/5	10/16
4th Down Pct.	40.0%	62.5%
Possession Avg.	31:53	28:07
Total Net Yards	5525	4429
Avg. Per Game	345.3	276.8
Total Plays	993	993
Avg. Per Play	5.6	4.5
Net Yards Rushing	1924	1004
Avg. Per Game	120.3	62.8
Total Rushes	471	333
Net Yards Passing	3601	3425
Avg. Per Game	225.1	214.1
Sacked/Yards Lost	43/289	48/319
Gross Yards	3890	3744
Attempts/Completions	479/298	593/363
Completion Pct.	62.2%	61.2%
Had Intercepted	9	21
Punts/Average	74/44.3	81/40.4
Net Punting Avg.	37.3	36.4
Penalties/Yards	100/903	86/716
Fumbles/Ball Lost	22/9	28/14
Touchdowns	41	22
Rushing	15	5
Passing	22	15
Returns	4	2

SCORE BY PERIOD

	Q1	Q2	Q3	Q4	OT	Pts
Steelers	59	148	43	117	9	375
Opponents	49	42	39	102	0	232

PASSING

	Att	Cmp	Yds	Cmp%	TD	Int	Long	Sack/Lost	Rating
Roethlisberger	389	240	3200	61.7%	17	5	56f	32/220	97.0
Batch	49	29	352	59.2%	3	3	46f	4/21	76.2
Dixon	32	22	254	68.8%	0	1	52	5/41	79.4
Lefewick	7	5	42	71.4%	0	0	14	2/7	86.6
Randle El	2	2	42	100.0%	2	0	39f	0/0	158.3
Steelers	479	298	3890	62.2%	22	9	56f	43/289	95.3
Opponents	593	363	3744	61.2%	15	21	67	48/319	73.1

SCORING

	TD	Ru	Pa	Rt	PAT	FG	2Pt	Pts
Mendenhall	13	0	0	0	0/0	0/0	0	78
Reed	0	0	0	0	0/19	15/22	0	64
Suisham	0	0	0	0	0/19	14/15	0	61
Wallace	10	0	10	0	0/0	0/0	0	60
Ward	5	0	5	0	0/0	0/0	0	30
Miller	2	0	2	0	0/0	0/0	0	12
Redman	2	0	2	0	0/0	0/0	0	12
Roethlisberger	2	0	0	0	0/0	0/0	0	12
Sanders	2	0	2	0	0/0	0/0	0	12
Woodley	1	0	0	1	0/0	0/0	0	6
Spaeth	1	0	1	0	0/0	0/0	0	6
Keisel	1	0	0	1	0/0	0/0	0	6
Polamalu	1	0	0	1	0/0	0/0	0	6
Brown	1	0	0	1	0/0	0/0	0	6
Moore	0	0	0	0	0/0	0/0	2	4

Steelers	41	15	22	4	38/38	29/37	2	2375
Opponents	22	5	15	2	18/19	26/30	1	232

Sacks: Harrison 10.5, Woodley 10.0, Farnor 6.0,
Hood 3.0, Keisel 3.0, Timmons 3.0, Gay 2.0,
McFadden 2.0, Worlds 2.0, Eason 1.5, Foote 1.0,
Hampton 1.0, Madison 1.0, Polamalu 1.0, Taylor 1.0

Steelers: 48.0, Opponents: 43.0

2-Pt. Conversions: Steelers 2-2, Opponents: 1-3

RUSHING

	No.	Yds	Avg	Long	TD
Mendenhall	324	1273	3.9	50f	13
Redman	52	247	4.8	23	0
Roethlisberger	34	176	5.2	31	2
Moore	33	99	3.0	18	0
Wallace	5	39	7.8	19	0
Dixon	5	32	6.4	21	0
Batch	7	30	4.3	24	0
Dwyer	9	28	3.1	7	0
Randle El	1	2	2.0	2	0
Ward	1	-2	-2.0	-2	0
Steelers	471	1924	4.1	50f	15
Opponents	333	1004	3.0	24	5

RECEIVING

	No.	Yds	Avg	Long	TD
Wallace	60	1257	21.0	56f	0
Ward	59	755	12.8	43	5
Miller	42	512	12.2	36	2
Sanders	28	376	13.4	35	2
Moore	26	205	7.9	29	0
Mendenhall	23	167	7.3	24	0
Randle El	22	253	11.5	34	0
Brown	16	167	10.4	26	0
Spaeth	9	80	8.9	13	1
Redman	9	72	8.0	16f	2
Johnson	4	45	11.5	25	0
Battle	0	0	0	0	0
Steelers	298	3890	13.1	56f	22
Opponents	363	3744	10.3	67	15

INTERCEPTIONS

	No.	Yds	Avg	Long	TD
Polamalu	7	101	14.4	45f	1
Clark	2	34	17.0	23	0
Harrison	2	2	1.0	2	0
McFadden	2	-3	-1.5	0	0
Taylor	2	9	4.5	9	0
Timmons	2	5	2.5	5	0
Woodley	2	22	11.0	14f	1
Keisel	1	79	79.0	79f	1
Madison	1	-1	-1.0	-1	0
Steelers	21	248	11.8	79f	3
Opponents	9	122	13.6	62	1

PUNTING

	No.	Yds	Avg	Net	TB	In	Lg	B
Sepulveda	56	2550	45.5	39f	8	16	62	0
Kapinos	14	576	41.1	32.3	2	5	59	0
Suisham	3	115	38.3	34.3	0	1	39	0
Roethlisberger	1	35	35.0	15.0	1	0	35	0
Steelers	74	3276	44.3	37.3	11	22	62	0
Opponents	80	3275	40.4	36.4	5	36	67	1

PUNT RETURNS

	Ret	FC	Yds	Avg	Long	TD
Brown	19	1	110	5.8	21	0
Randle El	14	17	56	4.0	15	0
Sanders	4	1	60	15.0	38	0
Steelers	37	19	226	6.1	38	0
Opponents	32	25	294	9.2	38	0

KICKOFF RETURNS

	No.	Yds	Avg	Long	TD
Sanders	25	628	25.1	48	0
Brown	17	397	23.4	89f	1
Redman	4	81	20.3	21	0
Moore	3	47	15.7	17	0
Steelers	49	1153	23.5	89f	1
Opponents	77	1540	20.0	97f	1

FIELD GOALS

	1-19	20-29	30-39	40-49	50+
Reed	2/2	6/7	5/5	0/4	2/4
Suisham	1/1	4/4	1/1	8/9	0/0
Steelers	3/3	10/11	6/6	8/13	2/4
Opponents	1/1	10/10	10/10	5/8	0/1

Steelers: [526,559,366,346,40N]
[366,346,256,276][246][494,45N][1]
[226,396,186][196,51N][256,536,46N]
[226,26N][1][456,466,486,416][456,196]
[236,356,416][426][266,296,41N][416,246]
Opponent: [46N,496,396,236][216][406,246]
[46N,336][396][396,236,226,376,406]
[316,236][51N,45N][316,366][416]
[296,326,496][246][1][256,346][226][196]

2009 FINAL REGULAR-SEASON STATISTICS (Won 9, Lost 7)

MEDIA INFORMATION

FOOTBALL STAFF

2015 PLAYERS

2014 IN REVIEW

STEELERS HISTORY

RECORDS

SCHEDULE

Date	W-L	Score	Opponent	Attendance
9/10	W	13-10/OT	Tennessee	65,110
9/20	L	17-14	at Chicago	62,231
9/27	L	23-20	at Cincinnati	64,538
10/4	W	38-28	San Diego	64,045
10/11	W	28-20	at Detroit	59,333
10/18	W	27-14	Cleveland	64,398
10/25	W	27-17	Minnesota	65,597
11/9	W	28-10	at Denver	76,716
11/15	L	18-12	Cincinnati	65,392
11/22	L	27-24/OT	at Kansas City	70,261
11/29	L	20-17/OT	at Baltimore	71,314
12/6	L	27-24	Oakland	61,820
12/10	L	13-6	at Cleveland	69,009
12/20	W	37-36	Green Bay	57,452
12/27	W	23-20	Baltimore	64,068
1/3	W	30-24	at Miami	70,102

TEAM STATISTICS

	Pittsburgh	Opponent
Total First Downs	331	274
Rushing	96	70
Passing	210	186
Penalty	25	18
3rd Down Made/Att	80/203	96/227
3rd Down Pct.	39.4%	42.3%
4th Down Made/Att	8/12	7/10
4th Down Pct.	66.7%	70.0%
Possession Avg.	32:13	27:47
Total Net Yards	5941	4885
Avg. Per Game	371.3	305.3
Total Plays	1014	967
Avg. Per Play	5.9	5.1
Net Yards Rushing	1793	1438
Avg. Per Game	112.1	89.9
Total Rushes	428	372
Net Yards Passing	4148	3447
Avg. Per Game	259.3	215.4
Sacked/Yards Lost	50/348	47/314
Gross Yards	4496	3761
Attempts/Completions	536/351	548/319
Completion Pct.	65.5%	58.2%
Had Intercepted	14	12
Punts/Average	72/42.7	86/42.8
Net Punting Avg.	37.1	37.8
Penalties/Yards	85/769	102/903
Fumbles/Ball Lost	21/11	21/10
Touchdowns	41	37
Rushing	10	7
Passing	28	22
Returns	3	8

SCORE BY PERIOD

	Q1	Q2	Q3	Q4	OT	Pts
Steelers	81	126	61	97	3	368
Opponents	52	75	56	135	6	324

PASSING

	Att	Cmp	Yds	Cmp%	TD	Int	Long	Sack/Lost	Rating
Roethlisberger	506	337	4328	66.6%	26	12	60t	50/348	100.5
Dixon	26	12	145	46.2%	1	1	33t	0/0	60.6
Batch	2	1	17	50.0%	0	0	17	0/0	79.2
Moore	1	1	6	100.0%	1	0	6t	0/0	131.3
Holmes	1	0	0	0.0%	0	1	0	0/0	0.0
Steelers	536	351	4496	65.5%	28	14	60t	50/348	98.1
Opponents	548	319	3761	58.2%	22	12	83t	47/314	83.5

SCORING

	TD	Ru	Pa	Rt	FAT	FG	2Pt	Pts
Reed	0	0	0	0	41/41	27/31	0	122
Mendenhall	8	7	1	0	0/0	0/0	0	48
Miller	6	0	6	0	0/0	0/0	0	36
Wallace	6	0	6	0	0/0	0/0	0	36
Ward	6	0	6	0	0/0	0/0	0	36
Holmes	5	0	5	0	0/0	0/0	0	30
Moore	2	0	2	0	0/0	0/0	0	12
Roethlisberger	2	2	0	0	0/0	0/0	0	12
Carter	1	0	0	1	0/0	0/0	0	6
Dixon	1	1	0	0	0/0	0/0	0	6
Fox	1	0	0	1	0/0	0/0	0	6
Parker	1	0	1	0	0/0	0/0	0	6
Spaeth	1	0	1	0	0/0	0/0	0	6
Woodley	1	0	0	1	0/0	0/0	0	6
Steelers	41	10	28	3	41/41	27/31	0	368
Opponents	37	7	22	8	32/32	22/29	2	324

Sacks: Woodley 13.5, Harrison 10.0, Timmons 7.0, Keisel 3.0, Farris 3.0, Hampton 2.5, Smith 2.0, Carter 1.0, Gay 1.0, Hood 1.0, Kirschke 1.0, Taylor 1.0
Steelers: 46.0, Opponents: 50.0
2-Pt. Conversions: Steelers 0-0, Opponents: 2-5

RUSHING

	No.	Yds	Avg	Long	TD
Mendenhall	242	1108	4.6	60	7
Parker	98	389	4.0	34	0
Moore	35	118	3.4	15	0
Roethlisberger	40	82	2.1	15	2
Wallace	5	48	9.6	21	0
Dixon	3	27	9.0	24t	1
Davis	2	15	7.5	14	0
Holmes	3	6	2.0	7	0
Steelers	428	1793	4.2	60	10
Opponents	372	1438	3.9	37	7

RECEIVING

	No.	Yds	Avg	Long	TD
Ward	95	1167	12.3	54	6
Holmes	79	1248	15.8	57	5
Miller	76	789	10.4	41	6
Wallace	39	756	19.4	60t	6
Mendenhall	25	261	10.4	26	1
Moore	21	153	7.3	19t	2
Parker	6	64	10.7	27t	1
Spaeth	5	25	5.0	9	1
Johnson	2	9	4.5	5	0
Graham	1	14	14.0	14	0
Sweed	1	5	5.0	5	0
Logan	1	5	5.0	5	0
Steelers	351	4496	12.8	60t	28
Opponents	319	3761	11.8	83t	22

INTERCEPTIONS

	No.	Yds	Avg	Long	TD
Polamalu	3	17	5.7	16	0
Clark	3	0	0.0	0	0
Carter	2	53	26.5	48t	1
Farris	1	19	18.0	18	0
Fox	1	82	82.0	82t	1
Taylor	1	20	20.0	20	0
Townsend	1	-1	-1.0	-1	0
Steelers	12	189	15.8	82t	2
Opponents	14	398	28.4	94	2

PUNTING

	No.	Yds	Avg	Net	TB	In	Lg	B
Sepulveda	72	3074	42.7	37.1	4	29	60	0
Steelers	72	3074	42.7	37.1	4	29	60	0
Opponents	86	3684	42.8	37.8	7	28	63	0

PUNT RETURNS

	Ret	FC	Yds	Avg	Long	TD
Logan	30	15	280	9.3	25	0
Moore	3	9	3	1.0	2	0
Holmes	2	1	6	3.0	3	0
Harrison	1	0	1	1.0	1	0
Steelers	36	25	290	8.1	25	0
Opponents	33	18	325	9.8	55	0

KICKOFF RETURNS

	No.	Yds	Avg	Long	TD
Logan	55	1466	26.7	83	0
Moore	4	44	11.0	13	0
Burnett	3	23	7.7	13	0
Wallace	1	26	26.0	26	0
Davis	1	13	13.0	13	0
Mendenhall	1	8	8.0	8	0
Spaeth	1	1	1.0	1	0
Steelers	66	1581	24.0	83	0
Opponents	74	1795	24.3	98t	4

FIELD GOALS

	1-19	20-29	30-39	40-49	50+
Reed	1/1	7/7	15/16	4/5	0/2
Steelers	1/1	7/7	15/16	4/5	0/2
Opponents	1/1	9/9	4/7	8/9	0/3

Reed: [32G,33G][38N,43N][19G,24G,52N][46G][32G,39G][39G,27G][28G,33G,35G,34G][36G][44G][33G,53N][27G,42G][37G,34G,43G][26G,39G,38G][22G,21G,33G]
Opponents: [37N,31B,45G][44G][34G,52N][46G,46G,49N][18G][40G][51N,23G,32G,32G,43G][27G,22G][24G,56N,29G][48G,43G][29G,29G][34N][27G,35G][25G]

■ Team Record

2008 FINAL REGULAR-SEASON STATISTICS (Won 12, Lost 4)

SCHEDULE

Date	W-L	Score	Opponent	Attendance
9/7	W	38-17	Houston	64,001
9/14	W	10-6	at Cleveland	73,048
9/21	L	15-6	at Philadelphia	69,144
9/29	W	23-20/D	Baltimore	64,038
10/5	W	26-21	at Jacksonville	65,908
10/19	W	38-10	at Cincinnati	65,860
10/26	L	21-14	N.Y. Giants	64,991
11/3	W	23-6	at Washington	90,512
11/9	L	24-20	Indianapolis	64,043
11/16	W	11-10	San Diego	62,051
11/20	W	27-10	Cincinnati	59,854
11/30	W	33-10	at New England	68,756
12/7	W	20-13	Dallas	60,594
12/14	W	13-9	at Baltimore	71,502
12/21	L	31-14	at Tennessee	69,143
12/28	W	31-0	Cleveland	63,553

TEAM STATISTICS

	Pittsburgh	Opponent
Total First Downs	290	240
Rushing	93	73
Passing	179	149
Penalty	18	18
3rd Down: Made/Att	92/224	71/226
3rd Down Pct.	41.1%	31.4%
4th Down: Made/Att	3/12	10/21
4th Down Pct.	25.0%	47.6%
Possession Avg.	31:29	28:31
Total Net Yards	4991	3795
Avg. Per Game	311.9	237.2
Total Plays	1015	974
Avg. Per Play	4.9	3.9
Net Yards Rushing	1690	1284
Avg. Per Game	105.6	80.3
Total Rushes	460	390
Net Yards Passing	3301	2511
Avg. Per Game	206.3	156.9
Sacked/Yards Lost	49/306	51/350
Gross Yards	3607	2961
Attempts/Completions	506/303	533/301
Completion Pct.	59.9%	56.5%
Had Intercepted	15	20
Punts/Average	78/39.8	91/42.5
Net Punting Avg.	35.6	38.5
Penalties/Yards	95/812	91/801
Fumbles/Ball Lost	28/10	22/9
Touchdowns	38	21
Rushing	16	7
Passing	19	12
Returns	3	2

SCORE BY PERIOD

	Q1	Q2	Q3	Q4	OT	Pts
Steelers	47	106	87	104	3	347
Opponents	54	65	29	75	0	223

PASSING

	Att	Cmp	Yds	Cmp%	TD	Int	Long	Sack/Lost	Rating
Roethlisberger	469	281	3301	59.9%	17	15	65t	46/284	80.1
Leftwich	36	21	303	58.3%	2	0	50	3/22	104.3
Dixon	1	1	3	100.0%	0	0	3	0/0	79.2
Steelers	506	303	3607	59.9%	19	15	65t	49/306	81.8
Opponents	533	301	2861	56.5%	12	20	65t	51/350	63.4

SCORING

	TD	Ru	Pa	Rt	PAT	FG	2Pt	Pts
Reed	0	0	0	0	36/37	27/31	0	117
Ward	7	0	7	0	0/0	0/0	0	42
Moore	6	5	1	0	0/0	0/0	0	36
Holmes	5	0	5	0	0/0	0/0	0	30
Parker	5	5	0	0	0/0	0/0	0	30
Russell	3	3	0	0	0/0	0/0	0	18
Washington	3	0	3	0	0/0	0/0	0	18
Miller	3	0	3	0	0/0	0/0	0	18
Roethlisberger	2	0	0	0	0/0	0/0	0	12
Carter	1	0	0	1	0/0	0/0	0	6
Leftwich	1	1	0	0	0/0	0/0	0	6
Woodley	1	0	0	1	0/0	0/0	0	6
Townsend	1	0	0	1	0/0	0/0	0	6
J.Harrison	0	0	0	0	0/0	0/0	0	2
Steelers	38	16	19	3	36/37	27/31	0	347
Opponents	21	7	12	2	21/21	24/27	0	223

Sacks: J. Harrison 16.0, Woodley 11.5, Aa. Smith 5.5, Timmons 5.0, Farrow 3.5, Kirschke 2.0, Foote 1.5, Eason 1.5, Keisel 1.0, Hampton 1.0, Frazier 1.0, McFadden 1.0, Hoke 0.5

Steelers: 51.0, Opponents: 49.0

2-Pt. Conversions: Steelers 0-1, Opponents: 0-0

RUSHING

	No.	Yds	Avg	Long	TD
Parker	210	791	3.8	34t	5
Moore	140	588	4.2	32t	5
Roethlisberger	34	101	3.0	17	2
Russell	28	77	2.8	15	3
Mendenhall	19	58	3.1	12	0
C. Davis	12	35	2.9	11	0
Washington	5	18	3.6	8	0
Holmes	2	9	4.5	10	0
Leftwich	4	7	1.8	8t	1
Davenport	2	5	2.5	3	0
Ward	-1	4	4.0	4	0
Berger	1	0	0.0	0	0
Dixon	2	-3	-1.5	-1	0
Steelers	460	1690	3.7	34t	16
Opponents	390	1284	3.3	41	7

RECEIVING

	No.	Yds	Avg	Long	TD
Ward	81	1043	12.9	49	7
Holmes	55	821	14.9	48	5
Miller	48	514	10.7	22	3
Washington	40	631	15.8	65t	3
Moore	40	320	8.0	25	1
Spaeth	17	136	8.0	13	0
Sweed	6	64	10.7	17	0
C. Davis	5	27	5.4	14	0
McHugh	3	24	8.0	15	0
Parker	-3	13	4.3	5	0
Mendenhall	2	17	8.5	11	0
Baker	1	6	6.0	6	0
Russell	1	-2	-2.0	-2	0
Roethlisberger	1	-7	-7.0	-7	0
Steelers	303	3607	11.9	65t	19
Opponents	301	2861	9.5	65t	12

INTERCEPTIONS

	No.	Yds	Avg	Long	TD
Polamalu	7	59	8.4	23	0
Carter	3	64	21.3	32t	1
Townsend	2	27	13.5	25t	1
McFadden	2	0	0.0	0	0
Timmons	1	89	89.0	89	0
J. Harrison	1	33	33.0	33	0
Gay	1	12	12.0	12	0
Woodley	1	6	6.0	6	0
Clark	1	0	0.0	0	0
Taylor	1	0	0.0	0	0
Steelers	20	290	14.5	89	2
Opponents	15	234	15.6	89t	2

PUNTING

	No.	Yds	Avg	Net	TB	In	Lg	B
Berger	66	2728	41.3	36.4	4	19	61	0
Ernst	12	379	31.6	31.3	0	4	43	0
Steelers	78	3107	39.8	35.6	4	23	61	0
Opponents	90	3858	42.5	38.5	6	28	64	1

PUNT RETURNS

	Ret	FC	Yds	Avg	Long	TD
Holmes	34	7	226	6.6	35	0
Moore	6	12	21	3.5	12	0
Sweed	1	0	0	0.0	0	0
Steelers	41	19	247	6.0	35	0
Opponents	40	17	247	6.2	46	0

KICKOFF RETURNS

	No.	Yds	Avg	Long	TD
Russell	16	371	23.2	43	0
Davenport	10	217	21.7	27	0
Moore	10	185	18.5	24	0
Mendenhall	6	115	19.2	27	0
C. Davis	6	106	17.7	24	0
Carter	1	16	16.0	16	0
Spaeth	1	3	3.0	3	0
Steelers	50	1013	20.3	43	0
Opponents	71	1357	19.1	40	0

FIELD GOALS

	1-19	20-29	30-39	40-49	50+
Reed	1/1	9/9	8/9	8/10	1/2
Steelers	1/1	9/9	8/9	8/10	1/2
Opponents	0/0	11/12	9/9	4/5	0/1
Reed: [44G][48G][37G,53G][49G,19G,46G][38G,23G][21G][35G][42G,24G][51N,21G,41G,32G][37G,38G][20G,25G,20G,40N,45G][45N,24G,41G][31G,30G][33N][22G]					
Opponents: [34G][31G,38G][31G,31G][33G,20G][1][26G][26G,35G,25G,24G][44G,43G][36G][42N,22G][26G][29G,27N][44G,33G][28G,26G,28G][42G][53N]					

2007 FINAL REGULAR-SEASON STATISTICS (Won 10, Lost 6)

MEDIA INFORMATION

FOOTBALL STAFF

2015 PLAYERS

2014 IN REVIEW

STEELERS HISTORY

RECORDS

SCHEDULE

Date	W-L	Score	Opponent	Attendance
9/9	W	34-7	at Cleveland	73,089
9/16	W	26-3	Buffalo	64,307
9/23	W	37-15	San Francisco	64,313
9/30	L	21-14	at Arizona	64,844
10/7	W	21-0	Seattle	64,478
10/21	L	31-28	at Denver	77,038
10/28	W	24-13	at Cincinnati	66,188
11/5	W	38-7	Baltimore	63,457
11/11	W	31-28	Cleveland	64,781
11/18	L	19-16 OT	at NY Jets	77,659
11/26	W	3-0	Miami	57,204
12/2	W	24-10	Cincinnati	58,842
12/9	L	34-13	at New England	68,756
12/16	L	29-22	Jacksonville	58,993
12/20	W	41-24	at St. Louis	65,705
12/30	L	27-21	at Baltimore	71,353

SCORING

	TD	Ru	Pa	Rt	PAT	FG	2Pt	Pts
Reed	0	0	0	0	44/44	23/25	0	113
Holmes	8	0	8	0	0/0	0/0	1	50
Ward	7	0	7	0	0/0	0/0	1	44
Davenport	7	5	2	0	0/0	0/0	0	42
Miller	7	0	7	0	0/0	0/0	0	42
Washington	5	0	5	0	0/0	0/0	0	30
Spaeth	3	0	3	0	0/0	0/0	0	18
Parker	2	2	0	0	0/0	0/0	0	12
Roethlisberger	2	2	0	0	0/0	0/0	0	12
Taylor	1	0	0	1	0/0	0/0	0	6
Wilson	1	0	1	0	0/0	0/0	0	6
Rossum	1	0	0	1	0/0	0/0	0	6
Tuman	1	0	1	0	0/0	0/0	0	6
Keisel	1	0	0	1	0/0	0/0	0	6
Steelers	46	9	34	3	44/44	23/25	2	393
Opponents	31	6	22	3	29/30	18/22	0	269

Sacks: J. Harrison 8.5, Farrior 6.5, Woodley 4.0, Haggans 4.0, Foote 3.0, Aa. Smith 2.5, Kirschke 2.0, Keisel 2.0, Clark 1.0, Taylor 1.0, Hampton 0.5, Hoke 0.5, Carter 0.5
Steelers: 36.0, Opponents: 47.0
 2-Pt. Conversions: **Steelers 2-2, Opponents: 0-1**

TEAM STATISTICS

	Pittsburgh	Opponent
Total First Downs	298	249
Rushing	108	74
Passing	179	158
Penalty	11	17
3rd Down Made/Att	103/220	87/215
3rd Down Pct.	46.8%	40.5%
4th Down Made/Att	7/13	6/19
4th Down Pct.	53.8%	31.6%
Possession Avg.	33:18	26:42
Total Net Yards	5239	4262
Avg. Per Game	327.4	266.4
Total Plays	1000	933
Avg. Per Play	5.2	4.6
Net Yards Rushing	2168	1438
Avg. Per Game	135.5	89.9
Total Rushes	511	361
Net Yards Passing	3071	2824
Avg. Per Game	191.9	176.5
Sacked/Yards Lost	47/347	36/243
Gross Yards	3418	3067
Attempts/Completions	442/282	536/292
Completion Pct.	63.8%	54.5%
Had Intercepted	14	11
Punts/Average	68/42.4	82/43.0
Net Punting Avg.	37.9	38.6
Penalties/Yards	80/651	73/556
Fumbles/Ball Lost	21/8	30/14
Touchdowns	46	31
Rushing	9	6
Passing	34	22
Returns	3	3

SCORE BY PERIOD

	Q1	Q2	Q3	Q4	OT	Pts
Steelers	75	129	68	121	0	393
Opponents	67	78	70	51	3	269

RUSHING

	No.	Yds	Avg	Long	TD
Parker	321	1316	4.1	32	2
Davenport	107	499	4.7	45	5
Roethlisberger	35	204	5.8	30t	2
Davis	17	68	4.0	12	0
Wilson	2	37	18.5	37	0
Russell	7	21	3.0	8	0
Holmes	5	17	3.4	11	0
Ward	3	11	3.7	7	0
Kreider	1	2	2.0	2	0
Washington	1	0	0.0	0	0
Batch	12	-7	-0.6	0	0
Steelers	511	2168	4.2	45	9
Opponents	361	1438	4.0	38	6

RECEIVING

	No.	Yds	Avg	Long	TD
Ward	71	732	10.3	25	7
Holmes	52	942	18.1	83	8
Miller	47	566	12.0	29	7
Washington	29	450	15.5	40	5
Parker	23	164	7.1	22	0
Wilson	18	207	11.5	19	1
Davenport	18	184	10.2	32t	2
Davis	12	49	4.1	10	0
Spaeth	5	34	6.8	13t	3
Reid	4	54	13.5	25	0
Kreider	1	15	15.0	15	0
Haynes	1	12	12.0	12	0
Tuman	1	9	9.0	9t	1
Steelers	282	3418	12.1	83	34
Opponents	292	3067	10.5	63t	22

PASSING

	Att	Cmp	Yds	Cmp%	TD	Int	Long	Sack/Lost	Rating
Roethlisberger	404	264	3154	65.3%	32	11	83	47/347	104.1
Batch	36	17	232	47.2%	2	3	59t	0/0	52.1
Sepulveda	1	1	32	100.0%	0	0	32	0/0	118.8
Parker	1	0	0	0.0%	0	0	0	0/0	39.6
Wilson	0	0	0	0.0%	0	0	0	0/0	0.0
Steelers	442	282	3418	63.8%	34	14	83	47/347	99.9
Opponents	536	292	3067	54.5%	22	11	63t	36/243	76.5

INTERCEPTIONS

	No.	Yds	Avg	Long	TD
Taylor	3	56	18.7	51t	1
An. Smith	2	50	25.0	50	0
Townsend	2	44	22.0	23	0
McFadden	1	50	50.0	50t	1
Harrison	1	20	20.0	20	0
Foote	1	14	14.0	14	0
Farrior	1	0	0.0	0	0
Steelers	11	234	21.3	51t	2
Opponents	14	110	7.9	29	0

PUNTING

	No.	Yds	Avg	Net	TB	In	Lg	B
Sepulveda	68	2880	42.4	37.9	2	28	59	0
Steelers	68	2880	42.4	37.9	2	28	59	0
Opponents	82	3525	43.0	38.6	6	25	66	0

PUNT RETURNS

	Ret	FC	Yds	Avg	Long	TD
Rossum	36	8	232	6.4	49	0
Wilson	2	1	6	3.0	6	0
Gay	1	0	0	0.0	0	0
Steelers	39	9	238	6.1	49	0
Opponents	31	14	266	8.6	73t	1

KICKOFF RETURNS

	No.	Yds	Avg	Long	TD
Rossum	38	885	23.3	98t	1
Davenport	7	123	17.6	29	0
Reid	6	127	21.2	30	0
Eason	1	10	10.0	10	0
Steelers	52	1145	22.0	98t	1
Opponents	73	1647	22.6	100t	1

FIELD GOALS

	1-19	20-29	30-39	40-49	50+
Reed	0/0	9/9	10/10	4/5	0/1
Steelers	0/0	9/9	10/10	4/5	0/1
Opponents	1/1	8/8	5/5	2/4	2/4
Reed: [26G,31G][34G,28G,39G,31G]					
[36G,49G,35G][65N][40G][22G][28G,35G,30G]					
[37G,33G,48G][44N,24G][21G][23G,44G]					
[21G,29G]					
Opponents: [24G][32G,22G,50G][52N][49G]					
[31G,20G][52N][25G,19G,28G,38G][43N,24G]					
[48N,42G,26G][36G][52C][28G,31G]					

* Team Record

2006 FINAL REGULAR-SEASON STATISTICS (Wan 8, Last 8)

SCHEDULE

Date	W-L	Score	Opponent	Attendance
9/7	W	28-17	Miami	64,927
9/18	L	9-0	at Jacksonville	67,164
9/24	L	28-20	Cincinnati	64,922
10/8	L	23-13	at San Diego	67,837
10/15	W	45-7	Kansas City	64,727
10/22	L	41-38/OT	at Atlanta	71,151
10/29	L	20-13	at Oakland	62,835
11/5	L	31-20	Denver	64,661
11/12	W	38-31	New Orleans	61,911
11/19	W	24-20	at Cleveland	73,296
11/26	L	27-0	at Baltimore	70,946
12/3	W	20-3	Tampa Bay	59,843
12/7	W	27-7	Cleveland	55,246
12/17	W	37-3	at Carolina	73,798
12/24	L	31-7	Baltimore	63,224
12/31	W	23-17/OT	at Cincinnati	66,049

TEAM STATISTICS

	Pittsburgh	Opponent
Total First Downs	327	269
Rushing	100	72
Passing	201	176
Penalty	26	21
3rd Down-Made/Att	93/217	86/219
3rd Down Pct.	42.9	39.3
4th Down-Made/Att	10/21	6/12
4th Down Pct.	47.6	50.0
Possession Avg.	31:13	28:47
Total Net Yards	5225	4895
Avg. Per Game	357.8	300.3
Total Plays	1041	976
Avg. Per Play	5.5	4.9
Net Yards Rushing	1992	1412
Avg. Per Game	124.5	88.3
Total Rushes	469	408
Net Yards Passing	3733	3393
Avg. Per Game	233.3	212.1
Sacked/Yards Lost	49/293	39/226
Gross Yards	4026	3619
Att./Completions	523/312	529/319
Completion Pct.	59.7	60.3
Had Intercepted	23	20
Punts/Average	65/41.3	86/43.8
Net Punting Avg.	65/36.7	86/38.0
Penalties/Yards	69/611	104/862
Fumbles/Ball Lost	27/14	16/9
Touchdowns	42	36
Rushing	16	9
Passing	23	21
Returns	3	6

SCORE BY PERIOD

	01	02	03	04	OT	Pts
Steelers	66	107	58	116	6	353
Opponents	49	98	65	100	3	315

PASSING

	Att	Cmp	Yds	Cmp%	TD	Int	Long	Sack/Lost	Rating
Roethlisberger	469	280	3513	59.7	18	23	67t	46/280	75.4
Batch	53	31	492	58.5	5	0	87t	3/13	121.0
Wilson	1	1	21	100.0	0	0	21	0/0	118.8
Steelers	523	312	4026	59.7	23	23	87t	49/293	80.2
Opponents	529	319	3619	60.3	21	20	66t	39/226	78.3

SCORING

	TD	Ru	Pa	Rt	PAT	FG	2Pt	Pts
Reed	0	0	0	0	41/41	20/27	0	101
Parker	16	13	3	0	0/0	0/0	0	96
Ward	6	0	6	0	0/0	0/0	0	35
Miller	5	0	5	0	0/0	0/0	0	30
Washington	4	0	4	0	0/0	0/0	0	24
Holmes	3	0	2	1	0/0	0/0	0	18
Davenport	2	1	0	0	0/0	0/0	0	12
Roethlisberger	2	2	0	0	0/0	0/0	0	12
Porter	1	0	0	1	0/0	0/0	0	6
Tuman	1	0	1	0	0/0	0/0	0	6
Wallace	1	0	0	1	0/0	0/0	0	6
Wilson	1	0	1	0	0/0	0/0	0	6
Steelers	42	16	23	3	41/41	20/27	0	353
Opponents	36	9	21	6	36/36	21/25	0	315

Sacks: Porter 7.0, Haggans 6.0, Keisel 5.5, Aa. Smith 4.5, Fariro 4.0, Foote 4.0, Carter 2.0, Kirschke 2.0, Townsend 2.0, Brown 1.0, Polamalu 1.0
Steelers: 39.0, Opponents: 49.0

2-Pt. Conversions: Steelers 0-0, Opponents: 0-0

RUSHING

	No.	Yds	Avg	Long	TD
Parker	337	1494	4.4	76	13
Davenport	60	221	3.7	48	1
Roethlisberger	32	98	3.1	20	2
Haynes	15	78	5.2	13	0
Ward	2	30	15.0	21	0
Kuhn	2	18	9.0	16	0
Batch	13	15	1.2	12	0
Wilson	2	14	7.0	14	0
Holmes	1	13	13.0	13	0
Washington	3	8	2.7	8	0
Kreider	1	5	5.0	5	0
McFadden	1	-2	-2.0	-2	0
Steelers	469	1992	4.2	76	15
Opponents	408	1412	3.5	72t	9

RECEIVING

	No.	Yds	Avg	Long	TD
Ward	74	975	13.2	70t	6
Holmes	49	824	16.8	67t	2
Wilson	37	504	13.6	38t	1
Washington	35	624	17.8	49t	4
Miller	34	393	11.6	87t	5
Parker	31	222	7.2	25t	3
Haynes	18	95	5.3	16	0
Davenport	15	193	12.9	32	1
Kreider	8	62	7.8	15	0
Tuman	7	73	10.4	21	1
Morey	2	29	14.5	15	0
Young	1	17	17.0	17	0
Kuhn	1	15	15.0	15	0
Steelers	312	4026	12.9	87t	23
Opponents	319	3619	11.3	66t	21

INTERCEPTIONS

	No.	Yds	Avg	Long	TD
Polamalu	3	51	17.0	49	0
McFadden	3	39	13.0	39	0
Porter	2	49	24.5	42	1
An. Smith	2	40	20.0	20	0
Taylor	2	34	17.0	34	0
Townsend	2	6	3.0	6	0
Wallace	1	30	30.0	30t	1
Knewaldt	1	12	12.0	12	0
Foote	1	11	11.0	11	0
Fariro	1	1	1.0	1	0
Haggans	1	0	0.0	0	0
Clark	1	-1	-1.0	-1	0
Steelers	20	272	13.6	49	2
Opponents	23	441	19.2	100t	3

PUNTING

	No.	Yds	Avg	Net	TB	In	Lg	B
Gardocki	65	2687	41.3	36.7	4	11	56	0
Steelers	65	2687	41.3	36.7	4	11	56	0
Opponents	86	3769	43.8	38.0	11	31	67	1

PUNT RETURNS

	Ret	FC	Yds	Avg	Long	TD
Holmes	26	21	264	10.2	65t	1
Colclough	4	0	6	1.5	3	0
Wilson	2	1	4	2.0	3	0
Reid	1	0	11	11.0	11	0
Taylor	1	0	0	0.0	0	0
Steelers	34	22	285	8.4	65t	1
Opponents	38	10	219	5.8	47	0

KICKOFF RETURNS

	No.	Yds	Avg	Long	TD
Davenport	21	448	21.3	40	0
Holmes	18	436	24.2	42	0
Morey	8	202	25.3	76	0
Taylor	4	72	18.0	23	0
Colclough	1	26	26.0	26	0
Kirschke	1	0	0.0	0	0
Reid	1	19	19.0	19	0
Wilson	1	11	11.0	11	0
Steelers	55	1214	22.1	76	0
Opponents	70	1570	22.4	92t	1

FIELD GOALS

	1-19	20-29	30-39	40-49	50+
Reed	1/1	6/7	8/11	4/7	1/1
Steelers	1/1	6/7	8/11	4/7	1/1
Opponents	1/1	8/8	9/11	3/5	0/2
Reed: [44N] [48B, 37G, 36G] [39G, 44G] [32G, 28N] [28G] [29G, 39G] [40N, 46G, 29G] [32G, 35N] [43G] [50G, 32N, 39G] [23G, 35B, 28G] [19G, 45G, 26G] [35G]					
Opponents: [26G] [31G, 32G, 42G] [28G, 33G, 22G] [25G, 52N, 32G] [19G, 41G] [32G] [26G, 32N] [44N, 23G, 35G] [37G, 40G] [27G] [40N] [50N, 37G] [26G] [34G, 39N]					

• Team Record

2005 FINAL REGULAR-SEASON STATISTICS (Won 11, Lost 5)

MEDIA INFORMATION

FOOTBALL STAFF

2015 PLAYERS

2014 IN REVIEW

STEELERS HISTORY

RECORDS

SCHEDULE

Date	W-L	Score	Opponent	Attendance
9/11	W	34-7	Tennessee	62,931
9/18	W	27-7	at Houston	70,742
9/25	L	23-20	New England	64,868
10/10	W	24-22	at San Diego	68,537
10/16	L	23-17/OT	Jacksonville	63,891
10/23	W	27-13	at Cincinnati	66,104
10/31	W	20-19	Baltimore	64,178
11/6	W	20-10	at Green Bay	70,607
11/13	W	34-21	Cleveland	63,491
11/20	L	16-13/OT	at Baltimore	70,601
11/28	L	26-7	at Indianapolis	57,442
12/4	L	38-31	Cincinnati	63,044
12/11	W	21-9	Chicago	61,237
12/18	W	18-3	at Minnesota	64,136
12/24	W	41-0	at Cleveland	73,136
1/1	W	35-21	Detroit	63,794

TEAM STATISTICS

	Pittsburgh	Opponent
Total First Downs	297	275
Rushing	120	75
Passing	144	179
Penalty	33	21
3rd Down: Made/Att	68/192	92/232
3rd Down Pct.	35.4%	39.7%
4th Down: Made/Att	5/12	6/17
4th Down Pct.	41.7%	35.3%
Possession Avg.	31:16	28:44
Total Net Yards	5149	4544
Avg. Per Game	321.8	284.0
Total Plays	960	998
Avg. Per Play	5.4	4.6
Net Yards Rushing	2223	1376
Avg. Per Game	138.9	86.0
Total Rushes	549	402
Net Yards Passing	2926	3168
Avg. Per Game	182.9	198.0
Sacked/Yards Lost	32/178	47/312
Gross Yards	3104	3480
Attempts/Completions	379/228	549/315
Completion Pct.	60.2%	57.4%
Had Intercepted	14	15
Punts/Average	69/41.7	80/43.3
Net Punting Avg.	34.5	34.7
Penalties/Yards	99/876	120/1031
Fumbles/Ball Lost	22/9	30/15
Touchdowns	45	27
Rushing	21	10
Passing	21	15
Returns	3	2

SCORE BY PERIOD

	01	02	03	04	OT	Pts
Steelers	99	121	103	66	0	389
Opponents	78	49	54	68	9	258

PASSING

	Att	Cmp	Yds	Cmp%	TD	Int	Long	Sack/Lost	Rating
Roethlisberger	268	168	2385	62.7%	17	9	85t	23/129	98.6
Maddox	71	34	406	47.9%	2	4	32	8/43	51.7
Batch	36	23	246	63.9%	1	1	43	1/6	81.5
Randle El	3	3	67	100.0%	1	0	51t	0/0	158.3
Gardocki	1	0	0	0.0%	0	0	0	0/0	39.6
Steelers	379	228	3104	60.2%	21	14	85t	32/178	89.4
Opponents	549	315	3480	57.4%	15	15	80t	47/312	74.0

SCORING

	TD	Ru	Pa	Rt	PAT	FG	2Pt	Pts
Reed	0	0	0	0	45/45	24/29	0	117
Ward	11	0	11	0	0/0	0/0	0	66
Bettis	9	9	0	0	0/0	0/0	0	54
Miller	6	6	0	0	0/0	0/0	0	36
Parker	5	4	1	0	0/0	0/0	0	30
Randle El	3	0	1	2	0/0	0/0	0	18
Roethlisberger	3	3	0	0	0/0	0/0	0	18
Haynes	3	3	0	0	0/0	0/0	0	18
Morgan	2	0	2	0	0/0	0/0	0	12
Staley	1	1	0	0	0/0	0/0	0	6
Polamalu	1	0	0	1	0/0	0/0	0	6
Batch	1	1	0	0	0/0	0/0	0	6
Foote	0	0	0	0	0/0	0/0	0	2
Steelers	45	21	21	3	45/45	24/29	0	389
Opponents	27	10	15	2	24/25	24/30	0	258

Sacks: Porter 10.5, Haggans 9.0, Von Delhoffen 3.5, Polamalu 3.0, Townsend 3.0, Foote 3.0, Keisel 3.0, Harrison 3.0, Farris 2.0, A.Smith 2.0, McFadden 1.0, Kirschke 1.0, Carter 1.0, Frazier 1.0, Colclough 1.0.
Steelers: 47.0, Opponents: 32.0
2-Pt. Conversions: Steelers 0-0, Opponents: 0-1

RUSHING

	No.	Yds	Avg	Long	TD
Parker	255	1202	4.7	80t	4
Bettis	110	368	3.3	39	9
Haynes	74	274	3.7	20	3
Staley	38	148	3.9	17	1
Randle El	12	73	6.1	43	0
Roethlisberger	31	69	2.2	13	3
Batch	11	30	2.7	15	1
Maddox	8	26	3.3	16	0
Kreider	3	21	7.0	12	0
Ward	3	10	3.3	7	0
Herron	3	2	0.7	1	0
Wilson	1	0	0.0	0	0
Steelers	549	2223	4.0	80t	21
Opponents	402	1376	3.4	36	10

RECEIVING

	No.	Yds	Avg	Long	TD
Ward	69	975	14.1	85t	11
Miller	39	459	11.8	50	5
Randle El	35	558	15.9	63t	1
Wilson	26	451	17.3	46	0
Parker	18	218	12.1	48	1
Haynes	11	113	10.3	18	0
Morgan	9	150	16.7	31t	2
Kreider	7	43	6.1	9	0
Staley	6	34	5.7	9	0
Bettis	4	40	10.0	16	0
Tuman	3	57	19.0	27	0
Kranchick	1	6	6.0	6	0
Steelers	228	3104	13.6	85t	21
Opponents	315	3480	11.0	80t	15

INTERCEPTIONS

	No.	Yds	Avg	Long	TD
Hope	3	60	20.0	55	0
Polamalu	2	42	21.0	36	0
Townsend	2	26	13.0	26	0
Porter	2	9	4.5	9	0
Harrison	1	25	25.0	25	0
Colclough	1	14	14.0	14	0
Carter	1	3	3.0	3	0
Smith	1	0	0.0	0	0
McFadden	1	0	0.0	0	0
Taylor	1	0	0.0	0	0
Steelers	15	179	11.9	55	0
Opponents	14	194	13.9	41t	1

PUNTING

	No.	Yds	Avg	Net	TB	In	Lg	B
Gardocki	67	2803	41.8	34.7	7	22	65	0
Roethlisberger	2	72	36.0	26.0	1	1	39	0
Steelers	69	2875	41.7	34.5	8	23	65	0
Opponents	80	3463	43.3	34.7	11	19	59	0

PUNT RETURNS

	Ret	FC	Yds	Avg	Long	TD
Randle El	44	12	448	10.2	81t	2
Taylor	1	0	19	19.0	19	0
Iwuoma	1	0	3	3.0	3	0
Harrison	0	1	0	0	0	0
Steelers	46	13	470	10.2	81t	2
Opponents	37	12	336	9.1	36	0

KICKOFF RETURNS

	No.	Yds	Avg	Long	TD
Morgan	23	583	25.3	74	0
Colclough	22	473	21.5	63	0
Taylor	3	59	19.7	24	0
Wilson	3	53	17.7	29	0
Keisel	2	23	11.5	12	0
Randle El	1	16	16.0	16	0
Kreider	1	3	3.0	3	0
Harrison	1	-2	-2.0	-2	0
Steelers	56	1208	21.6	74	0
Opponents	77	1685	21.9	94	0

FIELD GOALS

	1-19	20-29	30-39	40-49	50+
Reed	0/0	9/9	9/9	6/9	0/2
Steelers	0/0	9/9	9/9	6/9	0/2
Opponents	0/0	8/8	5/8	11/13	0/1
Reed: (44G, 27G) (37G, 35G) (33G, 52N, 24G) (40G) (29G, 46N) (27G, 39G) (42G, 32G) (32G, 24G, 51B) (42G, 33G, 44B) (44G, 37G) (41N) (23G) (21G, 41G, 26G) (26G, 31G)					
Opponents: (47N) () (53N, 48G, 35G, 43G) (34G, 32G, 41G) (23G) (30N, 26G, 39G) (22G, 43N, 40G, 49G, 47G), (40G, 31N) (47G, 25G, 44G) (29G, 48G, 44G, 28G) (30G) (29G) (20G, 32B)					

* Team Record

2004 FINAL REGULAR-SEASON STATISTICS (Won 15, Lost 1)

SCHEDULE

Date	W-L	Score	Opponent	Attendance
9/12	W	24-21	Dakland	60,147
9/19	L	30-13	at Baltimore	69,859
9/26	W	13-3	at Miami	72,225
10/3	W	28-17	Cincinnati	62,402
10/10	W	34-23	Cleveland	63,609
10/17	W	24-20	at Dallas	64,162
10/31	W	34-20	New England	64,737
11/7	W	27-3	Philadelphia	64,975
11/14	W	24-10	at Cleveland	73,703
11/21	W	19-14	at Cincinnati	65,780
11/28	W	16-7	Washington	63,707
12/5	W	17-16	at Jacksonville	76,877
12/12	W	17-6	N.Y. Jets	63,581
12/18	W	33-30	at N.Y. Giants	78,836
12/26	W	20-7	Baltimore	64,227
1/2	W	29-24	at Buffalo	73,414

TEAM STATISTICS

	Pittsburgh	Opponent
Total First Downs	310	248
Rushing	134	79
Passing	147	146
Penalty	29	23
3rd Down: Made/Att	94/219	63/193
3rd Down Pct.	42.9	32.6
4th Down: Made/Att	7/12	7/13
4th Down Pct.	58.3	53.8
Possession Avg.	34.00	26.01
Total Net Yards	5184	4134
Avg. Per Game	324.0	258.4
Total Plays	1012	882
Avg. Per Play	5.1	4.7
Net Yards Rushing	2464	1299
Avg. Per Game	154.0	81.2
Total Rushes	618	357
Net Yards Passing	2720	2835
Avg. Per Game	170.0	177.2
Sacked/Yards Lost	36/250	41/225
Gross Yards	2870	3060
Att./Completions	358/228	484/269
Completion Pct.	63.7	55.6
Had Intercepted	13	19
Punts/Average	67/43.0	79/42.7
Net Punting Avg.	67/37.4	79/36.3
Penalties/Yards	99/837	104/875
Fumbles/Ball Lost	20/8	28/13
Touchdowns	41	26
Rushing	16	8
Passing	20	14
Returns	5	4

SCORE BY PERIOD

	Q1	Q2	Q3	Q4	OT	Tot
Steelers	123	90	47	112	0	372
Opponents	79	42	66	64	0	251

PASSING

	Att	Cmp	Yds	Cmp%	TD	Int	Long	Sack/Lost	Rating
Roethlisberger	295	196	2621	66.4	17	11	58	30/213	98.1
Maddox	60	30	329	50.0	1	2	39	6/37	58.3
Bettis	1	1	10	100.0	1	0	10	0/0	147.9
Randle El	1	1	10	100.0	1	0	10	0/0	147.9
St. Pierre	1	0	0	0.0	0	0	0.0	0/0	39.6
Steelers	358	228	2970	63.7	20	13	58	36/250	93.2
Opponents	484	269	3060	55.6	14	19	58	41/225	68.0

SCORING

	TD	Ru	Pa	Rt	Pat	FG	2Pt	Pts
Reed	0	0	0	0	40/40	28/33	0	124
Bettis	13	13	0	0	0/0	0/0	0	78
Burress	5	0	5	0	0/0	0/0	0	30
Ward	5	1	4	0	0/0	0/0	0	30
Randle El	3	0	3	0	0/0	0/0	0	18
Tuman	3	0	3	0	0/0	0/0	0	18
Haynes	2	0	2	0	0/0	0/0	0	12
Riemersma	2	0	2	0	0/0	0/0	0	12
Fariori	1	0	0	1	0/0	0/0	0	6
Harrison	1	0	0	1	0/0	0/0	0	6
Kreider	1	0	1	0	0/0	0/0	0	6
Polamalu	1	0	0	1	0/0	0/0	0	6
Roethlisberger	1	0	0	0	0/0	0/0	0	6
Staley	1	1	0	0	0/0	0/0	0	6
Stuvaints	1	0	0	1	0/0	0/0	0	6
Townsend	1	0	0	1	0/0	0/0	0	6
Steelers	41	16	20	54/40	28/33	1	372	
Opponents	26	8	14	4/24	23/27	0	251	

Sacks: A. Smith 8.0, Porter 7.0, Haggans 6.0, Townsend 4.0, Fariori 3.0, Foote 3.0, Colclough 1.5, Harrison 1.0, Hoke 1.0, Kirschke 1.0, Polamalu 1.0, von Delhoffen 1.0, Williams 1.0, Kriewaldt 0.5, Steelers: 41.0, Opponents: 36.0
2-Pt. Conversions: Steelers: 0-1, Opponents: 1-2

RUSHING

	No.	Yds	Avg	Long	TD
Bettis	250	941	3.8	29	13
Staley	192	830	4.3	38	1
Haynes	55	272	4.9	18	0
Parker	32	186	5.8	58	0
Roethlisberger	56	144	2.6	20	1
Randle El	8	34	4.3	12	0
Ward	7	25	3.6	16	1
Kreider	4	18	4.5	6	0
Maddox	9	15	1.7	10	0
Brown TM	1	2	2.0	2	0
St. Pierre	4	-3	-0.8	-2	0
Steelers	618	2464	4.0	58	16
Opponents	357	1299	3.6	35	8

RECEIVING

	No.	Yds	Avg	Long	TD
Ward	80	1004	12.6	58	4
Randle El	43	601	14.0	39	3
Burress	35	698	19.9	48	5
Haynes	18	142	7.9	26	2
Kreider	10	75	7.5	13	1
Mays	9	137	15.2	46	0
Tuman	9	89	9.9	26	3
Riemersma	7	82	11.7	26	2
Staley	6	55	9.2	21	0
Bettis	6	46	7.7	20	0
Rasby LG	5	52	10.4	13	0
Parker	3	16	5.3	12	0
Cushing	1	17	17.0	17	0
Morey	1	8	8.0	8	0
Steelers	228	2970	13.0	58	20
Opponents	269	3060	11.4	58	14

INTERCEPTIONS

	No.	Yds	Avg	Long	TD
Polamalu	5	58	11.6	26	1
Fariori	4	113	28.3	41	1
Townsend	4	54	13.5	39	1
Hope	1	41	41.0	41	0
Scott	1	23	23.0	23	0
Porter	1	3	3.0	3	0
Foote	1	1	1.0	1	0
Taylor	1	0	0.0	0	0
Williams	1	0	0.0	0	0
Steelers	19	293	15.4	41	3
Opponents	13	190	14.6	51	3

PUNTING

	No.	Yds	Avg	Net	TB	In	Lg	B
Gardocki	67	2829	43.0	37.4	6	24	61	0
Steelers	67	2829	43.0	37.4	6	24	61	0
Opponents	79	3375	42.7	36.3	7	26	63	0

PUNT RETURNS

	Ret	FC	Yds	Avg	Long	TD
Randle El	42	13	347	8.3	60	0
Colclough	1	0	13	13.0	13	0
Haynes	1	0	5	5.0	5	0
Steelers	44	13	365	8.3	60	0
Opponents	34	8	252	7.4	33	0

KICKOFF RETURNS

	No.	Yds	Avg	Long	TD
Colclough	26	566	21.8	48	0
Randle El	21	527	25.1	41	0
Taylor	11	184	16.7	22	0
Cushing	3	45	15.0	20	0
Kirschke	1	13	13.0	13	0
Steelers	62	1335	21.5	48	0
Opponents	74	1595	21.6	91	1

FIELD GOALS

	1-19	20-29	30-39	40-49	50+
Reed	1/1	8/9	12/13	5/8	2/2
Steelers	1/1	8/9	12/13	5/8	2/2
Opponents	0/0	7/8	11/12	5/6	0/1

Reed: [42G][48N][40G,44N,45N,51G][47G,26G][51G][19G,29G][33N,42G,31G][20G,24N][32G][33G,36G,32G][37G][34G][33G,21G,36G,28G][23G,40G][22G,21G,31G,37G,33G]
Opponents: [28G,38G][35G,27G,34G][34G][34G][24G,34G,46G][47G,39G][43G,25G][33G][31G][32N,20G,29G,36G,60N][43G,41G][22G][44N][37G,28N]

• Team Record

2003 FINAL REGULAR-SEASON STATISTICS (Won 6, Lost 10)

MEDIA INFORMATION

FOOTBALL STAFF

2015 PLAYERS

2014 IN REVIEW

STEELERS HISTORY

RECORDS

SCHEDULE

Date	W-L	Score	Opponent	Attendance
9/7	W	34-15	Baltimore	63,157
9/14	L	41-20	at Kansas City	78,416
9/21	W	17-10	at Cincinnati	64,596
9/28	L	30-13	Tennessee	63,244
10/5	L	33-13	Cleveland	64,595
10/12	L	17-14	at Denver	75,974
10/26	L	33-21	St. Louis	62,665
11/2	L	23-16	at Seattle	66,507
11/9	W	28-15	Arizona	59,520
11/17	L	30-14	at San Francisco	67,877
11/23	W	13-6	at Cleveland	73,658
11/30	L	24-20	Cincinnati	58,797
12/7	W	27-7	Dakland	53,079
12/14	L	6-0	at N.Y. Jets	77,900
12/21	W	40-24	San Diego	52,527
12/28	L	13-10	at Baltimore	70,001

TEAM STATISTICS

	Pittsburgh	Opponent
Total First Downs	275	270
Rushing	77	89
Passing	174	155
Penalty	24	26
3rd Down: Made/Att	82/227	71/209
3rd Down Pct.	36.1	34.0
4th Down: Made/Att	11/22	7/16
4th Down Pct.	50.0	43.8
Possession Avg.	30:42	29:18
Total Net Yards	4792	4783
Avg. Per Game	299.5	298.9
Total Plays	1020	968
Avg. Per Play	4.7	4.9
Net Yards Rushing	1488	1741
Avg. Per Game	93.0	109.9
Total Rushes	446	449
Net Yards Passing	3304	3042
Avg. Per Game	206.5	190.1
Sacked/Yards Lost	42/244	35/203
Gross Yards	3548	3245
Att./Completions	532/306	484/294
Completion Pct.	57.5	60.7
Had Intercepted	17	14
Punts/Average	85/41.4	91/40.6
Net Punting Avg.	36.0	32.1
Penalties/Yards	111/1005	96/709
Fumbles/Ball Lost	24/11	24/11
Touchdowns	33	38
Rushing	10	14
Passing	19	20
Returns	4	4

SCORE BY PERIOD

	01	02	03	04	OT	Pts
Steelers	50	94	93	63	0	300
Opponents	61	98	71	94	3	327

PASSING

	Att	Cmp	Yds	Cmp%	TD	Int	Long	Sack/Lost	Rating
Maddox	519	298	3414	57.4	18	17	53	41/242	75.3
Miller	1	1	81	100.0	1	0	81	0/0	158.3
Batch	8	4	47	50.0	0	0	22	1/2	68.2
Randle El	4	3	6	75.0	0	0	9	0/0	77.1
Steelers	532	306	3548	57.5	19	17	81t	42/244	76.4
Opponents	484	294	3245	60.7	20	14	61t	35/203	82.4

SCORING

	TD	Ru	Pa	Rt	PAT	FG	2Pt	Pts
Reed	0	0	0	0	31/32	23/32	0	100
Ward	10	0	10	0	0/0	0/0	0	60
Bettis	7	7	0	0	0/0	0/0	1	44
Burress	4	0	4	0	0/0	0/0	0	24
Randle El	3	0	1	2	0/0	0/0	0	18
Zeroué	2	2	0	0	0/0	0/0	0	12
Bruener	1	0	1	0	0/0	0/0	0	6
Doering	1	0	1	0	0/0	0/0	0	6
Hope	1	0	1	0	0/0	0/0	0	6
Kreider	1	1	0	0	0/0	0/0	0	6
Riemersma	1	0	1	0	0/0	0/0	0	6
Scott	1	0	0	1	0/0	0/0	0	6
Townsend	1	0	1	0	0/0	0/0	0	6
Steelers	33	10	19	4	31/32	23/32	1	300
Opponents	38	14	20	4	32/35	21/24	1	327

Sacks: vonDelhoffen 8.0, Gildon 6.0, Bell 5.0, Porter 5.0, Bailey 2.0, Polamalu 2.0, Smith 2.0, Alexander 1.0, Haggans 1.0, Hampton 1.0, Logan 1.0, Townsend 1.0, Steelers: 35.0, Opponents: 42.0

2-Pt. Conversions: Steelers 1-1, Opponents 1-3

RUSHING

	No.	Yds	Avg	Long	TD
Bettis	246	811	3.3	21	7
Zeroué	132	433	3.3	22	2
Randle El	15	75	5.0	32	0
Haynes	20	63	3.2	15	0
Ward	11	61	5.5	25	0
Kreider	7	29	4.1	9	1
Maddox	13	12	0.9	6	0
Batch	1	11	11.0	11	0
Burress	1	-7	-7.0	-7	0
Steelers	446	1488	3.3	32	10
Opponents	449	1741	3.9	78t	14

RECEIVING

	No.	Yds	Avg	Long	TD
Ward	95	1163	12.2	50	10
Burress	60	860	14.3	47	4
Zeroué	40	310	7.8	29	0
Randle El	37	364	9.8	32t	1
Doering	18	240	13.3	53	1
Bettis	13	86	6.6	16	0
Tuman	12	113	9.4	23	0
Riemersma	10	138	13.8	24	1
Kreider	9	107	11.9	26	0
Haynes	7	57	8.1	13	0
Mays	2	17	8.5	9	0
Bruener	2	12	6.0	11	1
Hope	1	81	81.0	81t	1
Steelers	306	3548	11.6	81t	19
Opponents	294	3245	11.0	61t	20

INTERCEPTIONS

	No.	Yds	Avg	Long	TD
Alexander	4	63	15.8	34	0
Scott	3	50	16.7	26t	1
Townsend	3	24	8.0	25t	1
Bell	1	61	61.0	42	0
Famior	1	9	9.0	9	0
Washington	1	7	7.0	7	0
Gildon	1	1	1.0	1	0
Steelers	14	215	15.4	42	2
Opponents	17	386	22.7	75t	3

PUNTING

	No.	Yds	Avg	Net	TB	In	Lg	B
Miller	84	3518	41.9	36.0	8	27	69	1
Steelers	84	3518	41.9	36.0	8	27	69	1
Opponents	91	3694	40.6	32.1	11	23	61	0

PUNT RETURNS

	Ret	FC	Yds	Avg	Long	TD
Randle El	45	12	542	12.0	84t	2*
Doering	0	0	9	0.0	9	0
Steelers	45	12	551	12.2	84t	2
Opponents	47	12	296	6.3	45	0

KICKOFF RETURNS

	No.	Yds	Avg	Long	TD
Taylor	37	831	22.5	53	0
Randle El	24	466	19.4	34	0
Mays	4	79	19.8	27	0
Kreider	3	29	9.7	15	0
Steelers	68	1405	20.7	53	0
Opponents	66	1359	20.6	100t	1

FIELD GOALS

	1-19	20-29	30-39	40-49	50+
Reed	0/0	9/12	6/7	7/12	1/1
Steelers	0/0	9/12	6/7	7/12	1/1
Opponents	1/1	7/7	5/5	8/9	0/2

Reed: [29G,31G][20G,51G][24WR,33G]
 [26G,23G,30CR][30G,37G][24G,26G]
 [49G,33G,21G][23WL][45WR][45WR,23G,46G]
 [23G,39G][47SH,44G,48SH,40G][43WL,20WL]
 [47G,40G][42G]
 Opponents: [44G][119G,22G][47G]
 [47WL,20G,22G][36G,46G,34G][20G]
 [32G,22G,44G][27G,31G][44G][28G,41G][31G]
 [46G,52SH,51SH,47G]

* Team Record

2002 FINAL REGULAR-SEASON STATISTICS (Won 10, Lost 5, Tied 1)

SCHEDULE

Date	W-L	Score	Opponent	Attendance
9/9	L	30-14	at New England	68,436
9/15	L	30-17	Oakland	62,260
9/29	W	16-13/OT	Cleveland	62,864
10/6	L	32-29	at New Orleans	67,734
10/13	W	34-7	at Cincinnati	63,900
10/21	W	28-10	Indianapolis	62,800
10/27	W	31-18	at Baltimore	69,638
11/3	W	23-20	at Cleveland	73,718
11/10	T	34-34/OT	Atlanta	62,779
11/17	L	31-23	at Tennessee	68,804
11/24	W	29-21	Cincinnati	60,473
12/1	W	25-23	at Jacksonville	55,260
12/8	L	24-6	Houston	58,551
12/15	W	30-14	Carolina	58,586
12/23	W	17-7	at Tampa Bay	65,684
12/29	W	34-31	Baltimore	61,961

TEAM STATISTICS

	Pittsburgh	Opponent
Total First Downs	343	279
Rushing	119	77
Passing	200	178
Penalty	24	24
3rd Down: Made/Att	94/223	98/225
3rd Down Pct.	42.2	43.6
4th Down: Made/Att	14/23	7/13
4th Down Pct.	60.9	53.8
Possession Avg.	32:42	27:13
Total Net Yards	5952	4835
Avg. Per Game	372.0	302.2
Total Plays	1097	982
Avg. Per Play	5.4	4.9
Net Yards Rushing	2120	1375
Avg. Per Game	132.5	85.9
Total Rushes	512	359
Net Yards Passing	3832	3460
Avg. Per Game	239.5	216.3
Sacked/Yards Lost	34/204	50/313
Gross Yards	4036	3773
Att./Completions	551/350	573/336
Completion Pct.	63.5	58.6
Had Intercepted	22	19
Punts/Average	63/41.0	77/40.3
Net Punting Avg.	33.2	35.0
Penalties/Yards	90/712	106/927
Fumbles/Ball Lost	26/14	22/17
Touchdowns	43	41
Rushing	15	16
Passing	26	19
Returns	2	6

SCORE BY PERIOD

	01	02	03	04	OT	Pts
Steelers	113	124	61	89	3	390
Opponents	79	73	86	107	0	345

PASSING

	Att	Cmp	Yds	Cmp%	TD	Int	Long	Sack/Lost	Rating
Maddox	377	234	2836	62.1	20	16	72t	26/148	85.2
Stewart	166	109	1155	65.7	6	6	64t	7/46	82.8
Randle El	8	7	45	87.5	0	0	25	1/10	90.1
Steelers	551	350	4036	63.5	26	22	72t	34/204	84.6
Opponents	573	336	3773	58.6	19	19	64	50/313	75.6

SCORING

	TD	Ru	Pa	Rt	PAT	FG	2Pt	Pts
Ward	12	0	12	0	0/0	0/0	3	78
Peterson	0	0	0	0	25/26	12/21	0	61
Reed	0	0	0	0	10/11	17/19	0	61
Bettis	9	9	0	0	0/0	0/0	0	54
Burrese	7	0	7	0	0/0	0/0	1	44
Zereoue	4	4	0	0	0/0	0/0	0	24
Randle El	3	0	2	1	0/0	0/0	0	18
Mathis	2	0	2	0	0/0	0/0	0	12
Stewart	2	2	0	0	0/0	0/0	0	12
Kreider	1	0	1	0	0/0	0/0	1	8
Tuman	1	0	1	0	0/0	0/0	0	6
Scott	1	0	1	0	0/0	0/0	0	6
Bruener	1	0	1	0	0/0	0/0	0	6
Steelers	43	15	26	2	35/37	29/40	5	390
Opponents	41	16	19	6	37/38	20/26	0	345

Sacks: Porter 9.0, Gildon 9.0, Haggans 6.5, Smith 5.5, Bailey 5.5, Bell 4.0, Flowers 4.0, von Oelhoffen 3.0, Hampton 2.0, Alexander 1.0, Logan 0.5.
Steelers: 50.0, Opponents: 34.0

2-Pt. Conversions: Steelers 5-6, Opponents 1-3

RUSHING

	No.	Yds	Avg	Long	TD
Zereoue	193	762	3.9	42	4
Bettis	187	666	3.6	41t	9
Stewart	43	191	4.4	28t	2
Ward	12	142	11.8	39	0
Randle El	19	134	7.1	24	0
Fuamatu-Ma'afala	23	115	5.0	17	0
Haynes	10	51	5.1	20	0
Maddox	19	43	2.3	21	0
Kreider	6	16	2.7	5	0
Steelers	512	2120	4.1	42	15
Opponents	359	1375	3.8	59t	16

RECEIVING

	No.	Yds	Avg	Long	TD
Ward	112	1329	11.9	72t	12
Burrese	78	1325	17.0	62t	7
Randle El	47	489	10.4	36	2
Zereoue	42	341	8.1	54	0
Mathis	23	218	9.5	22	2
Kreider	18	122	6.8	15	1
Bruener	13	66	5.1	10	1
Bettis	7	57	8.1	15	0
Tuman	4	63	15.8	27	1
Haynes	3	10	3.3	7	0
Fuamatu-Ma'afala	2	12	6.0	6	0
Cushing	1	4	4.0	4	0
Steelers	350	4036	11.5	72t	26
Opponents	336	3773	11.2	64	19

INTERCEPTIONS

	No.	Yds	Avg	Long	TD
Porter	4	153	38.3	84	0
Alexander	4	37	9.3	25	0
Washington	3	51	17.0	28	0
Townsend	3	3	1.0	2	0
Flowers	2	31	15.5	25	0
Scott	2	30	15.0	30t	1
Logan	1	46	46.0	46	1
Steelers	19	351	18.5	84	0
Opponents	22	421	19.1	70t	2

PUNTING

	No.	Yds	Avg	Net	TB	In	Lg
Miller	55	2267	41.2	33.1	5	14	62
Rouen	7	316	45.1	38.7	1	1	55
Steelers	62	2583	41.6	33.2	6	15	62
Opponents	77	3102	40.3	35.0	6	17	63

PUNT RETURNS

	Ret	FC	Yds	Avg	Long	TD
Randle El	42	13	347	8.3	60	0
Colclough	1	0	13	13.0	13	0
Haynes	1	0	5	5.0	5	0
Steelers	44	13	365	8.3	60	0
Opponents	34	8	252	7.4	33	0

KICKOFF RETURNS

	No.	Yds	Avg	Long	TD
Randle El	32	733	22.9	99t	1
Mays	32	671	21.0	35	0
Poteat	5	103	20.6	25	0
Kreider	1	18	18.0	18	0
Bailey	1	12	12.0	12	0
Allred	1	7	7.0	7	0
Steelers	72	1544	21.4	99t	1
Opponents	78	1671	21.4	96t	1

FIELD GOALS

	1-19	20-29	30-39	40-49	50+
I. Peterson	1/1	2/3	6/10	3/7	0/0
J. Reed	0/0	5/5	5/5	6/7	1/2
Steelers	1/1	7/8	11/15	9/14	1/2
Opponents	0/0	7/7	2/3	11/15	0/1

Porter: (39N)[46G][19G,27G,24B,31G][34G,32W,30G][48SH][34G][43C,41WR,28G,42G][34G,40RU,34G,48B][31WR,37WR]
Reed: (33G,51SH,43G,45G)[25G,29G,30G,46G,33G,50G][40G,31G,43SH][36G,41G,23G][26G][23G,48G]
Opponents: (45G,28G,27G)[41G,45G,46W,27G][28G,28G,45SH][40G,48G,31G,48G][46SH][48SH,41G][28G][36G,40G,56B][39WR,43G][43G]

• Team Record

2001 FINAL REGULAR-SEASON STATISTICS [Wan 13, Last 3]

SCHEDULE

Date	W-L	Score	Opponent	Attendance
9/9	L	21-3	at Jacksonville	63,785
9/30	W	20-3	at Buffalo	72,874
10/7	W	16-7	Cincinnati	68,335
10/14	W	20-17	at Kansas City	79,413
10/21	W	17-10	at Tampa Bay	65,588
10/29	W	34-7	Tennessee	63,763
11/4	L	13-10	Baltimore	62,906
11/11	W	15-12/OT	at Cleveland	73,218
11/18	W	20-7	Jacksonville	62,644
11/25	W	34-24	at Tennessee	68,801
12/2	W	21-16	Minnesota	62,661
12/9	W	18-7	NY Jets	62,884
12/16	W	26-21	at Baltimore	69,506
12/23	W	47-14	Detroit	62,809
12/30	L	26-23/OT	at Cincinnati	63,751
1/6	W	28-7	Cleveland	59,189

TEAM STATISTICS

	Pittsburgh	Opponent
Total First Downs	314	254
Rushing	148	70
Passing	150	160
Penalty	16	24
3rd Down: Made/Att	106/232	68/199
3rd Down Pct.	45.7	34.2
4th Down: Made/Att	6/12	4/17
4th Down Pct.	50.0	23.5
Possession Avg.	34:10	25:50
Total Net Yards	5887	4137
Avg. Per Game	367.9	258.6
Total Plays	1065	919
Avg. Per Play	5.5	4.5
Net Yards Rushing	2774	1195
Avg. Per Game	173.4	74.7
Total Rushes	580	339
Net Yards Passing	3113	2942
Avg. Per Game	194.6	183.9
Sacked/Yards Lost	31/182	55/367
Gross Yards	3295	3309
Att./Completions	454/274	525/295
Completion Pct.	60.4	56.2
Had Intercepted	12	16
Punts/Average	63/41.4	87/42.3
Net Punting Avg.	63/34.6	87/36.3
Penalties/Yards	86/737	71/585
Fumbles/Ball Lost	28/9	27/12
Touchdowns	38	26
Rushing	17	5
Passing	16	19
Returns	5	2

SCORE BY PERIOD

	01	02	03	04	OT	Pts
Steelers	60	108	102	79	3	352
Opponents	33	81	13	82	3	212

PASSING

	Att	Cmp	Yds	Cmp%	TD	Int	Long	Sack/Lost	Rating
Stewart	442	266	3109	60.2	14	11	90t	29/125	81.2
Maddox	9	7	154	77.8	1	1	57	1/4	116.2
Bettis	2	1	32	50.0	1	0	32t	0/0	135.4
Ward	1	0	0	0.0	0	0	0	1/3	39.6
Steelers	454	274	3295	60.4	16	12	90t	31/182	83.4
Opponents	525	295	3309	56.2	19	16	80t	55/367	74.5

SCORING

	TD	Ru	Pa	Rt	PAT	FG	2Pt	Pts
Brown	0	0	0	0	34/37	30/44	0	124
Burress	6	0	6	0	0/0	0/0	0	36
Stewart	5	5	0	0	0/0	0/0	0	30
Bettis	4	4	0	0	0/0	0/0	0	24
Fuamatu-Ma'afala	3	1	0	0	0/0	0/0	0	24
Ward	4	0	4	0	0/0	0/0	0	24
Edwards	2	1	0	1	0/0	0/0	0	12
Scott	2	0	0	2	0/0	0/0	0	12
Shaw	2	0	2	0	0/0	0/0	0	12
Zereoue	2	1	1	0	0/0	0/0	0	12
Bowers	1	1	0	0	0/0	0/0	0	6
Cushing	1	0	1	0	0/0	0/0	0	6
Gildon	1	0	0	1	0/0	0/0	0	6
Kreider	1	1	0	0	0/0	0/0	0	6
Maddox	1	1	0	0	0/0	0/0	0	6
Tuman	1	0	1	0	0/0	0/0	0	6
Washington	1	0	0	1	0/0	0/0	0	6
Steelers	38	17	16	5	34/37	30/44	0	352
Opponents	26	5	19	2	23/24	9/20	2	212

Sacks: Gildon 12.0, Bell 9.0, Porter 9.0, A. Smith 8.0, von Delhoffen 4.0, Alexander 2.0, Bailey 2.0, Holmes 2.0, Logan 2.0, Townsend 2.0, Flowers 1.0, Hampton 1.0, Washington 1.0.
 Steelers: 55.0, Opponents: 31.0
 2-Pt. Conversions: Steelers 0-1, Opponents 1-2

RUSHING

	No.	Yds	Avg	Long	TD
Bettis	225	1072	4.8	48	4
Stewart	96	537	5.6	48t	5
Fuamatu-Ma'afala	120	453	3.8	46	3
Zereoue	85	441	5.2	32	1
Bowers	18	84	4.7	21t	1
Ward	10	83	8.3	36	0
Kreider	7	29	4.1	12	1
Edwards	5	28	5.6	12t	1
Witman	5	24	4.8	14	0
Maddox	6	9	1.5	8	1
Martin	1	8	8.0	8	0
Steelers	578	2768	4.8	48t	17
Opponents	339	1195	3.5	36	5

RECEIVING

	No.	Yds	Avg	Long	TD
Ward	94	1003	10.7	34	4
Burress	66	1008	15.3	43	6
Shaw	24	409	17.0	90t	2
Edwards	19	283	14.9	57	0
Fuamatu-Ma'afala	16	127	7.9	54	1
Zereoue	13	154	11.8	62	1
Briener	12	98	8.2	21	0
Bettis	8	48	6.0	16	0
Tuman	7	96	13.7	32t	1
Witman	6	32	5.3	12	0
Cushing	5	24	4.8	9	1
Kreider	2	5	2.5	5	0
Blackwell	1	8	8.0	8	0
Bowers	1	0	0.0	0	0
Steelers	274	3295	12.0	90t	16
Opponents	295	3309	11.2	80t	19

INTERCEPTIONS

	No.	Yds	Avg	Long	TD
Scott	5	204	40.8	62	2
Alexander	4	39	9.8	22	0
Townsend	2	7	3.5	7	0
Washington	2	2	1.0	2	0
Washington	1	15	15.0	15	0
Clancy	1	3	3.0	3	0
Gildon	1	0	0.0	0	0
Steelers	16	270	16.9	62	2
Opponents	12	101	8.4	39	0

PUNTING

	No.	Yds	Avg	Net	TB	In	Lg	B
Miller	59	2505	42.5	38.8	5	23	64	1
K. Brown	3	106	35.3	27.3	0	0	46	0
Steelers	62	2611	42.1	34.6	5	23	64	1
Opponents	87	3677	42.3	36.3	5	28	57	0

PUNT RETURNS

	Ret	FC	Yds	Avg	Long	TD
Poteat	36	14	292	8.1	39	0
Edwards	10	0	83	8.3	28	0
Shaw	4	1	45	11.3	23	0
Steelers	50	15	420	8.4	39	0
Opponents	28	14	334	11.9	62	0

KICKOFF RETURNS

	No.	Yds	Avg	Long	TD
Edwards	20	462	23.1	81	0
Poteat	16	250	15.6	30	0
Jackson	6	125	20.8	25	0
Blackwell	2	36	18.0	20	0
Logan	1	9	9.0	9	0
Shaw	1	2	2.0	2	0
Steelers	46	884	19.2	81	0
Opponents	73	1561	21.4	95t	1

FIELD GOALS

	1-19	20-29	30-39	40-49	50+
K. Brown	0/0	7/7	15/20	6/15	2/2
Steelers	0/0	7/7	15/20	6/15	2/2
Opponents	0/0	3/5	4/6	2/7	0/2

Brown: [41G][33N,30G,52G][26G,42G,48G][42G,55G][35G][48N,42G,27G][38G,41N,33N,48N,35N][31G,27G,37G,37G,45N,32G][48G,28G][39G,47N,37G][40N][26G,33G,40N,44N,38G,20G][22G,33G,32N][48N,37G,38N,31G][38G]

Opponents: [22N][49N,23G][51N][31G][48N][25G,39G][40G][47N][49G][25G,39N][51N][48N][48N][32N,28N,34G,31G]

➤ Team Record

2000 FINAL REGULAR-SEASON STATISTICS (Won 9, Lost 7)

SCHEDULE

Date	W-L	Score	Opponent	Attendance
9/3	L	16-0	Baltimore	55,049
9/17	L	23-20	at Cleveland	73,018
9/24	L	23-20	Tennessee	51,769
10/1	W	24-13	at Jacksonville	64,351
10/8	W	20-3	at N.Y. Jets	78,441
10/15	W	15-0	Cincinnati	54,328
10/22	W	22-0	Cleveland	57,659
10/29	W	9-6	at Baltimore	69,405
11/5	L	9-7	at Tennessee	68,498
11/12	L	26-23/OT	Philadelphia	56,702
11/19	L	34-24	Jacksonville	50,925
11/26	W	48-28	at Cincinnati	63,925
12/3	W	21-20	Oakland	55,511
12/10	L	30-10	at N.Y. Giants	78,164
12/16	W	24-3	Washington	58,183
12/24	W	34-21	at San Diego	50,809

TEAM STATISTICS

	Pittsburgh	Opponent
Total First Downs	283	252
Rushing	124	82
Passing	128	153
Penalty	31	17
3rd Down: Made/Att	86/229	78/222
3rd Down Pct.	37.6	35.1
4th Down: Made/Att	5/10	8/17
4th Down Pct.	50.0	47.1
Possession Avg.	31:27	28:33
Total Net Yards	4766	4713
Avg. Per Game	297.9	294.6
Total Plays	1009	985
Avg. Per Play	4.7	4.8
Net Yards Rushing	2248	1693
Avg. Per Game	140.5	105.8
Total Rushes	527	425
Net Yards Passing	2518	3020
Avg. Per Game	157.4	188.8
Sacked/Yards Lost	43/220	39/229
Gross Yards	2738	3249
Att./Completions	439/217	521/280
Completion Pct.	49.4	53.7
Had Intercepted	10	17
Punts/Average	91/43.3	84/43.3
Net Punting Avg.	91/37.5	84/35.5
Penalties/Yards	81/667	105/876
Fumbles/Ball Lost	25/11	25/18
Touchdowns	35	24
Rushing	19	9
Passing	12	13
Returns	4	2

SCORE BY PERIOD

	Q1	Q2	Q3	Q4	OT	Pts
Steelers	58	99	67	97	0	321
Opponents	67	76	50	59	3	255

PASSING

	Att	Cmp	Yds	Cmp%	TD	Int	Long	Sack/Lost	Rating
Stewart	289	151	1860	52.2	11	8	45t	30/150	73.6
Graham	148	66	878	44.6	1	1	77t	13/70	63.4
Bettis	2	0	0	0.0	0	1	0	0/0	0.0
Steelers	439	217	2738	49.4	12	10	77t	43/220	68.9
Opponents	521	280	3249	53.7	13	17	79	39/229	67.6

SCORING

	TD	Ru	Pa	Rt	PAT	FG	2Pt	Pts
Brown	0	0	0	0	32/33	25/30	0	107
Bettis	8	8	0	0	0/0	0/0	0	48
Stewart	7	7	0	0	0/0	0/0	0	42
Shaw	4	0	4	0	0/0	0/0	0	24
Ward	4	0	4	0	0/0	0/0	0	24
Huntley	3	3	0	0	0/0	0/0	0	18
Bruener	3	0	3	0	0/0	0/0	0	18
Porter	1	0	0	1	0/0	0/0	0	8
Blackwell	1	0	0	1	0/0	0/0	0	6
Fuamatu-Ma'afala	1	0	0	0	0/0	0/0	0	6
Gildon	1	0	0	1	0/0	0/0	0	6
Hawkins	1	0	0	0	0/0	0/0	0	6
Poteat	1	0	0	1	0/0	0/0	0	6
Steelers	35	19	12	4	32/33	25/30	1	321
Opponents	24	9	13	2	24/24	29/34	0	255

Sacks: Gildon 13.5, Porter 10.5, A. Smith 4.0, Townsend 3.5, Alexander 1.5, Battles 1.0, Flowers 1.0, Holmes 1.0, von Delhoffen 1.0, Vrabel 1.0, Steelers: 39.0, Opponents: 43.0
2-Pt. Conversions: Steelers 1-2, Opponents 0-0

RUSHING

	No.	Yds	Avg	Long	TD
Bettis	355	1341	3.8	30	8
Stewart	78	436	5.6	45t	7
Huntley	46	215	4.7	30t	3
Fuamatu-Ma'afala	21	149	7.1	23	1
Ward	4	53	13.3	23	0
Kreider	2	24	12.0	22	0
Zereoue	6	14	2.3	11	0
Graham	8	7	0.9	7	0
Witman	3	5	1.7	2	0
Edwards	3	4	1.3	15	0
Miller	1	0	0.0	0	0
Steelers	527	2248	4.3	45t	19
Opponents	425	1693	4.0	46	9

RECEIVING

	No.	Yds	Avg	Long	TD
Ward	48	672	14.0	77t	4
Shaw	40	672	16.8	45t	4
Burress	22	273	12.4	39	0
Hawkins	19	238	12.5	33	1
Edwards	18	215	11.9	27	0
Bruener	17	192	11.3	30t	3
Bettis	13	97	7.5	25	0
Fuamatu-Ma'afala	11	107	9.7	25	0
Huntley	10	91	9.1	19	0
Kreider	5	42	8.4	14	0
Witman	5	33	6.6	11	0
Cushing	4	17	4.3	5	0
Geason	3	66	22.0	36	0
Blackwell	2	23	11.5	14	0
Steelers	217	2738	12.6	77t	12
Opponents	280	3249	11.6	79	13

INTERCEPTIONS

	No.	Yds	Avg	Long	TD
Washington	5	59	11.8	31	0
Scott	5	49	9.8	33	0
Alexander	3	31	10.3	15	0
Codie	1	14	14.0	14	0
Kirkland	1	1	1.0	1	0
Flowers	1	0	0.0	0	0
Porter	1	0	0.0	0	0
Steelers	17	154	9.1	33	0
Opponents	10	150	15.0	63t	2

PUNTING

	No.	Yds	Avg	Net TB	In	Lg	B
Miller	90	3944	43.8	37.5	8	34	67
Steelers	90	3944	43.8	37.5	8	34	67
Opponents	84	3641	43.3	35.5	8	29	65

PUNT RETURNS

	Ret	FC	Yds	Avg	Long	TD
Poteat	36	7	467	13.0	54	1
Hawkins	4	11	15	3.8	9	0
Shaw	2	1	17	8.5	10	0
Edwards	0	1	0	—	—	0
Steelers	42	20	499	11.9	54	1
Opponents	44	14	371	8.4	27	0

KICKOFF RETURNS

	No.	Yds	Avg	Long	TD
Poteat	24	465	19.4	31	0
Edwards	15	298	19.9	37	0
Blackwell	10	281	28.1	98t	1
Ward	7	186	26.6	57	0
Kreider	1	0	0.0	0	0
Tuman	1	-1	-1.0	-1	0
Steelers	58	1221	21.1	98t	1
Opponents	69	1496	21.7	62	0

FIELD GOALS

	1-19	20-29	30-39	40-49	50+
K. Brown	1/1	8/8	9/10	6/9	1/2
Steelers	1/1	8/8	9/10	6/9	1/2
Opponents	2/2	9/11	6/7	11/13	1/1
Brown	[45N]	[41G,31G]	[32G,32G,50N]	[19G]	[43G,29G]
Steelers	[1/1]	[8/8,28G]	[44G,20G,31G,26G,33G]	[24G]	[38G,52G,40G]
Opponents	[2/2]	[28G]	[32G,28G]	[24G,40G]	[19G,48G]
Opponents	[23G,26G,33G]	[23G,28G,19G]	[24G,40G,40G]	[19G,48G]	[29G,40G]
Opponents	[21G,24N,31G,29G]	[26G,45G,38N,42G,42G]	[36G,33G]	[40G,42G,44N]	[38G,40G,21G]

■ Team Record

1999 FINAL REGULAR-SEASON STATISTICS (Won 6, Lost 10)

SCHEDULE

Date	W-L	Score	Opponent	Attendance
9/12	W	43-0	at Cleveland	73,138
9/19	W	23-20	at Baltimore	68,965
9/26	L	29-10	Seattle	57,881
10/3	L	17-3	Jacksonville	57,308
10/10	L	24-21	at Buffalo	71,038
10/17	W	17-3	at Cincinnati	59,669
10/25	W	13-9	Atlanta	58,141
11/7	W	27-6	at San Francisco	68,657
11/14	L	16-15	Cleveland	58,213
11/21	L	16-10	at Tennessee	66,619
11/28	L	27-20	Cincinnati	50,907
12/2	L	20-6	at Jacksonville	68,806
12/12	L	31-24	Baltimore	46,715
12/18	L	35-19	at Kansas City	78,697
12/26	W	30-20	Carolina	39,428
1/2	L	47-36	Tennessee	48,025

TEAM STATISTICS

	Pittsburgh	Opponent
Total First Downs	295	260
Rushing	111	92
Passing	159	142
Penalty	25	26
3rd Down: Made/Att	90/234	64/203
3rd Down Pct.	38.5	31.5
4th Down: Made/Att	7/24	8/16
4th Down Pct.	29.2	50.0
Possession Avg.	31:28	28:32
Total Net Yards	4874	4884
Avg. Per Game	304.6	305.3
Total Plays	1067	953
Avg. Per Play	4.6	5.1
Net Yards Rushing	1991	1958
Avg. Per Game	124.4	122.4
Total Rushes	495	451
Net Yards Passing	2883	2926
Avg. Per Game	180.2	182.9
Sacked/Yards Lost	37/235	39/241
Gross Yards	3118	3167
Att./Completions	535/301	463/245
Completion Pct.	56.3	52.9
Had Intercepted	18	14
Punts/Average	84/45.2	92/40.6
Net Punting Avg.	91/37.5	84/35.5
Penalties/Yards	119/945	101/813
Fumbles/Ball Lost	19/7	29/14
Touchdowns	35	36
Rushing	14	10
Passing	19	20
Returns	2	6

SCORE BY PERIOD

	Q1	Q2	Q3	Q4	OT	Pts
Steelers	102	72	60	83	0	317
Opponents	100	102	59	59	0	320

PASSING

	Att	Cmp	Yds	Cmp%	TD	Int	Long	Sack/Lost	Rating
Stewart	275	160	1464	58.2	6	10	42	22/131	64.9
Tomczak	258	139	1625	53.9	12	8	49	15/104	75.8
Bettis	1	1	21	100.0	1	0	21	0/0	159.3
Gonzalez	1	1	8	100.0	0	0	8	0/0	100.0
Steelers	535	301	3118	56.3	19	18	49	37/235	71.1
Opponents	463	245	3167	52.9	20	14	88	40/247	76.5

SCORING

	TD	Ru	Pa	Rt	PAT	FG	2Pt	Pts
Brown	0	0	0	0	30/31	25/29	0	105
Huntley	8	5	3	0	0/0	0/0	0	48
Ward	7	0	7	0	0/0	0/0	1	44
Bettis	7	0	0	0	0/0	0/0	0	44
Edwards	5	0	5	0	0/0	0/0	0	30
Shaw	3	0	3	0	0/0	0/0	0	18
Stewart	3	2	1	0	0/0	0/0	0	18
Davis	1	0	0	1	0/0	0/0	0	6
Porter	1	0	0	1	0/0	0/0	0	6
Steelers	35	14	19	2	30/31	25/29	1	317
Opponents	36	10	20	6	34/35	20/26	5	320

Sacks: Gildon 8.5, Emmons 6.0, Flowers 5.0, Roje 4.5, Oldham 3.0, Steed 3.0, Kirkland 2.0, Porter 2.0, Vrabel 2.0, L. Brown 1.0, Henry 1.0, Shields 1.0.
Steelers: 39.0, Opponents: 37.0
2-Pt. Conversions: Steelers 1-4, Opponents 0-1

RUSHING

	No.	Yds	Avg	Long	TD
Bettis	299	1091	3.6	35	7
Huntley	93	567	6.1	52	5
Stewart	56	258	4.6	21	2
Zereoue	18	48	2.7	8	0
Tomczak	16	19	1.2	17	0
Witman	6	18	3.0	7	0
Fuamatu-Ma'afala	1	4	4.0	4	0
Ward	2	-2	-1.0	3	0
Gonzalez	2	-3	-1.5	-1	0
Miller	2	-9	-4.5	0	0
Steelers	495	1991	4.0	52	14
Opponents	451	1958	4.3	82	10

RECEIVING

	No.	Yds	Avg	Long	TD
Edwards	61	714	11.7	41	5
Ward	61	638	10.5	42	7
Hawkins	30	285	9.5	23	0
Shaw	28	387	13.8	49	3
Huntley	27	253	9.4	25	3
Bettis	21	110	5.2	17	0
Blackwell	20	186	9.3	26	0
Bruener	18	176	9.8	29	0
Witman	12	106	8.8	38	0
Stewart	9	113	12.6	28	1
Lyons	8	81	10.1	25	0
Cline	4	45	11.3	30	0
Cushing	2	29	14.5	22	0
Johnson	2	23	11.5	18	0
Zereoue	2	17	8.5	14	0
Steelers	301	3118	10.4	49	19
Opponents	245	3167	12.9	88	20

INTERCEPTIONS

	No.	Yds	Avg	Long	TD
Shields	4	75	18.8	25	0
Washington	4	1	0.3	1	0
Kirkland	1	23	23.0	23	0
Emmons	1	22	22.0	22	0
Scott	1	16	16.0	16	0
Oldham	1	9	9.0	9	0
Roje	1	2	2.0	2	0
Davis	1	1	1.0	1	0
Steelers	14	149	10.6	25	0
Opponents	18	304	16.9	58	3

PUNTING

	No.	Yds	Avg	Net	TB	In	Lg	B
Miller	84	3795	45.2	38.1	10	27	75	0
Steelers	84	3795	45.2	38.1	10	27	75	0
Opponents	92	3737	40.6	34.3	10	32	78	0

PUNT RETURNS

	Ret	FC	Yds	Avg	Long	TD
Edwards	25	4	234	9.4	48	0
Hawkins	11	6	49	4.5	14	0
Shaw	4	3	53	13.3	17	0
Blackwell	1	1	39	39.0	39	0
Ward	1	0	2	2.0	2	0
Steelers	42	14	377	9.0	48	0
Opponents	39	13	392	10.1	94	1

KICKOFF RETURNS

	No.	Yds	Avg	Long	TD
Huntley	15	336	22.4	41	0
Blackwell	14	282	20.1	37	0
Edwards	13	234	18.0	44	0
Zereoue	7	169	24.1	35	0
Lyons	3	42	14.0	17	0
Cline LG	2	8	4.0	8	0
Cline TM	2	8	4.0	8	0
Fuamatu-Ma'afala	1	9	9.0	9	0
Vrabel	1	6	6.0	6	0
Ward	1	24	24.0	24	0
Steelers	57	1,110	19.5	44	0
Opponents	67	1,209	18.0	75	0

FIELD GOALS

	1-19	20-29	30-39	40-49	50+
K. Brown	2/2	5/5	9/10	8/11	1/1
Steelers	2/2	5/5	9/10	8/11	1/1
Opponents	2/2	8/9	4/6	5/8	1/1

K. Brown: [196,286,196][326,286,366][336]
[486][436][516,256][286,386,311]
[416,326,476][44N,246][356,336][406,386]
[316,46N][426,498,476][466]
Opponents: [456,286][456,516,416,266,30N,
386][276,416][296,36N][376,41N][47N][196,
206,49N][396][296]

1998 FINAL REGULAR-SEASON STATISTICS (Wan 7, Last 9)

SCHEDULE

Date	W-L	Score	Opponent	Attendance
9/6	W	20-13	at Baltimore	68,847
9/13	W	17-12	Chicago	59,084
9/20	L	21-0	at Miami	73,948
9/27	W	13-10	Seattle	58,413
10/11	L	25-20	at Cincinnati	59,979
10/18	W	16-6	Baltimore	58,620
10/26	W	20-13	at Kansas City	79,431
11/1	L	41-31	Tennessee	58,222
11/9	W	27-20	Green Bay	60,507
11/15	L	23-14	at Tennessee	41,104
11/22	W	30-15	Jacksonville	59,124
11/26	L	19-16 OT	at Detroit	78,139
12/6	L	23-9	New England	58,632
12/13	L	16-3	at Tampa Bay	65,335
12/20	L	25-24	Cincinnati	52,017
12/28	L	21-3	at Jacksonville	74,143

TEAM STATISTICS

	Pittsburgh	Opponent
Total First Downs	268	266
Rushing	106	88
Passing	135	155
Penalty	27	23
3rd Down: Made/Att	87/224	89/236
3rd Down Pct.	38.8	37.7
4th Down: Made/Att	3/15	8/18
4th Down Pct.	20.0	44.4
Possession Avg.	30:20	29:40
Total Net Yards	4586	4963
Avg. Per Game	286.6	310.2
Total Plays	1014	1002
Avg. Per Play	4.5	5.0
Net Yards Rushing	2034	1642
Avg. Per Game	127.1	102.6
Total Rushes	490	479
Net Yards Passing	2552	3321
Avg. Per Game	159.5	207.6
Sacked/Yards Lost	35/229	41/238
Gross Yards	2781	3559
Att./Completions	489/274	482/268
Completion Pct.	56.0	55.6
Had Intercepted	20	16
Punts/Average	82/43.5	76/45.8
Net Punting Avg.	82/36.8	76/38.9
Penalties/Yards	79/591	106/854
Fumbles/Ball Lost	18/12	28/13
Touchdowns	26	30
Rushing	8	8
Passing	13	17
Returns	5	5

SCORE BY PERIOD

	Q1	Q2	Q3	Q4	OT	Pts
Steelers	40	86	70	67	0	263
Opponents	24	112	63	101	3	303

PASSING

	Att	Cmp	Yds	Cmp%	TD	Int	Long	Sack/Lost	Rating
Stewart	458	252	2560	55.0	11	18	55t	33/211	62.9
Tomczak	30	21	204	70.0	2	42	2	2/18	83.2
Ward	1	1	17	100.0	0	0	17	0/0	118.8
Steelers	489	274	2781	56.0	13	20	55t	35/229	64.3
Opponents	482	268	3559	55.6	17	16	86t	41/238	77.1

SCORING

	TD	Ru	Pa	Rt	PAT	FG	2Pt	Pts
N. Johnson	0	0	0	0	21/21	26/31	0	99
C. Johnson	7	0	7	0	0/0	0/0	2	46
Bettis	3	3	0	0	0/0	0/0	0	18
Fuamatu-Ma'afala	3	2	1	0	0/0	0/0	0	18
Bruener	2	0	2	0	0/0	0/0	0	12
Stewart	2	2	0	0	0/0	0/0	0	12
Washington	2	0	0	2	0/0	0/0	0	12
Blackwell	1	0	1	0	0/0	0/0	0	6
Coleman	1	0	1	0	0/0	0/0	0	6
Hawkins	1	0	1	0	0/0	0/0	0	6
Huntley	1	1	0	0	0/0	0/0	0	6
Lake	1	0	0	1	0/0	0/0	0	6
McAfee	1	0	0	1	0/0	0/0	0	6
Oldham	1	0	0	1	0/0	0/0	0	6
George	0	0	0	0	2/2	0/1	0	2
Steelers	26	8	13	5	23/23	26/32	3	263
Opponents	30	8	17	5	23/24	32/41	0	303

Sacks: Gildon 11.0, Henry 4.0, Emmons 3.5, Harrison 3.5, Roje 3.5, D. Jones 3.0, Kirkland 2.5, Vrabel 2.5, Gibson 2.0, Holmes 1.5, Flowers 1.0, Lake 1.0, Steed 1.0, Oldham 0.5, Perry 0.5, **Steelers: 41.0, Opponents: 35.0**
2-Pt. Conversions: **Steelers 3-3, Opponents 2-6**

Rushing

	No.	Yds	Avg	Long	TD
Bettis	316	1185	3.8	42	3
Stewart	81	406	5.0	56	2
Huntley	55	242	4.4	48	1
McAfee	18	111	6.2	14	0
Hawkins	10	41	4.1	14	0
Fuamatu-Ma'afala	7	30	4.3	10t	2
Ward	1	13	13.0	13	0
C. Johnson	1	4	4.0	4	0
Wiltman	1	2	2.0	2	0
Steelers	490	2034	4.2	56	8
Opponents	479	1642	3.4	37t	8

RECEIVING

	No.	Yds	Avg	Long	TD
Hawkins	66	751	11.4	53	1
C. Johnson	65	815	12.5	55t	7
Blackwell	32	297	9.3	24t	1
Bruener	19	157	8.3	20	2
Bettis	16	90	5.6	26	0
Ward	15	246	16.4	45	0
Wiltman	13	74	5.7	15	0
Dunn	9	87	9.7	24	0
Fuamatu-Ma'afala	9	84	9.3	26t	1
Lester	9	46	5.1	9	0
McAfee	9	27	3.0	11	0
Coleman	4	49	12.3	13t	1
Lyons	3	19	6.3	11	0
Huntley	3	18	6.0	7	0
Stewart	1	17	17.0	17	0
Bishop	1	4	4.0	4	0
Steelers	274	2781	10.1	55t	13
Opponents	268	3559	13.3	86t	17

INTERCEPTIONS

	No.	Yds	Avg	Long	TD
Washington	5	178	35.6	78t	2
Lake	4	33	8.3	27	1
Perry	2	69	34.5	-40	0
Holmes	1	36	36.0	36	0
Oldham	1	14	14.0	14	0
Emmons	1	2	2.0	2	0
Flowers	1	2	2.0	2	0
Kirkland	1	1	1.0	1	0
Steelers	16	335	20.9	78t	3
Opponents	20	169	8.5	33	2

PUNTING

	No.	Yds	Avg	Net	TB	In	Lg	B
Miller	81	3530	43.6	36.8	12	34	73	0
Stewart	1	35.0	35.0	35.0	0	1	35	0
Steelers	82	3565	43.5	36.8	12	35	73	0
Opponents	76	3482	45.8	38.9	13	22	71	1

PUNT RETURNS

	Ret	FC	Yds	Avg	Long	TD
Hawkins	15	8	175	11.7	47	0
Coleman	10	3	53	5.3	12	0
Arnold	4	1	19	4.8	8	0
Blackwell	4	4	22	5.5	13	0
Steelers	33	16	269	8.2	47	0
Opponents	30	18	310	10.3	46	0

KICKOFF RETURNS

	No.	Yds	Avg	Long	TD
Dunn	21	525	25.0	44	0
Blackwell	20	382	19.1	43	0
Huntley	6	119	19.8	26	0
Arnold	3	78	26.0	31	0
Lyons	2	-4	-2.0	6	0
Gibson	1	9	9.0	9	0
McAfee	1	10	10.0	25	0
Roje	1	0	0.0	0	0
Steelers	55	1112	20.2	44	0
Opponents	64	1212	18.9	53	0

FIELD GOALS

	1-19	20-29	30-39	40-49	50+
N. Johnson	0/0	10/10	5/5	11/14	0/2
George	0/0	0/0	0/1	0/0	0/0
Steelers	0/0	10/10	5/6	11/14	0/2
Opponents	1/1	9/9	9/10	12/17	1/4
N. Johnson:	[27G,49G]	[49G]	[47B]	[33G,42N,25G]	[40G,40G]
George:	[41G,42G,40G]	[34G,22G]	[52N]	[45G,21G]	[38G,29G,41G]
Opponents:	[30G,38G,25G]	[49G,26G,43G]	[27G]	[22G]	[47N,24G]
George:	[36R]				
Opponents:	[41G,42N,42N,45N,25G]	[19G,36G]	[47G,52N]	[44G,48G]	[41G,40G]
	[20G,28G]	[43G,32G]	[51N,42G,37G]	[46G,24G,22G]	[45G,51G,43N,35G,42G]
	[21G,29G,35G]	[39G,37G,33B,21G]	[33G,37G,43G,53N,46N,21G]		

1997 FINAL REGULAR-SEASON STATISTICS (Won 11, Lost 5)

MEDIA INFORMATION

FOOTBALL STAFF

2015 PLAYERS

2014 IN REVIEW

STEELERS HISTORY

RECORDS

SCHEDULE

Date	W-L	Score	Opponent	Attendance
8/31	L	3-7	Dallas	60,396
9/7	W	14-13	Washington	58,059
9/22	L	30-21	at Jacksonville	73,016
9/28	W	37-24	Tennessee	57,507
10/5	W	42-34	at Baltimore	64,421
10/12	W	24-22	Indianapolis	57,925
10/19	W	26-10	at Cincinnati	60,020
10/26	W	23-17/OT	Jacksonville	57,011
11/3	L	13-10	at Kansas City	78,301
11/9	W	37-0	Baltimore	56,669
11/16	W	20-3	Cincinnati	55,226
11/23	L	23-20	at Philadelphia	67,166
11/30	W	26-20/OT	at Arizona	66,341
12/7	W	35-24	Denver	59,739
12/13	W	24-21/OT	at New England	60,013
12/21	L	16-6	at Tennessee	50,677

SCORING

	TD	Ru	Pa	Rt	PAT	FG	2Pt	Pts
N. Johnson	0	0	0	0	40/40	22/25	0	106
Stewart	11	11	0	0	0/0	0/0	0	66
Bettis	9	7	2	0	0/0	0/0	0	54
Thigpen	7	0	7	0	0/0	0/0	1	44
Bruener	6	0	6	0	0/0	0/0	0	36
Hawkins	3	0	3	0	0/0	0/0	0	18
Blackwell	2	0	1	1	0/0	0/0	0	12
C. Johnson	2	0	2	0	0/0	0/0	0	12
Jones	2	1	1	0	0/0	0/0	0	12
Gildon	1	0	0	1	0/0	0/0	0	6
Lake	1	0	0	1	0/0	0/0	0	6
Steelers	44	19	22	3	40/40	22/25	1	372
Opponents	31	5	24	2	28/28	29/35	1	307

Sacks: Lake 5.0, Gildon 5.0, Kirkland 5.0, Henry 4.5, Conley 4.0, Harrison 4.0, Holmes 4.0, Oldham 4.0, Lloyd 3.5, Bell 1.5, Vrabel 1.5, Fuller 1.0, Gibson 1.0, Perry 1.0, Roje 1.0, Steed 1.0, Steers: 48.0, Opponents: 20.0

2-Pt. Conversions: Steelers 1-2, Opponents 2-3

INTERCEPTIONS

	No.	Yds	Avg	Long	TD
Woolford	4	91	22.8	34	0
Perry	4	77	19.3	42	0
Lake	3	16	5.3	11	0
Diddam	2	16	8.0	8	0
Kirkland	2	14	7.0	11	0
Scott	2	-4	-2.0	0	0
Henry	1	36	36.0	36	0
Bell	1	10	10.0	7	0
Conley	1	-3	-3.0	3	0
Steelers	20	253	12.7	42	0
Opponents	19	270	14.2	43	0

PUNTING

	No.	Yds	Avg	Net	TB	In	Lg	B
Miller	64	2729	42.6	35.0	11	17	72	0
Steelers	64	2729	42.6	35.0	11	17	72	0
Opponents	66	2804	42.5	37.9	4	17	59	0

PUNT RETURNS

	Ret	FC	Yds	Avg	Long	TD
Blackwell	23	6	149	6.5	15	0
Coleman	5	2	5	1.0	5	0
Hawkins	4	2	68	17.0	30	0
Steelers	32	10	222	6.9	30	0
Opponents	23	6	271	11.8	38	0

KICKOFF RETURNS

	No.	Yds	Avg	Long	TD
Blackwell	32	791	24.7	97t	1
Coleman	24	487	20.3	28	0
Adams	10	215	21.5	31	0
Vrabel	1	0	0.0	0	0
Witman	1	10	10.0	10	0
Steelers	67	1493	22.3	97t	1
Opponents	74	1556	21.0	97t	1

FIELD GOALS

	1-9	20-29	30-39	40-49	50+
N. Johnson	1/1	6/6	8/8	6/8	1/2
Steelers	1/1	6/6	8/8	6/8	1/2
Opponents	1/1	13/14	11/12	3/6	1/2

N. Johnson: [40B] [46N,48G,25G,44G] [23G] [43G,32G] [19G] [27G] [52G,22G,39G] [34G,25G] [46G,40G] [40G,39G] [51N] [36G,34G,31G] [23G,36G]

Opponents: [53G,24G,28G] [37G,28G] [29N,20G,45G,38N,27G] [43N,37G,47G,28G] [34G] [37G,27G,35G,42N] [33G] [20G] [35G,44G] [25G] [23G,35G,25G] [32G,19G,46N] [35G,53N] [34G,29G,26G]

SCORE BY PERIOD

	Q1	Q2	Q3	Q4	OT	Pts
Steelers	67	98	86	106	15	372
Opponents	69	106	65	67	0	307

RUSHING

	No.	Yds	Avg	Long	TD
Bettis	375	1665	4.4	34	7
Stewart	88	476	5.4	74t	11
Jones	72	235	3.3	32	1
McAfee	13	41	3.2	9	0
Hawkins	5	17	3.4	11	0
Blackwell	2	14	7.0	11	0
Tomczak	7	13	1.9	17	0
Witman	5	11	2.2	4	0
Lester	2	9	4.5	6	0
Thigpen	1	3	3.0	3	0
Marsh	1	2	2.0	2	0
Miller	1	-7	-7.0	-7	0
Steelers	572	2479	4.3	74t	19
Opponents	403	1318	3.3	42	5

RECEIVING

	No.	Yds	Avg	Long	TD
Thigpen	79	1398	17.7	69t	7
C. Johnson	46	568	12.3	49	2
Hawkins	45	555	12.3	44t	3
Bruener	18	117	6.5	18t	6
Jones	16	96	6.0	25	1
Bettis	15	110	7.3	19t	2
Blackwell	12	168	14.0	46	1
Lester	10	51	5.1	14	0
Lyons	4	29	7.3	13	0
McAfee	2	44	22.0	30	0
Marsh	2	14	7.0	8	0
Adams	1	39	39.0	39	0
Sadowski	1	12	12.0	12	0
Botkin	1	11	11.0	11	0
Witman	1	3	3.0	3	0
Steelers	253	3215	12.7	69t	22
Opponents	295	3681	12.5	55	24

PASSING

	Att	Cmp	Yds	Cmp%	TD	Int	Long	Sack/Lost	Rating
Stewart	440	236	3020	53.6	21	17	69t	20/152	75.2
Tomczak	24	16	185	66.7	1	2	28t	0/0	68.9
Quinn	2	1	10	50.0	0	0	10	0/0	64.6
Steelers	466	253	3215	54.3	22	19	69t	20/152	74.8
Opponents	554	295	3681	53.2	24	20	55	48/294	73.5

1996 FINAL REGULAR-SEASON STATISTICS (Won 10, Lost 6)

SCHEDULE

Date	W-L	Score	Opponent	Attendance
9/1	L	24-9	at Jacksonville	70,210
9/8	W	31-17	Baltimore	57,241
9/16	W	24-6	Buffalo	59,002
9/29	W	30-16	Houston	58,608
10/7	W	17-7	at Kansas City	79,189
10/13	W	20-10	Cincinnati	58,875
10/20	L	23-13	at Houston	50,337
10/27	W	20-17	at Atlanta	58,760
11/3	W	42-6	St. Louis	58,148
11/10	L	34-24	at Cincinnati	57,265
11/17	W	28-3	Jacksonville	58,879
11/25	W	24-17	at Miami	73,489
12/1	L	31-17	at Baltimore	51,822
12/9	W	16-3	San Diego	56,368
12/15	L	25-15	San Francisco	59,823
12/22	L	18-14	at Carolina	72,217

TEAM STATISTICS

	Pittsburgh	Opponent
Total First Downs	296	286
Rushing	138	80
Passing	146	174
Penalty	12	32
3rd Down: Made/Att	84/208	77/213
3rd Down Pct.	40.4	36.2
4th Down: Made/Att	4/10	4/11
4th Down Pct.	40.0	36.4
Possession Avg.	30:08	29:52
Total Net Yards	5140	4362
Avg. Per Game	321.3	272.6
Total Plays	1002	1009
Avg. Per Play	5.1	4.3
Net Yards Rushing	2299	1415
Avg. Per Game	143.7	88.4
Total Rushes	525	411
Net Yards Passing	2841	2947
Avg. Per Game	177.6	184.2
Sacked/Yards Lost	21/149	51/369
Gross Yards	2990	3316
Att./Completions	456/246	547/322
Completion Pct.	53.9	58.9
Had Intercepted	19	23
Punts/Average	72/40.7	86/43.8
Net Punting Avg.	72/33.7	86/38.1
Penalties/Yards	84/655	97/746
Fumbles/Ball Lost	27/14	28/17
Touchdowns	39	27
Rushing	18	7
Passing	15	17
Returns	6	3

SCORE BY PERIOD

	Q1	Q2	Q3	Q4	OT	Pts
Steelers	84	115	92	53	0	344
Opponents	67	85	42	63	0	257

PASSING

	Att	Cmp	Yds	Cmp%	TD	Int	Long	Sack/Lost	Rating
Tomczak	401	222	2767	55.4	15	17	70t	16/105	71.8
Stewart	30	11	100	36.7	0	2	15	3/37	18.8
Miller	25	13	123	52.0	0	0	17	2/7	65.9
Steelers	456	246	2990	53.9	15	19	70t	21/149	68.0
Opponents	547	322	3316	58.9	17	23	53	51/369	69.2

SCORING

N.	J.	R.	P.	Rt	PAT	FG	2Pt	Pts
N. Johnson	0	0	0	0	0	37/37	23/30	0 106
Bettis	11	11	0	0	0/0	0/0	0	66
Stewart	8	5	3	0	0/0	0/0	0	48
Hastings	6	0	6	0	0/0	0/0	0	36
C. Johnson	3	0	3	0	0/0	0/0	1	20
Lake	2	0	0	2	0/0	0/0	0	12
Pegram	2	1	0	1	0/0	0/0	0	12
Thigpen	1	0	0	1	0/0	0/0	0	12
Woodson	2	0	0	2	0/0	0/0	0	12
Lester	1	1	0	0	0/0	0/0	0	6
Mills	1	0	1	0	0/0	0/0	0	6
Perry	1	0	0	1	0/0	0/0	0	6
Bruener	0	0	0	0	0/0	0/0	1	2
Steelers	39	18	15	6	37/37	23/30	2	344
Opponents	27	7	17	3	26/26	21/26	3	257

Sacks: Brown 13.0, Gildon 7.0, Kirkland 4.0, Buckner 3.0, Gibson 2.5, Emmons 2.5, Lake 2.0, Bell 2.0, Ravotti 2.0, Oldham 2.0, Henry 1.5, Perry 1.0, Williams 1.0, Woodson 1.0, Johnson 1.0, Jones 1.0, Holmes 1.0, Lloyd 1.0, Raybon 1.0, Olsavsky 0.5, TM 1.0.

Steelers: 51.0, Opponents: 21.0

2-Pt. Conversions: Steelers 2-2, Opponents 0-1

RUSHING

	No.	Yds	Avg	Long	TD
Bettis	320	1431	4.5	50t	11
Pegram	97	509	5.2	27	1
Stewart	39	171	4.4	80t	5
Hastings	4	71	17.8	37	0
Witman	17	69	4.1	15	0
Mills	2	24	12.0	15	0
Lester	8	20	2.5	5t	1
McAfee	7	17	2.4	5	0
Richardson	5	17	3.4	8	0
Arnold	1	-3	-3.0	-3	0
Miller	2	-4	-2.0	0	0
Tomczak	22	-7	-0.3	6	0
Edge	1	-16	-16.0	-16	0
Steelers	525	2299	4.4	80t	18
Opponents	411	1415	3.4	33t	7

RECEIVING

	No.	Yds	Avg	Long	TD
Hastings	72	739	10.3	38	6
C. Johnson	60	1008	16.8	70t	3
Bettis	22	122	5.5	16	0
Stewart	17	293	17.2	48	3
Pegram	17	112	6.6	14	0
Thigpen	12	244	20.3	39	2
Bruener	12	141	11.8	36	0
Mills	7	92	13.1	22	1
Lester	7	70	10.0	19	0
Arnold	6	76	12.7	26	0
McAfee	5	21	4.2	9	0
Botkin	4	36	9.0	17	0
Witman	2	15	7.5	11	0
Hayes	2	14	7.0	7	0
Holliday	1	7	7.0	7	0
Steelers	246	2990	12.2	70t	15
Opponents	322	3316	10.3	53	17

INTERCEPTIONS

	No.	Yds	Avg	Long	TD
Woodson	6	121	20.2	43t	1
Perry	5	115	23.0	28	1
Kirkland	4	12	3.0	6	0
Brown	2	20	10.0	16	0
Figures	2	13	6.5	13	0
Lake	1	47	47.0	47t	1
Olsavsky	1	5	5.0	5	0
Williams	1	1	1.0	1	0
Fuller	1	0	0.0	0	0
Steelers	23	334	14.5	47t	3
Opponents	19	234	12.3	61t	2

PUNTING

	No.	Yds	Avg	Net	TB	In	Lg	B
Miller	55	2256	41.0	33.6	8	18	61	0
Edge	17	675	39.7	34.1	3	7	48	0
Steelers	72	2931	40.7	33.7	11	25	61	0
Opponents	86	3771	43.8	38.1	12	25	64	0

PUNT RETURNS

	Ret	FC	Yds	Avg	Long	TD
Hastings	37	12	242	6.5	33	0
Arnold	2	0	6	3.0	5	0
Jones	1	0	-3	-3.0	-3	0
Steelers	40	12	250	6.3	33	0
Opponents	32	15	284	8.9	46	0

KICKOFF RETURNS

	No.	Yds	Avg	Long	TD
Arnold	19	425	22.4	30	0
Pegram	17	413	24.6	91t	1
Mills	8	146	18.3	27	0
Johnson	6	111	18.5	31	0
Hastings	1	42	42.0	42	0
Perry	1	8	8.0	8	0
Witman	1	20	20.0	20	0
Steelers	53	1171	22.1	91t	1
Opponents	69	1509	21.9	90t	1

FIELD GOALS

	1-19	20-29	30-39	40-49	50+											
N. Johnson	0/0	10/12	8/10	5/7	0/1											
Steelers	0/0	10/12	8/10	5/7	0/1											
Opponents	1/1	7/7	6/7	6/9	1/2											
Johnson	[486,296,236]	[356]	[306,378,248]	[336,366,366]	[216,326,288,436]	[336,226]	[266,388,296]	[276,206]	[466,426]	[516]	[476,478]	[226]	[496,396,216]			
Opponents	[526]	[296]	[316,456]	[478]	[438]	[196]	[226,326,486]	[416]	[256,276]	[326,346]	[406]	[566,416,488]	[406]	[256]	[396,226]	[356,306,296]

MEDIA INFORMATION

FOOTBALL STAFF

2015 PLAYERS

2014 IN REVIEW

STEELERS HISTORY

RECORDS

1995 FINAL REGULAR-SEASON STATISTICS (Won 11, Lost 5)

MEDIA INFORMATION

FOOTBALL STAFF

2015 PLAYERS

2014 IN REVIEW

STEELERS HISTORY

RECORDS

SCHEDULE

Date	W-L	Score	Opponent	Attendance
9/3	W	23-20	Detroit	58,002
9/10	W	34-17	at Houston	44,122
9/14	L	23-10	at Miami	72,874
9/18	L	44-24	Minnesota	57,853
10/1	W	31-16	San Diego	57,012
10/8	L	20-16	at Jacksonville	72,042
10/19	L	27-9	Cincinnati	56,684
10/29	W	24-7	Jacksonville	54,516
11/5	W	37-34 OT	at Chicago	61,838
11/13	W	20-3	Cleveland	58,675
11/19	W	49-31	at Cincinnati	54,636
11/26	W	20-17	at Cleveland	67,269
12/2	W	21-7	Houston	56,013
12/10	W	29-10	at Oakland	53,516
12/16	W	41-27	New England	57,158
12/24	L	24-19	at Green Bay	60,649

SCORING

	TD	Ru	Pa	Rt	PAT	FG	2Pt	Pts
N. Johnson	0	0	0	0	39/39	34/41	0	141*
Morris	9	9	0	0	0/0	0/0	0	54
Mills	8	0	8	0	0/0	0/0	0	48
Pegram	6	5	1	0	0/0	0/0	0	38
Thigpen	5	0	5	0	0/0	0/0	1	30
Bruener	3	0	3	0	0/0	0/0	0	18
Dldham	1	0	1	1	0/0	0/0	0	12
Stewart	2	1	1	0	0/0	0/0	0	12
Avery	1	0	1	0	0/0	0/0	0	6
Buckner	1	0	0	1	0/0	0/0	0	6
Lake	1	0	0	1	0/0	0/0	0	6
Lester	1	1	0	0	0/0	0/0	0	6
Mays	1	0	0	1	0/0	0/0	0	6
McAfee	1	1	0	0	0/0	0/0	0	6
Dldham	1	0	0	1	0/0	0/0	0	6
J. Williams	1	0	1	0	0/0	0/0	0	6
W. Williams	1	0	0	1	0/0	0/0	0	6
Steelers	44	17	21	6	39/39	34/41	1	407
Opponents	37	9	24	4	34/34	23/25	0	327

INTERCEPTIONS

	No.	Yds	Avg	Long	TD
W. Williams	7	122	17.4	63t	1
Perry	4	71	17.8	26	0
Lloyd	3	85	28.3	52	0
Mays	2	35	17.5	32t	1
Bell	2	4	2.0	4	0
Lake	1	32	32.0	32t	1
Dldham	1	12	12.0	12	0
Greene	1	0	0.0	0	0
Seals	1	0	0.0	0	0
Steelers	22	361	16.4	63t	3
Opponents	21	185	8.8	60t	3

PUNTING

	No.	Yds	Avg	Net	TB	In	Lg	B
Stark	59	2368	40.1	33.3	11	20	64	0
Steelers	59	2368	40.1	33.3	11	20	64	0
Opponents	85	3682	43.3	36.3	6	19	66	0

PUNT RETURNS

	Ret	FC	Yds	Avg	Long	TD
Hastings	48	8	474	9.9	72t	1
Steelers	48	8	474	9.9	72t	1
Opponents	22	9	186	8.5	16	0

KICKOFF RETURNS

	No.	Yds	Avg	Long	TD
Mills	54	1305	24.2	57	0
McAfee	5	56	11.2	25	0
Pegram	4	85	21.3	28	0
Bruener	2	19	9.5	10	0
Johnson	2	47	23.5	40	0
Gibson	1	10	10.0	10	0
T. Greene	1	7	7.0	7	0
Steelers	69	1530	22.2	57	0
Opponents	88	1544	17.5	62	0

FIELD GOALS

	1-19	20-29	30-39	40-49	50+
N. Johnson	1/1	10/10	14/16	8/13	1/1
Steelers	1/1	10/10	14/16	8/13	1/1
Opponents	0/0	8/8	7/7	7/8	1/2

N. Johnson: [39G,45N,47G,31G][42G,40G][40G]
 [45N,47N,32G,35G][25G][41G,19G,22G][39N,
 36N,25G,28G,38G][36G][40G,46G,24G]
 [48N,38N,34G][50G,26G][33G,27G]
 [41G,35G,32G,20G,22G][43N,32G,32G][33G,25G]
 Opponents: [43G,36G][43G][37G,39G,52N,21G]
 [33G,43G,40G][28G][53G,32G][31G,23G][40G,
 27G,44N][29G][27G][44G][39G][23G,22G][47G]

* Team Record

TEAM STATISTICS

	Pittsburgh	Opponent
Total First Downs	344	272
Rushing	117	67
Passing	193	181
Penalty	34	24
3rd Down: Made/Att	97/230	68/202
3rd Down Pct.	42.2	33.7
4th Down: Made/Att	11/20	8/13
4th Down Pct.	55.0	61.5
Possession Avg.	32:36	27:24
Total Net Yards	5769	4561
Avg. Per Game	360.6	285.1
Total Plays	1110	943
Avg. Per Play	5.2	4.8
Net Yards Rushing	1852	1321
Avg. Per Game	115.8	82.6
Total Rushes	494	370
Net Yards Passing	3917	3240
Avg. Per Game	244.8	202.5
Sacked/Yards Lost	24/176	42/272
Gross Yards	4093	3512
Att./Completions	592/348	531/314
Completion Pct.	58.8	59.1
Had Intercepted	21	22
Punts/Average	59/40.1	85/43.3
Net Punting Avg.	59/33.3	85/36.3
Penalties/Yards	109/839	101/931
Fumbles/Ball Lost	24/13	30/12
Touchdowns	44	37
Rushing	17	9
Passing	21	24
Returns	6	4

SCORE BY PERIOD

	01	02	03	04	OT	Pts
Steelers	72	137	60	135	3	407
Opponents	33	124	109	61	0	327

RUSHING

	No.	Yds	Avg	Long	TD
Pegram	213	813	3.8	38	5
Morris	148	559	3.8	30t	9
McAfee	39	158	4.0	22t	1
J. Williams	29	110	3.8	31	0
Stewart	15	86	5.7	22t	1
O'Donnell	24	45	1.9	14	0
Mills	5	39	7.8	20	0
Tomczak	11	25	2.3	11	0
Hastings	1	14	14.0	14	0
Lester	5	9	1.8	3	1
Avery	1	3	3.0	3	0
Miller	1	2	2.0	2	0
Thigpen	1	1	1.0	1	0
C. Johnson	1	-10	-10.0	-10	0
Steelers	494	1852	3.7	38	17
Opponents	370	1321	3.6	58t	9

RECEIVING

	No.	Yds	Avg	Long	TD
Thigpen	85	1307	15.4	43	5
Hastings	48	502	10.5	36	1
Mills	39	679	17.4	62t	8
C. Johnson	38	432	11.4	33	0
Bruener	26	238	9.2	29	3
Pegram	26	206	7.9	22	1
J. Williams	24	127	5.3	20	1
McAfee	15	86	5.9	18	0
Stewart	14	235	16.8	71t	1
Hayes	11	113	10.3	32	0
Avery	11	82	7.5	18t	1
Morris	8	36	4.5	13	0
Baines	3	48	16.0	25	0
Steelers	348	4093	11.8	71t	21
Opponents	314	3512	11.2	76t	24

PASSING

	Att	Cmp	Yds	Cmp%	TD	Int	Long	Sack/Lost	Rating
O'Donnell	416	246	2970	59.1	17	7	71t	15/126	87.7
Tomczak	113	65	666	57.5	1	9	29	6/42	44.3
Miller	56	32	397	57.1	2	5	42t	2/8	53.9
Stewart	7	5	60	71.4	1	0	32	0/0	136.9
Steelers	592	348	4093	58.8	21	21	71t	24/176	76.9
Opponents	531	314	3512	59.1	24	22	76t	42/272	76.7

1994 FINAL REGULAR-SEASON STATISTICS (Wan 12, Last 4)

SCHEDULE

Date	W-L	Score	Opponent	Attendance
9/4	L	26-9	Dallas	55,049
9/11	W	17-10	at Cleveland	73,018
9/18	W	31-21	Indianapolis	51,769
9/25	L	30-13	at Seattle	64,351
10/3	W	30-14	Houston	78,441
10/16	W	14-10	Cincinnati	54,328
10/23	W	10-6	at NY Giants	57,659
10/30	L	20-17/OT	at Arizona	69,405
11/6	W	12-9/OT	at Houston	68,498
11/14	W	23-10	Buffalo	56,702
11/20	W	16-13/OT	Miami	50,925
11/27	W	21-3	at L.A. Raiders	63,925
12/4	W	38-15	at Cincinnati	55,811
12/11	W	14-3	Philadelphia	78,164
12/19	W	17-7	Cleveland	58,183
12/24	L	37-34	at San Diego	50,809

TEAM STATISTICS

	Pittsburgh	Opponent
Total First Downs	307	262
Rushing	138	76
Passing	148	156
Penalty	21	30
3rd Down: Made/Att	89/228	72/225
3rd Down Pct.	39.0	32.0
4th Down: Made/Att	4/10	11/19
4th Down Pct.	40.0	57.9
Possession Avg.	31:58	28:02
Total Net Yards	5144	4326
Avg. Per Game	321.5	270.4
Total Plays	1048	1008
Avg. Per Play	4.9	4.3
Net Yards Rushing	2180	1452
Avg. Per Game	136.3	90.8
Total Rushes	546	421
Net Yards Passing	2964	2874
Avg. Per Game	185.3	179.6
Sacked/Yards Lost	39/283	55/382
Gross Yards	3247	3256
Att./Completions	463/266	532/280
Completion Pct.	57.5	52.6
Had Intercepted	9	17
Punts/Average	97/39.7	97/42.2
Net Punting Avg.	97/35.7	97/37.0
Penalties/Yards	119/974	91/763
Fumbles/Ball Lost	18/8	31/14
Touchdowns	35	23
Rushing	15	7
Passing	17	12
Returns	3	4

SCORE BY PERIOD

	Q1	Q2	Q3	Q4	OT	Pts
Steelers	64	106	20	120	6	316
Opponents	50	86	31	64	3	234

PASSING

	Att	Cmp	Yds	Cmp%	TD	Int	Long	Sack/Lost	Rating
O'Donnell	370	212	2443	57.3	13	9	60t	35/250	78.9
Tomczak	93	54	804	58.1	4	0	84t	4/33	100.8
Steelers	463	266	3247	57.5	17	9	84t	39/283	83.3
Opponents	532	280	3256	52.6	12	17	76t	55/382	65.6

SCORING

	TD	Ru	Pa	Rt	PAT	FG	2Pt	Pts
Anderson	0	0	0	0	32/32	24/29	0	104
Morris	7	7	0	0	0/0	0/0	0	42
Foster	5	5	0	0	0/0	0/0	0	30
Green	4	0	4	0	0/0	0/0	0	24
Thigpen	4	0	4	0	0/0	0/0	0	24
Johnson	3	0	3	0	0/0	0/0	0	18
J. Williams	3	1	2	0	0/0	0/0	0	18
Hastings	2	0	2	0	0/0	0/0	0	12
McAfee (LG)	2	2	0	0	0/0	0/0	0	12
McAfee (TM)	1	1	0	0	0/0	0/0	0	6
Woodson	2	0	2	0	0/0	0/0	0	12
Hayes	1	0	1	0	0/0	0/0	0	6
Mills	1	0	1	0	0/0	0/0	0	6
O'Donnell	1	1	0	0	0/0	0/0	0	6
G. Williams	1	0	1	0	0/0	0/0	0	6
Stone	0	0	0	0	0/0	0/0	1	2
Steelers	35	15	17	3	32/32	24/29	1	316
Opponents	23	7	12	4	22/22	24/29	0	234

Sacks: Greene 14.0, Lloyd 10.0, Brown B.S., Seals 7.0, Kirkland 3.0, Woodson 3.0, Buckner 2.0, Gildon 2.0, Steed 2.0, Williams 1.5, Figures 1.0, Lake 1.0.
Steelers: 55.0, Opponents: 39.0

2-Pt. Conversions: Steelers 1-3, Opponents 1-1

RUSHING

	No.	Yds	Avg	Long	TD
Foster	216	851	3.9	29t	5
Morris	198	836	4.2	20	7
J. Williams	68	317	4.7	23	1
O'Donnell	31	80	2.6	18	1
McAfee (LG)	19	51	2.8	13	2
McAfee (TM)	16	56	3.50	13	1
Tomczak	4	22	5.5	13	0
Mills	3	18	6.0	17	0
Stone	2	7	3.5	4	0
Avery	2	4	2.0	5	0
Anderson	1	3	3.0	3	0
Johnson	4	-1	-0.2	7	0
Royals	1	-13	-13.0	-13	0
Steelers	546	2180	4.0	29t	15
Opponents	421	1452	3.4	46	7

RECEIVING

	No.	Yds	Avg	Long	TD
J. Williams	51	378	7.4	23	2
Green	46	618	13.4	46	4
Johnson	38	577	15.2	84t	3
Thigpen	36	546	15.2	60t	4
Morris	22	204	9.3	49	0
Hastings	20	281	14.1	46	2
Foster	20	124	6.2	27	0
Mills	19	384	20.2	43	1
Stone	7	81	11.6	25	0
Hayes	5	50	10.0	17	1
McAfee (LG)	1	4	4.0	4	0
Avery	1	2	2.0	2	0
Keith	1	2	2.0	2	0
Steelers	266	3247	12.2	84t	17
Opponents	280	3249	11.6	76t	12

INTERCEPTIONS

	No.	Yds	Avg	Long	TD
Perry	7	112	16.0	42	0
Woodson	4	109	27.3	37t	2
Kirkland	2	0	0.0	0	0
Brown	1	9	9.0	9	0
Lloyd	1	8	8.0	8	0
Lake	1	2	2.0	2	0
G. Jones	1	0	0.0	0	0
Steelers	17	240	14.1	42	2
Opponents	9	106	11.8	35t	1

PUNTING

	No.	Yds	Avg	Net	TB	In	Lg	B
Royals	97	3849	39.7	35.7	6	35	64	0
Steelers	97	3849	39.7	35.7	6	35	64	0
Opponents	97	4096	42.2	37.0	4	31	59	0

PUNT RETURNS

	Ret	FC	Yds	Avg	Long	TD
Woodson	39	9	319	8.2	42	0
Johnson	15	7	90	6.0	15	0
Hastings	2	0	15	7.5	12	0
Steelers	56	16	424	7.6	42	0
Opponents	39	23	263	6.7	19	0

KICKOFF RETURNS

	No.	Yds	Avg	Long	TD
Johnson	16	345	21.6	71	0
Woodson	15	365	24.3	54	0
Stone	11	182	16.5	31	0
McAfee (LG)	7	113	16.1	29	0
Morris	4	114	28.5	45	0
Thigpen	5	121	24.2	31	0
Brown	4	114	28.5	45	0
Mills	2	6	3.0	6	0
Zgonina	2	8	4.0	8	0
Steelers	55	1141	20.7	71	0
Opponents	68	1530	22.5	95t	2

FIELD GOALS

	1-19	20-29	30-39	40-49	50+
Anderson	1/1	7/8	8/9	7/9	1/2
Steelers	1/1	7/8	8/9	7/9	1/2
Opponents	1/1	4/5	10/13	7/8	2/2
Anderson:	[41G][46N,25G][46G][31G,38G][42G,25G,22G][29G][23G][50G,39G,37G,40G][39G,39G,30G][19G,48G,39G][49N,54N,27N][41G][49G,32N][28G,28G]				
Opponents:	[40G,31G,21G,32G][23G,32N][1][31G,40G,31G][48N][47G][19G,49G][20G,26N,51G][32G,49G,36G][52G,32B][34G,36N,48G][32G][21G][37G,40G,32G]				

1993 FINAL REGULAR-SEASON STATISTICS (WON 9, LOST 7)

SCHEDULE

Date	W-L	Score	Opponent	Attendance
9/5	L	24-13	San Francisco	57,502
9/12	L	27-0	at L.A. Rams	50,588
9/19	W	34-7	Cincinnati	53,682
9/27	W	45-17	at Atlanta	65,477
10/10	W	16-3	San Diego	55,264
10/17	W	37-14	New Orleans	56,056
10/24	L	28-23	at Cleveland	78,118
11/7	W	24-16	at Cincinnati	51,202
11/15	W	23-0	Buffalo	60,265
11/21	L	37-13	at Denver	74,840
11/28	L	23-3	at Houston	61,238
12/5	W	17-14	New England	51,358
12/13	W	21-20	at Miami	70,232
12/19	L	26-17	Houston	57,592
12/26	L	16-6	at Seattle	51,814
1/2	W	16-9	Cleveland	49,208

TEAM STATISTICS

	Pittsburgh	Opponent
Total First Downs	307	267
Rushing	116	74
Passing	180	163
Penalty	11	30
3rd Down Made/Att	92/235	68/201
3rd Down Pct.	39.1	33.8
Total Net Yards	5235	4531
Avg. Per Game	327.2	283.2
Total Plays	1079	962
Avg. Per Play	4.9	4.7
Net Yards Rushing	2003	1368
Avg. Per Game	125.2	85.5
Total Rushes	491	399
Net Yards Passing	3232	3163
Avg. Per Game	202.2	197.7
Sacked/Yards Lost	48/374	42/277
Gross Yards	3606	3440
Att./Completions	540/299	521/277
Completion Pct.	55.4	53.2
Had Intercepted	12	24
Punts/Average	89/42.5	82/43.9
Net Punting Avg.	89/34.2	82/38.1
Penalties/Yards	100/861	77/652
Fumbles/Ball Lost	28/15	37/14
Touchdowns	32	30
Rushing	13	6
Passing	16	16
Returns	3	8

SCORE BY PERIOD

	Q1	Q2	Q3	Q4	OT	Pts
Steelers	38	110	79	81	0	308
Opponents	75	102	40	64	0	281

PASSING

	Att	Cmp	Yds	Cmp%	TD	Int	Long	Sack/Lost	Rating
O'Donnell	486	270	3208	55.6	14	7	71t	41/331	79.5
Tomczak	54	29	398	53.7	2	5	39t	7/43	51.3
Steelers	540	299	3606	55.4	16	12	71t	48/374	76.7
Opponents	521	277	3440	53.2	16	24	66t	42/277	64.9

SCORING

	TD	Ru	Pa	Rt	PAT	FG	2Pt	Pts
Anderson	0	0	0	0	32/32	28/30	0	116
Foster	9	8	1	0	0/0	0/0	0	54
Green	5	0	5	0	0/0	0/0	0	30
Hoge	5	1	4	0	0/0	0/0	0	30
Stone	3	1	2	0	0/0	0/0	0	18
Thigpen	3	0	3	0	0/0	0/0	0	18
Thompson	3	3	0	0	0/0	0/0	0	18
Davidson	1	0	0	1	0/0	0/0	0	6
Kirkland	1	0	0	1	0/0	0/0	0	6
Mills	1	0	1	0	0/0	0/0	0	6
Woodson	1	0	0	1	0/0	0/0	0	6
Steelers	32	13	16	3	32/32	28/30	0	308
Opponents	30	6	16	8	29/30	24/29	0	281

Sacks: Greene 12.5, Evans 6.5, Lloyd 6.0, Lake 5.0, Brown 3.0, Davidson 2.5, Woodson 2.0, Steed 1.5, Kirkland 1.0, G. Williams 1.0, Henry 1.0, Steelers: 42.0, Opponents: 48.0

2-Pt. Conversions: Steelers 0-0, Opponents 0-0

RUSHING

	No.	Yds	Avg	Long	TD
Thompson	205	763	3.7	36	3
Foster	177	711	4.0	38	8
Hoge	51	249	4.9	30	1
Stone	12	121	10.1	38t	1
O'Donnell	26	111	4.3	27	0
Worley	10	33	3.3	8	0
Mills	3	12	4.0	19	0
Cuthbert	1	7	7.0	7	0
Woodson	1	0	0.0	0	0
Tomczak	5	-4	-0.8	2	0
Steelers	491	2003	4.1	38t	13
Opponents	399	1368	3.4	37	6

RECEIVING

	No.	Yds	Avg	Long	TD
Green	63	942	15.0	71t	5
Stone	41	587	14.3	44	2
Graham	38	579	15.2	51	0
Thompson	38	259	6.8	28	0
Hoge	33	247	7.5	18	4
Mills	29	386	13.3	30	1
Foster	27	217	8.0	21	1
Thigpen	9	154	17.1	39t	3
Cooper	9	112	12.4	38	0
Davenport	4	51	12.8	19	0
Hastings	3	44	14.7	18	0
Worley	3	13	4.3	9	0
Jordan	1	12	12.0	12	0
Cuthbert	1	3	3.0	3	0
Steelers	299	3606	12.1	71t	16
Opponents	277	3440	12.4	66t	16

INTERCEPTIONS

	No.	Yds	Avg	Long	TD
Woodson	8	138	17.3	63t	1
Perry	4	61	15.3	30	0
Lake	4	31	7.8	26	0
Johnson	3	51	17.0	26	0
Figures	1	78	78.0	78	0
Henry	1	10	10.0	10	0
Davidson	1	6	6.0	6	0
Steelers	24	386	16.1	78	1
Opponents	12	216	18.0	97t	2

PUNTING

	No.	Yds	Avg	Net	TB	In	Lg	B
Royals	89	3781	42.5	34.2	3	28	61	0
Steelers	89	3781	42.5	34.2	3	28	61	0
Opponents	82	3600	43.9	38.1	6	23	58	0

PUNT RETURNS

	Ret	FC	Yds	Avg	Long	TD
Woodson	41	11	338	8.2	39	0
Figures	5	2	15	3.0	6	0
Steelers	46	13	353	7.7	39	0
Opponents	50	16	678	13.6	91t	3

KICKOFF RETURNS

	No.	Yds	Avg	Long	TD
Woodson	15	294	19.6	44	0
Hastings	12	177	14.8	22	0
Stone	11	168	15.3	30	0
Thompson	4	77	19.3	27	0
Worley	4	85	21.3	26	0
Hoge	3	33	11.0	15	0
Cooper	1	2	2.0	2	0
Thigpen	1	23	23.0	23	0
Williams	1	19	19.0	19	0
Steelers	52	878	16.9	44	0
Opponents	54	1165	21.6	97t	1

FIELD GOALS

	1-19	20-29	30-39	40-49	50+
Anderson	1/1	8/9	14/14	5/6	0/0
Steelers	1/1	8/9	14/14	5/6	0/0
Opponents	0/0	7/7	9/10	6/9	2/3

1992 FINAL REGULAR-SEASON STATISTICS (Won 11, Lost 5)

SCHEDULE

Date	W-L	Score	Opponent	Attendance
9/6	W	29-24	at Houston	63,713
9/13	W	27-10	N.Y. Jets	56,050
9/20	W	23-6	at San Diego	46,127
9/27	L	17-3	at Green Bay	58,724
10/11	L	17-9	at Cleveland	78,080
10/19	W	20-0	Cincinnati	55,411
10/25	W	27-3	at Kansas City	76,175
11/1	W	21-20	Houston	58,074
11/8	L	28-20	at Buffalo	80,924
11/15	W	17-14	Detroit	52,242
11/22	W	30-14	Indianapolis	51,101
11/29	W	21-9	at Cincinnati	54,253
12/6	W	20-14	Seattle	47,015
12/13	L	30-6	at Chicago	52,904
12/20	L	6-3	Minnesota	53,613
12/27	W	23-13	Cleveland	53,776

TEAM STATISTICS

	Pittsburgh	Opponent
Total First Downs	284	266
Rushing	119	99
Passing	143	146
Penalty	22	21
3rd Down: Made/Att	73/211	65/195
3rd Down Pct.	34.6	33.3
Total Net Yards	4906	4658
Avg. Per Game	306.6	291.1
Total Plays	989	949
Avg. Per Play	5.0	4.9
Net Yards Rushing	2156	1841
Avg. Per Game	134.8	115.1
Total Rushes	518	425
Net Yards Passing	2750	2817
Avg. Per Game	171.9	176.1
Sacked/Yards Lost	36/248	40/296
Gross Yards	3046	3065
Att./Completions	431/249	478/252
Completion Pct.	57.8	52.7
Had Intercepted	14	22
Punts/Average	74/42.1	74/42.0
Net Punting Avg.	74/35.6	84/34.4
Penalties/Yards	106/941	104/814
Fumbles/Ball Lost	28/18	34/21
Touchdowns	31	24
Rushing	13	6
Passing	15	15
Returns	3	3

SCORE BY PERIOD

	Q1	Q2	Q3	Q4	OT	Pts
Steelers	58	90	51	100	0	299
Opponents	33	86	56	50	0	225

PASSING

	Att	Cmp	Yds	Cmp%	TD	Int	Long	Sack/Lost	Rating
O'Donnell	313	185	2283	59.1	13	9	51	27/208	83.6
Brister	116	63	719	54.3	2	5	42	13/88	61.0
Foster	1	0	0	0.0	0	0	0	0/0	39.6
Royals	1	1	44	100.0	0	0	44	0/0	118.8
Steelers	431	249	3046	57.8	15	14	51	40/296	77.7
Opponents	478	252	3065	52.7	15	22	81	36/248	64.0

SCORING

	TD	Ru	Pa	Rt	PAT	FG	2Pt	Pts
Anderson	0	0	0	0	29/31	28/36	0	113
Foster	11	11	0	0	0/0	0/0	0	66
Cooper	3	0	3	0	0/0	0/0	0	18
Mills	3	0	3	0	0/0	0/0	0	18
Stone	3	0	3	0	0/0	0/0	0	18
Green	2	0	2	0	0/0	0/0	0	12
Jordan	2	0	2	0	0/0	0/0	0	12
Davenport	1	0	0	1	0/0	0/0	0	6
Graham	1	0	1	0	0/0	0/0	0	6
Giffin	1	0	1	0	0/0	0/0	0	6
Hoge	1	0	1	0	0/0	0/0	0	6
O'Donnell	1	1	0	0	0/0	0/0	0	6
Thompson	1	1	0	0	0/0	0/0	0	6
Woodson	0	0	0	1	0/0	0/0	0	6
Steelers	31	13	15	3	29/31	28/36	0	299
Opponents	24	6	15	3	24/24	19/28	0	225

Sacks: Lloyd 6.5, Woodson 6.0, Williams 4.5, Evans 3.0, Little 3.0, Williams 3.0, Nickerson 2.0, Lake 2.0 Jones 2.0, Davidson 2.0, Howe 2.0. **Steelers: 40.0, Opponents: 36.0**

2-Pt. Conversions: **Steelers 0-0, Opponents 0-0**

RUSHING

	No.	Yds	Avg	Long	TD
Foster	390	1690	4.3	69	11
Thompson	35	157	4.5	25	1
Hoge	41	150	3.7	15	0
Stone	12	118	9.8	30	0
Mills	1	20	20.0	20	0
Brister	10	16	1.6	8	0
O'Donnell	27	5	0.2	9	1
Williams	2	0	0.0	2	0
Steelers	518	2156	4.2	69	13
Opponents	435	1841	4.2	44	6

RECEIVING

	No.	Yds	Avg	Long	TD
Graham	49	711	14.5	51	1
Foster	36	344	9.6	42	0
Stone	34	501	14.7	49	3
Mills	30	383	12.8	22	3
Hoge	28	231	8.3	20	1
Thompson	22	278	12.6	29	0
Cooper	16	197	12.3	27	3
Green	14	152	10.9	24	2
Davenport	9	136	15.1	31	0
Jordan	6	28	4.7	8	2
Didio	3	39	13.0	19	0
Williams	1	44	44.0	44	0
Thigpen	1	2	2.0	2	0
Steelers	249	3046	12.2	51	15
Opponents	252	3065	12.2	81	15

INTERCEPTIONS

	No.	Yds	Avg	Long	TD
Perry	6	69	11.5	34	0
Johnson	5	67	13.4	35	0
Woodson	4	90	22.5	57	0
Giffin	3	98	32.7	65	1
Little	2	6	3.0	6	0
Lloyd	1	35	35.0	35	0
Williams	1	4	4.0	4	0
Shelton	0	15	-	15	0
Steelers	22	384	17.5	65	1
Opponents	14	235	16.8	77	1

PUNTING

	No.	Yds	Avg	Net	TB	In	Lg	B
Royals	73	3119	42.7	35.6	9	22	58	1
Steelers	73	3119	42.7	35.6	9	22	58	1
Opponents	74	3107	42.0	34.4	10	12	84	1

PUNT RETURNS

	Ret	FC	Yds	Avg	Long	TD
Woodson	32	13	364	11.4	80	1
Steelers	32	13	364	11.4	80	1
Opponents	39	7	308	7.9	36	0

KICKOFF RETURNS

	No.	Yds	Avg	Long	TD
Woodson	25	469	18.8	32	0
Stone	12	219	18.3	28	0
Thompson	2	51	25.5	33	0
Thigpen	2	44	22.0	29	0
Hoge	2	28	14.0	17	0
Bentley	1	17	17.0	17	0
Mills	1	11	11.0	11	0
Cooper	1	8	8.0	8	0
Campbell	1	0	0.0	0	0
Williams	1	0	0.0	0	0
Steelers	48	847	17.6	33	0
Opponents	52	1052	20.2	48	0

FIELD GOALS

	1-19	20-29	30-39	40-49	50+
Anderson	0/0	12/13	12/15	4/6	0/2
Steelers	0/0	12/13	12/15	4/6	0/2
Opponents	1/1	5/7	8/11	3/7	2/2

* Team Record

MEDIA INFORMATION

FOOTBALL STAFF

2015 PLAYERS

2014 IN REVIEW

STEELERS HISTORY

RECORDS

1991 FINAL REGULAR-SEASON STATISTICS (Won 7, Lost 9)

SCHEDULE

Date	W-L	Score	Opponent	Attendance
9/1	W	26-20	San Diego	55,848
9/8	L	52-34	at Buffalo	79,545
9/15	W	20-6	New England	53,703
9/22	L	23-14	at Philadelphia	65,511
10/6	W	21-3	at Indianapolis	55,383
10/14	L	23-20	NY Giants	57,608
10/20	L	27-7	Seattle	54,678
10/27	L	17-14	at Cleveland	78,285
11/3	L	20-13	at Denver	70,973
11/10	W	33-27/OT	at Cincinnati	55,503
11/17	L	41-14	Washington	56,813
11/24	W	26-24	Houston	45,795
11/28	L	20-10	at Dallas	62,253
12/8	L	31-6	at Houston	59,225
12/15	W	17-10	Cincinnati	35,420
12/22	W	17-10	Cleveland	47,070

TEAM STATISTICS

	Pittsburgh	Opponent
Total First Downs	254	320
Rushing	82	98
Passing	158	194
Penalty	14	28
3rd Down: Made/Att	62/197	94/219
3rd Down Pct.	31.5	43.1
Total Net Yards	4581	5168
Avg. Per Game	286.3	323.0
Total Plays	915	1039
Avg. Per Play	5.0	5.0
Net Yards Rushing	1627	1582
Avg. Per Game	101.7	98.9
Total Rushes	394	466
Net Yards Passing	2954	3586
Avg. Per Game	186.4	224.1
Sacked/Yards Lost	45/359	38/257
Gross Yards	3313	3843
Att./Completions	476/259	535/334
Completion Pct.	54.4	62.4
Had Intercepted	19	16
Punts/Average	75/39.9	65/41.6
Net Punting Avg.	75/36.3	84/35.3
Penalties/Yards	116/933	84/685
Fumbles/Ball Lost	37/14	27/11
Touchdowns	32	38
Rushing	8	14
Passing	20	21
Returns	4	3

SCORE BY PERIOD

	Q1	Q2	Q3	Q4	OT	Pts
Steelers	42	53	67	124	6	292
Opponents	61	116	54	113	0	344

PASSING

	Att	Cmp	Yds	Cmp%	TD	Int	Long	Sack/Lost	Rating
O'Donnell	286	156	1963	54.5	11	7	89t	30/214	78.8
Brister	190	103	1350	54.2	9	9	65t	15/145	72.9
Steelers	476	259	3313	54.4	20	16	89t	45/359	76.4
Opponents	535	334	3843	62.4	21	19	66t	38/257	82.3

SCORING

	TD	Ru	Pa	Rt	PAT	FG	2Pt	Pts
Andersen	0	0	0	0	31/31	23/33	0	100
Green	6	0	6	0	0/0	0/0	0	36
Stone	5	0	5	0	0/0	0/0	0	30
W. Williams	4	4	0	0	0/0	0/0	0	24
Hoge	3	2	1	0	0/0	0/0	0	18
Cooper	2	0	2	0	0/0	0/0	0	12
Foster	2	1	1	0	0/0	0/0	0	12
Lipps	2	0	2	0	0/0	0/0	0	12
Mills	2	0	1	1	0/0	0/0	0	12
Calloway	1	0	1	0	0/0	0/0	0	6
Cash	1	0	1	0	0/0	0/0	0	6
Hinkle	1	0	0	1	0/0	0/0	0	6
O'Donnell	1	1	0	0	0/0	0/0	0	6
Shelton	1	0	0	1	0/0	0/0	0	6
J. Williams	1	0	0	1	0/0	0/0	0	6
Steelers	32	8	20	4	31/31	23/33	0	292
Opponents	38	14	21	3	38/38	26/41	0	344

Sacks: J. Williams 9.0, Lloyd 8.0, Willis 7.0, Hinkle 2.0, G. Williams 2.0, Evans 2.0, Jones 2.0, Yeasey 2.0, Nickerson 1.0, Lake 1.0, Johnson 1.0, Woodsan 1.0, Steelers: 38.0, Opponents: 45.0
 2-Pt. Conversions: Steelers 0-0, Opponents 0-0

RUSHING

	No.	Yds	Avg	Long	TD
Hoge	165	610	3.7	24	2
Foster	96	488	5.1	56t	1
Williams	57	262	4.6	21	4
Worley	22	117	5.3	16	0
O'Donnell	18	82	4.6	22	1
Thompson	20	60	3.0	14	0
Brister	11	17	1.5	8	0
Stone	1	2	2.0	2	0
Stryzinski	4	-11	-2.8	0	0
Steelers	394	1627	4.1	56t	8
Opponents	466	1582	3.4	33	14

RECEIVING

	No.	Yds	Avg	Long	TD
Lipps	55	671	12.2	35	2
Hoge	49	379	7.7	25	1
Green	41	582	14.2	49	6
Stone	32	649	20.3	89t	5
Calloway	15	254	16.9	33t	1
W. Williams	15	139	9.3	29	0
Thompson	14	118	8.4	32	0
Cooper	11	147	13.4	47t	2
Foster	9	117	13.0	31	1
Cash	7	90	12.9	20	1
Mularkey	6	67	11.2	21	0
Mills	3	79	26.3	35t	1
Graham	2	21	10.5	15	0
Steelers	259	3313	12.8	89t	20
Opponents	334	3843	11.5	66t	21

INTERCEPTIONS

	No.	Yds	Avg	Long	TD
Everett	4	53	13.3	27	0
Woodson	3	72	24.0	41	0
Shelton	3	57	19.0	57t	1
Hinkle	2	68	34.0	57t	1
Vincent	2	52	26.0	27	0
Giffin	1	22	22.0	22	0
Little	1	5	5.0	5	0
Jones	1	0	0.0	0	0
Johnson	1	0	0.0	0	0
Lloyd	1	0	0.0	0	0
Steelers	19	329	17.3	57t	2
Opponents	16	182	11.4	40	2

PUNTING

	No.	Yds	Avg	Net	TB	In	Lg	B
Stryzinski	74	2996	40.5	36.3	3	10	63	1
Opponents	74	2996	39.9	36.3	3	10	63	1
Steelers	65	2705	41.6	35.3	2	17	59	0

PUNT RETURNS

	Ret	FC	Yds	Avg	Long	TD
Woodson	28	12	320	11.4	40	0
Graham	8	2	46	5.8	13	0
Cash	1	0	6	6.0	6	0
Mills	1	0	0	0.0	0t	1
Vincent	1	0	1	1.0	1	0
Steelers	39	14	373	9.6	40	1
Opponents	29	27	210	7.2	24	0

KICKOFF RETURNS

	No.	Yds	Avg	Long	TD
Woodson	44	880	20.0	47	0
Mills	11	284	25.8	54	0
Stone	6	75	12.5	25	0
Graham	3	48	16.0	23	0
McGovern	1	0	0.0	0	0
Thompson	1	8	8.0	8	0
Williams	1	19	19.0	19	0
Steelers	67	1314	19.6	54	0
Opponents	43	825	19.2	63	0

FIELD GOALS

	1-19	20-29	30-39	40-49	50+
Anderson	0/0	8/10	9/11	5/6	1/6
Steelers	0/0	8/10	9/11	5/6	1/6
Opponents	3/3	8/9	7/12	7/13	1/4

MEDIA INFORMATION

FOOTBALL STAFF

2015 PLAYERS

2014 IN REVIEW

STEELERS HISTORY

RECORDS

1990 FINAL REGULAR-SEASON STATISTICS (Won 9, Lost 7)

SCHEDULE

Date	W-L	Score	Opponent	Attendance
9/9	L	13-3	at Cleveland	78,298
9/16	W	20-9	Houston	54,814
9/23	L	20-3	at L.A. Raiders	50,657
9/30	L	28-6	Miami	54,691
10/7	W	36-14	San Diego	53,486
10/14	W	34-17	at Denver	74,285
10/21	L	27-7	at San Francisco	64,301
10/29	W	41-10	L.A. Rams	56,466
11/4	W	21-9	Atlanta	57,093
11/18	L	27-3	at Cincinnati	60,064
11/25	W	24-7	at N.Y. Jets	57,806
12/2	L	16-12	Cincinnati	58,200
12/9	W	24-3	New England	48,354
12/16	W	9-6	at New Orleans	68,582
12/23	W	35-0	Cleveland	51,665
12/30	L	34-14	at Houston	56,906

TEAM STATISTICS

	Pittsburgh	Opponent
Total First Downs	263	257
Rushing	93	102
Passing	150	130
Penalty	20	25
3rd Down: Made/Att	74/187	81/205
3rd Down Pct.	39.6	39.5
Total Net Yards	4525	4115
Avg. Per Game	282.8	257.2
Total Plays	897	940
Avg. Per Play	5.0	4.4
Net Yards Rushing	1880	1615
Avg. Per Game	117.5	100.9
Total Rushes	456	446
Net Yards Passing	2645	2500
Avg. Per Game	165.3	156.3
Sacked/Yards Lost	33/242	34/228
Gross Yards	2887	2728
Att./Completions	408/237	460/236
Completion Pct.	58.1	51.3
Had Intercepted	20	9
Points/Average	66/37.2	64/40.9
Net Punting Avg.	66/34.1	64/33.7
Penalties/Yards	110/928	89/219
Fumbles/Ball Lost	40/17	33/18
Touchdowns	33	26
Rushing	11	13
Passing	20	9
Returns	2	4

SCORE BY PERIOD

	Q1	Q2	Q3	Q4	OT	Pts
Steelers	64	71	54	103	0	292
Opponents	58	86	56	40	0	240

PASSING

	Att	Cmp	Yds	Cmp%	TD	Int	Long	Sack/Lost	Rating
Brisler	387	223	2725	57.6	20	14	90	28/213	81.6
Strom	21	14	162	66.7	0	1	22	5/29	69.9
Steelers	408	237	2887	58.1	20	15	90	33/242	81.0
Opponents	460	236	2728	51.3	9	24	66t	34/228	54.3

SCORING

	TD	Ru	Pa	Rt	PAT	FG	2Pt	Pts
Anderson	0	0	0	0	32/32	20/25	0	92
Hoge	10	7	3	0	0/0	0/0	0	60
Green	7	0	7	0	0/0	0/0	0	42
W. Williams	4	3	1	0	0/0	0/0	0	24
Lipps	3	0	3	0	0/0	0/0	0	18
Mularkey	3	0	3	0	0/0	0/0	0	18
Bell	1	0	1	0	0/0	0/0	0	6
Calloway	1	0	1	0	0/0	0/0	0	6
Foster	1	1	0	0	0/0	0/0	0	6
Johnson	1	0	0	1	0/0	0/0	0	6
Stone	1	0	1	0	0/0	0/0	0	6
Woodson	1	0	0	1	0/0	0/0	0	6
Steelers	33	11	20	2	32/32	20/25	0	292
Opponents	23	13	9	1	26/26	18/28	0	222

Sacks: G. Williams 6.0, Willis 5.0, Lloyd 4.5, Davidson 3.5, Evans 3.0, Freeman 2.0, Jenkins 2.0, Hinkle 2.0, Nickerson 2.0, Jones 2.0, J. Williams 1.0, Lake 1.0, Steelers: 34.0, Opponents: 33.0
2-Pt. Conversions: Steelers 0-0, Opponents 0-0

RUSHING

	No.	Yds	Avg	Long	TD
Hoge	203	772	3.8	41t	7
Worley	109	418	3.8	38	0
Williams	68	389	5.7	70t	3
Foster	36	203	5.6	38	1
Brisler	25	64	2.6	11	0
Bell	5	18	3.6	12	0
Stryzinski	3	17	5.7	9	0
Strom	4	10	2.5	10	0
Lipps	1	-5	-5.0	-5	0
Stone	2	-6	-3.0	10	0
Steelers	456	1880	4.1	70t	11
Opponents	446	1615	3.6	31	13

RECEIVING

	No.	Yds	Avg	Long	TD
Lipps	50	682	13.6	37	3
Hoge	40	342	8.6	27	3
Green	34	387	11.4	46	7
Mularkey	32	365	11.4	28	3
Hill	25	391	15.6	66	0
Stone	19	332	17.5	90	1
Bell	12	137	11.4	43	1
Calloway	10	124	12.4	20t	1
Worley	8	70	8.8	27	0
W. Williams	5	42	8.4	13	1
O'Shea	1	13	13.0	13	0
Foster	1	2	2.0	2	0
Steelers	237	2887	12.2	90	20
Opponents	236	2728	11.6	66t	9

INTERCEPTIONS

	No.	Yds	Avg	Long	TD
Woodson	5	67	13.4	34	0
Griffin	4	75	18.8	36	0
Woodruff	3	110	36.7	59	0
Everett	3	2	0.7	2	0
Johnson	2	60	30.0	34	1
Hinkle	1	35	35.0	35	0
Hinkle	1	19	19.0	19	0
Lloyd	1	9	9.0	9	0
Willis	1	5	5.0	5	0
Jones	1	3	3.0	3	0
Hall	1	0	0.0	0	0
Lake	1	0	0.0	0	0
Steelers	24	385	16.0	59	1
Opponents	15	124	8.3	24	0

PUNTING

	No.	Yds	Avg	Net	TB	In	Lg	B
Stryzinski	65	2454	37.8	34.1	5	18	51	1
Steelers	65	2454	37.8	34.1	5	18	51	1
Opponents	64	2616	40.9	33.7	3	13	62	1

PUNT RETURNS

	Ret	FC	Yds	Avg	Long	TD
Woodson	38	8	398	10.5	52t	1
Hill	1	0	0	0.0	0	0
Steelers	39	8	398	10.2	52t	1
Opponents	16	32	105	6.6	39	0

KICKOFF RETURNS

	No.	Yds	Avg	Long	TD
Woodson	35	764	21.8	49	0
Stone	5	91	18.2	24	0
J. Williams	3	31	10.3	20	0
Foster	3	29	9.7	13	0
Griffin	2	16	8.0	14	0
Green	1	16	16.0	16	0
Lipps	1	9	9.0	9	0
Steelers	50	956	19.1	49	0
Opponents	56	1245	22.2	99t	1

FIELD GOALS

	1-19	20-29	30-39	40-49	50+
Anderson	1/1	3/3	8/8	8/11	0/2
Steelers	1/1	3/3	8/8	8/11	0/2
Opponents	0/0	4/4	4/5	9/17	1/2

1989 FINAL REGULAR-SEASON STATISTICS (Won 9, Lost 7)

SCHEDULE

Date	W-L	Score	Opponent	Attendance
9/10	L	5-10	Cleveland	57,928
9/17	L	41-10	at Cincinnati	53,885
9/24	W	27-14	Minnesota	50,744
10/1	W	23-3	at Detroit	43,804
10/8	L	26-16	Cincinnati	52,785
10/15	W	17-7	at Cleveland	78,840
10/22	L	27-0	at Houston	59,091
10/29	W	23-17	Kansas City	54,194
11/5	L	34-7	at Denver	74,739
11/12	L	20-0	Chicago	56,505
11/19	W	20-17	San Diego	44,203
11/26	W	34-14	at Miami	59,936
12/3	L	23-16	Houston	40,541
12/10	W	13-0	at NY Jets	41,037
12/17	W	28-10	New England	26,594
12/24	W	31-22	at Tampa Bay	29,690

SCORING

	TD	Ru	Fa	Rt	PAT	FG	2Pt	Pts
Anderson	0	0	0	0	28/28	21/30	0	91
Hoge	8	8	0	0	0/0	0/0	0	48
Lipps	6	1	5	0	0/0	0/0	0	36
Worley	5	5	0	0	0/0	0/0	0	30
Carter	4	1	3	0	0/0	0/0	0	24
Hill	1	0	1	0	0/0	0/0	0	6
Mularkey	1	0	1	0	0/0	0/0	0	6
Wallace	1	1	0	0	0/0	0/0	0	6
W. Williams	1	1	0	0	0/0	0/0	0	6
Woodson	1	0	0	1	0/0	0/0	0	6
Steelers	28	17	10	1	28/28	21/30	0	259
Opponents	34	16	17	13	37/38	19/27	0	302

Sacks: Lloyd 7.0, Willis 5.5, Johnson 4.5,
J. Williams 3.0, G. Williams 3.0, Little 2.0, Jones 2.0,
Lake 1.0, Olsavsky 1.0, Nickerson 1.0.
Steelers: 31.0, Opponents: 51.0
2-Pt. Conversions: Steelers 0-0, Opponents 0-0

INTERCEPTIONS

	No.	Yds	Avg	Long	TD
Woodruff	4	57	14.3	35	0
Everett	3	68	22.7	32	0
Lloyd	3	49	16.3	31	0
Woodson	3	39	13.0	39	0
Little	3	23	7.7	13	0
Griffin	1	15	15.0	15	0
Hall	1	6	6.0	6	0
Hinkle	1	4	4.0	4	0
Johnson	1	0	0.0	0	0
Lake	1	0	0.0	0	0
Steelers	21	261	12.4	39	0
Opponents	13	103	7.9	21	1

PUNTING

	No.	Yds	Avg	Net	TB	In	Lg	B
Newsome	82	3368	41.1	34.1	9	15	57	1
Steelers	82	3368	41.1	34.1	9	15	57	1
Opponents	69	2793	40.5	33.8	9	16	62	0

TEAM STATISTICS

	Pittsburgh	Opponent
Total First Downs	244	323
Rushing	106	112
Passing	117	177
Penalty	21	34
3rd Down: Made/Att	66/209	106/229
3rd Down Pct.	31.6	46.3
Total Net Yards	2178	3541
Avg. Per Game	249.8	346.8
Total Plays	955	1077
Avg. Per Play	4.2	5.2
Net Yards Rushing	1818	2008
Avg. Per Game	113.6	125.5
Total Rushes	500	498
Net Yards Passing	2178	3541
Avg. Per Game	157.4	188.8
Sacked/Yards Lost	43/220	39/229
Gross Yards	2738	3249
Att./Completions	404/210	548/290
Completion Pct.	52.0	52.9
Had Intercepted	13	21
Punts/Average	83/40.6	69/40.5
Net Punting Avg.	83/34.1	84/33.8
Penalties/Yards	116/986	96/785
Fumbles/Ball Lost	32/18	40/21
Touchdowns	29	38
Rushing	17	16
Passing	10	17
Returns	2	5

SCORE BY PERIOD

	Q1	Q2	Q3	Q4	OT	Pts
Steelers	57	91	72	45	0	265
Opponents	78	110	60	78	0	326

RUSHING

	No.	Yds	Avg	Long	TD
Worley	195	770	3.9	38	5
Hoge	186	621	3.3	31	8
Lipps	13	180	13.8	58t	1
W. Williams	37	131	3.5	13	1
Stone	10	53	5.3	32	0
Brister	27	25	0.9	15	0
Blackledge	9	20	2.2	11	0
Carter	11	16	1.5	7	1
Wallace	5	10	2.0	5	1
Tynnell	1	3	3.0	3	0
Strom	4	-3	-0.8	0	0
Newsome	2	-8	-4.0	0	0
Steelers	500	1818	3.6	58t	17
Opponents	498	2008	4.0	65t	16

RECEIVING

	No.	Yds	Avg	Long	TD
Lipps	50	944	18.9	79t	5
Carter	38	267	7.0	22t	3
Hoge	34	271	8.0	22	0
Hill	28	455	16.3	53	1
Mularkey	22	326	14.8	34	1
Worley	15	113	7.5	19	0
Stone	7	92	13.1	16	0
W. Williams	6	48	8.0	16	0
Stock	4	74	18.5	27	0
Thompson	4	74	18.5	28	0
O'Shea	1	8	8.0	8	0
Brister	1	-10	-10.0	-10	0
Steelers	210	2662	12.7	79t	10
Opponents	290	3721	12.8	66t	17

PUNT RETURNS

	Ret	FC	Yds	Avg	Long	TD
Woodson	29	2	207	7.1	20	0
Hill	5	0	22	4.4	12	0
Lipps	4	0	27	6.8	9	0
Johnson	2	0	22	11.0	13	0
Steelers	40	2	278	7.0	20	0
Opponents	45	19	361	8.0	42	0

KICKOFF RETURNS

	No.	Yds	Avg	Long	TD
Woodson	36	982	27.3	84t	1
Stone	7	173	24.7	73	0
Thompson	4	41	10.3	15	0
J. Williams	4	31	7.8	22	0
J. Johnson	3	43	14.3	19	0
Griffin	1	21	21.0	21	0
Hinnant	1	13	13.0	13	0
Steelers	56	1304	23.3	84t	1
Opponents	53	1096	20.7	42	0

FIELD GOALS

	1-19	20-29	30-39	40-49	50+
Anderson	2/2	5/5	5/8	9/15	0/0
Steelers	2/2	5/5	5/8	9/15	0/0
Opponents	0/0	11/11	3/8	3/6	2/2

PASSING

	Att	Cmp	Yds	Cmp%	TD	Int	Long	Sack/Lost	Rating
Brister	342	187	2365	54.7	9	10	79t	45/452	73.1
Blackledge	60	22	282	36.7	1	3	30	4/25	36.9
Carter	1	1	15	100.0	0	0	15	2/7	118.8
Strom	1	0	0	0.0	0	0	0	0/0	39.6
Steelers	404	210	2662	52.0	10	13	79t	51/484	67.7
Opponents	548	290	3721	52.9	17	21	66t	31/180	68.8

1988 FINAL REGULAR-SEASON STATISTICS (Won 5, Lost 11)

SCHEDULE

Date	W-L	Score	Opponent	Attendance
9/4	W	24-21	Dallas	56,813
9/11	L	30-29	at Washington	54,083
9/18	L	17-12	Cincinnati	56,647
9/25	L	36-28	at Buffalo	78,735
10/2	L	23-9	Cleveland	56,410
10/9	L	31-14	at Phoenix	53,278
10/16	L	34-14	Houston	52,229
10/23	W	39-21	Denver	49,811
10/30	L	24-20	at NY Jets	64,862
11/6	L	42-7	at Cincinnati	56,403
11/13	L	27-26	Philadelphia	46,026
11/20	L	27-7	at Cleveland	77,131
11/27	W	16-10	Kansas City	42,057
12/4	W	37-34	at Houston	47,791
12/11	L	20-14	at San Diego	33,816
12/18	W	40-24	Miami	36,051

TEAM STATISTICS

	Pittsburgh	Opponent
Total First Downs	292	319
Rushing	120	110
Passing	150	181
Penalty	22	28
3rd Down: Made/Att	78/216	98/225
3rd Down Pct.	36.1	43.6
Total Net Yards	5204	5805
Avg. Per Game	325.3	362.8
Total Plays	1030	1057
Avg. Per Play	5.1	5.4
Net Yards Rushing	2228	1864
Avg. Per Game	139.3	116.5
Total Rushes	499	516
Net Yards Passing	2976	3941
Avg. Per Game	186.0	246.3
Sacked/Yards Lost	42/331	19/145
Gross Yards	3307	4086
Att./Completions	489/226	532/309
Completion Pct.	46.2	58.1
Had Intercepted	20	20
Yards/Average	71/41.5	67/40.7
Net Punting/Avg.	71/32.8	67/35.0
Penalties/Yards	99/803	79/705
Fumbles/Ball Lost	40/19	35/13
Touchdowns	36	49
Rushing	17	20
Passing	15	25
Returns	4	4

SCORE BY PERIOD

	Q1	Q2	Q3	Q4	OT	Pts
Steelers	85	94	47	110	0	336
Opponents	64	138	103	116	0	421

PASSING

	Att	Cmp	Yds	Cmp%	TD	Int	Long	Sack/Lost	Rating
Briester	370	175	2634	47.3	11	14	89t	36/292	65.3
Blackledge	79	38	494	48.1	2	3	34	4/25	60.8
Bono	35	10	110	28.6	1	2	15	1/8	25.9
Carter	3	2	56	66.7	0	0	40	0/0	109.7
Lipps	2	1	13	50.0	1	1	13t	1/6	70.8
Steelers	489	226	3307	46.2	15	20	89t	42/331	62.0
Opponents	532	309	4086	58.1	25	20	86t	19/145	82.5

SCORING

	TD	Fa	Ru	Rt	PAT	FG	2Pt	Pts
Anderson	0	0	0	0	34/35	28/36	0	118
Briester	6	6	0	0	0/0	0/0	0	36
Hoge	6	3	3	0	0/0	0/0	0	36
Lipps	6	1	5	0	0/0	0/0	0	36
Carter	5	3	2	0	0/0	0/0	0	30
Jackson	3	3	0	0	0/0	0/0	0	18
Stone	2	0	1	1	0/0	0/0	0	12
Blackledge	1	1	0	0	0/0	0/0	0	6
Gothard	1	0	1	0	0/0	0/0	0	6
Jordan	1	0	0	1	0/0	0/0	0	6
Lockett	1	0	1	0	0/0	0/0	0	6
Thompson	1	0	1	0	0/0	0/0	0	6
W. Williams	1	0	1	0	0/0	0/0	0	6
Woodruff	1	0	0	1	0/0	0/0	0	6
Woodson	1	0	0	1	0/0	0/0	0	6
Steelers	36	17	15	4	34/36	28/36	0	336
Opponents	47	20	25	2	47/48	26/32	0	409

Sacks: Johnson 4.0, Nickerson 3.5, G. Williams 3.5, Carr 3.5, Jones 1.5, Reese 1.0, Woodson 0.5, Lloyd 0.5, Hinkle 0.5, Thomas 0.5.

Steelers: 19.0, Opponents: 42.0

2-Pt. Conversions: Steelers 0-0, Opponents 0-0

RUSHING

	No.	Yds	Avg	Long	TD
Hoge	170	705	4.1	20	3
Williams	87	409	4.7	33	0
Jackson	74	315	4.3	29t	3
Carter	36	215	6.0	64t	3
Briester	45	209	4.6	20	6
Lipps	6	129	21.5	39t	1
Stone	40	127	3.2	11	0
Pollard	31	93	3.0	7	0
Blackledge	8	25	3.1	10	1
Newsome	2	0	0.0	0	0
Steelers	499	2228	4.5	64t	17
Opponents	516	1864	3.6	64	20

RECEIVING

	No.	Yds	Avg	Long	TD
Lipps	50	973	19.5	89t	5
Hoge	50	487	9.7	40	3
Carter	32	363	11.3	33	2
Lockett	22	365	16.6	44	1
Thompson	16	370	23.1	50	1
Gothard	12	121	10.1	26	1
Stone	11	196	17.8	72t	1
W. Williams	11	66	6.0	21	1
Johnson	10	237	23.7	60	0
Jackson	9	84	9.3	24	0
Pollard	2	22	11.0	19	0
Hinnant	1	23	23.0	23	0
Steelers	226	3307	14.6	89t	15
Opponents	309	4086	13.2	86t	25

INTERCEPTIONS

	No.	Yds	Avg	Long	TD
Woodruff	4	109	27.3	78t	1
Woodson	4	98	24.5	29	0
Everett	3	31	10.3	29	0
Griffin	2	63	31.5	33	0
Jordan	1	28	28.0	28t	1
Carr	1	27	27.0	27	0
Gowdy	1	24	24.0	24	0
Hinkle	1	1	1.0	1	0
Little	1	0	0.0	0	0
Nickerson	1	0	0.0	0	0
Sanchez	1	0	0.0	0	0
Steelers	20	381	19.1	78t	2
Opponents	20	367	18.4	75t	1

PUNTING

	No.	Yds	Avg	Net	TB	In	Lg	B
Newsome	65	2950	45.4	32.8	10	9	62	0
Steelers	65	2950	45.4	32.8	10	9	62	0
Opponents	67	2726	40.7	35.0	3	16	63	0

PUNT RETURNS

	Ret	FC	Yds	Avg	Long	TD
Woodson	33	6	281	8.5	28	0
Lipps	4	2	30	7.5	11	0
Sanchez	2	4	11	5.5	6	0
Steelers	39	12	322	8.3	28	0
Opponents	40	9	418	10.5	32	0

KICKOFF RETURNS

	No.	Yds	Avg	Long	TD
Woodson	37	850	23.0	92t	1
Stone	29	610	21.0	92t	1
Sanchez	4	71	17.8	19	0
Bogle	1	19	19.0	19	0
Jackson	1	10	10.0	10	0
W. Williams	1	10	10.0	10	0
Blankenship	1	5	5.0	5	0
Steelers	74	1575	21.3	92t	2
Opponents	63	1351	21.4	90t	1

FIELD GOALS

	1-19	20-29	30-39	40-49	50+
Anderson	1/1	11/11	9/10	6/12	1/2
Steelers	1/1	11/11	9/10	6/12	1/2
Opponents	3/3	6/7	9/10	7/10	1/2

1987 FINAL REGULAR-SEASON STATISTICS (Wan 8, Lost 7)

SCHEDULE

Date	W-L	Score	Opponent	Attendance
9/13	W	30-17	San Francisco	55,335
9/20	L	34-10	at Cleveland	79,543
9/27		Cancelled	N.Y. Jets	[Player Strike]
10/4	W	28-12	at Atlanta	16,667
10/11	L	31-21	at L.A. Rams	20,219
10/18	W	21-7	Indianapolis	34,627
10/25	W	23-20	Cincinnati	53,692
11/1	L	35-24	at Miami	52,578
11/8	W	17-16	at Kansas City	45,249
11/15	L	23-3	Houston	56,177
11/22	W	30-16	at Cincinnati	59,910
11/29	L	20-16	New Orleans	47,896
12/6	W	13-9	Seattle	48,881
12/13	W	20-16	at San Diego	51,605
12/20	L	24-16	at Houston	38,663
12/26	L	19-13	Cleveland	56,394

TEAM STATISTICS

	Pittsburgh	Opponent
Total First Downs	263	289
Rushing	114	94
Passing	126	170
Penalty	23	25
3rd Down: Made/Att	86/222	78/222
3rd Down Pct.	39.5	34.0
Total Net Yards	4410	4920
Avg. Per Game	294.0	328.0
Total Plays	973	962
Avg. Per Play	4.5	5.1
Net Yards Rushing	2144	1610
Avg. Per Game	142.9	107.3
Total Rushes	517	455
Net Yards Passing	2266	3310
Avg. Per Game	151.1	220.7
Sacked/Yards Lost	27/198	26/196
Gross Yards	2464	3506
Att./Completions	429/198	481/290
Completion Pct.	46.2	60.3
Had Intercepted	25	27
Yards/Average	82/40.2	70/39.2
Net Punting Avg.	82/31.2	70/33.4
Penalties/Yards	105/801	95/771
Fumbles/Ball Lost	37/8	41/17
Touchdowns	31	34
Rushing	11	8
Passing	13	22
Returns	7	4

SCORE BY PERIOD

	Q1	Q2	Q3	Q4	OT	Pts
Steelers	50	88	51	96	0	285
Opponents	45	79	77	98	0	299

PASSING

	Att	Cmp	Yds	Cmp%	TD	Int	Long	Sack/Lost	Rating
Malone	336	156	1896	46.4	6	19	63	18/151	46.7
Bono	74	34	438	45.9	5	2	57	6/30	76.3
Briester	12	4	20	33.3	0	3	10	2/14	2.8
Collier	7	4	110	57.1	2	1	49	1/3	101.8
Steelers	429	198	2464	46.2	13	25	63	27/198	50.3
Opponents	481	290	3506	60.3	22	27	52t	26/196	74.6

SCORING

	TD	Ru	Pa	Rt	PAT	FG	2Pt	Pts
Anderson	0	0	0	0	21/21	22/27	0	87
Carter	3	0	3	0	0/0	0/0	0	18
Malone	3	3	0	0	0/0	0/0	0	18
Pollard	3	3	0	0	0/0	0/0	0	18
Abercrombie	2	2	0	0	0/0	0/0	0	12
Alston	2	0	2	0	0/0	0/0	0	12
Stallworth	2	0	2	0	0/0	0/0	0	12
Trout	0	0	0	0	10/10	0/2	0	10
Bono	1	1	0	0	0/0	0/0	0	6
Clinkscales	1	0	1	0	0/0	0/0	0	6
Gothard	1	0	1	0	0/0	0/0	0	6
Gowdy	1	0	0	1	0/0	0/0	0	6
Hall	2	0	0	2	0/0	0/0	0	6
Haire	1	0	1	0	0/0	0/0	0	6
Hoge	1	0	1	0	0/0	0/0	0	6
Jackson	1	1	0	0	0/0	0/0	0	6
Lockett	1	0	1	0	0/0	0/0	0	6
Sanders	1	1	0	0	0/0	0/0	0	6
Shell	2	0	0	2	0/0	0/0	0	6
Woodruff	1	0	1	0	0/0	0/0	0	6
Woodson	1	0	0	1	0/0	0/0	0	6
Steelers	29	11	13	5	31/31	22/29	0	273
Opponents	31	8	22	1	31/33	20/26	0	281

Sacks: Merriweather 5.5, Gang 4.0, Willis 3.0, Carr 3.0, Hinkle 2.0, Team 2.0, Little 1.5, Cole 1.0, Dawkins 1.0, J. Williams 1.0, Warren 1.0, G. Williams 1.0.
Steelers: 26.0, Opponents: 27.0
2-Pt. Conversions: Steelers 0-0, Opponents 0-0

RUSHING

	No.	Yds	Avg	Long	TD
Jackson	180	696	3.9	39	1
Pollard	128	536	4.2	33	3
Abercrombie	123	459	3.7	28t	2
Malone	34	162	4.8	42t	3
Stone	17	135	7.9	51	0
Sanders	11	65	5.9	14	1
BoNo.	8	27	3.4	23	1
Collier	4	20	5.0	12	0
Newsome	2	16	8.0	16	0
Carter	5	12	2.4	4	0
Hoge	3	8	2.7	5	0
Reeder	2	8	4.0	4	0
Steelers	517	2144	4.1	51	11
Opponents	455	1610	3.5	58	8

RECEIVING

	No.	Yds	Avg	Long	TD
Stallworth	41	521	12.7	45	2
Abercrombie	24	209	8.7	24	0
Thompson	17	313	18.4	63	1
Sweeney	16	217	13.6	34	0
Carter	16	180	11.3	26t	3
Pollard	14	77	5.5	17	0
Clinkscales	13	240	18.5	57	1
Lee	12	124	10.3	24	0
Lipps	11	164	14.9	27	0
Lockett	7	116	16.6	25	1
Steelers	198	2464	12.4	63	13
Opponents	290	3506	12.1	52t	22

INTERCEPTIONS

	No.	Yds	Avg	Long	TD
Woodruff	5	91	18.2	33t	1
Hail	3	29	9.7	25t	1
Everett	3	22	7.3	21	0
Hinkle	3	15	5.0	8	0
Gowdy	2	50	25.0	45t	1
Merriweather	2	26	13.0	15	0
Griffin	2	2	1.0	2	0
Shell	1	50	50.0	50t	1
Woodson	1	45	45.0	45t	1
Riley	1	4	4.0	4	0
Sheffield	1	2	2.0	2	0
Cole	1	0	0.0	0	0
Edwards	1	0	0.0	0	0
Williams	1	0	0.0	0	0
Steelers	27	336	12.4	50t	5
Opponents	25	330	13.2	49	1

PUNTING

	No.	Yds	Avg	Net	TB	In	Lg	B
Newsome	64	2678	41.8	31.5	13	8	57	1
Bruno	16	619	38.7	30.4	4	5	56	1
Steelers	80	3297	41.2	31.2	17	13	57	2
Opponents	70	2741	39.2	33.4	8	17	55	0

PUNT RETURNS

	Ret	FC	Yds	Avg	Long	TD
Woodson	16	1	135	8.4	20	0
Lipps	7	1	46	6.6	12	0
Anderson	7	1	38	5.4	10	0
Everett	4	2	22	5.5	11	0
Lockett	2	1	3	1.5	5	0
Steelers	36	6	244	6.8	20	0
Opponents	46	7	395	8.6	44	0

KICKOFF RETURNS

	No.	Yds	Avg	Long	TD
Woodson	36	982	27.3	84t	1
Stone	7	173	24.7	73	0
Thompson	4	41	10.3	15	0
J. Williams	4	31	7.8	22	0
J. Johnson	3	43	14.3	19	0
Griffin	1	21	21.0	21	0
Hinnant	1	13	13.0	13	0
Steelers	56	1304	23.3	84t	1
Opponents	53	1096	20.7	42	0

FIELD GOALS

	1-19	20-29	30-39	40-49	50+
Anderson	0/0	8/9	4/4	8/12	2/2
Trout	0/0	0/1	0/1	0/0	0/0
Steelers	0/0	8/10	4/5	8/12	2/2
Opponents	0/0	6/6	10/10	4/7	0/3

MEDIA INFORMATION

FOOTBALL STAFF

2015 PLAYERS

2014 IN REVIEW

STEELERS HISTORY

RECORDS

1986 FINAL REGULAR-SEASON STATISTICS (Won 6, Lost 10)

SCHEDULE

Date	W-L	Score	Opponent	Attendance
9/7	L	30-0	at Seattle	51,641
9/15	L	21-10	Denver	57,305
9/21	L	31-7	at Minnesota	56,795
9/28	W	22-16/OT	at Houston	42,001
10/5	L	27-24	Cleveland	57,327
10/13	L	24-22	at Cincinnati	54,283
10/19	L	34-0	New England	54,743
10/26	W	30-9	Cincinnati	50,815
11/2	W	27-3	Green Bay	52,831
11/9	L	16-12	at Buffalo	72,000
11/16	W	21-10	Houston	49,724
11/23	L	37-31/OT	at Cleveland	76,452
11/30	L	13-10/OT	at Chicago	51,425
12/7	W	27-17	Detroit	45,042
12/13	W	45-24	at N.Y. Jets	58,044
12/21	L	24-19	Kansas City	47,150

TEAM STATISTICS

	Pittsburgh	Opponent
Total First Downs	292	303
Rushing	125	97
Passing	140	176
Penalty	27	30
3rd Down: Made/Att	86/232	81/228
3rd Down Pct.	37.1	35.5
Total Net Yards	4811	5252
Avg. Per Game	300.7	328.3
Total Plays	1075	1050
Avg. Per Play	-4.5	5.0
Net Yards Rushing	2223	1872
Avg. Per Game	138.9	117.0
Total Rushes	564	471
Net Yards Passing	2588	3380
Avg. Per Game	161.8	211.3
Sacked/Yards Lost	20/159	43/289
Gross Yards	2747	3665
Att./Completions	491/238	536/311
Completion Pct.	48.5	58.0
Had Intercepted	20	20
Punts/Average	89/38.7	82/39.0
Net Punting Avg.	89/30.6	82/31.0
Penalties/Yards	104/853	108/899
Fumbles/Ball Lost	28/16	31/13
Touchdowns	35	39
Flushing	18	10
Passing	16	22
Returns	1	7

SCORE BY PERIOD

	01	02	03	04	OT	Pts
Steelers	51	83	90	77	6	307
Opponents	67	129	54	77	9	336

PASSING

	Att	Cmp	Yds	Cmp%	TD	Int	Long	Sack/Lost	Rating
Malone	425	216	2444	50.8	15	18	48	13/97	62.5
Briester	60	21	291	35.0	0	2	58	6/57	37.5
Campbell	4	0	0	0.0	0	0	0	1/5	39.6
Newsome	2	1	12	50.0	1	0	12	0/0	108.3
Steelers	491	238	2747	48.5	16	20	58	20/159	59.7
Opponents	536	311	3669	58.0	22	20	55t	43/289	77.1

SCORING

	TD	Ru	Pa	Rt	PAT	FG	2Pt	Pts
Anderson	0	0	0	0	32/32	21/32	0	95
Abercrombie	8	6	2	0	0/0	0/0	0	48
Jackson	5	5	0	0	0/0	0/0	0	30
Malone	5	5	0	0	0/0	0/0	0	30
Thompson	5	0	5	0	0/0	0/0	0	30
Erenberg	4	1	3	0	0/0	0/0	0	24
Lipps	3	2	1	0	0/0	0/0	0	18
Briester	1	1	0	0	0/0	0/0	0	6
Gothard	1	0	1	0	0/0	0/0	0	6
Sanchez	1	0	0	1	0/0	0/0	0	6
Stallworth	1	0	1	0	0/0	0/0	0	6
Sweeney	1	0	1	0	0/0	0/0	0	6
Steelers	35	18	16	1	32/34	21/32	0	307
Opponents	39	10	22	7	36/38	22/39	0	324

Sacks: Willis 12.0, Gang 6.5, Merriweather 6.0, Neilson 5.0, Hinkle 4.5, G. Williams 3.5, Dunn 2.5, Sims 1.0, Team 1.0, Little 0.5, Cole 0.5
Steelers: 43.0, Opponents: 20.0
2-Pt. Conversions: Steelers 0-0, Opponents 0-0

RUSHING

	No.	Yds	Avg	Long	TD
Jackson	216	910	4.2	31	5
Abercrombie	214	877	4.1	38t	6
Erenberg	42	170	4.0	17	1
Malone	31	107	3.5	45	5
Pollard	24	86	3.6	12	0
Hughes	14	32	2.3	8	0
Reeder	6	20	3.3	6	0
Sanders	4	12	3.0	13	0
Briester	6	10	1.7	9	1
Seitz	3	2	0.7	2	0
Lipps	4	-3	-0.8	8	0
Steelers	564	2223	3.9	45	18
Opponents	471	1872	4.0	61t	10

RECEIVING

	No.	Yds	Avg	Long	TD
Abercrombie	47	395	8.4	27	2
Lipps	38	590	15.5	48	3
Stallworth	34	456	13.7	40t	1
Erenberg	27	217	8.0	19	3
Sweeney	21	337	16.0	58	1
Gothard	21	246	11.7	34	1
Thompson	17	191	11.2	20	5
Jackson	17	176	9.9	28	0
Hughes	10	98	9.8	22	0
Sanders	2	19	9.5	10	0
Pollard	2	15	7.5	10	0
Reeder	2	4	2.0	3	0
Steelers	238	2747	11.5	58	16
Opponents	311	3669	11.8	55t	22

INTERCEPTIONS

	No.	Yds	Avg	Long	TD
Sanchez	3	71	23.7	67t	1
Williams	3	44	14.7	25	0
Shell	3	29	9.7	17	0
Woods	3	26	8.7	23	0
Clayton	3	18	6.0	14	0
Hinkle	3	7	2.3	6	0
Merriweather	2	14	7.0	11	0
Swain	0	9	1.0	1	0
Steelers	20	218	10.9	67t	1
Opponents	20	244	12.2	37t	2

PUNTING

	No.	Yds	Avg	Net	TB	In	Lg	B
Newsome	86	3447	40.1	38.7	11	18	64	0
Steelers	86	3447	40.1	38.7	11	18	64	0
Opponents	82	3194	39.0	31.0	7	17	69	0

PUNT RETURNS

	Ret	FC	Yds	Avg	Long	TD
Woods	33	12	294	8.9	41	0
Lipps	3	1	16	5.3	10	0
Steelers	36	13	310	8.6	41	0
Opponents	34	14	364	10.7	44	0

KICKOFF RETURNS

	No.	Yds	Avg	Long	TD
Sanchez	25	591	23.6	64	0
Elder	21	425	20.2	36	0
Sanders	8	148	18.5	29	0
Reeder	4	52	13.0	17	0
Hughes	2	16	8.0	16	0
Suits	2	25	12.5	14	0
Merriweather	1	27	27.0	27	0
Woods	1	17	17.0	17	0
Rostovsky	1	3	3.0	3	0
Sweeney	1	0	0.0	0	0
Steelers	66	1304	19.8	64	0
Opponents	56	1362	24.3	100t	3

FIELD GOALS

	1-19	20-29	30-39	40-49	50+
Anderson	0/1	6/7	6/7	9/14	0/3
Steelers	0/1	6/7	6/7	9/14	0/3
Opponents	2/2	6/10	7/11	7/13	0/3

MEDIA INFORMATION

FOOTBALL STAFF

2015 PLAYERS

2014 IN REVIEW

STEELERS HISTORY

RECORDS

1985 FINAL REGULAR-SEASON STATISTICS (Won 7, Lost 9)

SCHEDULE

Date	W-L	Score	Opponent	Attendance
9/8	W	45-3	Indianapolis	55,279
9/16	L	17-7	at Cleveland	79,042
9/22	W	20-0	Houston	58,752
9/30	L	37-24	Cincinnati	59,541
10/6	L	24-20	at Miami	72,820
10/13	L	27-13	at Dallas	62,932
10/20	W	23-10	St. Louis	56,478
10/27	L	26-21	at Cincinnati	55,421
11/3	W	10-9	Cleveland	51,976
11/10	W	36-28	at Kansas City	46,126
11/17	W	30-7	at Houston	45,977
11/24	L	30-23	Washington	59,293
12/1	L	31-23	Denver	56,797
12/8	L	54-44	at San Diego	52,098
12/15	W	30-24	Buffalo	35,953
12/21	L	28-10	at N.Y. Giants	66,785

TEAM STATISTICS

	Pittsburgh	Opponent
Total First Downs	315	273
Rushing	125	105
Passing	165	144
Penalty	25	24
3rd Down Made/Att	92/237	71/207
3rd Down Pct.	38.8	34.3
Total Net Yards	5350	4659
Avg. Per Game	334.4	291.2
Total Plays	1086	990
Avg. Per Play	4.9	4.7
Net Yards Rushing	2177	1876
Avg. Per Game	136.1	117.3
Total Rushes	541	470
Net Yards Passing	3173	2783
Avg. Per Game	198.3	173.9
Sacked/Yards Lost	33/224	36/305
Gross Yards	3397	3088
Att./Completions	512/254	484/287
Completion Pct.	49.6	59.3
Had Intercepted	27	20
Punts/Average	79/39.1	86/40.9
Net Punting Avg.	79/32.5	86/32.9
Penalties/Yards	85/665	89/679
Fumbles/Ball Lost	31/9	34/14
Touchdowns	40	43
Rushing	14	19
Passing	23	18
Returns	3	6

SCORE BY PERIOD

	01	02	03	04	OT	Pts
Steelers	58	134	83	104	0	379
Opponents	72	129	53	101	0	355

PASSING

	Att	Cmp	Yds	Cmp%	TD	Int	Long	Sack/Lost	Rating
Malone	233	117	1428	50.2	13	7	45t	10/80	75.6
Woodley	183	94	1357	51.4	6	14	69	13/94	54.7
Campbell	96	43	612	44.8	4	6	51	10/60	53.7
Steelers	512	254	3397	49.6	23	27	69	33/224	64.0
Opponents	484	287	3088	59.3	18	20	75t	36/305	73.3

SCORING

	TD	Ru	Pa	Rt	PAT	FG	2Pt	Pts
Anderson	0	0	0	0	40/40	33/42	0	139
Lipps	15	1	12	2	0/0	0/0	0	90
Abercrombie	9	7	2	0	0/0	0/0	0	54
Stallworth	5	0	5	0	0/0	0/0	0	30
Erenberg	3	0	3	0	0/0	0/0	0	18
Pollard	3	3	0	0	0/0	0/0	0	18
Woodley	2	2	0	0	0/0	0/0	0	12
Malone	1	1	0	0	0/0	0/0	0	6
Thompson	1	0	1	0	0/0	0/0	0	6
Merriwether	1	0	0	1	0/0	0/0	0	6
Steelers	40	14	23	3	40/40	33/42	0	379
Opponents	42	19	18	6	39/40	19/25	0	349

Sacks: Willis 5.5, Hinkle 5.0, Merriwether 4.0, Gary 3.0, Goodman 3.0, Cole 3.0, Catano 3.0, Dunn 2.5, Team 2.0, Carr 1.0, Nelson 1.0, Little 1.0, Woods 1.0, Sims 1.0. Steelers: 36.0, Opponents: 33.0

2-Pt. Conversions: Steelers 0-0, Opponents 0-0

RUSHING

	No.	Yds	Avg	Long	TD
Pollard	233	991	4.3	56	3
Abercrombie	227	851	3.8	32t	7
Malone	15	80	5.3	25	1
Woodley	17	71	4.2	13	2
Erenberg	16	67	4.2	12	0
Spencer	13	56	4.3	11	0
Campbell	9	28	3.1	14	0
Moise	8	17	2.1	9	0
Lipps	3	16	5.3	15t	1
Steelers	541	2177	4.0	56	14
Opponents	470	1876	4.0	77t	19

RECEIVING

	No.	Yds	Avg	Long	TD
Stallworth	75	937	12.5	41	5
Lipps	59	1134	19.2	51	12
Erenberg	33	326	9.9	35	3
Pollard	24	250	10.4	20	0
Abercrombie	24	209	8.7	27	2
Sweeney	16	234	14.6	69	0
Thompson	8	138	17.3	42	1
Gothard	6	83	13.8	24	0
Cunningham	6	61	10.2	17	0
Spencer	3	25	8.3	13	0
Steelers	254	3397	13.4	69	23
Opponents	287	3088	10.8	75t	18

INTERCEPTIONS

	No.	Yds	Avg	Long	TD
Woodruff	5	80	16.0	33	0
Williams	4	47	11.8	29	0
Shell	4	40	10.0	26	0
Merriwether	2	36	18.0	35t	1
Swain	2	4	2.0	4	0
Little	2	0	0.0	3	0
Cole	1	4	4.0	4	0
Steelers	27	211	10.6	35t	0
Opponents	20	409	15.2	57t	5

PUNTING

	No.	Yds	Avg	Net	TB	In	Lg	B
Newsome	78	3088	39.6	32.5	7	17	59	0
Steelers	78	3088	39.6	32.5	7	17	59	0
Opponents	86	3515	40.9	32.9	10	17	65	0

PUNT RETURNS

	Ret	FC	Yds	Avg	Long	TD
Lipps	36	2	437	12.1	71t	2*
Woods	13	2	46	3.5	10	0
Steelers	49	4	483	9.9	71t	2
Opponents	43	8	380	8.8	31	0

KICKOFF RETURNS

	No.	Yds	Avg	Long	TD
Spencer	27	617	22.9	40	0
Erenberg	21	441	21.0	35	0
Lipps	13	237	18.2	24	0
Washington	3	34	11.3	14	0
Tuggle	1	8	8.0	8	0
Steelers	65	1337	20.6	40	0
Opponents	65	1566	24.1	95	0

FIELD GOALS

	1-19	20-29	30-39	40-49	50+
Anderson	1/1	12/13	14/15	5/9	5/9
Steelers	1/1	12/13	14/15	5/9	1/4
Opponents	2/2	2/3	11/12	4/5	0/3

* Team Record

MEDIA INFORMATION

FOOTBALL STAFF

2015 PLAYERS

2014 IN-REVIEW

STEELERS HISTORY

RECORDS

1984 FINAL REGULAR-SEASON STATISTICS (Won 9, Lost 7)

SCHEDULE

Date	W-L	Score	Opponent	Attendance
9/2	L	37-27	Kansas City	56,709
9/6	W	23-17	at NY Jets	70,564
9/16	W	24-14	L.A. Rams	58,104
9/23	L	20-10	at Cleveland	77,312
10/1	W	31-7	Cincinnati	57,098
10/7	L	38-17	Miami	59,103
10/14	W	20-17	at San Francisco	59,110
10/21	L	17-16	at Indianapolis	60,026
10/28	W	35-10	Atlanta	55,971
11/4	W	35-7	Houston	48,892
11/11	L	22-20	at Cincinnati	52,497
11/19	L	27-24	at New Orleans	66,005
11/25	W	52-24	San Diego	55,586
12/2	L	23-20	at Houston	39,786
12/9	W	23-20	Cleveland	55,825
12/16	W	13-7	at L.A. Raiders	83,056

TEAM STATISTICS

	Pittsburgh	Opponent
Total First Downs	302	282
Rushing	117	87
Passing	167	167
Penalty	18	28
3rd Down: Made/Att	92/227	75/225
3rd Down Pct.	40.5	33.3
Total Net Yards	5420	4916
Avg. Per Game	338.8	307.3
Total Plays	1052	1016
Avg. Per Play	5.2	4.8
Net Yards Rushing	2179	1617
Avg. Per Game	136.2	101.1
Total Rushes	574	454
Net Yards Passing	3241	3299
Avg. Per Game	202.6	206.2
Sacked/Yards Lost	35/278	47/390
Gross Yards	3519	3689
Att./Completions	443/240	515/299
Completion Pct.	54.2	58.1
Had Intercepted	25	31
Punts/Average	70/41.2	90/42.4
Net Punting Avg.	70/34.7	90/32.5
Penalties/Yards	112/948	107/945
Fumbles/Ball Lost	40/15	30/11
Touchdowns	45	35
Rushing	13	12
Passing	25	19
Returns	7	4

SCORE BY PERIOD

	01	02	03	04	OT	Pts
Steelers	50	147	95	95	0	387
Opponents	26	105	69	107	3	310

PASSING

	Att	Cmp	Yds	Cmp%	TD	Int	Long	Sack/Lost	Rating
Malone	272	147	2137	54.0	16	17	61t	25/211	73.4
Woodley	156	85	1273	54.5	8	7	80t	10/67	79.9
Campbell	15	8	109	53.3	1	1	25t	0/0	71.3
Steelers	443	240	3519	54.2	25	25	80t	35/278	75.6
Opponents	515	299	3689	58.1	19	31	68	47/390	67.5

SCORING

	TD	Ru	Pa	Rt	PAT	FG	2Pt	Pts
Anderson	0	0	0	0	45/45	24/32	0	117
Stallworth	11	0	11	0	0/0	0/0	0	66
Lipps	11	1	9	1	0/0	0/0	0	66
Pollard	6	6	0	0	0/0	0/0	0	36
Erenberg	3	2	1	0	0/0	0/0	0	18
Malone	3	3	0	0	0/0	0/0	0	18
Thompson	3	0	3	0	0/0	0/0	0	18
Washington	2	0	2	0	0/0	0/0	0	12
Abercrombie	1	0	0	0/0	0/0	0/0	0	6
Shell	1	0	0	1	0/0	0/0	0	6
Cunningham	1	0	1	0	0/0	0/0	0	6
Woodruff	1	0	0	1	0/0	0/0	0	6
Steelers	43	13	25	5	45/45	24/32	0	375
Opponents	35	12	19	3	34/35	22/28	0	310

Sacks: Merriweather 15.0, E.Nelson 7.0, Hinkle 5.5,

Willis 5.0, Gary 4.0, Goodman 2.5, Cole 2.0, E. Williams

2.0, Little 1.0, Dunn 1.0, Clayton 1.0, Team 1.0,

Steelers: 47.0, Opponents: 35.0

2-Pt. Conversions: Steelers 0-0, Opponents 0-0

RUSHING

	No.	Yds	Avg	Long	TD
Pollard	213	851	4.0	52	6
Abercrombie	145	610	4.2	31	1
Erenberg	115	405	3.5	31t	2
Corley	18	89	4.9	23	0
Veals	31	87	2.8	9	0
Lipps	7	71	23.7	36t	1
Malone	25	42	1.7	13t	3
Gillespie	7	18	2.6	9	0
Woodley	11	14	1.3	7	0
Spencer	1	0	0.0	0	0
Colquitt	1	0	0.0	0	0
Capers	1	-3	-3.0	-3	0
Campbell	3	-5	-5.0	-5	0
Steelers	574	2179	3.8	52	13
Opponents	454	1617	3.6	31	12

RECEIVING

	No.	Yds	Avg	Long	TD
Stallworth	80	1395	17.4	51	11
Lipps	45	860	19.1	80t	9
Erenberg	38	358	9.4	25	1
Pollard	21	186	8.9	18	0
Thompson	17	291	17.1	59	3
Abercrombie	16	135	8.4	59	0
Capers	7	81	11.6	19	0
Kolodziejewski	5	59	11.8	22	0
Cunningham	4	64	16.0	29	1
O. Nelson	2	31	15.5	19	0
Sweeney	2	25	12.5	16	0
Garrity	2	22	11.0	12	0
Gillespie	1	12	12.0	12	0
Steelers	240	3519	14.7	80t	25
Opponents	299	3689	12.3	68	19

INTERCEPTIONS

	No.	Yds	Avg	Long	TD
Shell	7	61	8.7	52t	1
Washington	6	138	23.0	69t	2
Woodruff	5	56	11.2	42t	1
Hinkle	3	77	25.7	43	0
E. Williams	3	-49	16.3	44	0
Merriweather	2	9	4.5	8	0
Woods	2	0	0.0	0	0
C. Brown	1	31	31.0	31	0
Cole	1	12	12.0	12	0
Clayton	1	0	0.0	0	0
Steelers	31	433	14.0	69t	4
Opponents	25	371	14.8	70	1

PUNTING

	No.	Yds	Avg	Net	TB	In	Lg	B
Colquitt	70	2883	41.2	34.7	5	21	62	0
Steelers	70	2883	41.2	34.7	5	21	62	0
Opponents	90	3818	42.4	32.5	10	13	60	0

PUNT RETURNS

	Ret	FC	Yds	Avg	Long	TD
Lipps	53	0	656	12.4	76t	1
Woods	6	0	40	6.7	14	0
Clayton	1	0	0	0.0	0	0
Long	1	0	0	0.0	0	0
Steelers	61	0	696	11.4	76t	1
Opponents	37	0	351	9.5	58t	1

KICKOFF RETURNS

	No.	Yds	Avg	Long	TD
Erenberg	28	575	20.5	47	0
Spencer	18	373	20.7	40	0
Veals	4	-40	-10.0	18	0
Corley	1	15	15.0	15	0
Gillespie	1	12	12.0	12	0
C. Brown	1	11	11.0	11	0
Catano	1	0	0.0	0	0
Steelers	54	1026	19.0	47	0
Opponents	61	1338	21.9	97t	1

FIELD GOALS

	1-19	20-29	30-39	40-49	50+
Anderson	0/0	8/9	6/9	8/11	2/3
Steelers	0/0	8/9	6/9	8/11	2/3
Opponents	2/2	5/5	8/10	6/9	1/2

• Team Record

1983 FINAL REGULAR-SEASON STATISTICS (Won 10, Lost 6)

SCHEDULE

Date	W-L	Score	Opponent	Attendance
9/4	L 14-10		Denver	58,233
9/11	W 25-21		at Green Bay	58,154
9/18	W 40-28		at Houston	44,150
9/25	L 28-23		New England	58,282
10/2	W 17-10		Houston	56,901
10/10	W 24-14		at Cincinnati	56,086
10/16	W 44-17		Cleveland	59,263
10/23	W 27-21		at Seattle	61,615
10/30	W 17-12		Tampa Bay	57,468
11/6	W 26-3		San Diego	58,191
11/13	W 24-13		at Baltimore	57,319
11/20	L 17-14		Minnesota	58,417
11/24	L 45-3		at Detroit	77,724
12/4	L 23-10		Cincinnati	55,832
12/10	W 34-7		at N.Y. Jets	53,996
12/18	L 30-17		at Cleveland	72,313

TEAM STATISTICS

	Pittsburgh	Opponent
Total First Downs	312	278
Rushing	156	100
Passing	141	151
Penalty	15	27
3rd Down Made/Att	99/231	77/216
3rd Down Pct.	42.9	35.6
Total Net Yards	5014	4728
Avg. Per Game	313.4	295.5
Total Plays	1075	1006
Avg. Per Play	4.7	4.7
Net Yards Rushing	2610	1833
Avg. Per Game	163.1	114.6
Total Rushes	614	509
Net Yards Passing	2404	2895
Avg. Per Game	150.3	180.9
Sacked/Yards Lost	52/350	50/361
Gross Yards	2754	3256
Att./Completions	409/211	447/238
Completion Pct.	51.6	53.2
Had Intercepted	23	28
Punts/Average	80/41.9	88/41.1
Net Punting Avg.	80/35.0	88/33.1
Penalties/Yards	99/836	96/782
Fumbles/Ball Lost	42/20	34/17
Touchdowns	39	37
Rushing	17	14
Passing	15	19
Returns	7	4

SCORE BY PERIOD

	Q1	Q2	Q3	Q4	OT	Pts
Steelers	95	105	30	125	0	355
Opponents	80	78	72	73	0	303

PASSING

	Att	Cmp	Yds	Cmp%	TD	Int	Long	Sack/Loss	Rating
Stoudt	381	197	2553	51.7	12	21	52	51/339	60.6
Malone	20	9	124	45.0	1	2	38	1/11	42.5
Bradshaw	8	5	77	62.5	2	0	24	0/0	133.9
Steelers	409	211	2754	51.6	15	23	52	52/350	61.9
Opponents	447	238	3256	53.2	19	28	76t	50/361	64.9

SCORING

	TD	Ru	Pa	Rt	PAT	FG	2Pt	Pts
Anderson	0	0	0	0	38/39	27/31	0	119
Abercrombie	7	4	3	0	0/0	0/0	0	42
F. Harris	7	5	2	0	0/0	0/0	0	42
Sweeney	5	0	5	0	0/0	0/0	0	30
Pollard	4	4	0	0	0/0	0/0	0	24
Stoudt	4	4	0	0	0/0	0/0	0	24
Cunningham	3	0	3	0	0/0	0/0	0	18
Hinkle	1	0	0	1	0/0	0/0	0	6
Johnson	1	0	0	1	0/0	0/0	0	6
Clayton	1	0	0	1	0/0	0/0	0	6
Merrweather	1	0	0	1	0/0	0/0	0	6
Capers	1	0	1	0	0/0	0/0	0	6
Garrity	1	0	1	0	0/0	0/0	0	6
Steelers	36	17	15	4	38/39	27/31	0	337
Opponents	37	14	19	4	436/37	15/20	0	303

Sacks: Willis 14.0, Gary 7.5, Dunn 6.0, Cole 5.0, Lambert 4.0, Nelson 3.0, Beasley 2.5, Rivera 2.0, Clayton 2.0, Kohrs 1.5, Goodman 1.0, Woodruff 1.0, Merrweather 0.5, Steelers: 50.0, Opponents: 52.0
2-Pt. Conversions: Steelers 0-0, Opponents 0-0

RUSHING

	No.	Yds	Avg	Long	TD
F. Harris	279	1007	3.6	19	5
Pollard	135	608	4.5	32	4
Stoudt	77	479	6.2	23	4
Abercrombie	112	446	4.0	50t	4
Hawthorne	5	47	9.4	20	0
T. Harris	2	15	7.5	10	0
Odum	2	7	3.5	-4	0
Bradshaw	8	7	0.9	7	0
Sweeney	3	5	1.7	2	0
Steelers	614	2610	4.3	50t	17
Opponents	509	1833	3.6	30	14

RECEIVING

	No.	Yds	Avg	Long	TD
Sweeney	39	577	14.8	42	5
Cunningham	35	442	12.6	25	3
F. Harris	34	278	8.2	29t	2
Abercrombie	26	391	15.0	51t	3
Hawthorne	19	300	15.8	52	0
Garrity	19	279	14.7	38	1
Pollard	16	127	7.9	17	0
Capers	10	185	18.5	36	1
Stallworth	8	100	12.5	20	0
Skansi	3	39	13.0	21	0
Rodgers	2	36	18.0	25	0
Steelers	211	2754	13.1	52	15
Opponents	238	3256	13.7	76t	19

INTERCEPTIONS

	No.	Yds	Avg	Long	TD
Woods	5	53	10.6	31	0
Shell	5	18	3.6	18	0
Blount	4	32	8.0	21	0
Woodruff	3	85	28.3	47	0
Johnson	3	84	28.0	34t	1
Merrweather	3	55	18.3	31t	1
Lambert	2	-1	-0.5	0	0
Clayton	1	70	70.0	70t	1
Washington	1	25	25.0	25	0
Hinkle	1	14	14.0	14t	1
Steelers	28	435	15.5	70t	4
Opponents	23	252	11.0	41t	2

PUNTING

	No.	Yds	Avg	Net	TB	In	Lg	B
Colquitt	80	3352	41.9	35.0	7	20	58	0
Steelers	80	3352	41.9	35.0	7	20	58	0
Opponents	88	3615	41.1	33.1	14	10	61	0

PUNT RETURNS

	Ret	FC	Yds	Avg	Long	TD
Skansi	43	9	363	8.4	57	0
Woods	5	0	46	9.2	13	0
T. Harris	3	0	12	4.0	6	0
Steelers	51	9	421	8.3	57	0
Opponents	44	5	418	9.5	81t	1

KICKOFF RETURNS

	No.	Yds	Avg	Long	TD
Ddom	39	758	19.4	35	0
T. Harris	18	289	16.1	32	0
Bingham	1	15	15.0	15	0
Kohrs	1	6	6.0	6	0
Steelers	59	1068	18.1	35	0
Opponents	65	1507	23.2	97t	1

FIELD GOALS

	1-19	20-29	30-39	40-49	50+
Anderson	2/2	8/9	9/10	8/10	0/0
Steelers	2/2	8/9	9/10	8/10	0/0
Opponents	1/1	6/7	6/6	2/5	0/1

1982 FINAL REGULAR-SEASON STATISTICS (Won 6, Last 3)

SCHEDULE

Date	W-L	Score	Opponent	Attendance
9/13	W	36-28	at Dallas	63,431
9/19	W	26-20/OT	Cincinnati	53,973
9/26	Cancelled		N.Y. Giants*	
10/3	Cancelled		at Denver*	
10/11	Cancelled		Philadelphia*	
10/17	Cancelled		at Washington*	
10/31	Cancelled		at Cincinnati*	
11/7	Cancelled		Houston*	
11/14	Cancelled		N.Y. Jets*	
11/21	W	24-10	at Houston	42,338
11/28	L	16-0	at Seattle	55,553
12/5	W	35-14	Kansas City	52,090
12/12	L	13-0	at Buffalo	58,391
12/19	L	10-9	at Cleveland	67,139
12/26	W	37-14	New England	50,515
1/2	W	37-21	Cleveland	52,312

* Game cancelled for player strike

SCORING

	TD	Ru	Fa	Rt	PAT	FG	2Pt	Pts
Anderson	0	0	0	0	0	22/22	10/12	0 52
Stallworth	7	0	7	0	0/0	0/0	0	42
Smith	4	0	4	0	0/0	0/0	0	24
Hawthorne	3	0	3	0	0/0	0/0	0	18
Cunningham	2	0	2	0	0/0	0/0	0	12
Pollard	2	2	0	0	0/0	0/0	0	12
Hains	2	2	0	0	0/0	0/0	0	12
Abercrombie	2	2	0	0	0/0	0/0	0	12
Thornton	1	1	0	0	0/0	0/0	0	6
Pinney	1	0	1	0	0/0	0/0	0	6
Steelers	24	7	17	0	22/22	10/12	0	198
Opponents	17	5	12	0	17/17	9/14	0	146

Sacks: Beasley 6.0, Dunn 6.0, Cole 5.0, Lambert 4.0, Ham 3.0, Toews 2.5, Kohrs 2.0, Goodman 1.5, Shell 1.0, Hinkle 1.0, Woodruff 1.0, Willis 1.0, **Steelers: 34.0, Opponents: 19.0**

2-Pt. Conversions: Steelers 0-0, Opponents 0-0

INTERCEPTIONS

	No.	Yds	Avg	Long	TD
Woodruff	5	53	10.6	30	0
Shell	5	27	5.2	18	0
Johnson	2	5	2.5	5	0
Toews	1	20	20.0	20	0
Woods	1	12	12.0	12	0
Lambert	1	6	6.0	6	0
Ham	1	2	2.0	2	0
Blount	1	2	2.0	2	0
Steelers	17	127	7.5	30	0
Opponents	16	168	10.5	28	0

PUNTING

	No.	Yds	Avg	Net	TB	In	Lg	B
Goodson	49	1981	40.4	35.1	4	11	66	1
Steelers	49	1981	40.4	35.1	4	11	66	1
Opponents	53	2019	38.1	30.6	4	9	54	2

PUNT RETURNS

	Ret	FC	Yds	Avg	Long	TD
Sydnor	22	3	172	7.8	21	0
Woods	13	2	142	10.9	20	0
Merrifweather	1	0	3	3.0	3	0
Steelers	36	5	317	8.8	21	0
Opponents	28	4	182	6.5	17	0

KICKOFF RETURNS

	No.	Yds	Avg	Long	TD
Bohannon	14	329	23.5	57	0
Abercrombie	7	139	19.9	46	0
French	2	38	19.0	26	0
Sydnor	2	37	18.5	20	0
Moser	1	18	18.0	18	0
Bonnalley	1	8	8.0	8	0
Swann	1	0	0.0	0	0
Steelers	28	569	20.3	57	0
Opponents	36	821	22.8	39	0

FIELD GOALS

	1-19	20-29	30-39	40-49	50+
Anderson	0/0	4/4	1/2	5/5	0/1
Steelers	0/0	4/4	1/2	5/5	0/1
Opponents	0/0	2/2	4/5	2/5	1/2

TEAM STATISTICS

	Pittsburgh	Opponent
Total First Downs	171	174
Rushing	69	92
Passing	91	142
Penalty	11	14
3rd Down: Made/Att	47/121	47/126
3rd Down Pct.	39.0	37.3
Total Net Yards	297.0	287.4
Avg. Per Game	330.0	319.3
Total Plays	583	599
Avg. Per Play	5.1	4.8
Net Yards Rushing	1187	762
Avg. Per Game	131.9	84.7
Total Rushes	289	236
Net Yards Passing	1783	2112
Avg. Per Game	198.1	234.7
Sacked/Yards Lost	19/139	34/273
Gross Yards	1922	2385
Att./Completions	275/141	329/176
Completion Pct.	51.3	53.5
Had Intercepted	16	17
Punts/Average	49/40.4	53/38.1
Net Punting Avg.	49/35.1	53/30.6
Penalties/Yards	59/459	44/345
Fumbles/Ball Lost	18/7	17/8
Touchdowns	25	17
Rushing	7	5
Passing	17	12
Returns	1	6

SCORE BY PERIOD

	Q1	Q2	Q3	Q4	OT	Pts
Steelers	47	54	38	59	6	204
Opponents	13	43	38	52	0	146

PASSING

	Att	Cmp	Yds	Cmp%	TD	Int	Long	Sack/Lost	Rating
Bradshaw	240	127	1768	52.9	17	11	74t	18/131	81.4
Stoudt	35	14	154	40.0	0	5	24	1/8	14.2
Steelers	275	141	1922	51.3	17	16	74t	19/139	70.3
Opponents	329	176	2385	53.5	12	17	75t	34/273	67.5

RUSHING

	No.	Yds	Avg	Long	TD
Harris	140	604	4.3	21	2
Pollard	62	238	3.8	18	2
Abercrombie	21	100	4.8	34	2
Davis	24	72	3.0	9	0
Hawthorne	15	68	4.5	11	0
Thornton	6	33	5.5	13	1
Stoudt	11	28	2.5	8	0
Swann	1	25	25.0	25	0
Bradshaw	8	10	2.3	6	0
Stallworth	1	9	9.0	9	0
Steelers	289	1187	4.1	34	7
Opponents	236	762	3.2	33	5

RECEIVING

	No.	Yds	Avg	Long	TD
Harris	31	249	8.0	20	0
Stallworth	27	441	16.3	74t	7
Cunningham	21	277	13.2	31	2
Swann	18	265	14.7	60	0
Smith	17	382	22.8	51	4
Hawthorne	12	182	15.2	46t	3
Pollard	6	39	6.5	11	0
Sweeney	5	50	10.0	17	0
Abercrombie	1	14	14.0	14	0
Davis	1	11	11.0	11	0
Thornton	1	4	4.0	4	0
Pinney	1	3	3.0	3t	1
Steelers	141	1922	13.6	74t	17
Opponents	176	2385	13.6	75t	12

1981 FINAL REGULAR-SEASON STATISTICS (Won 8, Lost 8)

MEDIA INFORMATION

FOOTBALL STAFF

2015 PLAYERS

2014 IN REVIEW

STEELERS HISTORY

RECORDS

SCHEDULE

Date	W-L	Score	Opponent	Attendance
9/6	L	37-33	Kansas City	53,305
9/10	L	30-10	at Miami	74,190
9/20	W	38-10	N.Y. Jets	52,973
9/27	W	27-21	New England	53,344
10/4	W	20-6	at New Orleans	64,578
10/11	W	13-7	Cleveland	53,255
10/18	L	34-7	at Cincinnati	57,090
10/26	W	26-13	Houston	52,732
11/1	L	17-14	San Francisco	52,878
11/8	L	24-21	at Seattle	59,058
11/15	W	34-20	at Atlanta	57,485
11/22	W	32-10	at Cleveland	77,958
11/29	W	24-0	L.A. Rams	51,854
12/7	L	30-27	at Oakland	51,769
12/13	L	17-10	Cincinnati	50,623
12/20	L	21-20	at Houston	41,056

SCORING

	TD	Ru	Pa	Rt	PAT	FG	2Pt	Pts
Trout	0	0	0	0	38/46	12/17	0	74
Harris	9	8	1	0	0/0	0/0	0	54
Smith	7	0	7	0	0/0	0/0	0	42
Stallworth	5	0	5	0	0/0	0/0	0	30
Swann	5	0	5	0	0/0	0/0	0	30
Thornton	4	4	0	0	0/0	0/0	0	24
Cunningham	3	0	3	0	0/0	0/0	0	18
Malone	3	2	1	0	0/0	0/0	0	18
Pollard	2	2	0	0	0/0	0/0	0	12
Hawthorne	2	2	0	0	0/0	0/0	0	12
Bradshaw	2	2	0	0	0/0	0/0	0	12
Davis	1	1	0	0	0/0	0/0	0	6
Blount	1	0	0	1	0/0	0/0	0	6
Grossman	1	0	1	0	0/0	0/0	0	6
Finney	1	0	1	0	0/0	0/0	0	6
Moser	1	0	1	0	0/0	0/0	0	6
Steelers	47	21	25	1	38/46	12/17	0	356
Opponents	34	10	22	3	33/35	18/33	0	291

Sacks: Dunn 8.0, Kohrs 5.5, Beasley 5.0, Greene 4.5, Banaszak 4.0, Greenwood 3.0, Goodman 3.0, Cole 2.5, Lambert 2.0, Winston 1.5, Woodruff 1.0.
Steelers: 40.0, Opponents: 27.0
2-Pt. Conversions: Steelers 0-0, Opponents 0-0

INTERCEPTIONS

	No.	Yds	Avg	Long	TD
Blount	6	106	17.7	50t	1
Lambert	6	76	12.7	31	0
Shelf	5	52	10.4	25	0
Thomas	4	18	4.5	16	0
Washington	3	46	15.3	35	0
Johnson	2	8	4.0	8	0
Cole	1	29	29.0	29	0
Ham	1	23	23.0	23	0
Woodruff	1	17	17.0	17	0
Winston	1	1	1.0	1	0
Steelers	30	376	12.5	50t	1
Opponents	19	226	11.9	34	0

PUNTING

	No.	Yds	Avg	Net	TB	In	Lg	B
Colquitt	84	3641	43.3	35.3	16	25	74	0
Steelers	84	3641	43.3	35.3	16	25	74	0
Opponents	78	3286	42.1	35.8	4	12	62	0

PUNT RETURNS

	Ret	FC	Yds	Avg	Long	TD
Smith	30	1	204	6.8	28	0
Anderson	20	8	208	10.4	33	0
Steelers	50	9	412	8.2	33	0
Opponents	34	10	358	10.5	87t	2

KICKOFF RETURNS

	No.	Yds	Avg	Long	TD
Anderson	37	825	22.3	35	0
Hawthorne	7	138	19.7	30	0
Moser	3	76	25.3	29	0
Diiden	3	45	15.0	18	0
Davis	1	8	8.0	8	0
Malone	1	3	3.0	3	0
Thornton	1	1	1.0	1	0
Steelers	53	1096	20.7	35	0
Opponents	52	1253	24.1	51	0

FIELD GOALS

	1-19	20-29	30-39	40-49	50+
Trout	4/5	4/4	1/2	3/5	0/1
Steelers	4/5	4/4	1/2	3/5	0/1
Opponents	0/0	5/5	7/10	6/14	0/4

*Team Record

TEAM STATISTICS

	Pittsburgh	Opponent
Total First Downs	318	323
Rushing	137	114
Passing	156	181
Penalty	25	28
3rd Down: Made/Att	83/203	90/231
3rd Down Pct.	40.9	39.0
Total Net Yards	5598	5652
Avg. Per Game	349.9	353.3
Total Plays	1042	1084
Avg. Per Play	5.4	5.2
Net Yards Rushing	2372	1869
Avg. Per Game	148.3	116.8
Total Rushes	554	500
Net Yards Passing	3226	3783
Avg. Per Game	201.6	236.4
Sacked/Yards Lost	27/231	40/325
Gross Yards	3457	4107
Att./Completions	461/247	542/302
Completion Pct.	53.6	55.5
Had Intercepted	19	30
Punts/Average	84/43.3	78/42.1
Net Punting Avg.	84/35.3	78/35.8
Penalties/Yards	97/840	112/960
Fumbles/Ball Lost	39/22	31/16
Touchdowns	47	35
Rushing	21	10
Passing	25	22
Returns	1	3

SCORE BY PERIOD

	Q1	Q2	Q3	Q4	OT	Pts
Steelers	90	97	84	79	6	356
Opponents	33	97	58	109	3	297

RUSHING

	No.	Yds	Avg	Long	TD
Harris	242	987	4.1	50	8
Pollard	123	570	4.6	29	2
Davis	47	270	5.7	28	1
Thornton	56	202	3.6	17t	4
Bradshaw	38	162	4.3	16	2
Malone	16	68	4.3	19	2
Hawthorne	25	58	2.3	16	2
Stallworth	1	17	17.0	17	0
Smith	1	15	15.0	15	0
Stout	3	11	3.7	10	0
Colquitt	1	8	8.0	8	0
Moser	1	4	4.0	4	0
Steelers	554	2372	4.3	50	21
Opponents	500	1869	3.7	60	10

RECEIVING

	No.	Yds	Avg	Long	TD
Stallworth	63	1098	17.4	55	5
Cunningham	41	574	14.0	30	3
Harris	37	250	6.8	26	1
Swann	34	505	14.9	44	5
Smith	29	571	19.7	46t	7
Pollard	19	156	8.2	26	0
Thornton	8	78	9.8	30	0
Davis	4	34	8.5	19	0
Hawthorne	4	23	5.8	12	0
Grossman	3	19	6.3	14t	1
Sweeney	2	53	26.5	32	0
Malone	1	90	90.0	90t	1
Moser	1	5	5.0	5t	1
Finney	1	1	1.0	1t	1
Steelers	247	3457	14.0	90t	25
Opponents	302	4108	13.6	73t	22

PASSING

	Att	Cmp	Yds	Cmp%	TD	Int	Long	Sack/Lost	Rating
Bradshaw	370	201	2887	54.3	22	14	90t	17/155	83.9
Malone	88	45	553	51.1	3	5	30	10/76	58.6
Stout	3	1	17	33.3	0	0	17	0/0	53.5
Steelers	461	247	3457	53.6	25	19	90t	27/231	78.9
Opponents	544	302	4107	55.5	22	30	73t	40/325	70.3

1980 FINAL REGULAR-SEASON STATISTICS (Won 9, Lost 7)

SCHEDULE

Date	W-L	Score	Opponent	Attendance
9/7	W	31-17	Houston	54,386
9/14	W	20-17	at Baltimore	54,914
9/21	L	30-28	at Cincinnati	52,490
9/28	W	38-3	Chicago	53,987
10/5	W	23-17	at Minnesota	47,583
10/12	L	17-16	Cincinnati	53,668
10/20	L	45-34	Oakland	53,940
10/26	L	27-26	at Cleveland	79,095
11/2	W	22-20	Green Bay	52,165
11/9	W	24-21	at Tampa Bay	71,636
11/16	W	16-13	Cleveland	54,563
11/23	L	28-13	at Buffalo	79,659
11/30	W	23-10	Miami	51,384
12/4	L	6-0	at Houston	53,960
12/14	W	21-16	Kansas City	50,013
12/22	L	26-17	at San Diego	51,785

TEAM STATISTICS

	Pittsburgh	Opponent
Total First Downs	308	302
Rushing	111	101
Passing	177	171
Penalty	20	30
3rd Down: Made/Att	101/224	94/232
3rd Down Pct.	45.1	40.5
Total Net Yards	5554	5134
Avg. Per Game	347.1	320.9
Total Plays	1033	1036
Avg. Per Play	5.4	5.0
Net Yards Rushing	1986	1762
Avg. Per Game	124.1	110.1
Total Rushes	512	486
Net Yards Passing	3568	3372
Avg. Per Game	223.0	210.8
Sacked/Yards Lost	18/145	37/264
Gross Yards	3832	3517
Att./Completions	484/250	532/280
Completion Pct.	51.7	52.6
Had Intercepted	24	26
Fumbles/Average	66/40.2	73/40.7
Penalties/Yards	111/933	93/806
Fumbles/Ball Lost	38/18	23/14
Touchdowns	42	37
Rushing	15	9
Passing	26	25
Returns	1	3

SCORE BY PERIOD

	01	02	03	04	OT	Pts
Steelers	79	115	76	82	0	352
Opponents	57	91	81	84	0	313

PASSING

	Att	Cmp	Yds	Cmp%	TD	Int	Long	Sack/Lost	Rating
Bradshaw	424	218	3339	51.4	24	22	68t	33/245	75.0
Stoudt	60	32	493	53.3	2	2	72	4/19	78.0
Steelers	484	250	3832	51.7	26	24	72	37/264	75.4
Opponents	532	280	3517	52.6	25	26	69t	18/145	68.8

SCORING

	TD	Ru	Pa	Rt	PAT	FG	ZPt	Pts
Bahr	0	0	0	0	39/42	19/28	0	96
Smith	9	0	9	0	0/0	0/0	0	54
Swann	7	0	7	0	0/0	0/0	0	42
Harris	6	4	2	0	0/0	0/0	0	36
Hawthorne	4	4	0	0	0/0	0/0	0	24
Thornton	4	3	1	0	0/0	0/0	0	24
Bradshaw	2	2	0	0	0/0	0/0	0	12
Bell	2	0	2	0	0/0	0/0	0	12
Bleier	2	1	1	0	0/0	0/0	0	12
Cunningham	2	0	2	0	0/0	0/0	0	12
Stallworth	1	0	1	0	0/0	0/0	0	6
Sweeney	1	0	1	0	0/0	0/0	0	6
Davis	1	1	0	0	0/0	0/0	0	6
Winston	1	0	0	1	0/0	0/0	0	6
Steelers	42	15	26	1	39/42	19/28	0	352
Opponents	37	9	25	3	34/37	19/29	0	313

Sacks: Greenwood 5.0, Greene 3.5, Furness 3.5, Banasak 2.5, Beasley 1.0, Cole 1.0, Ham 1.0, Dunn 0.5, Steelers: 18.0, Opponents: 37.0

RUSHING

	No.	Yds	Avg	Long	TD
Harris	208	789	3.8	26	4
Bleier	78	340	4.4	19	1
Thornton	78	325	4.2	28	3
Hawthorne	63	226	3.6	15	4
Davis	33	132	4.0	12	1
Bradshaw	36	111	3.1	18	2
Stoudt	9	35	3.9	12	0
Colquitt	1	17	17.0	17	0
Pollard	4	16	4.0	12	0
Smith	1	-1	-1.0	-1	0
Swann	1	-4	-4.0	-4	0
Steelers	512	1986	3.9	28	15
Opponents	486	1762	3.6	37	9

RECEIVING

	No.	Yds	Avg	Long	TD
Swann	44	710	16.1	68t	7
Smith	37	711	19.2	45t	9
Harris	30	196	6.5	31	2
Bell	29	748	25.8	72	2
Grossman	23	293	12.7	35	0
Bleier	21	174	8.3	17	1
Cunningham	18	232	12.9	35	2
Thornton	15	131	8.7	29t	1
Sweeney	12	282	23.5	34	1
Hawthorne	12	158	13.2	33	0
Stallworth	9	197	21.9	50t	1
Steelers	250	3832	15.3	72	26
Opponents	280	3517	12.6	69t	25

INTERCEPTIONS

	No.	Yds	Avg	Long	TD
Shell	7	135	19.3	67	0
Wagner	6	27	4.5	6	0
Blount	4	28	7.0	17	0
Ham	2	16	8.0	15	0
Lambert	2	1	0.5	1	0
Thomas	2	0	0.0	0	0
Cole	1	34	34.0	34	0
Johnson	1	19	19.0	19	0
Woodruff	1	0	0.0	0	0
Steelers	26	260	10.0	67	0
Opponents	24	226	9.4	36	2

PUNTING

	No.	Yds	Avg	TB	In	Lg	B
Colquitt	61	2483	40.7	5	13	54	0
Bradshaw	5	173	34.6	0	0	44	0
Steelers	66	2656	40.2	5	13	54	0
Opponents	73	2970	40.7	10	18	61	1

PUNT RETURNS

	Ret	FC	Yds	Avg	Long	TD
Bell	34	6	339	10.0	27	0
Smith	7	0	28	4.0	11	0
Cobb	3	0	19	6.3	13	0
Pollard	1	0	5	5.0	5	0
Steelers	45	6	391	8.7	27	0
Opponents	34	6	217	6.4	33	0

KICKOFF RETURNS

	No.	Yds	Avg	Long	TD
Pollard	22	494	22.5	34	0
Anderson	14	379	27.1	63	0
Hawthorne	9	169	18.8	36	0
Davis	9	160	17.7	24	0
Bell	3	50	16.7	21	0
Sweeney	3	42	14.0	25	0
Cobb	1	19	19.0	19	0
Thornton	1	15	15.0	15	0
Winston	1	13	13.0	13	0
Blount	1	9	9.0	9	0
Valentine	1	0	0.0	0	0
Steelers	65	1350	20.8	63	0
Opponents	68	1339	19.7	41	0

FIELD GOALS

	1-19	20-29	30-39	40-49	50+
Bahr	2/2	8/9	7/10	2/6	0/1
Steelers	2/2	8/9	7/10	2/6	0/1
Opponents	0/0	8/9	7/11	3/6	1/3

1979 FINAL REGULAR-SEASON STATISTICS (Won 12, Lost 4)

SCHEDULE

Date	W-L	Score	Opponent	Attendance
9/3	W	16-13	at New England	60,978
9/9	W	38-7	Houston	49,992
9/16	W	24-21	at St. Louis	50,416
9/23	W	17-13	Baltimore	49,483
9/30	L	17-14	at Philadelphia	70,352
10/7	W	51-35	at Cleveland	91,260
10/14	L	34-10	at Cincinnati	52,381
10/22	W	42-7	Denver	49,699
10/28	W	14-3	Dallas	50,199
11/4	W	38-7	Washington	49,462
11/11	W	30-3	at Kansas City	70,132
11/18	L	35-7	at San Diego	51,910
11/25	W	33-30	Cleveland	48,773
12/2	W	37-17	Cincinnati	46,521
12/10	L	20-17	at Houston	55,923
12/16	W	28-0	Buffalo	48,002

SCORING

	TD	Ru	Pa	Rt	PAT	FG	2Pt	Pts
Bahr	0	0	0	0	50	52	18/30	0 104
Harris	12	11	1	0	0	0	0	0 72
Thornton	10	6	4	0	0	0	0	0 60
Stallworth	8	0	8	0	0	0	0	0 48
Swann	6	1	5	0	0	0	0	0 36
Cunningham	4	0	4	0	0	0	0	0 24
Bleier	4	4	0	0	0	0	0	0 24
Smith	2	0	2	0	0	0	0	0 12
Hawthorne	1	1	0	0	0	0	0	0 6
Winston	1	0	0	1	0	0	0	0 6
A. Anderson	1	1	0	0	0	0	0	0 6
Grossman	1	0	0	1	0	0	0	0 6
Moser	1	1	0	0	0	0	0	0 6
Brown	1	0	1	0	0	0	0	0 6
Steelers	52	25	26	1	50	52	18/30	0 416
Opponents	31	9	19	3	28	31	16/26	0 262

Sacks: Greenwood 7.0, Furness 7.0, Banaszak 5.5, Ham 5.0, Dunn 5.0, Greene 5.0, Shell 4.0, Lambert 3.5, Cole 2.5, Beasley 1.0, Winston 1.0, Toews 1.0, White 1.0, Valentine 0.5, Steelers: 49.0, Opponents: 27.0

INTERCEPTIONS

	No.	Yds	Avg	Long	TD
Lambert	6	29	4.8	23	0
Shell	5	10	2.0	8	0
Wagner	4	31	7.8	19	0
Winston	3	48	16.0	41t	1
Blount	3	1	0.3	1	0
Ham	2	8	4.0	6	0
Woodruff	1	31	31.0	31	0
Johnson	1	20	20.0	20	0
L. Anderson	1	19	19.0	19	0
Banaszak	1	3	3.0	3	0
Steelers	27	200	7.4	41t	1
Opponents	26	401	15.4	77t	1

PUNTING

	No.	Yds	Avg	TB	In	Lg	B
Calquitt	68	2733	40.2	8	19	61	0
Steelers	68	2733	40.2	8	19	61	0
Opponents	100	3995	40.0	6	23	59	0

PUNT RETURNS

	Ret	FC	Yds	Avg	Long	TD
Bell	45	7	378	8.4	27	0
Smith	16	1	146	9.1	38	0
Woodruff	1	0	0	0.0	0	0
Swann	1	3	-1	-1.0	-1	0
Steelers	63	11	523	8.3	38	0
Opponents	31	10	276	8.9	68	0

KICKOFF RETURNS

	No.	Yds	Avg	Long	TD
L. Anderson	34	732	21.5	44	0
A. Anderson	13	200	15.4	26	0
Hawthorne	2	46	23.0	23	0
Moser	1	6	6.0	6	0
Cole	1	3	3.0	3	0
Steelers	51	987	19.4	44	0
Opponents	81	1668	20.6	38	0

FIELD GOALS

	1-19	20-29	30-39	40-49	50+
Bahr	0/0	6/6	6/11	6/12	0/1
Steelers	0/0	6/6	6/11	6/12	0/1
Opponents	0/0	7/8	5/8	4/9	0/1

• Team Record

TEAM STATISTICS

	Pittsburgh	Opponent
Total First Downs	337	260
Rushing	141	95
Passing	179	135
Penalty	17	30
3rd Down: Made/Att	106/245	76/247
3rd Down Pct.	43.2	30.8
Total Net Yards	6258	4270
Avg. Per Game	391.1	266.9
Total Plays	1080	1035
Avg. Per Play	5.8	4.1
Net Yards Rushing	2603	1709
Avg. Per Game	162.7	106.8
Total Rushes	561	506
Net Yards Passing	3655	2561
Avg. Per Game	228.4	160.1
Sacked/Yards Lost	27/222	49/351
Gross Yards	3877	2912
Att./ Completions	492/272	480/226
Completion Pct.	55.3	47.1
Had Intercepted	26	27
Punts/Average	68/40.2	100/40.0
Penalties/Yards	108/866	95/744
Fumbles/Ball Lost	47/26	32/15
Touchdowns	52	31
Rushing	25	9
Passing	26	19
Returns	1	3

SCORE BY PERIOD

	01	02	03	04	OT	Pts
Steelers	89	114	62	145	6	416
Opponents	57	104	53	48	0	262

RUSHING

	No.	Yds	Avg	Long	TD
Harris	267	1186	4.4	71t	11
Thornton	118	585	5.0	75	6
Bleier	92	434	4.7	70t	4
Hawthorne	28	123	4.4	19	1
A. Anderson	18	118	6.6	31	1
Bradshaw	21	83	4.0	28	0
Moser	11	33	3.0	8	1
Kruczek	4	20	5.0	22	0
Smith	1	12	12.0	12	0
Swann	1	9	9.0	9t	1
Steelers	561	2603	4.6	75	25
Opponents	506	1709	3.4	34	9

RECEIVING

	No.	Yds	Avg	Long	TD
Stallworth	70	1183	16.9	65t	8
Swann	41	808	19.7	65	5
Cunningham	36	512	14.2	41	4
Harris	36	291	8.1	21	1
Bleier	31	277	8.9	28	0
Smith	17	243	14.3	25	2
Thornton	16	231	14.4	32	4
Grossman	12	217	18.1	54	1
Hawthorne	8	47	5.9	17	0
Bell	3	61	20.3	31	0
Moser	1	6	6.0	6	0
Brown	1	1	1.0	1t	1
Steelers	272	3877	14.3	65t	26
Opponents	226	2912	12.9	64t	19

PASSING

	Att	Cmp	Yds	Cmp%	TD	Int	Long	Sack/Lost	Rating
Bradshaw	472	259	3724	54.9	26	25	65t	24/196	77.0
Kruczek	20	13	153	65.0	0	1	31	3/26	67.3
Steelers	492	272	3877	55.3	26	26	65t	27/222	76.6
Opponents	480	226	2912	47.1	19	27	64t	49/351	56.4

MEDIA INFORMATION

FOOTBALL STAFF

2015 PLAYERS

2014 IN REVIEW

STEELERS HISTORY

RECORDS

1978 FINAL REGULAR-SEASON STATISTICS (Won 14, Lost 2)

SCHEDULE

Date	W-L	Score	Opponent	Attendance
9/3	W	28-17	at Buffalo	64,147
9/10	W	21-10	Seattle	48,277
9/17	W	28-3	at Cincinnati	50,260
9/24	W	15-9/0T	Cleveland	49,513
10/1	W	28-17	at N.Y. Jets	52,058
10/8	W	31-7	Atlanta	48,202
10/15	W	34-14	at Cleveland	81,302
10/23	L	24-17	Houston	48,021
10/29	W	27-24	Kansas City	48,185
11/5	W	20-14	New Orleans	48,525
11/12	L	10-7	at L.A. Rams	63,089
11/19	W	7-6	Cincinnati	47,578
11/27	W	24-7	at San Francisco	51,657
12/3	W	13-3	at Houston	54,267
12/9	W	35-13	Baltimore	41,957
12/16	W	21-17	at Denver	74,104

TEAM STATISTICS

	Pittsburgh	Opponent
Total First Downs	316	264
Rushing	133	105
Passing	149	119
Penalty	34	40
3rd Down: Made/Att	112/233	90/231
3rd Down Pct.	48.1	39.0
Total Net Yards	4987	4168
Avg. Per Game	311.7	260.5
Total Plays	1046	999
Avg. Per Play	4.8	4.2
Net Yards Rushing	2297	1774
Avg. Per Game	143.6	110.6
Total Rushes	641	513
Net Yards Passing	2690	2394
Avg. Per Game	168.1	149.6
Sacked/Yards Lost	25/271	44/361
Gross Yards	2961	2755
Att./Completions	380/212	442/221
Completion Pct.	55.8	50.0
Had Intercepted	22	27
Punts/Average	66/40.0	82/39.4
Penalties/Yards	108/943	106/954
Fumbles/Ball Lost	35/17	33/21
Touchdowns	46	22
Rushing	16	11
Passing	28	10
Returns	2	1

SCORE BY PERIOD

	01	02	03	04	OT	Pts
Steelers	63	135	76	79	6	356
Opponents	6	63	57	62	0	195

PASSING

	Att	Cmp	Yds	Cmp%	TD	Int	Long	Sack/Lost	Rating
Bradshaw	368	207	2915	56.3	28	20	70	21/222	84.8
Kruczek	11	5	46	45.5	0	2	21	4/49	17.8
Harris	1	0	0	0.0	0	0	0	0/0	39.6
Steelers	380	212	2961	55.8	28	22	70	25/271	81.6
Opponents	442	221	2755	50.0	10	27	49	44/361	52.0

SCORING

	TD	Ru	Pa	Rt	PAT	FG	2Pt	Pts
Gerela	0	0	0	0	44/45	12/26	0	80
Swann	11	0	11	0	0/0	0/0	0	66
Stallworth	9	0	9	0	0/0	0/0	0	54
Harris	8	8	0	0	0/0	0/0	0	48
Bleier	6	5	1	0	0/0	0/0	0	36
Thornton	3	2	1	0	0/0	0/0	0	18
Cunningham	2	0	2	0	0/0	0/0	0	12
Smith	2	0	2	0	0/0	0/0	0	12
Bradshaw	1	0	0	0	0/0	0/0	0	6
Bell	1	0	1	0	0/0	0/0	0	6
L. Anderson	1	0	0	1	0/0	0/0	0	6
Shell	1	0	0	1	0/0	0/0	0	6
Grossman	1	0	1	0	0/0	0/0	0	6
Steelers	46	16	28	2	44/45	12/26	0	356
Opponents	22	11	10	1	21/22	14/26	0	195

Sacks: Greenwood 8.5, Greene 4.5, Ham 4.0, Dunn 4.0, Toews 3.5, Lambert 3.5, Shell 3.0, Cole 3.0, Oldham 1.0, Winston 1.0.
Steelers: 44.0, Opponents: 25.0

RUSHING

	No.	Yds	Avg	Long	TD
Harris	310	1082	3.5	37	8
Bleier	165	633	3.8	24	5
Thornton	71	264	3.7	27	2
Moser	42	153	3.6	15	0
Bradshaw	32	93	2.9	17	1
Deloplaine	11	49	4.5	19	0
Maxson	4	9	2.3	7	0
Swann	1	7	7.0	7	0
Kruczek	5	7	1.4	8	0
Steelers	641	2297	3.6	37	16
Opponents	513	1774	3.5	30	11

RECEIVING

	No.	Yds	Avg	Long	TD
Swann	61	880	14.1	62	11
Stallworth	41	798	19.5	70	9
Grossman	37	448	12.1	26	1
Harris	22	144	6.5	15	0
Bleier	17	168	9.9	32	1
Cunningham	16	321	20.1	48	2
Smith	6	83	13.8	29t	2
Bell	6	53	8.8	15t	1
Thornton	5	66	13.2	24	1
Moser	1	-1	-1.0	-1	0
Bradshaw	0	1	-	-1	0
Steelers	212	2961	14.0	70	28
Opponents	221	2755	12.5	49	10

INTERCEPTIONS

	No.	Yds	Avg	Long	TD
Dungy	6	95	15.8	65	0
Blount	4	55	13.8	35	0
Lambert	4	41	10.3	24	0
Johnson	4	24	6.0	21	0
Shell	3	21	7.0	20	0
Ham	3	7	2.3	7	0
Wagner	2	34	17.0	20	0
Toews	1	12	12.0	12	0
Steelers	27	289	10.7	65	0
Opponents	22	212	9.6	31	0

PUNTING

	No.	Yds	Avg	TB	In	Lg	B
Colquitt	66	2642	40.0	4	14	58	0
Steelers	66	2642	40.0	4	14	58	0
Opponents	82	3228	39.4	6	18	60	1

PUNT RETURNS

	No.	FC	Yds	Avg	Long	TD
Bell	21	2	152	7.2	18	0
Reutershan	20	0	148	7.4	18	0
Smith	9	0	65	7.2	13	0
Terry	7	0	80	11.4	24	0
Shell	1	0	6	6.0	6	0
Steelers	58	2	451	7.8	24	0
Opponents	38	9	239	6.3	42	0

KICKOFF RETURNS

	No.	Yds	Avg	Long	TD
L. Anderson	37	930	25.1	95t	1
Maxson	2	33	16.5	21	0
Thornton	1	37	37.0	37	0
Deloplaine	1	19	19.0	19	0
Smith	1	16	16.0	16	0
Moser	1	8	8.0	8	0
Mullins	1	0	0.0	0	0
Steelers	44	1043	23.7	95t	1
Opponents	60	1336	22.3	40	0

FIELD GOALS

	1-19	20-29	30-39	40-49	50+
Bahr	2/2	8/9	7/10	2/6	0/1
Steelers	2/2	8/9	7/10	2/6	0/1
Opponents	0/0	8/9	7/11	3/6	1/3

1977 FINAL REGULAR-SEASON STATISTICS (Won 9, Lost 5)

SCHEDULE

Date	W-L	Score	Opponent	Attendance
9/19	W	27-0	San Francisco	48,046
9/25	L	16-7	Oakland	50,398
10/2	W	28-14	at Cleveland	80,588
10/9	L	27-10	at Houston	49,226
10/17	W	20-14	Cincinnati	47,950
10/23	W	27-10	Houston	48,517
10/30	L	31-21	at Baltimore	60,225
11/6	L	21-7	at Denver	74,967
11/13	W	35-31	Cleveland	47,055
11/20	W	28-13	Dallas	49,761
11/27	W	23-20	at N.Y. Jets	47,385
12/4	W	30-20	Seattle	45,429
12/10	L	17-10	at Cincinnati	36,133
12/18	W	10-9	at San Diego	50,727

SCORING

	TD	Ru	Pa	Rt	PAT	FG	Zpt	Pts
Harris	11	11	0	0	0/0	0/0	0	66
Gerela	0	0	0	0	34/37	9/14	0	61
Stallworth	7	0	7	0	0/0	0/0	0	42
Swann	7	0	7	0	0/0	0/0	0	42
Bleier	4	4	0	0	0/0	0/0	0	24
Bradshaw	3	3	0	0	0/0	0/0	0	18
Cunningham	2	0	2	0	0/0	0/0	0	12
Thornton	2	2	0	1	0/0	0/0	0	12
Lewis	1	0	1	0	0/0	0/0	0	6
Steelers	37	20	17	0	34/37	9/14	0	283
Opponents	29	9	16	4	27/29	14/22	0	243

INTERCEPTIONS

	No.	Yds	Avg	Long	TD
Blount	6	65	10.8	37	0
Allen	5	76	15.2	48	0
Ham	4	17	4.3	9	0
Edwards	3	116	38.7	51	0
Dungy	3	37	12.3	29	0
Shell	3	14	4.7	8	0
White	2	27	13.5	19	0
Thomas	2	10	5.0	12	0
Winston	2	7	3.5	7	0
Lambert	1	5	5.0	5	0
Steelers	31	374	12.1	51	0
Opponents	21	299	14.2	47	1

TEAM STATISTICS

	Pittsburgh	Opponent
Rushing	122	80
Passing	124	112
Penalty	20	36
3rd Down: Made/Att	65/201	64/188
3rd Down Pct.	32.3	34.0
Total Net Yards	4645	3692
Avg. Per Game	331.8	263.7
Total Plays	949	882
Avg. Per Play	4.9	4.2
Net Yards Rushing	2258	1723
Avg. Per Game	161.3	123.1
Total Rushes	581	493
Net Yards Passing	2387	1969
Avg. Per Game	170.5	140.6
Sacked/Yards Lost	27/245	32/285
Gross Yards	2632	2254
Att./Completions	341/173	357/157
Completion Pct.	50.7	44.0
Had Intercepted	21	31
Punts/Average	73/36.3	79/40.3
Penalties/Yards	122/973	82/784
Fumbles/Ball Lost	41/28	28/13
Touchdowns	37	29
Rushing	20	9
Passing	17	16
Returns	0	4

RUSHING

	No.	Yds	Avg	Long	TD
Harris	300	1162	3.9	61	11
Thornton	135	465	3.4	16	4
Harrison	36	175	4.9	33	0
Bradshaw	31	171	5.5	26	3
Thornton	27	103	3.8	18	2
Maxson	18	56	3.1	8	0
L. Smith	14	55	3.9	16	0
Stallworth	6	47	7.8	15	0
Swann	2	6	3.0	14	0
Dungy	3	8	2.7	6	0
Delopaine	2	7	3.5	5	0
Graff	5	3	0.6	4	0
Krueczek	1	0	0.0	0	0
Walden	1	0	0.0	0	0
Steelers	581	2258	3.9	61	20
Opponents	493	1723	3.5	39	9

PUNTING

	No.	Yds	Avg	TD	In	Lg	B
Walden	67	2482	37.0	5	13	65	0
Engles	5	169	33.8	0	1	48	0
Steelers	72	2651	36.8	5	14	65	1
Opponents	79	3180	40.3	7	15	63	0

PUNT RETURNS

	Ret	FC	Yds	Avg	Long	TD
J. Smith	36	0	294	8.2	30	0
Swann	9	0	88	9.8	31	0
Delopaine	1	0	7	7.0	7	0
Steelers	46	0	389	8.5	31	0
Opponents	34	11	380	11.2	87	1

KICKOFF RETURNS

	No.	Yds	Avg	Long	TD
J. Smith	16	381	23.8	37	0
L. Smith	16	365	22.8	33	0
Pough	7	106	15.1	22	0
Maxson	5	120	24.0	43	0
Delopaine	1	18	18.0	18	0
Steelers	45	990	22.0	43	0
Opponents	48	1080	22.5	48	0

FIELD GOALS

	1-19	20-29	30-39	40-49	50+
Gerela	0/0	4/5	2/2	3/6	0/1
Steelers	0/0	4/5	2/2	3/6	0/1
Opponents	1/1	6/8	2/4	5/8	0/1

SCORE BY PERIOD

	Q1	Q2	Q3	Q4	OT	Pts
Steelers	30	109	47	97	0	283
Opponents	59	71	44	69	0	243

RECEIVING

	No.	Yds	Avg	Long	TD
Swann	50	789	15.8	47	7
Stallworth	44	784	17.8	49	7
Cunningham	20	347	17.4	43	2
Bleier	18	161	8.9	30	0
Lewis	11	263	23.9	65	1
Harris	11	62	5.6	15	0
Maxson	5	70	14.0	34	0
Grossman	5	57	11.4	20	0
J. Smith	4	80	20.0	26	0
Harrison	3	11	3.7	7	0
Thornton	1	5	5.0	5	0
Pough	1	3	3.0	3	0
Steelers	173	2632	15.2	65	17
Opponents	157	2254	14.4	65	16

PASSING

	Att	Cmp	Yds	Cmp%	TD	Int	Long	Sack/Lost	Rating
Bradshaw	314	162	2523	51.6	17	19	65	26/235	71.2
Graff	12	6	47	50.0	0	0	21	1/10	20.5
Dungy	8	3	43	37.5	0	2	18	0/0	16.1
Krueczek	7	2	19	28.6	0	0	13	0/0	39.6
Steelers	341	173	2632	50.7	17	21	65	27/245	67.3
Opponents	357	157	2254	43.9	16	31	65	32/285	43.7

1976 FINAL REGULAR-SEASON STATISTICS (Won 10, Lost 4)

SCHEDULE

Date	W-L	Score	Opponent	Attendance
9/12	L	31-28	at Oakland	51,371
9/19	W	31-14	Cleveland	49,169
9/26	L	30-27	New England	47,379
10/4	L	17-6	at Minnesota	47,809
10/10	L	18-16	at Cleveland	76,411
10/17	W	23-6	Cincinnati	48,311
10/24	W	27-0	at N.Y. Giants	69,783
10/31	W	23-0	San Diego	45,484
11/7	W	45-0	at Kansas City	71,516
11/14	W	14-3	Miami	48,945
11/21	W	32-16	Houston	47,947
11/28	W	7-3	at Cincinnati	55,142
12/5	W	42-0	Tampa Bay	43,385
12/11	W	21-0	at Houston	44,743

TEAM STATISTICS

	Pittsburgh	Opponent
Total First Downs	271	182
Rushing	163	68
Passing	94	96
Penalty	14	17
3rd Downs: Made/Att	81/208	61/210
3rd Down Pct.	38.9	29.0
Total Net Yards	4637	3322
Avg. Per Game	331.2	237.3
Total Plays	957	866
Avg. Per Play	4.8	3.8
Net Yards Rushing	2971	1457
Avg. Per Game	212.2	104.1
Total Rushes	653	452
Net Yards Passing	1666	1865
Avg. Per Game	119.0	133.2
Sacked/Yards Lost	27/269	41/313
Gross Yards	1935	2178
Att./Completions	277/143	373/158
Completion Pct.	51.6	42.4
Had Intercepted	12	22
Punts/Average	76/39.2	94/37.4
Penalties/Yards	111/836	80/637
Fumbles/Ball Lost	40/19	42/24
Touchdowns	43	14
Rushing	33	5
Passing	10	9
Returns	0	0

SCORE BY PERIOD

	01	02	03	04	OT	Pts
Steelers	37	57	69	116	0	279
Opponents	15	44	36	43	0	138

SCORING

	TD	Ru	Pa	Rt	PAT	FG	2Pt	Pts
Harris	14	14	0	0	0/0	0/0	0	84
Gerela	0	0	0	0	0/0/43	14/26	0	82
Bleier	5	5	0	0	0/0	0/0	0	30
Harrison	4	4	0	0	0/0	0/0	0	24
Stallworth	3	1	2	0	0/0	0/0	0	18
Bradshaw	3	3	0	0	0/0	0/0	0	18
Shell	1	1	0	0	0/0	0/0	0	6
Lewis	2	1	1	0	0/0	0/0	0	12
Deloplaire	2	2	0	0	0/0	0/0	0	12
Kruczek	2	2	0	0	0/0	0/0	0	12
Bell	1	0	1	0	0/0	0/0	0	6
Grossman	1	0	1	0	0/0	0/0	0	6
Cunningham	1	0	1	0	0/0	0/0	0	6
Pough	1	0	1	0	0/0	0/0	0	6
Fuqua	1	1	0	0	0/0	0/0	0	6
Toews	0	0	0	0	0/0	0/0	1	2
Steelers	43	33	10	0	0/0/43	14/26	1	1342
Opponents	14	5	9	0	12/14	14/24	0	138

Sacks: Greene 6.0, Ham 4.5, Greenwood 4.5, Holmes 4.0, Lambert 3.5, White 3.0, Russell 3.0, Banaszak, 3.0, Toews 2.5, Furness 2.5, Wagner 2.0, Shell 1.5, Allen 0.5, Edwards 0.5, **Steelers: 41.0**, **Opponents: 27.0**

RUSHING

	No.	Yds	Avg	Long	TD
Harris	289	1128	3.9	30	14
Bleier	220	1036	4.7	28	5
Harrison	54	235	4.4	27	4
Bradshaw	31	219	7.1	17	3
Kruczek	18	106	5.9	22	2
Deloplaire	17	91	5.4	19	2
Fuqua	15	63	4.2	12	1
Lewis	2	24	12.0	16	1
Pough	2	8	4.0	6	0
Walden	3	7	2.3	7	0
Bell	1	5	5.0	5	0
Swann	1	2	2.0	2	0
Stallworth	0	47	47.0	47	1
Steelers	653	2971	4.5	47	33
Opponents	452	1457	3.2	30	5

RECEIVING

	No.	Yds	Avg	Long	TD
Swann	28	516	18.4	47	3
Bleier	24	294	12.3	32	0
Harris	23	151	6.6	39	0
Lewis	17	306	18.0	64	1
Grossman	15	181	12.1	35	1
Stallworth	9	111	12.3	25	2
Pough	8	161	20.1	50	1
Brown	7	97	13.9	35	0
Cunningham	5	49	9.8	20	1
Bell	3	43	14.3	19	1
Harrison	2	19	9.5	10	0
Fuqua	1	4	4.0	4	0
Deloplaire	1	3	3.0	3	0
Steelers	143	1935	13.5	64	10
Opponents	158	2178	13.8	69	9

INTERCEPTIONS

	No.	Yds	Avg	Long	TD
Edwards	6	95	15.8	55	0
Blount	6	75	12.5	28	0
Thomas	2	43	21.5	38	0
Lambert:	2	32	16.0	22	0
Ham	2	13	6.5	13	0
Wagner	2	0	0.0	0	0
Shell	1	4	4.0	4	0
Russell	1	0	0.0	0	0
Steelers	22	262	11.9	55	0
Opponents	12	106	8.8	30	0

PUNTING

	No.	Yds	Avg	TB	In	Lg	B
Walden	76	2982	39.2	13	33	58	1
Steelers	76	2982	39.2	13	33	58	1
Opponents	94	3513	37.4	4	11	63	1

PUNT RETURNS

	Ret	FC	Yds	Avg	Long	TD
Bell	39	2	390	10.0	35	0
Deloplaire	17	0	150	8.8	36	0
Fuqua	11	0	77	7.0	13	0
Swann	3	0	11	3.8	7	0
Edwards	1	0	8	8.0	8	0
Steelers	71	2	636	9.0	36	0
Opponents	36	0	206	5.7	32	0

KICKOFF RETURNS

	No.	Yds	Avg	Long	TD
Pough	18	369	20.5	29	0
Deloplaire	17	385	22.6	39	0
Fuqua	4	75	18.8	26	0
Harrison	1	26	26.0	26	0
Clack	1	0	0.0	0	0
Steelers	41	855	20.9	39	0
Opponents	61	1284	21.0	47	0

FIELD GOALS

	1-19	20-29	30-39	40-49	50+
Gerela	1/1	3/7	6/10	4/7	0/1
Steelers	1/1	3/7	6/10	4/7	0/1
Opponents	1/1	4-5	0/2	8/13	1/3

◆ Team Record

PASSING

	Att	Cmp	Yds	Cmp%	TD	Int	Long	Sack/Lost	Rating
Bradshaw	192	92	1177	47.9	10	9	50	16/164	65.3
Kruczek	85	51	758	60.0	0	3	64	11/105	74.7
Steelers	277	143	1935	51.6	10	12	64	27/269	68.2
Opponents	373	158	2178	42.4	9	22	69	41/313	45.2

1975 FINAL REGULAR-SEASON STATISTICS (Won 12, Lost 2)

SCHEDULE

Date	W-L	Score	Opponent	Attendance
9/21	W	37-0	at San Diego	37,987
9/28	L	30-21	Buffalo	49,348
10/5	W	42-6	at Cleveland	73,595
10/12	W	20-9	Denver	49,164
10/19	W	34-3	Chicago	47,579
10/26	W	16-13	at Green Bay	52,815
11/2	W	30-24	at Cincinnati	58,418
11/9	W	24-17	Houston	49,460
11/16	W	28-3	Kansas City	48,803
11/24	W	32-9	at Houston	49,947
11/30	W	20-7	at NY Jets	52,618
12/7	W	31-17	Cleveland	47,962
12/13	W	35-14	Cincinnati	48,889
12/20	L	10-3	at L.A. Rams	69,389

TEAM STATISTICS

	Pittsburgh	Opponent
Total First Downs	288	214
Rushing	149	91
Passing	125	97
Penalty	14	26
3rd Down: Made/Att	92/205	79/216
3rd Down Pct.	44.9	36.6
Total Net Yards	4887	3661
Avg. Per Game	349.1	261.5
Total Plays	949	870
Avg. Per Play	5.1	4.2
Net Yards Rushing	2633	1825
Avg. Per Game	188.1	130.4
Total Rushes	581	431
Net Yards Passing	2254	1836
Avg. Per Game	161.0	131.1
Sacked/Yards Lost	31/290	43/358
Gross Yards	2544	2194
Att./Completions	337/191	396/183
Completion Pct.	56.7	46.2
Had Intercepted	27	12
Punts/Average	69/39.4	90/40.1
Penalties/Yards	89/756	85/700
Fumbles/Ball Lost	34/23	22/10
Touchdowns	46	19
Rushing	22	8
Passing	21	9
Returns	3	2

SCORE BY PERIOD

	01	02	03	04	OT	Pts
Steelers	63	118	81	111	0	373
Opponents	9	62	23	68	0	162

PASSING

	Att	Cmp	Yds	Cmp%	TD	Int	Long	Sack/Lost	Rating
Bradshaw	286	165	2055	57.7	18	9	59	31/290	88.2
Gilliam	48	24	450	50.0	3	3	53	0/0	77.6
Walden	3	2	39	66.7	0	0	20	0/0	109.7
Steelers	337	191	2544	56.7	21	12	59	31/290	86.5
Opponents	396	183	2194	46.2	9	27	51	43/358	43.0

SCORING

	TD	Ru	Pa	Rt	PAT	FG	2Pt	Pts
Gerela	0	0	0	0	44/46	17/21	0	95
Swann	11	0	11	0	0/0	0/0	0	66
Harris	11	10	1	0	0/0	0/0	0	66
Collier	4	3	0	1	0/0	0/0	0	24
Stallworth	4	0	4	0	0/0	0/0	0	24
Harrison	3	3	0	0	0/0	0/0	0	18
Bradshaw	3	3	0	0	0/0	0/0	0	18
Bleier	2	2	0	0	0/0	0/0	0	12
Lewis	2	0	2	0	0/0	0/0	0	12
Mullins	1	0	0	1	0/0	0/0	0	6
Grossman	1	0	1	0	0/0	0/0	0	6
Garrett	1	0	1	0	0/0	0/0	0	6
L. Brown	1	0	1	0	0/0	0/0	0	6
Fuqua	1	1	0	0	0/0	0/0	0	6
Thomas	1	0	0	1	0/0	0/0	0	6
White	0	0	0	0	0/0	0/0	1	2
Steelers	46	22	21	3	44/46	17/21	1	373
Opponents	19	8	9	2	15/19	11/18	0	162

Sacks: Holmes 8.5, White 7.5, Furness 6.5, Greenwood 6.0, Greene 3.0, Ham 3.0, Russell 3.0, Toews 2.5, Banaszak 2.0, Lambert 1.0.
Steelers: 43.0, Opponents: 31.0

RUSHING

	No.	Yds	Avg	Long	TD
Harris	262	1246	4.8	36	10
Bleier	140	528	3.8	17	2
Fuqua	74	285	3.9	18	1
Bradshaw	35	210	6.0	27	3
Harrison	43	191	4.4	17	3
Collier	21	124	5.9	23	3
Lewis	2	36	18.0	24	0
Swann	3	13	4.3	11	0
Hanratty	1	0	0.0	0	0
Steelers	581	2633	4.5	36	22
Opponents	431	1825	4.2	88	8

RECEIVING

	No.	Yds	Avg	Long	TD
Swann	49	781	15.9	43	11
Harris	28	214	7.6	44	1
Stallworth	20	423	21.2	59	4
Fuqua	18	146	8.1	21	0
Lewis	17	308	18.1	40	2
L. Brown	16	244	15.3	27	1
Bleier	15	65	4.3	13	0
Garrett	13	178	13.7	45	1
Grossman	11	135	12.3	21	1
Shell	2	39	19.5	20	0
Collier	1	7	7.0	7	0
Harrison	1	4	4.0	4	0
Steelers	191	2544	13.3	59	21
Opponents	183	2194	12.0	59	9

INTERCEPTIONS

	No.	Yds	Avg	Long	TD
Blount	11*	121	11.0	47	0
Wagner	4	122	30.5	65	0
Edwards	3	68	22.7	47	0
Thomas	3	44	14.7	14	0
Lambert	2	35	17.5	24	0
Allen	2	0	0.0	0	0
Shell	1	29	29.0	29	0
Ham	1	2	2.0	2	0
Steelers	27	421	15.6	65	0
Opponents	12	47	3.9	25	0

PUNTING

	No.	Yds	Avg	Long	B
Walden	69	2717	39.4	67	1
Steelers	69	2717	39.4	67	1
Opponents	90	3612	40.1	68	1

PUNT RETURNS

	Ret	FC	Yds	Avg	Long	TD
Edwards	25	3	267	10.7	25	0
D. Brown	22	9	217	9.9	48	0
Swann	7	1	64	9.1	21	0
Steelers	54	13	548	10.5	48	0
Opponents	36	3	199	5.5	19	0

KICKOFF RETURNS

	No.	Yds	Avg	Long	TD
Collier	22	523	23.8	94	1
Blount	8	139	17.4	23	0
D. Brown	6	126	21.0	26	0
Harris	1	27	27.0	27	0
Fuqua	1	0	0.0	0	0
Steelers	38	815	21.4	94	1
Opponents	64	1304	20.4	40	0

FIELD GOALS

	1-19	20-29	30-39	40-49	50+
Gerela	4/4	7/7	5/7	1/2	0/1
Steelers	4/4	7/7	5/7	1/2	0/1
Opponents	0/0	5/5	5/7	1/6	0/0

* Team Record

MEDIA INFORMATION

FOOTBALL STAFF

2015 PLAYERS

2014 IN REVIEW

STEELERS HISTORY

RECORDS

1974 FINAL REGULAR-SEASON STATISTICS (Won 10, Lost 3, Tied 1)

SCHEDULE

Date	W-L	Score	Opponent	Attendance
9/15	W	30-0	Baltimore	48,899
9/22	T	35-35 OT	at Denver	51,068
9/29	L	17-0	Dakland	48,304
10/6	W	13-7	at Houston	30,049
10/13	W	34-24	at Kansas City	65,517
10/20	W	20-16	Cleveland	48,100
10/28	W	24-17	Atlanta	48,094
11/3	W	27-0	Philadelphia	47,996
11/10	L	17-10	at Cincinnati	57,532
11/17	W	26-16	at Cleveland	77,739
11/25	W	28-7	at New Orleans	71,907
12/1	L	13-10	Houston	41,195
12/8	W	21-17	at New England	52,107
12/14	W	27-3	Cincinnati	42,878

TEAM STATISTICS

	Pittsburgh	Opponent
Total First Downs	251	200
Rushing	136	87
Passing	98	83
Penalty	17	30
3rd Down: Made/Att	89/227	68/208
3rd Down Pct.	39.2	32.7
Total Net Yards	4375	3074
Avg. Per Game	312.5	219.6
Total Plays	950	863
Avg. Per Play	4.6	3.6
Net Yards Rushing	2417	1608
Avg. Per Game	172.6	114.9
Total Rushes	546	472
Net Yards Passing	1958	1466
Avg. Per Game	139.2	104.7
Sacked/Yards Lost	18/196	52/406
Gross Yards	2154	1872
Att./Completions	386/166	339/147
Completion Pct.	43.0	43.4
Had Intercepted	21	25
Punts/Average	78/39.0	91/41.2
Penalties/Yards	104/978	76/575
Fumbles/Ball Lost	33/19	38/22
Touchdowns	35	22
Rushing	19	7
Passing	12	14
Returns	4	1

SCORE BY PERIOD

	Q1	Q2	Q3	Q4	OT	Pts
Steelers	69	102	78	56	0	305
Opponents	41	74	44	30	0	189

PASSING

	Att	Cmp	Yds	Cmp%	TD	Int	Long	Sack/Lost	Rating
Gilliam	212	96	1274	45.3	4	8	61t	7/79	55.4
Bradshaw	148	67	795	45.3	7	9	56	10/104	55.1
Hanratty	26	3	95	11.5	1	5	35	1/13	15.4
Steelers	386	166	2154	43.0	12	21	61t	18/196	49.0
Opponents	339	174	1872	43.4	14	25	52	52/406	44.1

SCORING

	TD	Ru	Pa	Rt	PAT	FG	2Pt	Pts
Gerela	0	0	0	0	33/35	20/29	0	93
Harris	6	5	1	0	0/0	0/0	0	36
Pearson	4	4	0	0	0/0	0/0	0	24
Lewis	4	0	4	0	0/0	0/0	0	29
S. Davis	3	2	1	0	0/0	0/0	0	18
Swann	3	0	2	1	0/0	0/0	0	19
Fuqua	2	2	0	0	0/0	0/0	0	12
Bleier	2	2	0	0	0/0	0/0	0	12
Bradshaw	2	2	0	0	0/0	0/0	0	12
Gilliam	1	1	0	0	0/0	0/0	0	6
Edwards	1	0	1	0	0/0	0/0	0	6
Blount	1	0	0	1	0/0	0/0	0	6
Shanklin	1	0	1	0	0/0	0/0	0	6
Thomas	1	0	0	1	0/0	0/0	0	6
Brown	1	0	1	0	0/0	0/0	0	6
Stallworth	1	0	1	0	0/0	0/0	0	6
Mullins	1	0	1	0	0/0	0/0	0	6
Harrison	1	1	0	0	0/0	0/0	0	6
Greenwood	0	0	0	0	0/0	0/0	1	2
Steelers	35	19	12	4	33/35	20/29	1	305
Opponents	22	7	14	1	21/22	12/17	0	189

Sacks: Holmes 11.5, Greenwood 11.0, Greene 9.0, White 8.5, Russell 5.0, Furness 3.0, Lambert 2.0, Ham 1.0, Kellum 0.5, Toews 0.5, **Steelers: 52.0**, **Opponents: 18.0**

RUSHING

	No.	Yds	Avg	Long	TD
Harris	208	1006	4.8	54	5
Bleier	88	373	4.2	18	2
Pearson	70	317	4.5	53	4
S. Davis	71	246	3.5	22	2
Bradshaw	34	224	6.6	34	2
Fuqua	50	156	3.2	14	2
Gilliam	14	41	2.9	13	1
Harrison	6	30	5.0	15	1
Lewis	2	25	12.5	22	0
Swann	1	14	14.0	14	0
Hanratty	1	-6	-6.0	-6	0
Stallworth	1	-9	-9.0	-9	0
Steelers	546	2417	4.4	54	19
Opponents	472	1608	3.4	47t	7

RECEIVING

	No.	Yds	Avg	Long	TD
Lewis	30	365	12.2	31t	4
Harris	23	200	8.7	31t	1
Shanklin	19	324	17.1	35	1
Brown	17	190	11.2	35	1
Stallworth	16	289	16.8	56	1
Grossman	13	164	12.6	32	0
Swann	11	208	18.9	54t	2
S. Davis	11	152	13.8	61t	1
Pearson	11	118	10.7	31	0
Bleier	7	87	12.3	24	0
Fuqua	6	68	11.3	18	0
Mullins	1	7	7.0	7t	1
Harrison	1	2	2.0	2	0
Steelers	166	2154	13.0	61t	12
Opponents	147	1872	12.7	52	14

INTERCEPTIONS

	No.	Yds	Avg	Long	TD
Edwards	5	153	30.6	59	1
Thomas	5	22	4.4	14	0
Ham	5	13	2.6	10	0
Blount	2	74	37.0	52t	1
Lambert	2	19	19.0	19	0
Wagner	2	13	6.5	9	0
Greene	1	26	26.0	26	0
Kellum	1	0	0.0	0	0
Russell	1	0	0.0	0	0
Shell	1	0	0.0	0	0
Steelers	25	320	12.8	59	2
Opponents	21	222	10.6	62	1

PUNTING

	No.	Yds	Avg	Lg	B
Walden	78	3040	39.0	65	0
Steelers	78	3040	39.0	65	0
Opponents	91	3749	41.2	62	0

PUNT RETURNS

	Ret	FC	Yds	Avg	Long	TD
Swann	41	3	577	14.1	59	1
Edwards	16	0	128	8.0	19	0
Conn	10	0	69	6.9	18	0
Steelers	67	3	774	11.6	69	1
Opponents	47	4	413	8.8	74	0

KICKOFF RETURNS

	No.	Yds	Avg	Long	TD
S. Davis	12	269	22.4	34	0
Pearson	12	258	21.5	25	0
Blount	5	152	30.4	60	0
Harrison	4	72	18.0	27	0
Bleier	3	67	22.3	35	0
Edwards	2	31	15.5	19	0
Swann	2	11	5.5	11	0
Conn	1	34	34.0	34	0
Allen	1	7	7.0	7	0
Steelers	42	901	21.5	60	0
Opponents	56	1275	22.8	45	0

FIELD GOALS

	1-19	20-29	30-39	40-49	50+
Gerela	0/0	8/9	8/12	4/7	0/1
Steelers	0/0	8/9	8/12	4/7	0/1
Opponents	1/1	3/4	6/7	2/5	0/0

1973 FINAL REGULAR-SEASON STATISTICS (Wan 10, Lost 4)

SCHEDULE

Date	W-L	Score	Opponent	Attendance
9/16	W	24-10	Detroit	48,913
9/23	W	33-6	Cleveland	49,936
9/30	W	36-7	at Houston	39,331
10/7	W	38-21	San Diego	48,795
10/14	L	19-7	at Cincinnati	55,819
*10/21	W	26-14	N. Y. Jets	48,682
10/28	W	20-13	Cincinnati	45,761
11/5	W	21-16	Washington	48,969
11/11	W	17-9	at Oakland	47,535
11/18	L	23-13	Denver	48,580
11/25	L	21-16	at Cleveland	67,773
12/3	L	30-26	at Miami	68,901
12/9	W	33-7	Houston	38,004
12/15	W	37-14	at San Francisco	52,752

* Game played at Three Rivers Stadium was technically an away game. The Jets could not host a home game due to the World Series being played at Shea Stadium.

TEAM STATISTICS

	Pittsburgh	Opponent
Total First Downs	217	210
Rushing	111	95
Passing	89	91
Penalty	17	24
3rd Down: Made/Att	84/223	69/207
3rd Down Pct.	37.2	33.3
Total Net Yards	4070	3324
Avg. Per Game	290.7	237.4
Total Plays	894	880
Avg. Per Play	4.6	3.8
Net Yards Rushing	2143	1652
Avg. Per Game	153.1	118.0
Total Rushes	555	488
Net Yards Passing	1927	1672
Avg. Per Game	137.6	119.4
Sacked/Yards Lost	30/230	33/251
Gross Yards	2157	1923
Att./Completions	309/140	359/164
Completion Pct.	45.3	45.7
Had Intercepted	26	37
Punts/Average	62/41.1	75/42.4
Penalties/Yards	84/817	86/757
Fumbles/Ball Lost	36/14	41/18
Touchdowns	37	22
Rushing	12	8
Passing	20	11
Returns	5	3

SCORE BY PERIOD

	01	02	03	04	OT	Pts
Steelers	60	93	83	111	0	347
Opponents	56	56	27	71	0	210

PASSING

	Att	Cmp	Yds	Cmp%	TD	Int	Long	Sack/Lost	Rating
Bradshaw	180	89	1183	49.4	10	15	67	24/186	54.7
Hanratty	69	31	643	44.9	8	5	53	3/27	86.6
Gilliam	60	20	331	33.3	2	6	46	3/7	24.3
Steelers	309	140	2157	45.3	20	26	67	30/230	55.3
Opponents	359	164	1923	45.7	11	37	84	33/251	33.3

SCORING

	TD	Ru	Pa	Rt	PAT	FG	2Pt	Pts
Gerela	0	0	0	0	36/37	29/43	0	123
Shanklin	10	0	10	0	0/0	0/0	0	60
P. Pearson	4	2	2	0	0/0	0/0	0	24
Bradshaw	3	3	0	0	0/0	0/0	0	18
Harris	3	3	0	0	0/0	0/0	0	18
B. Pearson	3	0	3	0	0/0	0/0	0	18
Lewis	3	0	3	0	0/0	0/0	0	18
S. Davis	3	2	1	0	0/0	0/0	0	18
Fuqua	2	2	0	0	0/0	0/0	0	12
McMakin	1	0	1	0	0/0	0/0	0	6
Edwards	1	0	0	1	0/0	0/0	0	6
Wagner	1	0	0	1	0/0	0/0	0	6
Ham	1	0	0	1	0/0	0/0	0	6
Russell	1	0	0	1	0/0	0/0	0	6
Rowser	1	0	0	1	0/0	0/0	0	6
White	0	0	0	0	0/0	0/0	1	2
Steelers	37	12	20	5	36/37	29/43	1	347
Opponents	32	8	11	3	21/21	19/29	0	210

Sacks: Greenwood 8.5, White 7.5, Holmes 7.0, Greene 4.0, Russell 2.0, Ham 1.0, Furness 1.0, H. Davis 1.0, Keating 1.0. Steelers: 33.0, Opponents: 30.0

RUSHING

	No.	Yds	Avg	Long	TD
Harris	188	698	3.7	35	3
P. Pearson	132	554	4.2	47	2
Fuqua	117	457	3.9	25	2
S. Davis	67	266	4.0	27	2
Bradshaw	34	145	4.3	21	3
Gilliam	6	23	3.8	14	0
Shanklin	3	1	0.3	10	0
Bleier	3	0	0.0	1	0
Hanratty	3	0	0.0	0	0
Walden	1	0	0.0	0	0
Lewis	1	-1	-1.0	0	0
Steelers	555	2143	3.9	47	12
Opponents	488	1652	3.4	50	8

RECEIVING

	No.	Yds	Avg	Long	TD
Shanklin	30	711	23.7	67	10
Lewis	23	409	17.8	53	3
B. Pearson	23	317	13.8	46	3
Fuqua	17	150	8.8	22	0
McMakin	13	195	15.0	44	1
P. Pearson	11	173	15.7	36	2
Harris	10	69	6.9	19	0
S. Davis	7	31	4.4	9	1
Brown	5	88	17.6	45	0
D. Davis	1	14	14.0	14	0
Steelers	140	2157	15.4	67	20
Opponents	164	1923	11.7	84	11

INTERCEPTIONS

	No.	Yds	Avg	Long	TD
Wagner	8	134	16.8	38	0
Edwards	6	186	31.0	86	1
Rowser	6	131	21.8	71	1
Blount	4	82	20.5	24	0
Russell	3	54	18.0	45	1
White	2	30	15.0	27	0
H. Davis	2	23	11.5	15	0
Toews	2	13	6.5	8	0
White	2	10	5.0	8	0
Thomas	1	10	10.0	10	0
Dockery	1	0	0.0	0	0
Steelers	37	673	18.2	86	3
Opponents	26	512	19.7	55	2

PUNTING

	No.	Yds	Avg	Long	B
Walden	62	2548	41.1	57	1
Steelers	62	2548	41.1	57	1
Opponents	75	3182	42.4	60	1

PUNT RETURNS

	Ret	FC	Yds	Avg	Long	TD
Edwards	34	5	376	9.9	44	0
Meyer	18	2	80	4.4	18	0
Bleier	0	2	0	0.0	0	0
Steelers	52	9	416	8.0	44	0
Opponents	37	8	308	8.3	62	0

KICKOFF RETURNS

	No.	Yds	Avg	Long	TD
P. Pearson	16	308	19.3	28	0
S. Davis	15	404	26.9	48	0
Bleier	3	47	15.7	20	0
Harris	1	23	23.0	23	0
Fuqua	1	22	22.0	22	0
Hanneman	1	20	20.0	20	0
Edwards	1	10	10.0	10	0
Webster	1	9	9.0	9	0
Mansfield	1	0	0.0	0	0
Steelers	40	843	21.1	48	0
Opponents	59	1357	23.0	46	0

FIELD GOALS

	1-19	20-29	30-39	40-49	50+
Gerela	9/10	10/12	5/9	5/12	0/0
Steelers	9/10	10/12	5/9	5/12	0/0
Opponents	6/6	4/4	2/6	7/10	0/3

1972 FINAL REGULAR-SEASON STATISTICS (Won 11, Lost 3)

SCHEDULE

Date	W-L	Score	Opponent	Attendance
9/17	W	34-28	Oakland	50,141
9/24	L	15-10	at Cincinnati	54,292
10/1	W	25-19	at St. Louis	49,140
10/8	L	17-13	at Dallas	65,582
10/15	W	24-7	Houston	42,929
10/22	W	33-3	New England	46,081
10/29	W	38-21	at Buffalo	45,882
11/5	W	40-17	Cincinnati	50,350
11/12	W	16-7	Kansas City	50,350
11/19	L	26-24	at Cleveland	83,009
11/26	W	23-10	Minnesota	50,348
12/3	W	30-0	Cleveland	50,350
12/10	W	9-3	at Houston	36,528
12/17	W	24-2	at San Diego	52,873

TEAM STATISTICS

	Pittsburgh	Opponent
Total First Downs	228	219
Rushing	131	79
Passing	79	116
Penalty	18	24
3rd Down: Made/Att	63/188	66/208
3rd Down Pct.	33.5	31.7
Total Net Yards	4231	3771
Avg. Per Game	302.2	269.4
Total Plays	853	896
Avg. Per Play	5.0	4.2
Net Yards Rushing	2520	1715
Avg. Per Game	180.0	122.5
Total Rushes	497	445
Net Yards Passing	1711	2056
Avg. Per Game	122.2	146.9
Sacked/Yards Lost	32/247	40/337
Gross Yards	1958	2393
Att./Completions	324/156	411/206
Completion Pct.	48.1	50.1
Had Intercepted	12	28
Punts/Average	66/43.6	74/40.3
Penalties/Yards	81/728	77/712
Fumbles/Ball Lost	27/14	37/20
Touchdowns	37	18
Rushing	22	6
Passing	12	9
Returns	3	3

SCORE BY PERIOD

	01	02	03	04	OT	Pts
Steelers	66	103	73	101	0	343
Opponents	28	40	46	61	0	175

PASSING

	Att	Cmp	Yds	Cmp%	TD	Int	Long	Sack/Lost	Rating
Bradshaw	308	147	1897	47.7	12	12	78t	29/237	64.3
Gilliam	11	7	48	63.6	0	0	9	2/8	73.3
Hanratty	4	2	23	50.0	0	0	14	1/2	67.7
Walden	1	0	0	0.0	0	0	0	0/0	39.6
Steelers	324	156	1958	48.1	12	12	78t	32/247	64.3
Opponents	411	206	2393	50.1	9	28	70t	40/337	47.0

SCORING

	TD	Ru	Pa	Rt	PAT	FG	2Pt	Pts
Gerela	0	0	0	0	35/36	28/41	0	119
Harris	11	10	1	0	0/0	0/0	0	66
Bradshaw	7	7	0	0	0/0	0/0	0	42
Lewis	5	0	5	0	0/0	0/0	0	30
Fuqua	4	4	0	0	0/0	0/0	0	24
Shanklin	3	0	3	0	0/0	0/0	0	18
H. Davis	1	0	0	1	0/0	0/0	0	6
Blount	1	0	0	1	0/0	0/0	0	6
Ham	1	0	0	1	0/0	0/0	0	6
L. Brown	1	0	1	0	0/0	0/0	0	6
S. Davis	1	1	0	0	0/0	0/0	0	6
Mullins	1	0	1	0	0/0	0/0	0	6
McMakin	1	0	1	0	0/0	0/0	0	6
Anderson	0	0	0	0	0/0	0/0	1	2
Steelers	37	22	12	3	35/36	28/41	1	1343
Opponents	18	6	9	3	17/18	16/27	1	675

Sacks: Greene 11.0, White 10.0, Greenwood 4.0, E. Holmes 4.0, McGee 2.0, Anderson 2.0, Ham 2.0, Wagner 2.0, Hanneman 2.0, Russell 1.0.

Steelers: 40.0, Opponents: 32.0

RUSHING

	No.	Yds	Avg	Long	TD
Harris	188	1055	5.6	75t	10
Fuqua	150	665	4.4	47	4
Bradshaw	58	346	6.0	20t	7
Pearson	67	264	3.9	21	0
S. Davis	20	85	4.3	28t	1
Lewis	3	68	22.7	41	0
Bankston	7	20	2.9	11	0
Bleier	1	17	17.0	17	0
McMakin	1	0	0.0	0	0
Gilliam	2	0	0.0	0	0
Steelers	497	2520	5.1	75t	22
Opponents	444	1719	3.9	94t	6

RECEIVING

	No.	Yds	Avg	Long	TD
Shanklin	38	669	17.9	57t	3
Lewis	27	391	14.5	52	5
McMakin	21	277	13.2	78t	1
Harris	21	180	8.6	29	1
Fuqua	18	152	8.4	28	0
Pearson	11	79	7.2	15	0
Smith	10	98	9.8	25	0
Young	6	86	14.3	33	0
L. Brown	1	13	13.0	13t	1
Bankston	1	5	5.0	5	0
S. Davis	1	5	5.0	5	0
Mullins	1	3	3.0	3	0
Steelers	156	1958	12.6	78t	12
Opponents	206	2393	11.6	70t	9

INTERCEPTIONS

	No.	Yds	Avg	Long	TD
Ham	7	83	11.8	32t	1
Wagner	6	77	12.9	35	0
Bowser	4	30	7.5	23	0
Blount	3	75	25.0	34	0
Anderson	3	68	22.7	41	0
H. Davis	2	32	16.0	28	0
Beatty	2	16	8.0	16	0
Edwards	1	14	14.0	14	0
Steelers	28	395	14.1	41	1
Opponents	12	195	16.3	65t	1

PUNTING

	No.	Yds	Avg	Lg	B
Walden	65	2846	43.8	72	2
Gerela	1	29	29.0	29	0
Steelers	66	2875	43.6	72	2
Opponents	74	2982	40.3	65	1

PUNT RETURNS

	Ret	FC	Yds	Avg	Long	TD
Edwards	22	19	202	9.2	52	0
Lewis	5	1	56	11.2	26	0
Bleier	2	0	1	0.5	1	0
Pearson	1	0	3	3.0	3	0
Steelers	30	20	262	8.7	52	0
Opponents	37	10	169	4.6	30	0

KICKOFF RETURNS

	No.	Yds	Avg	Long	TD
Pearson	13	292	22.4	42	0
Harris	8	183	22.9	32	0
S. Davis	7	207	29.6	82	0
Bleier	2	40	20.0	20	0
Bankston	1	20	20.0	20	0
Edwards	1	18	18.0	18	0
McMakin	1	0	0.0	0	0
Steelers	33	760	23.0	82	0
Opponents	54	1190	22.0	47	0

FIELD GOALS

	1-19	20-29	30-39	40-49	50+
Gerela	9/9	8/10	8/12	3/9	0/1
Steelers	9/9	8/10	8/12	3/9	0/1
Opponents	3/3	4/6	6/9	3/6	0/3

* Team Record

1971 FINAL REGULAR-SEASON STATISTICS (Won 6, Lost 8)

SCHEDULE

Date	W-L	Score	Opponent	Attendance
9/13	L	17-15	at Chicago	55,049
9/26	W	21-10	Cincinnati	48,448
10/3	W	21-17	San Diego	44,339
10/10	L	27-17	at Cleveland	83,391
10/18	L	38-16	at Kansas City	49,533
10/24	W	23-16	Houston	45,872
10/31	L	34-21	at Baltimore	60,238
11/7	W	26-9	Cleveland	50,202
11/14	L	24-21	at Miami	66,435
11/21	W	17-13	N.Y. Giants	50,008
11/28	L	22-10	Denver	39,710
12/5	L	29-3	at Houston	37,778
12/12	W	21-13	at Cincinnati	60,022
12/19	L	23-14	L.A. Rams	45,233

TEAM STATISTICS

	Pittsburgh	Opponent
Total First Downs	226	225
Rushing	98	81
Passing	111	132
Penalty	17	12
Total Net Yards	3882	4248
Avg. Per Game	277.3	303.4
Total Plays	867	881
Avg. Per Play	4.5	4.8
Net Yards Rushing	1758	1482
Avg. Per Game	125.6	105.9
Total Rushes	416	440
Net Yards Passing	2124	2766
Avg. Per Game	151.7	197.6
Sacked/Yards Lost	37/322	33/294
Gross Yards	2446	3060
Att./Completions	414/214	408/235
Completion Pct.	51.7	57.6
Had Intercepted	26	17
Punts/Average	79/43.9	77/41.5
Penalties/Yards	88/898	81/784
Fumbles/Ball Lost	37/21	27/9
Touchdowns	28	32
Rushing	10	13
Passing	15	16
Returns	3	3

SCORE BY PERIOD

	Q1	Q2	Q3	Q4	OT	Pts
Steelers	53	60	57	76	0	246
Opponents	69	117	42	64	0	292

PASSING

	Att	Cmp	Yds	Cmp%	TD	Int.	Long	Sack/Lost	Rating
Bradshaw	373	203	2259	54.4	13	22	49	33/287	59.7
Hanratty	29	7	159	24.1	2	3	40	3/32	33.3
Leahy	11	3	18	27.3	0	1	18	1/3	1.7
Walden	1	1	10	100.0	0	0	10	0/0	108.3
Steelers	414	214	2157	51.7	15	26	49	37/322	52.8
Opponents	408	235	3060	57.6	16	17	86	33/294	66.8

SCORING

	TD	Ru	Pa	Rt	PAT	FG	2Pt	Pts
Gerela	0	0	0	0	27/27	17/27	0	78
Shanklin	6	0	6	0	0/0	0/0	0	36
Bradshaw	5	5	0	0	0/0	0/0	0	30
Smith	5	0	5	0	0/0	0/0	0	30
Fuqua	5	4	1	0	0/0	0/0	0	30
Pearson	3	0	2	1	0/0	0/0	0	18
Staggers	1	0	0	1	0/0	0/0	0	6
Rowser	1	0	0	1	0/0	0/0	0	6
Hanratty	1	1	0	0	0/0	0/0	0	6
L. Brown	1	0	1	0	0/0	0/0	0	6
Steelers	28	10	15	3	27/27	17/27	0	246
Opponents	32	13	16	3	30/32	22/35	0	292

Sacks: N/A Steelers: 37.0, Opponents: 33.0

RUSHING

	No.	Yds	Avg	Long	TD
Fuqua	155	625	4.0	30	4
Pearson	131	605	4.6	27	0
Bankston	70	274	3.9	30	0
Bradshaw	53	247	4.7	39	5
Walden	1	14	14.0	14	0
Staggers	1	5	5.0	5	0
Hanratty	1	3	3.0	3	1
Shanklin	2	1	0.5	2	0
Leahy	1	-6	-6.0	-6	0
Smith	1	-10	-10.0	-10	0
Steelers	416	1758	4.2	39	10
Opponents	440	1482	3.4	28	13

RECEIVING

	No.	Yds	Avg	Long	TD
Shanklin	49	652	13.3	42	6
Fuqua	49	427	8.7	40	1
Smith	47	663	14.1	49	5
Pearson	20	246	12.3	44	2
Adams	20	160	8.0	21	0
Bankston	17	148	8.7	31	0
Staggers	8	103	12.9	20	0
Lewis	3	44	14.8	22	0
L. Brown	1	3	3.0	3	1
Steelers	214	2446	11.4	49	15
Opponents	235	3060	13.0	86	16

INTERCEPTIONS

	No.	Yds	Avg	Long	TD
Rowser	4	94	23.5	70	1
Allen	3	45	15.0	29	0
Wagner	2	53	26.5	29	0
Blount	2	16	8.0	16	0
Ham	2	4	2.0	4	0
Galland	2	0	0.0	0	0
Edwards	1	20	20.0	20	0
Anderson	1	14	14.0	14	0
Steelers	17	246	14.5	70	1
Opponents	26	350	13.5	44	1

PUNTING

	No.	Yds	Avg	Long	B
Walden	79	3455	43.7	57	0
Steelers	79	3455	43.7	57	0
Opponents	77	3195	41.5	73	1

PUNT RETURNS

	Ret	FC	Yds	Avg	Long	TD
Staggers	31	14	262	8.5	67	1
Wagner	2	3	2	1.0	2	0
Edwards	1	0	0	0.0	0	0
Fuqua	1	0	0	0.0	0	0
Bleier	0	1	0	0.0	0	0
Steelers	35	18	264	7.5	67	1
Opponents	45	15	319	7.1	47	1

KICKOFF RETURNS

	No.	Yds	Avg	Long	TD
Brunfield	12	271	22.6	35	0
Staggers	10	261	26.1	47	0
Edwards	9	198	22.0	29	0
Pearson	7	205	29.3	77	0
Bankston	5	76	15.2	23	0
Blount	4	76	19.0	23	0
Bleier	1	21	21.0	21	0
Clack	1	12	12.0	12	0
Steelers	49	1120	22.9	77	0
Opponents	45	1002	22.3	57	0

FIELD GOALS

	1-19	20-29	30-39	40-49	50+
Gerela	5/6	5/7	4/7	3/6	0/1
Steelers	5/6	5/7	4/7	3/6	0/1
Opponents	6/6	11/13	4/5	1/10	0/1

1970 FINAL REGULAR-SEASON STATISTICS (Won 5, Lost 9)

SCHEDULE

Date	W-L	Score	Opponent	Attendance
9/20	L	19-7	Houston	45,538
9/27	L	16-13	at Denver	50,705
10/3	L	15-7	at Cleveland	84,349
10/11	W	23-10	Buffalo	42,140
10/18	W	7-3	at Houston	42,799
10/25	L	31-14	at Oakland	54,423
11/2	W	21-10	Cincinnati	38,968
11/8	W	21-17	N.Y. Jets	50,028
11/15	L	31-14	Kansas City	50,081
11/22	L	34-7	at Cincinnati	59,276
11/29	W	28-9	Cleveland	50,214
12/6	L	20-12	Green Bay	46,418
12/13	L	27-16	at Atlanta	54,126
12/20	L	30-20	at Philadelphia	55,252

TEAM STATISTICS

	Pittsburgh	Opponent
Total First Downs	206	225
Rushing	84	91
Passing	97	120
Penalty	25	14
Total Net Yards	3752	3996
Avg. Per Game	268.0	285.4
Total Plays	844	906
Avg. Per Play	4.4	4.4
Net Yards Rushing	1715	1679
Avg. Per Game	122.5	119.9
Total Rushes	432	487
Net Yards Passing	2037	2317
Avg. Per Game	145.5	165.5
Sacked/Yards Lost	28/275	26/238
Gross Yards	2312	2555
Att./Completions	384/150	393/191
Completion Pct.	39.1	48.6
Had Intercepted	32	23
Points/Average	78/44.2	85/41.9
Penalties/Yards	82/835	76/790
Fumbles/Ball Lost	30/14	29/14
Touchdowns	26	32
Rushing	13	8
Passing	12	21
Returns	1	3

SCORE BY PERIOD

	Q1	Q2	Q3	Q4	OT	Pts
Steelers	33	75	50	51	0	210
Opponents	63	65	82	62	0	272

PASSING

	Att	Cmp	Yds	Cmp%	TD	Int	Long	Sack/Lost	Rating
Bradshaw	218	83	1460	38.1	6	24	87	25/242	31.3
Hanratty	163	64	792	39.3	5	8	72	3/33	44.8
Hoak	2	2	40	100.0	1	0	27	0/0	158.3
Walden	1	1	20	100.0	0	0	20	0/0	118.8
Steelers	384	150	2312	39.1	12	32	87	28/247	35.4
Opponents	393	191	2555	48.6	21	23	65	26/238	63.1

RUSHING

	TD	Ru	Pa	Rt	PAT	FG	2Pt	Pts
Fuqua	9	7	2	0	0/0	0/0	0	54
Mingo	0	0	0	0	17/17	5/18	0	32
Shanklin	4	0	4	0	0/0	0/0	0	24
Watson	0	0	0	0	7/9	5/10	0	22
Hughes	3	0	3	0	0/0	0/0	0	18
Pearson	2	2	0	0	0/0	0/0	0	12
Bankston	2	2	0	0	0/0	0/0	0	12
Smith	2	0	2	0	0/0	0/0	0	12
Hoak	1	1	0	0	0/0	0/0	0	6
Bradshaw	1	1	0	0	0/0	0/0	0	6
Beatty	1	0	1	0	0/0	0/0	0	6
Beatty	1	0	0	1	0/0	0/0	0	6
Steelers	26	13	12	1	24/26	10/28	0	210
Opponents	32	8	21	3	29/32	15/32	3	272

RUSHING

	No.	Yds	Avg	Long	TD
Fuqua	138	691	5.0	85	7
Pearson	173	503	2.9	30	2
Bradshaw	32	233	7.3	22	1
Bankston	26	122	4.7	31	2
Hoak	40	115	2.6	13	1
Bryant	3	25	8.3	24	0
Wilburn	5	25	5.0	10	0
Cole	9	8	0.9	6	0
Smith	1	6	6.0	6	0
Hanratty	4	-5	-1.3	0	0
Hughes	1	-8	-8.0	-8	0
Steelers	432	1715	4.0	85	13
Opponents	487	1679	3.4	40	8

RECEIVING

	No.	Yds	Avg	Long	TD
Shanklin	30	691	23.0	81	4
Smith	30	458	15.3	87	2
Hughes	24	332	13.8	72	3
Fuqua	23	289	12.6	57	2
Bryant	8	154	19.3	63	0
Bankston	7	30	4.3	20	0
Staggers	6	118	19.7	31	1
Wilburn	6	77	12.8	15	0
Pearson	6	71	11.8	18	0
Hoak	4	25	6.3	18	0
Adams	3	36	12.0	17	0
Cole	3	31	10.3	20	0
Steelers	150	2312	15.4	87	12
Opponents	191	2555	13.4	65	21

INTERCEPTIONS

	No.	Yds	Avg	Long	TD
Calland	7	38	5.4	21	0
Allen	4	48	12.0	30	0
Russell	3	64	21.3	37	0
Rowser	3	27	9.0	12	0
Beatty	2	49	24.5	30	1
Hillebrand	2	14	7.0	14	0
Austin	1	22	22.0	22	0
Blount	1	4	4.0	4	0
Steelers	23	266	11.5	37	1
Opponents	32	318	9.9	57	1

PUNTING

	No.	Yds	Avg	Lg	B
Walden	75	3393	45.2	66	1
Bradshaw	3	52	17.3	39	0
Steelers	78	3445	44.2	66	1
Opponents	85	3517	41.9	61	1

PUNT RETURNS

	Ret	FC	Yds	Avg	Long	TD
Bryant	37	7	159	4.3	33	0
Staggers	13	12	70	5.4	15	0
Blount	1	0	52	52.0	52	0
Steelers	51	19	281	5.5	52	0
Opponents	51	11	304	6.0	31	0

KICKOFF RETURNS

	No.	Yds	Avg	Long	TD
Blount	18	535	29.7	91	0
Staggers	14	333	23.8	46	0
Pearson	4	114	28.5	35	0
Sharp	1	9	9.0	9	0
Wenzel	1	6	6.0	6	0
Calland	1	0	0.0	0	0
Washington	1	0	0.0	0	0
Steelers	40	997	24.9	91	0
Opponents	49	1068	21.8	100	1

FIELD GOALS

	1-19	20-29	30-39	40-49	50+
Mingo	2/2	1/6	0/0	2/7	0/3
Watson	2/2	2/2	0/1	1/4	0/1
Steelers	4/4	3/8	0/1	3/11	0/4
Opponents	7/9	1/3	4/7	2-12	1/1

1969 FINAL REGULAR-SEASON STATISTICS (Won 1, Lost 13)

SCHEDULE

Date	W-L	Score	Opponent	Attendance
9/21	W	16-13	Detroit	51,360
9/28	L	41-27	at Philadelphia	60,658
10/5	L	27-14	St. Louis	45,011
10/12	L	10-7	at N.Y. Giants	62,987
10/18	L	42-31	at Cleveland	84,078
10/26	L	14-7	Washington	47,557
11/2	L	38-34	Green Bay	46,403
11/9	L	38-7	at Chicago	45,856
11/16	L	24-3	Cleveland	47,670
11/23	L	52-14	at Minnesota	47,202
11/30	L	47-10	at St. Louis	43,721
12/7	L	10-7	Dallas	24,990
12/14	L	21-17	N.Y. Giants	21,069
12/21	L	27-24	at New Orleans	72,256

SCORING

	TD	Ru	Pa	Rt	PAT	FG	2Pt	Pts
Mingo	0	0	0	0	26	6	12/26	0
Jefferson	9	0	9	0	0/0	0/0	0	54
Gros	7	4	3	0	0/0	0/0	0	42
Hoak	3	2	1	0	0/0	0/0	0	18
Henderson	3	0	3	0	0/0	0/0	0	18
Bankston	1	1	0	0	0/0	0/0	0	6
Shiner	1	1	0	0	0/0	0/0	0	6
Williams	1	0	1	0	0/0	0/0	0	6
McCall	1	0	0	1	0/0	0/0	0	6
Steelers	26	8	17	1	26/26	12/26	0	218
Opponents	50	17	27	6	49/50	17/25	2	404

Sacks: N/A Steelers: 33.0, Opponents: 52.0

INTERCEPTIONS

	No.	Yds	Avg	Long	TD
Hohn	5	64	12.8	24	0
Martha	5	37	7.4	15	0
Shorter	3	47	15.7	23	0
Stenger	3	36	12.0	19	0
Russell	2	48	24.0	26	0
May	2	4	2.0	2	0
Calland	2	0	0.0	0	0
Hillebrand	1	14	14.0	14	0
Hinton	1	7	7.0	7	0
Woodson	1	0	0.0	0	0
Steelers	25	257	10.3	26	0
Opponents	29	535	18.4	77	3

TEAM STATISTICS

	Pittsburgh	Opponent
Total First Downs	210	260
Rushing	81	101
Passing	115	142
Penalty	14	17
Total Net Yards	3626	4401
Avg. Per Game	259.0	314.4
Total Plays	843	898
Avg. Per Play	4.3	4.9
Net Yards Rushing	1542	1732
Avg. Per Game	110.1	123.7
Total Rushes	400	455
Net Yards Passing	2084	2669
Avg. Per Game	148.9	190.6
Sacked/Yards Lost	52/374	33/304
Gross Yards	2458	2973
Att./Completions	391/176	410/227
Completion Pct.	45.0	55.4
Had Intercepted	29	25
Punts/Average	77/42.3	65/40.1
Penalties/Yards	67/659	74/772
Fumbles/Ball Lost	36/16	25/9
Touchdowns	26	50
Rushing	8	17
Passing	17	27
Returns	1	6

RUSHING

	No.	Yds	Avg	Long	TD
Hoak	151	531	3.5	13	2
Gros	116	343	3.0	16	4
Bankston	62	259	4.2	15	1
Hanratty	10	106	10.6	31	0
McCall	30	98	3.3	14	0
Nix	10	70	7.0	20	0
Shiner	14	55	3.9	18	1
Jefferson	4	46	11.5	22	0
Wilburn	2	29	14.5	35	0
Campbell	1	5	5.0	5	0
Steelers	400	1542	3.9	35	8
Opponents	455	1732	3.8	54	17

PUNTING

	No.	Yds	Avg	Long	B
Walden	77	3254	42.3	61	0
Steelers	77	3254	42.3	61	0
Opponents	65	2608	40.1	55	0

PUNT RETURNS

	Ret	FC	Yds	Avg	Long	TD
Campbell	28	7	133	4.8	23	0
Jefferson	4	2	23	5.8	9	0
Martha	3	2	0	0.0	0	0
Hoak	1	1	9	9.0	9	0
Davis	1	0	0	0.0	0	0
Beatty	0	1	0	0.0	0	0
Steelers	37	13	165	4.5	23	0
Opponents	41	15	396	9.7	83	1

RECEIVING

	No.	Yds	Avg	Long	TD
Jefferson	67	1079	16.1	63	9
Wilburn	20	373	18.7	53	0
Hoak	20	190	9.5	26	1
Gros	17	131	7.7	20	3
Hilton	12	231	19.3	34	0
Henderson	12	189	15.7	45	3
Cropper	9	116	12.9	19	0
Adams	6	80	13.3	19	0
Bankston	6	6	1.0	8	0
Williams	3	14	4.7	6	1
McCall	2	2	1.0	5	0
Campbell	1	32	32.0	32	0
Alley	1	16	16.0	16	0
Steelers	176	2458	14.0	63	17
Opponents	227	2973	13.1	58	27

KICKOFF RETURNS

	No.	Yds	Avg	Long	TD
Campbell	26	522	20.1	46	0
McCall	21	532	25.3	101	1
Bankston	4	89	22.3	41	0
Jefferson	4	80	20.0	27	0
Woodson	1	18	18.0	18	0
Davis	3	0	0.0	0	0
Koib	1	0	0.0	0	0
Steelers	60	1241	21.0	101	1
Opponents	46	962	20.9	96	1

SCORE BY PERIOD

	01	02	03	04	OT	Pts
Steelers	57	47	35	79	0	218
Opponents	63	114	85	142	0	404

FIELD GOALS

	1-19	20-29	30-39	40-49	50+
Mingo	5/6	1/4	4/7	2/9	0/0
Steelers	5/6	1/4	4/7	2/9	0/0
Opponents	3/3	5/7	6/9	3/6	0/0

PASSING

	Att	Cmp	Yds	Cmp%	TD	Int	Long	Sack/Lost	Rating
Shiner	209	97	1422	46.4	7	10	63	24/157	60.3
Hanratty	126	52	716	41.3	8	13	41	20/168	41.7
Nix	53	25	290	47.2	2	6	47	7/39	37.2
Hoak	3	2	30	66.7	0	0	16	1/10	99.3
Steelers	391	176	2458	45.0	17	29	63	52/374	49.4
Opponents	410	227	2973	55.4	27	25	58	33/304	75.0

• Team Record



Official Mobile App of the Pittsburgh Steelers

FREE TO DOWNLOAD

- Live Gameday Audio
- Full 2015 Schedule
- Latest News



Steelers.com
The official site of the Pittsburgh Steelers



PITTSBURGH STEELERS

2015

MEDIA GUIDE



STAY CONNECTED



• Latest News



• Live Video



• Steelers Nation Radio

