


SAN DIEGO


CHARGERS




2005 MEDIA GUIDE



CHARGERS TELEVISION



*Monday nights
after MNE, on KGTV 10*



*Saturday nights
on Fox 6 at 6:00 pm*



*During the season
on Cox Channel 4*



More publications available at:

www.retroseasons.com/library/

2005 SCHEDULE

<u>PRESEASON</u>		<u>OPPONENT</u>	<u>KICKOFF</u>	<u>TV</u>
Thursday	Aug. 11	at Green Bay	5:00 p.m.	ESPN
Sunday	Aug. 21	ST. LOUIS	1:05 p.m.	KFMB*
Friday	Aug. 26	at Minnesota	5:05 p.m.	KFMB*
Thursday	Sept. 1	SAN FRANCISCO	7:05 p.m.	KFMB*

REGULAR SEASON

Sunday	Sept. 11	DALLAS	1:15 p.m.	FOX
Sunday	Sept. 18	at Denver	1:15 p.m.	CBS
Sunday	Sept. 25	NEW YORK GIANTS	5:30 p.m.	ESPN
Sunday	Oct. 2	at New England	10:00 a.m.	CBS
Monday	Oct. 10	PITTSBURGH	6:00 p.m.	ABC
Sunday	Oct. 16	at Oakland	1:15 p.m.	CBS
Sunday	Oct. 23	at Philadelphia	10:00 a.m.	CBS
Sunday	Oct. 30	KANSAS CITY	1:05 p.m.	CBS
Sunday	Nov. 6	at New York Jets	10:00 a.m.	CBS
Sunday	Nov. 13	Bye		
Sunday	Nov. 20	BUFFALO	1:15 p.m.	CBS
Sunday	Nov. 27	at Washington	10:00 a.m.	CBS
Sunday	Dec. 4	OAKLAND	5:30 p.m.	ESPN
Sunday	Dec. 11	MIAMI	1:15 p.m.	CBS
Sunday	Dec. 18	at Indianapolis	10:00 a.m.	CBS
Saturday	Dec. 24	at Kansas City	10:00 a.m.	CBS
Saturday	Dec. 31	DENVER	1:30 p.m.	CBS

All times Pacific. Home games in **BOLD**.

*Also carried by KCAL, Ch. 9 in Los Angeles and KMIR, Ch. 6 in Palm Springs.

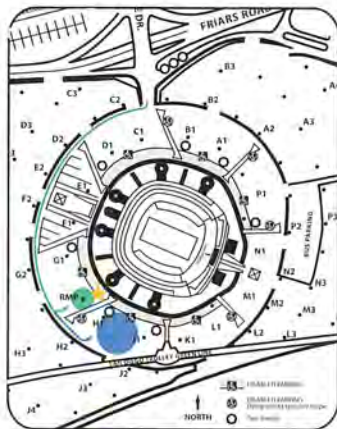
GAME DAY INFORMATION

GAME DAY MEDIA PARKING: Media attending Chargers home games have been assigned one of two areas to park at Qualcomm Stadium: Reserved Media Parking or Lot H1/J1. Please refer to the map below or the back of your assigned parking pass. Please remember you must park in your assigned area and display your parking pass at all times.

Please do not park in Lot G1.

MEDIA ENTRANCE: All Credentialed media must enter at Gate H and are subject to a search procedure. Please be prepared to open all cases and bags for inspection by stadium security personnel. All items will be inspected and tagged for security purposes. Please make sure your bags are identifiable and limit carry-in items to only what is necessary. Remove any security tags from prior games.

Thank you for your cooperation.



★ Gate H Media Entrance

The public relations department of the San Diego Chargers serves as liaison between the team and the public and media. Please contact us with all requests for information or game credentials.

Bill Johnston, Director of Public Relations
 Scott Yoffe, Media Relations Coordinator
 Joel Price, Manager, Internet Services
 Jamaal LaFrance, Public Relations Assistant
 Jennifer Rojas, Public Relations Assistant
 Casey Pearce, Managing Editor – Web Site & Publications

San Diego Chargers Public Relations Department
 P.O. Box 609609
 San Diego, CA 92160-9609
 OFFICE: (858) 874-4500; FAX: (858) 292-2760

Chargers.com and Chargersmedia.com

Chargers.com features the latest news on the San Diego Chargers, including player features. The site also includes player bios, rosters, the depth chart, transactions and more. It is the quickest and easiest way to find the latest information on the San Diego Chargers.

Chargersmedia.com is a password-protected site that allows the media exclusive access to credential requests, press releases, a downloadable version of the team's media guide, feature clips and more. Season and single-game credential requests for the 2005 season should be submitted online. Credential requests must be submitted by the sports director, sports editor or photo editor to be considered. Contact the Chargers public relations department for the Web site's log-in ID and password.

Press Will Call

Press Will Call is located at Gate H and opens four hours prior to kickoff.

Media Telephones

Media wishing to obtain a dedicated phone line in the press box should contact Gary Brashear of San Diego Sports Communications at (619) 281-1500.

Press Box

The telephone number in the Qualcomm Stadium press box is (619) 280-2112, ext. 5500. The press box is equipped with WiFi technology. Contact the Chargers' PR staff for additional support.

Ticket Information

The Chargers ticket office at Qualcomm Stadium is located at Gate C. For information, call the Chargers ticket office at 1-877-CHARGERS or TicketMaster at (619) 220-TIXS (8497).



TABLE OF CONTENTS

2005 Schedule 1
 Game Day Information 2
 Ticket Information 4

**OWNERSHIP, PLAYER PERSONNEL,
 FOOTBALL STAFF, COACHING &
 ADMINISTRATION** 5
 Directory 6
 Alex G. Spanos 8
 Dean Spanos 12
 Michael Spanos 15
 Mark Fabiani 16
 A.J. Smith 17
 Buddy Nix 19
 Ed McGuire 20
 Marty Schottenheimer 21
 Assistant Coaches 26
 Player Personnel 41
 Football Staff 46
 Administration 49

CHARGERS IN THE COMMUNITY 59

**VETERANS &
 RETURNING PLAYERS** 67

**DRAFT PICKS, UNRAFTED
 ROOKIES & ADDITIONAL
 FIRST-YEAR PLAYERS** 171
 Draft Picks 172
 Undrafted Rookies & First-Year Players 179

ROSTERS 183
 Veterans & Returning Players 184
 Draft Picks, Undrafted Rookies
 & Additional First-Year Players 186

2004 IN REVIEW 187
 NFL Final Standings 188
 Regular-Season Stats 189
 Postseason Stats 190
 Regular-Season Defensive Stats 191
 Special Teams Stats 191
 Game-by-Game Team Stats 192
 Game-by-Game Opponents Stats 193
 Game-by-Game Defensive Stats 194
 Takeaway-Giveaway Ratio 195
 Starting Lineups 196
 Participation Chart 197
 Game Summaries 198

RECORDS 215
 Individual Records 216
 Team Records 222
 The Last Time 231
 Career Top Ten 232
 Single Season Top Ten 234
 Big Days 237
 Chargers Ten Longest Plays 251
 Opponent Top Performances 253
 Opponents Ten Longest Plays 257
 Individual Postseason Records 259
 Team Postseason Records 262

YEAR-BY-YEAR STATISTICS
1960–2003 265
 NFL Division Alignment 310

HISTORY 311
 Series Results 312
 Preseason Scores 318
 Quarterbacks Records as Starters 321
 Starting Quarterbacks by Year 321
 Postseason History 326
 Honors 344
 Chronology 350
 Draft History 361
 Trade History 372
 Head Coaches 378
 Assistant Coaches 379
 All-Time Roster 380
 All-Time Colleges 388

GENERAL INFORMATION 389
 2005 NFL Regular-Season Schedule 390
 2005 NFL Postseason Schedule 392
 2005 NFL Preseason Schedule 393
 The 2005 Charger Girls 394
 Chargers on Radio 396
 Chargers on Spanish Radio 397
 Training Camp Information 398
 Qualcomm Stadium 399

San Diego Chargers Media Guide is an official publication of the San Diego Chargers. Copyright © 2005 San Diego Chargers. Chargers Editorial Offices: 4020 Murphy Canyon Road, San Diego, CA 92124. (858) 874-4500. Printing: Neyenesch Printers, (619) 297-2281. Production: Color-Type Birmingham Press, (858) 549-2330.

SAN DIEGO CHARGERS
 QUALCOMM STADIUM JACK MURPHY FIELD
 EST. 1967



CHARGERS 2005 TICKET PRICES

SEASON TICKET INDIVIDUAL GAME

CLUB LEVEL	PRICES VARY, CONTACT A SALES REPRESENTATIVE	
PRESS LEVEL	\$730	\$84
FIELD, PLAZA, LOGE, VIEW	\$570	\$71
ENDZONE VIEW	\$520	\$66
UPPER VIEW	\$370	\$46
LOWER FIELD (OBSTRUCTED VIEW)	\$320	\$41
FAMILY SECTION - VIEW 58	\$320	\$41
WHEELCHAIR AND COMPANION	\$370, \$320	\$46, \$41
SEMI-AMBULANT SEATING AVAILABLE - ASK TICKET OFFICE FOR DETAILS		

SCHEDULES AND PRICES ARE SUBJECT TO CHANGE WITHOUT NOTICE

Chargers Ticket Office • Gate C Qualcomm Stadium

For Accessible Seating Information call 1-888-263-0006. For the hearing impaired call 619-641-3171 TTY.



MasterCard is the official credit card of the San Diego Chargers. Personal checks, money orders, cash, Visa and American Express are also accepted.

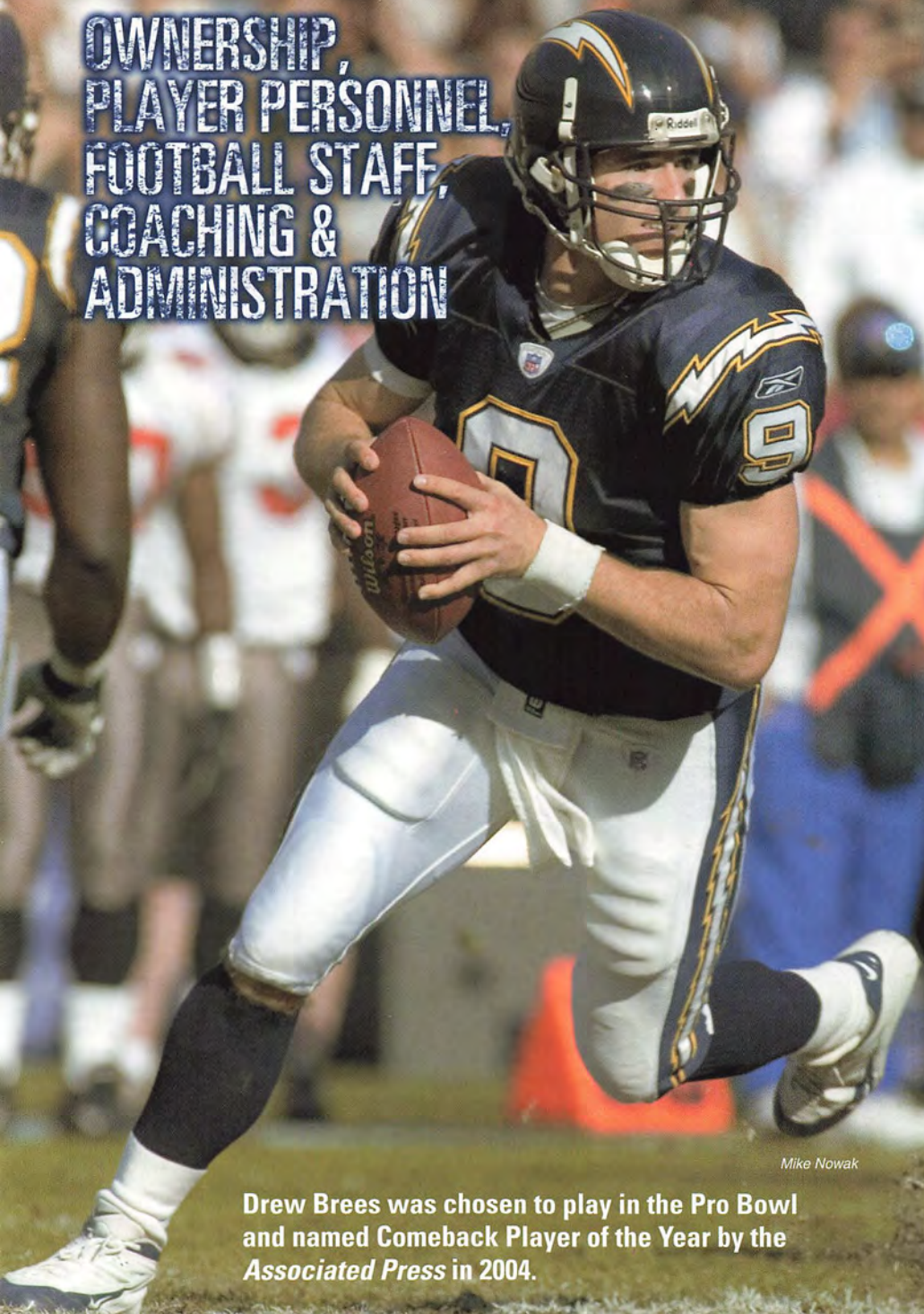
get tickets at
ticketmaster.com

619.220.8497

All Ticketmaster Outlets including Robinsons-May, Tower Records, Wherehouse Music and Ritmo Latino.

ticketmaster

**OWNERSHIP,
PLAYER PERSONNEL,
FOOTBALL STAFF,
COACHING &
ADMINISTRATION**



Mike Nowak

Drew Brees was chosen to play in the Pro Bowl and named Comeback Player of the Year by the Associated Press in 2004.

DIRECTORY

OWNERSHIP

Owner	Alex G. Spanos
President – CEO	Dean A. Spanos
Executive Vice President	Michael A. Spanos
Special Counsel to the President	Mark Fabiani
Executive Assistant to the President	Cheri Pedersen

PLAYER PERSONNEL

Executive Vice President – General Manager	A.J. Smith
Assistant General Manager – Director of Player Personnel	Buddy Nix
Vice President of Football Operations	Ed McGuire
Executive Assistants	Tricia Campanella, Elizabeth Spatola
Director of College Scouting	Jimmy Raye
Director of Pro Scouting	Fran Foley
Assistant Director of Pro Scouting	Dennis Abraham
Scouts	Mike Biehl, Tom Gibbons, Ed Langsdorf, Michael P. McCarthy, Tom McConnaughey, Darrell Moody, Paul Skansi, John Spanos

FOOTBALL STAFF

Head Athletic Trainer	James Collins
Assistant Athletic Trainers	Aaron Miller, Damon Mitchell
Director of Video Operations	Brian Duddy
Video Assistant	Jason Negus
Director of Player Development	Arthur Hightower
Director of Security	Dick Lewis
Equipment Manager	Bob Wick
Assistant Equipment Manager – Field Manager	Chris Smith
Equipment Assistant	Kevin Duddy

COACHING

Head Coach	Marty Schottenheimer
Offensive Coordinator	Cam Cameron
Defensive Coordinator	Wade Phillips
Tight Ends	Rob Chudzinski
Special Teams	Steve Crosby
Wide Receivers	James Lofton
Linebackers	Greg Manusky
Offensive Line	Carl Mauck
Defensive Line	Wayne Nunnely
Quarterbacks	Brian Schottenheimer
Running Backs	Clarence Shelton
Secondary	Brian Stewart
Assistant Wide Receivers – Quality Control	Pete Carmichael, Jr.
Assistant Secondary	Albert Lewis
Assistant Linebackers – Quality Control	John Pagano
Strength and Conditioning	Dave Redding
Assistant Strength and Conditioning	Matt Schlotz
Coaching Administrator	John Wuehrmann
Assistant to the Head Coach	Margie Smith
Administrative Assistant	Lindsey Greene



ADMINISTRATION

Executive Vice President – Chief Operating Officer	Jim Steeg
Executive Assistant	Keri Cassidy
Executive Vice President	Jeremiah T. Murphy
Executive Vice President – Chief Financial Officer	Jeanne M. Bonk
Controller	Marsha Wells
Accounting Manager	Chrystal Lee
Accountants	Sheila Askin, Lesley Fisher, Starlene Mumma
Vice President – Chief Marketing Officer	Ken Derrett
Executive Assistant	Megan Eriksen
Senior Director of Marketing Partnerships	Dennis O’Leary
Senior Manager, Marketing Partnerships & Broadcasting	S. Brandon Ward
Corporate Sales Managers	Doug Carnahan, Chris Lee
Manager, Corporate Partnerships	Ken Houry
Client Services Coordinator	Erin VandenBergh
Senior Director of Ticket Sales & Services	Todd Poulsen
Senior Manager, Premium Seating Sales	Paul Laferla
Managers, Premium Seating Sales	Tom Milks, Trisha Walters
Manager, Suite Services	Amy Schreiber
Senior Account Executive	Nate Gladney
Account Executives	Nick Maurer, Steve Pankowski
Inside Sales Representative	Brad Stewart
Director of Marketing Programs & Business Development	A.G. Spanos
Director of Business Operations	John Hinek
Business Operations Assistant	John Leatherwood
Receptionist	Georgette Rogers
Facilities Coordinator	Chuck Sandusky
Head Staff Assistant	Paul Chapman
Staff Assistants	Greg Clark, Andy Cohen, Chris Hobbs
Director of Public Relations	Bill Johnston
Media Relations Coordinator	Scott Yoffe
Manager, Internet Services	Joel Price
Public Relations Assistants	Jamaal LaFrance, Jennifer Rojas
Managing Editor – Web Site & Publications	Casey Pearce
Director of Public Affairs & Corporate/Community Relations	Kimberley Layton
Community Relations Coordinator	Laney McCown
Director of Stadium/Game Operations & Special Events	Sean O’Connor
Stadium Operations Manager	Christian Webb
Creative Services & Game Operations Manager	Kevin Daly
Special Events Coordinator	Debbie Pedersen
Director of Ticket Operations	Michael L. Dougherty
Ticket Operations Assistant	Lesli Bandy
Director of Guest Services	David Anderson
Manager, Ticket Services	Praecia Costley
Club Seat Services Manager	Linda Gandy
Club Seat Service Coordinator	Rachel Stern
Ticket Services Representative	Betsy Pyle
Customer Service Representatives	Joe Erdelen, Joanne Hernandez, James Navarra, Isela Velasco, Jose Virgen
Team Doctors	Dr. David Chao, Dr. Tal David, Dr. Richard Gilbert, Dr. Jerry Hizon, Dr. Calvin Wong



ALEX G. SPANOS

Owner

In his early years, Alex Spanos worked night and day, seven days a week in his father's bakery. His growing family was struggling to make ends meet on \$40 a week. In 1951, at the age of 27, the time came for Spanos to make the toughest business decision of his life—to stay in the family business or strike out on his own.

More than 50 years later, Spanos has transformed an \$800 loan into one of the leading real estate and development companies in the building industry. He is the founder and chairman of A.G. Spanos Companies, the nation's largest family-owned construction company, and his commitment to quality and integrity are imprinted in the daily operation and management of the San Diego Chargers as well as the 10 companies that are wholly owned and managed by the Spanos family.

REALIZING A DREAM

The success of the A.G. Spanos Companies has allowed him to pursue many dreams, including owning a National Football League team.

"I always believed in the pursuit of one's dreams," Spanos said in announcing his intention to buy the team. "For me, it has been a lifelong goal to own an NFL team. In buying the San Diego Chargers, I've been able to realize a dream." On Aug. 1, 1984, the dream became reality.

Though Spanos turned over much of the day-to-day operations of the Chargers in 1994 to his eldest son, Dean, he remains active in all business matters related to the team and the league. He currently serves on the League's Legislative Committee.

A MODEL BUSINESS

Spanos has made family part of his formula for business success. The A.G. Spanos organization, including the Chargers, is a family-run operation. Son Dean serves as president—chief executive officer of the Chargers and president—vice chairman of the Spanos corporate organization. Son Michael manages the construction and development activities of the company and is the executive vice president of the Chargers. Alex and his sons are the team behind each business ven-

ture. In addition, Dean's two sons—A.G. and John—both hold positions in the Chargers' front office.

In addition to the Chargers, the Spanos companies include A.G. Spanos Construction, Inc.; A.G.

Spanos Management, Inc.; A.G. Spanos Development, Inc.; A.G. Spanos Enterprises, Inc.; A.G. Spanos Realty, Inc.; AGS Financial Corporation; AGS International Corporation; A.G. Spanos Securities Corporation, A.G. Spanos Ventures and The Spanos Corporation.

GIVING BACK

Spanos' community spirit and generosity have paid countless dividends for San Diego.

When wildfires ravaged San Diego County in 2003, Spanos jumped to the forefront with the single largest donation—\$1 million to aid affected families and the recovery effort. Spanos and the team also collected additional funds for the San Diego Fire Relief Fund, adding another \$500,000 to the total.

"My family and I are proud to be a part of the San Diego community," said Spanos. "I'm very fortunate to be in a position to help the

"Alex Spanos is living proof that serving others is what much of life should be about. His success has never gone to his head, and his life is an example from which we might all learn."

Former President George Bush

city and the people who have been so supportive of the Chargers over the years.

"I believe I have a sacred duty to share my good fortune with my church, my community, my fellow Greek Americans and my family."

The Chargers Community Foundation, created and funded by Spanos in 1995 to "help San Diego build on its strengths by supporting individuals, activities and organizations that work to make the city a better place to live," focuses on youth and education and is a major source of community support in San Diego.

In March 2000, the Spanos family and the Foundation introduced the Chargers Champions program. Over the past six years, more than \$2 million has been contributed to deserving schools, students and educators, making the Chargers' commitment unmatched in the San Diego community. In the past six years, 126 outstanding high school juniors have been awarded \$7,000 scholarships and laptop computers. The Chargers Champions program has also awarded grants to schools as well as grants and laptop computers to San Diego's most deserving educators.

Spanos also has been a strong supporter of high school sports in San Diego. He annually sponsors the CIF San Diego Section football championships, allowing the games to be played in Qualcomm Stadium. His backing of the San Diego High School Sports Association and the San Diego County high school all-star football game led to the game being named the Alex Spanos All-Star Football Classic in 1993.

Spanos led the effort to bring Super Bowl XXXVII to San Diego in January 2003. It marked the second time in five years that Spanos had delivered the Super Bowl and focused the world's attention on San Diego. Spanos is credited for using his influence with the NFL and its owners to land Super Bowl XXXII for the City of San Diego, played Jan. 25, 1998. Each game brought close to \$300 million to the regional economy.

His leadership was instrumental in bringing the 1996 Republican National Convention to San Diego, another financial coup for the city.

Here are just a few of the notable gifts from Spanos and the Foundation to San Diego:

- The Foundation's first contribution was a \$1.5 million donation to kick off the \$6.5 million fundraising effort for the San Diego Hall of Champions Sports Museum.
- In 1998, Spanos announced the creation

of the Brooke Humphries Heart Fund in honor of retiring quarterback Stan Humphries and a six-figure contribution to San Diego Children's Hospital in Brooke's name. Stan's daughter Brooke underwent major surgery to correct a heart birth defect.

- Spanos and his family kicked off the week of Super Bowl XXXII in 1998 with major six-figure contributions to both Children's Hospital and the national Christmas in April program.
- In 1995, Spanos' financial support led to the development of a multi-use sports facility for the Pacific Beach community and the students of Kate Sessions Elementary and The Bishop's School. The Alex G. Spanos Sports Fields were dedicated in 1997.
- In 1994, he kicked off a fundraising telethon for the San Diego Olympic Training

"For more than two decades, Alex Spanos has been a beacon of inspiration and leadership for the entire National Football League. His passionate commitment to family, community, teamwork and achievement has helped keep the NFL firmly grounded in the values that are most important."

NFL Commissioner Paul Tagliabue

Center with another six-figure pledge and challenge to the local community.

- Spanos built the state-of-the-art Alex G. Spanos Athletic and Recreation Building at the University of California-San Diego.
- Children's Hospital benefited as did San Diego County Easter Seals when he served as chairman of their telethons. He also chaired the Loaned Executive campaign drive for United Way/CHAD.

SUPPORTING STATE AND COUNTRY

Following the completion of the World War II Memorial in Washington D.C., Spanos made it possible for more than 145 WWII vets and their families from Northern California to take a trip to visit the Memorial. Operation Freedom Flight, as it was called, raised \$225,000, including nearly \$100,000 from Spanos.

In 1998 Spanos generously gave separate \$1 million donations to four different institutions in California. His support to his alma mater, the University of the Pacific, improved the stadium, athletic facilities and residence halls for the entire student population. A similar contribution to Sacramento State's athletic

Continued next page

facilities enabled the university to host the 2000 Olympic track and field trials. The same support also went to rebuild the Samuel N. Hancock Christian School, a private school in an urban area of Stockton. In 1997 he gave \$1 million to the American Red Cross to help flood victims in Northern California and helped raise an additional \$1 million.

Other notable efforts by Spanos include spearheading a 1991 campaign during the Gulf War crisis that raised more than \$4.5 million for the USO, the most successful fund-raising event in its history. He also contributed \$1.5 million to Cal Poly-San Luis Obispo in 1993 to build a theater for the college that was later named the Alex and Faye Spanos Theatre. He also was the founder and driving force behind seven biennial fund-raising dinners benefiting assorted children's charities, including San Diego Children's Hospital and Health Center, and each dinner neared or topped \$1 million.

HONORED FOR GENEROSITY

Organizations in San Diego and across the country have honored Spanos often for his generosity.

Spanos and his wife Faye were appointed by President George W. Bush to the Presidential Delegation to the 2004 Olympic Games in Athens, Greece. They were joined on the Delegation by Former President George H.W. Bush, Mrs. Barbara Bush, The Honorable Thomas Miller, U.S. Ambassador to Greece; Ms. Barbara Bush, Ms. Jenna Bush and Ms. Chris Evert, former tennis champion.

Alex and Faye also were awarded honorary degrees of Doctor of Humane Letters at the commencement exercises for Hellenic College/Holy Cross. This year Alex also received a Doctor of Humanities from Cal Poly-San Luis Obispo.

Father Nicholas Triantafyllou, President of Hellenic College, notes that "Faye and Alex Spanos represent all that is good about our Greek American heritage and Orthodox faith. At the center of their more than five decades together is the love, respect and honor which they have for each other, their family, their church and the great community in which they live."

Spanos has received many of the nation's and San Diego's most prestigious honors for his commitment to community and humanity,

including the Horatio Alger Award, the Ellis Island Medal of Honor, the Gloria Swanson Humanitarian Award, the Grand Cross of Honour by the Supreme Council of Scottish Rite, and the Anti-Defamation League of B'nai B'rith's National Distinguished Community Service Award for devotion to community

and concern for others. Son, Dean, earned the unique distinction of becoming a second generation recipient of the Ellis Island award in 2002.

Alex has received many of San Diego's top honors for his gener-

osity, including awards given by the Greater San Diego Chamber of Commerce, the San Diego Convention and Visitors Bureau, and the San Diego Boys and Girls Clubs.


"Alex Spanos and his family have contributed not only their time, but their means for the betterment of all of San Diego. For that we will always be grateful."

Bob Breitbard, President Emeritus, San Diego Hall of Champions Sports Museum

HIS STORY

These acts of caring demonstrate the commitment of a man who has carved a remarkable career in business and whose dedication to family and community has been an inspiring example for others.

Spanos outlined his lifelong credo of giving back in his autobiography, *Sharing the Wealth: My Story*, a compelling, first-hand account of the events and decisions in his life that became his basic fundamentals for success. As he reveals in his book, he feels it's a duty





and privilege to share his secrets of success.

In the book's foreword, Rush Limbaugh says: "You are about to race through a marvelous and riveting account of a distinctly American life in which the concepts of 'failure' and 'can't' do not apply...Be prepared to be dazzled, informed, entertained, and challenged....This is a book that will change your life forever and for the good."

Spanos was born September 28, 1923, in Stockton, California. He developed his tireless work ethic early, starting at age eight in his father's restaurant, rising before dawn to help prepare pastries before attending school. In 1951, Spanos borrowed \$800, purchased a truck and set out on his own. He began his own catering business and later began investing in real estate. In 1960 he formed the A.G. Spanos Construction Company.

Another side to this complex man was revealed with the help of his close friend Bob Hope. Spanos displayed an entertainer's tal-

ent and flair when he lived a childhood dream and danced on stage. Together, Spanos and Hope sang and danced on numerous occasions both in the United States and abroad.

Spanos' acquisition of the Chargers culminated a lifelong interest and involvement in sports. He earned varsity letters in swimming and diving at the University of the Pacific in Stockton and later distinguished himself as an amateur golfer. Spanos was the first person ever to be on the winning teams in both the Bob Hope Desert Classic in Palm Desert (1977) and the Bob Hope British Pro-Am (1980).

Alex and his wife, Faye, are celebrating 57 years of marriage this year (Aug. 22). The couple has four children—Dean, Dea (Mrs. Ron Berberian), Alexis (Mrs. Barry Ruhl), and Michael—and 15 grandchildren. They maintain residences in Stockton and Palm Springs, California, and Tarpon Springs, Florida.



DEAN A. SPANOS

President – Chief Executive Officer

Under Dean Spanos' direction, the San Diego Chargers are number one in the AFC Western Division and number one in the hearts of the San Diego faithful.

As the Chargers' president and chief executive officer, Spanos has been the team's highest-ranking executive and decision maker for the past 11 years. In 2004, Spanos' foresight and leadership paid dividends as the Chargers returned to prominence in the National Football League. His direction produced one of the greatest revivals in NFL history, turning the Chargers into a 12-4 division champion and one of the NFL's hottest commodities in just one year. Fans have flocked to grab a piece of the excitement, selling out Qualcomm Stadium for five of the last six games. This amazing turnaround was accomplished with one of the youngest rosters in football, pointing to a bright and winning future for the team.

Spanos' personal relationship with San Diego goes well beyond the football field. Dean and the Spanos family are recognized as one of pro football's most philanthropic families and one of Southern California's most active and caring contributors. His unending financial and emotional support of youth sports and education is unmatched in San Diego.

Spanos continues to drive toward two goals: build the Chargers into a perennial NFL powerhouse and solidify the team's future in San Diego. Despite the constant pressure to win now, Spanos stood behind the long-term plan that he, General Manager A.J. Smith and Head Coach Marty Schottenheimer had implemented. His confidence was rewarded with an AFC West title while Smith was named NFL Executive of the Year by *Pro Football Weekly* and *FoxSports.com* and Schottenheimer was a consensus Coach of the Year recipient.

SAN DIEGO'S TEAM

Last year he also took a giant step closer to his goal to solidify the team's future in San Diego when he hired Jim Steeg away from the NFL offices in New York. The highly respected Steeg will serve as the team's executive vice president and chief operating officer. He will spearhead the team's effort to design a new state-of-the-art stadium for San Diego while leading the front office operations.

Spanos' commitment to San Diego and the team is clear, dedicating millions of dollars to develop a plan to give San Diegans a modern football-only stadium and secure a home for their football team. His leadership of the team and passion for San Diego is undeniable. The reason for this heartfelt bond is clear: Dean has proudly called San Diego home since the day he moved his family to La Jolla in 1984.

"We've been here for more than 20 years," said Spanos. "Susie and I have raised our kids here. This is our home."

DUAL PRESIDENCIES

Few NFL owners or businessmen of any kind are as involved in every aspect of their company's inner workings as Spanos. He oversees the business and football operations of the Chargers, a leadership role he has held since taking over as president—chief executive officer in 1994. He also plays a prominent role in league affairs and serves on the NFL's Business Ventures Committee.

After his father purchased majority interest in the team on Aug. 1, 1984, Dean became the man behind the scenes for the Chargers while serving as president of all Spanos corporate entities and vice chairman of the AGS Financial Corporation. For 32 years, Dean has been working alongside his father in apartment construction and land development in the family-owned business. He

shares the responsibility with his brother, Michael, for all construction operations nationwide and all financial matters relating to the acquisition and development of projects for the Spanos organization.

After Dean took the reins in early 1994, the Chargers didn't wait long to enjoy the benefits of his guidance. Less than a year later, the Chargers were playing in Super Bowl XXIX in Miami, Florida in January 1995.

CONTINUES TRADITION OF GIVING

In addition to running the football organization, he has continued the long-standing tradition of community support by the Spanos family and the Chargers.

In March 2000, Dean announced the creation of *Chargers Champions*, a community initiative benefitting students, schools and educators that are "making the difference" for San Diego's future. Over the past six years at the annual *Chargers Champions All-Star Gala*, 126 outstanding high school juniors have been awarded \$7,000 scholarships and laptop computers. Since 2001, *Chargers Champions* has awarded grants to schools as well as grants and laptops to San Diego's most deserving teachers and coaches. This commitment of \$400,000 annually in educational scholarships and grants—exceeding \$2 million over six years—is unmatched in San Diego.

Local students received a giant boost when the Spanos family and Chargers Community Foundation supplied the initial funding to organize the first-ever freshman football and girls volleyball programs in the 16 San Diego City high schools in 2000. This major public-private partnership provided more than 1,000 extracurricular opportunities annually for students.

San Diego County schools have also benefited financially from the Chargers' generosity. In 1998, the Chargers created *Touchdowns for Youth* to reward students who have outstanding attendance. With more than \$3 million in support from the Chargers, schools in San Diego County realized an increase in funding from the state (based on "average daily attendance") of nearly \$10 million.

Another huge economic benefit to the community came in 1998 when Dean and Alex Spanos secured Super Bowl XXXVII for the City of San Diego. It marked the second time in five years that the City of San Diego enjoyed the huge financial windfall from hosting a Super Bowl. Super Bowl XXXVII in January 2003 brought more than \$300 million to the San Diego economy.

Dean is a major contributor throughout the

San Diego business and civic communities. He is an emeritus member of the board of directors for the San Diego International Sports Council, a group of San Diego business executives committed to promote and enhance economic development through sports of all kinds in San Diego. Dean has also served on the boards of the San Diego Economic Development Corporation, the Greater San Diego Chamber of Commerce and the San Diego Inner-City Games. He continues to be a major contributor and supporter of Children's Hospital, the American Cancer Society, the Huntington's Disease Society of America and the United Way.

COMMUNITY HONORS

Community honors come frequently to Dean and Susie Spanos. A few of the more prestigious and recent awards include the Warner Award, the top honor of the national Pop Warner football organization bestowed to Dean for his commitment to the youth football organization and its Little Scholars education initiative. The San Diego Chapter of the National Football Foundation also presented Dean with its highest honor, the Distinguished American Award.

Dean and Susie were awarded the Harold Leventhal Community Service Award in 2003, the top award of the Huntington's Disease Society of America, presented by the national board for their generosity. Dean earned the unique distinction of being a second-generation recipient of the prestigious Ellis Island Medal of Honor, accepting the award in 2002, 16 years after his father was similarly honored. He was inducted into the DeMolay International Alumni Hall of Fame in 2002. DeMolay International is an organization dedicated to preparing young men to lead successful and productive lives. In 2001, the San Diego Hall of Champions Sports Museum presented Dean and Susie with their Community Champions Award, the Hall's most prestigious award.

MORE THAN A BUSINESSMAN

An avid golfer since his college years, he has been on the winning team in five Pro-Am tournaments, including back-to-back wins in 1990 at the Bob Hope Chrysler Classic and the AT&T National Pro-Am at Pebble Beach with partner Hubert Green. He successfully defended his title at the Hope Classic in 1991. Spanos and Green also won the Bing Crosby Pro-Am at Pebble Beach in 1985, where Dean was awarded the "Most Valuable Amateur" trophy for supplying the most help to his professional partner. His first win came

in the 1985 Senior Players Reunion Pro-Am in Dallas, teaming with Billy Casper.

Dean Alexander Spanos was born May 26, 1950 in Stockton, California. He earned varsity letters in football and golf at Lincoln High School in Stockton. Dean received the Lincoln High Hall of Fame Award, which honors alumni whose contributions and accomplishments are representative of the school. He was recognized for his achievements in the areas of business and athletics. Dean continued his golfing career at the University of the Pacific in Stockton, California. He graduated in 1972 with a degree in business administration. He maintains close ties with his alma mater, having served as a regent at the University.

Susie received one of San Diego's most prestigious awards in 2001 when she was honored as a "Woman of Dedication" by the Salvation Army. She also has been named the Woman of the Year by the San Diego Leukemia Society for her philanthropic work in the community. Susie is active in and on the board of many charitable organizations in San Diego, including the Campanile Foundation at San Diego State University; the San Diego Women's Foundation, and is an advisory member of Las Patronas. She has been a driving force in supporting the San Diego Blood Bank and its umbilical cord blood pro-

gram, helping the Chargers' annual blood drive become one of the most successful in the nation.

Son Alexander Gus (July 2, 1978) is the Chargers' director of marketing programs and business development. He is a graduate of the business school at the University of Southern California. Prior to joining the Chargers fulltime, he worked in the NFL Europe's office in London and at the NFL office in New York. As a freshman, he attended Tufts University in Medford, Mass., where he was a member of the football team. In high school, he received six varsity letters as a two-sport athlete (basketball and football) at La Jolla Country Day School.

Son John Dean (Nov. 7, 1979) has been a pro and college scout for the team since 2003 and has worked in the organization—mostly in the football personnel department—for eight years. He graduated from Wake Forest University with a degree in business in 2002. He also interned one summer and later worked one year in the NFL Management Council's office in New York. While at The Bishop's School in La Jolla, he earned nine varsity letters in a variety of sports, including football, basketball and golf, and played on three championship teams.

Dean and Susie reside in La Jolla.



MICHAEL A. SPANOS

Executive Vice President

OWNERSHIP

Michael A. Spanos, 46, became executive vice president of the Chargers in 1995. In that capacity, he assists in the financial and management matters pertaining to the organization. Michael joins his father, owner Alex Spanos, and brother, President—CEO Dean Spanos, in steering the direction of the organization.

Michael is also in his 22nd year as the executive vice president of the A.G. Spanos Companies. As the person most responsible for the construction and development activities of the organization, Michael oversees all of the office divisions around the country. His responsibilities extend to the areas of property management, land acquisition, and future direction and growth of the company's construction activities. From the company head-

quarters in Stockton, Michael travels weekly across the country to monitor and manage building projects in several states.

Born in Stockton, California in 1959, he attended Lincoln High School and graduated from the University of the Pacific, where he earned a bachelor's degree in business administration. In 1989, Michael was appointed to the Board of Regents at the University of the Pacific, where he served for five years. He has also served as a trustee on the Board of Dameron Hospital where he represented his family's interest in quality health services. Michael continues to contribute both his time and resources to the development of several projects involving youth sports and education. He and his wife, Helen, reside with their five children in Stockton.



MARK FABIANI

Special Counsel to the President

Mark Fabiani joined the Chargers as special counsel to the president in April 2002. In his role with the club, Fabiani's primary function is to work with the San Diego community to explore opportunities for a new state-of-the-art football stadium in the San Diego region.

Since joining the Chargers, Fabiani and his La Jolla-based firm, Fabiani & Lehane LLC, has taken the lead in creating a comprehensive stadium development proposal that the team hopes will lead to a dynamic new business and residential region on the current stadium site. He also has handled the grassroots effort to educate the community of the proposal's many benefits.

Fabiani's firm provides strategic advice and tactical execution to companies and individuals facing complex financial, marketing, communications and legal challenges.

In 2000, Fabiani served as the deputy campaign manager for communications and strategy for former Vice President Al Gore's presidential campaign—the closest presidential election in modern history. Fabiani was responsible for coordinating the campaign's communications and media strategies and tactics, including for the Vice President's post-election Florida vote count effort. Fabiani also served as the campaign's chief spokesperson, appearing daily on national television broadcasts.

Prior to serving under Gore, Fabiani held the position of special counsel to President Bill Clinton from 1994 through the '96 presidential campaign. Fabiani provided legal, communications and political counsel to the President and First Lady of the United States on allegations and investigations of White-water and other related matters. As part of his duties Fabiani produced and communicated the legal, legislative, and political responses to inquiries from the media, Capitol Hill and investigative agencies. In this role, Fabiani also served as the White House's principle

spokesperson before the national media, appearing regularly on major news shows.

Fabiani's experience with complex problem resolution also includes four years of service as deputy mayor of Los Angeles and chief of staff to Los Angeles Mayor Tom Bradley. In that post, Fabiani managed political strategy, media relations, policy analysis and an executive staff of 129 for the mayor. Fabiani directed day-to-day interaction between the mayor's office and the media, general managers of city departments, the City Council, and the city's principle private sector companies and public sector institutions.

Fabiani, who graduated cum laude from Harvard Law School in 1982, also has served in senior positions at the United States Department of Justice and the Department of Housing and Urban Development. As a deputy assistant attorney general at the Justice Department, Fabiani was responsible for policy development for the Attorney General. As deputy assistant secretary at HUD, Fabiani implemented the federal government's Empowerment Zone Initiative for urban revitalization.

Fabiani was born May 31, 1957 in Ellwood City, Pennsylvania. He earned a bachelor's degree in philosophy from the University of Redlands. Mark and his family have resided in La Jolla since 1996.

EXECUTIVE STAFF



CHERI PEDERSEN
Executive Assistant to the
President



ALISON PELLEGRIN
Executive Assistant



A.J. SMITH

Executive Vice President – General Manager

21st NFL Season, 7th with Chargers

The 2004 NFL season was rewarding in many ways for General Manager A.J. Smith. He was named the NFL's Executive of the Year by *Pro Football Weekly* and the *Professional Football Writers of America*. Smith put his personal stamp on a team that improved from 4-12 in 2003 to 12-4 in 2004, and captured its first AFC West title since 1994. Smith earned similar accolades from *FoxSports.com*, while being named the NFL's Best Front Office Executive by *CBS Sportsline.com*.

Smith bolstered the roster last season by making several key player acquisitions through free agency and trades. Before the season started, he signed free agents Steve Foley, Randall Godfrey and Mike Goff, and pulled off trades to land tackle Roman Oben and cornerback Jamar Fletcher. Then, with the NFL's 2004 trade deadline approaching in October, Smith secured the services of wide receiver Keenan McCardell.

Smith's draft-day maneuvers have been a complete success. Smith selected Mississippi quarterback Eli Manning with the first overall pick in 2004 and then traded him to the New York Giants for North Carolina State quarterback Philip Rivers, whom the Giants had acquired with the fourth-overall choice, along with New York's first- and fifth-round picks in 2005, and a third-round choice in 2004. This blockbuster trade gave the Chargers 11 choices in the 2004 draft. Three of the players selected, defensive end Igor Olshansky (second round), center Nick Hardwick (third round) and tackle Shane Olivea (seventh round) all started as rookies. A fourth, kicker Nate Kaeding (third round) set a rookie team scoring record and was named to a couple of all-rookie teams.

This year, Smith used the team's two picks in the first round to select linebacker Shawne Merriman from Maryland and defensive end/tackle Luis Castillo from

Northwestern. Merriman was chosen with the pick acquired from the Giants.

Smith began his stint as executive vice president-general manager on Tuesday, April 22, 2003.

His close friend and longtime associate John Butler lost his battle with cancer on April 11, and it was Smith whom Chargers President Dean Spanos tabbed to take the reins in his stead.

Before Smith was named to his new position, he spent the previous 27 years moving methodically through the ranks of professional football. Smith was a part-time scout, full-time scout, assistant director of scouting, director of scouting and assistant general manager before being promoted to executive vice president-general manager of the Chargers.

At the time of Smith's hiring, NFL executives said:

Chargers President Dean Spanos: "A.J.'s experience, both in the NFL and in our system, made him the ideal candidate. In the two years that John (Butler) was our general manager, he created a terrific infrastructure for our front office. A.J. was the first and most important person John hired."

Indianapolis Colts President Bill Polian: "In football, A.J. has been there and done that with everything there is to do in the game, going back to the USFL days. He is a quintessential football man."

Baltimore Ravens G.M. Ozzie Newsome: "A.J. learned from Bill Polian (Buffalo). He learned from George Allen (USFL). He's been around successful people, so he's learned the right way to do things."

Smith has worked in pro football since 1977, including three years in the United States Football League in the early 1980s.

He began his second tenure with the Chargers Jan. 18, 2001 as assistant general manager and director of pro personnel. His duties included monitoring NFL transactions, evaluating pro talent, handling tryouts and free agent contracts.

Smith spent 14 seasons (1987-2000) with the Buffalo Bills, joining the team as an area scout in 1987, before being named assistant director of college scouting in 1989. In 1993, Smith became director of pro personnel.

During his tenure with the Bills, referred to

Continued next page

as the "Glory Years" in Bills history, Smith worked closely with Hall of Fame coach Marv Levy as assistant director of college scouting during Buffalo's appearances in Super Bowls XXV, XXVI and XXVII. Smith was promoted to director of pro personnel prior to the Bills' appearance in Super Bowl XXXVIII.

Smith served as the Chargers pro personnel director from 1985-86. He also held scouting positions with the USFL's Chicago Blitz (1982-83) and Pittsburgh Maulers (1984). He began his NFL career in 1977 as a volunteer part-time scout for the New York Giants under the direction of Jim Trimble and moved on to become a part-time scout for the New England Patriots (1978-1980) and Houston Oilers (1981).

Smith made his start in football as an assistant coach at Cranston West High School in Cranston, Rhode Island from 1971-76. He was the head coach of the Rhode Island Kings of the Eastern Football League in 1976 and an assistant coach at the University of Rhode Island in 1978.

Smith was born Feb. 28, 1949 and is a graduate of Bishop Hendricken High School in Warwick, Rhode Island. He was a standout on the football and track teams and was inducted into the school's hall of fame in 2003. Smith earned a degree in health and physical education from Kentucky Wesleyan College in 1971. In June 2005, Smith

returned to his alma mater for the dedication and presentation of a plaque in his honor, which will hang in the new A.J. Smith Weight Room inside the Woodward Health and Recreation Center.

Smith played semipro football as a wide receiver with the Attleboro (Mass.) Kings of the Eastern Football League from 1972-74 and had a tryout with the Washington Redskins in 1974. He was inducted into the American Football Association's Minor/Semipro Football Hall of Fame in 1990. Smith also taught health and physical education in the Providence (R.I.) junior high school system from 1971-1985.

Smith and his wife, Susan, reside in Sorrento Valley. They have a daughter, Andrea, and a son, Kyle. Andrea graduated cum laude from Cortland State (N.Y.) with a degree in sports management. She was an honorable mention All-America as an outside hitter for the Red Dragons, as well as a conference and team MVP. Andrea now lives in Los Angeles and is the community relations coordinator for the Los Angeles Sparks of the WNBA. Kyle is a senior wide receiver and punt returner at Youngstown State. He ranks 20th in school history with 1,054 yards on 64 career catches. He ranks fourth in school history with 313 punt-return yards and 47 career returns. In 2004, Kyle was an All-Gateway Conference honorable mention choice and the team's offensive MVP.

A.J. Smith's Experience

2003-05	—	Executive Vice President – General Manager, San Diego Chargers
2001-02	—	Assistant General Manager – Director of Pro Personnel, San Diego Chargers
1993-2000	—	Director of Pro Personnel, Buffalo Bills
1989-1992	—	Assistant Director of College Scouting, Buffalo Bills
1987-88	—	Area Scout, Buffalo Bills
1985-86	—	Pro Personnel Director, San Diego Chargers
1984	—	Scout, Pittsburgh Maulers (USFL)
1982-83	—	Scout, Chicago Blitz (USFL)
1981	—	Part-Time Scout, Houston Oilers
1978-1980	—	Part-Time Scout, New England Patriots
1978	—	Assistant Coach, University of Rhode Island
1977	—	Part-Time Scout, New York Giants
1976	—	Head Coach, Rhode Island Kings (EFL)
1971-76	—	Assistant Coach, Cranston West High School

BUDDY NIX

**Assistant General Manager –
Director of Player Personnel**
13th NFL Season, 5th with Chargers



Buddy Nix was promoted to assistant general manager – director of player personnel on June 2, 2003. Nix previously held the title of director of player personnel for the 2001-02 seasons. He oversees both the pro and college scouting departments, as well as assisting Smith on all personnel matters.

Nix has been evaluating NFL and college talent for 12 years. He spent eight seasons (1993-2000) as a scout with the Buffalo Bills, where he worked with Smith and former General Manager John Butler.

From 1984-1992, Nix was the head football coach at the University of Tennessee at Chattanooga. Prior to his nine seasons at UTC, Nix's collegiate career included stops as an assistant coach at Louisiana State (1981-83), Auburn (1976-1980), Southern

Mississippi (1972-75), Livingston (1970-71) and Carson Newman (1969). In 1971, Livingston won the Division II National Championship. Nix was the defensive coordinator on the Tigers' staff, under head coach Mickey Andrews, who has been the defensive coordinator at Florida State since 1984.

Nix's coaching career began in 1961 as a graduate assistant at the University of Alabama. That year the Crimson Tide finished 11-0 and defeated Arkansas in the Sugar Bowl en route to a national championship. Nix later held coaching positions at Anniston (1962-64) and Eufala (1964-67) High Schools in Alabama, and Jonesboro High School (1967-69) in Georgia.

Nix was born Dec. 6, 1939 in Carbon Hill, Alabama. He attended Talladega High School and played linebacker and fullback at Livingston University. In 1983, Nix was inducted into Livingston's Hall of Fame. Buddy and wife, Diann, have three children: Steve, Stan and Stacey. They have residences in San Diego and Chattanooga, Tennessee.

Buddy Nix's Experience

2003-05	—	Assistant General Manager-Director of Player Personnel, San Diego Chargers
2001-02	—	Director of Player Personnel, San Diego Chargers
1993-2000	—	Area Scout, Buffalo Bills
1984-1992	—	Head Coach, University of Tennessee at Chattanooga
1981-83	—	Offensive Line, Defensive Coordinator, Louisiana State University
1976-1980	—	Secondary, Defensive Line, Linebackers, Auburn University
1972-75	—	Linebackers, Defensive Coordinator, Southern Mississippi
1970-71	—	Defensive Coordinator, Livingston University
1969	—	Secondary, Carson-Newman College
1967-69	—	Head Coach, Jonesboro High School
1964-67	—	Head Coach, Eufala High School
1962-64	—	Assistant Coach, Athletic Director, Anniston High School
1961-62	—	Graduate Assistant, University of Alabama



ED MCGUIRE

Vice President of Football Operations

18th NFL Season, 8th with Chargers

After two seasons as the Chargers' coordinator of football operations, Ed McGuire was promoted to vice president of football operations in 2000.

McGuire is in charge of all football operations for the Chargers. He oversees player contract negotiations as well as the day-to-day business and administrative operations of the scouting department, coaching department, equipment and video departments, training staff, and strength and conditioning staff.

McGuire joined the Chargers in 1998 as coordinator of football operations where he oversaw the day-to-day operations of the player personnel department and handled player contract negotiations. He also monitored the players' payroll in regards to the NFL's salary cap.

McGuire served as the senior manager

of labor operations for the NFL's Management Council from 1996-98. Prior to that, he was the league's manager of player personnel from 1991-96. He originally joined the NFL in 1987 as a player personnel analyst. Before coming to the NFL, McGuire worked in the personnel department for the United States Football League from 1984-86.

During his tenure in the league office, McGuire became a leading expert on the NFL's salary cap and Collective Bargaining Agreement, created in 1993 between the NFL and the NFL Players' Association.

"Ed's low-key personality belies one of the NFL's bright young minds," said NFL Executive Vice President of Labor Relations Harold Henderson. "He helped develop and administer the intricate details of the Collective Bargaining Agreement and the salary cap. The Chargers are fortunate to have Ed."

Born Jan. 18, 1962, in Riverhead, New York, McGuire graduated with a degree in athletic administration in 1984 from St. John's University in Jamaica, New York. He played football and baseball at Riverhead High School.

McGuire and his wife, Jane, have two children, son Kevin and daughter Shannon, and reside in Rancho Bernardo.

Ed McGuire's Experience

2000-05	—	Vice President of Football Operations, San Diego Chargers
1998-2000	—	Coordinator of Football Operations, San Diego Chargers
1996-98	—	Senior Manager of Labor Operations, National Football League
1991-96	—	Manager of Player Personnel, National Football League
1987-1991	—	Player Personnel Analyst, National Football League
1984-86	—	Player Personnel Assistant, United States Football League

EXECUTIVE STAFF



TRICIA CAMPANELLA
Executive Assistant



ELIZABETH SPATOLA
Executive Assistant



MARTY SCHOTTENHEIMER

Head Coach

29th NFL Season, 4th with Chargers

The accolades came pouring in for Head Coach Marty Schottenheimer after he led the Chargers to one of the greatest turn-arounds in NFL history last season. Schottenheimer took a ball club that finished last in the AFC West in 2003 and turned it into an AFC West Champion (12-4) in 2004. It was the franchise's first division title since 1994 and the Chargers became the 22nd team in NFL history to go from worst-to-first since 1967.

When the dust settled, Schottenheimer had been named the NFL Coach of the Year by the *Associated Press*, *Pro Football Weekly* and the *Professional Football Writers of America*, *Sports Illustrated.com*, *American Football Monthly*, *The Dallas Morning News*, *CBS SportsLine.com* and the NFL Alumni Association. He also was chosen as the Professional Coach of the Year by the Maxwell Football Club and the AFC Coach of the Year by the NFL 101 Committee in Kansas City.

The Chargers won with a balanced offense and a solid defense. The Bolts rushed for 2,185 yards and passed for 3,506. The team's quarterbacks were efficient with the football, throwing 29 touchdowns and only seven interceptions. The Bolts' defense finished the season ranked third in the NFL against the run. Their +15 turnover ratio tied for the second-best in team history and was third-best in the NFL.

The Chargers' playoff run marked the 12th time during Schottenheimer's illustrious career that he had taken his team to the postseason. It tied for third-most playoff appearances in NFL history with Hall of Fame coaches Bud Grant and Chuck Noll.

At the same time, Schottenheimer became the fifth NFL head coach to lead three different teams to the playoffs (Chargers, Chiefs and Browns). He joined a fraternity that included Bill Parcells (Giants, Patriots, Jets and Cowboys), Dick Vermeil (Eagles,

Rams and Chiefs) Chuck Knox (Rams, Bills and Seahawks) and Dan Reeves (Broncos, Giants and Falcons).

Schottenheimer moves into the 2005 season with 177 career wins in the regular season. He has the most wins among active NFL head coaches. His career win total places him eighth on the NFL's all-time list. He trails Don Shula (328), George Halas (318), Tom Landry (250), Curly Lambeau (226), Noll (193), Reeves (190) and Knox (186).

Including the playoffs, Schottenheimer has a combined record of 182-129-1 (.585) as an NFL head coach.

Guiding the Bolts to 12 wins in 2004 marked the 13th time that Schottenheimer has coached his team to a winning record. The Chargers' 12 wins matched the second-highest single-season win total of his career (Cleveland, 1986). His teams in Kansas City won 13 games in 1995 and '97. Since 1984, Schottenheimer has had only two losing seasons.

Schottenheimer became the 13th head coach in Chargers history on Jan. 29, 2002. He landed his first job as a head coach with Cleveland in 1984 and remained with the Browns through the 1988 season. From there, he spent the 1989-1998 seasons with the Kansas City Chiefs and the 2001 season with the Washington Redskins. From 1999-2000, Schottenheimer worked as an analyst for ESPN.

Schottenheimer's head coaching career began on Oct. 22, 1984 when the Browns named him head coach to replace Sam Rutigliano after a 1-7 start. Schottenheimer had been the team's defensive coordinator and defensive backs coach under Rutigliano. The results were immediate as Schottenheimer led the Browns to a 4-4 record in the second half of the '84 season.

Over the next four seasons (1985-88), Schottenheimer would lead the Browns to the playoffs four times. They captured three AFC Central Division titles and played in two AFC Championship Games (1986-87). Both times, the Browns were defeated in the AFC Championship Game by Denver.

Schottenheimer resigned following the 1988 season. He finished his career in Cleveland with a record of 46-31 (.597), including playoffs.

Continued next page

Marty Schottenheimer, *continued*

On Jan. 24, 1989, Schottenheimer was named head coach of the Kansas City Chiefs, becoming the seventh head coach in Chiefs history. From 1989-1998, Schottenheimer's teams would average 10 wins a season and qualify for the playoffs seven times.

The Chiefs were dominant at home under Schottenheimer, where their 62-18 (.775) record from 1989-1998 was the third-best in the NFL behind San Francisco's 67-13 (.838) and Denver's 63-17 (.788). The Chiefs

ratio and led the league in turnover ratio during the 1990, '92 and '95 seasons. The Chiefs ranked in the NFL's top-five in this category seven out of 10 seasons and they set an NFL record by recording a +10 turnover ratio in six consecutive seasons from 1990-95.

In 1990, he coached the Chiefs to a record of 11-5 and into the playoffs. It was their most wins in a season since 1969 and their first playoff berth since 1986.

In 1993, he led the Chiefs to another 11-5 mark and the franchise's first-ever appear-



In June, Marty was joined at the San Diego Fire & Rescue Helicopter Invitational by Padres Manager Bruce Bochy, Dean Spanos and San Diego Fire Chief Jeff Bowman.

Becky Herrington—On The Spot Photography

and 49ers were the only teams in the NFL to reach the playoffs seven times in the '90s. From 1989-1997, the Chiefs finished either first or second in the AFC West, a nine-year stretch matched only by the Pittsburgh Steelers (1971-79) since the AFL-NFL merger in 1970.

Schottenheimer had a strong hold on the AFC West during his 10 seasons as the head coach in Kansas City, as evidenced by his 55-28 (.663) record within the division. His success included an outstanding mark of 18-3 (.857) against the Chargers' biggest rival, the Oakland Raiders.

His Kansas City teams were known for their aggressive defense. From 1989-1998, the Chiefs had an NFL-best +99 turnover

ance in the AFC Championship Game.

In 1995 and '97 he led the Chiefs to AFC-best records of 13-3, but both times they lost in the Divisional Playoff round.

On Jan. 11, 1999, Schottenheimer retired from coaching, leaving Kansas City with a record of 101-58-1 (.634). He spent the next two years (1999-2000) with ESPN before re-joining the coaching ranks in 2001 when he was named head coach of the Washington Redskins. He spent just one season in Washington as the Redskins finished 8-8.



Schottenheimer's athletic career began at Ft. Cherry High School in McDonald, Penn-



sylvania, where he was an honors student and a standout on the football and basketball teams. He was an All-Western Pennsylvania linebacker and a center on the school's state championship basketball team.

Schottenheimer earned a scholarship to the University of Pittsburgh and became an All-America linebacker. In 1965, he was selected to play in the College All-Star Game at Chicago's Soldier Field. The All-Stars lost to the Cleveland Browns, 24-16. In the game, Schottenheimer played alongside future NFL greats Dick Butkus, Fred Biletnikoff, Roger Staubach, Bob Hayes and Bill Curry. Schottenheimer was later named to the University's All-Time Team.

After earning his degree in English from Pittsburgh, Schottenheimer was selected in the fourth round of the 1965 NFL Draft by the Baltimore Colts and the seventh round of the 1965 AFL Draft by the Buffalo Bills. He signed with the Bills and played in Buffalo from 1965-68. During his rookie season in 1965, the Bills defeated the Chargers, 23-0, to win the AFL Championship.

In 1969, he joined the Boston Patriots and played in Boston for two seasons. In 1971, the Patriots traded Schottenheimer to the Pittsburgh Steelers. After training camp had ended in '71, the Steelers dealt the young

linebacker to the Colts and he decided to retire shortly thereafter.

For the next four years (1971-74), Schottenheimer sold real estate in Miami and Denver.

In 1974, he returned to football, signing with the Portland Storm of the World Football League. A shoulder injury ended his playing career, but he remained with the team as an assistant coach, working with the team's linebackers.

In 1975, he landed his first NFL coaching job as the linebackers coach for the New York Giants. He held that position for two seasons until he was named defensive coordinator in 1977.

In 1978, Schottenheimer was hired as the linebackers coach for the Detroit Lions. In 1980, he was hired by the Browns as defensive coordinator and defensive backs coach.

Schottenheimer was born Sept. 23, 1943 in Canonsburg, Pennsylvania. He and his wife, Pat, have two children, Kristen and Brian, and two grandsons, Brandon and Sutton. Brian, a former University of Florida quarterback who was on his father's coaching staffs with the Chiefs (1998) and Redskins (2001), is currently the Chargers quarterbacks coach. Marty's brother Kurt is the secondary coach for the St. Louis Rams. He was on Marty's coaching staffs in Cleveland (1986-88), Kansas City (1989-1998) and Washington (2001).

Schottenheimer is a licensed pilot. In the past, he has flown with the Navy's Blue Angels and the Air Force's Thunderbirds.



Marty Schottenheimer's Coaching Experience

2002-05	—	Head Coach, San Diego Chargers
2001	—	Head Coach, Washington Redskins
1989-1998	—	Head Coach, Kansas City Chiefs
1984-88	—	Head Coach, Cleveland Browns
1980-84	—	Defensive Coordinator, Defensive Backs, Cleveland Browns
1978-79	—	Linebackers, Detroit Lions
1977	—	Defensive Coordinator, New York Giants
1975-76	—	Linebackers, New York Giants
1974	—	Linebackers, Portland Storm (World Football League)

Marty Schottenheimer's Record Against The NFL (includes playoffs)

Opponent	W	L	T	Opponent	W	L	T
Arizona Cardinals	.6	1	0	Miami Dolphins	.4	10	0
Atlanta Falcons	.4	1	0	Minnesota Vikings	.4	1	0
Baltimore Ravens	.0	1	0	New England Patriots	.6	1	0
Buffalo Bills	.7	5	0	New Orleans Saints	.4	3	0
Carolina Panthers	.3	0	0	New York Giants	.3	3	0
Chicago Bears	.2	4	0	New York Jets	.2	6	0
Cincinnati Bengals	.7	6	0	Oakland Raiders	.23	7	0
Cleveland Browns	.4	2	1	Philadelphia Eagles	.4	1	0
Dallas Cowboys	.3	5	0	Pittsburgh Steelers	.9	7	0
Denver Broncos	.11	20	0	St. Louis Rams	.3	2	0
Detroit Lions	.4	0	0	San Diego Chargers	.15	10	0

Continued next page

Marty Schottenheimer, *continued***Marty Schottenheimer's Record Against The NFL (includes playoffs), *cont.***

Opponent	W	L	T	Opponent	W	L	T
Green Bay Packers	4	3	0	San Francisco 49ers	3	3	0
Houston Texans	2	0	0	Seattle Seahawks	17	7	0
Indianapolis Colts	3	5	0	Tampa Bay Buccaneers	2	0	0
Jacksonville Jaguars	1	3	0	Tennessee Titans*	14	7	0
Kansas City Chiefs	5	4	0	Washington Redskins	3	1	0

*includes record against the Houston Oilers

Marty Schottenheimer's Regular-Season Record as an NFL Head Coach

Year	Team	Div. Finish	W	L	T	Pct.
1984	Cleveland*	Third	4	4	0	.500
1985	Cleveland	First	8	8	0	.500
1986	Cleveland	First	12	4	0	.750
1987	Cleveland	First	10	5	0	.667
1988	Cleveland	Second (tie)	10	6	0	.625
1989	Kansas City	Second	8	7	1	.531
1990	Kansas City	Second	11	5	0	.688
1991	Kansas City	Second	10	6	0	.625
1992	Kansas City	Second	10	6	0	.625
1993	Kansas City	First	11	5	0	.688
1994	Kansas City	Second	9	7	0	.553
1995	Kansas City	First	13	3	0	.812
1996	Kansas City	Second	9	7	0	.553
1997	Kansas City	First	13	3	0	.812
1998	Kansas City	Third	7	9	0	.563
2001	Washington	Second	8	8	0	.500
2002	San Diego	Third	8	8	0	.500
2003	San Diego	Fourth	4	12	0	.250
2004	San Diego	First	12	4	0	.750
Career Record			177	117	1	.602
Record w/ Cleveland			44	27	0	.620
Record w/ Kansas City			101	58	1	.634
Record w/ Washington			8	8	0	.500
Record w/ San Diego			24	24	0	.500

*Replaced Sam Rutigliano on October 22, 1984 after a 1-7 start

Marty Schottenheimer's Postseason Record as an NFL Head Coach

Year	Team	W	L	T	Pct.
1985	Cleveland	0	1	0	.000
1986	Cleveland	1	1	0	.500
1987	Cleveland	1	1	0	.500
1988	Cleveland	0	1	0	.000
1990	Kansas City	0	1	0	.000
1991	Kansas City	1	1	0	.500
1992	Kansas City	0	1	0	.000
1993	Kansas City	2	1	0	.667
1994	Kansas City	0	1	0	.000
1995	Kansas City	0	1	0	.000
1997	Kansas City	0	1	0	.000
2004	San Diego	0	1	0	.000
Career Record		5	12	0	.294
Record w/ Cleveland		2	4	0	.333
Record w/ Kansas City		3	7	0	.300
Record w/ San Diego		0	1	0	.000



Most Career Wins, Active Coaches

1. Marty Schottenheimer	177
2. Bill Parcells	154
3. Joe Gibbs	130

Highest Career Winning Percentage, Regular Season (min. 200 games)

1. George Halas	.682
2. Don Shula	.677
3. Joe Gibbs	.650
4. Curly Lambeau	.631
5. Bill Cowher	.627
6. Paul Brown	.624
7. Bud Grant	.621
8. Tom Landry	.607
9. Marty Schottenheimer	.602
Steve Owen	.602

Highest Career Winning Percentage, Active Coaches, Regular Season

1. Jim Mora, Atlanta (11-5-0)	.688
2. Andy Reid, Philadelphia (64-32-0)	.667
3. Mike Sherman, Green Bay (53-27-0)	.663
4. Joe Gibbs, Washington (130-70-0)	.650
5. Mike Martz, St. Louis (51-29-0)	.638
6. Bill Cowher, Pittsburgh (130-77-1)	.627
7. Tony Dungy, Indianapolis (88-56-0)	.611
8. Mike Shanahan, Denver (109-71-0)	.606
9. M. Schottenheimer, S.D. (177-117-1)	.602

Most Career Wins, Regular Season

1. Don Shula	328
2. George Halas	318
3. Tom Landry	250
4. Curly Lambeau	226
5. Chuck Noll	193
6. Dan Reeves	190
7. Chuck Knox	186
8. Marty Schottenheimer	177

Most Games Coached, Regular Season

1. George Halas	497
2. Don Shula	490
3. Tom Landry	418
4. Curly Lambeau	380
5. Dan Reeves	344
6. Chuck Noll	342
7. Chuck Knox	334
8. Marty Schottenheimer	295

Most Seasons in the Playoffs

1. Don Shula	19
2. Tom Landry	18
3. Marty Schottenheimer	12
Bud Grant	12
Chuck Noll	12

ASSISTANT COACHES



CAM CAMERON

Offensive Coordinator

7th NFL Season, 4th with Chargers

Cam Cameron put a charge into San Diego's offense in 2004. The Chargers scored 446 points, third-highest in the NFL and the third-most in team history. Following the season, *Sports Illustrated.com* named Cameron its Offensive Assistant of the Year.

The Chargers were the only team in the NFL with a quarterback who threw 20 touchdown passes (Drew Brees), a running back with at least 10 rushing touchdowns (LaDainian Tomlinson) and a receiver with at least 10 touchdown catches (Antonio Gates). All three players were selected to the Pro Bowl.

Cameron's play-calling in 2003 led to another record-setting year for Tomlinson, who became the first player in NFL history to rush for more than 1,000 yards and catch 100 passes in the same season. Tomlinson racked up 2,370 yards from scrimmage, second-most in NFL history, and rushed for 1,645 yards, second-most in team history.

In 2002, Cameron's first season as offensive coordinator, Tomlinson rushed for a team-record 1,683 yards.

Cameron joined the Chargers after five seasons (1997-2001) as the head coach at Indiana University.

At Indiana, Cameron helped develop quarterback Antwaan Randle El into a 2001 first-team All-America selection. Randle El was the NCAA Division I-A rushing leader among quarterbacks and finished his career as the only player in major college football history to rush and pass for 40 touchdowns.

In 2000, the Hoosiers led the Big Ten in rushing (266.4 ypg). The team's average of 5.8 yards per carry ranked second in the nation behind the University of Nebraska.

Cameron spent the 1994-96 seasons as the quarterbacks coach for the Washington Redskins. He was credited with the development of quarterback Gus Frerotte, who was selected to the Pro Bowl in 1997.

Cameron spent 10 seasons (1984-1993) as an assistant coach at the University of

Michigan. He worked the first two years as a graduate assistant. From 1986-89 he coached wide receivers, and from 1990-93 he coached quarterbacks as well as wide receivers. During his 10 seasons in Ann Arbor, the Wolverines won six Big Ten titles and played in 10 bowl games, including five Rose Bowls. Cameron helped cultivate future NFL talents such as Jim Harbaugh, Elvis Grbac, Desmond Howard, Derrick Alexander and Amani Toomer.

For Cameron, the move into coaching was a natural fit. His stepfather, Tom Harp, was a head coach at Cornell (1961-65), Duke (1966-1970) and Indiana State (1973-77). Cameron and Harp each have the unique distinction of coaching a Heisman Trophy winner. Cameron coached Desmond Howard at Michigan and Harp was an assistant coach at West Point when Pete Dawkins claimed the trophy in 1958.

Cameron had a successful collegiate career as a two-sport letterman in football and basketball at Indiana. He lettered two years at quarterback and three in basketball before a football knee injury in his senior year ended his playing career. Cameron graduated from Indiana in 1983 with a degree in business.

Cameron was born Feb. 6, 1961 in Chapel Hill, North Carolina. While his stepfather coached at Indiana State, Cameron was a prep standout at South High School in Terre Haute, Indiana. He was an All-America selection in football as a senior and earned all-state honors twice and all-county honors three times. He was named Vigo County's Athlete of the Year in 1978 and 1979. Cameron led his team to three consecutive state basketball finals, and in 1979 he was named the winner of the state's prestigious Trester Award for mental attitude. In 1979, he also was named National Athlete of the Year by the Fellowship of Christian Athletes.

Cameron and wife Missy have four children, sons Tommy, Danny and Christopher, and daughter Elizabeth.

Cam Cameron's Coaching Experience

2002-05	—	Offensive Coordinator, San Diego Chargers
1997-2001	—	Head Coach, Indiana University
1994-96	—	Quarterbacks, Washington Redskins
1990-93	—	Quarterbacks and Wide Receivers, University of Michigan
1986-89	—	Wide Receivers, University of Michigan
1984-85	—	Graduate Assistant, University of Michigan

WADE PHILLIPS**Defensive Coordinator**

29th NFL Season, 2nd with Chargers



In January 2004, Marty Schottenheimer hired Wade Phillips as the Chargers' new defensive coordinator. Phillips implemented the 3-4 defense and the results were outstanding. The Chargers ranked 18th in total defense and third against the run.

San Diego's defense held its opponents to an average of just 81.7 yards per game on the ground and yielded only two rushes of 20 yards or longer all season. The defense allowed only 3.7 yards per carry in 2004, sixth-lowest in the NFL.

When the Chargers won the AFC West and qualified for the playoffs in 2004 on the heels of a 4-12 season in 2003, Phillips kept his streak intact of helping to turn teams with nonwinning records into playoff participants the following year. The last six times Phillips has taken over as a defensive coordinator or head coach for a team that had a nonwinning record, his new team went to the playoffs. The teams he helped turn around are Denver (defensive coordinator and head coach), Buffalo (defensive coordinator and head coach), Atlanta (defensive coordinator) and San Diego (defensive coordinator).

Phillips has a wealth of NFL experience, both as a defensive coordinator and head coach. He spent the 2002-03 seasons as the defensive coordinator for the Atlanta Falcons. He also served as Atlanta's interim head coach for the Falcons' final three games after Dan Reeves was released from his contract on Dec. 10, 2003. Phillips posted a record of 2-1 as Atlanta's head coach, highlighted by a 30-28 victory at Tampa Bay that knocked the defending Super Bowl Champions out of playoff contention.

Phillips' defense in 2002 mastered the big play. The team finished with 47 sacks, second-most in team history; 39 total takeaways, second in the league; and 24 interceptions,

fourth in the league.

From 1998-2000, Phillips was the vice president of football operations and head coach of the Buffalo Bills. In three seasons, he compiled a record of 29-19. Phillips took the reigns after a disappointing 6-10 finish in 1997 and reversed the team's fortunes by leading it to a 10-6 record and the playoffs in 1998. His 1999 team led the NFL in total defense, went 11-5 and earned another trip to the postseason.

Phillips was Buffalo's defensive coordinator from 1995-97. In '96, the Bills led the NFL with 49 quarterback sacks and Bryce Paup was named MVP after leading the league with 17.5 sacks. The Bills' defense allowed a league-low 22 touchdown passes and 3.4 yards per carry, while ranking second in sacks (48), yards per play (4.3) and opponent completion percentage (.520).

Phillips went 16-16 in two seasons (1993-94) as the head coach in Denver.

He was also a defensive coordinator in Denver (1989-1992), Philadelphia (1986-88) and New Orleans (1981-85).

Phillips' NFL coaching career began in Houston in 1976 under his father, longtime NFL coach Bum Phillips. Bum was an assistant coach with the Chargers from 1967-1973. Wade coached linebackers for the Oilers in '76 before taking over as defensive line coach from 1977-1980. In 1981, he became the defensive coordinator for the Saints.

Phillips initially entered the coaching ranks as a graduate assistant at his alma mater, the University of Houston, in 1969. From 1970-72 he was the defensive coordinator at Orange High School in Orange, Texas. He returned to the collegiate ranks for the 1973-74 seasons at Oklahoma State and the 1975 season at Kansas.

Phillips was born June 21, 1947 in Orange, Texas. He played linebacker at the University of Houston from 1966-68 after a

Continued next page

Assistant Coaches – Wade Phillips, *continued*

standout career at Port Neches-Groves High School in Port Neches, Texas. Phillips and

wife Laurie have one son, Wesley and a daughter, Tracy.

Wade Phillips' Coaching Experience

2004-05	—	Defensive Coordinator, San Diego Chargers
2003	—	Head Coach (Interim), Atlanta Falcons
2002-03	—	Defensive Coordinator, Atlanta Falcons
1998-2000	—	Head Coach, Buffalo Bills
1995-97	—	Defensive Coordinator, Buffalo Bills
1993-94	—	Head Coach, Denver Broncos
1989-1992	—	Defensive Coordinator, Denver Broncos
1986-88	—	Defensive Coordinator, Philadelphia Eagles
1981-85	—	Defensive Coordinator, New Orleans Saints
1977-1980	—	Defensive Line, Houston Oilers
1976	—	Linebackers, Houston Oilers
1975	—	Defensive Line, University of Kansas
1973-74	—	Linebackers, Oklahoma State University
1970-72	—	Defensive Coordinator, Orange High School
1969	—	Graduate Assistant, University of Houston

**ROB CHUDZINSKI****Tight Ends**

2nd NFL Season, 1st with Chargers

Rob Chudzinski joined the Chargers as tight ends coach in February 2005. He has the good fortune of working with an outstanding cast that includes Pro Bowl tight end Antonio Gates, fourth-year pro Justin Peelle and Ryan Krause, a sixth-round draft choice in 2004.

Chudzinski has 11 years of coaching experience, including 10 at the University of Miami and one with the Cleveland Browns.

At Miami, Chudzinski spent two seasons (1994-95) as a graduate assistant before being promoted to tight ends coach for the 1996-2000 seasons. In 2001, he was named offensive coordinator in addition to his role as tight ends coach, a post he maintained until joining the Browns in 2004.

During his three seasons as offensive coordinator, the Hurricanes played in three Bowl Championship Series games, including two National Championship games. In 2001, his first as coordinator, the 'Canes went 12-0 and defeated Nebraska to win the National Championship. In 2002, Miami's

offense set school records for points, total yards and rushing touchdowns. The 'Canes went 12-1 in '02, their only defeat coming in overtime against Ohio State in the National Championship game.

One of Chudzinski's prized pupils at Miami was Kellen Winslow, Jr., son of Chargers Hall of Fame tight end Kellen Winslow. In 2003, Winslow won the John Mackey Award as the nation's top collegiate tight end before becoming a first-round pick of the Browns. Chudzinski also helped develop two other All-America tight ends at Miami, Bubba Franks in 1999 and Jeremy Shockey in 2001. Franks and Shockey both became first-round picks with Green Bay and the New York Giants, respectively.

Chudzinski played tight end for the 'Canes from 1986-90 and was a member of National Championship teams in 1987 and '89. He graduated from Miami with a degree in business in 1990 and an MBA in 1996.

Chudzinski was born May 12, 1968 in Toledo, Ohio. He played football at Toledo St. John's High School. Rob and his wife, Sheila, live in San Diego.

Rob Chudzinski's Coaching Experience

2005	—	Tight Ends, San Diego Chargers
2004	—	Tight Ends, Cleveland Browns
2001-03	—	Offensive Coordinator and Tight Ends, University of Miami
1996-2000	—	Tight Ends, University of Miami
1994-95	—	Graduate Assistant, University of Miami



STEVE CROSBY

Special Teams

28th NFL Season, 4th with Chargers



Steve Crosby's special teams were special in 2004.

Punter Mike Scifres was named a first-alternate to the Pro Bowl after ranking third in the NFL with a 38.4-yard net average. Kicker Nate Kaeding earned all-rookie honors after setting a team rookie scoring record with 114 points. And five players—Clinton Hart, Hanik Milligan, Kassim Osgood, Jamar Fletcher and Jesse Chatman—recorded double-digit totals for special teams tackles.

Prior to joining the Chargers, Crosby spent four seasons (1998-2001) at Vanderbilt University as offensive coordinator and wide receivers coach. In the four seasons he was in charge of the Commodores' offense, the passing game improved each year, from 150.0 yards per game in 1998 to 240.6 yards per game in 2001.

In 27 years in the NFL, Crosby has spent three seasons as a player, four as a scout and 20 as a coach. He spent the 1996-97 seasons scouting for the Philadelphia Eagles. Crosby was an assistant coach with the Cleveland Browns from 1991-95, serving as running backs coach, offensive coordinator and quarterbacks coach at various times. In 1990, he coached special teams and tight ends for the New England Patriots.

From 1983-84 and 1986-89, Crosby was an assistant with the Atlanta Falcons. His responsibilities included running backs and

quarterbacks.

Crosby began his career in professional football as a player, spending the 1974-76 seasons as a running back with the New York Giants.

After retiring, Crosby put in two seasons (1977-78) as a scout and four seasons (1979-1982) as an assistant coach for the Miami Dolphins. He coached special teams and linebackers and continued to work in the player personnel department. Crosby was part of the staff that guided Miami to the Super Bowl in 1983.

During his career as an NFL assistant coach, Crosby tutored numerous Pro Bowl players, including quarterbacks Steve Bartkowski, Bernie Kosar and Vinny Testaverde, and running backs William Andrews, Earnest Byner, Gerald Riggs, Kevin Mack and Eric Metcalf.

Crosby was an All-America running back at Fort Hays State in Hays, Kansas. He was twice named to the NAIA All-America team, and he was a three-time all-conference performer before being selected by the Giants in the 17th round of the 1974 NFL Draft.

Crosby was born July 3, 1950 in Great Bend, Kansas. He attended Pawnee Rock High School. Crosby earned bachelor's and master's degrees in physical education from Fort Hays State.

Steve and his wife, Lisa, have three children, sons, Matthew and Jeffrey, and daughter, Lauren.

Steve Crosby's Coaching Experience

2002-05	—	Special Teams, San Diego Chargers
1998-2001	—	Offensive Coordinator, Wide Receivers, Vanderbilt University
1996-97	—	Scout, Philadelphia Eagles
1995	—	Offensive Coordinator, Quarterbacks, Cleveland Browns
1994	—	Offensive Coordinator, Running Backs, Cleveland Browns
1991-93	—	Running Backs, Cleveland Browns
1990	—	Special Teams and Tight Ends, New England Patriots
1987-89	—	Running Backs, Atlanta Falcons
1986	—	Quarterbacks, Atlanta Falcons
1985	—	Running Backs, Cleveland Browns
1983-84	—	Running Backs and Quarterbacks, Atlanta Falcons
1979-1982	—	Special Teams and Linebackers, Miami Dolphins



JAMES LOFTON

Wide Receivers

20th NFL Season, 4th with Chargers

Hall of Fame wide receiver James Lofton is in his fourth season as the wide receivers coach for the San Diego Chargers. One of the most prolific pass catchers in NFL history, Lofton was selected to the Hall of Fame's 2003 class on January 25, 2003.

Lofton's receiving corps was led by Eric Parker, who enjoyed a breakout season in 2004. Parker set career highs with 47 catches, 690 yards and four touchdowns. The group should be bolstered even further in 2005 with the addition of veteran Keenan McCardell, who joined the Chargers in October and still caught 31 passes for 393 yards and a touchdown.

During an NFL career that spanned 16 seasons (1978-1993), Lofton caught 764 passes for 14,004 yards (18.3 avg.) and scored 75 touchdowns. His 764 career receptions rank 14th in league history, while his 14,004 receiving yards is third in NFL annals to only Jerry Rice (22,466) and Tim Brown (14,734). Lofton played in 233 games during his Hall of Fame career.

Lofton entered the NFL in 1978 as a first-round draft pick (sixth overall) of the Green Bay Packers. He spent nine seasons (1978-1986) in Green Bay before moving to Los Angeles to play for the Raiders during the 1987-88 seasons.

In 1989, Lofton signed with Buffalo, where he spent the next four seasons (1989-1992). In Buffalo, Lofton was part of three AFC Championship teams and played in three Super Bowls following the 1990, '91 and '92 seasons.

In 1993, Lofton played one game for the Los Angeles Rams and nine games with the Philadelphia Eagles before retiring after the '93 season. It was with Philadelphia that Lofton became the first player in NFL history to eclipse 14,000 receiving yards.

Lofton's finest NFL seasons came in 1983 and '84 with the Packers. In '83, he caught 58 passes for 1,300 yards and eight touchdowns, leading the NFL with an average of 22.4 yards per catch. The following year, he caught 62 passes for 1,361 yards and seven scores for an average of 22.0 yards per catch, also tops in the NFL.

Lofton joined the Chargers after spending eight years in broadcasting. From 1994-96, he was an analyst for CNN's NFL Preview Show. In 1997, he spent a year as an analyst on NFL games for NBC. In 1998, he returned to CNN as a studio analyst for CNN-SI's coverage of the NFL. He spent three years (1998-2001) as a game analyst on FOX Sports Net's broadcast of Big 12 football games while also doing NFL games for CBS Radio on Westwood One. From 1995-2001, Lofton worked as an analyst for the Carolina Panthers on the team's preseason telecasts.

Lofton was born July 5, 1956 in Fort Ord, California. He attended George Washington High School in Los Angeles and Stanford University. His career receiving totals at Stanford included 68 catches for 1,216 yards (17.9 avg.). In 1977, he set the school single-season record with 12 touchdown catches. He was a three-year letterman (1975-77) for the Cardinal in football. He also had an outstanding career in track and field at Stanford where he was a four-time All-America selection. In 1978, he won the NCAA Championship in the long jump. Lofton graduated from Stanford in 1978 with a bachelor's degree in industrial engineering.

Lofton has competed in Master's track and field events since 1997. He won the 2003 Pacific Association Championship in the 400 meters and posted the fastest time in the world in the 300 meters for the 45-49 year old division. In 2002, Lofton won the Western Regional Championship in the 400 meters and in 2001, he captured the long jump championship. Lofton also won the championship in the long jump at the World Master's Games in 1999. His first titles were in 1997 in the 200 and 400 meters, and the long jump at the Texas State Master's.

James and his wife, Beverly, have three children: sons David and Daniel, and daughter Rachel. David is a senior free safety at Stanford. Daniel is a senior and an all-league wide receiver and a two-time All-CIF performer in track at Westview High School. He was the CIF Division I Champion in the 400 meters in 2005. Rachel also attends Westview High School where she is a freshman and competes in soccer and track.



James Lofton's Coaching Experience

2002-05 — Wide Receivers, San Diego Chargers

GREG MANUSKY

Linebackers

17th NFL Season, 4th with Chargers



Under the direction of Greg Manusky, the linebackers proved to be one of the Chargers' most polished units in 2004.

The Chargers finished the season ranked third in the NFL against the run and for the third year in a row, Donnie Edwards led the team with 151 tackles. He also led the squad with five interceptions and 14 passes defended. Newcomers Steve Foley and Randall Godfrey each played prominent roles with Foley leading the team with 10 sacks and Godfrey leading the squad with eight tackles for loss, while ranking third with 87 tackles.

Manusky entered the coaching ranks in 2001 when he accepted a position as linebackers coach with the Washington Redskins. Marty Schottenheimer was the head coach in the nation's capital.

Manusky ended a 12-year playing career in 1999 that included stops in Washington (1988-1990), Minnesota (1991-93) and Kansas City (1994-99). In 1991, he was selected to the All-Madden Team.

Manusky was known for being a hard-nosed workhorse and a demon on special

teams. Those characteristics enabled him to play in 113 consecutive games during his career, a streak that spanned more than seven seasons.

In each of his six seasons in Kansas City, Manusky was either the team's leading tackler or was tied for the team lead in tackles on special teams.

After retiring from the NFL in 1999, Manusky spent the 2000 season as a volunteer at the Tampa Bay Buccaneers training camp where he worked with the linebackers and special teams units.

As a collegian, Manusky was a four-year letterman and an All-Colonial League selection at Colgate University. As a senior, he was named the league's defensive player of the year. Manusky graduated with degrees in education and geology.

Prior to entering the collegiate ranks, Manusky was a prep standout at Dallas High School in his hometown of Wilkes-Barre, Pennsylvania.

Manusky was born Aug. 12, 1966. Greg and his wife, Laurie, have two sons, Colton and Jake, and two daughters, Logan and Chandler.

Greg Manusky's Coaching Experience

2002-05 — Linebackers, San Diego Chargers

2001 — Linebackers, Washington Redskins



CARL MAUCK

Offensive Line

34th NFL Season, 5th with Chargers

On January 26, 2005, Marty Schottenheimer reached back to the past to bring veteran NFL coach Carl Mauck to San Diego to oversee the Chargers' offensive line. A former Chargers player and coach, Mauck inherits a group that opened holes and created running lanes for the NFL's sixth-ranked rushing attack in 2004. The group also allowed only 21 sacks, fourth-fewest in the league.

Mauck is a veteran of 33 seasons in the National Football League, including 13 as a player and 20 as an offensive line coach. Mauck coached the Chargers' offensive line from 1992-95 and San Diego appeared in the playoffs following three of those four seasons, including Super Bowl XXIX following the '94 season. In addition to coaching in San Diego, Mauck also played for the team from 1971-74.

Mauck spent the 2001-03 seasons with the Detroit Lions. During his last two seasons in Motown, the Lions allowed the fewest sacks in the NFL, surrendering 20 sacks in 2002 and only 11 in 2003.

Mauck's first NFL coaching stint was with the New Orleans Saints from 1982-85. Since then, he has served with the Kansas City Chiefs (1986-88), Tampa Bay Buccaneers (1991), Chargers, Arizona Cardinals (1996-97), Buffalo Bills (1998-2000) and Lions.

As a player, Mauck's career spanned 13

seasons from 1969-1981. He played in 166 career regular-season games, including a stretch of 156 in a row. He also played in eight career playoff games, including back-to-back AFC Championship Games for Houston in 1978 and '79.

Mauck's playing career started with the Baltimore Colts in 1969 and the Miami Dolphins in 1970. He spent the 1971-74 seasons with the Chargers before finishing his career with the Houston Oilers from 1975-1981. Chargers defensive coordinator Wade Phillips was an assistant coach with the Oilers during Mauck's playing tenure, and his father, Bum Phillips, was the head coach. Bum Phillips was also an assistant coach in San Diego when Mauck played for the Chargers. Carl would later coach on Wade Phillips' staff in Buffalo.

Mauck was born July 7, 1947 in McLeansboro, Illinois. He prepped at Township High School before earning a scholarship to Southern Illinois University where he played center and linebacker. He also played basketball as a freshman, lining up alongside future NBA great Walt Frazier. Mauck graduated from Southern Illinois in 1969 with a degree in business management. He was later enshrined in the University's Hall of Fame. Carl and his wife, Vicki, have four children: Tim, Chrissy, Teresa and Cathy. Chrissy is the Web site editor for the Arizona Cardinals.

Carl Mauck's Coaching Experience

2005	—	Offensive Line, San Diego Chargers
2001-03	—	Offensive Line, Detroit Lions
1998-2000	—	Offensive Line, Buffalo Bills
1996-97	—	Offensive Line, Arizona Cardinals
1992-95	—	Offensive Line, San Diego Chargers
1991	—	Offensive Line, Tampa Bay Buccaneers
1986-1988	—	Offensive Line, Kansas City Chiefs
1982-85	—	Offensive Line, New Orleans Saints



WAYNE NUNNELY

Defensive Line

11th NFL Season, 9th with Chargers

COACHES

One of the longest tenured coaches in team history, Wayne Nunnely has done an outstanding job with the Chargers' defensive line. The 2004 season was no exception as Nunnely's charges anchored a defense that ranked third in the NFL against the run and allowed only 81.7 yards per game. It was the third-lowest figure in team history. The Bolts held their opponents to just 3.7 yards per carry in '04, sixth-lowest in the league.

Nunnely has been a coach with the Chargers for nine consecutive years, dating back to 1997. He and Dave Levy (1980-88) have the fourth-longest consecutive run as assistant coaches in team history. Earnel Darden has the longest run, coaching for 13 straight years from 1974-1986.

Nunnely is also tied as the fifth-longest tenured coach in team history with Levy and Ernie Zampese, who coached in San Diego for nine years in 1976 and from 1979-1986. Darden is the longest tenured coach in team history with his 13 seasons.

During Nunnely's nine seasons in San Diego, the Chargers have featured five of the top ten rushing defenses in team history. That includes 1998 when the defense allowed only 71.3 yards per game, best in the NFL and the lowest in team history.

During the same time period, San Diego's defense held opponents to four of the five lowest yards per carry averages in team history. In 1998, the defense led the NFL and set a team record by holding its opponents to just 2.7 yards per carry. It was the lowest average allowed by any team in the league since 1951. The Bolts also led the league in yards per carry against their defense in 1999 (3.1) and 2001 (3.3). They ranked second in the NFL in 2000 (3.0).

Nunnely spent two seasons (1995-96) as the New Orleans Saints defensive line coach. Both years, New Orleans' defense ranked in the top five in the NFL in sacks. Nunnely worked at the Saints training camp in 1994 as part of the NFL's Minority Coaching Fellowship program.

Nunnely spent nearly 20 years as an

assistant coach, head coach and administrator on the college level. From 1993-94, he was the defensive line coach at UCLA where he helped the Bruins to a Pac-10 championship and the Rose Bowl in 1993. He also spent two seasons (1991-92) as the running backs coach at USC.

Nunnely's first job as a coach was at Valley High School in Las Vegas, Nevada, in 1975. He began his collegiate coaching career as a graduate assistant at his alma mater, the University of Nevada-Las Vegas, in 1976. His initial full-time job came at Cal Poly-Pomona, where he coached the running backs in 1977 and the defensive line in 1978. Nunnely moved to Cal State-Fullerton for one season (1979), where he coached the defensive line. He then went on to the University of the Pacific (1980-81), coaching running backs, before returning to UNLV (1982-85), where he served as running backs coach and helped the Rebels win their first PCAA and California Bowl championship in 1984.

In 1986, Nunnely was named head coach at UNLV, a post he manned for four seasons. At the time of his appointment, he was the first African-American head coach on the West Coast and only the fifth in NCAA Division 1-A history. In 1988, he and Cleve Bryant of Ohio University became the first African-American head coaches in NCAA Division 1-A history to coach against one other, with Nunnely's UNLV squad coming out on top, 26-18. In 1990, Nunnely served in the administration at UNLV as the Director of Minority Student Affairs. While in Las Vegas, the school's faculty named him Most Outstanding Male Physical Educator.

Nunnely played fullback and lettered in track at UNLV for two seasons (1972-73). He earned a bachelor's degree in physical education.

Nunnely was born March 29, 1952 in Los Angeles, California. He played football, basketball and track at Monrovia High School in Monrovia, California. Wayne and his wife, Velda, live in San Diego. He has four children: sons Channing, Aaron and Steven, and daughter Amber.

Continued next page

Wayne Nunnely's Coaching Experience

1997-2005	—	Defensive Line, San Diego Chargers
1995-96	—	Defensive Line, New Orleans Saints
1993-94	—	Defensive Line, University of California-Los Angeles
1991-92	—	Running Backs, University of Southern California
1986-89	—	Head Coach, University of Nevada-Las Vegas
1982-85	—	Running Backs, University of Nevada-Las Vegas
1980-81	—	Running Backs, University of the Pacific
1979	—	Defensive Line, Cal-State Fullerton
1978	—	Defensive Line, Cal-Poly Pomona
1977	—	Running Backs, Cal-Poly Pomona
1976	—	Graduate Assistant, University of Nevada-Las Vegas
1975	—	Assistant Coach, Valley High School, Las Vegas, Nevada

**BRIAN SCHOTTENHEIMER****Quarterbacks**

7th NFL Season, 4th with Chargers

Tutored by Brian Schottenheimer, Drew Brees became the Cinderella story of the NFL in 2004, earning a trip to the Pro Bowl and NFL Comeback Player of the Year honors. He passed for 3,159 yards, threw 27 touchdowns, completed 65.5 percent of his passes and threw only seven interceptions. Drew set a team record with a 104.8 passer rating. Following the season, Drew showed his appreciation to Schottenheimer by inviting him and his wife, Gemmi, to accompany him to Honolulu for the Pro Bowl.

The 2004 season was filled with highs and lows for Schottenheimer. Before the season began, he traveled to Minnesota where he underwent surgery for thyroid cancer. Completely recovered, he trekked through the season as the Chargers closed in on their first division title since 1994. In November, as the Chargers boarded a plane for a critical late-season game in Kansas City, Brian stayed in San Diego to be with his wife for the birth of his first child, a son named Sutton. Now the couple is expecting their second child in November 2005.

Between coaching and family life, Brian found time to start a Bible study program for the Chargers coaches. He founded the program with the team's chaplain, Pastor Shawn Mitchell.

A former quarterback at the University of

Florida, Brian is the son of Chargers head coach Marty Schottenheimer. He worked for his dad on two previous occasions, as quarterbacks coach in Washington in 2001 and offensive assistant/quality control coach for the Kansas City Chiefs in 1998.

Brian made his NFL coaching debut in 1997 as an assistant to the offensive coaching staff for the St. Louis Rams.

He also gained two years of coaching experience at the collegiate level, guiding tight ends at the University of Southern California in 2000 and the wide receivers at Syracuse in 1999.

During a three-year playing career (1994-96) at the University of Florida, Schottenheimer saw action in 20 games. He completed 25 of 38 passes for 290 yards with two touchdowns and one rushing score. As a senior in 1996, he played behind Heisman Trophy winner Danny Wuerffel on the Gators' NCAA National Championship squad. Schottenheimer began his collegiate career at the University of Kansas in 1992 and transferred to Florida so he could learn the intricacies of the passing game from then-Florida head coach Steve Spurrier. He graduated from Florida with a degree in sports management in 1997.

Schottenheimer was born Oct. 16, 1973 in Denver, Colorado. Brian attended Blue Valley High School in Overland Park, Kansas, leading the school to a 12-0 record and the Kansas 5A State Championship as a senior.

Brian Schottenheimer's Coaching Experience

2002-05	—	Quarterbacks, San Diego Chargers
2001	—	Quarterbacks, Washington Redskins
2000	—	Wide Receivers, Syracuse University
1999	—	Tight Ends, University of Southern California
1998	—	Offensive Assistant-Quality Control, Kansas City Chiefs
1997	—	Offensive Assistant, St. Louis Rams

**CLARENCE SHELMON****Running Backs**

15th NFL Season, 4th with Chargers

Clarence Shelmon has made his mark as one of the top running back coaches in the National Football League, producing seven Pro Bowl rushers in the past 14 seasons.

His outstanding run of churning out all-star runners continued in 2004 when LaDainian Tomlinson went to his second-career Pro Bowl following a 1,335-yard season. Tomlinson carried the ball into the end zone 17 times to lead the league. He also rushed for a touchdown in 12 straight games, an NFL single-season record.

Tomlinson's back-up, Jesse Chatman, proved just as able, averaging 6.0 yards per carry. Chatman logged 65 carries for 392 yards and three scores. As a team, the Chargers rushed for 2,185 yards.

In Shelmon's first two seasons with the Chargers, Tomlinson posted the top two rushing seasons in team history. In 2003, he rushed for 1,645 yards. He also led the NFL with 2,370 yards from scrimmage, second-most in league history, and became the first-ever player to rush for more than 1,000 yards and catch 100 passes in the same season. In 2002, Tomlinson rushed for a team-record 1,683 yards and was selected to his first-career Pro Bowl.

Shelmon's unique coaching techniques include a ball-control drill that involves running to three different cones with a football attached to a giant bungee cord.

Prior to his arrival in San Diego, Shelmon spent four seasons (1998-2001) as the running backs coach for the Dallas Cowboys, where he worked with Tomlinson's idol, Emmitt Smith, who played in Pro Bowls following the 1998 and '99 seasons. During Shelmon's tenure, Smith accumulated 4,953 yards and in 2002 became the NFL's all-time leading rusher, moving past Walter Payton.

Smith rushed for 1,000 yards or more in each of his four seasons under Shelmon.

Shelmon was the running backs coach for the Seattle Seahawks from 1992-97. During that time, the Seahawks finished among the NFL's top five in rushing four out of six seasons. Shelmon helped running back Chris Warren, the Seahawks all-time leading rusher, become a four-time 1,000-yard rusher (1992-95) and earn three trips to the Pro Bowl.

Shelmon began his NFL coaching career in 1991 as the running backs coach for the Los Angeles Rams.

He made the jump to the NFL coaching ranks after spending four seasons as an assistant coach at the University of Southern California, including two as running backs coach (1987-88) and two more (1989-1990) as the Trojans' running game coordinator. During Shelmon's tenure, the Trojans made three consecutive Rose Bowl appearances, including a victory over Michigan in 1990. Shelmon also coached running backs at the University of Arizona from 1984-86.

Shelmon started his coaching career as a graduate assistant at Houston from 1975-76. Following a year of coaching at Carroll High School in Corpus Christi, Texas in 1977, Shelmon spent three seasons at Army (1978-1980), where he coached tight ends and running backs. He then moved to Indiana University for three seasons (1981-83) as running backs coach.

Shelmon was born on Sept. 17, 1952 in Bossier City, Louisiana. He graduated from Airline High School and played collegiately at the University of Houston. He lettered twice as a running back. Shelmon graduated from Houston with a bachelor's degree in education. He also attended Long Island University where he worked toward a master's degree in guidance and counseling.

In 1999, Shelmon and his wife, Nancy,

Continued next page

Assistant Coaches – Clarence Shelmon, *continued*

created a foundation in memory of his mother, Ruby Shelmon. The foundation, currently in its seventh year, annually helps fund the college education of two high-school seniors from his hometown.

Clarence resides in San Diego. His wife, Nancy, lives and works in Los Angeles.

Clarence Shelmon's Coaching Experience

2002-05	—	Running Backs, San Diego Chargers
1998-2001	—	Running Backs, Dallas Cowboys
1992-97	—	Running Backs, Seattle Seahawks
1991	—	Running Backs, Los Angeles Rams
1989-1990	—	Running Game Coordinator, University of Southern California
1987-88	—	Running Backs, University of Southern California
1984-86	—	Running Backs, University of Arizona
1981-83	—	Running Backs, Indiana University
1978-1980	—	Running Backs and Tight Ends, Army
1975-76	—	Graduate Assistant, University of Houston

**BRIAN STEWART****Secondary**

4th NFL Season, 2nd with Chargers

Brian Stewart made an immediate impact in his first season with the Chargers.

The team's corners and safeties combined for 13 interceptions last season after recording only 10 in 2003. They also allowed far fewer touchdowns, surrendering only 19 in 2004 after giving up a team-record 36 in 2003. Also in 2004, the Chargers had the NFL's ninth-lowest opponent passer rating of 76.6 after ranking last in the league in this category in 2003 (94.3), an improvement of 17.7 points.

Stewart spent the 2002-03 seasons as the assistant defensive backs coach of the Houston Texans.

In 2001, he coached the defensive backs at Syracuse University. The Orangemen went 10-3 and had the second-most turnovers in the Big East. They finished the season ranked 14th in the nation after defeating Kansas State in the Insight.com Bowl.

Stewart was the defensive backs coach at Missouri for two years (1999-2000), where he had previously worked as a graduate assistant for the defense in 1996. During his second stint with the Tigers, he mentored

two-time All-Big 12 free safety Julian Jones, who led the conference with six interceptions in 1999.

Stewart coached the defensive backs at San Jose State from 1997-98. His group recorded 20 interceptions and produced 1998 All-Western Athletic Conference selections Lyle West and Omar Smith, who led the conference with seven interceptions each. Stewart spent the 1995 season at his alma mater, Northern Arizona, as the squad's tight ends coach. He began his coaching career at Cal Poly-San Luis Obispo where he served as the wide receivers coach in 1993 and the running backs coach in 1994. The Mustangs won the American West championship in 1994.

In addition to his collegiate coaching experience, Stewart has worked in the National Football League's minority fellowship program with the Seattle Seahawks and Washington Redskins. Stewart played at Northern Arizona after transferring from Santa Monica College.

Stewart was born Dec. 4, 1964 in San Diego. He attended Nogales High School in La Puente, California. Stewart and his wife, Kimberly, have one daughter, Leila.



Brian Stewart's Coaching Experience

- 2004-05 — Defensive Backs, San Diego Chargers
- 2002-03 — Assistant Defensive Backs, Houston Texans
- 2001 — Defensive Backs, Syracuse University
- 1999-2000 — Defensive Backs, University of Missouri
- 1997-98 — Defensive Backs, San Jose State University
- 1996 — Defensive Graduate Assistant, University of Missouri
- 1995 — Tight Ends and Offensive Special Teams, Northern Arizona University
- 1994 — Running Backs, Cal Poly-San Luis Obispo
- 1993 — Wide Receivers, Cal Poly-San Luis Obispo



PETE CARMICHAEL, JR.

Assistant Wide Receivers – Quality Control

6th NFL Season, 4th with Chargers

Pete Carmichael, Jr. is in his fourth season with the Chargers. He assists James Lofton in coaching the Chargers' wide receivers and handles offensive quality control.

Carmichael joined the Bolts in 2002 after spending the 2001 season in the same capacity with the Washington Redskins. In 2000, he was the tight ends and offensive assistant coach for the Cleveland Browns.

From 1995-99, Carmichael was the quarterbacks coach at Louisiana Tech. During his tenure, the Bulldogs broke almost every passing record at the school.

Carmichael began his coaching career as the assistant offensive line coach at the Uni-

versity of New Hampshire in 1994 and the Wildcats won the Yankee Conference championship.

Carmichael was born Oct. 6, 1971 in Framingham, Massachusetts. He attended Medway High in Medway, Massachusetts where he played football and baseball. He went on to a collegiate playing career in baseball and was a four-year letterman at Boston College. As a senior, he was a team captain and Most Valuable Player, as well as an All-Big East Conference selection. Carmichael graduated with a degree in mathematics in 1994.

Pete and his wife, Tina, have sons Peter and John and daughter Allison.

Pete Carmichael, Jr.'s Coaching Experience

- 2005 — Assistant Wide Receivers-Quality Control, San Diego Chargers
- 2002-04 — Offensive Assistant-Quality Control, San Diego Chargers
- 2001 — Offensive Assistant-Quality Control, Washington Redskins
- 2000 — Tight Ends-Offensive Assistant, Cleveland Browns
- 1995-99 — Quarterbacks, Louisiana Tech
- 1994 — Assistant Offensive Line, University of New Hampshire



ALBERT LEWIS

Assistant Secondary

18th NFL Season, 2nd with Chargers

Albert Lewis joined the Chargers in 2004 as the team's assistant secondary coach.

A former cornerback in the National Foot-

ball League, Lewis played 11 seasons for the Kansas City Chiefs (1983-1993) and five for the Oakland Raiders (1994-98). Lewis went to four Pro Bowls for the Chiefs following the 1987, '88, '89 and '90 seasons, and

Assistant Coaches – Albert Lewis, *continued*

he was a consensus first-team All-Pro following the 1989 and 1990 seasons. He was drafted by the Chiefs in the third round of the 1983 NFL Draft, 61st overall, and finished his career with 42 interceptions.

Lewis was a standout cornerback at Grambling State as a collegian. He earned All-Southwestern Athletic Conference first-team honors as a junior in 1981 after leading the league with seven interceptions. He also was named first-team all-conference as a

senior in 1982 and was invited to play in the Senior Bowl. Last June, Lewis was inducted into the Louisiana Sports Hall of Fame in Natchitoches, Louisiana.

After retiring from the NFL, Lewis worked as a horse rancher on the Greystone Ranch in Centreville, Mississippi.

Lewis was born Oct. 6, 1960 in Mansfield, Louisiana. He lettered in football, basketball and track at DeSoto High School.

Albert Lewis' Coaching Experience

2004-05 — Assistant Secondary, San Diego Chargers

**JOHN PAGANO****Assistant Linebackers – Quality Control**

10th NFL Season, 4th with Chargers

John Pagano assists Greg Manuskay in coaching the team's outside linebackers.

In 2004, outside linebacker Steve Foley set a career high and led the team with 10 sacks. It was the second-most sacks in the league among linebackers and the most in a season by a Chargers linebacker since 1996. Shaun Phillips, a rookie outside linebacker, racked up four sacks, tied for second-most on the team.

From 1998-2001, Pagano was a defensive assistant with the Indianapolis Colts. He helped the secondary and assisted in all areas of defensive preparation. He also spent two years (1996-97) as a defensive assistant with the New Orleans Saints.

Pagano began his coaching career in

1989 as an assistant coach at his alma mater, Mesa State College in Grand Junction, Colorado. He spent the 1990-91 seasons as an assistant coach at the University of Nevada-Las Vegas. From 1992-93, Pagano was an assistant coach at Overland High School in Aurora, Colorado. He returned to the collegiate ranks in 1994, serving as a graduate assistant coach at Louisiana Tech in 1994 and at the University of Mississippi in 1995.

John's brother, Chuck, is a defensive assistant with the Oakland Raiders.

Pagano was born March 30, 1967 in Boulder, Colorado. He played linebacker at Mesa State from 1985-88 and graduated with a degree in business marketing. John and wife Kimberly have one son, Jagger.

John Pagano's Coaching Experience

2005 — Assistant Linebackers-Quality Control, San Diego Chargers
 2002-04 — Defensive Assistant-Quality Control, San Diego Chargers
 1998-2001 — Defensive Assistant, Indianapolis Colts
 1996-97 — Defensive Assistant, New Orleans Saints
 1995 — Graduate Assistant, University of Mississippi
 1994 — Graduate Assistant, Louisiana Tech
 1992-93 — Assistant Coach, Overland High School, Aurora, Colorado
 1990-91 — Assistant Coach, University of Nevada-Las Vegas
 1989 — Assistant Coach, Mesa State College



DAVE REDDING

Strength and Conditioning

21st NFL Season, 4th with Chargers

Dave Redding is in charge of the team's strength and conditioning program.

He has worked in the same capacity with Washington (2001), Kansas City (1989-1997) and Cleveland (1982-88). Chargers Head Coach Marty Schottenheimer was the head coach for all three teams.

During tenures in San Diego, Washington and Kansas City, Redding redesigned the teams' weight rooms and training programs. His personalized conditioning program includes weightlifting while also stressing flexibility, running, plyometrics, speed enhancement and proper nutrition.

In 1993, Redding received the Emrich/Riecke/Jones Award sponsored by USA Fitness.

Before becoming Cleveland's first-ever strength and conditioning coach in 1982, Redding served as the strength coach at Missouri (1978-1981) and Washington State (1977), where he also worked with the Cougars defensive ends. Redding began his coaching career in 1976 at his alma mater, Nebraska, as a graduate assistant for the Cornhuskers under Head Coach Tom Osborne.

Redding was the national sports director for Advocare, a Dallas-based nutrition company from 1998-2000.

Redding was a three-year letterman as a defensive end at the University of Nebraska from 1972-75 and earned a degree in physical education in 1977.

Redding was born June 14, 1952 in Holdenville, Oklahoma. He is single and has a daughter, Taylor Reta.

Dave Redding's Coaching Experience

2002-05	—	Strength and Conditioning, San Diego Chargers
2001	—	Strength and Conditioning, Washington Redskins
1989-97	—	Strength and Conditioning, Kansas City Chiefs
1982-88	—	Strength and Conditioning, Cleveland Browns
1978-1981	—	Strength Coach, University of Missouri
1977	—	Strength Coach/Defensive Ends, Washington State
1976	—	Graduate Assistant, University of Nebraska



MATT SCHIOTZ

Assistant Strength and Conditioning

7th NFL Season, 4th with Chargers

Matt Schiotz assists in running the Chargers' strength and conditioning program. He

held a similar post with the Washington Redskins in 2001.

Schiotz spent three seasons (1998-2000) as the head strength and conditioning coach at the University of Southern California. Before that, he was the assistant strength and conditioning coach for the Kansas City Chiefs for half of the 1995 season and all of 1997. He was a graduate assistant at the

University of Kansas (1995-96) and an intern strength and conditioning coach with the Chiefs in 1994.

Schiotz was born June 8, 1971 in Menomonie, Wisconsin. He earned a degree in exercise science from Wisconsin-La Crosse in 1994 and a master's degree in exercise physiology and nutrition from Kansas in 1997. Schiotz was certified as a strength and conditioning specialist by the National Strength and Conditioning Association in 1993. He is single and lives in San Diego.

Assistant Coaches – Matt Schiotz, *continued***Matt Schiotz's Coaching Experience**

2002-05	—	Assistant Strength and Conditioning, San Diego Chargers
2001	—	Assistant Strength and Conditioning, Washington Redskins
1998-2000	—	Strength and Conditioning, University of Southern California
1997	—	Assistant Strength and Conditioning, Kansas City Chiefs
1995-96	—	Graduate Assistant, University of Kansas
1995	—	Assistant Strength and Conditioning, Kansas City Chiefs

**JOHN WUEHRMANN****Coaching Administrator**

23rd NFL Season, 3rd with Chargers

John Wuehrmann serves as a liaison between Marty Schottenheimer and the staff on all matters related to the administrative responsibilities of the head coach.

Wuehrmann was the manager of team operations and development for the Washington Redskins in 2001. He was responsible for coordinating the Redskins' training camp at Dickinson College, as well as managing and scheduling team travel.

Wuehrmann was director of video operations for the Kansas City Chiefs from 1996-2000. He spent 11 seasons (1985-1995) in a

similar capacity with the Cleveland Browns.

Wuehrmann was a film assistant for the Chicago Bears from 1982-84. He began his cinematography career while a student at the University of Wyoming where he worked for the school's football program and broadcast department full-time in 1978.

Wuehrmann prepped at Maine South High School in Park Ridge, Illinois, where he lettered in football and track.

Wuehrmann was born Jan. 21, 1956 in Chicago. He and wife Maria reside in San Diego and have one daughter, Samantha, and a son, William.

EXECUTIVE STAFF

MARGIE SMITH
Assistant to the
Head Coach



LINDSEY GREENE
Administrative Assistant

PLAYER PERSONNEL



JIMMY RAYE

Director of College Scouting

11th NFL Season, 10th with Chargers

Raye was named the Chargers' director of college scouting on June 8, 2000. He oversees and coordinates the team's college scouting efforts.

Raye spent four years (1996-99) as a scout. He originally joined the Chargers June 1, 1996, after spending the 1995 season as an offensive assistant-quality control coach for the Kansas City Chiefs.

Raye's NFL career began in 1991 when he signed a free-agent contract with the Los Angeles Rams. He played in the final two games of the 1991 season after spending the first 14 games on the Rams' developmental squad. He attended training camps with the Chargers (1992) and Houston Oil-

ers (1993) before spending the 1994 season as the wide receivers coach for Irvine High School in Irvine, California.

Raye worked briefly for the Amsterdam Admirals of the World League in April, 1995. His father, Jimmy Raye II, is the assistant head coach and offensive coordinator for the Oakland Raiders.

Raye played wide receiver at San Diego State from 1986-1990 and earned a degree in public administration. He finished his career tied for eighth on the school's all-time receiving list with 111 catches.

Raye was born Nov. 24, 1968 in Fayetteville, North Carolina. He earned All-South Coast League honors as a defensive back for the Irvine High Vaqueros where he also played basketball and ran track. Raye is single.



FRAN FOLEY

Director of Pro Scouting

12th NFL Season, 3rd with Chargers

Fran Foley is responsible for the scouting and evaluation of NFL, NFL Europe, Canadian Football League and Arena League players. He monitors NFL transactions, handles tryouts and assists General Manager A.J. Smith in the procurement of players during free agency.

Foley joined the Chargers from Jacksonville, where he spent nine seasons in the Jaguars' personnel department, including five years as director of pro scouting (1998-2002) and four years as assistant director of pro personnel (1994-97). One of Tom Coughlin's earliest staff hires, Foley was involved in building the Jaguars from an expansion franchise.

In Jacksonville, Foley was the director and treasurer of the Tom Coughlin Jay Fund Foundation. Over his last eight years in Jacksonville, the foundation netted more than \$1,000,000 for Jacksonville-area pediatric leukemia patients and their families, as well as patients with other childhood cancers.

Foley spent the 1991-93 seasons at Boston College. In 1991 he coached tight ends and kickers, and handled duties as the school's recruiting coordinator. From 1992-93 Foley focused solely on recruiting and team logistics.

He began coaching in 1984 as the defensive line coach at Colgate University. In 1985 he became the defensive ends coach at The Citadel. In 1986, he moved to Rutgers University as the tight ends and specialists coach before taking over as the team's operations director from 1987-1990.

Foley graduated from Framingham State College in Massachusetts with a degree in English literature. He played offensive tackle for the Rams from 1980-83. As a prep at Worcester Academy in Worcester, Mass., Foley was coached by current Green Bay Packers Head Coach and General Manager Mike Sherman.

Foley was born April 18, 1961 in Worcester. He and his wife, Lisa, have a daughter, Paige, and a son, Sean.



DENNIS ABRAHAM

Assistant Director of Pro Scouting

10th NFL Season, 5th with Chargers

Dennis Abraham was promoted to assistant director of pro scouting on June 2, 2003. He spent the 2001-02 seasons as a pro scout. He assists the director of pro scouting and coordinates the procurement of players during the NFL free agency period. In 2002, his role was expanded to include advance scouting of opponents.

Abraham joined the Chargers in 2001 after spending five years in the personnel department of the Buffalo Bills, where he was responsible for preparing the defensive

game analysis for the team's coaches. Abraham also served as the Bills' training camp coordinator from 1998-2000.

Abraham was born March 8, 1971 in Buffalo, New York. He attended Akron Central High School in Akron, New York, where he competed in football, basketball and baseball. He continued his football career as a center and tackle at Baldwin-Wallace College in Berea, Ohio where he graduated in 1993 with a degree in sports management.

Abraham and wife Amy were married June 21, 2003 and reside in San Diego.



MIKE BIEHL

College Scout

8th NFL Season, 5th with Chargers

Mike Biehl joined the Chargers' scouting staff on July 1, 2001. He spent three seasons (1998-2000) in the personnel department of the Buffalo Bills. Biehl is responsible for evaluating college players in the Northeast region of the United States.

Biehl was born Sept. 13, 1973 in Cham-

paign, Illinois. He attended Paxton High School in Paxton, Illinois, where he played baseball, basketball and football. He graduated from Illinois State University with a bachelor's degree in finance in 1995 and went on to earn his master's degree in sports management in 1997. Mike and his wife, Kim, have one child, Nathan and reside in Lancaster, New York.



TOM GIBBONS

College Scout

13th NFL Season, 2nd with Chargers

Tom Gibbons joined the Chargers' personnel department June 1, 2004. He is responsible for evaluating college players in the Northeast region of the United States.

Gibbons spent 11 seasons with the Buffalo Bills, including seven years as a college scout (1995-2001) and two years as a pro scout (2002-04).

Gibbons joined the Bills as an administra-

tive assistant in the scouting department in 1992 after a brief stint as a graduate assistant at the University of Pittsburgh.

Gibbons is a graduate of Indiana University of Pennsylvania. He was a four-year starter at I.U.P. at both linebacker and tight end. After graduation, he joined the Indians' staff as tight ends coach in 1989.

Gibbons was born Aug. 3, 1967 in Dunkirk, New York. He and his wife, Kristin, have a son, E.J., and reside in Hamburg, New York.



ED LANGSDORF

College Scout

6th NFL Season, 6th with Chargers

Ed Langsdorf joined the Chargers as a full-time scout prior to the 2000 season. He is responsible for scouting the Northwest region and has been the team's representative to the National Scouting Combine.

Langsdorf spent 20 years as a coach and teacher at Linfield College in McMinnville, Oregon. In 1999, he was the offensive coordinator and quarterbacks coach. In 1998 he coached the quarterbacks after spending the previous two seasons (1996-97) coaching wide receivers. Langsdorf spent the 1992-95 seasons as Linfield's head coach. During his first 12 seasons (1980-1991) at Linfield, he was the school's wide receivers coach.

Langsdorf was born Dec. 23, 1944 in Vallejo, California. He attended Glasgow High School in Glasgow, Montana, where he played football, basketball and ran track. He continued his football playing career as a defensive end and tight end at Concordia College in Moorhead, Minnesota and graduated with a degree in history in 1967. He earned a master's degree in physical education from Washington State in 1969 and a doctorate of education in physical education from Arizona State in 1979.

Ed and his wife, Jan, have a daughter, Lisa and a son, Danny, who is the assistant special teams and wide receivers coach for the New Orleans Saints. The Langsdorfs reside in McMinnville, Oregon.



MICHAEL P. MCCARTHY

Pro and College Scout

6th NFL Season, 3rd with Chargers

Mike McCarthy joined the Chargers on June 2, 2003. His duties include scouting players in all professional football leagues and college players in the Eastern region of the United States.

He spent a total of 18 years in the Canadian Football League, including six (1997-2002) as the consultant to football operations and director of player personnel for the Hamilton Tiger-Cats.

McCarthy had a successful career in the CFL, landing his first job in 1985 as Hamilton's director of player personnel. He later spent time with Ottawa and Toronto. McCarthy was part of three Grey Cup championship teams, twice with Hamilton in 1986 and 1999, and in 1991 as the general manager of the Toronto Argonauts.

Before moving north to the CFL, McCarthy spent three seasons in the United States Football League with the Oakland Invaders (1984-85), Arizona Wranglers (1983-84) and Chicago Blitz (1982-83).

In 1981, he spent one season as an assistant coach at Brown University.

McCarthy initially joined the professional ranks as a scout for the New England Patriots from 1979-1981.

From 1976-79, he was an assistant coach and head junior varsity coach at the University of Oklahoma under Barry Switzer. During his four years at Oklahoma, McCarthy earned a master's degree in education administration.

McCarthy was born March 21, 1953. He was a standout linebacker at Southwestern College in Winfield, Kansas, where he earned a degree in physical education.

McCarthy prepped at Rome Free Academy High School in Rome, New York, where he earned all-state honors while also lettering in wrestling and lacrosse. He is a member of the Rome Sports Hall of Fame for lifetime achievement.

Mike and his wife, Robin, have two daughters, Tara and Caitlin, and a son, Sean.



TOM McCONNAUGHEY

College Scout

9th NFL Season, 8th with Chargers

Tom McConnaughey joined the Chargers as a full-time scout on June 19, 1998 after serving one year (1997) as an area scout for National Football Scouting, Inc. He scouts the West and Southwest, including Texas and California.

McConnaughey has 14 years of coaching experience on the high school and collegiate levels. He was the head football coach at Federal Way High School in Federal Way, Washington from 1988-1996, and he was an assistant coach at South Kitsap High School in Port Orchard, Wash. from 1986-87.

McConnaughey's professional playing experience includes two seasons (1983-84) as a wide receiver for the New Jersey Generals of the United States Football League where he caught 59 passes for 916 yards and four touchdowns. His 42 receptions for 691 yards in 1983 led New Jersey. McConnaughey attended NFL training

camp with the New Orleans Saints (1981), New York Jets (1982) and Philadelphia Eagles (1984), and spent the 1985 season on Minnesota's "Reserve-Injured" list.

McConnaughey's collegiate career was spent as a wide receiver at Spokane Falls Community College from 1975-76. He played for the University of Oregon in 1977 and completed his eligibility at the University of Central Arkansas from 1978-79. He graduated from Central Arkansas with a bachelor's degree in physical education in 1980 and later earned his master's degree in physical education from the school in 1982. McConnaughey remained at Central Arkansas as an assistant coach from 1980-82 and then coached one season in 1983 at Spokane Community College.

McConnaughey was born Aug. 1, 1957 in Amarillo, Texas. He and his wife, Sheri, have one son, Donny, and a daughter, Monica, and reside in Federal Way, Wash.



DARRELL MOODY

College Scout

4th NFL Season, 4th with Chargers

Darrell Moody joined the Chargers as a full-time scout on June 15, 2002. He has 28 years of experience as a college coach. Moody is responsible for evaluating college players in the Southeast region of the United States.

Moody joined the Chargers from Eastern Randolph High School in Ramseur, North Carolina where he was the offensive coordinator for the 2001 season. During the 1998-2000 seasons, Moody was an assistant coach at the University of North Carolina. He coached the wide receivers from 1998-99 and in 2000, he became the running backs coach and was responsible for coordinating the Tar Heels' recruiting efforts. Moody was also the offensive coordinator at North Carolina from 1988-1995. In addition to his duties as offensive coordinator, Moody was

the quarterbacks coach (1988-89) and running backs coach (1990-95). From 1992-95, the Tar Heels played in four consecutive bowl games. In between stints at North Carolina, Moody was the offensive coordinator at Clemson in 1996 and the wide receivers coach at his alma mater, North Carolina State, in 1997.

A native of Asheboro, North Carolina, Moody was a quarterback at N.C. State from 1968-1970, where he earned an undergraduate degree in economics and a master's degree in vocational education. Moody began his coaching career following graduation from the Raleigh, North Carolina campus, spending the 1971-72 seasons at Asheboro High School. He began his collegiate coaching career as a graduate assistant at N.C. State from 1973-74. In 1975, he was named quarterbacks and running backs coach at Southern Mississippi before

returning to N.C. State as defensive backs coach in 1976. From 1977-79, he oversaw the Wolfpack's quarterbacks and running backs.

In 1980, Moody was named the running backs coach at Louisiana State University, where he remained until 1983. In 1984 he was named the assistant head coach at

Appalachian State and from 1985-87, he served as the offensive coordinator and quarterbacks coach at Tulane University, before being hired at North Carolina.

Moody was born Sept. 4, 1948 in Ashboro. He and wife Martha live in Chapel Hill, North Carolina. The Moodys have two sons, Chris and Michael.



PAUL SKANSI

College Scout

15th NFL Season, 6th with Chargers

Paul Skansi joined the Chargers as a full-time scout on June 19, 2000.

A former NFL wide receiver, Skansi coached in college prior to joining the Chargers. In 1994 he was an assistant wide receivers coach at his alma mater, the University of Washington. In 1995, he became wide receivers coach at the University of Idaho. In December, 1999 he followed head coach Chris Tormey to the University of Nevada before joining San Diego's staff.

Skansi's NFL career spanned nine seasons. He was drafted by the Pittsburgh Steelers in the fifth round of the 1983 draft. He spent the 1983 season with the Steelers and was released during training camp in

1984. Skansi joined the Seattle Seahawks and played eight years in Seattle, during which he recorded 166 receptions for 1,950 yards and 10 touchdowns. He left Seattle following the 1991 season and ended his playing career in 1992 with the Canadian Football League's Ottawa Rough Riders.

As a collegian, Skansi was an all-conference performer and an honorable mention All-America at Washington. He finished his career as the Huskies' all-time leading receiver with 138 receptions for 1,723 yards. He earned a degree in sociology.

Skansi was born Jan. 11, 1961 in Tacoma, Washington. He and wife Stephanie have two daughters, Taylor and Madison, and reside in Poulsbo, Washington.



JOHN SPANOS

Pro and College Scout

10th NFL Season, 8th with Chargers

John Spanos was named pro and college scout on April 24, 2003. He is the youngest son of team President Dean Spanos. His responsibilities include scouting college and professional players.

For five seasons (1996-2000), Spanos was an assistant in the team's football operations office, working under the direction of Ed McGuire, who is responsible for managing the team's salary cap. Spanos continues to have a role in football operations.

From 2001-03, Spanos served two stints

in the NFL's management council office in New York, learning a wide range of league procedures, including player transactions and the salary cap.

He earned a bachelor's of science degree in business from Wake Forest University in 2002.

Spanos was born Nov. 7, 1979 in Stockton, California. He attended The Bishop's School in La Jolla where he lettered in football, basketball and golf and played on three championship teams. Spanos is single and resides in San Diego.

FOOTBALL STAFF

JAMES COLLINS

Head Athletic Trainer

18th NFL Season, 10th with Chargers



James Collins was named the Chargers' head athletic trainer Jan. 28, 1999.

He spent three seasons as the head athletic trainer for the Philadelphia Eagles from 1996-98 after spending the summer of 1995 with the World League's London Monarchs in the same capacity. Collins spent five years (1991-95) as an assistant athletic trainer with the Denver Broncos.

His first athletic training experience in the NFL came with the Chargers when he joined the team as an intern during the 1986 season, shortly after receiving his degree in physical education from San Diego State University. In 1987, Collins was promoted to assistant athletic trainer, a position he held with the team until 1989. During his tenure in San Diego, Collins also served as an orthopedic technician and surgical assistant for two years with the OASIS Medical Group.

Collins is a member of the National Athletic Trainer's Association and serves on the

NFL's injury and safety panel.

From 1980-82, Collins was an aviation physiology technician in the United States Navy. He attended Morris Brown College in Atlanta, where he played basketball.

Collins was born Jan. 4, 1957 in Lothian, Maryland. James and his wife, Patricia, have one son, James T. III, and reside in Scripps Ranch.

ATHLETIC TRAINING STAFF



AARON MILLER
Assistant Athletic Trainer



DAMON MITCHELL
Assistant Athletic Trainer

BRIAN DUDDY

Director of Video Operations

16th NFL Season, 16th with Chargers



Brian Duddy is in his eighth season as the Chargers' director of video operations.

His department is responsible for filming and editing practice and game footage for review by the players and coaches using the XOS Digital Editing System.

Duddy has been with the Chargers for 15 seasons. He spent three years (1995-97) as an assistant in the team's video department after spending three years (1992-94) as a staff assistant. He was a staff assistant for the coaches during the 1994 Super Bowl season. Duddy originally joined the team as a training camp ball boy in 1990.

Duddy was born March 19, 1974 in San

Diego and attended Mira Mesa High School. He is single and lives in Mission Valley.

VIDEO OPERATIONS STAFF



JASON NEGUS
Video Assistant



MATT LeVALLEY
Video Assistant



ARTHUR HIGHTOWER

Director of Player Development
1st NFL Season, 1st with Chargers

Arthur Hightower joined the Chargers as director of player development in April 2005. He assists players with off-the-field issues and helps prepare them for life after football. His duties include administering programs in the areas of continuing education, life skills, financial and career education/planning and career internships.

Prior to joining the Chargers, Hightower spent three years as assistant director of professional development at the NCAA headquarters in Indianapolis. He oversaw the NCAA postgraduate scholarship selection process, the ethnic minority and women's enhancement scholarship programs, the NCAA Leadership Institute for Ethnic Minority Males and the NCAA national office internship program.

He also was an academic counselor for student-athletes at the University of Houston

from 2000-01 and at the University of Maine from 1998-99.

Hightower played free safety at Florida A&M University, where he was named Male Scholar Athlete of the Year during his junior season. He graduated from FAMU, magna cum laude with a degree in graphic arts and printing management. Prior to graduation he completed a Wall Street Journal internship in printing production-management.

Hightower earned a master's degree in physical education with a concentration in sports administration from Florida State University in 1998. He worked as an NCAA national office intern from 1997-98, serving in the education services group.

Hightower was born May 1, 1972 in Fort Lauderdale, Florida and graduated from Brighton High School in Rochester, New York. He and his wife, Tresa, have two daughters, Alexandria and Arielle.



DICK LEWIS

Director of Security
25th NFL Season, 25th with Chargers

Dick Lewis was named full-time director of security for the Chargers in 1989. A 21-year veteran of the San Diego Police Department, who retired in 1989, Lewis has been working on the team's security staff since 1981.

Lewis is active in player and community relations, coordinating player appearances. He spearheads a program to feed San Diego's homeless every Thursday night.

Prior to joining the Chargers, Lewis was a member of the San Diego Police Department. During his years in the SDPD, Lewis was a patrol officer, a member of the department's school task force and an Assistant to the Chief of Police for Community Relations. He retired in 1989.

From 1955-1968, Lewis was an enlisted medic in the United States Navy. He served two 13-month tours in southeast Asia during the Vietnam War as a hospital medic.

Lewis was born Dec. 22, 1937 in Bay City, Texas. He attended Hilliard High School in Bay City. Lewis earned a bachelor's degree in law and a doctorate degree in law from Cabrillo Pacific University. In his free time, Lewis is the lead vocalist in the band "Time Out," a rhythm and blues band featuring members of the Chargers security staff with guest appearances by several players. The band entertains at convalescent homes throughout Southern California. Lewis resides in Ramona, Calif. with daughter, Roshawn, and grandson, Jeremy.

Continued next page

SECURITY STAFF



RITO ARCIAGA
Security



NICK JOHNS
Security



STANLEY OTSUKA
Security



DICKSON ULA
Security



FRANK URIBE
Security



BOB WICK

Equipment Manager

27th NFL Season, 27th with Chargers

Bob Wick became the Chargers' equipment manager prior to the 2000 season.

Wick originally joined the team as a ball boy and equipment department assistant during training camp in 1979. He spent three seasons (1980-82) as an equipment assistant before being named assistant equipment manager in 1983. Wick was an equipment assistant with the San Diego Clippers

from 1978-1980.

Wick was born Oct. 26, 1959 in San Diego. He graduated from Mt. Miguel High School in 1978 and earned an associate degree in business administration from Grossmont College in 1981. He studied finance at San Diego State from 1982-85.

Bob is an avid collector of sports memorabilia. He and his wife, Debbie, have two daughters, Chloe and Courtney, and a son, Robert, and reside in Scripps Ranch.

EQUIPMENT STAFF



CHRIS SMITH
Assistant Equipment
Manager – Field Manager



KEVIN DUDDY
Equipment Assistant



STEVE JELI
Equipment Assistant

ADMINISTRATION



JIM STEEG

Executive Vice President – Chief Operating Officer

Jim Steeg, the man responsible for turning the Super Bowl into the world's premiere sporting event, was named executive vice president and chief operating officer for the San Diego Chargers on Nov. 15, 2004.

In addition to overseeing all business operations for the Chargers, his responsibilities include the development of a new, Super Bowl-caliber stadium for San Diego. Over the years, he has worked hand-in-hand with communities across the country developing stadiums to play host to the Super Bowl.

In his 30 years with the NFL, including 26 in charge of the league's Special Events Department, the Super Bowl grew from a championship football game to a four-day extravaganza that emphasizes the participation and inclusion of the local game-site community at the business, educational and charitable levels.

Steeg was responsible for all aspects of the Super Bowl including stadium build-out and operations; practice-site preparation; pregame and halftime shows; national anthem performers; team, media, corporate and fan accommodations; corporate hospitality; television broadcasting; telecommunications; transportation; security; logo design; decorations and signage; ticketing; the NFL Experience; the NFL Commissioner's Party and the Super Bowl Concert Series. He also oversaw the local community Super Bowl Host committee.

During his Super Bowl tenure, Steeg implemented many of the Super Bowl signature game-day-related elements that eventually became staples throughout professional and Olympic sports. This included the use of Jumbotron video screens, enhanced audio-TV broadcasts throughout the stadium, individual radios featuring the national TV and radio broadcasts at every seat, entertainment plazas throughout the stadium and parking lots, an expansive corporate hospitality village, parking lot and transportation innovations, environmental recycling, ADA enhancements, media interview and workroom areas/services, children's clothing

shops in the stadium, all-encompassing stadium and hotel and host city decorations. His innovations also include in-stadium promotions, like individual stadium seat cushion give-aways, special pro football trading cards, panoramic cameras and other collectibles, and unique stadium collection and locker room-only merchandise.

Steeg was the driving force behind the league-sponsored Super Bowl charitable events off the field, raising more than \$50 million dollars for the host communities over the past 20 years. These events impact thousands of children, thanks to programs like the NFL's Youth Education Town (YET) Center, the NFL Youth Football Clinic, the NFL Cheerleading Spirit Clinic, the Super Bowl College Lecture Series, "The Taste of the NFL," Habitat for Humanity's "Super Bowl Blitz," "Gridiron Glamour" and the NFL Charities Golf Classic.

He also launched and championed the Super Bowl Minority and Women-Owned Emerging Business Program in the early 1990s, mandating that, whenever possible, the league and its various vendors and corporate clients work with local minority- and women-owned businesses. It was the only all-encompassing emerging business program in professional, collegiate and Olympic sports.

Beyond his Super Bowl duties, Steeg, whose title was senior vice president, Special Events for the NFL, was in charge of a 26-member department. His duties included the Pro Bowl in Honolulu, the NFL Draft, the NFL's entire postseason schedule, the NFL-Sr. PGA Tour golf tournament, NFL Owners' and all other League meetings and all of the made-for-TV NFL events. These include "The Quarterback Challenge," "The Ultimate Defender," "The Pro Bowl Skills Challenge" and "The Alumni Beach Challenge." Steeg was the NFL's chief liaison to the Pro Football Hall of Fame in Canton, Ohio, as a board of directors member and helped choreograph all of the Enshrinement Weekend events.

From 1990-95, Steeg organized the American Bowl Games in Berlin, Germany and Barcelona, Spain. He headed the NFL's league-wide 75th Anniversary celebration in 1994 and "Pro Football's Greatest Reunion"

Continued next page

in Canton, Ohio in 2000. He also planned and executed the closing of Times Square in New York and the Mall in Washington D.C., for the season Kickoff Celebrations in 2002 and 2003, respectively.

He was among the inaugural class inducted into the Special Events Hall of Fame in 2002 and was recognized as 2005 Celebrity of the Year by the Mad Anthonys, a charitable organization of 275 business and professional people in northern Indiana. He is a recent member of the San Diego Chamber of Commerce Executive Committee. He has been a longtime board member of Wake Forest University's Babcock Graduate School of Management, the George B. Young Memorial Scholarship Committee, Hunger Related Events and the NFL Youth Education Towns in Houston, New Orleans and Miami.

Prior to joining the league office in New York in 1979, Steeg was the business manager/controller for the Miami Dolphins (1975-78).

Born in Boston, Steeg, grew up in Ft. Wayne, Indiana. He received an MBA from

Wake Forest University and a bachelor's in political science from Miami University. His son, Bryce, 26, graduated from Duke in 2002, where he played quarterback for the Blue Devils. He graduated from the London School of Economics in 2003 and is currently in this third year at Harvard Law School. His daughter, Darcy, 24, is a 2003 graduate of Princeton. She works for ERS Group, an economic and financial consulting firm in Washington, D.C.

EXECUTIVE STAFF



KERI CASSIDY
Executive Assistant



JEREMIAH T. MURPHY

Executive Vice President

Jerry Murphy is the top fiscal officer for the San Diego Chargers and the A.G. Spanos organization, including A.G. Spanos Construction, Inc.; A.G. Spanos Management, Inc.; A.G. Spanos Development, Inc.; A.G. Spanos Enterprises, Inc.; A.G. Spanos Realty, Inc.; AGS Financial Corporation; A.G. Spanos Securities Corporation and The Spanos Corporation.

Murphy joined the Spanos organization in 1982 after serving as a senior partner at Bowman and Company, a Stockton certified public accountant firm, where he worked

from 1971. He attained the rank of Captain during four years in the U.S. Air Force, 1966-1970. Murphy graduated with a degree in business from Bernard Baruch College in New York City in 1966.

Murphy is a member of the American Institute of CPAs and the California Society of CPAs.

Murphy was born July 24, 1944 in New York, N.Y. He and his wife, Sandra, have two daughters, Lisa and Tara, and son, Gregory. The Murphys reside in Stockton, California, except for Lisa Murphy Stevenson, who lives in San Diego, and Tara Murphy, who lives in Los Angeles.



JEANNE M. BONK

Executive Vice President – Chief Financial Officer

Jeanne Bonk originally joined the Chargers June 10, 1991, as chief financial officer and now oversees the team's day-to-day financial operations as executive vice president and chief financial

officer. She is a member of the Chargers' negotiating team for a new stadium in San Diego. Bonk reports directly to Chargers President Dean Spanos.

Bonk gained eight years of business and accounting experience with the international accounting firm of Price Waterhouse from

1983-1991 and was a senior audit manager when she joined the Chargers in 1991.

Bonk graduated with honors from the University of San Diego in 1983 with a degree in business administration/accounting and is a Certified Public Accountant.

Bonk was born Sept. 15, 1961 in Covina, California, and attended Mater Dei High in Santa Ana. She is a member of the American Institute of CPAs and the California Society

of CPAs. She is also a member of the San Diego Humane Society Audit Committee. Bonk serves on the board of directors for the San Diego NFL Youth Education Town, San Diego County Taxpayers Association, Cathedral Catholic High School and the San Diego International Sports Council.

Jeanne and her husband, Jim, reside in Bonita, California.



MARSHA WELLS

Controller

Marsha Wells joined the Chargers on April 22, 1996 after working 16 years for the A.G. Spanos organization.

She joined the Spanos organization in 1980 in Las Vegas, Nevada, and relocated to the San Diego office in 1987 where she assumed the duties of chief financial officer/property management. She obtained three years (1976-79) of public accounting experience with the firm of Peat, Marwick, Mitchell and Co., in Decatur, Illinois.

Wells graduated with a degree in accountancy from Northern Illinois University in 1976 and is a Certified Public Accountant. She obtained a master's degree in business administration from the University of Nevada-Las Vegas, in 1982.

Wells was born Jan. 2, 1954 in Beardstown, Illinois, and attended Rushville High School in Illinois. Wells is a member of the American Institute of Certified Public Accountants. She is single and resides in Coronado.

ACCOUNTING STAFF



CHRYSAL LEE
Accounting Manager



SHEILA ASKIN
Accountant



LESLEY FISHER
Accountant



STARLENE MUMMA
Accountant



KEN DERRETT

Vice President – Chief Marketing Officer

Veteran sports executive Ken Derrett joined the Chargers as vice president and chief marketing officer

on Sept. 24, 2001. Derrett is responsible for all marketing and sales functions for the team.

Derrett was the senior vice president for global marketing partnerships for the

National Basketball Association, a position he assumed in March of 1999. He joined the NBA in 1995 when NBA Canada was established, and he was named managing director of NBA Canada in 1996.

Previously, Derrett was manager, sports and entertainment Properties at Labatt Breweries of Canada from 1988-1995. He managed a variety of sports properties including the NFL, Toronto Blue Jays, Cana-

Continued next page

Administration – Ken Derrett, *continued*

dian Olympic Association, Hockey Canada, the Canadian Curling Association and the Commonwealth Games. In addition, Derrett managed several strategic relationships for the company including SkyDome, TSN and the Canadian Country Music Association.

Derrett worked for the Canadian Football League from 1978-1988, developing the annual business and operations plan for the Grey Cup championship.

Derrett is a native of Winnipeg, Manitoba and received his Bachelor of Commerce in sports administration from Laurentian University in Sudbury, Ontario. He and his wife, Denise, have two children, Amy and Trevor, and reside in Del Mar.

EXECUTIVE STAFF

MEGAN ERIKSEN
Executive Assistant

**DENNIS O'LEARY****Senior Director of Marketing Partnerships**

Dennis O'Leary joined the Chargers May 3, 2002. Since his arrival, he has been responsible for the development, sales and management of new and existing strategic partnerships. Through his strengthening of the depart-

ment, O'Leary has helped set the foundation for the long-term financial stability of the organization.

O'Leary spent two years (2000-02) as director of partnership marketing for the Denver Broncos. He was the director of team and venue services for Integrated Sports International in Denver from June, 1998 to March, 2000.

O'Leary also was director of sales for the International Hockey League's Utah Grizzlies from June, 1996-98. He helped the Grizzlies market their home arena, The "E" Center, which would later serve as one of the venues for the 2002 Winter Olympic Games in Salt Lake City. O'Leary began his career in sports as a marketing representative with the Los Angeles Clippers of the NBA from 1993-96.

O'Leary was born March 2, 1968 in St. Louis, Missouri. He graduated from Indiana in 1990 with a degree in economics. He and wife Kari have daughters, Kaitlyn and Kylie, and son, Ryan.

MARKETING STAFF

S. BRANDON WARD
Senior Manager,
Marketing Partnerships &
Broadcasting



DOUG CARNAHAN
Corporate Sales Manager



CHRIS LEE
Corporate Sales Manager



JEN KHOURY
Manager, Corporate
Partnerships



ERIN VANDENBERGH
Client Services
Coordinator



TODD POULSEN

Senior Director of Ticket Sales & Services

Todd Poulsen was hired by the Chargers Oct. 30, 2003. He is responsible for all aspects of the ticket department, including sales, service and operations.

Poulsen spent 1998-2003 with the NBA's Los Angeles Clippers, including three years as director of sales. During his time with the Clippers, their staff ranked fifth in the NBA in new season ticket sales and set franchise records in overall group sales revenue,

attendance and sellouts.

From 1994-98, Poulsen was an account executive for the Minnesota Timberwolves. He led the department in season ticket sales and overall revenue.

Poulsen was born May 5, 1960 in Salt Lake City, Utah. He graduated from Utah State University with a bachelor's degree in marketing and from the University of Redlands with a master's degree in management. Poulsen and his wife, Marilyn, have two daughters, Morgan and Madeline, and reside in Escondido.

TICKET SALES STAFF



PAUL LAFERLA
Senior Manager, Premium Seating Sales



TOM MILKS
Manager, Premium Seating Sales



TRISHA WALTERS
Manager, Premium Seating Sales



AMY SCHREIBER
Manager, Suite Services



NATE GLADNEY
Senior Account Executive



NICK MAURER
Account Executive



STEVE PANKOWSKI
Account Executive



A.G. SPANOS

Director of Marketing Programs & Business Development

A.G. Spanos was promoted to director of marketing programs and business development in July, 2003. He spent the two previous seasons as the Chargers' assistant director of market-

ing. Spanos is the oldest son of team President Dean Spanos.

He is responsible for the management of strategic partnerships, promotional programs and the overall retail plan for Chargers merchandise sales. Spanos also is responsible for the administration of Chargers.com

Continued next page

marketing content and interaction with the team's sponsors.

Before joining the Chargers full-time, Spanos assisted the director of strategic planning for NFL Europe's London office, analyzing market research for the entire league. Prior to that, Spanos spent five seasons learning a wide range of league procedures while working at the National Football League's office in New York, as well as for the Chargers.

Spanos earned a bachelor's degree in

marketing from the Marshall School of Business at the University of Southern California. He spent one summer completing an internship at KFMB-TV as a production manager while he was attending USC. As a freshman, he played football while attending Tufts University in Medford, Mass.

Spanos was born July 2, 1978 in Stockton, California. He attended La Jolla Country Day School in La Jolla where he lettered in football and basketball. Spanos resides in La Jolla.



JOHN HINEK

Director of Business Operations

John Hinek is the director of business operations for the Chargers.

From 2000-04, Hinek also oversaw the stadium operations at Qualcomm Stadium. Hinek spent the previous five years (1995-99) as the team's business manager and he was the team's director of college scouting from 1990-94.

Hinek coordinates the team's travel and is the facilities coordinator for the team's practice complex. He also serves as the Chargers' training camp coordinator, a role he has held since 1978.

He joined the Chargers in 1973 as a ball boy. His father, Frank, was equipment manager of the Oakland Raiders, 1960-62, and brother, Bronco, was the San Francisco 49ers' equipment manager from 1984-1997.

Hinek was born April 21, 1955 in Milwaukee, Wisconsin and grew up in Alameda, California. He attended San Diego State University and graduated with honors in physical education.

John is married to the former Barbara DeBarrows of Point Loma. They have two daughters, Camille and Jacquelyn, and reside in Scripps Ranch.

BUSINESS OPERATIONS STAFF



JOHN LEATHERWOOD
Business Operations
Assistant



GEORGETTE ROGERS
Receptionist



CHUCK SANDUSKY
Facilities Coordinator



PAUL CHAPMAN
Head Staff Assistant



GREG CLARK
Staff Assistant



ANDY COHEN
Staff Assistant



CHRIS HOBBS
Staff Assistant



BILL JOHNSTON

Director of Public Relations

Bill Johnston is in his 16th season as the director of public relations and his 27th season with the team. He oversees all communications for the team, including media relations, publications and

editorial content on the team's Web site. He also oversaw the organization's community outreach and public affairs from 1990-2000.

Johnston joined the Chargers in March, 1979, while attending San Diego State University. He earned a degree in journalism in 1981, and was named public relations assistant that year. He served as assistant director of public relations from 1984-87.

Johnston was born Dec. 9, 1957 in La Mesa, California, and attended Helix High School. He is president of the board of directors of the Huntington's Disease Society of America, San Diego. The San Diego chapter was named the national HDSA Chapter of the Year for 2005. An avid runner, Johnston has completed six marathons, including the last five Rock and Roll Marathons in San Diego in fundraising for the HDSA.

Bill and his wife, Ramona, reside in Rancho San Diego with their son Jared and daughter Hayley.

PUBLIC RELATIONS STAFF



SCOTT YOFFE
Media Relations
Coordinator



JOEL PRICE
Manager, Internet
Services



JAMAAL LAFRANCE
Public Relations Assistant



JENNIFER ROJAS
Public Relations Assistant



CASEY PEARCE
Managing Editor - Web
Site & Publications



MIKE NOWAK
Team Photographer



KIMBERLEY LAYTON

Director of Public Affairs & Corporate/Community Relations

Kimberley Layton joined the Chargers June 16, 2000 after serving as the chief of staff for San Diego Mayor Susan Golding since 1998.

Layton works to expand the Chargers' outreach and impact in the San Diego community while enhancing the Chargers' corporate, business, educational and charitable relationships. She oversees the Chargers Community Foundation, which benefits San Diego's youth and education

COMMUNITY RELATIONS STAFF



LANEY MCCOWN
Community Relations Coordinator

Continued next page

Administration – Kimberley Layton, *continued*

while continuing the team's ongoing community outreach efforts.

Layton worked in state and local government for 12 years, first entering the political arena in 1988 working for State Assemblywoman Lucy Killea. She became chief of staff for Killea from 1989-1995. In 1993, Layton took a brief leave of absence and entered the race for the open 3rd District City Council seat. In 1995, Layton was

appointed assistant director for the Department of Intergovernmental Relations for the City of San Diego and in 1996 she was appointed as director of the department.

Layton was born July 30, 1963 in San Diego. A graduate of San Diego High School, she earned a degree from the University of California at Irvine. Kimberley and her husband, Farrell, reside in Santee.

**SEAN O'CONNOR**

Director of Stadium/Game Operations & Special Events

Sean O'Connor was named director of stadium/game operations and special events in 2005. He is

responsible for all aspects of stadium operations, including parking, security, game presentation, entertainment, Jumbotron, audio, scoreboard operations and fan interactive areas. He also produces special events for the team, acts as liaison between the Chargers and the management and concessionaire at Qualcomm Stadium.

His previous positions with the Chargers include director of marketing and events (2001-04), director of event productions and

stadium operations (1998-2000), game day and special events manager (1996-98), sky box suites manager (1995-96), ticket marketing manager (1990-95) and ticket sales executive (1989-1990).

O'Connor was the director of sales (1986-89) and an account executive (1985-86) with the San Diego Sockers of the Major Indoor Soccer League.

O'Connor was born July 19, 1960 in Buffalo, New York, and attended St. Joseph's Collegiate Institute in Buffalo. He graduated with a degree in business administration from the University of San Diego in 1982. Sean and his wife, Meghann, reside in San Diego with their sons, Liam and Quintin.

STADIUM OPERATIONS & EVENTS STAFF

CHRISTIAN WEBB
Stadium Operations
Manager



KEVIN DALY
Creative Services & Game
Operations Manager



DEBBIE PEDERSEN
Special Events
Coordinator



ELLEN MEADOR
Executive Producer
Chargers Television

**MICHAEL L. DOUGHERTY**

Director of Ticket Operations

Michael Dougherty has been the Chargers' director of ticket operations since 1999. He oversees all

aspects of the team's ticket office, including season ticket accounts, Club level accounts and single-game ticket sales.

Dougherty is in his 12th season with the Chargers. He began in 1994 as the assistant

director of ticket operations. In 1997, he took on the additional responsibilities as the Gold Club ticket manager. From 1991-94, Dougherty worked for the San Diego Padres.

Michael was born May 13, 1966 in Pasadena, California. He attended Arcadia High School in Arcadia, Calif. He earned a degree in communication from the University of the Pacific in 1988.

Mike and his wife, Shannon, live in La Costa. They have daughters Brittany and Mikaela, and sons Connor and Daniel.

TICKET OPERATIONS STAFF



LESLI BANDY
Ticket Operations Assistant



DAVID ANDERSON

Director of Guest Services

David Anderson joined the Chargers as director of guest services in 2004.

From 2000 until his arrival in San Diego, Anderson was the director of special events and guest services for the Staples Center in Los Angeles. During that time, Staples Center hosted three NBA Championships, the 2004 NBA All-Star Game, the 2002 NHL All-Star Game, three Grammy Awards shows and numerous concerts.

From 1998-99, Anderson was the senior manager of suite services at Anaheim Stadium.

um. From 1994-98 he was the supervisor of suite services for the Chicago Bulls at the United Center. During his five years in Chicago, the Bulls captured three NBA Championships.

Anderson began his career working as the manager of guest services and operations at U.S. Cellular Field in Chicago, home of the Chicago White Sox.

Anderson was born Nov. 11, 1963 in Chicago, Illinois. He attended Hampton University in Hampton, Virginia. An avid golfer, Anderson is single and lives in Downtown San Diego.

GUEST SERVICES STAFF



PRAECIA COSTLEY
Manager, Ticket Services



LINDA GANDY
Club Seat Services
Manager



RACHEL STERN
Club Seat Service
Coordinator



BETSY PYLE
Ticket Services
Representative

GUEST SERVICES STAFF, cont.



JOANNE HERNANDEZ
Customer Service
Representative



JAMES NAVARRA
Customer Service
Representative



ISELA VELASCO
Customer Service
Representative




JOSE VIRGEN
Customer Service
Representative

SUPPORT STAFF



LISA SIMMONS
Charger Girls Director



MONSIGNOR DAN DILLABOUGH
Team Chaplain



SHAWN MITCHELL
Team Pastor



DR. DAVID CHAO
Team Doctor



DR. TAL DAVID
Team Doctor



DR. RICHARD GILBERT
Team Doctor




DR. JERRY HIZON
Team Doctor



DR. CALVIN WONG
Team Doctor

MINORITY LIMITED PARTNER



GEORGE PERNICANO

CHARGERS
IN THE
COMMUNITY



CHARGERS COMMUNITY SPIRIT

For the past 45 years the Chargers have been responsible for contributing or raising millions of dollars for worthy causes.

The Chargers Community Foundation is celebrating its 10th year and continues its generosity to citizens of all ages. Through the foundation, the Spanos family and the Chargers contribute to the community and make a lasting impact on the future.

Through the team's Chargers Champions initiative, more than \$2 million has been awarded to local youth and schools during the last six years to improve physical fitness in San Diego County. The program awarded more than \$400,000 in scholarships, grants and computers to San Diego schools and students in 2005. For the fourth year in a row, this contribution ranked as the largest privately-funded education gift in San Diego County. The Chargers Champions continues to honor students for their outstanding leadership, service and commitment to their schools and communities. San Pasqual Academy, a residential high school for foster teens, received the largest grant of \$75,000 in 2005, to improve the existing football program and create an athletic program budget.

When wildfires ravaged the county in 2003, Alex Spanos and the Chargers rallied behind the community. Spanos donated \$1 million to aid the recovery efforts and collected an additional \$500,000 for the San Diego Fire Relief Fund.

Long-standing community events like the Chargers Annual Blood Drive, which celebrates its 27th anniversary in 2005, combined with newer projects like The Festival of Wishes, has helped raise thousands of dollars and provided the needed resources for the citizens of San Diego. The team also has a lengthy history with Children's Hospital, and the players are active participants in many events including the Annual Teddy Bear Drive and the Chargers Toss for Tots program, which raises funds for the hospital through The Brooke Humphries Fund, also created by the Chargers.

During the holiday season, the Chargers and their fans partner with the San Diego Food Bank to provide food for thousands of hungry families. The team and its fans also participate in the annual Toys for Tots toy drive at the stadium.

There is an endless list of Chargers who have helped to make San Diego a better place to live. Former players Rolf Benirschke, Junior Seau, Dan Fouts, Stan

Humphries and John Carney have made outstanding contributions to the San Diego community. Benirschke pioneered the concept of athletes establishing charitable foundations and serves as the honorary chairman for the Crohn's and Colitis Foundation of America. The Junior Seau Foundation has given San Diego children ongoing support in the form of scholarships and financial aid for over 13 years.

LaDainian Tomlinson, Drew Brees and Donnie Edwards are only a few of the many current Chargers that dedicate time and resources to make a generous impact on San Diego. The Donnie Edwards Best Defense Foundation supports the Boy Scouts, the Boys and Girls Clubs, Governor Schwarzenegger's "After School All-Stars" and the fight against childhood obesity. The Tomlinson's Touching Lives Foundation seeks out worthy causes and sponsors the LT School is Cool Scholarship Fund, as well as the 21 Club. Drew Brees established the Brees Dream Foundation in 2003 with the hope of one day finding a cure for cancer while helping improve the quality of life for patients with cancer. Another focus of the foundation is promoting the progress, success and education of youth through scholarship programs. Several current players host golf tournaments to raise funds for local charities.

During the season, the players devote their off-day to the community and meet as many appearance requests as possible. Combined with the many player foundation contributions, the team is able to make an enormous impact on San Diego.

THE CHARGERS COMMUNITY FOUNDATION BENEFITS SAN DIEGO

Through its charitable arm—the Chargers Community Foundation—the Chargers provide grants, scholarships and monetary resources to nonprofit organizations throughout San Diego County. Since its creation by Alex Spanos in 1995, the foundation has been a leader in assisting San Diego schools, supporting youth sports and aiding critical causes important to our community. The foundation has invested millions of dollars to assist with a wide range of programs and services. Its largest





ongoing program—Chargers Champions—was created in 1999 to help San Diego County's schools and students.

The foundation also honors one San Diegan each year with the Community Quarterback Award. The Chargers make a sizable donation to a nonprofit organization in the recipient's honor, while semi-finalists are awarded grants for their respective nonprofit organizations. Candidates can be nominated on the team's official Web site, Chargers.com.

The Junior Charger Girls are another part of the Chargers Community Foundation. It is designed to promote self-esteem, community awareness and fun among young women ages 7-15. They learn from the NFL's best and help raise money to benefit thousands of San Diegans in need. The Junior Charger Girls annually perform during halftime for Chargers fans in Qualcomm Stadium and participate in clinics taught by the San Diego Charger Girls.

CHARGERS CHAMPIONS TOPS \$2 MILLION IN 2005

Chargers Champions, the foundation's major grant program, just completed its sixth year of providing scholarships and grants to San Diego students and schools. Created by Alex and Dean Spanos, the program has awarded more than \$2 million dollars in grants and scholarships to 126 students, 46 educators and 42 schools since its inception. In 2005, 16 high school juniors were selected from throughout the county to receive \$7,000 tuition scholarships and laptop computers, courtesy of Sony. The students were chosen based on their outstanding leadership, service, citizenship and commitment to their schools and communities.

The largest component of the Chargers Champions program continues to be its

focus on improving physical fitness in San Diego County schools by providing grants for athletic and nutrition programs on area campuses. Nine schools received grants during 2005 for a grand total of more than \$260,000 to improve student health.



To assist with the selection process, Chargers Champions solicits the assistance of key business, community and educational leaders to serve on the Chargers Champions Leadership Team. The selection committee also receives assistance from the County Office of Education, the California Interscholastic Federation and instructors and administrators from the highly successful San Diego County AVID program.

PUBLIC SAFETY BENEFITS FROM CHARGERS COMMUNITY FOUNDATION

Many of San Diego's public safety divisions also have benefitted from the Chargers generosity. The Chargers support the many men and women who keep us safe and secure and are happy to assist when they can.

Over the years, this support has reached out to many different organizations. The Chargers donated funds to help the La Mesa Police Department buy of a mobile command unit; sponsored the annual Law Enforcement Officer of the Year Gala, which honored outstanding men and women in law enforcement from around the county; donated funds to the Ocotillo Wells Fire Department to replace a truck destroyed in the 2003 wildfires, and recently purchased a \$26,000 horse trailer so the San Diego Police Department's Mounted Patrol could more effectively utilize its horses for crowd control and safety.

CHARGERS IN THE COMMUNITY



Dean Spanos and Jim Steeg celebrate the Chargers Champions Class of 2005.

Continued next page



In the wake of the October 2003 wildfires that ravaged San Diego County, the Chargers donated more than \$1 million to the San Diego Fire Relief Fund.

The 2003 San Diego County wildfires made it clear that many agencies lacked necessary life saving equipment.

"We found ourselves in need of many types of equipment we didn't have, and Mr. Spanos and the Chargers family came forward and said to us, 'We want to do something to help,'" said Fire Chief Jeff Bowman. "One of the first things we identified was the need to improve what we refer to as web gear. The materials enable our firefighters to go into battle in these wild land fires with all the safety equipment they need to do their job."

Responding to the Chargers' offer, the fire and police departments requested and

received grants totaling more than \$400,000 to purchase much-needed safety equipment and facilities upgrades. The Chargers donated a total of \$279,792 to the San Diego Fire Rescue Department to provide web gear and life-saving fire shelters for the men and women of the fire department. The Chargers also donated \$128,763 to upgrade the San Diego Police Department's Emergency Central Command Center, enabling faster and more reliable communication between officers in emergency situations, as well as a more efficient deployment of resources.

The San Diego Chargers are proud to partner with those who put aside their own personal safety every day to help keep San Diego citizens safe.

CHARGERS ON-GOING SUPPORT FOR AREA SPORTS

The Chargers have a history of supporting athletics in San Diego. Whether it is sponsoring the county's Middle School Track and Field Championships, the USA Water Polo Holiday Cup or the Senior Olympics, the Chargers are proud to be able to give area residents and visitors the chance to enjoy the great spirit of competition.

GIVING KIDS A CHANCE TO PLAY

Imagine getting the opportunity to stand on the sideline for the national anthem at a Chargers' home game with Head Coach Marty Schottenheimer and your favorite players. Or imagine getting to scrimmage on the field at Qualcomm Stadium in front of 60,000 cheering fans. The Chargers have made this possible for many of San Diego County's young football players.



With the help of Dean Spanos, the San Diego Police Department unveiled its new horse trailer in May 2005.

CARGERS IN THE COMMUNITY



More than 1,000 youth football players from throughout San Diego County took part in Play Football Week festivities in August 2004.

At the Aug. 21 game against St. Louis, more than 1,000 local youth football players will line the field to watch the pregame festivities and stand with the players on the sideline for the national anthem. It will be a day none of them will soon forget!

KIDS PLAYING ON THE BIG FIELD

The Chargers' Annual Youth Football Day at Qualcomm Stadium is another celebration of the Chargers continuing commitment to the development of youth football in San Diego County. As part of the celebration in 2004, the Valley Center Attacking Jaguars competed against the Poway Ruff Riders, and the Baja Dolphins took on the Grossmont/La Mesa Warriors for a scrimmage on the field at halftime in front of a sellout crowd at Qualcomm Stadium. All participants received lunch, special commemorative T-shirts and tickets to the game, courtesy of the San Diego Chargers and Outback Steakhouse. As part of their participation in Youth Football Day, donations were made to both of San Diego's youth football conferences by the Chargers Community Foundation.

JUNIOR CHARGERS TRAINING CAMPS

Even if you don't play on an organized team, you can have fun and participate in one of the Chargers free football skills camps held weekly during the season at recreation centers throughout the county. The Junior Chargers Camps, sponsored by Gatorade and in coordination with STAR/PAL—San Diego's Police Athletic League—provide boys and girls an opportunity to learn football and life skills from Chargers players and law enforcement officers. A project of the Chargers Rookie Club, these free, non-contact football camps are

designed to teach children the basics of football, exercise and sportsmanship.

THE CHARGERS AND HIGH SCHOOL SPORTS

The Chargers are active supporters of high school sports in San Diego County. They support the CIF, the High School Sports Association of San Diego and the National Football Foundation.



Each year, San Diego County's best high school players are invited to play in the Alex Spanos All-Star Classic.

Few people realize that the Alex Spanos All-Star Classic is the longest-running high school all-star football game in California. This year the game will celebrate its 15th anniversary. The Chargers are proud to work with the High School Sports Association of San Diego to make this game possible.



Philip Rivers looks on as a young camper drops back to pass during a Junior Chargers Training Camp.

Continued next page

Chargers in the Community, *continued*

Along with the All-Star Classic, the Chargers sponsor CIF San Diego Football championship games, which are played at Qualcomm Stadium. The Chargers are proud of their long partnership with the CIF and the opportunity it has provided for thousands of high school athletes to compete in a professional venue.

CHARGERS AND CHILDREN'S HOSPITAL GO HAND-IN-HAND

Since Alex Spanos arrived in San Diego, the Chargers have nurtured an ongoing relationship with Children's Hospital and Health Center. From the creation of the Brooke Humphries Fund to the introduction of the Toss for Tots program, Children's Hospital remains a top recipient of the team's support. The Brooke Humphries Fund was created by the Spanos family to honor Stan Humphries, his daughter, Brooke, and his family for their contributions to San Diego. A sizeable contribution was given to establish the "Brooke Humphries Field of Champions," a specially-designed area in the hospital that more than 25,000 orthopedic patients visit annually. The room is located on the first floor of the Children's Way Patient Care Pavilion near the hospital's reception area.

The fund also supports various programs and specialized technology so that Children's Hospital and Health Center can continue providing San Diego's children the medical care they need. In 1999, the Chargers and Children's Hospital strengthened their partnership by creating the "Toss for

Tots" program. Fans sign up to make donations to Children's Hospital for each touchdown the Chargers score during the season. Top donors receive a special "behind the scenes" tours of Chargers Park. There is also a "Toss for Tots" Passing Challenge Booth, located near Gate K at all home games. For more information or to sign up for "Toss for Tots," visit www.chargers.com or log on to the registration site at http://www.kintera.org/site/lookup.asp?c=fpl_OIRMFG&b=695093

CHARGERS COMMUNITY PROGRAMS ARE A TEAM EVENT

The Chargers are proud to sponsor numerous programs benefiting the San Diego community. Chargers players visit schools and libraries to read to children, mentor youth in after-school programs, travel to hospitals and convalescent homes to spend time with the sick and elderly, and sponsor youth groups at home games through the Community Corner. Many of these programs are long-standing traditions and are eagerly anticipated throughout the community each year.

CHARGERS BLOOD DRIVE CELEBRATES 27th ANNIVERSARY

The Chargers' longest-running community event is the Blood Drive. Created in partnership with the San Diego Blood Bank, the Chargers Blood Drive helps provide an adequate blood supply during the holiday season. In 2005, the Blood Drive celebrates its 27th year. Throughout the years, more than 40,000 pints of blood have been collected to benefit San Diego's citizens.

Last year the team received a special commendation from California's First Lady, Maria Shriver, for our commitment to ensuring the health and well-being of San Diego County residents. The First Lady took time to donate herself—with the help of a few friends!

Under the direction of Susie Spanos, wife of team President Dean Spanos, the Chargers Blood Drive supports the Cord Blood Donor Program. This program encourages pregnant women to donate their umbilical cord upon delivery so the blood can be used to help save lives.



Donnie Edwards, Antonio Gates and Igor Olshansky are all smiles with California's First Lady, Maria Shriver, at the 2004 Chargers Blood Drive.



Owner Alex Spanos brings smiles to a couple of young Chargers fans at the 2004 Blood Drive.

The Chargers Blood Drive began as a call to help kicker Rolf Benirschke, one of the most popular players in team history. Rolf required more than 50 pints of blood during surgery for ulcerative colitis. The enthusiastic response to that blood drive was the genesis of the nationally-recognized program. Benirschke returns each year

San Diego Blood Bank
Saving Lives Since 1950



to join current players in greeting and assisting donors. The evening features a fashion show, starring Chargers players and their families, and a performance by the team's *Time Out* band.

CHARGERS COMMUNITY CORNER

For the past eight seasons, Dean Spanos and numerous players have teamed up with area non-profit agencies to send local youth to Chargers games. Tickets to each game are part of the Chargers Community Corner, which consists of field level seats at Qualcomm

Stadium that are given to various San Diego youth organizations. Each child who attends a game in the Community Corner receives a T-shirt and a coupon for a free hot dog and soda. Because of the generosity demonstrated by Spanos and the players, thousands of San Diego's children have been able to experience the thrill of Chargers football.

GIVING BACK

Every spring, players don aprons and a good sense of humor to raise funds for STAR/PAL at the Celebrity Waiters Luncheon. In 2005, Donnie Edwards served as the honorary chair. He and his teammates sold silverware, sang songs and anything else they could think of to help raise funds for the program. The Chargers also

team up with STAR/PAL during the season, hosting 12 football skills camps throughout the county that are free to attend.

On Thursday evenings during the season, Chargers players, coaches and staff deliver hot soup and sandwiches to San Diego's homeless population in the downtown area. They also donate blankets and clothing.



This October the Chargers will team up



In the Spring of 2005, players donned aprons and a good sense of humor as they helped raise money for STAR/PAL at the annual Celebrity Waiters Luncheon.

CHARGERS IN THE COMMUNITY

Continued next page



LT donned an apron himself and delivered the main course to hungry patrons at a celebrity waiters event that raised money for the Jump for Life program.



Nick Hardwick helps a young man get properly fitted with a new pair of shoes at the 2004 Shoe Drive.

with Payless Shoe Source to distribute 1,000 pairs of shoes to needy youngsters in grades K-6. The most deserving youth are selected from throughout San Diego County by their schools and are teamed with individual players on the day of the event to pick out a new pair of shoes.

In November, the Chargers will purchase food baskets to help more than 150 families prepare Thanksgiving dinner. The Spanos family and the players purchase the food and personally distribute it to deserving families throughout the county.

The Festival of Wishes will bring the magic of the holidays to children from low-income

families in December. Keenan McCardell hosted the event in 2004, and each child's wish was fulfilled when they received toys and a backpack filled with school supplies, courtesy of the Chargers and Union Bank. The children also had a visit from Santa and, of course, lots of Chargers players.

CARING CITIZENS FOR SAN DIEGO

The Chargers are proud of their long history as caring community citizens. For more information about the Chargers charitable activities, or to learn more about individual players foundations, log onto www.chargers.com.



Drew Brees, Robb Butler, Jerry Wilson and David Binn show their support of local service personnel during a visit to Camp Pendleton in Oceanside, California.

CARGERS IN THE COMMUNITY

A full-page action photograph from an NFL game. In the foreground, Donnie Edwards, a defensive tackle for the Baltimore Ravens, is shown from the back, wearing his white jersey with the number 90 and his name 'EDWARDS' clearly visible. He is in a low, powerful stance, tackling an offensive player. The offensive player, wearing a blue Chicago Bears jersey with the number 4, is being held from behind. The Bears player's helmet features the team's logo. The background is a blurred stadium scene with spectators and other players, suggesting a live game environment. The lighting is bright, typical of a daytime outdoor game.

**VETERANS
& RETURNING
PLAYERS**

All-Pro
Donnie Edwards
was the NFL's
second-leading
tackler with 151
stops in 2004.



DAVE BALL

Defensive End
 6-5, 277
 2nd NFL Season
 2nd with Chargers

UCLA
 DOB: 1/4/81
 Draft 5A - '04
 Dixon, Calif.

96

The first of two fifth-round choices in the 2004 NFL Draft, Dave Ball had become a fixture in the Chargers defensive line rotation before a fractured toe ended his rookie season prematurely. Ball has completed an arduous rehabilitation program and is ready to return to the

field for the 2005 season. Ball became an instant hit in the locker room after his arrival from UCLA. His quick wit drew laughs from all corners of the locker room. Last year, he was invited to impersonate Coach Marty Schottenheimer at the team's Kickoff Luncheon.

TRANSACTION HISTORY: Fifth-round draft choice (133) by San Diego, April 25, 2004.

2004: Recorded first two career tackles against New York Jets Sept. 19...left Atlanta game Oct. 17 early with foot injury...placed on "Reserve-Injured" list Oct. 19 with fractured toe.

COLLEGE: Finished career with school-record 30.5 sacks...second in school annals with 43.5 tackles for loss...2003 first-team All-America by *Football Writers Association*, *American Football Coaches Association*, *Walter Camp Football Foundation* and *Sporting News*...third-team All-America by *NFL Draft Report*...ABC-Chevrolet National Defensive Player of Year...Pac-10 Defensive Player of Year... first-team All-Pac-10... recipient of Morris Trophy as Pac-10's top lineman...tied for first in nation and set

school record with 16.5 sacks as senior...led team and tallied fifth-most tackles for loss in team history (20.5)...named *USA Today* National Player of Week and Pac-10 Player of Week after 3.5 sack performance against Washington...second-team All-Pac-10 and Director's Honor Roll as junior...honorable mention All-Pac-10 as sophomore...he and twin brother, Matt, were bookend defensive linemen at UCLA...played for Bruins from 2000-03...earned degree in history.

PERSONAL: Born Jan. 4, 1981 in Fairfield, California...All-America at Dixon High School in Dixon, Calif....league defensive player of year as senior...all-state, all-metro and all-area choice...High School Hall of Fame inductee for Northern California... selected to play in California-Texas All-Star Game...played basketball for three years... resides in San Diego.

Year	Team	G-S	Tack.-Asst.	Total	Sacks-Yds.	Int.-Yds.	Long	TD	Pass		Fumbles	
									Def.	For.	Rec.	Rec.
2004	San Diego	6-0	2-1	3	0-0	0-0	0	0	2	0	0-0	

Single-game Highs
 Tackles — 2, vs. New York Jets, Sept. 19, 2004



RYON BINGHAM

Defensive Tackle
 6-3, 303
 2nd NFL Season
 2nd with Chargers

Nebraska
 DOB: 6/6/81
 Draft 7A - '04
 Sandy, Utah

97

Ryon Bingham is eager to get his first true taste of the NFL in 2005. A seventh-round draft choice in 2004, Bingham suffered a torn biceps ten-

don in his left arm during training camp and spent the entire season on the "Reserve-Injured" list.

Veterans & Returning Players

TRANSACTION HISTORY: Seventh-round draft choice (204) by San Diego, April 25, 2004.

2004: Placed on "Reserve-Injured" list Aug. 31 with torn biceps tendon in his left arm...suffered injury during training camp practice on Aug 17.

COLLEGE: Second-team All-Big 12 as senior and honorable mention as junior...Academic All-Big 12 choice as junior...named to Big 12 Commissioner's Academic Honor Roll as sophomore...redshirted as

true freshman in 1999 and missed 2000 season due to broken right foot...played at Nebraska from 1999-2003...graduated with degree in criminal justice.

PERSONAL: Born June 6, 1981 in Salt Lake City, Utah...*Salt Lake Tribune* Defensive Player of Year and all-state choice at Alta High School in Sandy, Utah...Gatorade Circle of Champions Player of Year in Utah...two-time Class 5A heavyweight wrestling champion with 64-1 record including 58 pins...resides in San Diego.

Year	Team	G-S	Tack.-Asst.	Total	Sacks-Yds.	Int.-Yds.	Long	TD	Pass Def.	Fumbles For.-Rec.
2004	San Diego	0-0	Reserve-Injured	(biceps)						



DAVID BINN

Long Snapper
6-3, 223
12th NFL Season
12th with Chargers

California
DOB: 2/6/72
Free Agent - '94
San Mateo, Calif.

50

Embarking on his 12th season in San Diego, David Binn is the longest-tenured player on the Chargers' roster. He has earned a reputation as one of the top long snappers in the league with pinpoint accuracy. Binn also is one of the league's most durable players, having missed only one game due to injury in 11 seasons.

Binn is an avid golfer whose handicap hovers in single-digits. He has been invited to compete in golf tournaments in San Diego and around the country. In 1999, Binn won a trip to Hawaii in a hole-in-one contest sponsored by a local golf venue.

Since his arrival in San Diego, Binn has been a supporter of the local military. In May 2003, he and linebacker Donnie Edwards visited the aircraft carrier USS Abraham Lincoln at sea as the ship and its crew returned to San Diego from the war in Iraq. Aboard the ship, they were joined by President George Bush, who had also

flown to the carrier to deliver a speech to the nation declaring an end to the hostilities in Iraq. Binn and Edwards were introduced to the President and posed for pictures with the nation's Commander in Chief.

In 2000, he received a special invitation to fly in an F-18 with the Navy's Blue Angels.

Throughout his NFL career, Binn has been one of the Chargers' most active players in the community. In 1998, he started the David Binn Foundation to support environmental education and scholarship programs. The foundation supports several worthy causes including the annual "Teddy Bear Drive to Children's Hospital," in which Binn joins forces with the Coronado Police Department to deliver stuffed animals to young patients.

Binn makes his home year-round in Pacific Beach. His pet is a one-year-old Rhodesian Ridgeback named Kingston.

TRANSACTION HISTORY: Signed with Chargers as undrafted rookie, April 28, 1994.

2004: Handled all snapping duties Weeks 1-16 and for Wild Card Playoff game. **2003:** Tied for fifth on team with eight special teams tackles...racked up three special teams tackles at Detroit Dec. 7 and at Chicago Nov. 2...handled all deep snaps

Weeks 1-16. **2002:** Handled all long snapping duties Weeks 1-16...had two tackles on special teams. **2001:** Handled all special teams snaps...had three special teams tackles. **2000:** Handled snapping duties in all 16 games...finished season with three tackles on special teams. **1999:** Saw action in all 16 games as deep snapper...recorded two tackles on special teams. **1998:** Handled

Continued next page

David Binn, *continued*

snapping duties in 15 regular-season games...finished season with three tackles on special teams...missed only game of NFL career at Seattle Dec. 13 with shoulder injury suffered at Washington previous week. **1997:** Handled snapping duties in all 16 regular-season games...finished season with two tackles on special teams. **1996:** Handled snaps in 16 regular-season games...suffered groin injury at Denver Oct. 6 and missed second half of game. **1995:** Long snapper on punts and field goals in 16 regular-season and one postseason contest...totaled three tackles on special teams. **1994:** Handled all snapping chores as rookie in regular season

Games Played-Started: 1994 (16-0, San Diego); 1995 (16-0, San Diego); 1996 (16-0, San Diego); 1997 (16-0, San Diego); 1998 (15-0, San Diego); 1999 (16-0, San Diego); 2000 (16-0, San Diego); 2001 (16-0, San Diego); 2002 (16-0, San Diego); 2003 (16-0, San Diego); 2004 (16-0, San Diego); **Total** (175-0).

Postseason Games Played-Started: 1994 (3-0, San Diego); 1995 (1-0, San Diego); 2004 (1-0, San Diego); **Total** (5-0).

Additional Statistics

Special Teams Tackles — **1994,** 10; **1995,** 3; **1997,** 2; **1998,** 3; **1999,** 2; **2000,** 3; **2001,** 3; **2002,** 2; **2003,** 8; **2004,** 1; **Total,** 37.

and three playoff games...posted 10 special teams tackles.

COLLEGE: Played in 42 career games at California from 1990-93...team had only one blocked kick during his career...earned degree in ecology and social systems.

PERSONAL: Born Feb. 6, 1972 in San Mateo, California...grew up in Foster City, Calif....earned All-Peninsula Athletic League honors as junior and senior at San Mateo High School...lettered in football, basketball, and golf...resides in Pacific Beach.

VETERANS & RETURNING PLAYERS



DAVID BRANDT

Center
6-4, 311
4th NFL Season
3rd with Chargers

Michigan
DOB: 9/25/77
Free Agent - '03
Jenison, Mich.

65

David Brandt is making the most of a second chance to play in the NFL.

A standout offensive lineman at the University of Michigan, Brandt took a year off from football in 2002 and returned to his hometown of Jenison, Michigan to work as a substitute teacher and assistant football coach. He was "burned-out" from football and needed to step away. A year of working with kids at his alma mater helped rekindle the fire.

Brandt is an avid outdoorsman who enjoys fishing, hunting and playing golf. He has a favorite fishing hole near White Cloud, Mich. where he grew up fishing for bass with his father and grandfather. His

favorite hunt is deer, however the short deer season in Michigan, which overlaps the football season, has limited his hunting days.

David's sister, Julie Glass, is a world-class in-line skater and a former ice speed skater. She has captured more than 15 in-line world titles and is regarded by many as the world's top in-line skater.

David has become an accomplished craftsman over the last few years, working out of the garage at his home in Grand Rapids, Mich. His grandfather, LaVerne, a skilled wood-worker, taught him the trade. David has made several pieces of outdoor furniture.

TRANSACTION HISTORY: Signed with Washington as undrafted rookie, April 25, 2001...retired July 24, 2002...rights traded to Green Bay March 31, 2003...released by Green Bay Sept. 1, 2003...signed with Chargers, Oct. 8, 2003.

2003: Suited up but did not play Weeks 8-10

and 13-16...inactive Weeks 6-7, 11-12 and Wild Card Playoff game. **2002:** Spent season out of football and worked as substitute teacher and assistant varsity football coach. **2001:** Played in 13 games with Washington as rookie...started against San Diego Sept. 9.

COLLEGE: Honorable mention All-Big Ten

choice as senior...started 36 career games for Wolverines...co-recipient of Michigan's Robert P. Ufer Bequest Award that honors senior football players for their enthusiasm...played at Michigan from 1996-2000...earned degree in elementary education.

PERSONAL: Born Sept. 25, 1977 in Grand Rapids, Michigan...earned all-state and all-conference honors in football at Jenison High School in Jenison, Mich....also lettered in track...married, Jennifer...has son, Hunter...resides in San Diego.

Games Played-Started: 2001 (13-1, Washington); 2003 (0-0, San Diego); 2004 (3-0, San Diego); **Total** (16-1).



DREW BREES

Quarterback
6-0, 209
5th NFL Season
5th with Chargers

Purdue
DOB: 1/15/79
Draft 2 - '01
Austin, Tex.

9

Drew Brees was the NFL's feel-good story in 2004. Brees silenced the critics and had a Pro Bowl season, leading the Chargers to a 12-4 record and their first AFC West title since 1994. He earned a host of awards following the season, the most notable being the Associated Press Comeback Player of the Year Award.



Brees was simply fantastic in 2004. He threw 27 touchdown passes and only seven interceptions. No quarterback in team history had ever finished a season with more than 20 touchdown passes and less than 10 interceptions. His 27 touchdown passes tied for third-most in a single season in team history, and they were the most in a single season by a Chargers quarterback since Dan Fouts threw 27 in 1985.

The only quarterbacks to finish the season with a better touchdown-to-interception ratio than Brees (3.86-to-1) were Indianapolis' Peyton Manning, who threw 49 touchdowns and 10 interceptions (4.9-to-1) and Philadelphia's Donovan McNabb, who threw 31 touchdowns and eight interceptions (3.88-to-1).

Brees set a team record and finished third in the NFL with a passer rating of 104.8. He became the first quarterback in team history to record a season passer rating over 100.0, easily surpassing the previous team mark of 93.6, set by Dan Fouts in 1982.

Brees' 2004 passer rating demonstrated a whopping 37.3-point improvement over his 67.5 rating of 2003. That increase was the greatest improvement from one sea-

son to the next by any quarterback in NFL history. Former Oakland Raiders signal-caller Ken Stabler previously held that distinction, increasing his rating 36.0 points, from a 67.4 rating in 1975 to a 103.4 rating in 1976.

Already the team record holder for career completion percentage (.613), Brees' completion mark in 2004 (.655) fell just shy of Mark Hermann's single-season completion percentage record (.657) set in 1985. Brees was especially accurate during a midseason stretch when he set a team record by throwing 194 consecutive passes without an interception. The streak began on Oct. 17 and didn't end until Dec. 5. In between picks, Brees played five full games and went 23 full quarters and 363 game minutes without throwing an interception.

That streak is all the more impressive when you consider that in 2003 his interceptions outnumbered his touchdown passes 15 to 11. In 2004, he threw just seven interceptions while tossing 27 touchdown passes. Brees threw just five interceptions in his last 364 pass attempts of the '04 season.

One of the areas that Brees showed the most improvement in 2004 was inside the "Gold Zone" (20-yard line). His 114.7 passer rating in the Gold Zone was second in the NFL behind Philadelphia's Donovan McNabb (118.0). Brees' 114.7 rating in 2004, when he completed 40 of 60 for 352 yards with 20 touchdowns and one interception, showed an increase of 64.7 points over his Gold Zone rating in 2003, when he was just 19 of 47 for 104 yards with four touchdowns and three interceptions for a rating of 50.0.

VETERANS & RETURNING PLAYERS

Continued next page

While Brees was extremely efficient in the passing game, he did discover that one of the quickest ways to put points on the board was with the deep ball. During a three-game stretch from Dec. 12-26, Brees threw the three longest touchdown passes of his career, all over 70 yards. He became the first quarterback in team history to throw a 70-yard touchdown pass in three consecutive games, and he was the first NFL quarterback to do it since Craig Morton of the Dallas Cowboys in 1970. Brees' longest was a 79-yard touchdown pass to Eric Parker against Tampa Bay on Dec. 12.

Brees also demonstrated a knack for the big finish in 2004. He ended the season as the NFL's third-leading passer in the fourth quarter, completing 49 of 78 for 642 yards with six touchdowns and one interception for a rating of 109.0. Brees was at his best on Nov. 28 at Kansas City when he completed all 11 of his fourth-quarter pass attempts for 163 yards and two touchdowns. This led the Chargers to a 34-31 win that ended a seven-game losing streak at Arrowhead Stadium.

Brees was equally adept converting on third downs in 2004. As a passer, he completed 72 of 117 for 872 yards with nine touchdowns and two interceptions for a rating of 102.9, which is fifth-best in the NFL. As a rusher, his number was called 11 times on third-down-and-one plays, and he converted all 11 times, tied for the highest percentage in the league.

When the dust of the season settled, Drew and his wife, Brittany, were able to enjoy the rewards that go along with a successful season. They attended the Pro Bowl, where Drew helped lead the AFC to a 38-27 victory. He brought along his quarterbacks coach Brian Schottenheimer and his wife, Gemmi, as well as tight end Justin Peelle and his wife, Sara. From Hawaii, the Brees' traveled to Australia for a three-week vacation. During the trip Down

Under, they went diving on the Great Barrier Reef, played golf, went surfing, visited several wineries and attended a professional rugby match.

The Brees' enjoy traveling to exotic locales. In 2003, they honeymooned in Tahiti and last February, they spent two weeks in Africa where they rode on several safaris, went diving with great white sharks, attended a rugby match, toured African wineries and visited the jail where former South African President Nelson Mandela was imprisoned.

At home, Brees enjoys a wide range of sports including baseball and golf. A short-stop through high school, Drew has been invited to take batting practice with the San Diego Padres a couple of times. In June, he traveled to Omaha, Nebraska to watch his younger brother, Reid, play in the College World Series for the Baylor Bears. Reid was a senior in 2005 who played in the outfield and batted cleanup. It was Baylor's first trip to the CWS since 1978. On the links, Drew was invited to play in the 2005 Buick Open Pro-Am with John Daly and the Bob Hope Chrysler Classic Pro-Am with Jesper Parnevik. He also hosted a golf tournament in April 2005 at the Crosby National Golf Course in Rancho Santa Fe to benefit the Brees Dream Foundation. The tournament raised more than \$100,000.



One of the events staged by his foundation was the Brees Gridiron Classic at Qualcomm Stadium last December. The one-day event featured four games between teams from Pop Warner and American Youth Football. Brees' foundation provided use of the stadium and took care of all of the costs associated with the event. In June, Drew hosted the Brees on the Seas Fishing for a Cure in which he took a group of kids who are terminally ill with cancer on a day-long ocean fishing trip in San Diego.

TRANSACTION HISTORY: Second-round draft choice (32) by San Diego, April 21, 2001.

2004: Pro Bowl quarterback...Comeback Player of Year by Associated Press, Sports Illustrated.com and Dallas Morning News...Most Improved Player of Year by Pro Football Weekly/Pro Football Writers of America, CBS Sports-Line.com and FoxSports.com...second-team All-Pro by Pro Football Weekly, Football Digest and College & Pro Football Newsweekly...Chargers Most Valuable

Player and Most Inspirational Player ...Chargers Alumni Player of Week after completing 17 of 24 for 209 yards with two touchdowns while leading team to victory at Houston in season opener Sept. 12...touchdowns included 36-yard pass to Reche Caldwell and game-winning 19-yard pass to Eric Parker with 8:34 remaining in fourth quarter...perfect 6 of 6 for 81 yards and touchdown in fourth quarter...completed 7 of 11 for 96 yards and touchdown on third downs...pulled from game in fourth quarter against New York Jets Sept. 19 due to

VETERANS & RETURNING PLAYERS



effects of concussion from late hit in third quarter...threw 33-yard touchdown pass to Reche Caldwell on final drive before being removed from game...caught 38-yard pass from LaDainian Tomlinson on trick play at Denver Sept. 26...reception helped set up Nate Kaeding field goal...scored touchdown on one-yard quarterback sneak vs. Broncos...career-best 80 percent completion percentage in 38-17 win against Tennessee

Oct. 3, completing 16 of 20 for 206 yards and three touchdowns... tied for second-highest completion percentage in team history based on minimum of 20 attempts ...tied career high with three touchdown passes that covered 11 yards to Antonio Gates, 10 yards to Justin Peelle and 58 yards to Reche Caldwell ...threw touchdowns of one and 11 yards to Antonio Gates against Jacksonville Oct. 10... completed 74 percent of passes (23 of 31) for 227 yards with one touchdown and one interception at Atlanta Oct. 17... touchdown pass covered 17 yards to Eric Parker at end of first half... named

AFC Offensive Player of Week and FedEx Air NFL Player of Week

after setting team record by completing 88 percent of his passes, going 22 of 25 for 281 yards and career-high five touchdowns against Oakland Oct. 31...finished game with career-high passer rating of 153.1...two of three incomplete passes against Oakland were balls thrown away...five touchdown passes tied for second-most in team history...first player to throw for five scores in game since Dan Fouts tossed five at Baltimore Dec. 26, 1982...marked fifth time Chargers quarterback threw at least five touchdowns in game...opened Raiders game by completing first eight passes for 108 yards and one touchdown...scoring passes covered 17 yards to Justin Peelle, 13 yards to Keenan McCardell, 23 yards to Tim Dwight, and five yards and one yard to Antonio Gates...also had season-long 22-yard run during drive that ended with Gates' second touchdown catch...named **FedEx Air**

NFL Player of Week after throwing four touchdown passes against New Orleans Nov. 7...nine touchdown passes in two games combined is most-ever by Chargers quarterback in two game stretch...completed 22 of 36 for 257 yards versus Saints...threw three touchdown passes to Antonio Gates covering 12, seven and two yards, and one to Kassim Osgood covering 12 yards...went 18 of 34 for 226 yards with



In January, Brees appeared on Wheel of Fortune during NFL Players Week. He and San Diego's Jenn Cotel, won \$12,400 for The Brees Dream Foundation. Getty Images

one touchdown and no interceptions at Oakland Nov. 21...extended streak of pass attempts without interception to 156, third-longest in team history...surpassed previous third-highest mark of 152 shared by John Friesz and Doug Flutie...scored touchdown on six-yard run and threw 11-yard touchdown pass to Antonio Gates...completed seven of 12 for 112 yards and touchdown on third-down against Raiders...passed for career-high 378 yards in 34-31 win at Kansas City Nov. 28...win snapped Chargers seven-game losing streak at Arrowhead Stadium...completed 28 of 37 with two touchdowns and no interceptions against Chiefs to run streak of attempts without interception to team-record of 193...threw touchdown passes of 18 and 11 yards to Antonio Gates in fourth quarter...set career high for passing yards on 11-yarder to Gates which tied game 31-31 with 6:22 remaining...on same scoring drive,

VETERANS & RETURNING PLAYERS

Continued next page

completed season-long 65-yard pass to Kassim Osgood with team backed up to its own 19-yard line and facing second-down-and-22...tied Fouts' record for consecutive passes without interception of 168 on third-down-and-15 conversion to Gates in second quarter...finished game by completing 12 consecutive passes...was perfect 11 of 11 for 163 yards and two touchdowns in final quarter...also set season highs with eight rushes for 23 yards against Kansas City, including nine-yard scamper on third-down-and-four to help set up Nate Kaeding's game-winning field goal late in game...threw interception on second play of game against Denver Dec. 5 to end team-record streak of consecutive passes without interception at 194...held to season-low 106 yards passing by Broncos...threw career-long 79-yard touchdown pass to Eric Parker against Tampa Bay Dec. 12...was one of two touchdowns against Bucs with other covering 19 yards to Kassim Osgood...threw and completed fewest passes of career going four of six for 85 yards with one touchdown at Cleveland Dec. 19 in game played in snow-storm with wind chill of -10 degrees...touchdown pass covered 72 yards to Antonio Gates...passed for 290 yards and three touchdowns at Indianapolis Dec. 26...touchdowns covered 74 yards to Tomlinson, 19 yards to Parker and four yards to Gates...became first NFL quarterback since Craig Morton of Dallas in 1970 to throw 70-yard touchdown passes in three consecutive games...raised season touchdown total to 27, tied for third-most in team history...intercepted once by Colts on final offensive play of fourth quarter...did not play Week 16 vs. Kansas City...passed for 319 yards and two touchdowns in Wild Card Playoff game against New York Jets...threw game-tying one-yard touchdown pass to Antonio Gates with 11 seconds left in fourth quarter to force overtime...drew roughing passer penalty against Jets' Eric Barton on previous fourth-down play which gave San Diego new set of downs to set up touchdown...threw 26-yard touchdown pass to Keenan McCardell in back of end zone for 7-0 lead in second quarter...two touchdown passes tied for second-most in playoff game in team history...completed 31 of 42 (.738) to set team records for completion percentage in game (min. 10 att.) and career (min. 40 att.)...opened game by completing first eight passes and went five of five for 61 yards on McCardell touchdown drive...31 completions were second-most in game in team postseason history...completed both pass

attempts for 58 yards in Pro Bowl Feb. 13...led AFC offense on six-play, 71-yard fourth-quarter drive for final points in 38-27 victory. **2003:** Caught 21-yard touchdown pass from LaDainian Tomlinson at Oakland Sept. 28...was first career touchdown catch...completed seven of 15 for 49 yards with one interception before being lifted in fourth quarter for Doug Flutie at Chicago Nov. 2...did not play Weeks 9-13...returned to starting lineup against Green Bay Dec. 14 after being benched for five games and passed for career-high 363 yards and two touchdowns...scoring passes covered seven and career-long 68 yards to LaDainian Tomlinson...rushed for season-high 25 yards in Green Bay game...threw one interception and lost two fumbles against Packers which led to 10 points...rallied Chargers from 17-3 halftime deficit to take 21-17 lead in fourth quarter before Packers scored 21 unanswered points for victory...was first 300-yard game of season and fourth of career...completed 16 of 26 for 198 yards with one touchdown and two interceptions at Pittsburgh Dec. 21 before being lifted in fourth quarter for Flutie...lone touchdown was 57-yard pass to Kassim Osgood...interceptions led to 10 Steelers points, including 25-yard interception return for touchdown by Deshaea Townsend...also lost fumble after being sacked which led to Pittsburgh touchdown. **2002:** Completed 15 of 19 (.789) for 160 yards with two touchdowns and no interceptions at Cincinnati Sept. 8...was highest completion percentage by quarterback making first professional start since Rob Johnson completed 20 of 24 (.833) for Jacksonville in 1997...threw first-career interception against Houston Sept. 15 to end string of 66 completions without pick to open career...threw season-long 52-yard touchdown pass to Curtis Conway against New England Sept. 29...passed for 104 yards in victory over Patriots, fewest by Chargers quarterback in victory since Jim Harbaugh and Erik Kramer combined for 92 yards in 21-14 win over Kansas City Oct. 3, 1999...passed for 319 yards against Kansas City Oct. 13 and led game-winning drive in final 2:24 of fourth quarter during which he completed six of seven passes for 71 yards, including two-yard touchdown pass to Reche Caldwell...lone incomplection was ball intentionally thrown away...had outstanding fourth quarter against Chiefs, completing 13 of 15 for 132 yards and two touchdowns...led offense on four consecutive touchdown drives to end game...scored first career rushing touchdown at Oakland Oct.



20...led game-winning drive in overtime against Oakland in which he completed two third-down passes to Tim Dwight for 25 and 11 yards...set then-career highs with 336 yards, 29 completions and 50 pass attempts vs. San Francisco Nov. 17...threw two touchdowns, including game-tying one-yard pass to Fred McCrary with 31 seconds left in fourth quarter...led Chargers back from 10-point deficit in final 7:38 of fourth quarter to tie game and send to overtime...completed three of four passes for 39 yards on game-winning drive in overtime...was second 300-yard game of season...went 13 of 24 for 148 yards at Buffalo Dec. 15 before being relieved by Doug Flutie in the fourth quarter...sacked three times by Bills, which tied for most in game this season...rallied Chargers from 21-6 third-quarter deficit at Kansas City Dec. 22 before falling to Chiefs on field goal with only one minute remaining...led team on three scoring drives to erase deficit (two touchdowns and one field goal) during which he completed 12 of 13 passes for 153 yards and two touchdown passes...was nine of nine for 102 yards on those two touchdown drives...led team into Kansas City territory on final drive of game before Reche Caldwell fumble sealed win for Chiefs...capped off season with career-high three touchdown passes against Seattle Dec. 29...passed for 332 yards against Seahawks. **2001:** Played in first-career game against Kansas City Nov. 4...completed 15 of 27 passes for 221 yards with one touchdown...rallied team from 19-0 third-quarter deficit and threw 20-yard touchdown pass to Freddie Jones that gave team brief 20-19 lead late in game...was first-career touchdown pass...did not play Weeks 1-7 and 9-16.

COLLEGE: Heisman Trophy finalist in 1999 and 2000...won Maxwell Award as nation's outstanding player of year in 2000...finalist for Davey O'Brien Award as nation's top quarterback in 1999 and 2000...left Purdue as Big Ten and school's all-time leader in passing yards (11,792), touchdown passes (90), total offensive yards (12,693), completion percentage (.611), completions (1,026) and attempts (1,678)...ranked fourth in NCAA record books for total offense, com-

pletions and attempts...led Boilermakers to 2000 Rose Bowl, school's first appearance in Pasadena for New Year's Day game since 1967...only player in conference history to throw for more than 500 yards in game twice in his career...also added seven 400-yard passing games and 16 300-yard efforts...tied former Wisconsin Badger Ron Dayne's conference record of eight Big Ten Player of Week awards...as senior became first Purdue player since quarterback Mark Herrmann (1980) to receive coveted *Chicago Tribune's* Silver Football given to Big Ten's Most Valuable Player...named Big Ten Conference Player of Year in 1998 and 2000...named all conference three consecutive years (1998-2000)...as senior named Academic All-America Player of Year, first Boilermaker since Bruce Brineman (1989) to earn national academic honors...earned All-Big Ten and All-District V academic honors...team most valuable player and recipient of school's Leonard Wilson Award for unselfishness and dedication...fourth in Heisman Trophy balloting following junior season...was first recipient of Socrates Award recognizing nation's finest athlete in terms of academics, athletics and community service...selected Purdue's Male Athlete of Year his junior and senior seasons...received Big Ten Conference Medal of Honor in 2001...chosen for school's Mortar Board in 1999...member of Purdue's Sigma Chi fraternity...played at Purdue from 1996-2000...earned degree in industrial management and manufacturing...graduated with 3.40 GPA.

PERSONAL: Born Jan. 15, 1979 in Austin, Texas...Texas Class 5A Most Valuable Player in 1996...led Westlake High School in Austin to 16-0 record and State 5A (big schools) title as senior...was 28-0-1 as two-year starter...lettered in basketball and baseball...father, Chip, played freshman basketball at Texas A&M and grandfather, Ray Akins, is third-winningest high-school football coach in Texas...uncle, Marty Akins, was three-year starting quarterback and All-America at Texas (1975-77)...married, Britany...resides in San Diego.

VETERANS & RETURNING PLAYERS

Year	Team	Passing						Sacks-Lost	Pass Rating	
		G-S	Att.-Comp.	Yards	Pct.	TD	Int.			Long
2001	San Diego	1-0	27-15	221	.556	1	0	40	2-12	94.8
2002	San Diego	16-16	526-320	3,284	.608	17	16	521	24-180	76.9
2003	San Diego	11-11	356-205	2,108	.576	11	15	68t	21-178	67.5
2004	San Diego	15-15	400-262	3,159	.655	27	7	79t	18-131	104.8
	Totals	43-42	1,309-802	8,772	.613	56	38	79t	65-501	83.2
	Postseason	1-1	42-31	319	.738	2	1	44	2-11	101.2

Continued next page

Drew Brees, *continued*

Year	Team	Rushing				Receiving			
		Att.-Yds.	Avg.	Long	TD	Att.-Yds.	Avg.	Long	TD
2001	San Diego	2-18	9.0	13	0	0-0	0.0	0	0
2002	San Diego	38-130	3.4	15	1	0-0	0.0	0	0
2003	San Diego	21-84	4.0	18	0	1-21	21.0	21t	1
2004	San Diego	53-85	1.6	22	2	1-38	38.0	38	0
	Totals	114-317	2.8	22	3	2-59	29.5	38	1
	Postseason	5-17	3.4	7	0	0-0	0.0	0	0

Single-game Highs

- Attempts — 50, vs. San Francisco, Nov. 17, 2002
- Completions — 29, vs. San Francisco, Nov. 17, 2002
- Yards — 378, at Kansas City, Nov. 28, 2004
- Passing Touchdowns — 5, vs. Oakland, Oct. 31, 2004
- Interceptions — 3, three times, Last: vs. Miami, Oct. 27, 2003
- Long — 79t, vs. Tampa Bay, Dec. 12, 2004
- Completion Percentage — .880, vs. Oakland, Oct. 31, 2004
- Rushing Attempts — 8, at Kansas City, Nov. 28, 2004
- Rushing Yards — 27, vs. Kansas City, Oct. 13, 2002
- Rushing Long — 22, vs. Oakland, Oct. 31, 2004
- Rushing Touchdowns — 1, three times, Last: at Oakland, Nov. 21, 2004

300-Yard Passing Games (6)

Date	Opponent	W-L	Att.-Comp.	Yards	Pct.	TD	Int.	Long
10/13/02	Kansas City*	W	41-28	319	.683	2	2	29
11/17/02	San Francisco*	W	50-29	336	.580	2	1	47
12/29/02	Seattle*	L	49-27	332	.551	3	1	31t
12/14/03	Green Bay*	L	48-28	363	.583	2	1	68t
11/28/04	at Kansas City*	W	37-28	378	.757	2	0	65
01/08/05	New York Jets*+	L	42-31	319	.738	2	1	44

2004 Game-By-Game Passing

Date	Opponent	Att.-Comp.	Yards	Pct.	TD	Int.	Long	Sacks-Lost
09/12	at Houston*	24-17	209	.708	2	0	36t	1-7
09/19	New York Jets*	19-8	146	.421	1	2	59	1-7
09/26	at Denver*	29-14	121	.483	0	0	17	4-30
10/03	Tennessee*	20-16	206	.800	3	0	58t	1-8
10/10	Jacksonville*	26-17	211	.654	2	0	54	0-0
10/17	at Atlanta*	31-23	227	.742	1	1	23	1-4
10/24	at Carolina*	32-21	196	.656	0	0	23	1-8
10/31	Oakland*	25-22	281	.880	5	0	29	1-8
11/07	New Orleans*	36-22	257	.611	4	0	31	1-7
11/21	at Oakland*	34-18	226	.529	1	0	28	0-0
11/28	at Kansas City*	37-28	378	.757	2	0	65	1-7
12/05	Denver*	27-14	106	.519	0	1	30	2-20
12/12	Tampa Bay*	23-17	220	.739	2	2	79t	2-14
12/19	at Cleveland*	6-4	85	.667	1	0	72t	1-2
12/26	at Indianapolis*	31-21	290	.677	3	1	74t	1-9
01/02	Kansas City	Inactive						
01/08	New York Jets*+	42-31	319	.738	2	1	44	2-11

2003 Game-By-Game Passing

Date	Opponent	Att.-Comp.	Yards	Pct.	TD	Int.	Long	Sacks-Lost
09/07	at Kansas City*	33-18	202	.545	2	2	23	3-34
09/14	Denver*	41-20	182	.488	1	1	23t	0-0
09/21	Baltimore*	45-28	270	.622	0	3	40	1-13
09/28	at Oakland*	31-21	187	.677	1	1	37	0-0
10/05	at Jacksonville*	41-24	296	.585	3	0	46t	4-19
10/19	at Cleveland*	18-9	74	.500	0	1	17	1-13
10/27	Miami*	30-19	190	.633	0	3	28	6-44
11/02	at Chicago*	15-7	49	.467	0	1	10	0-0
11/09	Minnesota	Did Not Play						
11/16	at Denver	Did Not Play						
11/23	Cincinnati	Did Not Play						
11/30	Kansas City	Did Not Play						
12/07	at Detroit	Did Not Play						
12/14	Green Bay*	48-28	363	.583	2	1	68t	2-27
12/21	at Pittsburgh*	26-16	198	.615	1	2	57t	1-5
12/28	Oakland*	28-15	97	.536	1	0	28	3-23

VETERANS & RETURNING PLAYERS

Veterans & Returning Players

2002 Game-By-Game Passing

Date	Opponent	Att.-Comp.	Yards	Pct.	TD	Int.	Long	Sacks-Lost
09/08	at Cincinnati*	19-15	160	.789	2	0	30	1-0
09/15	Houston*	28-15	163	.536	1	1	35t	2-20
09/22	at Arizona*	31-17	181	.548	0	1	21	2-17
09/29	New England*	18-10	104	.556	1	0	52t	0-0
10/06	at Denver*	42-26	235	.619	1	2	30	0-0
10/13	Kansas City*	41-28	319	.683	2	2	29	1-7
10/20	at Oakland*	25-16	170	.640	2	0	31	2-9
11/03	New York Jets*	35-22	192	.629	1	2	26	2-22
11/10	at St. Louis*	20-12	139	.600	0	2	26	1-9
11/17	San Francisco*	50-29	336	.580	2	1	47	0-0
11/24	at Miami*	22-15	107	.682	0	1	23	3-27
12/01	Denver*	41-27	217	.659	0	0	30	1-3
12/08	Oakland*	41-22	239	.537	0	3	28	2-13
12/15	at Buffalo*	24-13	148	.542	0	0	42	3-20
12/22	at Kansas City*	40-26	242	.650	2	0	32	1-7
12/29	Seattle*	49-27	332	.551	3	1	31t	3-26

2001 Game-By-Game Passing

Date	Opponent	Att.-Comp.	Yards	Pct.	TD	Int.	Long	Sacks-Lost
09/09	Washington	Did Not Play						
09/23	at Dallas	Did Not Play						
09/30	Cincinnati	Did Not Play						
10/07	at Cleveland	Did Not Play						
10/14	at New England	Did Not Play						
10/21	Denver	Did Not Play						
10/28	Buffalo	Did Not Play						
11/04	Kansas City	27-15	221	.556	1	0	40	2-12
11/11	at Denver	Did Not Play						
11/18	at Oakland	Did Not Play						
11/25	Arizona	Did Not Play						
12/02	at Seattle	Did Not Play						
12/09	at Philadelphia	Did Not Play						
12/15	Oakland	Did Not Play						
12/23	at Kansas City	Did Not Play						
12/30	Seattle	Did Not Play						

* Denotes starter

+ Denotes postseason game

VETERANS & RETURNING PLAYERS



SEAN BREWER

Tight End
6-4, 255
4th NFL Season
1st with Chargers

San Jose State
DOB: 10/5/77
Free Agent - '05
Riverside, Calif.

49

Sean Brewer, a native of Riverside, California, signed with the Chargers in May.

He enjoys spending time at home with his wife and daughter. His wife, Jaimianne, is a high school soccer coach in Riverside. She is a former collegiate soccer player who met Sean while they were both at San

Jose State. Sean is a true handyman and enjoys working around the new house the couple recently purchased in Riverside.

Sean is active in the community and uses the platform as a professional football player to speak to kids about life skills and the dangers associated with drugs.

TRANSACTION HISTORY: Third-round draft choice (66) by Cincinnati, April 21, 2001...waived by Bengals, Aug. 31, 2003...claimed off waivers by Atlanta, Sept. 1, 2003...waived by Falcons, June 30, 2004...signed with Washington, July 21, 2004...

waived by Redskins, Aug. 2, 2004...signed with Chargers, May 13, 2005.

2004: Did not play. **2003:** Played in nine games primarily on special teams with spot duty as reserve tight end. **2002:** Started first

Continued next page

Sean Brewer, continued

three games before injuring knee at Atlanta Sept. 22...underwent arthroscopic surgery and placed on "Reserve-Injured" list Nov. 5. **2001:** Suffered severe groin injury during training camp...missed preseason and placed on "Reserve-Injured" list Sept. 2.

COLLEGE: Named team MVP as senior...finished career with 56 receptions for 580 yards and five touchdowns...played

at Riverside (Calif.) Junior College in 1997 and San Jose State from 1998-2000...majored in business management.

PERSONAL: Born Oct. 5, 1977 in Riverside, California...lettered in football, baseball and basketball at Poly High School in Riverside...married, Jaimianne...daughter, Calianne...expecting second child in August 2005...resides in San Diego.

Year	Team	G-S	Receiving			
			No.-Yds.	Avg.	Long	TD
2001	Cincinnati	0-0	Reserve-Injured (groin)			
2002	Cincinnati	3-2	0-0	0.0	0	0
2003	Atlanta	9-0	0-0	0.0	0	0
Totals		12-2	0-0	0.0	0	0

Additional Statistics

Special Teams Tackles — 2002, 1.

VETERANS & RETURNING PLAYERS



ROBB BUTLER

Safety
6-0, 207
1st NFL Season
2nd with Chargers

Robert Morris
DOB: 9/14/81
Free Agent - '04
Pittsburgh, Pa.

45

Robb Butler was a pleasant surprise for the Chargers in 2004. He arrived unheralded from Robert Morris University, earned a spot on the practice squad and cracked the active roster for the final five weeks of the season and the Bolts' Wild Card Playoff Game. Butler showed his versatility last season by lining up at cornerback and safety, while also returning two kickoffs. This year, he'll again be evaluated as a kick and punt returner.

Butler enjoys spending time with his wife Courtney and the couple's two chil-

dren, Alexis and Amoni. They were expecting their third child in July. He is active in the Bayview Baptist Church and believes it is his post-football calling in life to become a preacher. Robb is active in the community, lending his time to feeding the homeless and speaking to local youth.

Robb also enjoys reading books about spirituality and success. He recently read Martin Fridson's best seller about Donald Trump, "Think Like a Billionaire."



TRANSACTION HISTORY: Signed with San Diego as undrafted rookie, May 4, 2004...waived by Chargers, Sept. 5, 2004...signed to Chargers practice squad Sept. 7, 2004...signed to Chargers active roster Nov. 20, 2004.

2004: Returned two kickoffs for 35 yards against Kansas City Jan. 2...spelled injured Terrence Kiel and Clinton Hart for brief period at strong safety in Wild Card Playoff game against New York Jets Jan. 8.

COLLEGE: Team's second-leading tackler with 84 stops as senior in 2003...played wide receiver as junior and led squad with 459 yards...played at Robert Morris from 2002-03...played defensive back at University of Pittsburgh from 1999-2000...majored in marketing.

PERSONAL: Born Sept. 14, 1981 in Pittsburgh, Pennsylvania...prepped at Pittsburgh's Perry High School...resides in San Diego.

Year	Team	G-S	Tack.-Asst.	Total	Sacks-Yds.	Int.-Yds.	Long	TD	Pass		Fumbles	
									Def.	For.-Rec.	Def.	For.-Rec.
2004	San Diego	5-0	3-1	4	0-0	0-0	0	0	0	0	0-0	0-0
	Postseason	1-0	0-0	0	0-0	0-0	0	0	0	0	0-0	0-0

Year	Kickoff Returns			
	No.-Yds.	Avg.	Long	TD
2004	2-35	17.5	24	0

Single-game Highs

Tackles — 2, at Cleveland, Dec 19, 2004

Additional Statistics

Special Teams Tackles — 2004, 3.

**RECHE CALDWELL**

Wide Receiver
6-0, 215
4th NFL Season
4th with Chargers

Florida
DOB: 3/28/79
Draft 2B - '02
Tampa, Fla.

82

Reche (REE-Shay) Caldwell is ready to shake the injury bug once and for all.

After missing a portion of the 2003 season due to an assortment of injuries, Caldwell set out to get bigger and stronger. He worked with a local trainer and participated in the team's offseason workout program. A stringent regimen allowed him to add nearly 20 pounds to his frame as he bulked up to a solid 215 pounds. The extra weight was paying dividends and Caldwell was off to a solid start in 2004 when he suffered a knee injury during a routine play against the Atlanta Falcons in the Georgia Dome. The injury was serious enough that it required surgery and cost him the balance of the '04 season.

Aside from his work in the weight room, Caldwell has also worked on improving his hand-eye coordination. To stay sharp, he invested \$1,700 to purchase a JUGS pass-catching machine for the back yard of his Chula Vista home. Reche often calls upon one of his friends in the neighborhood to stop by the house and feed balls

into the machine so that he can work on his trade as a receiver.

Caldwell enjoys restoring classic cars. It is an interest he acquired growing up in Tampa, Florida. Caldwell owns five Chevy Impala classic cars: two 1972s (one convertible and one hard top) a '73, a '74 and a '96. Caldwell's other interests include basketball, movies and challenging his teammates in the latest video games.

Caldwell is the product of an athletic family. Reche played baseball through high school and was good enough to be drafted by the Cincinnati Reds in the 37th round following his senior year at Jefferson High School in Tampa, Florida. His younger brother, Andre, is also a talented athlete. Andre is a college junior who plays wide receiver and returns kicks at Reche's alma mater, the University of Florida.

In July, Reche married his longtime girlfriend, Sheron Patterson. He proposed in February while they were in Jacksonville, Florida for Super Bowl XXXIX.



TRANSACTION HISTORY: Second-round draft choice (48) by Chargers, April 20, 2002.

2004: Caught 36-yard touchdown pass in season opener at Houston Sept. 12...tied career high with four catches for 65 yards against Texans...caught 33-yard touchdown pass in fourth quarter against New York Jets Sept. 19...**Chargers Alumni Player of Week** after catching two longest passes of his career against Tennessee Oct. 3, including 58-yard touchdown catch in fourth quarter to put game out of reach in 38-17 victory...also had 49-yard catch in first quarter to help set up LaDainian Tomlinson 15-yard

touchdown run...finished Titans game with three catches for 110 yards, his first-career 100-yard game...injured knee on first offensive series at Atlanta Oct. 17 and did not return to game...placed on "Reserve-Injured" list Oct. 19 due to knee injury. **2003:** Surgery Sept. 15 on fractured left wrist suffered in game against Denver Sept. 14...emergency quarterback against Miami Oct. 27 but did not play...returned to action at Chicago Nov. 2 but left game early due to mild concussion...72-yard touchdown catch negated due to illegal touch penalty at Detroit Dec. 7...season-high four catches against Green Bay Dec. 14...inactive Weeks

Continued next page

Reche Caldwell, continued

15-16 due to hamstring injury. **2002:** Caught first career touchdown pass to win game against Kansas City Oct. 13 from two yards out with 14 seconds remaining in fourth quarter...made acrobatic nine-yard scoring catch on ball thrown behind him at Oakland Oct. 20...had season-long 39-yard kickoff return versus Raiders...caught four-yard touchdown pass against San Francisco Nov. 17...started first career game against Denver Dec. 1.

COLLEGE: Honorable mention All-America choice by *Football News* and second-team All-Southeastern Conference pick...as

junior, became only ninth player in school history to gain more than 1,000 yards receiving...entered NFL Draft following junior season...redshirted in 1998...played at Florida from 1998-2001...majored in leisure service management.

PERSONAL: Born March 28, 1979 in Tampa, Florida...*PrepStar* All-America at Jefferson High School in Tampa...state 5A Player of Year in 1996 as junior...first-team all-state in 1996 and second-team in 1997...District MVP in 1996 and 1997...has daughter, Recheyla...resides in San Diego.

Year	Team	G-S	Receiving				Rushing			
			No.-Yds.	Avg.	Long	TD	No.-Yds.	Avg.	Long	TD
2002	San Diego	16-2	22-208	9.5	26	3	2-9	4.5	6	0
2003	San Diego	9-4	8-80	10.0	15	0	5-39	7.8	14	0
2004	San Diego	6-6	18-310	17.2	58t	3	4-45	11.3	20	0
Totals		31-12	48-598	12.5	58t	6	11-93	8.5	20	0

Year	Kickoff Returns				Punt Returns				
	No.-Yds.	Avg.	Long	TD	No.-Yds.	FC	Avg.	Long	TD
2002	9-220	24.4	39	0	2-(-2)	0	-1.0	0	0

Year	Passing				Sacks-Lost	Pass Rating
	Att.-Comp.	Yards	Pct.	TD		
2002	1-1	20	1.000	0	0	118.8

Single-game Highs

- Receptions — 4, five times, Last: vs. New York Jets, Sept. 19, 2004
- Receiving Yards — 110, vs. Tennessee, Oct. 3, 2004
- Receiving Long — 58t, vs. Tennessee, Oct. 3, 2004
- Receiving TDs — 1, six times, Last: vs. Tennessee, Oct. 3, 2004

Additional Statistics

Special Teams Tackles — 2002, 2.

100-Yard Receiving Games (1)

Date	Opponent	W-L	No.-Yds.	Avg.	Long	TD
10/03/04	Tennessee*	W	3-110	36.7	58t	1

2004 Game-By-Game

Date	Opponent	Receiving				Rushing			
		No.	Yards	Long	TD	No.	Yards	Long	TD
09/12	at Houston*	4	65	36t	1	0	0	0	0
09/19	New York Jets*	4	67	33t	1	0	0	0	0
09/26	at Denver*	3	39	16	0	0	0	0	0
10/03	Tennessee*	3	110	58t	1	1	20	20	0
10/10	Jacksonville*	3	20	9	0	2	13	9	0
10/17	at Atlanta*	1	9	9	0	1	12	12	0
10/24	at Carolina	Reserve-Injured							
10/31	Oakland	Reserve-Injured							
11/07	New Orleans	Reserve-Injured							
11/21	at Oakland	Reserve-Injured							
11/28	at Kansas City	Reserve-Injured							
12/05	Denver	Reserve-Injured							
12/12	Tampa Bay	Reserve-Injured							
12/19	at Cleveland	Reserve-Injured							
12/26	at Indianapolis	Reserve-Injured							
01/02	Kansas City	Reserve-Injured							
01/08	New York Jets+	Reserve-Injured							

VETERANS & RETURNING PLAYERS

Veterans & Returning Players

2003 Game-By-Game

Date	Opponent	Receiving				Rushing			
		No.	Yards	Long	TD	No.	Yards	Long	TD
09/07	at Kansas City*	2	29	15	0	1	14	14	0
09/14	Denver	0	0	0	0	0	0	0	0
09/21	Baltimore	Inactive (wrist)							
09/28	at Oakland	Inactive (wrist)							
10/05	at Jacksonville	Inactive (wrist)							
10/19	at Cleveland	Inactive (wrist)							
10/27	Miami	Did Not Play							
11/02	at Chicago	0	0	0	0	0	0	0	0
11/09	Minnesota*	1	12	12	0	1	5	5	0
11/16	at Denver*	1	14	14	0	0	0	0	0
11/23	Cincinnati*	0	0	0	0	1	3	3	0
11/30	Kansas City	0	0	0	0	0	0	0	0
12/07	at Detroit	0	0	0	0	1	5	5	0
12/14	Green Bay	1	25	12	0	1	12	12	0
12/21	at Pittsburgh	Inactive (hamstring)							
12/28	Oakland	Inactive (hamstring)							

2002 Game-By-Game

Date	Opponent	Receiving				Rushing			
		No.	Yards	Long	TD	No.	Yards	Long	TD
09/08	at Cincinnati	0	0	0	0	0	0	0	0
09/15	Houston	0	0	0	0	0	0	0	0
09/22	at Arizona	0	0	0	0	1	6	6	0
09/29	New England	0	0	0	0	0	0	0	0
10/06	at Denver	1	3	3	0	0	0	0	0
10/13	Kansas City	3	25	13	1	0	0	0	0
10/20	at Oakland	1	9	9t	1	0	0	0	0
11/03	New York Jets	0	0	0	0	0	0	0	0
11/10	at St. Louis	1	18	18	0	0	0	0	0
11/17	San Francisco	3	21	10	1	0	0	0	0
11/24	at Miami	2	17	10	0	0	0	0	0
12/01	Denver*	3	27	11	0	0	0	0	0
12/08	Oakland	0	0	0	0	0	0	0	0
12/15	at Buffalo	0	0	0	0	0	0	0	0
12/22	at Kansas City*	4	53	26	0	0	0	0	0
12/29	Seattle	4	35	15	0	1	3	3	0

* Denotes starter

+ Denotes postseason game

VETERANS & RETURNING PLAYERS



JACQUES CESAIRE

Defensive End
6-2, 295
3rd NFL Season
3rd with Chargers

So. Connecticut State
DOB: 8/30/80
Free Agent - '03
Gardner, Mass.

74

Jacques Cesaire (SEE-zair) proved that hard work pays off when he was inserted into the starting line-up for the final 13 games, including the playoffs, in 2004. That experience should pay dividends as he enters his third season with the Chargers.

Cesaire has four siblings and his Haitian-born parents are both nurses in his hometown of Gardner, Mass. Jacques' father, Carmy, had a bit of good fortune three years ago when he scratched a lottery ticket, only to discover that he had won \$1 million. Despite their new-found

wealth, both of Jacques' parents continue to work. He too has plans to continue working when his football-playing days come to an end. Jacques likes working with his hands and is planning to pursue a career in the construction field.

Jacques' interests include bowling, basketball, shooting pool, playing video games and spending time with his niece, Nadia.

Jacques' brother, Carmy, was the leading receiver as a senior in 2004 at Fitchburgh State, a Division III school in Fitchburgh, Mass.

Continued next page

In February, Jacques married the former Jill Murray, a recent Southern Connecticut

State graduate who earned degrees in teaching and psychology.

TRANSACTION HISTORY: Signed with Chargers as undrafted rookie, May 2, 2003.

2004: Recorded one-half sack in Tennessee game Oct. 3...started Weeks 5-16 and AFC Wild Card Playoff game...tallied career-high four tackles at Carolina Oct. 24...registered tackle for loss among three stops at Indianapolis Dec. 26...collected two stops in Wild Card Playoff game vs. New York.
2003: Inactive Weeks 1-12...played in first career game at Detroit Dec. 7...had 12-yard sack of Joey Harrington negated by defensive holding penalty...had tackle for loss among first three career tackles at Pittsburgh Dec. 21.

COLLEGE: All-America selection by American Football Coaches Association following senior season...named Northeast-10 Conference Defensive Lineman of Year...selected to play in Cactus Bowl all-star game...all-conference first-team pick as junior...finished career with 206 tackles including 54 tackles for loss and 21 sacks...forced four fumbles...played at Southern Connecticut State from 1998-2002...majored in history and political science.

PERSONAL: Born Aug. 30, 1980 in Worcester, Massachusetts...lettered in football, basketball and track at Gardner High School in Gardner, Mass...resides in San Diego.

Year	Team	G-S	Tack.-Asst.	Total	Sacks-Yds.	Int.-Yds.	Long	TD	Pass		Fumbles	
									Def.	For.-Rec.	For.-Rec.	For.-Rec.
2003	San Diego	4-0	1-2	3	0-0	0-0	0	0	0	0	0-0	0-0
2004	San Diego	16-12	18-6	24	0.5-0	0-0	0	0	3	0	0-0	0-0
Totals		20-12	19-8	27	0.5-0	0-0	0	0	3	0	0-0	0-0
Postseason		1-1	1-1	2	0-0	0-0	0	0	0	0	0-0	0-0

Single-game Highs

Tackles — 3, at Pittsburgh, Dec. 21, 2003
 Sacks — 0.5, Tennessee, Oct. 3, 2004

VETERANS & RETURNING PLAYERS



JESSE CHATMAN

Running Back
 5-8, 247
 4th NFL Season
 4th with Chargers

Eastern Washington
 DOB: 9/22/79
 Free Agent - '02
 Seattle, Wash.

24

Jesse Chatman proved in 2004 that he could be a capable backup to All-Pro LaDainian Tomlinson. With LT slowed for much of the season by a nagging groin pull, Chatman was called upon and saw the most extensive action of his NFL career. His season average of 6.0 yards per carry ranked second in the NFL among the league's top 50 rushers.

Chatman joined the Chargers in 2002 as an undrafted free agent. His first training camp proved to be a tumultuous one, as twice he was called back to Spokane, Washington to be with his son, Sahvere, who was suffering epileptic seizures. Despite the condition of his son, Jesse ended the 2002 preseason as the NFL's rushing leader and Head Coach Marty Schottenheimer presented him with a game ball following a preseason contest

against Seattle in which he had several long runs late in the game to preserve a 24-14 victory.

Throughout his career, Chatman has been a standout performer on special teams. In 2003, he tied for the team lead with 16 tackles and last season he ranked fifth with 10 stops.

Chatman enjoys spending time outdoors, whether it's a trip to the beach, a weekend of camping or going to a drive-in movie theater. He especially likes to watch movies from the front seat of his restored 1983 Chevy Cutlass Supreme.

Chatman follows an interesting ritual before every game. He wears an extra pair of socks inside-out underneath his game socks and puts his practice jersey underneath his game jersey as a reminder that he should play like he practices.

Veterans & Returning Players

TRANSACTION HISTORY: Signed with Chargers as undrafted rookie, April 26, 2002.

2004: Scored first-career touchdown on 21-yard run to seal victory over Tennessee Oct. 3...tied career high with three special teams tackles against Titans...**Chargers Alumni Player of Week** after first-career 100-yard game with 103 yards on 11 carries against Jacksonville Oct. 10...second- and third-longest runs of career during two-play, 72-yard drive in fourth quarter against Jaguars, rushing for 31 yards on first play and 41-yard touchdown on second...spelled Tomlinson late in Carolina contest Oct. 24 and had career-long 52-yard run followed by five-yard touchdown run three plays later for final points in 17-6 win over Panthers...filled in for injured Tim Dwight on kickoff returns against Tampa Bay Dec. 12 and had three returns for 70 yards including 35-yarder...rushed career-high 14 times at Cleveland Dec.

19...did not play against Kansas City Jan. 2...saw action on special teams in Wild Card Playoff game vs. New York Jets. **2003:** Tied for team lead with 16 special teams tackles...career-high three special teams tackles against Oakland Dec. 28. **2002:** Inactive Weeks 1-5 and 9.

COLLEGE: *Associated Press* I-AA All-America...Big Sky Conference Offensive Player of Year...first-team all-conference...fourth-highest I-AA single-season rushing total with 2,096 yards...finished career with 4,173 yards and 53 touchdowns...played at Eastern Washington from 1999-2001...majored in physical education.

PERSONAL: Born Sept. 22, 1979 in Houston, Texas...decorated running back at Franklin High School in Seattle...coached by former NFL running back Terry Metcalf...has son, Sahvere...resides in San Diego.

Year	Team	G-S	Rushing				Receiving			
			No.-Yds.	Avg.	Long	TD	No.-Yds.	Avg.	Long	TD
2002	San Diego	10-0	6-19	3.2	11	0	3-44	14.7	25	0
2003	San Diego	16-0	8-17	2.1	6	0	5-54	10.8	23	0
2004	San Diego	15-0	65-392	6.0	52	3	2-17	8.5	17	0
Totals		41-0	79-428	5.4	52	3	10-115	11.5	25	0
Postseason		1-0	0-0	0.0	0	0	0-0	0.0	0	0

Kickoff Returns

Year	No.-Yds.	Avg.	Long	TD
2003	2-31	15.5	23	0
2004	4-89	22.3	35	0
Totals	6-120	20.0	35	0

Single-game Highs

Rushing Attempts — 14, at Cleveland, Dec. 19, 2004
 Rushing Yards — 103, vs. Jacksonville, Oct. 10, 2004
 Rushing Long — 52, at Carolina, Oct. 24, 2004
 Receptions — 3, vs. Denver, Sept. 14, 2003
 Receiving Yards — 40, vs. Oakland, Dec. 8, 2003
 Receiving Long — 25, vs. Oakland, Dec. 8, 2003
 Kickoff Returns — 3, vs. Tampa Bay, Dec. 12, 2004
 Kickoff Return Yards — 70, vs. Tampa Bay, Dec. 12, 2004
 Kickoff Return Long — 35, vs. Tampa Bay, Dec. 12, 2004

Additional Statistics

Special Teams Tackles — **2002, 4; 2003, 16; 2004, 10; Total, 30.**
 Special Teams Fumble Recoveries — **2003, 1.**

100-Yard Rushing Games (1)

Date	Opponent	W-L	No.-Yds.	Avg.	Long	TD
10/10/04	Jacksonville	W	11-103	9.4	41†	1

2004 Game-By-Game

Date	Opponent	Rushing				Receiving			
		No.	Yards	Long	TD	No.	Yards	Long	TD
09/12	at Houston	0	0	0	0	0	0	0	0
09/19	New York Jets	3	10	4	0	0	0	0	0
09/26	at Denver	0	0	0	0	1	0	0	0
10/03	Tennessee	3	23	21†	1	0	0	0	0
10/10	Jacksonville	11	103	41†	1	1	17	17	0
10/17	at Atlanta	3	12	7	0	0	0	0	0
10/24	at Carolina	8	69	52	1	0	0	0	0
10/31	Oakland	12	69	16	0	0	0	0	0

Continued next page

VETERANS & RETURNING PLAYERS

Jesse Chatman, *continued*

2004 Game-By-Game, *cont.*

Date	Opponent	Rushing				Receiving			
		No.	Yards	Long	TD	No.	Yards	Long	TD
11/07	New Orleans	7	51	22	0	0	0	0	0
11/21	at Oakland	0	0	0	0	0	0	0	0
11/28	at Kansas City	0	0	0	0	0	0	0	0
12/05	Denver	2	7	5	0	0	0	0	0
12/12	Tampa Bay	0	0	0	0	0	0	0	0
12/19	at Cleveland	14	48	8	0	0	0	0	0
12/26	at Indianapolis	2	0	1	0	0	0	0	0
01/02	Kansas City	0	0	0	0	0	0	0	0
01/08	New York Jets+	0	0	0	0	0	0	0	0

2003 Game-By-Game


Date	Opponent	Rushing				Receiving			
		No.	Yards	Long	TD	No.	Yards	Long	TD
09/07	at Kansas City	0	0	0	0	0	0	0	0
09/14	Denver	0	0	0	0	3	38	23	0
09/21	Baltimore	1	1	1	0	0	0	0	0
09/28	at Oakland	4	10	5	0	0	0	0	0
10/05	at Jacksonville	0	0	0	0	0	0	0	0
10/19	at Cleveland	0	0	0	0	0	0	0	0
10/27	Miami	0	0	0	0	0	0	0	0
11/02	at Chicago	1	0	0	0	2	16	9	0
11/09	Minnesota	1	0	0	0	0	0	0	0
11/16	at Denver	0	0	0	0	0	0	0	0
11/23	Cincinnati	1	6	6	0	0	0	0	0
11/30	Kansas City	0	0	0	0	0	0	0	0
12/07	at Detroit	0	0	0	0	0	0	0	0
12/14	Green Bay	0	0	0	0	0	0	0	0
12/21	at Pittsburgh	0	0	0	0	0	0	0	0
12/28	Oakland	0	0	0	0	0	0	0	0

2002 Game-By-Game

Date	Opponent	Rushing				Receiving			
		No.	Yards	Long	TD	No.	Yards	Long	TD
09/08	at Cincinnati	Inactive							
09/15	Houston	Inactive							
09/22	at Arizona	Inactive							
09/29	New England	Inactive							
10/06	at Denver	Inactive							
10/13	Kansas City	0	0	0	0	0	0	0	0
10/20	at Oakland	0	0	0	0	0	0	0	0
11/03	New York Jets	0	0	0	0	0	0	0	0
11/10	at St. Louis	Inactive							
11/17	San Francisco	1	0	0	0	0	0	0	0
11/24	at Miami	4	18	11	0	0	0	0	0
12/01	Denver	0	0	0	0	0	0	0	0
12/08	Oakland	1	1	1	0	2	40	25	0
12/15	at Buffalo	0	0	0	0	0	0	0	0
12/22	at Kansas City	0	0	0	0	1	4	4	0
12/29	Seattle	0	0	0	0	0	0	0	0

+ Denotes postseason game

VETERANS & RETURNING PLAYERS



STEPHEN COOPER

Linebacker
6-1, 235
3rd NFL Season
3rd with Chargers

Maine
DOB: 6/19/79
Free Agent - '03
Wareham, Mass.

54

Stephen Cooper was probably thought to be a long shot to make the team when he arrived in San Diego as an undrafted free agent in 2003,

but now he is battling to be a starter at inside linebacker in the Chargers' 3-4 defense.

Cooper enjoys playing basketball and

spending time with his son Koby and daughter Karis. He is the middle child in his family with two older sisters and a younger brother and sister. Stephen often returns to his native Wareham, Mass. to visit. While he's home, you can usually find him breaking a sweat on the basketball

courts at Onset Beach.

Stephen is the first member of the Cooper family to graduate from college. He has already decided that when the time comes to hang up his football helmet, he would like to pursue a career in teaching and coaching.

TRANSACTION HISTORY: Signed with Chargers as undrafted rookie, May 2, 2003.

2004: Spelled injured Randall Godfrey against New York Jets Sept. 19 and led team with nine tackles including one for loss... named **Chargers Alumni Player of Week** following Jets game...recovered fumbled caused by Steve Foley in third quarter versus New Orleans Nov. 7...tied for team high with two tackles on special teams against Denver Dec. 5...started Tampa Bay game Dec. 12 as team opened with extra linebacker...started against Kansas City Jan. 2 at inside linebacker and had seven tackles...led team with two stops on special teams and added tackle on defense in Wild Card Playoff game vs. New York. **2003:** Tied for fifth on team with eight special teams tackles...racked up two special teams tackles against Minnesota Nov. 9...recorded first-career interception Dec. 14 off Green Bay's Brett Favre after pass was tipped by Donnie Edwards...returned interception 25 yards to set up LaDainian Tomlinson touchdown on ensuing drive...tallied first-career sack and career-best three tackles at Pittsburgh Dec. 21.

COLLEGE: Atlantic-10 Conference Defensive Player of Year in 2002...recipient of

George H. "Bulger" Lowe award from Gridiron Club of Greater Boston as top defensive football player in New England...named All-America by *Associated Press*, American Football Coaches Association and Sports Network as senior...named conference's Defensive Player of Week after 3.5 sacks and five tackles for loss performance in win over Rhode Island...Atlantic-10 Co-Defensive Player of Year as junior...earned first-team All-America honors from *Associated Press*, second-team from Sports Network and third-team from *Football Gazette*...earned school's Roger Ellis Rookie of Year Award in 1999...earned conference rookie of week honors after big game against James Madison...wrapped up career with 374 tackles, 57 tackles for loss, seven interceptions and 25 sacks...played at Maine from 1999-2002...mass communications major.

PERSONAL: Born June 19, 1979 in Wareham, Massachusetts...linebacker and quarterback at Wareham High School...earned all-scholastic honors from *Boston Globe* and *Boston Herald* in football and basketball...set school scoring record in basketball...lettered in track...has son Koby and daughter Karis...resides in San Diego.

Year	Team	G-S	Tack.-Asst.	Total	Sacks-Yds.	Int.-Yds.	Long	TD	Pass Def.	Fumbles For.-Rec.
2003	San Diego	16-0	5-3	8	1-6	1-25	25	0	1	0-0
2004	San Diego	16-2	25-8	33	0-0	0-0	0	0	2	0-1
	Totals	32-2	30-11	41	1-6	1-25	25	0	3	0-1
	Postseason	1-0	0-1	1	0-0	0-0	0	0	0	0-0

Single-game Highs

- Tackles — 9, vs. New York Jets, Sept. 19, 2004
- Sacks — 1, at Pittsburgh, Dec. 21, 2003
- Interceptions — 1, vs. Green Bay, Dec. 14, 2003
- Interception Return Yards — 25, vs. Green Bay, Dec. 14, 2003
- Interception Return Long — 25, vs. Green Bay, Dec. 14, 2003

Additional Statistics

Special Teams Tackles — **2003**, 8.

Additional Postseason Statistics

Special Teams Tackles — **2004**, 2.

JONATHAN COX



Cornerback
5-10, 185
1st NFL Season
2nd with Chargers

Georgia Tech
DOB: 2/16/82
Free Agent - '04
Chicago, Ill.

26

Jonathan Cox cut his teeth as a rookie in 2004, spending seven weeks on the Chargers' practice squad. He gained valuable experience in

2005 playing for the Rhein Fire in NFL Europe where he started 10 games. He finished the NFL season with 42 tackles, an interception and 11 passes defended.

TRANSACTION HISTORY: Signed with Chargers as undrafted rookie, May 10, 2004...waived, Sept. 5, 2004...signed to Chargers practice squad, Sept. 7, 2004...waived from practice squad, Sept. 21, 2004...re-signed to practice squad Nov. 30, 2004...re-signed Jan. 13, 2005...allocated to NFL Europe Jan. 20, 2005.

2004: Spent Weeks 1-2 and 12-16 of regular season on practice squad...also on practice squad week of AFC Wild Card Playoff game.

COLLEGE: Finished career with 153 tackles, seven tackles for loss, two interceptions and 19 passes defended...played at Georgia Tech from 2000-03...majored in psychology.

PERSONAL: Born Feb. 16, 1982 in Chattanooga, Tennessee...honorable mention All-America choice by *USA Today* at De La Salle High School in Chicago, Illinois...two-time all-conference and league MVP as senior...Catholic League Champions in 1999...lettered in track...National Honor Society member.

SAMMY DAVIS



Cornerback
6-0, 195
3rd NFL Season
3rd with Chargers

Texas A&M
DOB: 4/8/80
Draft 1 - '03
Humble, Tex.

22

Sammy Davis is eager to bounce back after a trying year in 2004. He was replaced in the starting lineup in Week 7 at Carolina. It didn't last long however, as Drayton Florence was injured in that game against the Panthers and Sammy re-claimed his starting spot. He remained there until Week 12 in Kansas City when he suffered a hairline fracture in his left leg. The injury would essentially cost him the remainder of the season. Sammy attempted to play in the regular-season finale but he clearly was not 100 percent.

The Chargers' top choice in the 2003 NFL Draft, Davis started as a rookie. Last season he added some additional muscle to his frame to give himself a better opportunity to jam receivers at the line. Davis was diligent in his workouts and added

five pounds of muscle, up from the 190 he weighed as a rookie. He has maintained the extra weight.

Sammy has carved out another niche for himself as an inventor. Davis and a childhood friend, Chris Spencer, have invented two products, a car jack called the Safety Jack and a new piece of equipment for football players called the Hydration System. The Hydration System is a water bladder that attaches to the back of a pair of shoulder pads and holds up to 14 ounces of drinking water. There is a hose attached to the bladder which allows a player to take a drink of water during a game. Both products are patented and in the marketplace.

Davis has several hobbies, including playing basketball, fishing and listening to music.

TRANSACTION HISTORY: Selected by Chargers in first round (30) of 2003 NFL Draft, April 26, 2003.

2004: Turned in two big passes defended on third down plays at Carolina Oct. 24...intercepted Kerry Collins pass in end zone late in fourth quarter against Oakland Oct. 31...also logged season-high six tackles and pair of passes defended against Raiders...left Kansas City game Nov. 28 with hairline fracture in left leg...inactive Weeks 12-15 with leg injury...returned to action against Kansas City Jan. 2...inactive for Wild Card Playoff game Jan. 8. **2003:** Tied for second on team with two interceptions and was second with 10 passes defended...tied for team high with eight tackles against Denver Sept. 14...had season-high three passes defended at Cleveland

Oct. 19...recorded first-career interception along with seven tackles and two passes defended at Chicago Nov. 2...tied for team high with seven tackles against Minnesota Nov. 9...had interception and 41-yard return at Denver Nov. 16...tallied tackle for loss among three stops against Green Bay Dec. 14.

COLLEGE: Ranked sixth in school history with 11 interceptions...first-team All-Big 12 Conference as junior...led team with four interceptions as sophomore...played at Texas A&M from 1999-2002...majored in agriculture and life sciences.

PERSONAL: Born April 8, 1980 in Humble, Texas...*Super Prep* All-America selection at Humble High School...married, Krystle and has daughter, Taylor...resides in San Diego.

Year	Team	G-S	Tack.-Asst.	Total	Sacks-Yds.	Int.-Yds.	Long	TD	Pass		Fumbles	
									Def.	For.-Rec.	For.-Rec.	For.-Rec.
2003	San Diego	16-16	45-13	58	0-0	2-48	41	0	10	0-0	0-0	0-0
2004	San Diego	12-10	32-6	38	0-0	1-4	4	0	10	0-0	0-0	0-0
Totals		28-26	77-19	96	0-0	3-52	41	0	20	0-0	0-0	0-0

Single-game Highs

Tackles — 8, vs. Denver, Sept. 14, 2003
 Interceptions — 1, three times, Last: vs. Oakland, Oct. 31, 2004
 Interceptions Return Yards — 41, at Denver, Nov. 16, 2003
 Interceptions Return Long — 41, at Denver, Nov. 16, 2003

KRIS DIELMAN



Guard
 6-4, 310
 3rd NFL Season
 3rd with Chargers

Indiana
 DOB: 2/3/81
 Free Agent - '03
 Troy, Ohio

68

Kris Dielman is ready for his third season with the San Diego Chargers. Prior to coming to the NFL, he played for Chargers offensive coordinator Cam Cameron at Indiana University.

In January, Dielman and teammates Ben Leber and Justin Peelle flew out and spent a night aboard the nuclear-powered aircraft carrier USS Carl Vinson. The trip was arranged by Peelle, whose grandfather is a retired Navy captain. The players observed flight operations, toured the entire carrier and signed numerous auto-

graphs for the service personnel.

Dielman presently resides in Pacific Beach where he lives with teammate Mike Goff. Kris is an avid sports fan. He is a regular at San Diego Padres games and caught a foul ball during a game earlier this season. He also likes to attend San Diego Riptide Arena Football League games. Earlier this year, Kris was invited to be a celebrity judge during tryouts for the Riptide's dance team.



TRANSACTION HISTORY: Signed with Chargers as undrafted rookie, May 2, 2003...waived Aug. 26, 2003...signed to Chargers practice squad Sept. 2, 2003...signed to active roster Oct. 16, 2003.

2004: Did not play Week 1...saw action on special teams Weeks 2-3, 5-16 and Wild Card Playoff game...saw brief action at end of Tennessee game Oct. 3, New Orleans game Nov. 7 and Kansas City game Jan. 2

Continued next page

Kris Dielman, *continued*

at guard...played in goal line offense at Oakland Nov. 21 and at Kansas City Nov. 28. **2003:** Spent first five weeks on practice squad...dressed but did not play Weeks 6-8 ...played on special teams Weeks 9-11, 13 and 15-16...inactive Weeks 12 and 14...saw brief action as reserve left guard Week 15.

COLLEGE: Two-time honorable mention All-Big Ten Conference selection...voted Most Valuable Player by teammates as senior after leading team with five sacks and 14 tackles for loss...began career at

Indiana as tight end...saw action at defensive tackle as sophomore and spent entire senior season on defense...recorded 62 tackles on defense and 26 catches for 361 yards and five touchdowns on offense ...played at Indiana from 1999-2002 ...majored in management.

PERSONAL: Born Feb. 3, 1981 in Goshen, Indiana...all-state and all-conference linebacker and tight end at Troy High School in Troy, Ohio...also lettered in basketball... resides in San Diego.

Games Played-Started: 2003 (6-0, San Diego); 2004 (15-0, San Diego); **Total** (21-0).



ADRIAN DINGLE

Defensive End
6-3, 296
7th NFL Season
7th with Chargers

Clemson
DOB: 6/25/77
Draft 5A - '99
Holly Hill, S.C.

90

Adrian Dingle is looking to make a comeback after battling a series of injuries in 2004. He was limited to 10 games and lost his spot in the starting lineup due to thigh and knee injuries. After starting all 16 games for the first time in his career in 2003, Adrian is eager to re-claim his spot in the starting lineup.

Adrian had an exciting offseason, becoming engaged to his girlfriend, Blaine Abate. The couple plans to wed in July 2006 in San Diego.

Dingle is one of many Chargers who enjoys restoring classic cars. He drives a 1965 blue convertible Pontiac Bonneville, having overseen the restoration himself.

TRANSACTION HISTORY: Selected by Chargers in fifth round (139) of 1999 NFL Draft, April 20, 1999.

2004: Left season opener at Houston in second quarter with thigh injury...inactive Weeks 2-3 due to injury...returned to starting lineup against Tennessee Oct. 3...inactive Weeks 5-8 due to tendonitis in knee... returned to action against New Orleans Nov. 7 and recorded fourth-quarter sack...lone tackle was for loss at Cleveland Dec. 19... collected first-career interception against Kansas City Jan. 2...touchdown pass from Philip Rivers to Malcom Floyd on ensuing possession gave Chargers 24-3 lead over Chiefs...had one stop vs. New York in Wild Card Playoff game. **2003:** Concluded season with six sacks, second-most on team... recipient of **Ed Block Courage Award for sportsmanship and courage**...tied career high with two sacks at Kansas City Sept. 7...led defensive line with six tackles against Chiefs including two for loss...had tackle for loss against Denver Sept. 14...forced fumble against Baltimore's Jamal Lewis, which Alan

Ricard recovered and took in 50 yards for touchdown for Ravens Sept. 21...recorded one-half sack at Oakland Sept. 28...quarterback pressure led to Donnie Edwards' interception against Raiders...collected sack and tackle for loss at Cleveland Oct. 19...had sack and tied season high with six tackles at Chicago Nov. 2...recovered fumble after Marcellus Wiley sack and forced fumble against Cincinnati Nov. 23 which Chargers converted into field goal on ensuing possession...had 14-yard sack and forced fumble on final play of third quarter on second-and-goal from six-yard line against Kansas City Nov. 30...on very next play backed up to 20-yard line, Green was intercepted in end zone by Quentin Jammer...added tackle for loss against Chiefs...recorded tackle for loss at Detroit Dec. 7...matched season high with two tackles for loss against Green Bay Dec. 14...recorded one-half sack against Oakland Dec. 28. **2002:** Set career high with two sacks at Cincinnati Sept. 8...had sack at Arizona Sept. 22...started second career game in place of injured Marcellus Wiley and responded with career-high six tackles

VETERANS & RETURNING PLAYERS

against Kansas City Oct. 13...started at Oakland Oct. 20 and had sack...blocked John Hall field goal in third quarter against New York Jets Nov. 3...was first-career blocked kick...recovered fumble against Denver Dec. 1 that led to LaDainian Tomlinson touchdown on ensuing drive. **2001:** Collected first sack of season at Denver Nov. 11. **2000:** Collected first-career sack in season opener at Oakland...also had sack against Denver Oct. 8...suffered torn ACL in left knee Week 14 at Baltimore and missed final two games. **1999:** Spent first nine games on "Physically Unable to Perform" list with right knee injury suffered in mini camp...signed to active roster Nov. 17...did not play in games

against Cleveland Dec. 5 and Denver on Jan. 2, 2000.

COLLEGE: Broke single-season school record with 10.5 sacks...ranks third in school history with 23 career sacks...ranks sixth on school's career charts with 45 tackles for loss...played at Clemson from 1995-98...parks, recreation and tourism major.

PERSONAL: Born June 25, 1977 in Holly Hill, South Carolina...started four years at outside linebacker at Roberts High School in Holly Hill...earned all-area, all-region and all-county honors...lettered in baseball and basketball...resides in San Diego.

Year	Team	G-S	Tack.-Asst.	Total	Sacks-Yds.	Int.-Yds.	Long	TD	Pass		Fumbles	
									Def.	For.-Rec.	Def.	For.-Rec.
1999	San Diego	0-0	0-0	0	0-0	0-0	0	0	0	0	0-0	0-0
2000	San Diego	14-1	15-1	16	2.5-14.5	0-0	0	0	2	0	0-0	0-0
2001	San Diego	14-0	10-1	11	1-1	0-0	0	0	1	0	0-0	0-0
2002	San Diego	16-3	24-2	26	4-22	0-0	0	0	0	0	0-1	0-1
2003	San Diego	16-16	31-6	37	6-53	0-0	0	0	1	0	2-1	2-1
2004	San Diego	10-2	3-3	6	1-3	1-1	1	0	1	0	0-0	0-0
Totals		70-22	83-13	96	14.5-93.5	1-1	1	0	5	2-2	2-2	2-2
Postseason		1-0	0-1	1	0-0	0-0	0	0	0	0	0-0	0-0

Single-game Highs

Tackles — 6, three times, Last: at Chicago, Nov. 2, 2003
Sacks — 2, twice, Last: at Kansas City, Sept. 7, 2003

Additional Statistics

Blocked Field Goals — 2002, 1.



DONNIE EDWARDS

Linebacker
6-2, 227
10th NFL Season
4th with Chargers

UCLA
DOB: 4/6/73
UFA (Kansas City) - '02
Chula Vista, Calif.

59

Donnie Edwards had an All-Pro season in 2004 and certainly one worthy of Pro Bowl recognition. The Chula Vista native is hungry for even more as he embarks on his 10th NFL season and fourth with his hometown Chargers. He is coming off a season in which he led the team and ranked second in the NFL with 151 tackles. He also paced the squad with five interceptions, tied for the league lead among linebackers. With the Chargers 12-4 record and first division title in 10 years, it was a shock to many when he was left off the AFC Pro Bowl roster.

Edwards is just as worthy of All-Pro recognition off the field. Since returning to San Diego to play for the Chargers in

2002, Edwards has dedicated himself to providing for area youth. One of the first projects he committed to was the construction of a new weight room for his alma mater, Chula Vista High School. The \$40,000 project included new weights, flooring, mirrors and commemorative keepsakes from Edwards' career. In 2003, Donnie was inducted into the school's Hall of Fame and in June 2000, his number was retired by the school. He has also been inducted into the Sweetwater Union School District's Hall of Fame, which recognizes excellence in all professional fields, including athletics.



VETERANS & RETURNING PLAYERS

Continued next page

Donnie is working to deliver his message about physical fitness countywide by creating a program called "Jump for Life." Its goal is to help tackle obesity. He serves as the executive commissioner of the San Diego chapter of the "After-School All-Stars," a program created by Governor Arnold Schwarzenegger to give inner-city youth positive alternatives to drugs, gangs and violence through after-school programs.

Every year around Father's Day, Edwards hosts "Dad's Day with Donnie" at Sea World. It is an opportunity for Edwards and other professional athletes to spend a day with kids who don't have a father figure in their lives.

DONNIE EDWARDS
FOUNDATION
BEST DEFENSE

The founder of the "Donnie Edwards Best Defense Foundation," Edwards is actively involved with the Boy Scouts, the Boys and Girls Clubs, San Diego's Sharp Hospital and Read Across America. He serves on the San Diego Board of Directors for the Boy Scouts and carries the rank of Star Scout. Edwards was the honorary chairman for Scout Fair 2003. He has donated \$12,000 for memberships, uniforms and camping trips for the South Bay Boy Scouts and \$5,000 to the National City Boys and Girls Club.

Following his football career, Edwards would like to pursue a career in an NFL front office or in television. He has worked for the NFL Network as a studio anchor and sideline reporter. To further his education, Edwards is working toward a master's degree in education from UCLA. As part of the master's program requirements, he occasionally works in San Diego schools in an administrative capacity. He is a regular speaker at local schools, talking to kids of all ages about setting goals for the future and staying on course in the classroom. As a token of his appreciation to UCLA, Edwards made a financial contribution to help in the reconstruction of the school's football operations center, the Acosta Training Center. The improved facility features new locker rooms and meeting rooms along with a renovated weight room and sports medicine facility.

In the Spring, Donnie and his wife,

Kathryn, visited the Italian countryside. The trip was especially memorable as they happened to be visiting the Vatican at the very moment that the white smoke was released from the Sistine Chapel's chimney announcing to the world that Pope Benedict XVI had been chosen to succeed deceased Pope John Paul II.

Donnie also visited Korea in the Spring. He is a partner in Litego, a fiber-optic apparel company based in Seoul. During his visit to Korea, Donnie visited the infamous DMZ with a retired Two-Star General from the Republic of Korea Army.

A military and war history buff, Edwards traveled to Europe in July 2003 to commemorate the 60th anniversary of D-Day. As part of the trip, he toured several World War II battlefields with veterans of the war. On his days off, Edwards often visits local military bases to speak with servicemen and women. He offers words of encouragement and shares his appreciation for the military, which grew from his grandparents, who served in World War II and the Korean War. Edwards has an extensive collection of military artifacts and souvenirs, including uniforms and helmets.

In 2001, Edwards was invited to fly in an F-18 with the Navy's Blue Angels. In April 2003, he and several teammates experienced being a Marine recruit for a day. In May 2003, he and teammate David Binn flew to the aircraft carrier USS Abraham Lincoln, spending two days on board with troops returning home from the war in Iraq. During their visit to the carrier, President Bush spent a night on board, and it was from the Lincoln that he delivered his speech to the nation declaring an end to hostilities in Iraq. Edwards had the opportunity to meet the President and was present on the deck of the carrier during the historic speech.

Edwards' other passions include reggae music, paintball, basketball and spending time at the beach with his three Labrador retrievers: Bear, Scout and Bess.

There is an interesting side-note to Edwards' career. He has been successful for nine NFL seasons despite being highly allergic to grass.

TRANSACTION HISTORY: Drafted by Kansas City in fourth round (98) of 1996 NFL Draft, April 21, 1996...signed with Chargers, April 25, 2002.

2004: First-team All-Pro by College & Pro Football Newsweekly, Football Digest,

Sports Illustrated, SportsIllustrated.com...Associated Press second-team All-Pro...Linebacker of Year by NFL Alumni Association...All-Foxhole Team by FoxSports.com...led team with 151 tackles, five interceptions and 14 passes defended...ranked second in NFL in total tackles behind

Tennessee's Keith Bulluck (152)...105 solo tackles also were team high and ranked second in league to Tampa Bay's Derrick Brooks (109)...tied for team high with 10 tackles in season opener at Houston ...also tipped pass which was intercepted by Steve Foley and led to Chargers 36-yard touchdown catch by Reche Caldwell on ensuing drive...led team with eight tackles at Denver Sept. 26...tabbed tackle for loss among eight stops against Tennessee Oct. 3...led team with 15 tackles against Jacksonville Oct. 10...forced fumble by T.J. Duckett on first play of second quarter at Atlanta Oct. 17...led team with 10 tackles and had forced fumble in fourth quarter that was recovered by Shaun Phillips against Oakland Oct. 31...tied for team high with 10 tackles against New Orleans Nov. 7...led team with eight tackles, including one for loss, at Oakland Nov. 21...started 100th-consecutive game at Kansas City Nov. 28 and hauled in fourth-quarter interception off Trent Green, which led to game-winning field goal...intercepted pass at Chiefs' 45-yard line and returned it 13 yards to 32 with 4:50 remaining in fourth quarter...seven plays later Nate Kaeding kicked 43-yard field goal to give Chargers first win at Arrowhead Stadium since 1996...Edwards finished Chiefs game with team-high 10 tackles...named **Chargers Alumni Player of Week** after setting career-high with 20 tackles, including one for loss, versus Denver Dec. 5...named **AFC Defensive Player of Week and USA Today's Defensive Star of Week** after returning interception 30 yards for touchdown to provide game-winning points in 31-24 win over Tampa Bay Dec. 12...interception broke 21-21 tie with 4:09 remaining in fourth quarter...was one of two interceptions on day tying his career high...also had two against Pittsburgh Dec. 8, 1999...was fourth-career interception return for touchdown and first since Sept. 22, 2002 at Arizona...finished Bucs contest with game-high 16 tackles and season-high four passes defended...intercepted Luke McCown pass in end zone at Cleveland Dec. 19 on first play after Cleveland recovered muffed punt at San Diego five-yard line...LaDainian Tomlinson scored touchdown on ensuing drive to give Chargers 7-0 lead...intercepted Peyton Manning at Chargers four-yard line on Colts' opening offensive drive at RCA Dome Dec. 26...Tomlinson caught 74-yard touchdown pass on ensuing drive...was fourth interception in three games, most in three-game stretch by Chargers player since Ryan McNeil had five in first three weeks of 2001

season...later added two-yard sack and forced fumble on third-down play in second quarter to stall another drive and force Colts punt...finished game with team-high nine tackles, including one for loss, and two passes defended...racked up game-high 15 tackles in Wild Card Playoff game against New York Jets. **2003: Received David Griggs Memorial Award as team's Defensive Player of Year**...led team with career-high 162 tackles, second-most in NFL...tied for second on squad with two interceptions ...tallied tackle for loss against Denver Sept. 14...led squad with nine tackles, including one for loss, against Baltimore Sept. 21...had first interception of season and tied for team high with seven tackles at Oakland Sept. 28...had 11 stops, including one for loss, at Jacksonville Oct. 5...led squad with 11 tackles at Cleveland Oct. 19...racked up big effort against Miami Oct. 27 with game-high 11 tackles, two tackles for loss and forced fumble, which was recovered by Chargers and resulted in LaDainian Tomlinson touchdown on ensuing drive...led squad with nine tackles at Chicago Nov. 2...tied for team high with seven tackles, including one for loss, against Minnesota Nov. 9...racked up career-high 18 tackles at Denver Nov. 16 ...registered game-high 14 tackles, including one for loss, against Cincinnati Nov. 23...recorded tackle for loss among team-leading 12-tackle effort against Kansas City Nov. 30...led squad with 10 tackles and added two passes defended at Detroit Dec. 7...tipped Brett Favre pass in air that resulted in Stephen Cooper interception in third quarter of Green Bay game Dec. 14...led to Chargers touchdown on ensuing possession...led squad with 13 tackles at Pittsburgh Dec. 21...set pace for defense with 14 tackles against Oakland Dec. 28... **Sports Illustrated.com columnist Peter King's Defensive Player of Week** after Raiders game...added interception, one-half sack and pass defended against Raiders. **2002: Played in first career Pro Bowl**...received **David Griggs Memorial Award as team's Defensive Player of Year**...originally chosen as second-alternate to AFC Pro Bowl squad...earned **first team All-Pro honors from Football Digest and second team honors from Associated Press**...honored as **Unsung Hero by NFL Players Association**...selected to **USA Today's All-Joe Team**...led team with 129 tackles and five interceptions...tied for team high with seven total tackles against Houston Sept. 15...had



20-yard interception return for touchdown against Cardinals Sept. 22...was third career interception return for touchdown...intercepted pass against New England Sept. 29...interception and 46-yard return came at San Diego seven-yard line in third quarter to halt potential scoring drive in game San Diego led 21-14...tied for team high with nine total tackles against Patriots...played in 100th career game and sealed victory over former team with interception on game's final play against Kansas City Oct. 13...tied for team high with six tackles against Chiefs...collected fourth interception of season at Oakland Oct. 20...interception occurred at Chargers' 11-yard line and thwarted potential Oakland scoring drive...led team with 10 tackles and added two passes defended against Raiders...racked up season-high 13 tackles against New York Jets Nov. 3...scored touchdown on team-record 82-yard fumble return at St. Louis Nov. 10...was career-long return and second career score on fumble recovery...tied for team high with seven tackles against Rams...left San Francisco game Nov. 17 with concussion...had interception and team-high 12 tackles against Denver Dec. 1...led team with 12 tackles against Oakland Dec. 8...ranked second on team with 11 passes defended...had game-high 11 tackles in return to Arrowhead Stadium against Chiefs Dec. 22. **2001:** Led club for fourth-consecutive season with 147 tackles and three fumble recoveries...became only third player in team history to lead club in tackles four straight years...became first player in team history to record over 100 tackles in five straight years...finished second on team with nine tackles for loss...had sacks at Seattle Jan. 6 and versus New York Giants Sept. 23...had season-high 12 tackles at Oakland Dec. 9, at New York Jets Nov. 11, at Denver Oct. 7 and against Oakland Sept. 9...led team with 11 stops apiece versus Seattle Nov. 25 and at San Diego Nov. 4. **2000:** Led team with 151 tackles...was third-highest tackle total in team history...had eight games with at least 10 tackles and four games with 16 or more stops...tied for second on team with two interceptions...intercepted first pass of season versus Indianapolis Sept. 3...returned Steve McNair interception 42 yards for touchdown at Tennessee Sept. 10...led team with 16 tackles versus Oakland Oct. 15...set career high with 17 tackles against St. Louis Oct. 22...collected lone sack of season at Seattle Oct. 29...tallied 16 stops at New England Dec. 4 and at Atlanta Dec. 24. **1999:** Set career

high and tied team record for linebackers with five interceptions...led club with 143 tackles...scored two touchdowns, including one on interception return and one on fumble recovery...returned Shane Matthews fumble 79 yards for first-career touchdown at Chicago Sept. 12...tallied sacks at Detroit Sept. 26, at Indianapolis Nov. 7 and at Oakland Nov. 28...intercepted passes at San Diego Oct. 3, against New England Oct. 10 and at Baltimore Oct. 21...named AFC Defensive Player of Week following Pittsburgh game Dec. 18...intercepted two passes against Steelers, including 28-yard touchdown return, and led team with 13 stops. **1998:** Led club with 151 stops and ranked second with six sacks...recorded double-figure totals in tackles in nine games...recorded 15 tackles at Philadelphia Sept. 27...missed only start of season against Pittsburgh Oct. 26 due to hip injury...racked up career-high two sacks against Arizona Nov. 29...posted season-best 15 stops and sack at Oakland Dec. 26...also produced sacks against Raiders Sept. 6 and Denver Nov. 16...had half-sack each against Seattle Nov. 8 and Denver Dec. 6. **1997:** Totaled 136 tackles to rank second on the squad...led squad with four forced fumbles...set season high with 15 tackles and had interception at Carolina Sept. 21...had sack against San Diego Oct. 16...tallied half-sacks against Seattle Sept. 28 and Nov. 23 and Denver Nov. 16. **1996:** Enjoyed breakout game in first pro start Thanksgiving Day at Detroit Nov. 28, recording team-high eight tackles, one-half sack, quarterback pressure and interception of Scott Mitchell, which he returned for 22 yards to set up Kansas City score...set career high with three tackles on special teams in Green Bay contest Nov. 10.

COLLEGE: Ranked third in school history in career tackles for loss (38) and fifth in sacks (21.5)...earned third-team All-America honors from Associated Press following junior campaign...tied school record with 4.5 sacks against SMU as junior...12.5 total sacks in 1994 was second-highest single season total in Bruins history...played one season of baseball (1993-94) as outfielder and first baseman before focusing full-time on football...played at UCLA from 1991-95...graduated with degree in political science...working toward master's degree in education.

PERSONAL: Born April 6, 1973 in San Diego...Donnie and wife, Kathryn, reside in Rancho Santa Fe.

VETERANS & RETURNING PLAYERS



Year	Team	G-S	Tack.-Asst.	Total	Sacks-Yds.	Int.-Yds.	Long	TD	Pass	Fumbles
									Def.	For.-Rec.
1996	Kansas City	15-1	12-2	14	.5-3.5	1-22	22	0	3	0-0
1997	Kansas City	16-16	85-51	136	2.5-20	2-15	12	0	11	4-1
1998	Kansas City	15-15	97-54	151	6-54.5	0-0	0	0	4	2-1
1999	Kansas City	16-16	105-38	143	3-18	5-50	28t	1	3	2-2
2000	Kansas City	16-16	119-32	151	1-9	2-45	42t	1	1	0-1
2001	Kansas City	16-16	112-35	147	2-13	0-0	0	0	6	1-3
2002	San Diego	16-16	100-29	129	0-0	5-95	46	1	11	0-1
2003	San Diego	16-16	124-38	162	.5-6	2-27	15	0	9	1-0
2004	San Diego	16-16	105-46	151	1-2	5-49	30t	1	14	3-0
Totals		142-128	859-325	1,184	16.5-126	22-303	46	4	62	13-9
Postseason		2-2	16-4	20	0-0	0-0	0	0	1	0-0

Single-game Highs

Tackles — 20, vs. Denver, Dec. 5, 2004
 Sacks — 2, vs. Arizona, Nov. 29, 1998
 Interceptions — 2, twice, Last: vs. Tampa Bay, Dec. 12, 2004
 Interception Return Yards — 46, vs. New England, Sept. 29, 2002
 Interception Return Long — 46, vs. New England, Sept. 29, 2002
 Interception Return for Touchdown — 1, four times, Last: vs. Tampa Bay, Dec. 12, 2004
 Fumble Return for Touchdown — 1, twice, Last: at St. Louis, Nov. 10, 2002

Postseason Single-game Highs

Tackles — 15, vs. New York Jets, Jan. 8, 2005

Additional Statistics

Special Teams Tackles — 1996, 13; 1997, 2; 2000, 1; Total, 16.



JAMAR FLETCHER

Cornerback
 5-10, 186
 5th NFL Season
 2nd with Chargers

Wisconsin
 DOB: 8/28/79
 Trade (Miami) - '04
 St. Louis, Mo.

25

VETERANS & RETURNING PLAYERS

Jamar Fletcher, a former first-round pick of the Miami Dolphins, was a valuable asset for the Chargers in 2004. His presence helped the Chargers' defense reverse their touchdown to interception ratio from 36 touchdowns and 13 interceptions in 2003, to 19 touchdowns and 23 interceptions in 2004. Jamar was also a solid contributor on special teams where his 11 tackles were

fourth-best on the squad.

Fletcher loves to cook. He is an admitted neat freak and insists on doing his own cleaning and laundry. Jamar likes to watch movies and frequents drive-in theaters. He also likes to bowl and play video games.

Jamar's brother, Jason, a former college football player at the University of Louisiana-Lafayette, is his agent and negotiates all of Jamar's contracts.

TRANSACTION HISTORY: First-round choice (26) of Miami Dolphins, April 21, 2001...traded to Chargers from Miami for WR David Boston, March 16, 2004.

2004: Pulled in first interception of season against Jacksonville Oct. 10 and ensuing possession resulted in 28-yard Nate Kaeding field goal to give San Diego 27-7 lead in third quarter...recovered T.J. Duckett fumble on first play of second quarter at Atlanta Oct. 17...tied for team high with two stops on special teams against New Orleans Nov. 7...broke up pass intended for Nate Jackson in end zone with diving stab in fourth quarter

against Denver Dec. 5...play helped hold Denver to field goal in 20-14 game led by Chargers at time and helped prevent Broncos from taking lead...field goal made score 20-17, which was final score...tallied season-high seven tackles in season finale against Kansas City Jan. 2...recorded one tackle in Wild Card Playoffs against New York. **2003:** Season-high three tackles at Tennessee Nov. 9...placed on "Reserve-Injured" list Dec. 1 after suffering fractured left forearm Nov. 27 at Dallas. **2002:** Tied for second on Dolphins' defense with 13 passes defended...tallied first-career interception off Peyton Manning and season-high 10 tackles

Continued next page

Jamar Fletcher, continued

at Indianapolis Sept. 15...intercepted Chris Chandler pass and batted down season-high three others in Monday Night Football win over Chicago Dec. 9...interception return against Bears was career-long 30 yards. **2001:** Started first-career game against New York Jets Nov. 18.

COLLEGE: Set school records with 21 career interceptions and 57 passes defended...set school and Big Ten Conference records with 459 interception return yards and five touchdowns...recorded seven interceptions each of his three seasons to lead all Big Ten defenders...only player to lead conference in picks three consecutive years...left school after junior season to enter NFL Draft...recipient of Jim Thorpe Award as nation's top defensive back and Big Ten Defensive Player of Year following junior season...three-time first-team All-

America and first-team all-conference choice...earned Big Ten Defensive Player of Week honors against Purdue after intercepting two passes off Drew Brees and returning one 52 yards for late fourth quarter touchdown in 31-24 victory...set conference record with three touchdown returns in 1998...46-yard interception return for touchdown late in fourth quarter helped Badgers edge UCLA 38-31 in Rose Bowl...redshirted as true freshman in 1997...played at Wisconsin from 1998-2000...majored in behavioral science and law.

PERSONAL: Born Aug. 28, 1979 in St. Louis, Missouri...All-America defensive back and quarterback at Hazelwood East High School in St. Louis...three-year team captain and team MVP as senior...resides in San Diego.

Year	Team	G-S	Tack.-Asst.	Total	Sacks-Yds.	Int.-Yds.	Long	TD	Pass	Fumbles
									Def.	For.-Rec.
2001	Miami	14-2	9-1	10	0-0	0-0	0	0	1	0-0
2002	Miami	16-4	36-3	39	0-0	2-30	30	0	13	0-0
2003	Miami	11-0	7-2	9	0-0	0-0	0	0	0	0-0
2004	San Diego	16-0	24-3	27	0-0	1-0	0	0	5	0-1
	Totals	57-6	76-9	85	0-0	3-30	30	0	19	0-1
	Postseason	1-0	1-0	1	0-0	0-0	0	0	0	0-0

Single-game Highs

Tackles — 10, at Indianapolis, Sept. 15, 2002
 Interceptions — 1, three times, Last: vs. Jacksonville, Oct. 10, 2004
 Interception Return Yards — 30, vs. Chicago, Dec. 9, 2002
 Interception Return Long — 30, vs. Chicago, Dec. 9, 2002

Additional Statistics

Special Teams Tackles — 2004, 11.

VETERANS & RETURNING PLAYERS

DRAYTON FLORENCE



Cornerback
 6-0, 195
 3rd NFL Season
 3rd with Chargers

Tuskegee
 DOB: 12/19/80
 Draft 2A - '03
 Ocala, Fla.

29

Drayton Florence began the 2004 season as the team's third cornerback, but when opportunity knocked, Drayton was inserted into the starting lineup before the team's October contest at Carolina. The promotion would be short-lived as Drayton turned an ankle early in the game against the Panthers and missed the next two starts. It wasn't until Davis suffered a hairline fracture in his left leg at Kansas City that Florence moved back into the starting 11. Drayton capitalized on his second opportunity to start, recording two

interceptions in the final five games. He also made an outstanding defensive play in the end zone late in the Bolts' Dec. 5 game against Denver that resulted in an interception instead of a go-ahead touchdown.

One of the keys to Drayton's success is his offseason workout regimen. Aside from his work in the Chargers offseason conditioning program, Florence trains in Florida with All-Pro wide receiver Randy Moss at The Randy Moss Speed Academy. The workouts last two to three hours, five days a week in the heat and near 100 percent

humidity. The last two years, he recruited wide receiver Kassim Osgood to join him at the academy.

He recently started the Drayton Florence Foundation to develop programs to help disadvantaged youth. Drayton hosted a golf tournament in July at the Black

Diamond Golf Course in Florida as a fundraiser for the foundation. The tournament coincided with the "Make it Happen" football camp, a youth camp that he held at his alma mater, Vanguard High School, in Ocala, Florida.

TRANSACTION HISTORY: Second-round draft pick by Chargers (46), April 26, 2003.

2004: Ranked second on team with four interceptions and led squad with 54 yards in returns...hailed in first-career interception against Jacksonville Oct. 10 and returned it 40 yards to set up 11-yard touchdown pass from Drew Brees to Antonio Gates to give Chargers 21-0 lead...added two passes defended and team-high two special teams tackles against Jaguars...recorded interception at Atlanta Oct. 17 late in second quarter that resulted in 17-yard touchdown pass from Brees to Eric Parker on ensuing drive and gave San Diego 14-7 lead at half-time...moved into starting lineup at Carolina Oct. 24 but left game early with ankle injury...inactive for Oakland game Oct. 31 and New Orleans game Nov. 7 due to ankle injury...active but did not play at Oakland Nov. 21...filled in for injured Sammy Davis at Kansas City Nov. 28...**AFC Defensive Player of Week** following Dec. 5 game against Denver...started vs. Broncos for injured Sammy Davis and recorded interception off Jake Plummer on opening series of game...Chargers scored touchdown four plays later on five-yard touchdown run by LaDainian Tomlinson to take 7-0 lead...then late in fourth quarter of 20-17 game, broke up fade pass in end zone intended for Rod

Smith and tipped ball in air where it was intercepted by Jerry Wilson to seal victory...finished Broncos game with three tackles, including one for loss, and two passes defended...counted tackle for loss among three stops at Cleveland Dec. 19...racked up career-high seven tackles at Indianapolis Dec. 26...iced victory over Kansas City Jan. 2 with fourth-quarter interception off Trent Green...collected pass defended and three stops in Wild Card Playoffs against New York. **2003:** Tallied season-high six tackles at Oakland Sept. 28.

COLLEGE: Scored school-record three touchdowns on interception returns at Tuskegee...first-team Division II All-America selection by *Associated Press*, Sheridan Black Network, *Football Gazette* and American Football Coaches Association as senior...first-team All-Southern Intercollegiate Conference pick...two-time conference player of week...played at Tennessee-Chatanooga from 1999-2000 and Tuskegee from 2001-02...majored in social work.

PERSONAL: Born Dec. 19, 1980 in Ocala, Florida...all-district selection at Vanguard High School in Ocala...spent sophomore year at Richland Northeast High School in Columbia, South Carolina...resides in San Diego.

Year	Team	G-S	Tack.-Asst.	Total	Sacks-Yds.	Int.-Yds.	Long	TD	Pass	Fumbles
									Def.	For.-Rec.
2003	San Diego	16-0	16-0	16	0-0	0-0	0	0	2	0-0
2004	San Diego	13-5	28-4	32	0-0	4-54	40	0	8	0-0
	Totals	29-5	44-4	48	0-0	4-54	40	0	10	0-0
	Postseason	1-1	3-0	3	0-0	0-0	0	0	1	0-0

Year	Kickoff Returns				Punt Returns				
	No.-Yds.	Avg.	Long	TD	No.-Yds.	FC	Avg.	Long	TD
2003	4-47	11.8	24	0	0-0	0	0.0	0	0
2004	0-0	0.0	0	0	1-0	0	0.0	0	0
Totals	4-47	11.8	24	0	1-0	0	0.0	0	0

Single-game Highs

- Tackles — 7, at Indianapolis, Dec. 26, 2004
- Interceptions — 1, four times, Last: vs. Kansas City, Jan. 2, 2005
- Interception Return Yards — 40, vs. Jacksonville, Oct. 10, 2004
- Interception Return Long — 40, vs. Jacksonville, Oct. 10, 2004

Additional Statistics

Special Teams Tackles — 2003, 4; 2004, 4; Total, 8.

MALCOM FLOYD



Wide Receiver
6-5, 201
1st NFL Season
2nd with Chargers

Wyoming
DOB: 9/8/81
Free Agent - '04
Sacramento, Calif.

13

Malcom Floyd is an exciting young prospect for the Chargers. He spent the majority of his rookie season on the practice squad before being elevated to the active roster for the final four weeks of the regular season and the Chargers' Wild Card Playoff game.

He has an NFL pedigree as his older brother, Malcolm, played wide receiver for the Houston Oilers during the 1994-97 seasons. His fearless style of play earned him the nickname of "Malcom Over the Middle," a spinoff of the popular television hit "Malcolm in the Middle."

TRANSACTION HISTORY: Signed with Chargers as undrafted rookie, April 30, 2004...waived Sept. 5, 2004...signed to practice squad Sept. 7, 2004...signed to active roster Dec. 11, 2004.

2004: Started against Kansas City Jan. 2 and caught first-career touchdown pass of 13 yards from Philip Rivers...was also Rivers' first-career touchdown pass...set up second-quarter touchdown catch by Ryan Krause with 27-yard catch to Chiefs' 10-yard line that led to touchdown three plays later...saw action as reserve in Wild Card Playoff game vs. New York Jets.

COLLEGE: Honorable mention All-Mountain West Conference as senior... first-team all-conference by *Football News* and *Sporting News* as sophomore... finished career with 186 catches for 2,411 yards and 14 touchdowns...redshirted in 1999...played at Wyoming from 1999-2003...majored in health sciences.

PERSONAL: Born Sept. 8, 1981 in Sacramento, California...all-metro and offensive MVP of league at River City High School in Sacramento...first-team all-league in basketball...resides in San Diego.

Year	Team	G-S	Receiving			
			No.-Yds.	Avg.	Long	TD
2004	San Diego	4-2	3-49	16.3	27	1
	Postseason	1-0	0-0	0.0	0	0

Single-game Highs

Receptions — 3, vs. Kansas City, Jan. 2, 2005
Receiving Yards — 49, vs. Kansas City, Jan. 2, 2005
Receiving Long — 27, vs. Kansas City, Jan. 2, 2005
Receiving TDs — 1, vs. Kansas City, Jan. 2, 2005
Receiving Long TD — 13t, vs. Kansas City, Jan. 2, 2005

2004 Game-By-Game

Date	Opponent	Receiving			
		No.	Yards	Long	TD
09/12	at Houston				
09/19	New York Jets				
09/26	at Denver				
10/03	Tennessee				
10/10	Jacksonville				
10/17	at Atlanta				
10/24	at Carolina				
10/31	Oakland				
11/07	New Orleans				
11/21	at Oakland				
11/28	at Kansas City				
12/05	Denver				
12/12	Tampa Bay	0	0	0	0
12/19	at Cleveland*	0	0	0	0
12/26	at Indianapolis	0	0	0	0
01/02	Kansas City*	3	49	27	1
01/08	New York Jets+	0	0	0	0

* Denotes starter

+ Denotes postseason game



STEVE FOLEY

Linebacker
6-4, 265
8th NFL Season
2nd with Chargers

Louisiana-Monroe
DOB: 9/11/75
UFA (Houston) - '04
Little Rock, Ark.

53

The Chargers truly landed a diamond in the rough when they signed free agent linebacker Steve Foley in 2004. In his first season in San Diego, Steve was a continual thorn in the side of Chargers opponents. He led the team with a career-high 10 sacks. They were the second-most in the league among linebackers, and they were the most sacks in a season by a Chargers linebacker since Billy Ray Smith had 11 in 1986. Foley also set new career highs with two interceptions, five forced fumbles and 12 passes defended. His 65 tackles left him just one shy of his career high. He tied his career high with two fumble recoveries.

In March, the Chargers rewarded Foley by signing him to a three-year contract extension through the 2009 season.

Foley grew up in Little Rock, Arkansas, the youngest of nine children. While away at college in Monroe, Louisiana, he grew up fast, becoming the father to two chil-

dren. He says this opened his eyes to the world and helped him grow as a man.

Most of the year, Foley lives in his dream home in Houston, Texas. The house is complete with a theater room and a large aquarium that is home to eels, sharks and other fish. Houston is also where he keeps his dog, Red, a red-nosed pit bull.

One of Steve's best friends is professional boxer Jermain "Bad Intentions" Taylor, one of the top ranked middleweight fighters in the world. Steve and Jermain grew up in Little Rock. Jermain won a bronze medal at the 2000 Summer Olympics in Sydney, Australia and began his professional career with a record of 23-0 with 17 wins by knockout.

Foley's hobbies include golf, tennis, basketball, fishing, movies and classic cars. Steve and his dad, Robert, share a 1971 Cutlass Supreme that they restored together.

TRANSACTION HISTORY: Drafted by Cincinnati in third round (75), April 18, 1998 ...released by Bengals Aug. 31, 2003... signed with Houston Sept. 2, 2003...signed with Chargers, March 4, 2004.

2004: First-team All-Pro by Dallas Morning News... named to **USA Today's All-Joe Team...** recorded interception in season opener at Houston off pass that was tipped by Donnie Edwards and resulted in 36-yard touchdown catch by Reche Caldwell on ensuing possession...also recovered fumble which helped thwart potential Texans' scoring drive late in fourth quarter of seven-point game...finished opener with six tackles and two passes defended...tallied tackle for loss among four stops at Denver Sept. 26...turned in solid all-around effort against Tennessee Oct. 3 with 1.5 sacks, forced fumble and seven tackles...racked up forced fumble and recovery on same play against wide receiver Reggie Williams, while adding sack and five tackles against Jacksonville Oct. 10...collected two sacks and led squad with six tackles at Atlanta Oct. 17...scored tackle for loss among two stops versus Oakland

Oct. 31...was one-man wrecking crew against New Orleans Nov. 7 by drawing holding penalty in end zone for safety, while adding 1.5 sacks, forced fumble, pass defended and four stops...single-handedly helped turn 20-7 lead into 36-7 advantage...in third quarter of 20-7 game against Saints, he was held in end zone for safety, which gave Chargers 22-7 lead...Antonio Gates scored touchdown on ensuing possession to put Chargers up 29-7...on first play of Saints next possession, recorded sack and forced fumble that was recovered by Stephen Cooper and resulted in another touchdown by Gates to put Bolts up 36-7...then added shared sack with DeQuincy Scott on next New Orleans possession...credited with four tackles, including one for loss, and broke up two passes at Oakland Nov. 21...intercepted pass which was tipped by Randall Godfrey and credited with season-high three passes defended against Denver Dec. 5...registered huge two-yard sack and forced fumble in fourth quarter helped seal victory against Tampa Bay Dec. 12...fumble was recovered by Shaun Phillips with 3:10 remaining in fourth quarter

Continued next page

and four plays later Chargers kicked 40-yard field goal to stretch lead to 31-21 in game eventually won 31-24...recorded tackle for loss among five stops at Cleveland Dec. 19...**Chargers Alumni Player of Week** after tying career high with three sacks at Indianapolis Dec. 26...all three sacks took place in second half and two were on third down...raised sack total for season to 10, most by Chargers linebacker since Billy Ray Smith had 11 in 1986...eight-yard sack and forced fumble on third down on opening possession of second half forced Colts punt... Chargers scored touchdown on ensuing possession...had another eight-yard sack on third-down-and-five play in fourth quarter to push Colts back to 29-yard line and the resulting 47-yard field goal attempt hit left upright...was usual one-man wrecking crew in Wild Card Playoff game against New York Jets, racking up 1.5 sacks and six tackles...shared nine-yard sack on third down with Shaun Phillips to force punt in second quarter and added solo sack on second-down play in overtime. **2003:** Started final three games at outside linebacker...recorded tackle for loss Nov. 16 versus Buffalo...inactive for New England and Atlanta games Nov. 23 and 30 due to shoulder injury...racked up sack and season-high 10 tackles against Indianapolis Dec. 28. **2002:** Placed on "Reserve-Injured" list Sept. 1 with right shoulder injury...injured in Aug. 24 preseason game against New Orleans. **2001:** Missed final four games due to lower back strain...ended streak of 44 consecutive starts...started first 12 games and was fourth-leading tackler with 66 stops when

season was halted...injured in practice during week leading up to Dec. 16 game at New York Jets...tied for team high with 12 tackles Dec. 2 versus Tampa Bay...forced two fumbles and tipped pass that was intercepted in end zone against Baltimore Sept. 23. **2000:** Tied for team lead with four sacks...intercepted pass at Jacksonville Sept. 17...recorded first sack of season Oct. 8 versus Tennessee...registered sack and two forced fumbles in win over Denver Oct. 22...posted sack against Pittsburgh Nov. 26...closed out year with season-high nine tackles, sack and two tackles for loss at Philadelphia Dec. 24. **1999:** Season-high six tackles and one-half sack against Jacksonville Oct. 31...ripped off three sacks against Baltimore and forced fumble Nov. 21...all three sacks were in second half. **1998:** Collected first-career sack in fourth quarter Sept. 13 at Detroit...recorded sack in first-career start at Jacksonville Nov. 8...inactive Weeks 10-14 with ankle sprain.

COLLEGE: Led nation with 18.5 sacks as senior...set school record with 159 career sack yards...national defensive player of week following 1997 win over Central Florida when he set school record with 5.5 sacks...played at Northeast Louisiana from 1994-97... majored in sociology.

PERSONAL: Born Sept. 11, 1975 in Little Rock, Arkansas...All-America tight end and linebacker at Hall High School in Little Rock...has son, Cameron, and daughter, Tanika...resides in San Diego and Houston.

Year	Team	G-S	Tack.-Asst.	Total	Sacks-Yds.	Int.-Yds.	Long	TD	Pass	Fumbles	
									Def.	For.-Rec.	
1998	Cincinnati	10-1	11-1	12	2-18	0-0	0	0	0	0-0	
1999	Cincinnati	16-16	34-3	37	3.5-28	0-0	0	0	2	1-2	
2000	Cincinnati	16-16	34-9	43	4-16	1-1	1	0	8	2-1	
2001	Cincinnati	12-12	42-24	66	0-0	0-0	0	0	0	2-0	
2002	Cincinnati	0-0	Reserve-Injured (shoulder)								
2003	Houston	13-3	21-9	30	1-9	0-0	0	0	1	0-0	
2004	San Diego	16-16	48-17	65	10-45.5	2-4	4	0	12	5-2	
Totals		83-64	190-63	253	20.5-116.5	3-5	5	0	23	10-5	
Postseason		1-1	4-2	6	1.5-4.5	0-0	0	0	0	0-0	

Single-game Highs

- Tackles — 12, vs. Tampa Bay, Dec. 2, 2001
- Sacks — 3, twice, Last: at Indianapolis, Dec. 26, 2004
- Interceptions — 1, three times, Last: vs. Denver, Dec. 5, 2004
- Interception Return Yards — 4, vs. Denver, Dec. 5, 2004
- Interception Return Long — 4, vs. Denver, Dec. 5, 2004

Additional Statistics

- Special Teams Tackles — **1998, 3; 1999, 5; 2001, 2; 2003, 4; Total, 14.**
- Special Teams Forced Fumbles — **1998, 1; 2003, 1; Total, 2.**

VETERANS & RETURNING PLAYERS



TONIU FONOTI

Guard
6-4, 350
4th NFL Season
4th with Chargers

Nebraska
DOB: 11/26/81
Draft 2A - '02
Hauula, Hawaii

77

Had Drew Brees not had such a phenomenal year in 2004, people might very easily have mentioned the name Toniu Fonoti (TONE-u Foe-no-TEE) when discussing NFL Comeback Player of the Year.

After sitting out the 2003 season with a foot injury, Toniu returned to the field in 2004 more determined than ever. He started every game and finished the season as an All-Pro. Toniu's devastating blocks filled the highlight reels as he helped pave the way for the league's sixth-ranked rushing offense. As a unit, the Chargers offensive

line surrendered only 21 sacks in 2004, fourth-fewest in the NFL.

Toniu began his professional career wearing number 71, but last year he switched to 77, the number he wore as a collegian at Nebraska.

A huge man on the field, Fonoti is otherwise a gentle giant. He is a devout family man who enjoys spending time with his wife, U'ilani, and the couple's daughter, Fetogi. Toniu wears a tattoo on his left arm bearing Fetogi's name. His younger brother, Taulai, is a senior outside linebacker at Stanford.

TRANSACTION HISTORY: Selected by Chargers in second round (39) of NFL Draft, April 20, 2002.

2004: *First-team All-Pro by Sports Illustrated.com...*selected to *USA Today's All-Joe Team...*named *Chargers Alumni Player of Week* along with fellow starting offensive linemen following Week 11 win at Kansas City...started Weeks 1-16 and Wild Card Playoff game at left guard. **2003:** Spent season on "Reserve-Injured" list with foot injury...placed on list Aug. 31. **2002:** Selected to *Football Digest's All-Rookie Team...*started Weeks 1 and 4-16 at right guard...saw reserve duty at Arizona Week 3...inactive for Houston game Sept. 15 with shoulder injury.

COLLEGE: All-America first-team selection by *Associated Press*, *Football Writers Association*, *Sporting News*, *Football News*, *CNN/SI* and *ABC Sports* as senior...started 2001 National Championship Game against

Miami...unanimous All-Big 12 first-team choice...all-conference first-team selection by *Dallas Morning News* and *Fort Worth Star-Telegram* as junior...added second-team honors from *Associated Press* and league's coaches...only third player in school history to earn playing time on offensive line as true freshman, joining former All-America's Jake Young (1986) and Will Shields (1989)...member of *Unity Council*...volunteered at *Village Manor Nursing Home*...played at Nebraska from 1999-2001...majored in communications studies.

PERSONAL: Born Toniuolevaiavea Satele "Toniu" Fonoti on Nov. 26, 1981 in American Samoa...honorable mention all-state selection at El Camino High School in Oceanside, California...graduated from Kahuku High in Hauula, Hawaii where he earned first-team all-state honors...lettered in basketball four years and twice in track and field...married, U'ilani, and couple has daughter, Fetogi...resides in Oceanside.

Games Played-Started: 2002 (15-14, San Diego); 2003 (0-0 Reserve-Injured (foot), San Diego); 2004 (16-16, San Diego); **Total** (31-30).

Postseason Games Played-Started: 2004 (1-1, San Diego).



AHMAD GALLOWAY

Running Back
5-11, 223
2nd NFL Season
2nd with Chargers

Alabama
DOB: 3/10/80
Free Agent - '04
Millington, Tenn.

28

Ahmad Galloway joined the Chargers late in the 2004 season and spent time on the team's practice squad. In January 2005, he was allocated to NFL Europe and became one of the league's leading rushers as a member of the Frankfurt Galaxy.

Galloway started every game and was the Galaxy's leading rusher with 516 yards. He scored one touchdown on 141 carries and caught 10 passes for another 144 yards. He was named the NFL Europe Offensive Player of the Week on April 12 after rushing 31 times for a team-record 161 yards and a touchdown in a 23-14 win over Amsterdam. Galloway also played in NFL Europe in 2004 for the Scottish Claymores.

Ahmad is the second cousin of Tampa

Bay wide receiver Joey Galloway. Ahmad was born in San Diego while his dad was in the Navy and stationed at the 32nd Street Naval Base. His dad, Cornell, is a retired warrant officer and still performs civil service for the Navy. While Ahmad was growing up the family lived in San Diego; Miami; Austin, Texas; Yuma, Arizona, and Memphis, Tennessee. The family finally settled in Tennessee and Ahmad played baseball at Millington High School. A former shortstop, he drew interest from the Pittsburgh Pirates coming out of high school, but instead accepted a football scholarship to play at Alabama.

Galloway's hobbies include fishing, reading and dabbling in real estate. He enjoys reading novels by Richard Wright and lists Native Son as his favorite.

TRANSACTION HISTORY: Drafted by Denver in seventh round (235), April 27, 2003...waived by Broncos, Sept. 5, 2004...signed to Chargers practice squad, Nov. 17, 2004...waived from practice squad, Nov 30, 2004...re-signed to Chargers practice squad, Dec. 14, 2004...waived from practice squad, Dec. 21, 2004...re-signed to practice squad, Dec. 22, 2004...re-signed Jan. 11, 2005...allocated to NFL Europe Jan. 20, 2005.

2004: Spent Weeks 10-11 and 14-16 on Chargers practice squad...also spent week of AFC Wild Card Playoff game on team's practice squad. **2003:** Spent season on Denver's "Reserve-Injured" list recovering from torn anterior cruciate and medial collateral ligaments in his left knee suffered during senior collegiate season at Alabama...placed on list Aug. 25.

COLLEGE: Recipient of Sylvester Croom Commitment to Excellence Award as senior...two-time Academic All-SEC choice...suffered season-ending knee injury in fourth game of senior year against Southern Mississippi...finished collegiate career with 1,830 yards and 17 touchdowns on 376 carries...redshirted as freshman in 1998...played at Alabama from 1998-2002...majored in English.

PERSONAL: Born March 10, 1980 in San Diego...Class 5A All-State and district MVP as senior at Millington High School in Millington, Tennessee...Player of Year in West Tennessee and third-team All-South by Fox Sports...rushed for 4,107 yards and 48 touchdowns during final two prep seasons...resides in San Diego.



ANTONIO GATES

Tight End
6-4, 260
3rd NFL Season
3rd with Chargers

Kent State
DOB: 6/18/80
Free Agent - '03
Detroit, Mich.

85

Antonio Gates has emerged as one of the NFL's most amazing stories. Just three years removed from a trip to the "Elite 8" in the NCAA College Basketball Tournament, Gates has become a Pro Bowl tight end, an All-Pro and an NFL record holder.

In 2004, he led the team with 81 catches, 964 yards and 13 touchdowns and was voted to his first-career Pro Bowl. His 13 touchdown catches set a new NFL single-season record for tight ends and tied for the second-most in a season in team history. He finished the year ranked fourth in the NFL in touchdown catches.

Gates' 81 catches ranked fourth in the NFL among tight ends and his 964 yards on those catches were good for the third-highest total in the NFL among tight ends.

Gates earned the moniker of "Mr. Clutch," as he ranked second in the NFL with 30 third-down catches. His 30 catches on third down were good for 358 yards (fifth in the NFL) and six touchdowns (third in the NFL). In total, 55 of his 81 catches (.679) resulted in first downs.

When Gates signed with the Chargers in 2003, he had not strapped on a helmet or a pair of shoulder pads since his senior season at Central High School in Detroit. An up-and-down start to his collegiate basketball career sent Antonio bouncing to three different schools, including Michigan State, before he finally found a home at Kent State. In two seasons for the Golden Flashes, he helped lead the team to back-to-back conference championships and left the Kent, Ohio campus as the school's sixth all-time scorer.

Gates still follows college basketball religiously and he often participates in pickup games in the open gym at nearby San Diego State. This year, he attended his first-ever Final Four, traveling to St. Louis to cheer on the Spartans of Michigan State.

In June, Gates served as the honorary chairman for the Shoot to Cure HD, a free-throw shooting event that raised money for the Huntington's Disease Society of America.



TRANSACTION HISTORY: Signed with Chargers as undrafted rookie, May 2, 2003.

2004: AFC Pro Bowl starter...first-team All-Pro by Associated Press, Football Digest, Sporting News, Sports Illustrated and Sports Illustrated.com...second-team All-Pro by College & Pro

Football Newsweekly...All-NFL, All-AFC and All-Pro second-team by Pro Football Weekly/Professional Football Writers of America...NFL Alumni Association Tight End of Year...Chargers Offensive Player of Year...led team with 81 catches, 964 yards and 13 touchdowns...set career-highs with eight catches and 123 yards in season opener at Houston...caught four passes on third-down plays that resulted in first downs and seven of his eight total catches went for first downs...caught 11-yard touchdown pass on third-down-and-10 play in second quarter against Tennessee Oct. 3...was first

touchdown catch of season...led team with seven catches against Titans...had three catches for 25 yards during Chargers' second quarter touchdown drive versus Tennessee, including 12-yard catch on third-down-and-seven play...career-high two touchdown catches against Jacksonville Oct. 10...caught one- and 11-yard scoring passes on third-down plays in first half...26-yard third-down catch on opening series of game against Jaguars helped set up first touchdown and 29-yard catch on third-down in third quarter helped set up Nate Kaeding field goal...tied career high with eight catches versus Jacksonville...led team with 80 yards receiving and tied for team high with six catches at Atlanta Oct. 17...four of his six catches resulted in first downs...caught three passes for 67 yards on fourth-quarter touchdown drive that ended with Kaeding field goal...led team with seven catches for 61 yards in 17-6 win at Carolina Oct. 24...five of seven catches against Panthers, including four on third-down, resulted in first

Continued next page

downs...critical third-down catches on both of team's third-quarter scoring drives enabled Chargers to turn 6-0 deficit into 10-6 lead...notched five- and one-yard touchdown catches in third quarter against Oakland Oct. 31...all five catches against Raiders resulted in first downs...season-long 29-yard catch on first play of third quarter ignited drive that ended with his five-yard touchdown catch...16-yard catch on first offensive play of game started drive that ended with 17-yard touchdown catch by Justin Peelle...**Chargers Alumni Player of Week** after pulling down career-high three touchdown catches against New Orleans

28...touchdown catches were 10th and 11th of season to set new team record for tight ends, surpassing mark of 10 set by Winslow and Willie Frazier... touchdown catches against Chiefs raised total to eight in last four games, tied with Wes Chandler for most in team history in four-game stretch...both scoring catches came in fourth quarter and covered 18 and 11 yards...held to three catches and 31 yards against Broncos Dec. 5, but two of three catches were on third-down plays that resulted in first downs, including 10-yard catch on third-and-five during second quarter touchdown drive to give Chargers 14-7 lead...snapped two-



LaDainian Tomlinson, Drew Brees and Antonio Gates all played in the 2005 Pro Bowl in Honolulu

Michael P. Malarkey/WireImage.com

Nov. 7...scores covered 12, seven and two yards... first Chargers receiver to have three touchdown catches in game since Tony Martin had three against Baltimore Sept. 28, 1997...first three-touchdown game by Chargers tight end since Kellen Winslow against Kansas City Dec. 11, 1983...raised season touchdown total to eight, most by tight end on team since Winslow had eight in 1983...led team with eight catches for 101 yards and touchdown at Oakland Nov. 21...scored touchdown on 11-yard catch to cap game's opening drive on third-down-and-six play...also had 23-yard catch on third-down-and-two early in drive to keep chains moving...caught 12-yard pass from Brees on third-down-and-five play in fourth quarter that resulted in six-yard touchdown run by LaDainian Tomlinson three plays later for deciding points in 23-17 win...led team with 92 receiving yards and two touchdowns on seven catches at Kansas City Nov.

game scoreless streak with career-long 72-yard touchdown catch at Cleveland Dec. 19...12th touchdown catch of season tying NFL record for tight ends shared by Wesley Walls, Todd Christensen, Jerry Smith and Mike Ditka...touchdown was lone catch versus Browns...caught four-yard touchdown pass at Indianapolis Dec. 26 for 13th touchdown of season to set new NFL record for tight ends...also caught 20-yard pass on third-and-18 on fourth play of touchdown drive...three of seven catches against Colts were third downs that resulted in first downs, including touchdown catch...did not play against Kansas City Jan. 2...caught game-tying one-yard touchdown pass with 11 seconds left in fourth quarter to force overtime in Wild Card Playoff game against New York Jets...caught 21- and 44-yard passes during drive to help set up touchdown...started and caught three passes for 51 yards for AFC in 38-27 win over NFC in Pro Bowl Feb. 13...

12-yard touchdown catch from Peyton Manning gave AFC 28-7 lead in second quarter ...caught 33-yard pass from Brees to start scoring drive in fourth quarter...drive ended with Tomlinson touchdown run for deciding points in victory. **2003:** Team's third-leading receiver with 24 catches...made permanent move into starting lineup Nov. 2 at Chicago ...caught first-career touchdown pass against Minnesota Nov. 9 on four-yard pass from Doug Flutie...26-yard catch in fourth quarter set up final touchdown against Minnesota... grabbed 18-yard touchdown catch on pass from Flutie on final play of Kansas City game Nov. 30...set season high with 117 yards receiving on five catches against Green Bay Dec. 14...season-long 48-yard catch against Packers...was first Chargers rookie to have 100 receiving yards in game since Wayne Walker at Washington Dec. 10, 1989...matched season high with five catches at Pittsburgh Dec. 21.

COLLEGE: Associated Press honorable mention All-America following senior season when he averaged 20.6 points and 7.7 rebounds...also named first-team All-Mid American Conference and was runner-up for Player of Year honors...played on teams that won back-to-back MAC East Division Titles and posted consecutive 20-win seasons (2001-02 and 2002-03)...finished career ranked sixth in school history with 1,216 points...spent first college semester at Michigan State and transferred to Eastern Michigan University for spring semester in 1999 where he averaged 10.2 points and team-leading 7.4 rebounds...transferred to College of Sequoias in California for 2000-01 season but did not play basketball... majored in general studies.

PERSONAL: Born June 18, 1980 in Detroit, Michigan...led Detroit Central High School to Class A state championship as senior...first-team all-state selection in football and basketball...resides in San Diego.

Year	Team	G-S	Receiving			
			No.-Yds.	Avg.	Long	TD
2003	San Diego	15-11	24-389	16.2	48	2
2004	San Diego	15-15	81-964	11.9	72t	13
	Totals	30-26	105-1,353	12.9	72t	15
	Postseason	1-1	6-89	14.8	44	1

Single-game Highs

Receptions — 8, three times, Last: at Oakland, Nov. 21, 2004
 Receiving Yards — 123, at Houston, Sept. 12, 2004
 Receiving Long — 72t, at Cleveland, Dec. 19, 2004
 Receiving TDs — 3, vs. New Orleans, Nov. 7, 2004
 Receiving Long TD — 72t, at Cleveland, Dec. 19, 2004

Additional Statistics

Special Teams Tackles — **2003, 4.**

100-Yard Receiving Games (3)

Date	Opponent	W-L	No.-Yds.	Avg.	Long	TD
12/14/03	Green Bay*	L	5-117	23.4	48	0
09/12/04	at Houston*	W	8-123	15.4	29	0
11/21/04	at Oakland*	W	8-101	12.6	28	1

2004 Game-By-Game

Date	Opponent	Receiving			
		No.	Yards	Long	TD
09/12	at Houston*	8	123	29	0
09/19	New York Jets*	4	39	14	0
09/26	at Denver*	4	30	10	0
10/03	Tennessee*	7	57	12	1
10/10	Jacksonville*	8	93	29	2
10/17	at Atlanta*	6	80	23	0
10/24	at Carolina*	7	61	14	0
10/31	Oakland*	5	63	29	2
11/07	New Orleans*	5	56	29	3
11/21	at Oakland*	8	101	28	1
11/28	at Kansas City*	7	92	27	2
12/05	Denver*	3	31	13	0
12/12	Tampa Bay*	1	17	17	0
12/19	at Cleveland*	1	72	72t	1
12/26	at Indianapolis*	7	49	20	1
01/02	Kansas City	Inactive			
01/08	New York Jets*+	6	89	44	1

VETERANS & RETURNING PLAYERS

Continued next page

2003 Game-By-Game

Date	Opponent	Receiving			
		No.	Yards	Long	TD
09/07	at Kansas City	Inactive			
09/14	Denver	0	0	0	0
09/21	Baltimore	0	0	0	0
09/28	at Oakland	2	30	17	0
10/05	at Jacksonville*	1	8	8	0
10/19	at Cleveland*	0	0	0	0
10/27	Miami	0	0	0	0
11/02	at Chicago*	0	0	0	0
11/09	Minnesota*	3	55	26	1
11/16	at Denver*	0	0	0	0
11/23	Cincinnati*	1	12	12	0
11/30	Kansas City*	3	49	18t	1
12/07	at Detroit*	2	18	10	0
12/14	Green Bay*	5	117	48	0
12/21	at Pittsburgh*	5	64	20	0
12/28	Oakland*	2	36	28	0

* Denotes starter

+ Denotes postseason game



RANDALL GODFREY

L. Linebacker
6-2, 245
10th NFL Season
2nd with Chargers

Georgia
DOB: 4/6/73
UFA (Seattle) - '04
Valdosta, Ga.

58

In 2002, Randall Godfrey pondered retirement after four seasons with Dallas and three with Tennessee. The bumps and bruises of the game had begun to take their toll. He decided he wasn't ready to leave the game and signed a one-year deal with the Seattle Seahawks. A 10-6 season with the Seahawks and a playoff berth again had Godfrey thinking about retiring. That was until a critical fourth-quarter play in an NFC Wild Card Playoff game when Packers running back Ahman Green escaped from Randall's grasp and scored a touchdown that would send the game into overtime where Green Bay would eventually win, 33-27. That play and that game left a bad taste in Randall's mouth. He wasn't ready to end his career on that note.

Godfrey signed a three-year deal with the Chargers in 2004. He stepped in as an inside linebacker in the team's new 3-4 defense, bringing leadership and experience. With Godfrey in the middle, the Chargers ranked third in the NFL against the run and went 12-4, earning their first playoff berth in 10 years. Godfrey led the team with eight tackles for loss and finished the year with 87 stops, third-most on the squad.

Randall also had another motivation for continuing to play the game. Last April, he was forced to deal with the untimely death

of his cousin and former NFL wide receiver Brice Hunter. They were not only cousins, but teammates at the University of Georgia. Before his passing, they hosted an annual camp at Lowndes County High School in Georgia, raising more than \$10,000 each year for Randall's foundation. In Brice's memory, Godfrey still hosts the camp with the proceeds being used to help at-risk youths. He also helps athletes who are planning to attend college to prepare for SATs and ACTs.

Randall now makes his home in San Diego, but still maintains close ties to his hometown of Valdosta, Georgia. He and his father are overseeing the construction of a 20,000-square-foot recreation center that will open in 2007 and feature a gym, indoor track and playground.

Randall and his cousin, Rodney, recently opened the Godfrey Funeral Home in Valdosta. Rodney had been in the business and convinced Randall that it was a good investment. The Godfreys help families with the necessary arrangements for funerals, including embalming, viewings and memorial services.

Godfrey's hobbies include fishing and collecting sports memorabilia. Twice a year he and several family members travel to Panama City, Florida to go deep-sea fishing. His sports memorabilia collection



includes more than 30 autographed jerseys. Randall and his wife, Rhonda, have three sons: Billy, R.J. and Grant. Randall

owns a mini Doberman named Zeus and a Boxer named Tyson.

TRANSACTION HISTORY: Second-round draft pick (49) by Dallas, April 20, 1996...signed with Tennessee, Feb. 16, 2000...released by Titans June 18, 2003...signed with Seattle June 23, 2003...signed with Chargers March 10, 2004.

2004: Forced fumble by Domanick Davis with 3:48 left in fourth quarter of season opener at Houston...Steve Foley recovered fumble and Chargers' offense ran out clock to seal victory...left Jets game early Sept. 19 after suffering concussion and facial lacerations...turned in big effort at Denver Sept. 26 with seven tackles, including three behind line of scrimmage...also forced and recovered fumble against Broncos running back Quentin Griffin...Chargers scored touchdown on one-yard run by Drew Brees on ensuing possession to trim Denver's lead to 13-10 in third quarter...posted season-high nine tackles against Tennessee Oct. 3...registered six stops, including one for loss, at Carolina Oct. 24...racked up six tackles, including two behind line of scrimmage against Oakland Oct. 31...registered eight stops, including one for loss, and pass defended against New Orleans Nov. 7...delivered bone-crushing hit to ear hole of Oakland's Jerry Porter and forced fumble after catch Nov. 21...fumble was recovered by Ben Leber and returned 25 yards to set up 19-yard field goal by Nate Kaeding to give Chargers 16-7 lead in third quarter...tallied eight-yard sack at Kansas City Nov. 28...big hand in Dec. 5 win over Denver, tipping Jake Plummer pass that was intercepted by Steve Foley in first quarter...ripped off six-yard sack in second quarter to pin Denver back at its own two-yard line and force punt one play later...Eric Parker returned punt 19 yards to 21-yard line and six plays

later LaDainian Tomlinson scored touchdown on one-yard run to turn 7-7 game into 14-7 lead for Chargers...led team with eight tackles, including one for loss, at Cleveland Dec. 19...did not play against Kansas City Jan. 2...second on squad with 10 stops in Wild Card Playoff game against New York Jan. 8. **2003:** Scored second-career touchdown on 55-yard fumble return at Arizona Sept. 14...led team with season-high nine stops against Chicago Oct. 19...made 100th career start and tallied forced fumble at Baltimore Nov. 23...inactive for Cleveland game Nov. 30 with chest injury...collected interception at St. Louis Dec. 14. **2002:** Limited for majority of season due to right ankle injury...was healthy late in season to help Titans advance to AFC Championship Game against Oakland...inactive Weeks 2 & 6-11 and did not play Week 3 due to ankle injury...had sack at Oakland Sept. 29...season-high nine stops against New York Giants Dec. 1. **2001:** Led team with 111 tackles...led team with 12 stops in season opening loss to Miami Sept. 9...suffered broken thumb in Ravens game Oct. 7 but finished contest...led team and set season high with 14 tackles at Detroit Oct. 21...missed Jan. 6 game versus Cincinnati because of left knee injury...collected sack in Monday Night Football game at Pittsburgh Oct. 29...did not play at Baltimore Nov. 12 due to left knee injury...was first missed game of career and ended streak of 87 consecutive games played and 77 consecutive starts. **2000:** **Second-team All-Pro by Associated Press**...led team with career-high 169 tackles...posted double-figures in tackles in nine games...led or tied for team lead in tackles in 13 of 16 games...tallied 14 stops at Buffalo in season opener Sept. 3...**AFC Defensive Player of Week** after intercepting two passes and returning one 24 yards for touchdown at Baltimore Oct. 22...added 13 tackles against Ravens...forced two fumbles and tied season high with 14 stops against Baltimore Nov. 12...second **AFC Defensive Player of Week** award after Monday Night Football game against Dallas Dec. 25, which included 13 tackles, 1.5 sacks, forced fumble, fumble recovery and two passes defended...racked up sack and 10 tackles in AFC Divisional Playoff game against Baltimore Jan. 7. **1999:** Led Dallas with 143 tackles...tied for team high with nine stops at Washington Sept. 12...team-high 11 tackles



Randall Godfrey has played in 14 Monday Night Football games during his career. He had 120 tackles and 4.5 sacks in those games. He was the AFC Defensive Player of the Week after a Monday Night Football game against Dallas Dec. 25, 2000 when he had 13 tackles, 1.5 sacks and forced a fumble.

Continued next page

on Monday Night Football against Atlanta Sept. 20...team-high 13 stops in Monday night game at New York Giants Oct. 18...paced team with 11 tackles in shutout over Miami Nov. 25...career-high 17 tackles to lead defense at New England Dec. 5...intercepted pass versus New York Jets Dec. 19...sack and forced fumble at New Orleans Dec. 24. **1998:** Dallas' fourth-leading tackler with 115 stops...led team with three forced fumbles and linebackers with career-best three sacks...paced unit with 11 tackles in season opener against Arizona Sept. 6...posted sack in Monday Night Football game at New York Giants Sept. 21...led team with 13 tackles against Oakland Sept. 27 and 14 at Washington Oct. 4...had sack at Arizona Nov. 15...registered first-career interception off Washington's Trent Green in end zone Dec. 27. **1997:** Second-leading tackler with 149 stops...closed out season with seven-consecutive double-digit tackle games...tied for team high with 11 stops in season opener at Arizona Sept. 7...picked up first-career sack at Washington Oct.

13...led team with season-high 14 stops against Arizona Nov. 9...tallied back-to-back 11-tackle efforts against Washington Nov. 16 and Green Bay Nov. 23...matched season high with 14 tackles against Carolina Dec. 8...12 stops against New York Giants Dec. 21. **1996:** Started final six games at strong-side linebacker...posted season-high nine stops at Washington Dec. 22.

COLLEGE: First-team All-SEC as sophomore after leading Bulldogs with 114 tackles...SEC Freshman of Year, Freshman All-SEC and Freshman All-America in 1992 after recording 114 tackles to become first true freshman to lead Georgia's defense...played at Georgia from 1992-95...majored in housing and consumer economics.

PERSONAL: Born April 6, 1973 in Valdosta, Georgia...All-America and all-state linebacker at Lowndes County High School in Valdosta...team MVP in basketball...lettered in track...married, Rhonda...has sons: Billy, R.J. and Grant...resides in San Diego.

Year	Team	G-S	Tack.-Asst.	Total	Sacks-Yds.	Int.-Yds.	Long	TD	Pass	Fumbles
									Def.	For.-Rec.
1996	Dallas	16-6	21-10	31	0-0	0-0	0	0	1	1-0
1997	Dallas	16-16	76-73	149	1-5	0-0	0	0	2	0-1
1998	Dallas	16-16	66-49	115	3-22	1-0	0	0	3	3-1
1999	Dallas	16-16	95-48	143	1-16	1-10	10	0	5	1-0
2000	Tennessee	16-16	97-72	169	2.5-19	2-24	24t	1	7	4-2
2001	Tennessee	14-14	79-32	111	1-9	1-5	5	0	3	2-0
2002	Tennessee	8-5	27-17	44	1-4	0-0	0	0	0	0-0
2003	Seattle	15-14	45-14	59	0-0	1-7	7	0	4	1-1
2004	San Diego	15-15	68-19	87	2-14	0-0	0	0	3	3-1
	Totals	132-118	574-334	908	11.5-89	6-46	24t	1	28	15-6
	Postseason	8-7	40-8	48	1-9	0-0	0	0	2	0-0

Single-game Highs

Tackles — 17, at New England, Dec. 5, 1999
 Sacks — 1.5, vs. Dallas, Dec. 25, 2000
 Interceptions — 2, at Baltimore, Oct. 22, 2000
 Interception Return Yards — 24, at Baltimore, Oct. 22, 2000
 Interception Return Long — 24t, at Baltimore, Oct. 22, 2000
 Interception Return for Touchdown — 1, at Baltimore, Oct. 22, 2000
 Fumble Return for Touchdown — 1, at Arizona, Sept. 14, 2003

Postseason Single-game Highs

Tackles — 10, twice, Last: vs. New York Jets, Jan. 8, 2005
 Sacks — 1, vs. Baltimore, Jan. 7, 2001

Additional Statistics

Special Teams Tackles — 1996, 9; 1997, 2; 1998, 6; 1999, 1; Total, 18.

VETERANS & RETURNING PLAYERS



MIKE GOFF

Guard
6-5, 311
8th NFL Season
2nd with Chargers

Iowa
DOB: 1/6/76
UFA (Cincinnati) - '04
Peru, Ill.

79

When Mike Goff signed with the Chargers in 2004, he stepped to the front of the room and assumed a leadership role on the offensive line. Goff took rookies Nick Hardwick and Shane Olivea under his wing. He opened his Pacific Beach home to second-year guard Kris Dielman and regularly hosted every member of the offensive line at his house for dinner. The camaraderie paid huge dividends as the unit gelled like few others in recent memory. The line opened holes and created running lanes for the NFL's sixth-ranked rushing attack. It protected the team's quarterbacks, allowing them to throw 29 touchdowns and just seven interceptions. As a unit, the offensive line surrendered only 21 sacks in 2004, the fourth-fewest in the league and the fewest by a Chargers squad since 1990.

Outside of football, Goff's hobbies include reading, movies, golf and fishing, but his favorite hobby is cooking. He

learned to cook by watching *The Food Network* and enjoys having teammates over to the house to sample his many specialty dishes. Goff has mastered many culinary specialties, but lists among his favorites—creole tomato soup with croutons, stuffed jumbo shrimp with crabmeat dressing, lamb chops and pork Wellington.

When he's not slaving over a hot stove, Goff helps his father, Lyman, run a trucking business the two own in Columbus, Ohio. Their company hauls outdoor materials including dirt, gravel and asphalt.

Before being drafted by the Bengals in 1998, Mike posted score of 38 on Wunderlich intelligence test. It was the second-highest score among offensive linemen tested at the '98 NFL Combine.

Mike has gained some notoriety in San Diego. This year he was invited to be a celebrity judge at the dance team try-outs for the San Diego Riptide of ArenaFootball2.



TRANSACTION HISTORY: Third-round draft choice (78) by Cincinnati, April 18, 1998... signed with Chargers, March 8, 2004.

2004: *Second-team All-Pro by Football Digest*...named to *USA Today's All-Joe Team*...*Chargers Alumni Player of Week* along with fellow starting offensive linemen following Week 11 win at Kansas City... started Weeks 1-16 and Wild Card Playoff game at right guard. **2003:** Valuable member of offense that ranked in NFL's top-half in total yards, rushing yards and passing yards for first time since 1997...started Week 1 at center...started Weeks 2-16 at right guard. **2002:** Key component of offense which posted streak of six consecutive games with 350 or more yards, longest team streak since 10-game stretch in 1986...started Weeks 1-3 and 7-16 at right guard...inactive Weeks 4-6 due to knee laceration suffered Sept. 22 at Atlanta. **2001:** Starting right guard was only offensive lineman to play all 1,071 offensive snaps...Bengals offensive line allowed only 28 sacks, fourth-fewest in team history. **2000:** Starting right guard led offensive line playing in 991 of possible 1,001 snaps dur-

ing season...anchor of offensive line which blocked for Corey Dillon to rush for team-record 1,435 yards...played every snap against Denver Oct. 22 when Dillon rushed for NFL-record 278 yards and team rushed for club-record 407 yards...Bengals' rush offense ranked second in NFL...Goff surrendered only 2.5 sacks during entire season. **1999:** Saw reserve action at right guard Sept. 26...inactive Weeks 6-7 due to left knee sprain...subbed for Jones after injury Dec. 26 at Baltimore...starting left tackle for season finale at Jacksonville Jan. 2 for injured Rod Jones. **1998:** Inactive Weeks 5-9 recovering from partial ligament tear in left knee injured during practice... started Weeks 12-16 at right guard.

COLLEGE: Started every game as senior at right guard for nation's eighth-ranked rush offense...played at Iowa from 1994-97... majored in sociology.

PERSONAL: Born Jan. 6, 1976 in Peru, Illinois...All-America defensive tackle and team captain at LaSalle-Peru Township High School...resides in San Diego.

Continued next page

Games Played-Started: 1998 (10-5, Cincinnati); 1999 (12-1, Cincinnati); 2000 (16-16, Cincinnati); 2001 (16-16, Cincinnati); 2002 (13-13, Cincinnati); 2003 (16-16, Cincinnati); 2004 (16-16, San Diego); **Total** (99-83).

Games Played-Started: 2004 (1-1, San Diego).



BOB HALLEN

Center-Guard
6-3, 295
8th NFL Season
4th with Chargers

Kent State
DOB: 3/9/75
Free Agent '04
Mentor, Ohio

62

Bob Hallen provides the Chargers with experience and depth on the offensive line.

Bob finds relaxation in spending time with his wife, Heather, and the couple's four-year-old daughter, Brianna. The couple also has a chocolate Labrador retriever named Otis. Bob owns a Honda Valkyrie motorcycle that he enjoys riding. Heather is related to Dr. James Naismith, who invented and named the game of basketball in 1891.

In the offseason, the Hallens return to Cleveland, Ohio, where they live in their dream home on the outskirts of Cleveland Metropolitan Park. Each year, Hallen donates about \$1,000 to his alma mater, Mentor High School, for improvements to the school's weight room. He credits his parents for the inspiration to give back to the community. Hallen's parents both worked full-time to support him and his four brothers and sisters.

TRANSACTION HISTORY: Second-round draft pick (53) by Atlanta, April 18, 1998... signed with Chargers, May 2, 2002... re-signed by Chargers, Oct. 27, 2004.

2004: Inactive for Oakland game Week 8... saw action at center at end of game against New Orleans Nov. 7 and Kansas City Jan. 2...did not play Weeks 10-15...took over at center for injured Nick Hardwick in Wild Card Playoff game against New York Jets. **2003:** Placed on "Reserve-Injured" list Oct. 8 due to torn pectoral muscle...suffered injury at Jacksonville Oct. 5...started at right guard Weeks 4-5 for injured Solomon Page...took over for injured Page against Baltimore Sept. 21...did not play Weeks 1-2. **2002:** Saw action at center for injured Jason Ball in season finale against Seattle Dec. 29...also relieved injured Ball at center for brief period at Buffalo Dec. 15...did not play Weeks 12-13...started at left guard at Miami Nov. 24... left San Francisco game Nov. 17 with concussion...started at left guard Weeks 1-10. **2001:** Started 12 games at left guard, while playing in 15 contests with Atlanta...missed season finale at St. Louis Jan. 6 when he became ill with flu symptoms prior to game. **2000:** Started five games and played in all 16 contests...saw action at left guard, right guard and left tackle...started at left guard for first four games...started first NFL game at left tackle at San Francisco on Nov. 19

when regular starter Bob Whitfield could not play. **1999:** Started 14 games at left guard and played in all 16 for Falcons...made first-career NFL start against Minnesota on Sept. 12 in 1999 season opener. **1998:** Played in 12 games and every playoff contest, including Super Bowl XXXIII versus Denver on Jan. 31, 1999 in Miami...saw first NFL game action at San Francisco on Sept. 27.

COLLEGE: First-team All-Mid American Conference choice in 1997...recipient of Jack Lambert Award given to outstanding offensive performer in 1996...received L&L football scholarship provided by school alum for academic and athletic excellence including 4.0 grade-point average for spring and fall semesters...was fifth Golden Flash alum drafted in second round and was highest player selected in school history...majored in community health.

PERSONAL: Born March 9, 1975 in Mentor, Ohio...attended Mentor High School, where he was All-Greater Cleveland League first-team pick as well as all-district, All-Lake County and All-Ohio honorable mention... team captain and member of school's honor roll...collected two letters in football and three in track...Bob and wife, Heather, have daughter, Brianna and reside in San Diego and Cleveland, Ohio.



Games Played-Started: 1998 (12-0, Atlanta); 1999 (16-14, Atlanta); 2000 (16-5, Atlanta); 2001 (15-12, Atlanta); 2002 (13-11, San Diego); 2003 (3-2, San Diego); 2004 (2-0, San Diego) Total (77-44).

Postseason Games Played-Started: 1998 (3-0, Atlanta); 2004 (1-0, San Diego); Total (4-0).



NICK HARDWICK

Center
6-4, 295
2nd NFL Season
2nd with Chargers

Purdue
DOB: 9/2/81
Draft 3B - '04
Indianapolis, Ind.

61

Nick Hardwick, a prep wrestler-turned-offensive-lineman, became the starting center in training camp and helped shape the Chargers' offensive line into one of the league's best.

One of Nick's closest friends on the team has become tackle Shane Olivea. It's funny now, but Nick and Shane almost came to blows during training camp over a prank gone awry. But as teammates do,

they put that incident behind them and forged a strong friendship. During the Chargers' bye week in 2004, Hardwick invited Olivea to travel with him to West Lafayette, Indiana to attend the Purdue-Ohio State game and the pair stayed with Boilermakers quarterback Kyle Orton. Of course, Hardwick attended Purdue and Olivea is an alumnus of Ohio State.

TRANSACTION HISTORY: Third-round pick (66) by San Diego, April 24, 2004.

2004: Named to *ESPN.com's All-Rookie Team*...Started Weeks 1-4 at center...left Tennessee game Oct. 3 with knee injury...inactive Weeks 5-6 while recovering from injury...returned to starting lineup Weeks 7-16 and for Wild Card Playoff game...left Oakland game Oct. 31 briefly in second quarter with concussion...named **Chargers Alumni Player of Week** along with fellow starting offensive linemen following Nov. 28 win at Kansas City...left playoff game versus Jets with ankle injury...returned to game for one play and left with knee injury and did not return.

COLLEGE: Second-team All-Big Ten and recipient of team's Pit Bull Award for sustained tenacity and intense play as senior...Academic All-Big Ten as junior...walked on to team in 2001 as scout team defensive tackle and earned scholarship before junior season...played at Purdue from 2001-03...earned degree in economics.

PERSONAL: Born Sept. 12, 1981 in Franklin, Indiana...earned three wrestling letters at Lawrence North High School in Indianapolis...member of state championship wrestling team...played football as freshman...resides in San Diego.

Games Played-Started: 2004 (14-14, San Diego).

Postseason Games Played-Started: 2004 (1-1, San Diego).



CLINTON HART

Safety
6-0, 205
3rd NFL Season
2nd with Chargers

Cent. Florida Comm. College
DOB: 7/20/77
Waivers (Phil.) - '04
Bushnell, Fla.

42

The Chargers claimed safety Clinton Hart off waivers from the Philadelphia Eagles last September. He took a road not often traveled to

reach the National Football League. Clinton is a former college baseball pitcher who began his pro football career at an Arena Football League2 tryout. After

VETERANS & RETURNING PLAYERS

Continued next page

graduating from Sumter South High School in Bushnell, Fla., Hart put away his football helmet and shoulder pads. He enrolled at Central Florida Community College where he played baseball and was near his family. Hart's father and older brother are both incarcerated and Clinton wanted to stay close to home where he could be near his mother, Kathy, and help her raise his younger brother, Keanu. In many respects, it seems Hart was always destined to play football. During college, he used to bring a football to baseball practice to warm up his arm. The coaches teased him that he was playing the wrong sport.

In 2000, Hart had a tryout with the Tallahassee Thunder of AFL2 and made the team. In 2001, he played for the Tampa Bay Storm of the AFL. While playing for the Thunder in 2000, Hart made just \$162 per week and endured bus rides of up to 20 hours. He enjoyed a breakout season with the Storm in 2001, earning AFL Rookie of the Year honors.

Hart's success in the Arena League landed him a contract offer from the Philadelphia Eagles in 2002. Once signed, he was allocated to NFL Europe where he played for the Rhein Fire and Amsterdam



Admirals. Upon returning to the states, he went to training camp with the Eagles, but was released toward the end of camp. Philadelphia later signed him to their practice squad.

Hart's career took off in 2003. Back with the Eagles, he was called upon in midseason to replace injured Pro Bowl safety Brian Dawkins. Hart filled in admirably, leading the Eagles to a 7-2 mark in games that he started.

Hart has not forgotten his roots in Florida. He hosts a youth football camp and donates time and resources to the Webster Sports Complex in his hometown of Bushnell, Florida. Clinton receives help running the camp from his brother, Cedric, who is a wide receiver at Central Oklahoma, an NCAA Division II school. Clinton has always enjoyed working with kids. During and after his collegiate career at Central Florida Community College, he worked as a counselor and recreation specialist at the Marion Youth Development Center in Ocala, Fla.

One of Hart's favorite hobbies is watching DVDs of "Sanford and Son" and the movie "Rocky." He even keeps a statue of legendary fighter Rocky Balboa in his locker. Hart is also an accomplished barber and has a barber's license.

TRANSACTION HISTORY: Signed free agent contract with Philadelphia, Jan. 29, 2002...waived by Eagles, Aug. 24, 2002...signed to Eagles practice squad, Nov. 19, 2002...re-signed with Philadelphia, Jan. 30, 2003...waived by Eagles, Sept. 14, 2004...claimed by Chargers, Sept. 15, 2004.

2004: Tied Hanik Milligan for team lead with 15 special teams tackles...inactive Week 2 vs. New York Jets...led squad with two special teams stops at Atlanta Oct. 17...intercepted pass off Kerry Collins late in second quarter against Oakland Oct. 31...pick led to 23-yard touchdown catch by Tim Dwight four plays later that gave San Diego 28-7 half-time lead over their arch rivals...also tied team high with two stops on special teams against Raiders...collected three stops, including one for loss, and tied for team high with two special teams tackles against New Orleans Nov. 7...tied for team high with two stops on special teams at Oakland Nov. 21...tied for team high with two special teams tackles against Denver Dec. 5...led team with two stops on special teams at Cleveland Dec. 19...filled in for injured Terrence Kiel at strong safety in Wild Card Play-

off game vs. New York...left game briefly with ankle sprain but returned to action...finished contest with six tackles. **2003:** Started Weeks 2-9 and 11 for injured Pro Bowl free safety Brian Dawkins...first-career start versus New England Sept. 14...logged career-high 10 tackles at New York Giants Oct. 19...chalked up first-career sack at Atlanta Nov. 2. **2002:** Spent final six weeks of regular season and three weeks of postseason on Philadelphia's practice squad...allocated to Rhein Fire of NFL Europe and later traded to Amsterdam Admirals. **2001:** Defensive back and wide receiver for Tampa Bay Storm of Arena Football League...recorded three interceptions and 69 tackles on defense...caught 24 passes for 242 yards and touchdown on offense. **2000:** Played for Tallahassee Thunder of AFL2.

COLLEGE: Played baseball from 1996-98 at Central Florida Community College.

PERSONAL: Born July 20, 1977 in Dade City, Florida...all-state defensive back at South Sumter High School in Bushnell, Florida...also lettered in basketball, baseball and track...resides in San Diego.

Veterans & Returning Players

Year	Team	G-S	Tack.-Asst.	Total	Sacks-Yds.	Int.-Yds.	Long	TD	Pass Def.	Fumbles For.-Rec.
2003	Philadelphia	16-9	39-22	61	1-7	0-0	0	0	7	0-1
2004	San Diego	14-0	5-4	9	0-0	1-13	13	0	2	0-0
	Totals	30-9	44-26	70	1-7	1-13	13	0	9	0-0
	Postseason	3-0	5-1	6	0-0	0-0	0	0	0	0-0

Single-game Highs

Tackles — 10, at New York Giants, Oct. 19, 2003
 Sacks — 1, at Atlanta, Nov. 2, 2003
 Interceptions — 1, vs. Oakland, Oct. 31, 2004
 Interception Return Yards — 13, vs. Oakland, Oct. 31, 2004
 Interception Return Long — 12, vs. Oakland, Oct. 31, 2004

Postseason Single-game Highs

Tackles — 6, vs. New York Jets, Jan. 8, 2005

Additional Statistics

Special Teams Tackles — 2003, 11; 2004, 15; Total, 26.

Additional Postseason Statistics

Special Teams Tackles — 2003, 1.



HOWARD HODGES

Linebacker

6-2, 255

1st NFL Season

2nd with Chargers

Iowa

DOB: 5/29/81

Free Agent - '04

Copperas Cove, Tex.

47

Howard Hodges got an opportunity to work on the Chargers practice squad in 2004 and this year gained even more experience as a member of NFL Europe's Frankfurt Galaxy. The former All-Big Ten Conference performer

saw considerable action for the Galaxy and finished his European stint with 25 tackles, one-half a sack and two passes defensed.



TRANSACTION HISTORY: Signed with Chargers as undrafted rookie, May 7, 2004...waived, Sept. 5, 2004...signed to Chargers practice squad, Sept. 22, 2004...waived from practice squad, Oct. 5, 2004...re-signed to practice squad, Nov. 15, 2004...re-signed Jan. 24, 2005...allocated to NFL Europe Jan. 20, 2005.

COLLEGE: Second-team All-Big Ten as senior and first-team as junior...earned Coaches Appreciation Award for defense as junior...finished collegiate career with 142 tackles, 20 sacks and 26 tackles for loss...redshirted in 1999...played at Iowa from 1999-2003...earned degree in economics.

2004: Spent Weeks 3-4 and 10-16 on Chargers' practice squad.

PERSONAL: Born May 29, 1981 in Copperas Cove, Texas...all-state and all-district at Copperas Cove High School...lettered in basketball and track...resides in San Diego.



QUENTIN JAMMER

Cornerback

6-0, 204

4th NFL Season

4th with Chargers

Texas

DOB: 6/19/79

Draft 1 - '02

Angleton, Tex.

23

Quentin Jammer feels like he's ready to have a breakout

season in this, his fourth with the Chargers. This year, the former first-round pick

Continued next page

will lend support to the American Cancer Society with each interception. In honor of his grandfather, Gylum Diggs, who died of cancer when Quentin was in the eighth grade, he will donate \$1,000 to the ACS for every interception and \$5,000 if he returns one for a touchdown. He hopes to donate a lot of money.

In May, Quentin tied the knot with his high school sweetheart, Alicia James. The couple exchanged their vows in Laguna Beach and traveled to Europe for their honeymoon.

Last year, Quentin and Alicia moved into their dream home in the San Diego community of Santaluz. Quentin's favorite part of the house is a 1,000-gallon saltwater fish tank that was built into a wall and is home to sharks, eels and other fish. The couple also owns two dogs: a pair of boxers named Ali and Bailey.

Jammer lists Donovan's Steak House and Benihana among his favorite restaurants. His hobbies include playing video games and reading magazines.

TRANSACTION HISTORY: First-round draft pick (5) by San Diego, April 20, 2002.

2004: Snagged interception on final play of first half against Tampa Bay Dec. 12...finished Bucs game with season-high seven tackles, including one for loss, and two passes defended...matched season high with seven stops against Indianapolis Dec. 26...tallied four tackles and one pass defended in Wild Card Playoff game. **2003:** Team leader with four interceptions and 13 passes defended...ranked fifth on squad with 71 total tackles...recorded first-career interception off Trent Green at Kansas City Sept. 7...led to Chargers first touchdown on ensuing drive...added four stops, including one for loss, against Chiefs...recovered fumble against Miami Oct. 27 which led to LaDainian Tomlinson touchdown on ensuing drive...racked up interception and season-high eight tackles, including one for loss, at Denver Nov. 16...ripped off career-high two interceptions against Kansas City's Trent Green Nov. 30...first interception came on first play of game and second was in end zone on first play of fourth quarter...also led squad with three passes defended and added five tackles, including one for loss against Chiefs...counted tackle for loss among seven stops versus Green Bay Dec. 14. **2002:** Named to *Pro Football Weekly's All-Rookie Team*...

did not play in preseason or Week 1 due to contract holdout...signed on Sept. 11 and was inactive versus Houston Sept. 15...made first-career start at Oakland Oct. 20...started and tied for team high with seven tackles at St. Louis Nov. 10...had season-high three passes defended against San Francisco Nov. 17...started Dec. 8 versus Oakland and had career-high 10 tackles.

COLLEGE: Unanimous All-America and All-Big 12 Conference first-team selection as senior...first player in school history to be named finalist for Jim Thorpe Award, given to nation's top defensive back...team co-Most Valuable Player and Outstanding Defensive Player of Year in 2001...first-team all-conference selection as junior...medical redshirt in 1999 while recovering from shoulder injury...intercepted seven passes during career and recorded 195 tackles...played at Texas from 1997-2001...majored in ethnic studies.

PERSONAL: Born June 19, 1979 in Bay City, Texas...two-time all-district defensive back and quarterback at Angleton High School in Angleton, Texas...district's defensive MVP as senior...lettered in track and field in 100 and 200 meters and long jump...cousin of former Longhorns defensive lineman and current Seattle Seahawk Cedric Woodard...resides in San Diego.

Year	Team	G-S	Tack.-Asst.	Total	Sacks-Yds.	Int.-Yds.	Long	TD	Pass	Fumbles
									Def.	For.-Rec.
2002	San Diego	14-4	56-8	64	0-0	0-0	0	0	10	0-0
2003	San Diego	16-16	57-14	71	0-0	4-6	6	0	13	0-1
2004	San Diego	16-16	53-9	62	0-0	1-12	12	0	10	0-0
	Totals	46-36	166-31	197	0-0	5-18	18	0	33	0-1
	Postseason	1-1	4-0	4	0-0	0-0	0	0	1	0-0

Single-game Highs

Tackles — 8, at Denver, Nov. 16, 2003

Interceptions — 2, vs. Kansas City, Nov. 30, 2003

Interception Return Yards — 12, vs. Tampa Bay, Dec. 12, 2004

Interception Return Long — 12, vs. Tampa Bay, Dec. 12, 2004

Additional Statistics

Special Teams Tackles — 2002, 3.



LEANDER JORDAN

Tackle
6-4, 320
6th NFL Season
2nd with Chargers

Indiana (Pa.)
DOB: 9/15/77
UFA (Jacksonville) - '04
Pittsburgh, Pa.

75

Leander Jordan is a motorcycle and classic car enthusiast. He started riding dirt bikes when he was just eight years old and purchased his first motorcycle after turning 21. Jordan owns a Suzuki Hayabusa 1300 street bike that has been converted into a drag racing motorcycle.

A friend races the Hayabusa at the Mooresville Dragway in Charlotte, North Carolina. Jordan would love to race the bike himself, but weighing more than 300 pounds makes it difficult to get the bike to its

top speed of more than 200 miles per hour.

Jordan also owns two classic cars: a red 1983 Ford Capri 5.0 and a candy green 1966 Lincoln Continental convertible.

Jordan dabbles in the real estate market as he prepares for life after his football career. He owns rental properties in Jacksonville, Charlotte and San Diego. He is also completing an internship in a financial planning firm and is learning about financial management.

Jordan owns an Italian mastiff cane corso named Tank.

TRANSACTION HISTORY: Third-round pick (82) by Carolina, April 15, 2000... waived by Panthers, Sept. 1, 2002...signed with Jacksonville, Oct. 14, 2002...signed with Chargers March 5, 2004.

2004: Inactive Week 1...did not play Weeks 2-4, 7, 10-15 and Wild Card Playoff game... saw action in goal-line situations Weeks 5-6 and 8-9...saw action late at tackle in games against New Orleans Nov. 7 and Kansas City Jan. 2. **2003:** Reserve right tackle and left guard in season finale against Atlanta Dec. 28...reserve action at left tackle against New Orleans Dec. 21, Tennessee Oct. 26 and Buffalo Sept. 14. **2002:** Inactive for all 11 games with Jacksonville. **2001:** Started Weeks 7-11 at right guard for injured Kevin Donnalley...played Weeks 12-16 on special teams...inactive Weeks 1-2 and 4. **2000:** Inactive all 16 games.

COLLEGE: Selected to play in 2000 Senior Bowl...first-team All-Pennsylvania Athletic Conference and Little All-America choice in 1999...second-team all-conference as junior...started every game at right guard final two seasons after starting every game at right tackle as sophomore...played in every game as freshman and moved into starting lineup at right tackle for second half of season...played at Indiana (Pa.) from 1996-99...criminology major.

PERSONAL: Born Sept. 15, 1977 in Pittsburgh, Pennsylvania...competed on city championship football and basketball teams at Brashear High School in Pittsburgh...won city championship in discus...married, Shonte...has two sons, Leander, Jr. and Cordarius, and one daughter, Chontelle...resides in San Diego.

Games Played-Started: 2000 (0-0, Carolina); 2001 (13-5, Carolina); 2002 (0-0, Jacksonville); 2003 (6-0, Jacksonville); 2004 (5-0, San Diego) **Total** (24-5).



CARLOS JOSEPH

Tackle
6-6, 342
1st NFL Season
2nd with Chargers

Miami
DOB: 7/14/80
Draft 7C - '04
Miami, Fla.

66

Carlos Joseph spent his entire rookie season on the

Chargers' practice squad and will look to earn playing time in 2005.

Continued next page

Carlos Joseph, continued

Carlos' brother, William, a former All-America defensive tackle at Miami, was a first-round pick of the New York Giants in

2003. The two could face one another this season when the Chargers and Giants meet at Qualcomm Stadium on Sept. 25.

TRANSACTION HISTORY: Seventh-round pick (254) by San Diego, April 25, 2004.

2004: Spent season on practice squad.

COLLEGE: Second-team All-Big East as junior...offensive MVP in first-career start at

tackle against Florida A&M...played at Miami from 2000-03...liberal arts major.

PERSONAL: Born July 14, 1980 in Miami, Florida...USA Today and Super Prep All-America at Edison High School in Miami...resides in San Diego.



BHAWOH JUE

Safety
6-0, 200
5th NFL Season
1st with Chargers

Penn State
DOB: 5/24/79
UFA (Green Bay) - '05
Chantilly, Va.

27

Bhawoh Jue (Bow Joo) is ready for a fresh start in San Diego. The former third-round draft pick is eager to realize his potential. Chargers General Manager A.J. Smith showed his confidence in Bhawoh by signing him to a three-year contract on March 3, 2005.

Bhawoh was born in the African nation of Liberia, though his family moved from the war ravaged country when he was a year old. He lived in California and Rhode Island before his family settled in Virginia. His name Bhawoh means "very powerful man." His great-great grandfather on his mother's side, Todall, was regarded as a great warrior and a very powerful man during the civil war that raged in Liberia. Bhawoh's grandmother, Gromah Quenah, gave Bhawoh his name.

Bhawoh has given his time to the Special Olympics and "The Second Mile," a charitable program for children, which was founded by Jerry Sandusky, his former defensive coordinator at Penn State.

His hobbies include electronic gadgetry, playing basketball, listening to music and playing PlayStation2. He began tinkering with electronics in college and enjoys working with computers, digital cameras, editing software, MP3 recorders and CD burners. He uses his video camera to record events and later edits them on his computer and adds music. Bhawoh has shared some of his computer knowledge with his parents and has considered a post-football career in movie editing. He recently moved into a new home in Fairfax, Virginia that is wired for hi-fi throughout the house.

TRANSACTION HISTORY: Third-round draft choice (71) by Green Bay, April 21, 2001...signed with Chargers, March 3, 2005.

2004: Started Monday night game against Tennessee Oct. 11 at strong safety for injured Mark Roman...took over for injured Darren Sharper at Dallas Oct. 24 and led team with seven tackles...started for Sharper at Washington Oct. 31 and recorded first interception since 2001 off Mark Brunell in second quarter...led Packers with career-high nine tackles in Nov. 14 victory over Minnesota while making second-straight start for Sharper...also started Nov. 21 at Houston...left Philadelphia game Dec. 5 in third quarter with concussion...one tackle on defense and one on special teams in Jan. 9

Wild Card Playoff game vs. Minnesota. **2003:** Finished season with career-high 12 special teams tackles...shared fourth-quarter sack with Chukie Nwokorie in Monday night win at Chicago Sept. 29...career-high four special teams tackles in 20-13 win at Tampa Bay Nov. 16...forced fumble by Jerry Rice early in third quarter of Monday night victory at Oakland Dec. 22...recorded season-high six tackles and sack against Raiders...sacked Donovan McNabb for 16-yard loss in final two minutes of Divisional Playoff game at Philadelphia Jan. 11. **2002:** Limited to four games due to injuries...inactive for Detroit game Sept. 22 with ankle injury...hurt left hamstring on kick coverage in first half of Monday night win at Chicago Oct. 7...placed on "Reserve-Injured" list Oct. 12 due to ham-



string and groin injuries. **2001: Packers Defensive Rookie of Year...**started final seven games at strong safety for injured LeRoy Butler...played in first-career game in Monday night win over Washington Sept. 24 ...delivered key block during Allen Rossum's game-winning 55-yard punt return in 21-20 win over Tampa Bay Nov. 4...forced fumble against Johnnie Morton which was recovered by Packers Tyrone Williams in end zone in first NFL start on Thanksgiving Day at Detroit Nov. 22...season-high eight tackles at Tennessee Dec. 16...picked off first-career pass against Cleveland's Tim Couch Dec. 23 ...Packers scored touchdown on ensuing possession en route to 30-7 win...capped season with interception off New York Giants Kerry Collins Jan. 6...left Giants game in fourth quarter with mild concussion...saw action in Wild Card and Divisional Playoff games...three tackles and pass defended in Divisional Playoff game at St. Louis Jan. 20.

COLLEGE: Honorable mention All-Big Ten and selected to play in 2001 Senior Bowl following senior season...ranked fourth in Big Ten as senior with 16 passes defended... tied for team lead with three interceptions ...finished career with 99 tackles, seven interceptions and 28 passes defended... played at Penn State from 1997-2000... needs one class to complete his degree in telecommunications.

PERSONAL: Born May 24, 1979 in Monrovia, Liberia...*USA Today* All-America and *Associated Press* all-state at Chantilly High School in Chantilly, Virginia...named region and conference Defensive Player of Year... led team to AAA state championship as senior...played defensive back and tailback ...lettered three years in football and basketball...has residences in San Diego and Fairfax, Va.

Year	Team	G-S	Tack.-Asst.	Total	Sacks-Yds.	Int.-Yds.	Long	TD	Pass	Fumbles
									Def.	For.-Rec.
2001	Green Bay	15-7	31-8	39	0-0	2-35	35	0	4	1-0
2002	Green Bay	4-0	0-0	0	0-0	0-0	0	0	1	0-0
2003	Green Bay	16-0	24-0	24	1.5-9	0-0	0	0	7	1-0
2004	Green Bay	16-4	31-3	34	0-0	1-23	23	0	5	0-0
	Totals	51-11	86-11	97	1.5-9	3-58	35	0	17	2-0
	Postseason	5-0	7-0	7	1-16	0-0	0	0	2	0-0

Single-game Highs

Tackles — 9, vs. Minnesota, Nov. 14, 2004
 Sacks — 1, at Oakland, Dec. 22, 2003
 Interceptions — 1, three times, Last: at Washington, Oct. 31, 2004
 Interception Return Yards — 35, vs. Cleveland, Dec. 23, 2001
 Interception Return Long — 35, vs. Cleveland, Dec. 23, 2001

Postseason Single-game Highs

Tackles — 3, at St. Louis, Jan. 20, 2002
 Sacks — 1, at Philadelphia, Jan. 11, 2004

Additional Statistics

Special Teams Tackles — **2001, 4; 2002, 1; 2003, 12; 2004, 11; Total, 28**

Additional Postseason Statistics

Special Teams Tackles — **2003, 2; 2004, 1; Total, 3.**

VETERANS & RETURNING PLAYERS



NATE KAEDING

Kicker
6-0, 187
2nd NFL Season
2nd with Chargers

Iowa
DOB: 3/26/82
Draft 3A - '04
Coralville, Iowa

10

Nate Kaeding had a memorable rookie season for the Chargers. His steady leg helped power the Bolts to their first division title since 1994.

Kaeding set a team rookie record by scoring 114 points. He was the leading

point scorer among all NFL rookies. His season was marked by several big kicks, including three field goals longer than 50 yards, a game-winning 43-yarder at Arrowhead Stadium and a crucial 35-yarder in the playoff game that helped chip away at

Continued next page

the Jets' 10-point lead and enable the Bolts to take the game into overtime. Kaeding finished the season making 20 of 25 field goal tries, an impressive 80 percent.

Kaeding is an avid golfer. He is still a cult hero in Iowa City where one local restaurant, Bob's Your Uncle Pizza and Cafe, named a pizza after the former

Hawkeye standout. The Nate "Kato" Kaeding pizza is decked out with sausage, pepperoni, mushrooms and onions.

In July, Nate married his longtime girlfriend Samantha Gervich. They met in college and married in Marshalltown, Iowa. Samantha is currently a school teacher in San Diego.

TRANSACTION HISTORY: Third-round draft pick (65) by San Diego, April 24, 2004.

2004: Named to *Pro Football Weekly* and *ESPN.com All-Rookie Teams*...54 PATs for season were second-most in team history...hit first-career field goal from 48 yards in season opener at Houston...drilled 51-yard field goal in fourth quarter at Denver Sept. 26...nailed career-long 53-yard attempt at Atlanta Oct. 17...missed first-career field goal attempt from 29 yards in second quarter at Carolina Oct. 24 but bounced back with 44-yarder in fourth quarter to give Bolts 10-6 lead...missed first-career PAT on block at Oakland Nov. 21 following game's opening touchdown...kicked game-winning 43-yard field goal with 2:24 remaining in fourth quarter at Kansas City Nov. 28...overcame difficult first half against Chiefs during which he missed field goals of 29 and 52 yards and had kickoff roll out of bounds...with 10 points against Chiefs, raised point total for season to 83, third-most by rookie in team history...40-yard field goal with 2:06 remaining in fourth quarter helped ice 31-24 victory over Tampa Bay Dec. 12...finished Buccaneers game with seven points, including four PATs, to raise season total to 98 points, good to move into second place on team's all-time list for rookie scoring...drilled 50-yard field goal at Indianapolis Dec. 26...scored seven points against Colts to raise season total to 108, setting new rookie record, surpassing previous mark of 106 by Dennis ParTEE in 1968...hit 35-yard field goal in fourth quarter to bring Chargers within seven points in Wild Card Playoff game against New York Jets Jan 8.

COLLEGE: Set school records for consecutive field goals (22), consecutive extra points (60), career field goals (67) and career extra points (166)...set school and conference kicking record with 373 career points...converted 24 of 29 career field goals beyond 40 yards...made 20 of 21 as senior...unanimous All-America choice as junior and senior, including *Associated Press*...Lou Groza Award winner as junior as nation's top kicker...two-time Academic All-America...three-time All-Big Ten selection...five-time selection as Big Ten Special Teams Player of Week...two-time Academic All-Big Ten...two-time team captain and three-time Special Teams Player of Year...recipient of Hayden Fry "Extra Heartbeat" Award as senior...National Honor Society student...served on school's Leadership Council...played at Iowa from 2000-03...earned degree in history and secondary education.

PERSONAL: Born March 26, 1982 in Iowa City, Iowa...all-state and all-conference kicker at West High School in Iowa City...set state records for kicking points (93), extra points (63) and touchbacks (53) as senior...teams won consecutive state championships junior and senior seasons posting perfect 26-0 record...lettered in basketball and soccer...starting point guard on state championship basketball team as senior...clinched state championship for soccer team senior year by scoring game-winning goal in overtime shootout...resides in San Diego.

Year	Team	G-S	FG-Att.	Pct.	PAT-Att.	Pts.	Long
2004	San Diego	16-0	20-25	.800	54-55	114	53
	Postseason	1-0	1-2	.500	2-2	5	35

Single-game Highs

- Points — 11, vs. New Orleans, Nov. 7, 2004
- Field Goals — 2, eight times, Last: vs. Denver, Dec. 5, 2004
- Field Goal Attempts — 4, at Kansas City, Nov. 28, 2004
- Longest Field Goal — 53, at Atlanta, Oct. 17, 2004
- Longest Attempt — 53, at Atlanta, Oct. 17, 2004
- PATs — 6, vs. Oakland, Oct. 31, 2004
- PAT Attempts — 6, vs. Oakland, Oct. 31, 2004

VETERANS & RETURNING PLAYERS

Veterans & Returning Players

Field Goal Accuracy

Year	Team	1-19	20-29	30-39	40-49	50+	Total
2002	San Diego	1-1	9-11	2-2	5-6	3-5	20-25
	Postseason	0-0	0-0	1-1	0-1	0-0	1-2

Additional Statistics

Special Teams Tackles — 2004, 2.

2004 Game-By-Game

Date	Opponent	PAT			FG			Yardages
		M	A	BK	M	A	BK	
09/12	at Houston	3	3	0	2	2	0	48G, 29G
09/19	New York Jets	4	4	0	0	0	0	
09/26	at Denver	1	1	0	2	2	0	23G, 51G
10/03	Tennessee	5	5	0	1	1	0	31G
10/10	Jacksonville	4	4	0	2	2	0	21G, 28G
10/17	at Atlanta	2	2	0	2	2	0	53G, 28G
10/24	at Carolina	2	2	0	2	3	0	29WL, 44G
10/31	Oakland	6	6	0	0	0	0	
11/07	New Orleans	5	5	0	2	2	0	40G, 27G
11/21	at Oakland	2	3	0	1	2	0	42WL, 19G
11/28	at Kansas City	4	4	0	2	4	0	29WL, 52SH, 25G, 43G
12/05	Denver	2	2	0	2	2	0	23G, 23G
12/12	Tampa Bay	4	4	0	1	2	0	51WR, 40G
12/19	at Cleveland	3	3	0	0	0	0	
12/26	at Indianapolis	4	4	0	1	1	0	50G
01/02	Kansas City	3	3	0	1	1	0	34G
01/08	New York Jets+	2	2	0	1	2	0	35G, 40WR

+ Denotes postseason game



TERRENCE KIEL

Strong Safety
5-11, 207
3rd NFL Season
3rd with Chargers

Texas A&M
DOB: 11/24/80
Draft 2B - '03
Lufkin, Tex.

48

Terrence Kiel is grateful to be alive and still playing football.

Over the Fourth of July weekend in 2003, just a little more than two months after he was drafted in the second round by the Chargers, Terrence was the victim of a carjacking attempt in Houston. While parked at a local mall in the middle of the day, a would-be carjacker riddled his car with gunfire and Kiel was struck three times. Luckily none of the wounds were serious and he made a complete recovery.

Last season, Kiel started every game and finished the season as the team's sec-

ond-leading tackler. His teammates recognized the effort and voted him the winner of the Ed Block Courage Award for principles of sportsmanship and courage. In March, Terrence was honored at a dinner in Baltimore, Maryland.

Following the ordeal, Kiel has spoken to kids about personal safety as he participated in the "Stranger Danger" program with the San Diego Sheriff's Department.

In his personal time away from the gridiron, Kiel enjoys listening to music and competing against friends in the latest video games.

TRANSACTION HISTORY: Second-round pick (62) by Chargers, April 26, 2003.

2004: Recipient of *Ed Block Courage Award*...second on squad with 96 tackles and tied for second with 10 passes defended...recorded sack and tied team high with 10 tackles in season opener at Houston...recovered fumble in second quar-

ter against Texans which resulted in LaDainian Tomlinson one-yard touchdown run on ensuing possession...interception in fourth quarter at Carolina Oct. 24...led team with nine tackles and career-high three passes defended in 17-6 win over Panthers...tallied tackle for loss among three stops versus Oakland Oct. 31...tied for team high with 10 stops versus New Orleans Nov. 7...season-

Continued next page

Terrence Kiel, *continued*

high 14 stops against Tampa Bay Dec. 12 ...intercepted pass in second quarter off Trent Green against Kansas City Jan. 2...led to touchdown on ensuing possession that gave Chargers 17-3 lead over Chiefs...added tackle for loss among three stops versus Chiefs...two tackles vs. New York in Wild Card Playoffs Jan. 8 before leaving game in first quarter with knee sprain. **2003:** Tied for second on team with two interceptions...started final six games at strong safety after Kwamie Lassiter was placed on "Reserve-Injured" list with knee injury...started Weeks 8-9 in dime package...picked off first-career pass against Tim Couch at Cleveland Oct. 19 that led to Chargers field goal...tackle for loss among six stops at Chicago Nov. 2...sealed victory over Minnesota with fourth-quarter interception off Daunte Culpepper in end zone with 2:32 remaining to preserve

42-28 win...tackle for loss among eight-stop effort against Kansas City Nov. 30...led team with nine tackles against Green Bay Dec. 14.

COLLEGE: *Associated Press* All-Big 12 first-team as senior...first-team all-conference by *NFL Draft Report* as junior and senior after leading team in tackles...finished career with eight interceptions...played at Texas A&M from 1999-2002...earned degree in agriculture development.

PERSONAL: Born Nov. 24, 1980 in Lufkin, Texas...all-state selection as senior at Lufkin High School...cousin, Rodney Thomas, was standout tailback at Texas A&M from 1991-94 and played in NFL for Atlanta Falcons and Houston Oilers...resides in San Diego.

Year	Team	G-S	Tack.-Asst.	Total	Sacks-Yds.	Int.-Yds.	Long	TD	Pass		Fumbles	
									Def.	For.-Rec.	Def.	For.-Rec.
2003	San Diego	16-8	52-7	59	0-0	2-15	15	0	4	0	4	0-0
2004	San Diego	16-16	71-25	96	1-3	2-31	31	0	10	0	10	0-1
Totals		32-24	123-32	155	1-3	4-46	31	0	14	0	14	0-1
Postseason		1-1	1-1	2	0-0	0-0	0	0	0	0	0	0-0

Single-game Highs

Tackles — 14, vs. Tampa Bay, Dec. 12, 2004

Sacks — 1, at Houston, Sept. 12, 2004

Interceptions — 1, four times, Last: vs. Kansas City, Jan. 2, 2005

Interception Return Yards — 31, vs. Kansas City, Jan. 2, 2005

Interception Return Long — 31, vs. Kansas City, Jan. 2, 2005

Additional Statistics

Special Teams Tackles — **2003, 9; 2004, 1; Total, 10.**



RYAN KRAUSE

Tight End
6-3, 256
2nd NFL Season
2nd with Chargers

Nebraska-Omaha
DOB: 6/16/81
Draft 6 - '04
Omaha, Neb.

89

Chargers fans a brief glimpse of what to expect in the future when he was given a chance to shine in the 2004 season finale against Kansas City. The sixth-round pick caught his first touchdown pass and led the team in receiving against the Chiefs.

He's now looking for that effort to carry over into 2005.

A former high school baseball player, Krause worked as a youth league umpire while he was in college at Nebraska-Omaha.

TRANSACTION HISTORY: Sixth-round draft choice (169) by San Diego, April 25, 2004.

2004: Played Week 1 and inactive Weeks 2-15...first-career start against Kansas City Jan. 2 and led team with five catches for

81 yards...scored first-career touchdown against Chiefs on 10-yard pass from Doug Flutie...played special teams in Wild Card Playoff game against New York Jets Jan. 8.

COLLEGE: North Central Conference Most

Veterans & Returning Players

Valuable Receiver as senior and three-time all-conference choice...played at Nebraska-Omaha from 1999-2003...majored in communications.

PERSONAL: Born June 16, 1981 in Omaha, Nebraska...all-metro in football, basketball and baseball at Millard High School in Omaha...resides in San Diego.

Year	Team	G-S	Receiving		Long	TD
			No.-Yds.	Avg.		
2004	San Diego	2-1	5-81	16.2	29	1
	Postseason	1-0	0-0	0.0	0	0

Single-game Highs

Receptions — 5, vs. Kansas City, Jan. 2, 2005
 Receiving Yards — 81, vs. Kansas City, Jan. 2, 2005
 Receiving Long — 29, vs. Kansas City, Jan. 2, 2005
 Receiving TDs — 1, vs. Kansas City, Jan. 2, 2005
 Receiving Long TD — 10t, vs. Kansas City, Jan. 2, 2005

2004 Game-By-Game

Date	Opponent	Receiving			
		No.	Yards	Long	TD
09/12	at Houston	0	0	0	0
09/19	New York Jets	Inactive			
09/26	at Denver	Inactive			
10/03	Tennessee	Inactive			
10/10	Jacksonville	Inactive			
10/17	at Atlanta	Inactive			
10/24	at Carolina	Inactive			
10/31	Oakland	Inactive			
11/07	New Orleans	Inactive			
11/21	at Oakland	Inactive			
11/28	at Kansas City	Inactive			
12/05	Denver	Inactive			
12/12	Tampa Bay	Inactive			
12/19	at Cleveland	Inactive			
12/26	at Indianapolis	Inactive			
01/02	Kansas City*	5	81	29	1
01/08	New York Jets+	0	0	0	0

* Denotes starter

+ Denotes postseason game



BEN LEBER

Linebacker
 6-3, 244
 4th NFL Season
 4th with Chargers

Kansas State
 DOB: 12/7/78
 Draft 3 - '02
 Vermillion, S.D.

51

Ben Leber has been a three-year starter and a standout performer at outside linebacker.

Ben comes from an athletic family. His oldest brother Jason was an All-America running back at the University of South Dakota. In the summer, Jason would bring Ben to the Vermillion, South Dakota campus to lift weights with his college teammates. This experience helped pave the way for Ben's successful collegiate career at Kansas State.

Besides his brother, Ben's parents are a big inspiration in his life. His mother, Han, is from South Korea, and met Ben's father,

Al, while he was stationed with the Army in Seoul.

In January, Ben had a chance to show his appreciation for the military when he and teammates Justin Peelle and Kris Dielman flew out to and spent a night aboard the nuclear-powered aircraft carrier USS Carl Vinson. The trip was arranged by Peelle, whose grandfather is a retired Navy captain. Aboard the ship, the players observed flight operations as F/A-18F Super Hornets and other Navy and Marine aircraft catapulted off the deck. They also toured the entire carrier and signed numerous autographs for the service per-

Continued next page

sonnel stationed onboard. It was an experience of a lifetime for the players.

One of Ben's hobbies is golf. For the last two years, he's combined this hobby with an opportunity to support the San Diego Fire Department by serving as an honorary chairman for the San Diego Fire and Rescue Helicopter Golf Tournament. It takes place at the Maderas Golf Club in Poway. It

is an important cause for Ben, his wife, Abby and the couple's two Great Danes, Moose and Belle, who were nearly evacuated from their Poway home during the wildfires that ravaged San Diego County in October 2003. The tournament raises money to buy much-needed fire and rescue helicopters for San Diego.

TRANSACTION HISTORY: Third-round choice (71) by San Diego, April 20, 2002.

2004: Recorded tackles for loss at Denver Sept. 26, vs. Oakland Oct. 31 and at Kansas City Nov. 28...**Chargers Alumni Player of Week** after Oct. 31 game against Raiders... seven-yard sack and registered 25-yard fumble recovery after bone-crushing hit and forced fumble by Randall Godfrey against Raiders Jerry Porter at Network Associates Coliseum on Nov. 21...recovery set up 19-yard field goal by Nate Kaeding and gave Chargers 16-7 lead in third quarter...10-yard sack against Tampa Bay Dec. 12 was part of three-tackle effort...led team with season-high nine tackles against Kansas City Jan. 2...seven stops in Wild Card Playoff game against New York Jets Jan. 8. **2003:** Fourth-leading tackler with 75 stops and tied for fourth with three sacks...first sack of season against Baltimore Sept. 21...season-best eight tackles at Cleveland Oct. 19...recorded tackles for loss against Miami Oct. 27, at Chicago Nov. 2, against Minnesota Nov. 9 and Cincinnati Nov. 23...sack and forced fumble at Denver Nov. 16...matched season high with eight tackles, including one for loss, at Detroit Dec. 7...sack and tackle for loss against Oakland Dec. 28. **2002: Pro Football Weekly and Football Digest All-Rookie Team** choice...third on team with five sacks...led team with three forced fumbles...sack in first-career start Sept. 8 at

Cincinnati...career-high three sacks versus Houston Sept. 15...one sack occurred in end zone along with forced fumble that was recovered for touchdown by Raylee Johnson...recorded second forced fumble in as many weeks at Arizona Sept. 22, leading to LaDainian Tomlinson two-yard touchdown run on ensuing drive...season-high eight tackles at Oakland Oct. 20...forced fumble by St. Louis' Isaac Bruce that was recovered by Donnie Edwards and returned 82 yards for touchdown at St. Louis Nov. 10...sack against Broncos Dec. 1.

COLLEGE: All-America third-team pick by *Associated Press* as senior...two-time All-Big 12 Conference choice...team captain... finished career with 216 tackles, 13.5 sacks and 46 tackles for loss...fifth-most tackles for loss in school history...played at Kansas State from 1997-2001...earned degree in business-general management.

PERSONAL: Born Dec. 7, 1978 in Vermillion, South Dakota...*Parade Magazine* All-America at Vermillion High School as senior...All-USA by *USA Today*...selected to play in North-South Dakota All-Star game...two-time all-state and all-conference selection...honor roll student all four years...academic all-state with 3.9 GPA...also lettered in track, competing in 100-meter dash...Ben and wife Abby reside in Poway.

Year	Team	G-S	Tack.-Asst.	Total	Sacks-Yds.	Int.-Yds.	Long	TD	Pass	Fumbles
									Def.	For.-Rec.
2002	San Diego	16-14	40-9	49	5-46	0-0	0	0	1	3-0
2003	San Diego	16-16	64-11	75	3-16	0-0	0	0	1	1-0
2004	San Diego	16-16	47-11	58	2-17	0-0	0	0	1	0-1
	Totals	48-46	151-31	182	10-79	0-0	0	0	3	4-1
	Postseason	1-1	5-2	7	0-0	0-0	0	0	0	0-0

Single-game Highs

Tackles — 9, vs. Kansas City, Jan. 2, 2005

Sacks — 2, vs. Houston, Sept. 15, 2002

Additional Statistics

Special Teams Tackles — 2002, 3; 2004, 2; Total, 5.

VETERANS & RETURNING PLAYERS



CLEO LEMON



Quarterback
6-2, 215
2nd NFL Season
3rd with Chargers

Arkansas State
DOB: 8/16/79
Free Agent - '03
Greenwood, Miss.

12

Cleo Lemon has climbed the quarterback ladder in San Diego. He spent a season on the practice squad and another as the team's fourth quarterback. Now, following the departure of Doug Flutie, Lemon has moved up another spot and heads into the season as the team's number-three signal caller.

Cleo's hobbies include golf, basketball,

spending time outdoors and reading John Grisham novels. Both of his parents are teachers, which contributed to his passion for books. His mom is a professor in the business department at Mississippi Valley State University and his dad is a teacher and the varsity basketball coach at Cleo's alma mater, Greenwood High School. Cleo played hoops for his dad in high school.

TRANSACTION HISTORY: Signed by Baltimore as free agent, Jan. 10, 2002...waived by Ravens, Aug. 26, 2002...signed by San Diego, April 4, 2003...waived by Chargers Aug. 31, 2003...signed to Chargers practice squad, Sept. 2, 2003...re-signed by Chargers, Jan. 12, 2004.

2004: Inactive Weeks 1-16 and for Wild Card Playoff game. **2003:** Spent season on Chargers' practice squad. **2002:** Went to training camp with Baltimore.

COLLEGE: All-time leader at Arkansas State with 7,706 career yards...tossed school-record 49 touchdowns...completed school-record 551 career passes...played at Arkansas State from 1997-2000...majored in business management.

PERSONAL: Born Aug. 16, 1979 in Greenwood, Mississippi...lettered in football and basketball at Greenwood High School...resides in San Diego.

KEENAN McCARDELL



Wide Receiver
6-1, 191
14th NFL Season
2nd with Chargers

Nevada-Las Vegas
DOB: 1/6/70
Trade (Tampa Bay) - '04
Houston, Tex.

87

Keenan McCardell's arrival in San Diego was a blessing for Chargers fans. When Reche Caldwell went down with a season-ending knee injury just days before the trade deadline, Chargers General Manager A.J. Smith cut a deal with the Tampa Bay Buccaneers to bring McCardell to San Diego in exchange for third- and sixth-round choices in the 2005 NFL Draft. His experience as a Super Bowl Champion and a two-time Pro Bowler helped the Chargers make a late-season run and clinch their first division title since 1994. On March 9, McCardell signed a two-year contract extension with the Chargers to keep him in San Diego through 2007.

McCardell has a rather impressive NFL resume. With 755 career catches, he ranks 15th on the league's all-time receptions list and his 9,763 career yards ranks 25th. Keenan is a five-time 1,000-yard receiver and has 26 career 100-yard receiving games. Not bad for a guy who was a 12th-round pick and was the 45th of 46 wide receivers chosen in the 1991 NFL Draft.

Keenan comes into the 2005 season riding a streak of 86 consecutive games with at least one catch. The last time he was held without a catch in a game was Dec. 20, 1998.

McCardell has earned a reputation as a durable player. Since 1995, he has missed only six games due to injury, including

three last season when he sat out the final three weeks of the regular season with a strained hamstring. He returned to the starting lineup for the Chargers' Wild Card Playoff game against the Jets.

McCardell had a busy offseason after joining the Chargers. On May 24, his wife, Nicole, gave birth to the couple's fourth child, Keenan Wayne II. During the last few months of her pregnancy, Keenan took on the role of Mr. Mom, driving their three daughters to and from school, ballet lessons and gymnastics. In between, he managed to squeeze in a few rounds of golf at the Shadow Halk Golf Club in Houston where he plays to a 10 handicap.

In February, he was inducted into the Hall of Fame at his alma mater, Nevada-Las Vegas.

Keenan is an admitted video game junkie. In 2002, he won the Game Before The Game, sponsored by PlayStation at Super Bowl XXXVII. In 2003, he competed in the 989 Quarterback Challenge.

McCardell is one of the league's most active participants in community relations. He is the founder of the Touching Hands Foundation. It is based in Jacksonville, Florida, where he played from 1996-2001. In December 2005, he will host Keenan's

Holiday Shopping Spree in San Diego, taking 10 underprivileged children on a shopping spree at a local toy store. He hosted similar events in Tampa Bay in 2002 and '03. The foundation also supports breast cancer awareness and education. He created a program that provides breast cancer screenings for women in low-income areas, and he annually awards college scholarships to high school juniors and seniors. In 2000, Keenan was the Jaguars' Walter Payton/NFL Man of the Year for his active role in the Jacksonville community. From 1997-2004 Keenan and Jaguars wide receiver Jimmy Smith co-hosted football camps in Jacksonville. In 2004, Keenan hosted a camp of his own at Eckerd College in St. Petersburg, Florida.



When his playing career comes to an end, McCardell plans to continue his work in the community. He has also expressed interest in a career as an investment banker or in the personnel department of an NFL front office. While playing in Jacksonville, Keenan spent two-and-a-half years as an intern at Merrill Lynch, learning about the investment banking industry.

TRANSACTION HISTORY: Selected in 12th round (326) by Washington, April 22, 1991...signed with Cleveland, March 24, 1992...released by Browns, Sept. 1, 1992...re-signed to Cleveland's practice squad, Sept. 3, 1992...signed to Browns' active roster, Oct. 6, 1992...released by Browns, Oct. 13, 1992...re-signed to practice squad, Oct. 14, 1992...re-signed to active roster, Nov. 14, 1992 and released, Nov. 19, 1992...re-signed to practice squad, Nov. 20, 1992...re-signed to active roster, Dec. 26, 1992...released by Browns, Sept. 22, 1993...signed to Chicago's practice squad, Nov. 2, 1993...re-signed by Cleveland to active roster, Nov. 24, 1993...signed with Jacksonville, March 2, 1996...signed with Tampa Bay, June 8, 2002...traded to San Diego for 2005 third- and sixth-round draft picks, Oct. 19, 2004.

2004: Played his first game of season and had five catches for 65 yards at Carolina Oct. 24...four of five catches resulted in first downs...caught 23- and 18-yard passes to help set up Chargers' first touchdown by LaDainian Tomlinson in third quarter which turned 6-0 deficit into 7-6 lead...caught 13-yard touchdown pass against Oakland Oct.

31...season-long 24-yard catch on opening offensive drive against Raiders that helped set up 17-yard touchdown pass to Justin Peelle on following play...led team with six catches for 89 yards, including season-long 31-yard catch against New Orleans Nov. 7...sealed Nov. 21 win at Oakland with 20-yard catch on third-down-and-four that enabled Chargers to run out clock...found opening in middle of field while Drew Brees scrambled to avoid sack...finished game with seven catches for 91 yards, three of which came on third down and five of which resulted in first downs...11-yard catch on third-down-and-10 during game's opening drive that ended with 11-yard touchdown catch by Antonio Gates three plays later... 18-yard catch on third-and-nine at end of third quarter that enabled drive to keep going, which ended with Tomlinson six-yard touchdown run and provided deciding points in 23-17 win over Raiders...left Tampa Bay game Dec. 12 with hamstring strain and inactive Weeks 14-16 due to injury...caught 26-yard touchdown pass in second quarter to give San Diego 7-0 lead over New York Jets in Jan. 8 Wild Card Playoff game... sixth-career touchdown catch in postseason...play initially ruled incomplete but was

overtaken on replay challenge. **2003:** Selected to **Pro Bowl**...voted **Buccaneers' Most Valuable Player** by local media... named to **USA Today's All-Joe Team** and **NFL.com's All-Interview Team**...recipient of **People's**

Champion Award by Tampa Tribune for local contributions on and off field... named to **Sporting News' Good Guys**...set career high with eight touchdown receptions...led team and ranked 10th in NFL with 84 receptions...led team and ranked eighth in NFL with 1,174 yards... fourth-highest receptions and yards in team annals...caught three longest touchdown passes of career during season, covering 74, 75 and 76 yards... caught six-yard touchdown against Carolina Sept. 14 with no time remaining to tie game at 9-9...Bucs lost in overtime after PAT was blocked...touchdown catch capped 11-play, 82-yard drive over final 1:49 of fourth quarter...scored career-high three touchdowns vs. Indianapolis Oct. 6...caught 74-yard touchdown pass in first quarter, returned fumbled interception by Mike Doss 57 yards for touchdown in first quarter and caught 15-yard scoring pass in third quarter...led team with 119 yards at San Francisco Oct. 19, including 75-yard touchdown catch in first quarter...30-yard touchdown catch against New Orleans Nov. 2 tied game 14-14 late in fourth quarter...led Bucs with nine catches for 118 yards and touchdown at Carolina Nov. 9...touchdown was 36-yard one-handed grab in fourth quarter for 50th-career scoring catch earning **NFL Play of Week** honors...three-yard touchdown catch vs. Green Bay Nov. 16... named **Snickers Hungriest Player** after leading team with nine

catches in Monday night game against New York Giants Nov. 24...caught 700th-career pass at Jacksonville Nov. 30 on key third-down play during touchdown drive...eclipsed 1,000 yards for season on first catch of Dec. 14 game against Houston...became only fifth player in team history with 1,000-yard season... caught 76-yard touchdown pass as part of six-catch, 122-yard effort against Atlanta Dec. 20...longest catch of career and tied for 10th-longest in team history...caught two-yard touchdown pass from Marc Bulger in Pro Bowl Feb. 8. **2002:** Team captain in first season with Buccaneers...led team with six touchdown catches...caught four-yard touchdown pass in season opener against New Orleans Sept. 8...caught 65-yard scoring pass during four-catch, 108-yard game at Cincinnati Sept. 29...caught 600th-career

pass at Atlanta Oct. 6...suffered left upper back contusion at Philadelphia Oct. 20 and missed games at Carolina Oct. 27 and against Minnesota Nov. 3...caught 22-yard touchdown pass in return to action against Carolina Nov. 17...caught season-high 11 passes for 107 yards at New Orleans Dec. 1...two-yard touchdown catch on fourth-and-goal with under three minutes remaining in fourth quarter cut Saints lead to 23-20...caught touchdown passes of 14 and 27 yards vs. Atlanta Dec. 8...was first two-touchdown game since Nov. 29, 1998... started all three playoff games, including Super Bowl XXXVII...caught five- and eight-yard touchdown passes in 48-21 Super Bowl win over Oakland Raiders Jan. 26. **2001:** Tied for ninth in NFL with 93 catches...combined with Jimmy Smith for 205 receptions, second-most by tandem in NFL history... Detroit's Herman Moore and Brett Perriman combined for 231 in 1995...eight-yard touchdown catch against Cleveland Sept. 30...caught 500th-career pass at Seattle Oct. 7...led team with season-high 10 catches for 118 yards at Baltimore Oct. 28...combined with Smith for NFL-record ninth game in which both players had more than 100 yards receiving...20-yard touchdown catch vs. Cincinnati Nov. 11...season-long 45-yard catch at Pittsburgh Nov. 18...caught team-record fifth two-point conversion of career against Green Bay Dec. 3... started 100th-career game at Cincinnati Dec. 9 and caught game-winning 11-yard touchdown pass in fourth quarter...10-yard touchdown catch at Minnesota Dec. 23...led team with seven catches for 132 yards, including 20-yard scoring grab vs. Kansas City Dec. 30...surpassed 1,000-yard mark against Chiefs making he and Smith only second tandem in NFL history with 1,000-yard seasons four times...feat also accomplished by Minnesota's Cris Carter and Jake Reed...closed out season with 15-yard touchdown catch at Chicago Jan. 6. **2000: Jaguars Walter Payton/NFL Man of Year**...tied for seventh in NFL and led Jaguars with career-high 94 receptions...was second-highest total in team history...set career high and ranked 13th in NFL with 1,207 receiving yards...led league with 32 receptions on third down... caught 400th-career pass while leading team with nine catches for 115 yards in season opener at Cleveland Sept. 3...caught 21-yard touchdown pass during team-leading 10-catch, 108-yard game vs. Cincinnati in Sept. 17 home opener...paced squad with 11 catches, 137 yards and 11-yard scoring catch against Pittsburgh Oct. 1...season-

high 156 yards, including 67-yard touchdown, on six catches vs. Seattle Nov. 12...Seahawks game marked eighth in which he and Smith both tallied 100 yards, breaking NFL record of seven held by Don Maynard and George Sauer of New York Jets in 1960s...key 30-yard catch on third-down during last minute game-winning drive in 16-13 win over Tennessee Nov. 26...caught 25-yard touchdown pass and surpassed 1,000-yard mark against Arizona Dec. 10...closed out season with 11 catches for 131 yards at New York Giants Dec. 23. **1999:** Scored first touchdown of season on seven-yard catch at Pittsburgh Oct. 3...did not start at New York Jets Oct. 11 when team opened in two-tight end set...23-yard touchdown catch at Cincinnati Oct. 31...season-high nine catches, including two-yard touchdown, at Atlanta Nov. 7...102 yards and one-yard touchdown catch on eight receptions at Baltimore Nov. 28...scoring catch against Ravens sparked 23-point fourth quarter turning 16-7 deficit into 20-23 win...added two-point conversion catch vs. Baltimore...added 113 yards, including season-long 49-yard catch, against Pittsburgh Dec. 2...returned three punts in Cleveland game for 31 yards Dec. 19 and two punts for seven yards in Tennessee game Dec. 26...caught 25-yard scoring pass in Jan. 2 season finale against Cincinnati as part of nine-catch, 108-yard game...started both playoff games...tied playoff career-best with six catches versus Tennessee in AFC Championship Jan. 23. **1998:** One of *Mr. Blackwell's "Best Dressed Athletes in Sports"*...first 100-yard game of season with 108 yards vs. Baltimore Sept. 20...seven-yard touchdown catch at Tennessee Sept. 27...fifth-career two-touchdown game with 23- and 56-yard scoring catches in fourth quarter of 28-21 come-from-behind win over Miami on Monday night Oct. 12...season-high nine catches for 113 yards at Denver Oct. 25...sprained left shoulder in second quarter at Baltimore Nov. 1 and did not return...inactive Nov. 8 at Cincinnati due to shoulder, ending streak of 57 consecutive games played dating back to Dec. 24, 1994...returned Nov. 15 vs. Tampa Bay...caught eight- and three-yard scoring passes at Cincinnati Nov. 29...season-long 67-yard touchdown catch against Detroit Dec. 6...held without catch at Minnesota Dec. 20, ending streak of 51 games with at least one catch...set up second-quarter touchdown with 64-yard catch vs. Pittsburgh Dec. 28...started both playoff games...tied playoff career high with six catches in Wild Card

Playoff win over New England Jan. 3... caught three-yard scoring pass in Jan. 10 Divisional Playoff loss to New York Jets. **1997:** Voted *Pro Bowl alternate*...*Unsung Hero by NFL Players Association*... ranked sixth in NFL and led team with 85 catches... league's 10th leading receiver with 1,164 yards...led team with five touchdown catches...led team with seven catches for 120 yards and five-yard score at Dallas Oct. 19...17-yard touchdown catch vs. Tennessee Nov. 16...team-best eight catches for 109 yards at Cincinnati Nov. 23...*AFC Offensive Player of Month in December*...exploded for season-high 11 catches for 152 yards and scores of 20 and 12 yards against New England Dec. 7...crossed 1,000-yard threshold after opening Buffalo game Dec. 14 with season-long 60-yard catch...in process he and Smith became eighth tandem in NFL history with back-to-back 1,000-yard seasons...capped season with 116 yards on seven catches, including 35-yard diving catch for score on opening series of season finale at Oakland Dec. 21...shared team lead with six catches in Dec. 27 Wild Card Playoff loss at Denver. **1996:** *First-ever Jaguar voted to Pro Bowl*...ranked 10th in NFL and led team with 85 catches...12th in league and second on squad with 1,129 yards... scored two two-point conversions...burst out with career highs of 16 catches and 232 yards against St. Louis Oct. 20...at time tied for third-most receptions in game in league history...was most catches or yards by any player in league that season...15-yard touchdown catch in second quarter of 24-9 win over Pittsburgh in first game as Jaguar vs. Pittsburgh Sept. 1...eight catches for 100 yards and three-yard touchdown catch vs. Houston Sept. 8...missed lone start Nov. 10 vs. Baltimore...nine catches for 107 yards at Baltimore Nov. 24...48-yard touchdown catch vs. Cincinnati Dec. 1...surpassed 1,000 yards at Houston Dec. 8... started all three playoff games and led team with 15 catches, 197 yards and one touchdown...31-yard touchdown catch in 30-27 AFC Divisional Playoff win at Denver Jan. 4...tied playoff career high with six catches in AFC Championship game loss at New England Jan. 12. **1995:** Led Browns with 709 yards receiving...second on squad with 56 catches...caught six- and 32-yard touchdown passes in 22-6 win over Tampa Bay Sept. 10...15-yard scoring catch in 14-7 win over Houston Sept. 17...first-career 100-



VETERANS & RETURNING PLAYERS

Veterans & Returning Players

yard game with 102 yards on four catches vs. Green Bay Nov. 19...season-high nine catches for 97 yards at San Diego Dec. 3. **1994:** Caught 20-yard touchdown pass in Divisional Playoff game at Pittsburgh Jan. 7. **1993:** Played in first two games and last four games of season for Browns...caught two touchdowns in consecutive games against New England Dec. 19 and Los Angeles Rams Dec. 26. **1992:** Both games played were against Pittsburgh. **1991:** Received Super Bowl XXVI ring with Washington... placed on "Reserve-Injured" list for entire season with knee injury Aug. 20.

COLLEGE: Left school as leading receiver with 141 catches for 2,189 yards and 15

touchdowns...first-team All-Big West as senior and honorable mention as junior... team MVP as junior in 1989...team's leading receiver as junior and senior...two-time Big West Conference Player of Week...played at Nevada-Las Vegas from 1987-1990... earned degree in business management.

PERSONAL: Born Jan. 6, 1970 in Houston, Texas...lettered in football, basketball and track at Waltrip High School in Houston ...cousin, Wilson Whitley, played defensive tackle for Cincinnati Bengals from 1977-1982...married, Nicole...has daughters Keandra and twins Nia and Nakeeya, and son, Keenan...resides in San Diego and Sugarland, Texas.

Year	Team	G-S	Receiving			Rushing							
			No.-Yds.	Avg.	Long	TD	No.-Yds.	Avg.	Long	TD			
1991	Washington	0-0	Reserve-Injured (knee)										
1992	Cleveland	2-0	1-8	8.0	8	0	0-0	0.0	0	0			
1993	Cleveland	6-3	13-234	18.0	43	4	0-0	0.0	0	0			
1994	Cleveland	13-3	10-182	18.2	34	0	0-0	0.0	0	0			
1995	Cleveland	16-5	56-709	12.7	36	4	0-0	0.0	0	0			
1996	Jacksonville	16-15	85-1,129	13.3	52	3	0-0	0.0	0	0			
1997	Jacksonville	16-16	85-1,164	13.7	60	5	0-0	0.0	0	0			
1998	Jacksonville	15-15	64-892	13.9	67	6	0-0	0.0	0	0			
1999	Jacksonville	16-15	78-891	11.4	49	5	0-0	0.0	0	0			
2000	Jacksonville	16-16	94-1,207	12.8	67	5	0-0	0.0	0	0			
2001	Jacksonville	16-16	93-1,110	11.9	45	6	0-0	0.0	0	0			
2002	Tampa Bay	14-14	61-670	11.0	65	6	0-0	0.0	0	0			
2003	Tampa Bay	16-16	84-1,174	14.0	76	8	0-0	0.0	0	0			
2004	San Diego	7-6	31-393	12.7	31	1	1-3	3.0	3	0			
	Totals	169-140	755-9,763	12.9	76	53	1-3	3.0	3	0			
	Postseason	14-12	55-622	11.3	31	6	0-0	0.0	0	0			

Year	Kickoff Returns				Punt Returns				
	No.-Yds.	Avg.	Long	TD	No.-Yds.	FC	Avg.	Long	TD
1995	9-161	17.9	28	0	13-93	14	7.2	17	0
1996	0-0	0.0	0	0	1-2	1	2.0	2	0
1998	1-15	15.0	15	0	0-0	0	0.0	0	0
1999	2-19	9.5	10	0	6-41	4	6.8	19	0
2000	0-0	0.0	0	0	3-25	0	8.3	22	0
Totals	12-195	16.3	28	0	23-161	19	7.0	22	0

Year	Passing					Sacks-Lost	Pass Rating
	Att.-Comp.	Yards	Pct.	TD	Int.		
2004	1-0	0	.000	0	0	0-0	39.6

Single-game Highs

Receptions — 16, at St. Louis, Oct. 20, 1996
 Receiving Yards — 232, at St. Louis, Oct. 20, 1996
 Receiving Long — 76t, vs. Atlanta, Dec. 20, 2003
 Receiving TDs — 2, seven times, Last: at Detroit, Dec. 15, 2002
 Receiving Long TD — 76t, vs. Atlanta, Dec. 20, 2003

VETERANS & RETURNING PLAYERS

Continued next page

Keenan McCardell, *continued*

100-Yard Receiving Games (26)

Date	Opponent	W-L	No.-Yds.	Avg.	Long	TD
11/19/95	Green Bay	L	4-102	25.5	36	0
09/08/96	Houston*	L	8-100	12.5	19	1
10/20/96	at St. Louis*	L	16-232	14.5	52	0
11/24/96	at Baltimore*	W	9-107	11.9	20	0
10/19/97	at Dallas*	L	7-120	17.1	39	1
11/23/97	at Cincinnati*	L	8-109	13.6	34	0
12/07/97	New England*	L	11-152	13.8	34	2
12/21/97	at Oakland*	W	7-116	16.6	35t	1
09/20/98	Baltimore*	W	8-108	13.5	23	0
10/25/98	at Denver*	L	9-113	12.6	25	0
11/28/99	at Baltimore*	W	8-102	12.8	24	1
12/02/99	Pittsburgh*	W	5-113	22.6	49	0
01/02/00	Cincinnati*	W	9-108	12.0	25t	1
09/03/00	at Cleveland*	W	9-115	12.8	24	0
09/17/00	Cincinnati*	W	10-108	10.8	21t	1
10/01/00	Pittsburgh*	L	11-137	12.5	19	1
11/12/00	Seattle*	L	6-156	26.0	67t	1
12/23/00	at New York Giants*	L	11-131	11.9	50	0
10/28/01	at Baltimore*	L	10-118	11.8	34	0
12/30/01	Kansas City*	L	7-132	18.9	44	1
09/29/02	at Cincinnati*	W	4-108	27.0	65t	1
12/01/02	at New Orleans*	L	11-107	9.7	26	1
10/06/03	Indianapolis*	L	4-106	26.5	74t	2
10/19/03	at San Francisco*	L	3-119	39.7	75t	1
11/09/03	at Carolina*	L	9-118	13.1	36t	1
12/20/03	Atlanta*	L	6-122	20.3	76t	1

Receptions by Opponent

Opponent	No.	Yards	Long	TD
Arizona (2)	3	65	28	1
Atlanta (6)	33	404	76t	4
Baltimore (13)	82	941	34	1
Buffalo (5)	25	302	60	0
Carolina (6)	28	381	49	3
Chicago (3)	18	176	21	1
Cincinnati (17)	71	948	65t	10
Cleveland (7)	38	418	24	2
Dallas (4)	16	207	39	1
Denver (6)	26	290	31t	1
Detroit (3)	7	123	67t	1
Green Bay (4)	19	256	36	1
Houston (3)	5	59	14	0
Indianapolis (3)	9	172	74t	2
Jacksonville (3)	16	161	31	0
Kansas City (6)	19	302	44	1
Miami (2)	7	138	56t	2
Minnesota (3)	7	58	12	1
New England (8)	34	458	34	4
New Orleans (7)	44	519	35	3
New York Giants (3)	24	285	50	0
New York Jets (5)	17	193	33	2
Oakland (5)	24	347	46	4
Philadelphia (5)	17	174	22	0
Pittsburgh (19)	70	890	64	4
St. Louis/Los Angeles (3)	20	332	52	2
San Diego (1)	9	97	23	0
San Francisco (5)	11	197	75t	1
Seattle (4)	18	312	67t	1
Tampa Bay (3)	11	143	32t	2
Tennessee/Houston (17)	67	872	42	4
Washington (3)	12	165	33	0

Total number of games against each opponent in parenthesis.

VETERANS & RETURNING PLAYERS

Veterans & Returning Players



2004 Game-By-Game

Date	Opponent	Receiving				Rushing			
		No.	Yards	Long	TD	No.	Yards	Long	TD
09/12	at Houston	Not on Roster							
09/19	New York Jets	Not on Roster							
09/26	at Denver	Not on Roster							
10/03	Tennessee	Not on Roster							
10/10	Jacksonville	Not on Roster							
10/17	at Atlanta	Not on Roster							
10/24	at Carolina	5	65	23	0	0	0	0	0
10/31	Oakland*	4	55	24	1	0	0	0	0
11/07	New Orleans*	6	89	31	0	0	0	0	0
11/21	at Oakland*	7	91	20	0	1	3	3	0
11/28	at Kansas City*	4	48	23	0	0	0	0	0
12/05	Denver*	2	15	14	0	0	0	0	0
12/12	Tampa Bay*	3	30	18	0	0	0	0	0
12/19	at Cleveland	Inactive (hamstring)							
12/26	at Indianapolis	Inactive (hamstring)							
01/02	Kansas City	Inactive (hamstring)							
01/08	New York Jets*+	4	50	26t	1	0	0	0	0

2003 Game-By-Game

Date	Opponent	Receiving			
		No.	Yards	Long	TD
09/08	at Philadelphia*	3	41	20	0
09/14	Carolina*	5	53	18	1
09/21	at Atlanta*	4	41	17	0
10/06	Indianapolis*	4	106	74t	2
10/12	at Washington*	5	77	27	0
10/19	at San Francisco*	3	119	75t	1
10/26	Dallas*	6	68	23	0
11/02	New Orleans*	5	70	30t	1
11/09	at Carolina*	9	118	36t	1
11/16	Green Bay*	5	55	29	1
11/24	New York Giants*	9	83	15	0
11/30	at Jacksonville*	8	74	18	0
12/07	at New Orleans*	6	85	35	0
12/14	Houston*	5	59	14	0
12/20	Atlanta*	6	122	76t	1
12/28	at Tennessee*	1	3	3	0

2002 Game-By-Game

Date	Opponent	Receiving			
		No.	Yards	Long	TD
09/08	New Orleans*	6	63	16	1
09/15	at Baltimore*	4	38	16	0
09/23	St. Louis*	3	28	17	0
09/29	at Cincinnati*	4	108	65t	1
10/06	at Atlanta*	6	83	30	0
10/13	Cleveland*	1	7	7	0
10/20	at Philadelphia*	5	32	9	0
10/27	at Carolina	Inactive (back)			
11/03	Minnesota	Inactive (back)			
11/17	Carolina*	4	56	22t	1
11/24	Green Bay*	3	18	8	0
12/01	at New Orleans*	11	107	26	1
12/08	Atlanta*	4	49	27t	2
12/15	at Detroit*	2	25	19	0
12/23	Pittsburgh*	6	45	15	0
12/29	at Chicago*	2	11	6	0
01/12	San Francisco*+	0	0	0	0
01/19	at Philadelphia*+	5	37	11	0
01/26	Oakland*+	2	13	8t	2

VETERANS & RETURNING PLAYERS

Continued next page


2001 Game-By-Game

Date	Opponent	Receiving			
		No.	Yards	Long	TD
09/09	Pittsburgh*	1	8	8	0
09/23	Tennessee*	4	49	18	0
09/30	Cleveland*	2	17	9	1
10/07	at Seattle*	7	97	24	0
10/18	Buffalo*	4	33	12	0
10/28	at Baltimore*	10	118	34	0
11/04	at Tennessee*	5	64	18	0
11/11	Cincinnati*	5	61	20t	1
11/18	at Pittsburgh*	7	89	45	0
11/25	Baltimore*	6	80	26	0
12/03	Green Bay*	7	81	18	0
12/09	at Cincinnati*	8	92	29	1
12/16	at Cleveland*	7	61	13	0
12/23	at Minnesota*	4	35	11	1
12/30	Kansas City*	7	132	44	1
01/06	at Chicago*	9	93	16	1

2000 Game-By-Game

Date	Opponent	Receiving			
		No.	Yards	Long	TD
09/03	at Cleveland*	9	115	24	0
09/10	at Baltimore*	7	61	17	0
09/17	Cincinnati*	10	108	21t	1
09/25	at Indianapolis*	4	48	22	0
10/01	Pittsburgh*	11	137	19	1
10/08	Baltimore*	8	63	14	0
10/16	at Tennessee*	5	64	20	0
10/22	Washington*	3	51	33	0
10/29	at Dallas*	3	19	8	0
11/12	Seattle*	6	156	67t	1
11/19	at Pittsburgh*	3	29	17	0
11/26	Tennessee*	3	53	30	0
12/03	Cleveland*	4	46	16	1
12/10	Arizona*	3	65	28	1
12/17	at Cincinnati*	4	61	20	0
12/23	at New York Giants*	11	131	50	0

1999 Game-By-Game

Date	Opponent	Receiving			
		No.	Yards	Long	TD
09/12	San Francisco*	8	78	12	0
09/19	at Carolina*	2	22	11	0
09/26	Tennessee*	4	55	24	0
10/03	at Pittsburgh*	3	24	11	1
10/11	at New York Jets	4	60	33	0
10/17	Cleveland*	7	76	14	0
10/31	at Cincinnati*	1	23	23t	1
11/07	at Atlanta*	9	62	11	1
11/14	Baltimore*	4	18	8	0
11/21	New Orleans*	2	19	14	0
11/28	at Baltimore*	8	102	24	1
12/02	Pittsburgh*	5	113	49	0
12/13	Denver*	2	13	9	0
12/19	at Cleveland*	8	96	23	0
12/26	at Tennessee*	2	22	15	0
01/02	Cincinnati*	9	108	25t	1
01/15	Miami*+	4	52	17	0
01/23	Tennessee*+	6	67	18	0

VETERANS & RETURNING PLAYERS

Veterans & Returning Players



1998 Game-By-Game

Date	Opponent	Receiving			
		No.	Yards	Long	TD
09/06	at Chicago*	7	72	21	0
09/13	Kansas City*	1	14	14	0
09/20	Baltimore*	8	108	23	0
09/27	at Tennessee*	6	68	26	1
10/12	Miami*	3	86	56t	2
10/18	at Buffalo*	6	39	11	0
10/25	at Denver*	9	113	25	0
11/01	at Baltimore*	2	24	16	0
11/08	at Cincinnati	Inactive (shoulder)			
11/15	Tampa Bay*	2	34	28	0
11/22	at Pittsburgh*	5	63	21	0
11/29	at Cincinnati*	7	76	26	2
12/06	Detroit*	3	84	67t	1
12/13	Tennessee*	2	26	19	0
12/20	at Minnesota*	0	0	0	0
12/28	Pittsburgh*	3	85	64	0
01/03	New England*+	6	72	19	0
01/10	at New York Jets*+	4	32	10	1

1997 Game-By-Game

Date	Opponent	Receiving			
		No.	Yards	Long	TD
08/31	at Baltimore*	6	84	25	0
09/06	New York Giants*	4	71	43	0
09/22	Pittsburgh*	6	51	15	0
09/28	at Washington*	4	37	13	0
10/05	at Cincinnati*	3	38	17	0
10/12	Philadelphia*	4	64	22	0
10/19	at Dallas*	7	120	39	1
10/26	at Pittsburgh*	2	22	15	0
11/02	at Tennessee*	3	22	10	0
11/09	Kansas City*	1	23	23	0
11/16	Tennessee*	6	64	17t	1
11/23	at Cincinnati*	8	109	34	0
11/30	Baltimore*	7	97	26	0
12/07	New England*	11	152	34	2
12/14	at Buffalo*	6	94	60	0
12/21	at Oakland*	7	116	35t	1
12/27	at Denver*+	6	55	20	0

1996 Game-By-Game

Date	Opponent	Receiving			
		No.	Yards	Long	TD
09/01	Pittsburgh*	5	53	15t	1
09/08	Houston*	8	100	19	1
09/15	at Oakland*	4	72	46	0
09/22	at New England*	2	27	18	0
09/29	Carolina*	3	67	49	0
10/06	at New Orleans*	8	86	26	0
10/13	New York Jets*	4	38	14	0
10/20	at St. Louis*	16	232	52	0
10/27	at Cincinnati*	5	52	14	0
11/10	Baltimore	3	41	15	0
11/17	at Pittsburgh*	4	37	12	0
11/24	at Baltimore*	9	107	20	0
12/01	Cincinnati*	4	79	48t	1
12/08	at Houston*	3	68	37	0
12/15	Seattle*	3	23	9	0
12/22	Atlanta*	4	47	17	0
12/28	at Buffalo*+	4	76	26	0
01/04	at Denver*+	5	59	31t	1
01/12	at New England*+	6	62	15	0

VETERANS &
RETURNING PLAYERS

Continued next page

Keenan McCardell, *continued*

1995 Game-By-Game

Date	Opponent	Receiving			
		No.	Yards	Long	TD
09/03	at New England	1	14	14	0
09/10	Tampa Bay*	6	79	32t	2
09/17	at Houston*	3	53	29	1
09/24	Kansas City	6	85	28	0
10/02	Buffalo	5	60	22	0
10/08	at Detroit*	2	14	8	0
10/22	Jacksonville*	1	12	12	0
10/29	at Cincinnati	0	0	0	0
11/05	Houston	4	39	17	0
11/13	at Pittsburgh	0	0	0	0
11/19	Green Bay	4	102	36	0
11/26	Pittsburgh	2	23	17	0
12/03	at San Diego	9	97	23	0
12/09	at Minnesota*	3	23	12	0
12/17	Cincinnati	3	33	16t	1
12/24	at Jacksonville	7	75	31	0

1994 Game-By-Game

Date	Opponent	Receiving			
		No.	Yards	Long	TD
09/04	at Cincinnati	0	0	0	0
09/11	Pittsburgh	Inactive			
09/18	Arizona	0	0	0	0
09/25	at Indianapolis	1	18	18	0
10/02	New York Jets	1	13	13	0
10/13	at Houston	0	0	0	0
10/23	Cincinnati	0	0	0	0
10/30	at Denver	2	35	19	0
11/06	New England*	4	80	34	0
11/13	at Philadelphia	0	0	0	0
11/20	at Kansas City*	0	0	0	0
11/27	Houston	0	0	0	0
12/04	New York Giants	Did Not Play			
12/10	at Dallas	0	0	0	0
12/18	at Pittsburgh	Did Not Play			
12/24	Seattle*	2	36	21	0
01/01	at Pittsburgh+	3	47	20t	1
01/07	New England+	0	0	0	0

1993 Game-By-Game

Date	Opponent	Receiving			
		No.	Yards	Long	TD
09/05	Cincinnati	0	0	0	0
09/13	San Francisco	0	0	0	0
09/19	at Los Angeles Raiders	Did Not Play			
09/26	at Indianapolis	Not on Roster			
10/10	Miami	Not on Roster			
10/17	at Cincinnati	Not on Roster			
10/24	Pittsburgh	Not on Roster			
11/07	Denver	Practice Squad (Chicago)			
11/14	at Seattle	Practice Squad (Chicago)			
11/21	Houston	Practice Squad (Chicago)			
11/28	at Atlanta	Inactive			
12/05	New Orleans	Inactive			
12/12	at Houston	2	55	42	0
12/19	New England*	4	51	19	2
12/26	at Los Angeles Rams*	4	72	28t	2
01/02	at Pittsburgh*	3	56	43	0

VETERANS & RETURNING PLAYERS



1992 Game-By-Game		Receiving		Long	TD
Date	Opponent	No.	Yards		
09/06	at Indianapolis		Practice Squad		
09/14	Miami		Practice Squad		
09/20	at Los Angeles Raiders		Practice Squad		
09/27	Denver		Practice Squad		
10/11	Pittsburgh	1	8	8	0
10/18	Green Bay		Practice Squad		
10/25	at New England		Practice Squad		
11/01	at Cincinnati		Practice Squad		
11/08	at Houston		Practice Squad		
11/15	San Diego		Inactive		
11/22	at Minnesota		Practice Squad		
11/29	Chicago		Practice Squad		
12/06	Cincinnati		Practice Squad		
12/13	at Detroit		Practice Squad		
12/20	Houston		Practice Squad		
12/27	at Pittsburgh	0	0	0	0

*Denotes starter

+ Denotes postseason game



HANIK MILLIGAN

Safety
6-3, 200
3rd NFL Season
3rd with Chargers

Houston
DOB: 11/3/79
Draft 6 - '03
Coconut Creek, Fla.

31

Hanik Milligan was a standout special teams performer in his first true season with the Chargers. As a rookie in 2003, Hanik turned heads in training camp before he suffered a torn pectoral muscle during a preseason game and ended up spending the season on the "Reserve-Injured" list. He was diligent in his rehabilitation, made a complete recovery and went on to tie for the team lead with 15 special teams tackles in 2004.

During his rehabilitation, Milligan participated in the "Stranger Danger" program with the San Diego Sheriff's Department.

The program educates kids on personal safety issues.

Hanik is not the only professional athlete in the family. His brother, Hamin is a defensive specialist for the Dallas Desperados of the Arena Football League. Hanik was born in the Virgin Islands of the United States, where his father, a retired fireman, still lives. Milligan enjoys listening to music, reading the Bible, playing basketball and collecting sports memorabilia.



TRANSACTION HISTORY: Sixth-round draft pick (188) by San Diego, April 27, 2003.

2004: Racked up three special teams tackles against New York Jets Sept. 19...tied for team high with two special teams tackles against New Orleans Nov. 7...inactive Weeks 11 and 13 with hamstring injury... four stops on defense and two on special teams against Kansas City Jan. 2...played on special teams and had one tackle in Wild Card Playoff game vs. New York Jan. 8. **2003:** Placed on "Reserve-Injured" list Aug. 26 after undergoing surgery for pectoral injury suffered in preseason game at Seattle Aug. 9.

COLLEGE: Two-time All-Conference USA choice...all-conference by *College Football News*...left school third all-time with 408 career stops...174 tackles as junior was second-most in school history...first player in school history with back-to-back 20-tackle games...All-America and all-region selection at Iowa Central Community College in 1999 ...team's most valuable player...set school season record with 21.5 sacks...red-shirted at Garden City Community College in 1998 ...attended Iowa Central Community College in 1999 and Houston from 2000-02... majored in sociology.

VETERANS & RETURNING PLAYERS

Continued next page

Hanik Milligan, *continued*

PERSONAL: Born Nov. 3, 1979 in U.S. Virgin Islands...all-county choice and defensive most valuable player at Coconut Creek

High School in Coconut Creek, Florida... selected to play in North/South all-star game ...resides in San Diego.

Year	Team	G-S	Tack.-Asst.	Total	Sacks-Yds.	Int.-Yds.	Long	TD	Pass		Fumbles	
									Def.	For.-Rec.	Def.	For.-Rec.
2003	San Diego	0-0	Reserve-Injured (pectoral)									
2004	San Diego	14-0	3-1	4	0-0	0-0	0	0	1	0-0		
	Postseason	1-0	0-0	0	0-0	0-0	0	0	0	0-0		

Single-game Highs

Tackles — 4, vs. Kansas City, Jan. 2, 2005

Additional Statistics

Special Teams Tackles — 2004, 15.

Additional Postseason Statistics

Special Teams Tackles — 2004, 1.



CARL MORRIS

Wide Receiver
6-3, 213
1st NFL Season
2nd with Chargers

Harvard
DOB: 3/3/81
Free Agent - '04
Alexandria, Va.

18

One of two Ivy League players on the Chargers' roster, Carl Morris sharpened his skills in NFL Europe with the Cologne Centurions in 2005, the same team he played for in 2004.

This NFL season, Morris started seven games and led the Centurions with 34 catches for 391 yards and a touchdown. Last year, he caught 35 balls for 530

yards and four scores for Cologne.

Carl spent time on the Chargers' practice squad in 2004 and has previously spent time on the Miami Dolphins' and New Orleans Saints' practice squads.

One of his hobbies includes working on computers.



TRANSACTION HISTORY: Signed with Indianapolis as undrafted rookie, May 5, 2003...waived by Colts, Aug. 12, 2003... claimed by Philadelphia Aug. 13, 2003... waived by Eagles, Aug. 25, 2003...signed to Miami's practice squad, Dec. 10, 2003...re-signed by Miami, Dec. 30, 2003...waived by Dolphins Sept. 5, 2004...signed to New Orleans' practice squad, Oct. 12, 2004... released by Saints, Nov. 1, 2004...signed to San Diego's practice squad, Dec. 1, 2004... re-signed by Chargers, Jan. 14, 2005.

2004: Spent Weeks 6-7 on New Orleans' practice squad and Weeks 12-16 and Wild Card Playoff game on Chargers' practice squad. **2003:** Spent Weeks 14-16 on Miami's practice squad.

COLLEGE: Ivy League Offensive Player of Year and first-team all-conference as junior and senior...selected to play in 2003 East-West Shrine Game and Hula Bowl...finished career as school's all-time leader with 245 catches for 3,488 yards and 28 touchdowns...owns three highest single-season reception and yardage totals in school history...played at Harvard from 1999-2002 ...majored in economics.

PERSONAL: Born March 3, 1981 in Leesburg, Virginia...lettered in football, basketball, baseball and soccer at Episcopal High School in Alexandria, Va...played on three-time state champion hoops team...league MVP in baseball...resides in San Diego.

VETERANS & RETURNING PLAYERS



CALVIN MURRAY

Running Back
5-10, 198
1st NFL Season
2nd with Chargers

Miami (Ohio)
DOB: 4/19/81
Free Agent - '04
Dublin, Ohio

30

Calvin Murray gained valuable experience as the leading rusher for the Berlin Thunder of NFL Europe in 2005. The Thunder posted the league's best record at 7-3 before falling to Amsterdam in World Bowl XIII.



Calvin started all 10 games for the Thun-

der and was NFL's sixth-leading rusher, racking up 487 yards and two scores on 124 carries. He also tied as the team's third-leading receiver, catching 18 passes for 166 yards and two more touchdowns.

His father, Calvin, played running back for Philadelphia Eagles from 1981-82 and was selected in the fourth round of the '81 NFL Draft, 110th overall, from Ohio State.

TRANSACTION HISTORY: Signed with Chargers as undrafted rookie, April 30, 2004...waived Aug. 31...signed to practice squad, Oct. 13, 2004...waived from practice squad, Oct. 19, 2004...re-signed to practice squad, Oct. 27, 2004.

2004: Spent Weeks 6, 8-16 and Wild Card Playoff game on Chargers' practice squad.

COLLEGE: Finished career with 374 rushes for 1,963 yards and 23 touchdowns...tied school record with four rushing touchdowns against Kent State in 2000...caught game-

winning two-yard touchdown pass on fourth-down play with 20 seconds remaining in first-career game as freshman against Vanderbilt...played at Miami, Ohio from 2000-03...physical education major.

PERSONAL: Born April 19, 1981 in Columbus, Ohio...all-district, all-area, all-league and team captain at Bishop Watterson High School in Dublin, Ohio...selected to play in Big Buckeye All-Star Game...lettered in track...resides in San Diego.



LORENZO NEAL

Fullback
5-11, 255
13th NFL Season
3rd with Chargers

Fresno State
DOB: 12/27/70
UFA (Cincinnati) - '03
Hanford, Calif.

41

Lorenzo Neal sets the standard for fullbacks in the National Football League. A Pro Bowler in 2002 and a first-alternate the last two seasons, Neal has paved the way for eight-straight 1,000-yard rushers, including a 1,335-yard season for LaDainian Tomlinson in 2004. He is a four-time selection to USA Today's All-Joe Team, which honors overlooked, ignored and determined players who might not make the Pro Bowl but play to the whistle on every snap.

A veteran of 12 seasons in the league, Neal has distinguished himself with his

durability, having played in 176 consecutive regular-season games dating back to the 1994 season. One of the keys to his longevity is a strict training regimen that includes boxing workouts with former IBF Junior Middleweight champion Paul Vaden. Neal has trained in the past with Jennifer Alcorn, a Lightweight World Champion in women's boxing. Lorenzo's brother, Eddie, is a professional boxer as well and has a record of 8-0 in the Heavyweight division.

Neal enjoys a wide range of outdoor activities, including golf, fishing, horseback riding, dirt bike riding, water skiing and riding Jet Skis.

Continued next page

Wrestling is his indoor sport of choice. An All-America wrestler in college, Neal returns to Fresno State during the off-season and stays in shape by working out with some of the nation's top collegiate wrestlers.

Through his travels as a professional athlete, Lorenzo has become a collector of sports memorabilia. Boxing gloves worn by Muhammad Ali and Joe Frazier are among his most prized collectibles. He also owns two classic cars, 1971 and '72

Cutlass Supremes.

Neal and close friend Major Rodgers established the "Changing a Generation Foundation" to help youth from Fresno High School learn to set and achieve goals while working toward a college education. Last year, Neal hosted a celebrity bowling tournament in Fresno to raise money for the foundation.

He also owns a commercial real estate business, M & N Service Inc., which manages apartment complexes around Fresno.

TRANSACTION HISTORY: Fourth-round choice (89) by New Orleans, April 25, 1993... signed with New York Jets, March 31, 1997...traded to Tampa Bay for fifth-round pick, March 12, 1998...released by Buccaneers, Feb. 11, 1999...signed with Tennessee, March 23, 1999...released by Titans, March 1, 2001...signed with Cincinnati, May 8, 2001...signed with Chargers, March 3, 2003.

2004: Pro Bowl first-alternate...named to *USA Today's All-Joe Team*...helped LaDainian Tomlinson rush for 1,335 yards and Chargers rush for 2,185 yards as team...12-yard kickoff return against Tampa Bay Dec. 12...**Chargers Alumni Player of Week** after rushing four times for season-high 16 yards at Cleveland Dec. 19. **2003: Pro Bowl first-alternate...**named to *USA Today's All-Joe Team*...helped pave way for Tomlinson to rush for 1,645 yards and team to rush for 2,146 yards...season-high seven carries and 22 yards at Cleveland Oct. 19...scored first touchdown of season on three-yard run at Oakland Sept. 28...carried three times for seven yards in short yardage situations against Baltimore Sept. 21...all three carries against Ravens resulted in first downs.



2002: Pro Bowl selection...paved way for Bengals running back Corey Dillon to rush for 1,311 yards...caught one-yard touchdown pass against Tennessee Oct. 27. **2001: Pro Bowl second-alternate...**named to *USA Today's All-Joe Team*...helped Dillon rush for 1,315 rushing yards. **2000: Pro Bowl third-alternate** after paving way for Eddie George's 1,509 rushing yards and 14 touchdowns...**NFL's Best Blocking Fullback by Sporting News** and named to *Sports Illus-*

trated's Midseason All-Pro Team. 1999: Selected for *USA Today's All-Joe Team*...led way for Eddie George to rush for 1,304 yards in regular season and two 100-yard games in playoffs...member of Titans squad that finished 16-4 and earned berth in Super Bowl XXXIV against St. Louis. **1998:** Helped Tampa Bay's Warrick Dunn rush for 1,026 yards. **1997:** Helped Jets running back Adrian Murrell rush for 1,086 yards as team's top fullback. **1996:** Set career highs with 31 catches and 194 receiving yards for New Orleans Saints. **1995:** Caught career-long 69-yard touchdown pass at New England Dec. 3. **1994:** Established career high with 30 carries, good for 90 yards and one touchdown. **1993:** Suffered season-ending ankle injury at Atlanta on Sept. 12 after starting first two games...led team in rushing with 13 carries for 89 yards in NFL debut at Houston on Sept. 5...placed on "Reserve-Injured" list Sept. 15 for remainder of rookie season.

COLLEGE: Finished career as school's second-leading rusher with 2,405 yards...All-Big West as junior and senior...played in Japan Bowl All-Star Game...All-America wrestler for Bulldogs as junior heavyweight...defeated sumo wrestler in exhibition match in Japan during Japan Bowl...played at Fresno State from 1989-1992...graduated with degree in criminal justice.

PERSONAL: Born Dec. 27, 1970 in Hanford, California...fullback and linebacker at Lemoore High School near Fresno...won state wrestling title as senior...Lorenzo and wife, Denisha, have one son, Lorenzo, and twin daughters, Nylva and Mia...has homes in San Diego and Fresno.

Veterans & Returning Players

Year	Team	G-S	Rushing				Receiving			
			No.-Yds.	Avg.	Long	TD	No.-Yds.	Avg.	Long	TD
1993	New Orleans	2-2	21-175	8.3	74t	1	0-0	0.0	0	0
1994	New Orleans	16-7	30-90	3.0	12	1	2-9	4.5	5	0
1995	New Orleans	16-6	5-3	0.6	3	0	12-123	10.3	69t	1
1996	New Orleans	16-11	21-58	2.8	11	1	31-194	6.3	23	1
1997	New York Jets	16-10	10-28	2.8	8	0	8-40	5.0	14	1
1998	Tampa Bay	16-1	5-25	5.0	12	0	5-14	2.8	5	1
1999	Tennessee	16-14	2-1	0.5	1t	1	7-27	3.9	8	2
2000	Tennessee	16-5	1(-2)	-2.0	-2	0	9-31	3.4	8	2
2001	Cincinnati	16-10	5-10	2.0	4	0	19-101	5.3	12	1
2002	Cincinnati	16-8	9-31	3.4	9	0	21-133	6.3	15	1
2003	San Diego	16-15	18-40	2.2	7	1	16-62	3.9	11	0
2004	San Diego	16-10	16-53	3.3	8	0	13-66	5.1	12	0
	Totals	178-99	143-512	3.6	74t	5	143-800	5.6	69t	10
	Postseason	6-3	1-3	3.0	3	0	1-1	1.0	1	0

Kickoff Returns

Year	No.-Yds.	Avg.	Long	TD
1994	1-17	17.0	15	0
1995	2-28	14.0	16	0
1997	2-22	11.1	22	0
1999	2-15	7.5	14	0
2000	1-15	15.0	15	0
2002	5-52	10.4	17	0
2003	1-1	1.0	1	0
2004	1-12	12.0	12	0
Totals	15-162	10.8	22	0

Single-game Highs

Rushing Attempts — 14, at Chicago, Oct. 9, 1994
 Rushing Yards — 89, vs. Houston, Sept. 5, 1993
 Rushing Long — 74t, at Atlanta, Sept. 12, 1993
 Rushing TDs — 1, five times, Last: at Oakland, Sept. 28, 2003
 Receptions — 6, twice, Last: vs. Atlanta, Dec. 8, 1996
 Receiving Yards — 78, at New England, Dec. 3, 1995
 Receiving Long — 69t, at New England, Dec. 3, 1995

Single-game Highs, cont.

Receiving TDs — 1, 10 times, Last: vs. Tennessee, Oct. 27, 2002
 Receiving Long TD — 69t, at New England, Dec. 3, 1995

Additional Statistics

Special Teams Tackles — 1996, 2; 1997, 5; 2001, 2; 2002, 4; Total, 13.



ROMAN OBEN

Tackle
 6-4, 305
 10th NFL Season
 2nd with Chargers

Louisville
 DOB: 10/9/72
 Trade (Tampa Bay) - '04
 Washington D.C.

72

The Chargers added veteran leadership and experience to their offensive line when they acquired Roman Oben in a trade with the Tampa Bay Buccaneers in 2004. The veteran tackle started every game, including playoffs, and helped create running lanes for the league's sixth-ranked rushing attack. With Oben anchoring the pivotal left tackle spot, the Chargers surrendered just 21 sacks, the fourth-fewest in the league.

Football was in Roman's future at a

young age. As a teenager, he sold hot dogs and game programs during Washington Redskins games at RFK Stadium.

A native of Cameroon, West Africa, Roman moved to the United States on Jan. 4, 1977. He was four years old and moved with his mother, Marie, who came to the states to work for the Cameroon embassy. In March 2004, Oben returned to Cameroon to visit schools and an orphanage, providing them with much-needed textbooks and financial assistance. It was

Continued next page

the third time he'd returned to his native country.

In 2003, Oben was honored by the Vincent T. Lombardi Foundation as a Vince Lombardi Champion for community service in his hometown of Washington D.C. Roman supports many worthy causes, including United Way, Special Olympics and the fight against illiteracy and hunger. Oben has also hosted football camps at Westview High School in San Diego and at his alma mater, Gonzaga High School in Washington.

Roman is the founder of the Roman Oben Foundation. Its mission is to promote positive development of youth through

football, literacy and other community outreach projects.

Growing up in the nation's capital spurned a natural interest in politics. While working toward a master's degree in public administration from Fairleigh Dickinson University, Oben completed internships with Democratic Congressmen Bill Pascrell of New Jersey and Dennis Kucinich of Cleveland. Kucinich was a 2004 presidential candidate.

Oben's hobbies include fishing and watching Comedy Central. He enjoys watching re-runs of Saturday Night Live and Mad TV, along with the Dave Chapelle Show.

TRANSACTION HISTORY: Third-round draft pick (66) by New York Giants, April 20, 1996...signed with Cleveland, March 8, 2000...released by Browns, Feb. 25, 2002...signed with Tampa Bay May 20, 2002...traded to Chargers for fifth-round choice in 2005 NFL Draft, June 9, 2004.

2004: Chargers Alumni Player of Week along with fellow starting offensive linemen following Week 11 win at Kansas City...started Weeks 1-16 and Wild Card Playoff game at left tackle. **2003:** Started along offensive line that allowed fifth-fewest sacks in NFL...offense set franchise season highs in total offense and passing offense...offensive line prevented Brad Johnson from being sacked in team-record 160 consecutive pass attempts...limited to special teams duty against Green Bay Nov. 16 and Carolina Nov. 9...inactive versus New Orleans Nov. 2 due to broken right hand ending streak of 100 consecutive games played...streak dated back to 1997...started 100th career game against Dallas Oct. 26 despite suffering broken hand during week leading up to game...played 100th career game against Carolina Sept. 14. **2002:** Helped Brad Johnson become first quarterback in Tampa Bay history to lead NFC in passing and pass for club-record 22 touchdowns...started every game at left tackle, including Super Bowl XXXVII...offensive line allowed just one sack in 100 postseason passing situations. **2001:** Saw action as reserve right tackle Dec. 23 at Green Bay...did not start at Jacksonville Dec. 16, ending streak of 76 consecutive starts dating back to 1997. **2000:** Only offensive lineman to start and play every snap at same position entire season. **1999:** Awarded

offensive game ball by coaching staff for performance against Tampa Bay Sept. 12. **1998:** Started all 16 games at left tackle for Giants...offensive line helped pave way for Gary Brown to rush for 1,063 yards, seventh-best in NFC. **1997:** Started every regular-season game and playoff game against Minnesota at left tackle...awarded game ball with entire offensive line following 27-13 win over Arizona Oct. 12 as Giants ended streak of 23 games without 100-yard rusher...in first NFL start against Philadelphia Aug. 31 held defensive end Mike Mamula to no sacks, one year after Mamula victimized Giants for five sacks. **1996:** Inactive for eight games and dressed but did not play in six games...played in first-career game at Philadelphia Dec. 1 as reserve right tackle.

COLLEGE: Recipient of Louisville's Community Service Award in 1994...team captain as senior...All-National Independent first-team as junior...four-time Athletic Director's Honor Roll...lettered in track as freshman...won Metro Conference Championship and also won at Mason-Dixon Games in Feb. 1992...played at Louisville from 1991-95...vice president of Alpha Phi Alpha fraternity...earned bachelor's degree in economics from Louisville and master's degree in public administration from Fairleigh Dickinson University in May 2001.

PERSONAL: Born Oct. 9, 1972 in Cameroon, West Africa...prepped at Gonzaga High School in Washington D.C...also attended Fork Union Military Academy...lettered in track in shot put and discus...married, Linda...has two sons, Roman Jr. and Andre...resides in San Diego.

Games Played-Started: 1996 (2-0, New York Giants); 1997 (16-16, New York Giants); 1998 (16-16, New York Giants); 1999 (16-16, New York Giants); 2000 (16-16, Cleveland); 2001 (16-13, Cleveland); 2002 (16-16, Tampa Bay); 2003 (15-13, Tampa Bay); 2004 (16-16, San Diego); **Total** (129-122).

Postseason Games Played-Started: 1997 (1-1, New York Giants); 2002 (3-3, Tampa Bay); 2004 (1-1, San Diego); **Total** (5-5).

Additional Statistics

Fumble Recoveries — 1999, 2.



SHANE OLIVEA

Tackle
6-4, 312
2nd NFL Season
2nd with Chargers

Ohio State
DOB: 10/7/81
Draft 7B - '04
Long Beach, N.Y.

70

A seventh-round draft pick who figured to spend his rookie season learning the ropes, Shane Olivea cracked the starting lineup at right tackle in training camp and remained there for the duration of the year. He helped the Chargers rank sixth in the NFL in rushing and competed on a unit that allowed only 21 sacks, fourth-fewest in the league. By the

end of the season, Olivea had earned All-Rookie honors.

Shane is a huge baseball fan and his favorite team is the New York Yankees. He attended Long Beach High School in Long Beach, New York, the same school attended by actor Billy Crystal and the head coach of the 2004 NBA World Champion Detroit Pistons, Larry Brown.

TRANSACTION HISTORY: Seventh-round pick (209) by San Diego, April 25, 2004.

2004: All-Rookie choice by Pro Football Weekly and ESPN.com...Chargers Alumni Player of Week along with all starting offensive linemen following Week 11 win at Kansas City...started Weeks 1-16 and Wild Card Playoff game at right tackle.

COLLEGE: Two-time second-team All-Big Ten...three year starter, including 2002 National Championship team that beat

Games Played-Started: 2004 (16-16, San Diego).

Postseason Games Played-Started: 2004 (1-1, San Diego).

Miami in double overtime at Fiesta Bowl... had appendectomy during junior season... played at Ohio State from 2000-03... majored in journalism.

PERSONAL: Born Oct. 7, 1981 in Bronx, New York...honorable mention All-America by *USA Today* and all-state as senior at Lawrence High School in Cedarhurst, N.Y. ...pitched and played first base for baseball team...threw shot put for track team... attended Long Beach High School until senior year...resides in San Diego.



IGOR OLSHANSKY

Defensive End
6-6, 309
2nd NFL Season
2nd with Chargers

Oregon
DOB: 5/3/82
Draft 2 - '04
San Francisco, Calif.

99

Igor Olshansky (*E-gor, ol-SHAN-ski*) was steady in his first season as a starter along the Chargers' defensive line. A defensive end in the

team's 3-4 alignment, Igor helped contribute to the league's third-ranked run defense. The Bolts held opponents to just 81.7 yards per game on the ground and

yielded only two rushes of 20 yards or longer all season.

Olshansky is the first player from the former Soviet Union to be drafted by an NFL team. Igor, who is Jewish, immigrated to the United States with his parents from the Ukraine when he was seven years old. Selected 35th overall in the draft after leaving Oregon following his junior season, Olshansky was one of the strongest rookies in the league. At the 2004 NFL Combine, he bench-pressed 225 pounds an amazing 41 times. At Oregon, he set a team record with a 505-pound bench press and during his on-campus pre-draft workout, he increased his 225-pound bench press to 43 reps.

Perhaps some of Olshansky's strength

rubbed off from his grandfather, Abraham Rubashevsky, who fought for the Red Army in World War II and was wounded 11 times, leaving his left hand disabled. Perhaps some of his athletic ability rubbed off from his dad, Yuri, who played basketball in the Russian Army. Igor didn't play football until his junior year of high school. Following in his father's footsteps, Igor played basketball at St. Ignatius.

True to his family's Russian heritage, Igor speaks fluent Russian. His non-football interests include military history and martial arts.

In July, Igor married the former Liya Rubinshteyn. The couple exchanged their wedding vows in San Francisco.

TRANSACTION HISTORY: Second-round pick (35) by San Diego, April 24, 2004.

2004: Tackle for loss among three stops versus Tennessee Oct. 3...first-career sack at Atlanta Oct. 17...career-high seven tackles, including one for loss, at Carolina Oct. 24...four tackles, including one for loss, against New Orleans Nov. 7...tallied tackle for loss at Indianapolis Dec. 26.

COLLEGE: Second-team All-Pac-10 as junior...honorable mention as sophomore...recipient of Joe Schaffeld Trophy as Ducks' top defensive lineman after sophomore and

junior seasons...finished career with 146 tackles and 11.5 sacks...honorable mention academic all-conference as freshman in 2001...redshirted in 2000...played at Oregon from 2000-03...majored in psychology.

PERSONAL: Born May 3, 1982 in Dnepropetrovsk, Ukraine...first-team all-league at St. Ignatius High School in San Francisco, California...second-team all-metro by *San Francisco Examiner* and honorable mention all-area by *San Jose Mercury News*...scored touchdown on 17-yard interception return in California-Texas All-Star Game...resides in San Diego.

Year	Team	G-S	Tack.-Asst.	Total	Sacks-Yds.	Int.-Yds.	Long	TD	Pass	Fumbles
									Def.	For.-Rec.
2004	San Diego	16-16	24-15	39	1-5	0-0	0	0	2	0-0
	Postseason	1-1	0-1	1	0-0	0-0	0	0	0	0-0

Single-game Highs

Tackles — 7, at Carolina, Oct. 24, 2004
Sacks — 1, at Atlanta, Oct. 17, 2004



KASSIM OSGOOD

Wide Receiver
6-5, 220
3rd NFL Season
3rd with Chargers

San Diego State
DOB: 5/20/80
Free Agent - '03
Salinas, Calif.

81

Kassim Osgood has become a big-play threat for the San Diego Chargers. His 20.5 yards per catch average was tops on the team.

Coincidentally, the biggest play that he made all season didn't involve him catching the ball, but instead it had him catching

Pro Bowl return specialist Dante Hall. In the Chargers' Nov. 28 game at Kansas City, the Chiefs led 17-14 at the start of the third quarter. On the opening kickoff of the second half, Hall got loose down the sideline and appeared to be on his way to a 92-yard touchdown return. One Charger who

VETERANS & RETURNING PLAYERS

refused to give up was Osgood and he caught up to Hall at the 15-yard-line. His pursuit caused Hall to fumble and the Chargers recovered. The Bolts outscored the Chiefs, 20-14, in the second half and won the game 34-31. It was a pivotal play in a pivotal game for the Chargers on the road to the 2004 AFC West Championship, their first since 1994.

One of Kassim's biggest supporters is his mom, Phyllis. For Mother's Day, Kassim hired a limousine and arranged a "Dream Date" for mom. It began with spa treatment with his sister, Gabrielle. Then it was off to lunch with Kassim's two brothers, Tresean and Chayin, and a shopping spree with

Kassim. The day ended with wine tasting in Temecula and a big family dinner at Donovan's Steak House.

Acting is one of Kassim's hobbies. He took an acting class in college at Cal Poly-San Luis Obispo and landed a spot as an extra in the blockbuster movie "We Were Soldiers," starring academy award winner Mel Gibson. Last year, he taped a commercial for T-Mobile.



Osgood contributes a lot of time to community service and volunteer work. He especially enjoys visits to military bases, ships and schools. He also enjoys playing basketball.

TRANSACTION HISTORY: Signed with Chargers as undrafted rookie, May 2, 2003.

2004: Led team's wide receivers with 20.5 yards per catch average...third on squad with 13 tackles on special teams...saw extensive action at Atlanta Oct. 17 after Reche Caldwell was injured and set season high with three catches...first touchdown of season on 12-yard catch and run against New Orleans Nov. 7...broke several tackles and delivered highlight-reel stiff-arm to cornerback Mike McKenzie on way to end zone...turned in two biggest plays of season in 34-31 win at Kansas City Nov. 28...on opening kickoff of second half, Osgood ran down Chiefs returner Dante Hall from behind as Hall appeared headed toward end zone and 92-yard touchdown return... Osgood's pursuit caused Hall to fumble ball while changing hands to avoid him and Jerrell Pippens recovered ball to keep score 17-14...in fourth quarter with Chargers facing second-and-22 from their own 19-yard line while trailing 31-24, Osgood caught career-long 65-yard pass from Brees...four plays later, Antonio Gates caught his second touchdown pass and Chargers tied game, 31-31...Osgood finished Chiefs' game with season-high 92 yards receiving...caught 19-yard touchdown pass late in second quarter against Tampa Bay Dec. 19...caught eight-yard pass on third-and-five on third play of same drive to keep chains moving and enable touchdown...started for injured Keenan McCardell Weeks 14-15...started against Kansas City Jan. 2...28-yard catch

in second quarter against Chiefs set up touchdown two plays later to give Chargers 10-3 lead...led team with season-high three special teams tackles against Kansas City. **2003:** Tied for third on squad with nine special teams tackles...career day at Pittsburgh Dec. 21 with 102 yards, four catches and season-long 57-yard touchdown catch... first-career 100-yard game against Steelers...first-career touchdown on 19-yard pass from Doug Flutie in fourth quarter at Denver Nov. 16...caught first-career pass, good for 18 yards on Chargers' lone touchdown drive against Baltimore Sept. 21.

COLLEGE: First-team All-Mountain West Conference in 2002...ranked second in nation with 108 catches and fourth in nation with average of 119.4 yards per game for total of 1,552 yards...he and teammate J.R. Tolver (Carolina Panthers) combined to set NCAA records for receiving yards in season by teammates with 3,337 yards and catches with 236...Division I-AA All-America at Cal Poly-San Luis Obispo...led nation in receiving yards as sophomore while ranking second in receiving yards per game and sixth in catches per game...set NCAA I-AA record with 376 yards receiving against Northern Iowa...played at San Diego State from 2001-02 and Cal Poly from 1999-2000...earned sociology degree.

PERSONAL: Born May 20, 1980 in Boston, Massachusetts...lettered in football, basketball and track at North Salinas High School in Salinas, California...resides in San Diego.

Year	Team	G-S	Receiving		
			No.-Yds.	Avg.	Long TD
2003	San Diego	16-2	13-278	21.4	57t 2
2004	San Diego	16-7	15-308	20.5	65 2
	Totals	32-9	28-586	20.9	65 4
	Postseason	1-0	0-0	0.0	0 0

Continued next page

Kassim Osgood, *continued*

Single-game Highs

Receptions — 4, at Pittsburgh, Dec. 21, 2003
 Receiving Yards — 102, at Pittsburgh, Dec. 21, 2003
 Receiving Long — 65, at Kansas City, Nov. 28, 2004
 Receiving TDs — 1, four times, Last: vs. Tampa Bay, Dec. 12, 2004
 Receiving Long TD — 57t, at Pittsburgh, Dec. 21, 2003

Additional Statistics

Special Teams Tackles — 2003, 9; 2004, 13; Total, 22.

100-Yard Receiving Games (1)

Date	Team	W-L	No.-Yds.	Avg.	Long	TD
Dec. 21, 2003	at Pittsburgh	L	4-102	25.5	57t	1

2004 Game-By-Game

Date	Opponent	Receiving			
		No.	Yards	Long	TD
09/12	at Houston	0	0	0	0
09/19	New York Jets*	1	14	14	0
09/26	at Denver*	1	17	17	0
10/03	Tennessee	0	0	0	0
10/10	Jacksonville*	0	0	0	0
10/17	at Atlanta	3	37	22	0
10/24	at Carolina*	0	0	0	0
10/31	Oakland	0	0	0	0
11/07	New Orleans	2	23	12t	1
11/21	at Oakland	0	0	0	0
11/28	at Kansas City	2	92	65	0
12/05	Denver	0	0	0	0
12/12	Tampa Bay	2	27	19t	1
12/19	at Cleveland*	0	0	0	0
12/26	at Indianapolis*	2	43	30	0
01/02	Kansas City*	2	55	28	0
01/08	New York Jets+	0	0	0	0

2003 Game-By-Game

Date	Opponent	Receiving			
		No.	Yards	Long	TD
09/07	at Kansas City	0	0	0	0
09/14	Denver	0	0	0	0
09/21	Baltimore	1	18	18	0
09/28	at Oakland	1	23	23	0
10/05	at Jacksonville	0	0	0	0
10/19	at Cleveland	0	0	0	0
10/27	Miami	0	0	0	0
11/02	at Chicago	0	0	0	0
11/09	Minnesota	0	0	0	0
11/16	at Denver	1	19	19t	1
11/23	Cincinnati	0	0	0	0
11/30	Kansas City	3	62	33	0
12/07	at Detroit*	1	8	8	0
12/14	Green Bay	2	46	24	0
12/21	at Pittsburgh	4	102	57t	1
12/28	Oakland*	0	0	0	0

* Denotes starter

+ Denotes postseason game



ERIC PARKER

Wide Receiver
6-0, 180
4th NFL Season
4th with Chargers

Tennessee
DOB: 4/14/79
Free Agent - '02
Shorewood, Ill.

88

Few players work as hard as Eric Parker, who has had to overcome plenty of obstacles during his career. Coming out of college at Tennessee, he was labeled as injury-prone and, as a result, he was passed over in the NFL Draft. Eric was invited to join the Houston Texans as a free agent. After going through mini camp with the Texans, Eric didn't see much of a future for himself in the NFL. With a young son to feed, Eric decided to leave football and go in search of a new career with a steady income.

He returned to Knoxville to work part-time as a fitness trainer and was searching for a full-time sales job when the Chargers called and invited him to training camp just two days before it was set to open. Coincidentally, the day he accepted the Chargers' offer, three job offers in sales came up. After another year beset by injuries in

2003, Parker enjoyed a breakout season in 2004. Not only did he set career highs with 47 catches, 690 yards and four touchdowns, but he missed only one game due to injury. Parker closed out the season in fine fashion, leading the team with 93 yards receiving and tying for the team lead with nine catches in the AFC Wild Card Playoff game against the New York Jets.

Eric comes from an athletic family. His father was a national champion Greco-Roman wrestler and his brother won two NCAA championships in wrestling at Southern Illinois. Eric competed in wrestling through high school. He also played baseball, lining up in center field and at shortstop. When Parker was 15, his baseball team won the 1993 Pony League World Series in Washington, Pa., defeating a squad from Puerto Rico.

TRANSACTION HISTORY: Signed with Houston as undrafted rookie, April 25, 2002...waived by Texans July 13, 2002...signed with Chargers, July 23, 2002...waived by Chargers Sept. 1, 2002...signed to practice squad Sept. 3, 2002...signed to active roster, Sept. 26, 2002...waived Oct. 12, 2002...re-signed Oct. 15, 2002.

2004: Named to *USA Today's All-Joe Team*...second on team with 690 yards receiving and four touchdown catches...third on squad with 47 catches...all were career highs...team leader with 27 punt returns for 237 yards...game-winning 19-yard touchdown catch with 8:34 remaining in fourth quarter of season opener at Houston Sept. 12...left Tennessee game Oct. 3 early with neck strain...did not play versus Jacksonville Oct. 10 to rest neck...**Chargers Alumni Player of Week** after catching 17-yard touchdown pass following Drayton Florence interception late in second quarter at Atlanta Oct. 17...tied for team high with six catches against Falcons...led squad with six catches and 91 yards against Oakland Oct. 31...24-yard punt return in first quarter against Raiders set up game's opening touchdown by Justin Peelle on 19-yard pass

from Brees...later added season-long with 32-yard punt return against Raiders to set up LaDainian Tomlinson one-yard touchdown run in second quarter...22-yard catch in second quarter led to 23-yard touchdown pass to Tim Dwight two plays later...55-yard catch and career-long 38-yard rush on reverse at Kansas City Nov. 28...55-yard catch set up Chargers first touchdown of game while 38-yard run helped set up third-quarter field goal by Nate Kaeding...caught 30-yard pass on first play of game following Drayton Florence interception against Denver Dec. 5...catch set up Tomlinson touchdown three plays later and Bolts 7-0 lead over Broncos...fumbled ball after catch later in quarter that Denver converted into touchdown on ensuing possession to tie game 7-7...made up for fumble late in second quarter with 19-yard punt return to Broncos' 21-yard line to set up touchdown to give lead back to Bolts at 14-7...career-long 79-yard touchdown catch against Tampa Bay Dec. 12...tied for 13th-longest catch in team history...finished Bucs game with career-high 118 yards on six catches for first-career 100-yard game...logged 103 yards, including 19-yard touchdown catch, at Indianapolis Dec. 26...caught three passes for 40 yards during

Continued next page

touchdown drive...season-high seven catches against Colts...had game-long catch of 23 yards on first play of third-quarter touchdown drive and had 15 yards added on to play by facemask penalty...led team with 93 yards in Wild Card Playoff Game against New York Jets Jan. 8...tied for team high with nine catches, which tied for third-most catches in playoff game in team history. **2003:** Team's fourth-leading receiver...three touchdown catches were third-most on team...20-yard touchdown catch in season opener at Kansas City Sept. 7...23-yard touchdown catch against Denver Sept. 14...team-high 59 yards receiving and tied for team high with five catches against Broncos...logged first three career rushes for 21 yards at Oakland Sept. 28...season-long 33-yard touchdown catch at Jacksonville Oct. 5...season-long 49-yard punt return at Cleveland Oct. 19...averaged season-high 20.3 yards per return against Browns...placed on "Reserve-Injured" list Nov. 5 after injuring shoulder at Chicago Nov. 2. **2002:** Spent

Weeks 1-3 on practice squad...inactive Weeks 4-5 and 8...did not play Week 9...caught 18-yard pass in overtime to help set up game-winning field goal versus San Francisco Nov. 17 for first-career reception...started first-career game and set career highs with seven catches and 96 receiving yards to lead team against Oakland Dec. 8...season-long 31-yard touchdown catch against Seattle Dec. 29 was first-career touchdown catch.

COLLEGE: Caught 64 passes for 829 yards and three touchdowns during collegiate career at Tennessee...also returned 107 punts for 930 yards (8.7 avg.) and one touchdown for Volunteers...played at Tennessee from 1997-2001...graduated with degree in sociology.

PERSONAL: Born April 14, 1979 in Chicago, Illinois...prepped at Joliet Township High School in Shorewood, Illinois...has son, Eric...resides in San Diego.

Year	Team	G-S	Receiving			Long	TD	Rushing		
			No.-Yds.	Avg.	Long			No.-Yds.	Avg.	Long
2002	San Diego	9-2	17-268	15.8	31t	1	0-0	0.0	0	0
2003	San Diego	8-4	18-244	13.6	33t	3	3-21	7.0	13	0
2004	San Diego	15-13	47-690	14.7	79t	4	4-53	13.3	38	0
Totals		32-19	82-1,202	14.7	79t	8	7-74	10.6	38	0
Postseason		1-1	9-93	10.3	16	0	1-0	0.0	0	0

Punt Returns

Year	No.-Yds.	FC	Avg.	Long	TD
2003	23-207	2	9.0	49	0
2004	27-237	10	8.8	32	0
Totals	50-444	12	8.9	49	0
Postseason	2-11	2	5.5	14	0

Single-game Highs

Receptions — 7, twice, Last: at Indianapolis, Dec. 26, 2004
 Receiving Yards — 118, vs. Tampa Bay, Dec. 12, 2004
 Receiving Long — 79t, vs. Tampa Bay, Dec. 12, 2004
 Receiving TDs — 1, eight times, Last: at Indianapolis, Dec. 26, 2004
 Receiving Long TD — 79t, vs. Tampa Bay, Dec. 12, 2004
 Rushing Attempts — 3, at Oakland, Sept. 28, 2003
 Rushing Yards — 58, at Kansas City, Nov. 28, 2004
 Rushing Long — 38, at Kansas City, Nov. 28, 2004
 Punt Returns — 5, vs. Baltimore, Sept. 21, 2003
 Fair Catches — 3, vs. Denver, Dec. 5, 2004
 Punt Return Yards — 62, vs. Oakland, Oct. 31, 2004
 Punt Return Long — 49, at Cleveland, Oct. 19, 2003

100-Yard Receiving Games (2)

Date	Team	W-L	No.-Yds.	Avg.	Long	TD
12/12/04	Tampa Bay*	W	6-118	19.7	79t	1
12/26/04	at Indianapolis*	L	7-103	14.7	23	1

Veterans & Returning Players

2004 Game-By-Game

Date	Opponent	Receiving				Rushing			
		No.	Yards	Long	TD	No.	Yards	Long	TD
09/12	at Houston*	2	25	19t	1	0	0	0	0
09/19	New York Jets*	2	19	12	0	0	0	0	0
09/26	at Denver	1	17	17	0	1	3	3	0
10/03	Tennessee*	0	0	0	0	0	0	0	0
10/10	Jacksonville	Did Not Play							
10/17	at Atlanta*	6	76	17t	1	0	0	0	0
10/24	at Carolina*	4	47	18	0	0	0	0	0
10/31	Oakland*	6	91	22	0	0	0	0	0
11/07	New Orleans*	3	36	22	0	0	0	0	0
11/21	at Oakland*	2	25	17	0	0	0	0	0
11/28	at Kansas City*	3	78	55	0	2	58	38	0
12/05	Denver*	3	37	30	0	1	-8	-8	0
12/12	Tampa Bay*	6	118	79t	1	0	0	0	0
12/19	at Cleveland*	2	18	9	0	0	0	0	0
12/26	at Indianapolis*	7	103	23	1	0	0	0	0
01/02	Kansas City	0	0	0	0	0	0	0	0
01/08	New York Jets*+	9	93	16	0	1	0	0	0

2003 Game-By-Game

Date	Opponent	Receiving				Rushing			
		No.	Yards	Long	TD	No.	Yards	Long	TD
09/07	at Kansas City	2	43	23	1	0	0	0	0
09/14	Denver*	5	59	23	1	0	0	0	0
09/21	Baltimore	4	40	13	0	0	0	0	0
09/28	at Oakland*	1	10	10	0	3	21	13	0
10/05	at Jacksonville	2	44	33t	1	0	0	0	0
10/19	at Cleveland	2	22	16	0	0	0	0	0
10/27	Miami*	2	26	23	0	0	0	0	0
11/02	at Chicago*	0	0	0	0	0	0	0	0
11/09	Minnesota	Reserve-Injured							
11/16	at Denver	Reserve-Injured							
11/23	Cincinnati	Reserve-Injured							
11/30	Kansas City	Reserve-Injured							
12/07	at Detroit	Reserve-Injured							
12/14	Green Bay	Reserve-Injured							
12/21	at Pittsburgh	Reserve-Injured							
12/28	Oakland	Reserve-Injured							

2002 Game-By-Game

Date	Opponent	Receiving			
		No.	Yards	Long	TD
09/08	at Cincinnati	Practice Squad			
09/15	Houston	Practice Squad			
09/22	at Arizona	Practice Squad			
09/29	New England	Inactive			
10/06	at Denver	Inactive			
10/13	Kansas City	Not on Roster			
10/20	at Oakland	0	0	0	0
11/03	New York Jets	Inactive			
11/10	at St. Louis	0	0	0	0
11/17	San Francisco	1	18	18	0
11/24	at Miami	0	0	0	0
12/01	Denver	3	48	30	0
12/08	Oakland*	7	96	28	0
12/15	at Buffalo	0	0	0	0
12/22	at Kansas City	3	48	21	0
12/29	Seattle*	3	58	31t	1

* Denotes starter

+ Denotes postseason game

VETERANS & RETURNING PLAYERS



JUSTIN PEELLE

Tight End
 6-4, 255
 4th NFL Season
 4th with Chargers

Oregon
 DOB: 3/15/79
 Draft 4 - '02
 Dublin, Calif.

84

Justin Peelle has been a solid contributor for the Chargers, both as a run-blocking tight end and a special teams performer.

Justin lists golf as his favorite hobby. He enjoys spending time at home with his wife, Sara, and the couple's two-year old Rottweiler named Payton. Justin named the dog after his boyhood idol, Hall of Fame running back Walter Payton.

In January, Peelle and teammates Kris Dielman and Ben Leber had the opportunity to enjoy a unique experience with the Navy. The three players flew out to and spent a night aboard the nuclear-powered

aircraft carrier USS Carl Vinson. The trip was arranged by Peelle, whose grandfather is a retired Navy captain. Aboard the ship, the players observed flight operations as F/A-18F Super Hornets and other Navy and Marine aircraft catapulted off the deck. They toured the entire carrier and signed autographs for numerous service personnel. It was an experience of a lifetime for the players.

Peelle has worked as a volunteer assistant football coach at Poway High School and Scripps Ranch High School in San Diego.

TRANSACTION HISTORY: Fourth-round pick (103) by Chargers, April 21, 2002.

2004: Caught first pass of season for 10-yard touchdown against Tennessee Oct. 3...second-career touchdown and longest scoring catch...started in two-tight end set against Oakland Oct. 31 and caught 17-yard touchdown pass on game's opening drive...finished Raiders' game with season-high three catches for 28 yards...started for Antonio Gates against Kansas City Jan. 2 and had 13-yard catch on first play of game...caught three passes for 34 yards, including 20-yard catch on first offensive play of game, in Wild Card Playoffs versus New York Jets Jan. 8...started playoff game as team opened in two-tight end formation. **2003:** Season-high four catches against Baltimore Sept. 21...seven-yard touchdown catch on spectacular play in back of end zone at Oakland Sept. 28...suffered concussion Nov. 30 vs. Kansas City and inactive for Dec. 7 game at Detroit...career-long 24-yard catch at Pittsburgh Dec. 21. **2002:** Fifth on squad

with seven special teams tackles...two stops on special teams at Denver Oct. 6 and against New York Jets Nov. 3...caught first pass of career for two yards against San Francisco Nov. 17.

COLLEGE: All-Pac-10 Conference first-team selection as senior and honorable mention as junior...semifinalist for 2001 Mackey Award, given to nation's premier tight end...nine touchdowns as senior was fourth-highest single-season total in school history...All-Pac-10 Academic choice four straight years...finished career with 63 catches for 944 yards and 14 scores...played at Oregon from 1997-2001...earned degree in political science.

PERSONAL: Born March 15, 1979 in Fresno, California...first-team All-Tri County Athletic League offensive and defensive choice at Dublin High School in Dublin, Calif....also earned first-team All-Alameda County recognition from *Tri-Valley Herald*...married, Sara...resides in San Diego.

Year	Team	G-S	Receiving			Long	TD
			No.-Yds.	Avg.			
2002	San Diego	15-2	3-15	5.0	10	0	
2003	San Diego	15-9	16-133	8.3	24	1	
2004	San Diego	16-4	10-84	8.4	17t	2	
Totals		46-15	29-232	8.0	24	3	
Postseason		1-1	3-34	11.3	20	0	

Kickoff Returns

Year	No.-Yds.	Avg.	Long	TD
2003	1-14	14.0	14	0

**Single-game Highs**

Receptions — 4, vs. Baltimore, Sept. 21, 2003

Receiving Yards — 29, at Pittsburgh, Dec. 21, 2003

Receiving Long — 24, at Pittsburgh, Dec. 21, 2003

Receiving TDs — 1, three times, Last: vs. Oakland, Oct. 31, 2004

Receiving Long TD — 17t, vs. Oakland, Oct. 31, 2004

Additional Statistics

Special Teams Tackles — 2002, 7; 2003, 2; 2004, 4; Total, 13.

2004 Game-By-Game

Date	Opponent	Receiving			
		No.	Yards	Long	TD
09/12	at Houston	0	0	0	0
09/19	New York Jets	0	0	0	0
09/26	at Denver	0	0	0	0
10/03	Tennessee	1	10	10t	1
10/10	Jacksonville	0	0	0	0
10/17	at Atlanta	1	8	8	0
10/24	at Carolina	1	6	6	0
10/31	Oakland*	3	28	17t	1
11/07	New Orleans*	0	0	0	0
11/21	at Oakland	0	0	0	0
11/28	at Kansas City	1	4	4	0
12/05	Denver*	1	6	6	0
12/12	Tampa Bay	1	9	9	0
12/19	at Cleveland	0	0	0	0
12/26	at Indianapolis	0	0	0	0
01/02	Kansas City*	1	13	13	0
01/08	New York Jets*+	3	34	20	0

2003 Game-By-Game

Date	Opponent	Receiving			
		No.	Yards	Long	TD
09/07	at Kansas City	0	0	0	0
09/14	Denver*	3	26	17	0
09/21	Baltimore*	3	24	11	0
09/28	at Oakland*	0	0	0	0
10/05	at Jacksonville*	0	0	0	0
10/19	at Cleveland*	0	0	0	0
10/27	Miami*	2	23	17	0
11/02	at Chicago	1	6	6	0
11/09	Minnesota	0	0	0	0
11/16	at Denver	0	0	0	0
11/23	Cincinnati	0	0	0	0
11/30	Kansas City*	0	0	0	0
12/07	at Detroit	Inactive			
12/14	Green Bay*	1	1	1	0
12/21	at Pittsburgh*	2	29	24	0
12/28	Oakland	0	0	0	0

2002 Game-By-Game

Date	Opponent	Receiving			
		No.	Yards	Long	TD
09/08	at Cincinnati	0	0	0	0
09/15	Houston	Did Not Play			
09/22	at Arizona	0	0	0	0
09/29	New England	0	0	0	0
10/06	at Denver	0	0	0	0
10/13	Kansas City	0	0	0	0
10/20	at Oakland*	0	0	0	0
11/03	New York Jets	0	0	0	0
11/10	at St. Louis	0	0	0	0
11/17	San Francisco	1	2	2	0
11/24	at Miami	1	3	3	0
12/01	Denver*	0	0	0	0
12/08	Oakland	0	0	0	0
12/15	at Buffalo	1	10	10	0
12/22	at Kansas City	0	0	0	0
12/29	Seattle	0	0	0	0

* Denotes starter

+ Denotes postseason game

SHAUN PHILLIPS



Outside Linebacker
6-3, 262
2nd NFL Season
2nd with Chargers

Purdue
DOB: 5/13/81
Draft 4 - '04
Willingboro, N.J.

95

Shaun Phillips has proved that he belongs in the National Football League. The Chargers' fourth-round pick in the 2004 NFL Draft, Phillips finished the season with four sacks, tied for second-most on the team. This also tied for sixth-most in the NFL among rookies and second-most among rookie linebackers.

Shaun enjoys playing basketball, watch-

ing movies, spending time with his son, Jaylen, and traveling, especially to major cities like New York, Miami and Las Vegas. He understands the importance of spending time with Jaylen after having grown up in a single-parent home and being raised by his mom, Sherri. Shaun, who earned a degree in management, is the first member of the family to graduate from college.

TRANSACTION HISTORY: Fourth-round draft pick (98) by Chargers, April 25, 2004.

2004: Had key fourth-quarter sack on third-down play in season opener at Houston... 12-yard sack on third-down play against Tennessee halted 11-play drive that had advanced as far as Chargers' 43-yard line... Bolts kicked field goal on ensuing drive to take 24-7 lead over Titans... finished Tennessee game with season-high two tackles on special teams... racked up eight-yard sack and season-high four tackles at Carolina Oct. 24... recovered fumble to close out Oct. 31 win over Oakland... tied team and season high with two special teams tackles at Oakland Nov. 21... recorded highlight reel interception after tipping pass at line of scrimmage and making fingertip catch late in second quarter against Denver Dec. 5... Chargers scored field goal on ensuing possession on last play of half to turn 14-7 lead into 17-7 advantage over Broncos... one of two passes defended by Shaun in game... recovered fumble after Steve Foley sack and forced fumble with 3:10 remaining in fourth quarter against Tampa Bay Dec. 12... four plays later, Chargers kicked 40-yard field goal to stretch lead to 31-21 in game eventually won 31-24... recorded three-yard sack on last play of first half at Cleveland Dec. 19... shared nine-yard sack on third-down play in second quarter of Wild Card Playoff game against New York Jan. 8.

COLLEGE: Finished career as Purdue's all-time leader with 33.5 career sacks... also left campus with third-most tackles for loss (60.5) among 231 total tackles and added nine forced fumbles... started 49 straight games for Boilermakers... second-team All-America by Associated Press, Sports Illustrated, College Football News and NFL Draft Report as senior... also named Big Ten Defensive Player of Year by College Football News... unanimous first-team all-conference... honorable mention all-conference as frosh, sophomore and junior... Big Ten leader with 14.5 sacks and 23 tackles for loss in 2003... earned back-to-back Big Ten Player of Week honors during senior campaign... caught two career touchdown passes as tight end, including one against Notre Dame in '03... Most Valuable Lineman in 2002 Sun Bowl win over Washington... recipient of Newcomer Award in 2000... redshirted in 1999... played at Purdue from 1999-2003... holds degree in restaurant, hotel and institutional management.

PERSONAL: Born May 13, 1981 in Philadelphia, Pennsylvania... all-state, All-South Jersey and all-city at Willingboro High School in Willingboro, New Jersey... selected to play in Governor's Bowl New Jersey-New York All-Star Game... lettered in basketball and track... resides in San Diego.

Year	Team	G-S	Tack.-Asst.	Total	Sacks-Yds.	Int.-Yds.	Long	TD	Pass	Fumbles
									Def.	For.-Rec.
2004	San Diego	16-0	14-4	18	4-23	1-0	0	0	3	0-2
	Postseason	1-0	0-1	1	0.5-4.5	0-0	0	0	0	0-0

VETERANS & RETURNING PLAYERS



Single-game Highs

Tackles — 4, at Carolina, Oct. 24, 2004
 Sacks — 1, four times, Last: at Cleveland, Dec. 19, 2004
 Interceptions — 1, vs. Denver, Dec. 5, 2004

Additional Statistics

Special Teams Tackles — 2004, 9.

Additional Postseason Statistics

Special Teams Tackles — 2004, 1.



ANDREW PINNOCK

Fullback
 5-10, 250
 3rd NFL Season
 3rd with Chargers

South Carolina
 DOB: 3/12/80
 Draft 7 - '03
 Bloomfield, Conn.

34

Andrew Pinnoch wants to get his uniform dirty in 2005. After playing in every game as a rookie in 2003, he was limited to just one game in 2004. He will push for playing time as both a fullback and contributor on special teams.

Andrew has participated in the "Stranger Danger" program with the San Diego Sheriff's Department. It is a program designed to help educate kids on personal safety issues.

Pinnoch enjoys collecting trading cards, playing basketball and spending time with his family. He also keeps himself busy with two young pit bulls, Diamond and Shady. Pinnoch's trading card collection includes more than 5,000 cards. He began collecting cards in the seventh grade and his collection includes baseball, football and basketball athletes. His most prized cards are those of Nolan Ryan, Michael Jordan, Shaquille O'Neal and LeBron James.

TRANSACTION HISTORY: Seventh-round pick (229) by San Diego, April 27, 2003.

2004: Inactive Weeks 1-9 and 15...suspended Weeks 10-13...roster-exempt Week 14...saw first significant playing time of career, rushing for 26 yards and adding 26 yards receiving against Kansas City Jan. 2...inactive for Wild Card Playoff game. **2003:** Played every game on special teams...saw action at fullback against Baltimore Sept. 21 and Cleveland Oct. 19...had two special teams stops against Browns and Miami Oct. 27.

COLLEGE: Led Gamecocks in rushing as junior...finished career with 422 carries for 1,852 yards and 27 touchdowns...played at South Carolina from 1999-2002...majored in African-American studies.

PERSONAL: Born March 12, 1980 in Hartford, Connecticut...prepped at Bloomfield High School...named Mr. Football in Connecticut in 1998...selected to play in state's high school all-star game...all-state and all-district selection following senior year...has son, Andre and daughter, Dior...resides in San Diego.

Year	Team	G-S	Rushing				Receiving			
			No.-Yds.	Avg.	Long	TD	No.-Yds.	Avg.	Long	TD
2003	San Diego	16-0	0-0	0.0	0	0	0-0	0.0	0	0
2004	San Diego	1-0	9-26	2.9	11	0	3-26	8.7	14	0
Totals		17-0	9-26	2.9	11	0	3-26	8.7	14	0

Year	Kickoff Returns			
	No.-Yds.	Avg.	Long	TD
2003	2-50	25.0	41	0

Single-game Highs

Rushing Attempts — 9, vs. Kansas City, Jan. 2, 2005
 Rushing Yards — 26, vs. Kansas City, Jan. 2, 2005
 Rushing Long — 11, vs. Kansas City, Jan. 2, 2005
 Receptions — 3, vs. Kansas City, Jan. 2, 2005
 Receiving Yards — 26, vs. Kansas City, Jan. 2, 2005
 Receiving Long — 14, vs. Kansas City, Jan. 2, 2005

VETERANS & RETURNING PLAYERS

Continued next page

Additional Statistics

Special Teams Tackles — 2003, 5.



CARLOS POLK

Linebacker
6-2, 262
5th NFL Season
5th with Chargers

Nebraska
DOB: 2/22/77
Draft 4 - '01
Rockford, Ill.

52

Carlos Polk was looking forward to getting back to work after a shoulder injury cut short his 2004 season. The Chargers Special Teams Player of the Year in 2002 and '03, Polk suffered a torn Achilles tendon in June and is expected to be out of action for six to nine months.

Polk considers his father, John Moore, his biggest influence. A construction worker by trade, Moore commuted to and from

Chicago for work, leaving the house at 4 a.m. and often times returning home after 9 p.m. It is from his father that Polk inherited his tireless work ethic and family values.

Carlos and his father enjoy working on classic cars. Carlos' first car was a Pontiac Firebird that he and his dad spent weekends restoring before Carlos was old enough to drive. Over the years, the two have also restored a 1947 Ford Coupe and a 1949 Plymouth.

TRANSACTION HISTORY: Fourth-round pick (112) by Chargers, April 22, 2001.

2004: Inactive Week 1 with shoulder injury... returned to action Sept. 19 against New York Jets and had special teams tackle...placed on "Reserve-Injured" list Sept. 22 due to shoulder injury. **2003: Chargers co-Special Teams Player of Year...**tied for team lead with 16 special teams tackles...tackle for loss among two stops against Denver Sept. 14...season-high three special teams stops at Jacksonville Oct. 5...lone tackle for loss against Kansas City Nov. 30. **2002: Chargers Special Teams Player of Year...**led squad with 13 stops on specialty units...recorded first-career safety after blocking Scott Player punt out of end zone at Arizona Sept. 22...was first-career blocked kick...inactive for San Francisco game Nov. 17 with ankle injury...season-high three special

teams tackles at Buffalo Dec. 15. **2001:** Limited to action in six games due to shoulder injury...placed on "Reserve-Injured" list Nov. 14.

COLLEGE: First-team All-America by *Associated Press*, American Football Coaches Association and *College Football News*...first team All-Big 12 as junior...Big 12 Commissioner's Academic Honor Roll as sophomore...played at Nebraska from 1996-2000...holds degree in sociology.

PERSONAL: Born Feb. 22, 1977 in Memphis, Tennessee...*USA Today* All-America at Guilford High School in Rockford, Illinois...all-state and all-conference pick...Northern Illinois Conference-9 Defensive Player of Year...lettered in basketball...has son, DeVonn and daughter, Deja...resides in Chula Vista.

Year	Team	G-S	Tack.-Asst.	Total	Sacks-Yds.	Int.-Yds.	Long	TD	Pass		Fumbles	
									Def.	For-Rec.		
2001	San Diego	6-0	0-0	0	0-0	0-0	0	0	0	0	0-0	
2002	San Diego	15-0	3-1	4	1-7	0-0	0	0	0	0	0-0	
2003	San Diego	16-0	5-1	6	0-0	0-0	0	0	0	0	0-0	
2004	San Diego	1-0	0-0	0	0-0	0-0	0	0	0	0	0-0	
Totals		38-0	8-2	10	1-7	0-0	0	0	0	0	0-0	

Single-game Highs

Tackles — 2, three times, Last: vs. Denver, Sept. 14, 2003
Sacks — 1, vs. Houston, Sept. 15, 2002

Additional Statistics

Special Teams Tackles — 2001, 4; 2002, 13; 2003, 16; 2004, 1; Total, 34.

VETERANS & RETURNING PLAYERS



ROBERT POLLARD

Defensive End
6-2, 278
1st NFL Season
2nd with Chargers

Texas Christian
DOB: 6/28/81
Free Agent - '04
Beaumont, Tex.

94

Robert Pollard spent the majority of his rookie season on the practice squad. He enjoyed a bit of live NFL action when he was activated for the season finale against Kansas City.

Robert has an NFL pedigree as his

father, Bob, played defensive end for the New Orleans Saints from 1971-77 and the St. Louis Cardinals from 1978-1981. Bob was drafted by the Saints in the 11th round of the '71 draft with the 262nd overall pick.

TRANSACTION HISTORY: Signed with Chargers as undrafted rookie, April 30, 2004...waived Aug. 31, 2004...signed to practice squad, Sept. 7, 2004...waived, Oct. 19, 2004...re-signed to practice squad, Oct. 19, 2004...signed to active roster, Jan. 1, 2005.

2004: Saw action in Jan. 2 season finale against Kansas City but did not record any stats...inactive for Wild Card Playoff game.

COLLEGE: Third-team All-Conference USA

as senior...finished career with 180 tackles, 41 tackles for loss and 12.5 sacks...redshirted in 1999...played at Texas Christian from 1999-2003...earned degree in psychology.

PERSONAL: Born June 28, 1981 in Metairie, Louisiana...all-district at Westbrook High School in Beaumont, Texas... Super Gold Team Defensive Player of Year and *PrepStar* All-America...married, Janell... resides in San Diego.

Year	Team	G-S	Tack.-Asst.	Total	Sacks-Yds.	Int.-Yds.	Long	TD	Pass Def.	Fumbles For.-Rec.
2004	San Diego	1-0	0-0	0	0-0	0-0	0	0	0	0-0



WILLIE QUINNIE

Wide Receiver
6-2, 180
1st NFL Season
2nd with Chargers

Alabama-Birmingham
DOB: 10/3/80
Free Agent - '04
Theodore, Ala.

80

After spending most of the 2004 season on the practice squad, wide receiver Willie Quinnie is looking to make an even bigger contribution in 2005.

Quinnie sharpened his skills in NFL Europe in 2004, catching 46 passes for 415 yards and three touchdowns for the Rhein Fire.

Willie enjoys spending time with his family and playing golf, basketball and video games in his free time. He also has a passion for coaching and when he returns home to Theodore, Alabama, he spends time teaching the finer points of football to his nephews Tyler and Sam. Willie would like to pursue a coaching career when his playing days are over.

TRANSACTION HISTORY: Signed with Oakland as undrafted rookie, May 1, 2003...waived by Raiders, Aug. 31, 2003...signed to Oakland's practice squad, Sept. 2, 2003...waived from practice squad, Sept. 9, 2003...signed to Atlanta's practice squad, Nov. 18, 2003...re-signed by Falcons, Dec. 30, 2003...waived by Atlanta, Sept. 5, 2004...signed to

San Diego's practice squad, Oct. 5, 2004...re-signed by Chargers, Jan. 13, 2005.

2004: Spent Weeks 5-16 and Wild Card Playoff game on Chargers' practice squad.
2003: Spent Week 1 on Oakland's practice squad...spent Weeks 11-16 on Atlanta's practice squad.

Continued next page

COLLEGE: Left campus as fourth-leading receiver in school history with 90 catches... also fourth with 1,395 yards and third with 10 touchdowns...caught school-record 94-yard touchdown pass against East Carolina as senior...played at Alabama-Birmingham from 1999-2002...sociology major.

PERSONAL: Born Oct. 3, 1980 in Mobile, Alabama...honorable mention *All-Mobile Press-Register* and all-area as senior at Theodore High School in Theodore, Ala.... lettered in track and named Alabama Runner of Year following senior season...married, Carrice...has daughters, Kayla and Briana...resides in San Diego.



PHILIP RIVERS

Quarterback
6-5, 228
2nd NFL Season
2nd with Chargers

North Carolina State
DOB: 12/8/81
Trade (New York Giants)- '04
Athens, Ala.

17

Philip Rivers spent his rookie season in San Diego learning from the sidelines.

After of a lengthy training camp holdout, Rivers spent the 2004 season between numbers two and three on the team's depth chart. When Chargers General Manager A.J. Smith pulled off a blockbuster draft day trade with the New York Giants to acquire Rivers, many thought he would battle Drew Brees for the team's starting quarterback position. As it turned out, Brees had a Pro Bowl season and Rivers was limited to action in two games.

Growing up in Alabama, Rivers did not attend his first professional football game until he signed with the Chargers.

He wears number 17 in honor of his father, Steve, who wore the same number in high school. Philip has worn it since the ninth grade. Philip's number was retired before his final home game at North Carolina State.

Philip married his childhood sweetheart, Tiffany, after his freshman season at N.C. State when he was just 19 years old. The

couple has two daughters, Halle and Caroline. Philip asked North Carolina State Head Coach Chuck Amato for his permission before asking Tiffany to marry him. Philip's dad was the best man in the wedding.

Philip's name, spelled with one "l," comes from the Bible. He prefers to be called "Philip" but will answer to "Phil." In college, his nickname was "Cheese" as in a Phil(ly) cheesesteak sandwich. His favorite meal is meatloaf, fried okra and cabbage, and he enjoys a wide range of music from country music to the band Out-Kast.

Rivers' favorite quarterbacks are Joe Montana, Dan Marino, John Elway, Troy Aikman and Brett Favre. When he was in kindergarten, he worked as a water boy at Decatur High School in Decatur, Alabama, where his dad was the head coach. As part of a fifth-grade project, he had to make a poster about his dreams and aspirations. On the poster, he pasted his face over that of a Minnesota Vikings player who had appeared on a cover of Sports Illustrated.

TRANSACTION HISTORY: Drafted in first-round (4) by New York Giants, April 24, 2004...traded to Chargers for Eli Manning, third-round choice in 2004, and first- and fifth-round choices in 2005, April 24, 2004.

2004: Inactive as third quarterback Weeks 1-3 and 14-15...did not play Weeks 4-8 and 10-13 as number two quarterback...saw action at end of New Orleans game Nov. 7 but did not attempt any passes...played second half against Kansas City Jan. 2 and threw first-career touchdown pass to Malcom Floyd...inactive as third quarterback for Wild Card Playoff game against New York.

COLLEGE: NCAA's second all-time leading passer with 13,484 yards...MVP of five bowl games, including 2004 Senior Bowl...holds every major school passing record at N.C. State...seventh in Heisman Trophy voting as senior...34-17 record as starter among NCAA-record 51 career starts...second in NCAA history with 13,582 total yards...tied for fifth in NCAA history with 95 touchdown passes...set school and Atlantic Coast Conference career records for passing attempts (1,710), completions (1,147), touchdowns responsible for (112), 300-yard passing games (18) and 400-yard passing games (7)...seventh quarterback in NCAA

Veterans & Returning Players

history and first in ACC history with three 3,000-yard seasons...second-team All-America by *NFL Draft Report* as senior... 2003 ACC Player of Year and first-team All-ACC after leading NCAA in completion percentage (.720) and passer rating (170.5)... ranked second nationally in passing yards (4,491) and total offense per game (353.9) ...MVP of 2003 Tangerine Bowl after career-high 475 yards and school-record-tying five touchdowns in 56-26 win over Kansas... second-team All-ACC as junior...received "Award of Distinction" from Columbus Touchdown Club...co-recipient of Governor's Award as team MVP...MVP of 2002 Gator Bowl win over Notre Dame...*CNN/Sports Illustrated* National Player of Week after five-touchdown game against Navy in junior year...honorable mention all-conference as

sophomore and MVP of Citrus Bowl...ACC Rookie of Year and Academic All-ACC choice in 2000...Newcomer of Year by ABC Sports and Freshman of Year by *Football News* and Columbus Touchdown Club...MVP of 2000 Micron PC Bowl...ACC Player of Week once, ACC Offensive Back of Week twice and league-record ACC Rookie of Week eight times during career ...played at N.C. State from 2000-03...graduated with degree in business.

PERSONAL: Born Dec. 8, 1981 in Decatur, Alabama...Alabama Player of Year as senior at Athens High School...father, Steve, was his high school head coach...married, Tiffany...has daughters, Halle and Caroline...resides in San Diego.

Year	Team	G-S	Passing				Pct.	TD	Int.	Long	Sacks-Lost	Pass Rating
			Att.-Comp.	Yards								
2004	San Diego	2-0	8-5	33		.625	1	0	13t	0-0	110.9	

Year	Rushing			
	Att.-Yds.	Avg.	Long	TD
2004	5-(-5)	-1.0	0	0

2004 Game-By-Game Passing

Date	Opponent	Att.-Comp.	Yards	Pct.	TD	Int.	Long	Sacks-Lost
09/12	at Houston	Inactive						
09/19	New York Jets	Inactive						
09/26	at Denver	Inactive						
10/03	Tennessee	Did Not Play						
10/10	Jacksonville	Did Not Play						
10/17	at Atlanta	Did Not Play						
10/24	at Carolina	Did Not Play						
10/31	Oakland	Did Not Play						
11/07	New Orleans	0-0	0	.000	0	0	0	0-0
11/21	at Oakland	Did Not Play						
11/28	at Kansas City	Did Not Play						
12/05	Denver	Did Not Play						
12/12	Tampa Bay	Did Not Play						
12/19	at Cleveland	Inactive						
12/26	at Indianapolis	Inactive						
01/02	Kansas City	8-5	33	.625	1	0	13t	0-0
01/08	New York Jets+	Inactive						

+ Denotes postseason game

MIKE SCIFRES



Punter
6-2, 236
3rd NFL Season
3rd with Chargers

Western Illinois
DOB: 10/8/80
Draft 5 - '03
Destrehan, La.

5

Mike Scifres (SIGH-furs) proved to be a valuable weapon in the Chargers' arsenal in 2004, his first as the team's featured punter. He

was named a first-alternate to the Pro Bowl and an All-Pro after finishing the season ranked third in the league with a 38.4-yard net punting average. Only 23 of

Continued next page

Scifres' 69 booming punts were returned, the fewest in the league among players who punted in all 16 games.

On Dec. 5 at home against Denver, Scifres had a remarkable string of punts come to an end. It was in that game that he recorded his first touchback since the Chargers' Week 3 game against the Broncos at Invesco Field. It ended an impressive streak of 36 punts without a touchback, including 23 of which landed inside the 20-yard line.

Scifres lived in Bakersfield, California

from the ages of 5-13 while his father worked for Shell Oil. He was born in New Orleans and returned there to attend high school. He went to college at Western Illinois upon referral from a close family friend, Dan Neal, who once coached at the school. At the time, Neal was an assistant coach with the New Orleans Saints and recently coached the tight ends for the Buffalo Bills. Mike's younger brother, Jonathan, is following in his footsteps as a kicker and punter at Southwest Missouri State.

TRANSACTION HISTORY: Fifth-round pick (149) by San Diego, April 27, 2003.

2004: First-alternate to Pro Bowl...first-team All-Pro by Sports Illustrated and SportsIllustrated.com...Chargers Special Teams Player of Year...hit four punts against New York Jets Sept. 19 and had only one returned for two yards...averaged 49.2 yards per punt on six attempts at Denver Sept. 26...hit 59 yarder against Broncos and did not allow any returns...drilled 57-yard punt at sea level at home against Tennessee Oct. 3 and landed three punts inside 20-yard line...two of four punts were returned for no yards against Titans...landed all four punts inside 20-yard line against Jacksonville Oct. 10 with only one returned for one yard...landed two of five punts inside 20-yard line at Atlanta Oct. 17 and allowed only one to be returned...had two punts downed and two fair caught against Falcons...punted five times at Carolina Oct. 24, allowing only one return for no yards while landing three punts inside 20-yard line and forcing other four punts to be fair caught...averaged 48.7 yards per punt, including season-long 60-yard bomb against Oakland Oct. 31...landed one punt inside 20-yard line and had only one returned by Raiders...lone punt against New Orleans Nov. 7 traveled 31 yards and was fair caught at 10-yard line...averaged 43.3 yards and hit long of 57 on four punts at Oakland Nov. 21...landed three of four inside 20-yard line...had only two returned for nine yards by Raiders, while one was fair caught and other was downed...landed all three punts inside 20-yard line at Kansas City Nov. 28...two of the punts traveled 51 and 55 yards...allowed only one return for one yard and two others were fair caught by Chiefs return man Dante Hall...set career highs with eight punts and 372 yards against Denver Dec. 5...landed three inside 20-yard line...hit timely 60-yard punt to tie career long and later added 52-yarder in fourth

quarter against Broncos to help preserve victory...had first punt go for touchback since Sept. 26 at Denver ending string of 36 consecutive punts without touchback...23 of 36 punts during stretch landed inside 20-yard line...**Chargers Alumni Player of Week** after averaging 46.8 yards on four punts with long of 50 and three inside 20-yard line against Tampa Bay Dec. 12... allowed only three returns for five yards against Bucs... tied season long with 60-yard punt at Indianapolis Dec. 26...season-high 49.8 yards per punt against Colts, landing one inside 20-yard line with two touchbacks on artificial turf...landed one of four punts inside 20-yard line and allowed only one return against Kansas City Jan. 2...had pass intercepted by Chiefs on botched field-goal attempt and injured thumb on play...averaged 36.4 yards per punt on five attempts against Jets in Wild Card Playoff game... landed one punt inside 20-yard line with no touchbacks. **2003:** Handled kickoffs Weeks 4, 7, 12-14 and 16...inactive Weeks 1-3, 5-6, 8-11 and 15.

COLLEGE: First-team Division I-AA All-America selection by *Football Gazette* as sophomore and senior...three-time first-team all-conference choice...second-team All-America by Sports Network as sophomore...only Division I-AA punter to be named finalist to Ray Guy Award list in 2002 ...second in nation with 48.0-yard gross average as senior...National Player of Week four times by *Football Gazette* and Special Teams Player of Week for Gateway Conference twice during senior campaign ...conference Player of Week three times and Sports Network National Player of Week three times as sophomore...Division I-AA National Special Teams Player of Week after kicking school and conference record 89-yard punt against SW Missouri in 2000...school record 56-yard field goal against Northern Iowa as time expired in 44-41 win for 2000 conference title for

Veterans & Returning Players

Western Illinois on first-career field-goal attempt...Gateway Conference All-Newcomer selection as redshirt freshman in 1999...played at Western Illinois from 1998-2002...earned degree in communications and broadcasting.

PERSONAL: Born Oct. 8, 1980 in Metairie, Louisiana...all-district selection at Destrehan High School in Destrehan, Louisiana...lettered in football, soccer and baseball...resides in San Diego.

Year	Team	G-S	No.-Yards	Avg.	Net Avg.	TB	In-20	Long	Blk.	Opp. Ret.-Yds.
2003	San Diego	6-0	0-0	0.0	0.0	0	0	0	0	0-0
2004	San Diego	16-0	69-2,974	43.1	38.4	8	29	60	0	23-164
	Totals	22-0	69-2,974	43.1	38.4	8	29	60	0	23-164
	Postseason	1-0	5-182	36.4	36.4	0	1	42	0	0-0

Year	Passing Att.-Comp.	Yards	Pct.	TD	Int.	Long	Sacks-Lost	Pass Rating
2004	1-0	0	.000	0	1	0	0-0	0.0

Additional Statistics

Special Teams Tackles — 2003, 1; 2004, 1; Total, 2.

2004 Game-By-Game Punting

Date	Opponent	No.-Yards	Avg.	Net Avg.	TB	In-20	Long	Blk.	Opp. Ret.-Yds.
09/12	at Houston	4-156	39.0	32.8	0	0	41	0	2-25
09/19	New York Jets	4-157	39.3	33.8	1	0	51	0	1-2
09/26	at Denver	6-295	49.2	39.2	3	1	59	0	0-0
10/03	Tennessee	4-176	44.0	44.0	0	3	57	0	2-0
10/10	Jacksonville	4-166	41.5	41.3	0	4	48	0	1-1
10/17	at Atlanta	5-217	43.4	40.0	0	2	51	0	1-17
10/24	at Carolina	5-175	35.0	35.0	0	3	40	0	1-0
10/31	Oakland	3-146	48.7	42.7	0	1	60	0	1-18
11/07	New Orleans	1-31	31.0	31.0	0	1	31	0	0-0
11/21	at Oakland	4-173	43.3	41.0	0	3	57	0	2-9
11/28	at Kansas City	3-135	45.0	44.7	0	3	55	0	1-1
12/05	Denver	8-372	46.5	39.9	1	3	60	0	4-33
12/12	Tampa Bay	4-187	46.8	45.5	0	3	50	0	3-5
12/19	at Cleveland	6-233	38.8	28.0	1	0	50	0	2-45
12/26	at Indianapolis	4-199	49.8	38.0	2	1	60	0	1-7
01/02	Kansas City	4-156	39.0	38.8	0	1	41	0	1-1
01/08	New York Jets+	5-182	36.4	36.4	0	1	42	0	0-0

+ Denotes postseason game

DeQUINCY SCOTT



Defensive End
6-1, 260
4th NFL Season
4th with Chargers

Southern Mississippi
DOB: 3/5/78
Free Agent - '01
LaPlace, La.

78

DeQuincy Scott was looking forward to playing in the Chargers' 3-4 defense in 2004. He was coming off a 2003 season in which he led the team with 6.5 sacks. Instead, "DQ," as he's known to teammates, battled abdominal and knee injuries that reduced his sack total to just 1.5. The good news is that he's again feeling strong and ready for a big year in 2005.

DQ is one of the team's leaders in the locker room. He has a fun-loving personal-

ity and an infectious laugh. His years in the NFL have been a study in patience and determination. He has taken his role in stride, relying on values he learned from his parents, Marilyn and Virgil. His mom spent 12 years as a special education teacher and his father is a pastor at the Pleasant Hill Baptist Church in Convent, Louisiana. Last February, DeQuincy married his college girlfriend, Erika Luckett, in Canton, Mississippi.

DQ's hobbies include riding four-wheel-

Continued next page

ers, playing ping-pong, bowling, playing pool and visiting the batting cages. Baseball has always been a passion, and he

played first base until his junior year at Southern Mississippi.

TRANSACTION HISTORY: Signed with Chargers as undrafted rookie, April 30, 2001...waived, Sept. 2, 2001...signed to practice squad, Sept. 4, 2001...waived from practice squad, Dec. 14, 2001...re-signed to practice squad, Dec. 18, 2001...waived from practice squad, Dec. 22, 2001...re-signed, Jan. 10, 2002.

2004: Started Weeks 2-3 for injured Adrian Dingle...tallied four tackles, including one for loss, vs. New York Jets Sept. 19...inactive for Tennessee and Jacksonville games Oct. 3 & 10 with knee injury...recorded four-yard sack against Oakland Oct. 31...shared fourth-quarter sack with Steve Foley against New Orleans Nov. 7...tallied four tackles, including two for loss, at Oakland Nov. 21...tackle for loss among three stops versus Denver Dec. 5...lone tackle went for loss at Cleveland Dec. 19...two tackles in Wild Card Playoff game against Jets. **2003:** Led team with career-high 6.5 sacks, most by any defensive tackle in AFC and second-most in NFL... **Chargers co-Lineman of Year**...claimed

sack title in season finale with one sack against Oakland Dec. 28...season-high four tackles at Denver Nov. 16...fourth quarter four-yard sack on third-down play against Minnesota Nov. 9...sack against Miami Oct. 27...career-high two sacks at Cleveland Oct. 19...1.5 sacks at Oakland Sept. 28. **2002:** Recorded sack in fourth quarter at Kansas City Dec. 22...logged first-career sack and forced fumble against Denver Dec. 1...Bolts recovered fumble and scored touchdown on ensuing drive...inactive Weeks 1-4, 6 and 8. **2001:** Spent Weeks 1-13 and 15 on Chargers' practice squad.

COLLEGE: First team All-Conference USA as senior after collecting five sacks...played first base for Golden Eagles baseball team...played at Southern Mississippi from 1996-2000...sports administration major.

PERSONAL: Born March 5, 1978 in LaPlace, Louisiana...prepped at East St. John High School in LaPlace...married, Erika...resides in San Diego.

Year	Team	G-S	Tack.-Asst.	Total	Sacks-Yds.	Int.-Yds.	Long	TD	Pass		Fumbles	
									Def.	For-Rec.		
2002	San Diego	10-0	8-0	8	2-9	0-0	0	0	2	1-0		
2003	San Diego	16-0	14-4	18	6.5-37	0-0	0	0	1	0-0		
2004	San Diego	14-2	14-5	19	1.5-6.5	0-0	0	0	2	0-0		
Totals		40-2	36-9	45	10-52.5	0-0	0	0	5	1-0		
Postseason		1-0	1-1	2	0-0	0-0	0	0	0	0-0		

Kickoff Returns

Year	No.-Yds.	Avg.	Long	TD
2003	1-9	9.0	9	0

Single-game Highs

Tackles — 4, three times, Last: at Oakland, Nov. 21, 2004

Sacks — 2, at Cleveland, Oct. 19, 2003



LaDAINIAN TOMLINSON

Running Back
5-10, 221
5th NFL Season
5th with Chargers

Texas Christian
DOB: 6/23/79
Draft 1 - '01
Waco, Tex.

21

LaDainian Tomlinson is arguably the best player in the NFL today. In just four seasons, he is already the Chargers' all-time leading rusher. In August 2004, the Chargers showed their commitment to Tomlinson by signing him to an eight-year contract extension that makes him the highest paid running back in league history.

In 2004, "LT" went to his second-career Pro Bowl, and he was named a first-team All-Pro by the Associated Press for the first time in his career. He led the NFL with 17 rushing touchdowns and finished the season by scoring a rushing touchdown in a team and NFL single-season record 12 consecutive games, one shy of the overall league record (13), shared by a pair of former Washington Redskins, John Riggins (1982-83) and George Rogers (1985-86).

LT has rushed for at least 1,000 yards and 10 touchdowns in each of his first four NFL seasons. Hall of Famers Earl Campbell and Eric Dickerson are the only other players in league history that can make the same claim.

Tomlinson took advantage of the quiet time to travel during the offseason. It started with the trip to the Pro Bowl in February in which he paid the travel expenses for all five starters on the offensive line to accompany he and his wife, LaTorsha, to Hawaii. Upon returning from Hawaii, the Tomlinsons took two separate trips to Jamaica. The first was to celebrate the couple's wedding anniversary, while the second was a surprise for LaTorsha.

In between football and his traveling, LT found time to fulfill a personal commitment that he made to his mom to earn his degree from TCU. He finished his course

work this spring, earning a degree in general studies with minors in psychology, sociology and radio/TV/film. He plans to return to TCU in December to take part in graduation ceremonies.

Tomlinson continues to do great things in the community. In May he hosted the third-annual LaDainian Tomlinson Celebrity Golf Tournament to raise funds for the Tomlinson Touching Lives Foundation. Proceeds from the tournament support the LT School is Cool Scholarship Fund. He also hosted two football camps, one at San Diego's Hoover High School that was held the same weekend as his golf tournament, and another in Waco, Texas at Baylor University. It was the fourth year he returned to Waco for the camp, which he runs with the help of Walter Brown, his former running backs coach at University High School. Nearly 300 kids attended each of the camps.

Once the season begins, Tomlinson will host the "21 Club" at each Chargers' home game. He invites upwards of 21 kids from San Diego youth groups and nonprofit organizations to attend a game. After the game, LT takes the kids to a local restaurant for dinner and a night of entertainment. Each child goes home from the "21 Club" with a goodie bag filled with school supplies, books and games.

Tomlinson enjoys basketball, golf and movies. He competes in pickup games in local gyms and often makes the two-hour commute to Los Angeles to watch the Lakers at Staples Center. Like many of his teammates, Tomlinson has an interest in classic cars and owns a restored 1964 cherry-red Chevy Impala, complete with a hydraulic lift kit.

TRANSACTION HISTORY: First-round pick (5) by Chargers, April 21, 2001.



2004: Pro Bowl selection... first-team All-Pro by Associated Press and College & Pro Football Newsweekly...All-Interview Team by NFL.com...rushed 26 times

for 121 yards and touchdown in season opener at Houston for 18th-career 100-yard game...scored against Texans on one-yard run in second quarter...set team record against Texans for most-career carries, raising total to 1,050 and passing Marion Butts who carried 1,031 times from 1989-1993...scored touchdown on four-yard run against New York Jets Sept. 19...was 39th-

Continued next page

VETERANS & RETURNING PLAYERS

LT's HONORS AND ACHIEVEMENTS

- 2002 and 2004 Pro Bowl selection... third-alternate in 2001 and first-alternate in 2003.
- First-team All-Pro by *Associated Press* in 2004...second-team in 2002 and 2003.
- *Associated Press* Offensive Rookie of the Year runner-up in 2001.
- First-team All-Pro by *College & Pro Football Newsweekly* in 2004.
- Offensive Player of the Year and All-Pro by *SportsIllustrated.com* in 2003.
- All-Joe Team by *USA Today* in 2003.
- Second-team All-Pro by *Football Digest* in 2002.
- All-Rookie Team by *Pro Football Weekly* in 2001.
- Recipient community service award from James Brown, host of FOX NFL Sunday.
- Chargers Most Valuable Player in 2002 and 2003; Offensive Player of the Year in 2001, 2002 and 2003, and co-Most Inspirational Player with **Doug Flutie** in 2003.
- *Pro Football Weekly* Offensive Player of the Week following 243-yard rushing and two-touchdown performance against Oakland Dec. 28, 2003.
- *Pro Football Weekly* Offensive Player of the Week after rushing for 220 yards against Denver Dec. 1, 2002.
- FedEx NFL Ground Player of the Week following 131-yard game against Tampa Bay Dec. 12, 2004.
- FedEx NFL Ground Player of the Week following 162-yard rushing and two-touchdown performance against Minnesota Nov. 9, 2003.
- AFC Offensive Player of the Week, *Pro Football Weekly's* Offensive Player of the Week and *SportsIllustrated.com's* Offensive Player of the Week following 200-yard and one-touchdown performance at Cleveland Oct. 19, 2003.
- AFC co-Offensive Player of the Week after rushing for 217 yards against New England Sept. 29, 2002.
- AFC Rookie of the Month in September 2001.
- NFL single-season record with rushing touchdown in 12 consecutive games in 2004.
- Only player in NFL history to rush for more than 1,000 yards and catch 100 passes in the same season (2003).
- Fifth player in NFL history with four career 200-yard rushing games...**O.J. Simpson** is the all-time leader with six-career 200-yard rushing games...**Jim Brown**, **Earl Campbell** and **Barry Sanders** each have four.
- Fastest player in NFL history to record three 200-yard rushing games (38 games).
- One of eight players in NFL history with back-to-back 2,000-yard seasons (2002-03).
- Third player in NFL history to score 10 or more rushing touchdowns in his first four seasons, joining **Eric Dickerson** (1983-86) and **Earl Campbell** (1978-1981).
- Ninth player in NFL history to rush for 1,000 yards in his first four NFL seasons...in 2005 he will aim to become just the seventh player to rush for 1,000 yards in his first five seasons.
- Led the NFL with 2,370 total yards from scrimmage in 2003 (second-most in NFL history)...third with 2,172 yards in 2002...tied for fifth with 1,776 yards in 2004.
- Accounted for 45.9 percent of the Chargers offensive yards in 2003, second-highest percentage in the NFL behind Baltimore's **Jamal Lewis** (46.1 percent).
- Second in NFL with 1,683 rushing yards in 2002...third with 1,645 in 2003...seventh with 1,335 yards in 2004...ninth with 1,236 yards in 2001.



- Fourth in the NFL with 100 receptions in 2003.
- NFL leader with 17 rushing touchdowns in 2004.
- Second in league with 18 total touchdowns in 2004...tied for third with 17 in 2003... sixth with 15 in 2002.
- Second in the NFL with 110 first downs in 2002...third with 107 in 2003...tied for fifth with 84 in 2004...seventh with 79 in 2001.
- Holds team records for career rushing touchdowns (54), career rushing yards (5,899), career rushing attempts (1,363), career 200-yard from scrimmage games (7), season 200-yard from scrimmage games (5), career 100-yard rushing games (23), season total yards from scrimmage (2,370), season rushing yards (1,683), season receptions (100), single-game rushing yards (243), and season rush attempts (372).
- Tied team records for season 100-yard rushing games (7) and single-game rushing attempts (39).
- Ranks third on Chargers' all-time total yards from scrimmage list (7,921), behind **Charlie Joiner** (9,191) and **Lance Alworth** (9,721).
- Ranks second on Chargers' all-time touchdowns list (60), behind Alworth (83).
- Ranks fifth on Chargers' all-time points scored list (360).
- Ranks eighth on Chargers' all-time receptions list (291).
- LT has rushed for 100 yards in a game 23 times...the Chargers are 15-8 in games when he rushes for more than 100 yards.
- LT has scored two touchdowns in a game 15 times...the Chargers are 12-3 in games when he scores twice.
- LT has made five career plays of 70 yards or longer, including three runs and two catches...the Chargers are 4-1 in games when LT makes a play of 70+ yards.
- One of just four players in 2003 to lead their respective teams in both rushing and receiving and one of just three players to do so in 2002...it is only the fifth and sixth times in team history that one player has led the team in both rushing and receiving.
- Racked up the NFL's second, sixth and 10th-best rushing days in 2003.
- Rushed for 113 yards against Washington in first-career game Sept. 9, 2001 to become the 20th player in NFL history since 1970 to rush for more than 100 yards in first professional game.

career rushing touchdown, giving him sole possession of second place on team's all-time list, breaking deadlock with Paul Lowe ...also had 59-yard catch and run against Jets, fourth-longest reception of career... finished game with 163 total yards from scrimmage, including 87 rushing and 76 receiving...was limited against New York due to jammed big toe...completed 38-yard pass to Drew Brees at Denver Sept. 26...pass helped set up Nate Kaeding field goal...became Chargers all-time leading rusher with 147-yard effort against Tennessee Oct. 3...finished Titans' game with 4,979 career yards, passing Lowe, who had rushed for 4,972 yards from 1960-68...carried 17 times against Tennessee to average season-high 8.6 yards per carry...scored first-quarter touchdown on 15-yard run to move into tie with Chuck Muncie and Kellen Winslow for ninth-place all-time on team's career scoring list with 270 points...was

19th career 100-yard rushing game...also against Tennessee had 42-yard run in third quarter that was ninth-longest of career and set up Kaeding field goal...one-yard touchdown run in first quarter against Jacksonville Oct. 10...was 46th career touchdown, giving him 276 career points and vaulting him into tie for seventh place with Lowe on team's all-time scoring list...54-yard catch on screen pass during touchdown drive was fifth-longest of his career...finished Jaguars' game with 134 total yards from scrimmage to raise career total to 6,789 and move past Winslow for fourth place on team's all-time list...touchdown on one-yard run in second quarter at Atlanta Oct. 17...was 47th career touchdown, tying him for third place with Charlie Joiner on team's all-time touchdowns list...also tied Joiner for sixth place on career scoring list with 282 points... scored touchdown on eight-yard run in third quarter

Continued next page

at Carolina Oct. 24 to turn 6-0 deficit into 7-6 Chargers lead...touchdown against Panthers was 43rd rushing score of career and moved him into tie with Muncie for most rushing scores in team history...also gave him sole possession of third place on team's all-time total touchdowns list with 48 and sole possession of sixth place on all-time scoring list with 288 points...scored team-record 44th-career rushing touchdown on one-yard run in second quarter against Oakland Oct. 31...scored 50th-career touchdown on one-yard run in first quarter against New Orleans Nov. 7...**Chargers Alumni Player of Week** after rushing for season-high 164 yards and touchdown on season-high 37 carries at Oakland Nov. 21...scored deciding points against Raiders on six-yard touchdown run in fourth quarter...marked seventh-straight game with touchdown, tied for third-longest stretch in team history...attempted pass to Keenan McCardell on halfback option play, which was dropped near goal line at Oakland...scored two rushing touchdowns from one- and three- yards at Kansas City Nov. 28...were first two career scores at Arrowhead Stadium...became third player in NFL history to rush for 10 or more touchdowns in each of first four NFL seasons, joining Eric Dickerson and Earl Campbell...was 12th-career multi-touchdown game...marked eighth-straight game with touchdown tying Paul Lowe for second-longest streak in team history...led team with season-high 10 catches against Chiefs...rushed for 113 yards and two touchdowns on 30 carries versus Denver Dec. 5...five-yard touchdown run on team's opening drive tied team record of nine-consecutive games with touchdown shared by Natrone Means and Lance Alworth...added one-yard touchdown run in second quarter for 50th career rushing touchdown...was 13th-career and second-consecutive multi-touchdown game...was 21st-career and fourth 100-yard game of season...raised season total to 1,012 rushing yards to become ninth player in NFL history with over 1,000 rushing yards in first four league seasons...also led squad with five catches against Broncos...selected **FedEx Ground**



NFL Player of Week by fans voting on NFL.com after rushing for 131 yards and touchdown against Tampa Bay Dec. 12... touchdown was seven-yard run in third quarter...was fifth 100-yard game of season and 22nd of career...10th-consecutive game with touchdown set new team record and tied Greg Bell and Terry Allen for third-most consecutive games in NFL history with

rushing touchdown...was 14th rushing touchdown of season, tying his own team mark for second-most in season...finished day with 150 total yards, including 19 receiving, to raise career total to 7,638 and move past Gary Garrison (7,562) for third place on team's all-time total yards list...rushed for 111 yards and two touchdowns on 26 carries in snowstorm at Cleveland Dec. 19... both touchdowns were one-yard runs... scored touchdowns against Browns in 11th-consecutive game, setting new team record and tying NFL mark for second-most consecutive games with rushing touchdown... joined Lenny Moore, Emmitt Smith and Priest Holmes as only players to rush for touchdowns in 11 consecutive games... scores against Browns were 15th and 16th of season, marking second-most in season in team history...career-long 74-yard touchdown catch at Indianapolis Dec. 26...also scored touchdown against Colts on 16-yard run to extend streak of games with rushing touchdown to 12, second-longest in NFL history...moved into eighth place on team's career receptions list with touchdown catch ...was first touchdown catch since Dec. 14, 2003 vs. Green Bay...finished Colts' game with season-high 176 total yards from scrimmage, including 81 rushing and 95 receiving...inactive versus Kansas City Jan. 2 ...carried team-record 26 times for 80 yards in Wild Card Playoff Game against New York Jets Jan. 8...tied Eric Parker for team high with nine catches for 53 yards, tied for third-most receptions in playoff game in team history...sealed AFC's 38-27 victory in Pro Bowl Feb. 13 at Honolulu with four-yard touchdown run late in fourth quarter... started and tallied seven carries for 28 yards and score in Pro Bowl. **2003:** Finished season with 2,370 total yards from scrimmage, second-most in NFL history behind only Marshall Faulk who had 2,429 yards for St. Louis in 1999...first player in NFL history to rush for 1,000 yards and catch 100 passes in same season...accounted for 45.9 percent of team's offensive yards, second-highest in NFL behind Baltimore's Jamal Lewis (46.1 percent)...finished season with 1,645 rushing yards, second-most in team history and 38 yards shy of his own team record of 1,683 set in 2002...scored 13 rushing touchdowns...caught team-record 100 passes, good for career-high 725 yards and four touchdowns...**first-alternate for AFC Pro Bowl squad...second-team All-Pro by Associated Press...named to USA Today's "All Joe Team"...** **Offensive Player of Year and All-Pro by Sports-Illustrated.com... Chargers' Most Valuable Player, Offen-**

VETERANS & RETURNING PLAYERS

sive Player of Year and co-Most Inspirational Player...recipient of JB Award for community service from James Brown, host of FOX NFL Sunday...Pro Football Weekly Offensive Player of Week after rushing for team-record 243 yards and two touchdowns on 31 carries in 21-14 win over Oakland Dec. 28...touchdowns were both two-yard runs, including game-winner with 11:42 remaining in game...243 rushing yards was second-best single-game effort in NFL in 2003...added 17 yards receiving on eight catches against Raiders for 260 total yards from scrimmage...set new team record with seventh-career game with more than 200 combined net yards...set new

by Charger in four-game stretch...rushed for two touchdowns at Pittsburgh Dec. 21... were 10th and 11th touchdowns of season ...scored first touchdown on five-yard run in second quarter and became first player in team history and fifth player in NFL history to rush for 10 or more touchdowns in first three NFL seasons...second touchdown was two-yard run in fourth quarter...caught six passes to raise season total to 92, breaking team's single-season record of 90, set by Tony Martin in 1995...became only second player in NFL history (Roger Craig, San Francisco, 1985) to rush for 1,000 yards and catch at least 90 passes...matched season-high with 11 catches for 144 yards and two



LT has been featured on the cover of numerous national publications, including *Sporting News*, *ESPN Magazine* and *Pro Football Weekly*.
Sporting News

team record with fifth game this season with more than 200 combined net yards...was fourth 200-yard rushing game of career, tied for second-most in NFL history with Jim Brown, Earl Campbell and Barry Sanders, two shy of O.J. Simpson's NFL record of six...raised season total to 100 receptions to become only player in NFL history to rush for 1,000 yards and catch 100 passes...two touchdowns against Raiders raised season total to 17, second-most in team history...fourth-consecutive multi-touchdown game...included eight touchdowns in final four games, tying Wes Chandler (1982) and Chuck Muncie (1981) for most touchdowns

touchdowns against Green Bay Dec. 14...touchdowns covered seven and 68 yards...68-yard scoring catch and run was second-longest of career...became first running back in team history to record back-to-back 100-yard receiving games...became first player on team to record consecutive 100-yard receiving games since Jeff Graham in 1999...added 51 rushing yards for 195 total yards from scrimmage and raised season total to 2,011 yards becoming first player in team history and eighth player in NFL history with consecutive 2,000-yard seasons...with 11 catches against Packers, set new single-season team record for receptions by running back, increasing total to 86...previous mark was 79, which he shared with Ronnie Harmon... caught career-high two touchdown passes for both Chargers scores in 14-7 win at Detroit Dec. 7...caught 16- and career-long 73-yard scoring passes...set career high with 148 yards receiving on nine catches against Lions... rushed for 88 yards on 25 carries for 236 combined net yards against Detroit...rushed for 106 yards and touchdown on 19 carries against Kansas City Nov. 30...55-yard run in third quarter pushed him over 100-yard ledger... marked 16th career 100-yard game to set new team record for regular season... touchdown was six-yard run in second quarter...scored touchdown on six-yard run in fourth quarter against Cincinnati Nov. 23...
FedEx Ground NFL Player of Week for effort against Minnesota Nov. 9...rushed for 162 yards and two touchdowns against Vikings and added 45 yards receiving for 207 total yards from scrimmage...first touchdown was 73-yard career-long scoring run in

Continued next page

VETERANS & RETURNING PLAYERS

first quarter...added one-yard touchdown in third quarter...averaged career-high 10.1 yards per carry against Minnesota rushing for 162 yards on 16 carries...also had 55-yard run on opening possession of third quarter...scored touchdown on three-yard run at Chicago Nov. 2...combined for 142 yards and one touchdown against Miami Oct. 27...had 11 catches and 80 yards receiving against Dolphins, while carrying 24 times for 62 yards and one-yard touchdown run in fourth quarter...**AFC Offensive Player of Week, Pro Football Weekly Offensive Player of Week and Sports Illustrated.com Offensive Player of Week** after racking up 200 rushing yards at Cleveland Oct. 19...scored on 70-yard run against Browns, second-longest touchdown run of career...also led team with three catches for 21 yards, giving him total of 221 yards from scrimmage for game...was third-career 200-yard rushing game and became fastest player in NFL history to record three 200-yard games (38 games)...accounted for 232 yards of total offense at Oakland Sept. 28...rushed for 187 yards and touchdown against Raiders, his second-consecutive game with more than 100 yards rushing and touchdown...touchdown was 55-yarder in second quarter... added 24 yards receiving on team-high seven catches...threw 21-yard touchdown pass to Drew Brees...was first-ever pass thrown during his NFL career...also against Raiders, Tomlinson climbed into fourth place on team's all-time rushing list for career yards and carries, moving past Chuck Muncie...had first 100-yard game of season, rushing for 105 yards on 23 carries against Baltimore Sept. 21...scored first touchdown of season on two-yard run and led team with eight catches for 51 yards against Ravens... led team with 93 yards against Denver Sept. 14...tied for team high with five catches against Broncos...led team with five catches at Kansas City Sept. 7. **2002: Named to AFC Pro Bowl squad...team's Most Valuable Player and recipient of Rodney Culver Memorial Award as Offensive Player of Year...second team All-Pro from**



Associated Press and Football Digest... finished season with team-record 1,683 rushing yards and 2,172 total yards from scrimmage...scored 15 touchdowns, 14 rushing and one receiving...tied team record for running backs with 79 catches, good for 489 yards...tied Don Woods' 1974 team record with seventh 100-yard game of season at Kansas City Dec. 22...rushed 24

times for 131 yards against Chiefs...caught game-high nine passes for additional 26 yards...racked up 110 yards and one touchdown on 28 carries at Buffalo Dec. 15... broke team's single-season rushing mark with 57-yard effort against Oakland Dec. 8 to raise season figure to 1,375 yards... eclipsed Natrone Means' total of 1,350 yards set in 1994...scored 13th rushing touchdown of season against Raiders...**Pro Football Weekly Offensive Player of Week** after rushing for team record and career-high 220 yards against Denver Dec. 1...tied career high with three touchdowns against Broncos...became first player in team history to rush for 10 touchdowns in back-to-back seasons and only 11th player in NFL history ...had career-long 76-yard run in first quarter of Denver game that tied for fourth-longest run from scrimmage in team history ...caught season-high 11 passes for 51 yards against Broncos for 271 total yards from scrimmage...tied for seventh-most combined yards in single game in team history...37 carries was second-highest tally of career and season and tied for second-most in game in team history...surpassed 1,000-yard mark for season with 88-yard rushing performance against San Francisco Nov. 17...led team with eight catches for 57 yards for combined 145 yards against 49ers... rushed for 120 yards and one touchdown on 24 carries at St. Louis Nov. 10...became first running back to rush for more than 100 yards against Rams in St. Louis since New England's Robert Edwards rushed for 196 yards on Dec. 13, 1998...was span of 32 games...scored eighth rushing touchdown of season against New York Nov. 3...scored game-winning touchdown on 19-yard run in overtime at Oakland Oct. 20...carried career-high 39 times for 153 yards against Raiders...scored first-career receiving touchdown on four-yard pass from Drew Brees against Oakland...added 28 receiving yards on five catches to finish Raiders' game with 181 combined yards...39 carries tied Marion Butts' team record set at Kansas City, Dec. 17, 1989...racked up combined 156 yards against Kansas City Oct. 13, including 78 yards rushing and 78 receiving ...had one-yard touchdown run versus Chiefs...led team with seven catches for 49 yards at Denver Oct. 6...**AFC Co-Offensive Player of Week** on Oct. 2 after tying Gary Anderson's then-team record with 217 yards rushing against New England Sept. 29... added 20 receiving yards for 237 total yards from scrimmage...carried 27 times against New England while Anderson needed 34 carries for his share of record...had 37- and

58-yard touchdown runs against Patriots... scored two touchdowns from four and two yards against Arizona Sept. 22...carried 26 times for 91 yards and caught five passes for 25 more yards for total of 116 against Cardinals...recorded fifth-career 100-yard game with 114 yards and one touchdown on 21 carries in season opener at Cincinnati Sept. 8...had 45 receiving yards on three catches for combined 159 yards against Bengals. **2001: Associated Press Offensive Rookie of Year** runner-up behind Chicago's Anthony Thomas...**team's Offensive Player of Year**...**third-alternate to Pro Bowl**...**named to Pro Football Weekly's All-Rookie Team**... set then-team record with 1,603 total yards from scrimmage...bettered Lance Alworth's total of 1,590 yards set in 1965, though Alworth posted his total in 14 games... became first player in team history to eclipse 1,600 total yards...ranked ninth in league and fourth in AFC in that category...finished season with 1,236 rushing yards, 367 receiving yards and 10 rushing touchdowns...his 1,236 rushing yards was second-highest single-season total in team history and highest ever for rookie...ranked ninth in NFL and fifth in AFC...became team's first 1,000-yard rusher since Natrone Means posted 1,350 yards in 1994...was only 10th 1,000-yard season in team history...10 rushing touchdowns were most-ever by rookie and most since Means' 12 in 1994...tied for 11th in NFL and seventh in AFC in touchdowns... recorded 339 carries, second-most in team history...Tomlinson and Chicago's Thomas finished season tied for second among NFL rookies with four 100-yard rushing games, behind Indianapolis' Dominic Rhodes who led all rookies with five 100-yard games... had fourth 100-yard game of season with 145 yards at Kansas City Dec. 23 to pass Don Woods for team rookie rushing record...Woods racked up 1,162 yards in 1974 and is only other rookie in team history to eclipse 1,000 yards...recorded team-rookie record 10th touchdown of season at Seattle Nov. 25...career-high 13 receptions against Arizona Nov. 25...tied for third-most receptions in game in team history and was most-ever by running back...scored ninth touchdown of

season at Oakland Nov. 18...recorded eighth touchdown of season against Kansas City Nov. 4...scored one touchdown at New England Oct. 14...rushed for 102 yards and one touchdown on 19 carries at Cleveland, Oct. 7...season-long 54-yard run against Browns...**AFC Rookie of Month for September**...rushed for 107 yards and three touchdowns versus Cincinnati Sept. 30...racked up 113 yards and two touchdowns on rookie record 36 carries Week 1 vs. Washington...became 20th player in NFL history since 1970 to rush for more than 100 yards in first-career game.

COLLEGE: Second player in college football history to rush for 2,000 yards in season and 5,000 yards in career...5,263 rushing yards during career at TCU ranked sixth in Division I-A history...ninth player in I-A history to rush for more than 5,000 career yards...in final two seasons, combined for 4,008 yards and led nation both years... third player to lead the nation in rushing back-to-back years...2,158 yards as senior were fourth-best in NCAA history...rushed for Division I-A single-game record 406 yards against Texas-El Paso as junior... scored school-record 54 touchdowns, eighth-most in NCAA history...set school records for 100-yard rushing games (21), all purpose yards (6,337) and longest run from scrimmage (89t)...Doak Walker Award winner in 2000 and *Football News'* National Offensive Player of Year...All-America by *Associated Press* as senior and second team as junior...two-time WAC Offensive Player of Year and three-time all-conference...WAC Player of Week 11 times...All-America from *Football News*, *Sporting News*, Walter Camp, American Football Coaches Association and Football Writers Association...played at TCU from 1997-2000... degree in general studies.

PERSONAL: Born June 23, 1979 in Rosebud, Texas...district 25-4A Most Valuable Player and Super Centex Offensive Player of Year as senior at Waco University High in Waco, Texas...second-team all-state...married, LaTorsha...resides in Poway.

Year	Team	Rushing				Receiving				
		G-S	No.-Yds.	Avg.	Long	TD	No.-Yds.	Avg.	Long	TD
2001	San Diego	16-16	339-1,236	3.6	54	10	59-367	6.2	27	0
2002	San Diego	16-16	372-1,683	4.5	76	14	79-489	6.2	30	1
2003	San Diego	16-16	313-1,645	5.3	73t	13	100-725	7.3	73t	4
2004	San Diego	15-15	339-1,335	3.9	42	17	53-441	8.3	74t	1
	Totals	63-63	1,363-5,899	4.3	76	54	291-2,022	6.9	74t	6
	Postseason	1-1	26-80	3.1	12	0	9-53	5.9	10	0

Continued next page

LaDainian Tomlinson, *continued*

Year	Passing						Sacks- Lost	Pass Rating
	Att.-Comp.	Yards	Pct.	TD	Int.	Long		
2003	1-1	21	1.000	1	0	21t	0-0	158.3
2004	2-1	38	.500	0	0	38	1-1	95.8
Totals	3-2	59	.667	1	0	38	1-1	149.3

Single-game Highs

- Rushing Attempts — 39, at Oakland, Oct. 20, 2002
- Rushing Yards — 243, vs. Oakland, Dec. 28, 2003
- Rushing Long — 76, vs. Denver, Dec. 1, 2002
- Rushing TDs — 3, twice, Last: vs. Denver, Dec. 1, 2002
- Rushing Long TD — 73t, vs. Minnesota, Nov. 9, 2003
- Receptions — 13, vs. Arizona, Nov. 25, 2001
- Receiving Yards — 148, at Detroit, Dec. 7, 2003
- Receiving Long — 74t, at Indianapolis, Dec. 26, 2004
- Receiving Long TD — 74t, at Indianapolis, Dec. 26, 2004

100-Yard Rushing Games (23)

Date	Opponent	W-L	No.-Yds.	Avg.	Long	TD
09/09/01	Washington*	W	36-113	3.1	9	2
09/30/01	Cincinnati*	W	21-107	5.1	23	3
10/07/01	at Cleveland*	L	19-102	5.4	54	1
12/23/01	at Kansas City*	L	27-145	5.4	34	0
09/08/02	at Cincinnati*	W	21-114	5.4	17	1
09/29/02	New England*	W	27-217	8.0	58t	2
10/20/02	at Oakland*	W	39-153	3.9	19t	1
11/10/02	at St. Louis*	L	24-120	5.0	30	1
12/01/02	Denver*	W	37-220	5.9	76	3
12/15/02	at Buffalo*	L	28-110	3.9	31	1
12/22/02	at Kansas City*	L	24-131	5.5	34	0
09/21/03	Baltimore*	L	23-105	4.6	17	1
09/28/03	at Oakland*	L	28-187	6.7	55t	1
10/19/03	at Cleveland*	W	26-200	7.7	70t	1
11/09/03	Minnesota*	W	16-162	10.1	73t	2
11/30/03	Kansas City*	L	19-106	5.6	55	1
12/28/03	Oakland*	W	31-243	7.8	35	2
09/12/04	at Houston*	W	26-121	4.7	32	1
10/03/04	Tennessee*	W	17-147	8.6	42	1
11/21/04	at Oakland*	W	37-164	4.4	16	1
12/05/04	Denver*	W	30-113	3.8	15	2
12/12/04	Tampa Bay*	W	25-131	5.2	35	1
12/19/04	at Cleveland*	W	26-111	4.3	20	2

100-Yard Receiving Games (2)

Date	Opponent	W-L	No.-Yds.	Avg.	Long	TD
12/07/03	at Detroit*	W	9-148	16.4	73t	2
12/14/03	Green Bay*	L	11-144	13.1	68t	2

2004 Game-By-Game

Date	Opponent	Rushing				Receiving			
		No.	Yards	Long	TD	No.	Yards	Long	TD
09/12	at Houston*	26	121	32	1	3	-4	0	0
09/19	New York Jets*	19	87	19	1	3	76	59	0
09/26	at Denver*	22	60	16	0	3	10	7	0
10/03	Tennessee*	17	147	42	1	2	13	7	0
10/10	Jacksonville*	19	56	22	1	4	78	54	0
10/17	at Atlanta*	23	64	10	1	4	16	8	0
10/24	at Carolina*	17	47	16	1	3	13	7	0
10/31	Oakland*	19	71	15	1	1	7	7	0
11/07	New Orleans*	17	36	8	1	4	40	13	0
11/21	at Oakland*	37	164	16	1	1	9	9	0
11/28	at Kansas City*	21	46	14	2	10	57	10	0
12/05	Denver*	30	113	15	2	5	17	7	0
12/12	Tampa Bay*	25	131	35	1	4	19	10	0
12/19	at Cleveland*	26	111	20	2	1	-5	-5	0
12/26	at Indianapolis*	21	81	16t	1	5	95	74t	1
01/02	Kansas City	Inactive							
01/08	New York Jets*+	26	80	12	0	9	53	10	0

VETERANS & RETURNING PLAYERS

Veterans & Returning Players

2003 Game-By-Game

Date	Opponent	Rushing				Receiving			
		No.	Yards	Long	TD	No.	Yards	Long	TD
09/07	at Kansas City*	13	34	8	0	5	27	10	0
09/14	Denver*	16	93	23	0	5	27	11	0
09/21	Baltimore*	23	105	17	1	8	51	14	0
09/28	at Oakland*	28	187	55t	1	7	24	10	0
10/05	at Jacksonville*	10	38	12	0	4	30	20	0
10/19	at Cleveland*	26	200	70t	1	3	21	11	0
10/27	Miami*	24	62	8	1	11	80	18	0
11/02	at Chicago*	16	61	14	1	4	21	10	0
11/09	Minnesota*	16	162	73t	2	6	45	23	0
11/16	at Denver*	8	29	16	0	4	16	9	0
11/23	Cincinnati*	16	95	38	1	4	49	15	0
11/30	Kansas City*	19	106	55	1	5	17	9	0
12/07	at Detroit*	25	88	14	0	9	148	73t	2
12/14	Green Bay*	20	51	12	0	11	144	68t	2
12/21	at Pittsburgh*	22	91	20	2	6	8	10	0
12/28	Oakland*	31	243	35	2	8	17	8	0

2002 Game-By-Game

Date	Opponent	Rushing				Receiving			
		No.	Yards	Long	TD	No.	Yards	Long	TD
09/08	at Cincinnati*	21	114	17	1	3	45	30	0
09/15	Houston*	27	84	10	0	1	6	6	0
09/22	at Arizona*	26	91	17	2	5	25	9	0
09/29	New England*	27	217	58t	2	4	20	8	0
10/06	at Denver*	14	48	17	0	7	49	10	0
10/13	Kansas City*	20	78	11	1	9	78	22	0
10/20	at Oakland*	39	153	19t	1	5	28	11	1
11/03	New York Jets*	12	60	15	1	2	13	10	0
11/10	at St. Louis*	24	120	30	1	3	24	11	0
11/17	San Francisco*	24	88	27	0	8	57	16	1
11/24	at Miami*	14	45	9	0	2	14	12	0
12/01	Denver*	37	220	76	3	11	51	14	0
12/08	Oakland*	18	57	15	1	4	22	8	0
12/15	at Buffalo*	28	110	31	1	3	13	7	0
12/22	at Kansas City*	24	131	34	0	9	26	13	0
12/29	Seattle*	17	67	21	0	3	18	12	0

2001 Game-By-Game

Date	Opponent	Rushing				Receiving			
		No.	Yards	Long	TD	No.	Yards	Long	TD
09/09	Washington*	36	113	9	2	1	12	12	0
09/23	at Dallas*	27	90	16	0	2	27	27	0
09/30	Cincinnati*	21	107	23	3	1	15	15	0
10/07	at Cleveland*	19	102	54	1	2	12	6	0
10/14	at New England*	24	74	14	1	3	13	7	0
10/21	Denver*	25	58	20	0	1	11	11	0
10/28	Buffalo*	16	76	20	0	1	9	9	0
11/04	Kansas City*	13	31	8t	1	2	20	14	0
11/11	at Denver*	14	75	22	0	3	21	9	0
11/18	at Oakland*	22	68	10	1	3	14	7	0
11/25	Arizona*	21	75	13	0	13	72	9	0
12/02	at Seattle*	24	87	19	1	4	26	15	0
12/09	at Philadelphia*	19	51	13	0	4	13	9	0
12/15	Oakland*	17	46	9	0	6	23	7	0
12/23	at Kansas City*	27	145	34	0	3	11	6	0
12/30	Seattle*	14	38	9	0	10	68	13	0

* Denotes starter

+ Denotes postseason game



MICHAEL TURNER

Running Back
5-10, 237
2nd NFL Season
2nd with Chargers

Northern Illinois
DOB: 2/13/82
Draft 5B - '04
Chicago, Ill.

33

Michael Turner, a fifth-round choice in 2004, contributed to the Chargers success in many ways during his rookie season. Most of his playing time consisted of work on special teams,

but he gave Bolts fans a glimpse of his abilities as a ball carrier when he led the team in rushing in the season finale against Kansas City.

TRANSACTION HISTORY: Fifth-round choice (154) by San Diego, April 25, 2004.

2004: Played on special teams Weeks 1-11 and 14-15...inactive Weeks 12-13...18-yard kickoff return at Indianapolis Dec. 26...started and led team with 87 yards rushing on 15 carries against Kansas City Jan. 2...inactive for Wild Card Playoff game, Jan. 8.

COLLEGE: Left campus ranked 13th on NCAA all-time rushing list with 4,941 yards...second-most rushing yards in Mid-American Conference annals...set school rushing records for yards (4,941), carries (940), touchdowns (43) and 100-yard games (21)...shattered school mark for all-purpose yards (6,038)...second in school history for total points scored (288)...second-team All-America by *NFL Draft Report* as junior and senior...second-team All-America by *Sporting News* as senior and third-team as junior...second-team by *Sports Illustrated* and *College Sports Report* and third-team by *Associated Press*...first-team All-MAC as

junior and senior...second-leading rusher in nation with 1,648 yards as senior...MAC Player of Year by *College Football News*, second-team All-America by *Football News*, third-team by *Pro Football Weekly* and honorable mention by *Sports Illustrated* as junior...nation's second-leading rusher as junior with 1,915 yards, including career-high 282 against Western Illinois...rushed for 230 yards in first college game against Eastern Michigan...played at Northern Illinois from 2000-03...liberal arts and science major.

PERSONAL: Born Feb. 13, 1982 in Waukegan, Illinois...all-conference at North Chicago High School in Chicago...all-county by *Waukegan News-Sun*...all-state by *Champaign News-Gazette*...offensive player of year and team MVP as senior...all conference, all-county and team MVP as junior...lettered in track, winning county and sectional titles in 100 meters as senior...captured sectional 100-meter title as junior...resides in San Diego.

Year	Team	G-S	Rushing				Receiving			
			No.-Yds.	Avg.	Long	TD	No.-Yds.	Avg.	Long	TD
2004	San Diego	14-1	20-104	5.2	30	0	4-8	2.0	7	0

Kickoff Returns

Year	No.-Yds.	Avg.	Long	TD
2004	1-18	18.0	18	0

Single-game Highs

Rushing Attempts — 15, vs. Kansas City, Jan. 2, 2005
Rushing Yards — 87, vs. Kansas City, Jan. 2, 2005
Rushing Long — 30, vs. Kansas City, Jan. 2, 2005
Receptions — 4, vs. Kansas City, Jan. 2, 2005
Receiving Yards — 8, vs. Kansas City, Jan. 2, 2005
Receiving Long — 7, vs. Kansas City, Jan. 2, 2005

Additional Statistics

Special Teams Tackles — 2004, 2.



2004 Game-By-Game

Date	Opponent	Rushing				Receiving			
		No.	Yards	Long	TD	No.	Yards	Long	TD
09/12	at Houston	0	0	0	0	0	0	0	0
09/19	New York Jets	0	0	0	0	0	0	0	0
09/26	at Denver	0	0	0	0	0	0	0	0
10/03	Tennessee	0	0	0	0	0	0	0	0
10/10	Jacksonville	0	0	0	0	0	0	0	0
10/17	at Atlanta	0	0	0	0	0	0	0	0
10/24	at Carolina	0	0	0	0	0	0	0	0
10/31	Oakland	0	0	0	0	0	0	0	0
11/07	New Orleans	5	17	8	0	0	0	0	0
11/21	at Oakland	0	0	0	0	0	0	0	0
11/28	at Kansas City	0	0	0	0	0	0	0	0
12/05	Denver	Inactive							
12/12	Tampa Bay	Inactive							
12/19	at Cleveland	0	0	0	0	0	0	0	0
12/26	at Indianapolis	0	0	0	0	0	0	0	0
01/02	Kansas City*	15	87	30	0	4	8	7	0
01/08	New York Jets+	Inactive							

* Denotes starter

+ Denotes postseason game



COURTNEY VanBUREN

Tackle
 6-6, 350
 3rd NFL Season
 3rd with Chargers

Arkansas-Pine Bluff
 DOB: 2/22/80
 Draft 3 - '03
 St. Louis, Mo.

71

VETERANS & RETURNING PLAYERS

Courtney VanBuren is anxious to get back on the field after a trying year in 2004. Penciled in as a starter heading into training camp, he saw his season end prematurely when he suffered a knee injury that landed him on injured-reserve. Courtney is fully recovered and looking forward to working his way back into the rotation in 2005.

Courtney is no stranger to adversity. Raised by a single mom, they struggled to make ends meet. While he was away at college, the family's home in St. Louis burned in a suspicious fire. Lost in the blaze was Courtney's comic book collection that included more than 1,000 comics he'd collected since the age of 12. The fire may have been a blessing in disguise. Shortly after the fire, his mother, Michelle, moved to Washington D.C. and was

offered a prominent job in the Office of Housing and Urban Development.

Courtney also maintains a close relationship with his father, Doug Banks, who is the host of a nationally syndicated radio show. The Doug Banks Show, which features a blend of talk and urban music is broadcast on ABC Radio affiliates across the country.

VanBuren's hobbies include making music on his computer, playing basketball, video games, and improving his hand-eye coordination at the shooting range. He also enjoys looking after his restored 1970 red Oldsmobile 442 with a white hard top. A political science major, VanBuren enjoys reading nonfiction books about politics and African-American history. After football, he would like to pursue a career as a music producer or political activist.

TRANSACTION HISTORY: Third-round pick (80) by San Diego, April 26, 2003.

2004: Saw action as additional tackle in goal-line situations Week 1 at Houston... inactive Week 2 due to knee injury...placed on "Reserve-Injured" list Sept. 20 with knee injury. **2003:** Inactive Weeks 1-3...dressed but did not play Weeks 4 & 6-7...saw action

as reserve tackle at Jacksonville Week 5... started Weeks 8-14 at right tackle...shifted to left tackle in third quarter Week 14 against Green Bay after Solomon Page left game with ankle injury...placed on "Reserve-Injured" list Dec. 17 after knee surgery.

COLLEGE: Second-team All-Southwestern Athletic Conference as senior and honorable

Continued next page

Courtney VanBuren, continued

mention as junior...redshirted in 1998 ...member of the Kappa Alpha Psi fraternity ...played at Arkansas-Pine Bluff from 1998-2002...majored in political science.

PERSONAL: Born Feb. 22, 1980 in St.

Louis, Missouri...all-city, all-conference and all-metro selection at Ladue Horton Watkins High School in St. Louis...lettered in basketball...has son, Courtney II...cousin is Houston Texans quarterback Tony Banks... resides in San Diego.

Games Played-Started: 2003 (8-7, San Diego); 2004 (1-0, San Diego); **Total** (9-7).



MATT WILHELM

Linebacker
6-2, 254
3rd NFL Season
3rd with Chargers

Ohio State
DOB: 2/2/81
Draft 4 - '03
Elyria, Ohio

56

Matt Wilhelm, a fourth-round pick from Ohio State, is eager to see more playing time in 2005. He got a taste of the action late last season and demonstrated for the coaches that he has what it takes to play at this level.

Matt enjoys playing golf and basketball,

and spending time with his teammates.

In college, Matt had a couple of interesting superstitions. He wore the same game shoes for his final three seasons and on the night before each game, he would sleep in the bed closest to the window.

TRANSACTION HISTORY: Fourth-round choice (112) by San Diego, April 27, 2003.

2004: Inactive Weeks 1-9...played in first game of season Week 10 at Oakland and had one tackle on special teams...tied for team-high with two special teams stops against Tampa Bay Dec. 12...led squad with two tackles on special teams at Indianapolis Dec. 26...first-career interception along with five tackles and two passes defended against Kansas City Jan. 2...saw action on special teams during Wild Card Playoff game vs. New York Jan. 8. **2003:** Lone two tackles on special teams against Minnesota Nov. 9...played in first-career game on special teams against Baltimore Sept. 21...inactive Weeks 1-2, 4-8 and 10-16.

COLLEGE: First-team All-Big Ten Conference selection as senior...recipient of Randy Gradishar Award as team's top linebacker as junior...led team with career-high 121 tackles senior season...led team with 10 tackles in 2003 Fiesta Bowl victory against Miami for National Championship ...finished career with 266 tackles, eight sacks, 44 stops for loss, three interceptions and four forced fumbles...ranked sixth on the school's career-record list for tackles for loss...played at Ohio State from 1999-2002...majored in communications.

PERSONAL: Born Feb. 2, 1981 in Oberlin, Ohio...first team all-state selection at Elyria Catholic High School in Lorain, Ohio... resides in San Diego.

Year	Team	G-S	Tack.-Asst.	Total	Sacks-Yds.	Int.-Yds.	Long	TD	Pass		Fumbles
									Def.	For.-Rec.	
2003	San Diego	2-0	0-0	0	0-0	0-0	0	0	0	0	0-0
2004	San Diego	7-0	5-0	5	0-0	1-0	0	0	2	2	0-0
	Totals	9-0	5-0	5	0-0	1-0	0	0	2	2	0-0
	Postseason	1-0	0-0	0	0-0	0-0	0	0	0	0	0-0

Single-game Highs

Tackles — 5, vs. Kansas City, Jan. 2, 2005
Interceptions — 1, vs. Kansas City, Jan. 2, 2005

Additional Statistics

Special Teams Tackles — 2003, 2; 2004, 8; **Total**, 10.

VETERANS & RETURNING PLAYERS



JAMAL WILLIAMS

Defensive Tackle
6-3, 348
8th NFL Season
8th with Chargers

Oklahoma State
DOB: 4/28/76
Draft 2 (Supp.) - '98
Washington, D.C.

76

Jamal Williams took his game to the highest level in 2004. The anchor of San Diego's 3-4 defense, Jamal was the Chargers Defensive Player of the Year and Lineman of the Year in 2004. He earned All-Pro honors and was named a first-alternate to the Pro Bowl. In May, the Chargers rewarded their massive defensive tackle by signing him to a five-year contract extension that will keep him in lightning bolts through the 2010 season.

Led by Williams, the Chargers had the NFL's third-ranked run defense. The unit held its opponents to an average of 81.7 yards per game on the ground and yielded only two rushes of 20 yards or longer all season. Only six teams rushed for more than 100 yards and only two players

rushed for more than 100 yards individually against the Bolts last season. The Chargers allowed an average of only 3.7 yards per carry in 2004, sixth-lowest in the NFL.

Williams is widely regarded as one of the most physically-imposing defensive tackles in the NFL. It's natural, considering he comes from a family in which he was the second oldest of seven boys all raised by his mother, Harriet, a single parent. She works as a correctional officer at a juvenile facility in Louisville, Kentucky.

Williams owns an extensive comic book collection that includes more than 2,500 books.



TRANSACTION HISTORY: Second-round choice in Supplemental Draft, July 9, 1998.

2004: *First-alternate to Pro Bowl...first-team All-Pro by Sports Illustrated.com...second-team All-Pro by Associated Press and Football Digest...named to USA Today's All-Joe Team...Chargers Defensive Player of Year and Lineman of Year...Chargers Alumni Player of Week* after collecting sack and season-high four tackles at Denver Sept. 26...set career high with two sacks against Jacksonville Oct. 10...turned in another four-tackle game at Atlanta Oct. 17...had tackle for loss among two stops against Oakland Oct. 31...recorded nine-yard sack and pass defended on back-to-back plays against Denver Dec. 5...did not play against Kansas City Jan. 2...tallied two tackles in Wild Card Playoff game against Jets Jan. 8. **2003:** Tallied sack and forced fumble against Oakland Dec. 28...returned to starting lineup against Green Bay and responded with season-high four tackles...inactive Week 13 after having minor knee procedure Dec. 1...had tackle for loss against Kansas City Nov. 30...tallied one tackle for loss against Miami Oct. 27...had tackle for loss at Oakland Sept. 28. **2002:** *Recipient of Ed Block Courage Award...placed on "Reserve-Injured" list*

Dec. 4 after suffering dislocated ankle in game against Denver Dec. 1 when he was hit from behind...finished season with 24 tackles, 2.5 sacks, two passes defended and one forced fumble...had sack against Broncos before suffering injury...sack and forced fumble at Miami Nov. 24...tied season high with four stops against New York Nov. 3...one-half sack at Oakland Oct. 20...also tallied four tackles against New England Sept. 29 and Arizona Sept. 22. **2001:** Started first three games at defensive tackle before being placed on "Reserve-Injured" list Oct. 3 with left knee injury...had two tackles and one fumble recovery. **2000:** Set career high with 53 tackles...one of six players on defense to start all 16 games...had at least one tackle in every game...had career-high six tackles in four games, including versus New Orleans Sept. 10, versus Denver Oct. 8, at Seattle Nov. 5 and versus Kansas City Nov. 26...lone sack of season came at Denver Nov. 19. **1999:** Finished season with 26 tackles, one sack and two passes defended...played in all 16 contests with two starts at defensive tackle...started at Minnesota Nov. 28 and versus Cleveland Dec. 5...had lone sack in season finale at Denver Jan. 2, 2000. **1998:** Scored touchdown on 14-yard interception return at Seattle Dec. 13.

Jamal Williams, continued

COLLEGE: First team All-Big 12 conference selection...finished career with 117 tackles and 9.5 sacks...attended Kemper Military Academy in Missouri in 1996...played at Oklahoma State in 1995 and '97...majored in sociology.

PERSONAL: Born April 28, 1976 in Washington, D.C...Super Prep All-America at Arch Bishop Carroll High School in Washington D.C...married, Suredie...daughters, Joy Danielle and Jasmine...resides in San Diego and Dallas, Texas.

Year	Team	G-S	Tack.-Asst.	Total	Sacks-Yds.	Int.-Yds.	Long	TD	Pass		Fumbles	
									Def.	For.-Rec.	For.-Rec.	For.-Rec.
1998	San Diego	9-0	5-1	6	0-0	1-14	14t	1	1	0	0	0
1999	San Diego	16-2	22-4	26	1-3	0-0	0	0	2	0	0	0
2000	San Diego	16-16	46-7	53	1-6	0-0	0	0	1	1	1	0
2001	San Diego	3-3	2-0	2	0-0	0-0	0	0	0	0	0	0
2002	San Diego	12-10	20-3	23	2.5-14	0-0	0	0	2	1	0	0
2003	San Diego	15-15	24-9	33	1-0	0-0	0	0	1	1	1	0
2004	San Diego	15-15	25-7	32	4-16	0-0	0	0	4	0	0	0
Totals		86-61	144-31	175	9.5-39	1-14	14t	1	11	3	1	3
Postseason		1-1	2-0	2	0-0	0-0	0	0	0	0	0	0

Single-game Highs

Tackles — 6, four times, Last: vs. Kansas City, Nov. 26, 2000
 Sacks — 2, vs. Jacksonville, Oct. 10, 2004
 Interceptions — 1, at Seattle, Dec. 13, 1998
 Interception Return Yards — 14t, at Seattle, Dec. 13, 1998
 Interception Return Long — 14t, at Seattle, Dec. 13, 1998
 Interception Return for Touchdown — 1, at Seattle, Dec. 13, 1998



JERRY WILSON

Free Safety
 5-11, 190
 10th NFL Season
 4th with Chargers

Southern
 DOB: 7/17/73
 Free Agent - '02
 Lake Charles, La.

20

Jerry Wilson provides veteran leadership in San Diego's defensive secondary. Last year, Jerry had a career-high three interceptions, including one which clinched an important late season win over AFC West rival Denver. He was also the team's fourth-leading tackler with 75 stops.

Last Summer, Jerry's younger brother Kyle was released from prison after completing a six-year term. Kyle met the team in Houston for a preseason game and saw Jerry play in person for the first time.

Football gave Jerry a path to steer clear of trouble as a youth. He has a daughter,

Tanner, and two sons, Jerry III and Jared. He spends as much time as possible with them to make sure they don't stray down the wrong path.

Aside from spending time with his children, Wilson enjoys playing golf. He often joins some of his former Miami Dolphins teammates for weekend golf outings. He also likes reading and going to the movies. He has read several motivational books written by Reverend T.D. Jakes. Wilson will frequently spend an entire day by himself at the movie theater and take in as many as three movies. His favorite actors are comedians Martin Lawrence and Jim Carey.

TRANSACTION HISTORY: Fourth-round pick (105) by Tampa Bay, April 23, 1995...waived by Buccaneers, Aug. 20, 1996...signed to Miami's practice squad, Oct. 29, 1996...signed to Dolphins' active roster, Nov. 5, 1996...signed with New Orleans, Jan. 2, 2002...waived by Saints, Sept. 1, 2002...re-signed by New Orleans, Sept. 11, 2002...waived by Saints, Nov. 12, 2002...signed with San Diego, Nov. 19, 2002.

2004: Finished season with career-high three interceptions...fourth on team with 75 tackles...pulled down interception to halt potential Houston scoring drive at end of second quarter in season opener at Reliant Stadium...interception took place at San Diego's 22-yard line with 21 seconds left in half and Chargers trailing 13-10...also forced fumble early in second quarter that was recovered by Terrence Kiel and resulted

VETERANS & RETURNING PLAYERS

in one-yard touchdown run on ensuing possession to give San Diego 10-6 lead... seven stops at Denver Sept. 26, including one for loss...season-high 10 tackles to lead team against Tennessee Oct. 3...intercepted Aaron Brooks pass on first play of second quarter against New Orleans Nov. 7...led to 40-yard Nate Kaeding field goal on ensuing drive...finished Saints' game with four tackles, including one for loss, and one pass defended...game-saving fourth quarter interception in end zone off pass tipped in air by Drayton Florence on attempted fade route to Rod Smith during Denver game Dec. 5...play occurred with 3:39 remaining in fourth quarter and Chargers holding on to 20-17 lead...two tackles and one pass defended in Wild Card Playoff game against New York Jets Jan. 8. **2003:** Chargers' third-leading tackler with 82 stops...seven-yard sack, forced fumble and six tackles at Kansas City Sept. 7...first interception of season vs. Baltimore Sept. 21...seven stops, including one for loss, and forced fumble at Chicago Nov. 2...in win over Minnesota Nov. 9, forced fumble by Michael Bennett at Chargers' 11-yard-line, which was recovered by Zeke Moreno on opening drive of third quarter...season-high three passes defended at Detroit Dec. 7...season-high nine tackles at Pittsburgh Dec. 21. **2002:** Spent Weeks 2-9 with New Orleans and played in seven games...signed with Chargers Nov. 19...inactive Week 11 at Miami...two tackles as nickel back against Denver Dec. 1. **2001:** Saw reserve action at cornerback and on special teams in season finale against San Francisco Jan. 6, 2002. **2000:** Interception and 19-yard return against Buffalo Oct. 8...season-high seven tackles versus Green Bay Oct. 29 and New York Jets Nov. 19...sack and forced fumble at San Diego Nov. 12...four solo tackles, one pass defended and one special teams tackle in two playoff games. **1999:** *Miami's Commu-*



nity Service Award winner along with fellow members of defensive secondary...recorded three sacks, tied for most-ever in single season by Dolphins defensive back...season-high three tackles against Arizona Sept. 19, Buffalo Oct. 4 and Tennessee Nov. 7...had sacks in Cardinals and Titans games... earned game ball after recording interception and sack versus New England Nov. 21...earned defensive game ball following 17-0 shutout win over Tennessee. **1998:** Seventh on squad with 16 special teams tackles...season-high four tackles at Oakland Dec. 6...first-career interception against Denver Dec. 21 off John Elway... eight-yard sack in Divisional Playoff Game at Denver Jan. 9. **1997:** Two sacks were most among defensive backs...downed two punts inside five-yard line against Indianapolis Aug. 31...recorded first-career sacks against Buffalo Nov. 17 and at Oakland Nov. 30...season-high six tackles at Indianapolis Dec. 14...recovered fumble against New England Dec. 22. **1996:** Made NFL debut versus New York Giants, Dec. 8. **1995:** Missed entire rookie season with torn ACL suffered during practice session Aug. 30...placed on "Reserve-Injured" list Aug. 31...had reconstructive surgery Sept. 2.

COLLEGE: Finished career with 14 interceptions and 47 passes defended...named first team Sheridan Black College All-America and first team All-SWAC choice as senior after recording career-high six interceptions...second-team All-SWAC as junior... played at Southern from 1991-94...earned degree in rehabilitation counseling.

PERSONAL: Born July 17, 1973 in Lake Charles, Louisiana...lettered in football, basketball and track at LaGrange High School in Lake Charles...resides in San Diego and Houston, Texas.

Year	Team	G-S	Tack.-Asst.	Total	Sacks-Yds.	Int.-Yds.	Long	TD	Pass Def.	Fumbles For.-Rec.
1995	Tampa Bay	0-0	0-0	0	0-0	0-0	0	0	0	0-0
1996	Miam	2-0	0-0	0	0-0	0-0	0	0	0	0-0
1997	Miami	16-0	10-3	13	2-15	0-0	0	0	2	0-1
1998	Miami	16-0	11-5	16	0-0	1-0	0	0	2	0-0
1999	Miami	16-1	16-2	18	3-23	1-13	13	0	8	0-0
2000	Miami	16-1	36-15	51	.5-4.5	1-19	19	0	7	1-0
2001	New Orleans	1-0	0-0	0	0-0	0-0	0	0	0	0-0
2002	New Orleans	7-0	3-0	3	0-0	0-0	0	0	0	0-0
2002	San Diego	5-0	3-0	3	0-0	0-0	0	0	0	0-0
2003	San Diego	16-16	63-19	82	1-7	1-(-2)	-2	0	8	3-0
2004	San Diego	16-16	52-23	75	0-0	3-12	12	0	4	1-0
	Totals	111-34	194-67	261	6.5-49.5	7-42	19	0	31	5-1
	Postseason	8-1	11-5	16	1.5-11	0-0	0	0	3	1-0

VETERANS & RETURNING PLAYERS



Jerry Wilson, *continued*

Single-game Highs

Tackles — 10, vs. Tennessee, Oct. 3, 2004

Sacks — 1, six times: Last at Kansas City, Sept. 7, 2003

Interceptions — 1, seven times: Last vs. Denver, Dec. 5, 2004

Interception Return Yards — 19, vs. Buffalo, Oct. 8, 2000

Interception Return Long — 19, vs. Buffalo, Oct. 8, 2000

Postseason Single-game Highs

Tackles — 4, vs. Buffalo, Jan. 2, 1999

Sacks — 1, at Denver, Jan. 9, 1999

Additional Statistics

Special Teams Tackles — **1997**, 15; **1998**, 16; **1999**, 10; **2000**, 6; **2002**, 7 (New Orleans); **2003**, 1; **Total**, 55.

Postseason Special Teams Tackles — **1997**, 1; **1998**, 1; **1999**, 1; **2000**, 1; **Total**, 4.

A full-page photograph of Antonio Gates, a tight end for the San Diego Chargers, in action. He is wearing a white jersey with blue and gold lightning bolt patterns on the sleeves and the number 85. He is also wearing a black helmet with a gold lightning bolt, blue pants with a gold stripe, and blue gloves. He is running with the football, looking forward. The background is a blurred stadium.

**DRAFT PICKS,
UNDRAFTED ROOKIES
& ADDITIONAL
FIRST-YEAR
PLAYERS**

Antonio Gates was voted to the 2005 Pro Bowl squad after catching 13 touchdown passes, an NFL record for tight ends.

SHAWNE MERRIMAN



Linebacker
6-4, 272

Maryland
DOB: 5/25/84
Draft 1A - '05
Upper Marlboro, Md.

91

With a selection obtained in a 2004 trade with the New York Giants, the Chargers used the 12th pick in the first round of the 2005 NFL Draft to snag linebacker Shawne Merriman from Maryland. A linebacker and defensive end for the Terrapins, Merriman declared himself eligible for the draft following his junior

season. Nicknamed "Lights Out," Shawne earned All-America and All-Atlantic Coast Conference honors following his final campaign. He ended his career at the College Park, Maryland campus with 189 total tackles, 22 sacks and 33.5 tackles for loss. His 22 sacks ranked second on the school's all-time list.

TRANSACTION HISTORY: First-round pick (12) by San Diego, April 23, 2005.

COLLEGE: First-team All-America by *NFL Draft Report*, second-team by *Sporting News* and first-team All-ACC following junior season...led team in sacks (8.5) and tackles

for loss (17) in 2004...tied for second in ACC in sacks and ranked third in tackles for loss...named ACC Player of Week following Clemson game in '04...led team and ranked second in conference with 8.5 sacks in 2003...named ACC Rookie of Week following North Carolina game in 2002...finished

INTERESTING FACTS ABOUT SHAWNE MERRIMAN

- Shawne Merriman has trained with Washington Redskins linebacker LaVar Arrington. LaVar's brother Eric and Shawne played varsity basketball together at Frederick Douglass High School in Upper Marlboro, Maryland.
- Shawne helped organize a coat drive for the "Creative Community for Non-Violence" shelter. They collected more than 8,000 coats from fans attending Maryland basketball games in 2003 and '04.
- Shawne landed his first job when he was 12 years old, working for his uncle who ran a landscaping business. He worked 10 hours a day for \$5 an hour.
- During the summers in high school, Shawne worked two jobs. By day, he worked in a lumber yard, and by night in a gym. His days often started at 6:30 a.m. and ended after midnight.
- Shawne's family endured two fires to the family home when he was a child. When he was 11, someone threw a Molotov cocktail into the family's apartment, and when he was 17 the family's house burned in a fire started by candles lit for warmth.
- Shawne committed to the University of Maryland without ever having one of the school's coaches meet him at home.
- Shawne spent part of his childhood living with his grandmother, Arnethea Buchanan.
- Shawne earned the nickname "Lights Out" during his sophomore season in high school after he knocked four players out of a game in the first half against Fort Meade. On his right forearm is a tattoo of a light switch in the off position and the words "Lights Out."
- Shawne was such a ferocious hitter in high school that the coaches did not allow him to participate in contact drills with his teammates. He has pledged to replace the school's tackling dummies he spent so many hours working with as a prep.
- One of Shawne's first purchases was a new special-order silver Mercedes SUV. The vehicle has three DVD screens and sewn into the headrests and floor mats are his signature tattoo.

Source: San Diego Union Tribune

Draft Picks, Undrafted Rookies & Additional First-Year Players

collegiate career with 189 tackles, 22 sacks, 32.5 tackles for loss, 27 pressures, 10 passes defended, four forced fumbles and three fumble recoveries...he played in total of 38 games with 17 starts...played at Maryland from 2002-04...majored in criminology and criminal justice.

PERSONAL: Born May 25, 1984 in Washington, D.C....all-time leader at Frederick

Douglass High School in Upper Marlboro with 443 career tackles...*Associated Press* Maryland Defensive Player of Year and first-team all-state as senior...*SuperPrep* All-America, first-team all-metro by *Washington Post*, and Defensive Player of Year by *PG Journal* in 2001...all-county as junior and senior, and all-league as senior...also played tight end and started for three years on school's basketball team.

Year	Team	G-S	Tack.-Asst.	Total	Sacks-Yds.	Int.-Yds.	Long	TD	Pass	Fumbles
									Def.	For.-Rec.
2002	Maryland	14-1	33-16	49	5-22	0-0	0	0	5	1-0
2003	Maryland	13-5	39-16	55	8.5-58	0-0	0	0	3	0-2
2004	Maryland	11-11	53-32	85	8.5-47	0-0	0	0	2	3-1
Totals		38-17	125-64	189	22-127	0-0	0	0	10	4-3

Single-game Highs

Tackles — 16, vs. North Carolina State, Oct. 16, 2004

Sacks — 3, vs. North Carolina, Nov. 2, 2002



LUIS CASTILLO

Defensive Tackle-End
6-3, 303

Northwestern
DOB: 8/4/83
Draft 1B - '05
Garfield, N.J.

93

The Chargers used their second of two first-round picks in the 2005 NFL Draft to select defensive lineman Luis Castillo from Northwestern University. Luis racked up 251 tackles and a degree in economics at the Evanston, Illinois campus on his way to earning All-America honors on the field and in the classroom. A decorated student of the game, Luis will now continue his athletic education as a rookie in the National Football League.

Luis is fluent in Spanish. He was born in

Brooklyn, New York and moved to the Dominican Republic with his mother, Maria, when he was a child. He returned to the States when he was 5, and the family settled in New Jersey. Luis' mother is his inspiration. She was raised in a small village in the Dominican that had no running water or electricity and few educational opportunities. Today, she runs a multimillion dollar company in New York that imports hair care products from the Dominican Republic.

TRANSACTION HISTORY: First-round pick (28) by Chargers, April 23, 2005.

COLLEGE: Only fourth player in school history to earn All-America and Academic All-America honors in same season...2004 first-team All-America by *Pro Football Weekly*, second-team All-Big Ten, Academic All-America by ESPN and second-team Academic All-Big Ten...2003 first-team Academic All-District and Academic All-Big Ten...winner of school's Carnig Minasian Citizenship Award...named United Auto Workers Lineman of Game after 2003 Motor City Bowl against Bowling Green...second-team Academic All-District by CoSIDA and Academic

All-Big Ten in 2002...finished career with 251 tackles, 4.5 sacks, and 19.5 tackles for loss...played at Northwestern from 2001-04...earned degree in economics.

PERSONAL: Born Aug. 4, 1983 in Brooklyn, New York...*SuperPrep* All-America at Garfield High School in Garfield, New Jersey...first-team all-state and all-county as junior and senior by *Associated Press* and *Newark Star-Ledger*...three-time first-team all-league choice...team captain and team MVP as senior...also lettered in track and wrestling as state's top heavyweight...member of Math Honor Society, National Honor Society and Honor Roll.

Continued next page

Luis Castillo, *continued*

Year	Team	G-S	Tack.-Asst.	Total	Sacks-Yds.	Int.-Yds.	Long	TD	Pass		Fumbles	
									Def.	For.-Rec.	Def.	For.-Rec.
2001	Northwestern	5-0	13-9	22	0-0	0-0	0	0	1	0-0		
2002	Northwestern	12-9	31-53	84	0-0	0-0	0	0	2	0-1		
2003	Northwestern	13-13	38-32	70	2.5-8	0-0	0	0	2	0-0		
2004	Northwestern	12-12	51-24	75	2-11	0-0	0	0	0	1-0		
Totals		42-34	133-118	251	4.5-19	0-0	0	0	5	1-1		

Single-game Highs

Tackles — 11, vs. Indiana, Oct. 9, 2004

Sacks — 1.5, vs. Duke, Sept. 20, 2003



VINCENT JACKSON

Wide Receiver
6-5, 241

Northern Colorado
DOB: 1/14/83
Draft 2 - '05
Colorado Springs, Colo.

83

The Chargers may have struck gold with yet another college basketball phenom with the drafting of wide receiver Vincent Jackson in the second round of the 2005 NFL Draft.

As a senior at Widefield High School in Colorado Springs, Colorado, Vincent was without a football scholarship. He wanted to attend Colorado or Colorado State, but would have to do so as a walk-on. That was until Northern Colorado's offensive coordinator went and watched him play basketball in high school and offered him a football scholarship to the Greeley, Colorado campus. Five years later, Vincent had

rewritten most of the school's all-time records. He was a two-time All-America and became the highest NFL draft choice in school history.

Vincent spent much of his childhood in Louisiana. His father, Terence, was an Army medic and the family also lived in Phoenix, Arizona and Grafenwoher, Germany before settling in Colorado Springs. Vincent continued his basketball career in college, playing his sophomore and junior seasons for the Bears. As a senior, he became an All-Independent selection after leading the team in points and assists.

TRANSACTION HISTORY: Second-round pick (61) by San Diego, April 23, 2005.

COLLEGE: Set school records with 177 catches, 3,548 receiving yards 37 touchdown catches, 1,024 punt return yards and 5,810 all-purpose yards...had four 200-yard receiving games and 12 100-yard games during career...first-team All-America by *NFL Draft Report* and second-team by Sports Network in 2004...All-Great West Conference Offensive Player of Year in '04 and first-team all-conference pick...as senior, finalist for Walter Payton Award for nation's best player in NCAA Division I-A...school-record 80 catches and 1,952 all-purpose yards in 2004...first-team All-America by *Football Gazette* and *NFL Draft Report* as junior after leading team to NCAA national semifinals...second-team All-America by *Associated Press* and Sports Network...set school records with 1,462 yards receiving and 21 touchdown catches in '03...honor-

able mention All-America by *D2Football.com* as freshman...Division I All-Independent selection during 2003-04 basketball season after leading team with 13.6 points and 3.1 assists per game and ranking second with 5.6 rebounds...scored career-high 25 points and tied career best with seven assists in Senior Night victory over Johnson & Wales Feb. 21, 2004...named UNC's Student Athlete of Month in December 2003 after averaging 15.0 points, 7.0 boards, 2.8 assists and 1.3 steals...final hoops totals from 2002-03 and 2003-04 seasons include 517 points (12.3 ppg), 203 rebounds (4.8 rpg), 100 assists, 18 blocks and 40 steals...played in 42 games with 23 starts while shooting .490 from field, .313 from three-point range and .543 from free-throw line...played football for Bears from 2001-04...business major.

PERSONAL: Born Jan. 14, 1983 in Fort Polk, Louisiana...honorably mention all-state from *Rocky Mountain News* as senior

Draft Picks, Undrafted Rookies & Additional First-Year Players

on gridiron at Widefield High School in Colorado Springs, Colorado...added first-team

all-conference and all-area accolades...also lettered in basketball.

Year	Team	G-S	Receiving			Long	TD
			No.-Yds.	Avg.			
2001	No. Colorado	10-0	9-259	28.8	61t	2	
2002	No. Colorado	14-1	22-445	20.2	63t	3	
2003	No. Colorado	11-11	66-1,462	22.2	74t	21	
2004	No. Colorado	11-11	80-1,382	17.3	62t	11	
Totals		46-22	177-3,548	20.0	74t	37	

Year	Kickoff Returns				Punt Returns					
	No.-Yds.	Avg.	Long	TD	No.-Yds.	FC	Avg.	Long	TD	
2001	11-264	24.0	56	0	17-306	n/a	18.0	85t	2	
2002	15-379	25.3	45	0	27-256	n/a	9.5	30	0	
2003	13-321	24.7	50	0	19-166	n/a	8.7	21	0	
2004	13-274	21.0	48	0	25-296	n/a	11.8	37	0	
Totals		52-1,238	23.8	56	0	88-1,024	n/a	11.6	85t	2

Single-game Highs

Receptions — 15, at Montana, Sept. 25, 2004
 Receiving Yards — 246, vs. California-Davis, Oct. 2, 2004
 Receiving Long — 74t, at Idaho State, Sept. 13, 2003
 Receiving TDs — 4, vs. New Mexico Highlands, Aug. 30, 2003
 Receiving Long TD — 74t, at Idaho State, Sept. 13, 2003



DARREN SPROLES

Running Back-
 Kick Returner
 5-6, 181

Kansas State
 DOB: 6/20/83
 Draft 4 - '05
 Olathe, Kan.

43

The Chargers enlisted the services of one of the most prolific runners and all-purpose performers in college football history when they selected Darren Sproles in the fourth round of the 2005 NFL Draft.

Sproles set nearly every school record imaginable, 23 in all, and is often referred to as the best player in the 109-year history of Kansas State football.

Sproles' numbers during his four years in Manhattan, Kansas include a school-record 4,979 rushing yards, 11th-most in NCAA history, and 6,812 all-purpose yards, sixth-most in college football history.

He now plays the game that he loves so dearly with a heavy heart and an angel on his shoulder. On April 25, 2004, Darren lost one of his greatest supporters when his mom, Annette, died at the age of 41 after a five-year battle with colon cancer. To honor their late mother, Darren and his brother Terence wear charms that read "RIP Mom."

Darren further honored Annette's memory when he bypassed potential NFL rich-

es following his junior season and returned to Kansas State to complete his degree in speech pathology. In college, school officials arranged for him to work with a speech pathologist because he was uncomfortable and stuttered during interviews. Darren also spoke with basketball great and San Diego native Bill Walton, who had a stuttering problem years ago and is now an NBA analyst on ESPN.

Darren's nickname is "Tank," which came from his family because he weighed 10 pounds at birth. The first time Tank picked up a football in a game at the age of 9, he ran 80 yards for a touchdown in a Pop Warner game.

Darren still maintains close ties to Gene Wier, his former high school coach at Olathe North High School. During the summers while he was in college, Darren would return to his alma mater to volunteer at football camps and lift weights with the players. Darren has said that he would like to coach high school football after his playing career comes to an end.

TRANSACTION HISTORY: Fourth-round choice (130) by San Diego, April 24, 2005.

COLLEGE: Holds virtually every school record for career, single-season and single-game rushing and all-purpose yards...set school marks with 48 total touchdowns and 45 rushing scores...racked up five 200-yard rushing games and 24 100-yard games...offensive MVP of North team in 2005 Senior Bowl...named Wildcats Offensive MVP 2003-04 and co-MVP in 2002...first-team All-Big 12 by *Associated Press* in 2004...second-team all-conference by league coaches, *Kansas City Star*, *Dallas Morning News*, *Austin American-Statesman*, *Fort Worth Star-Telegram* and *San Antonio Express News* in '04...Big 12 Player of Year by *College Football News* in 2003 after leading nation with school-record 1,986 rushing yards and 2,735 all-purpose yards...fifth in voting for Heisman Trophy, third for *Associated Press* Player of Year and runner up for Doak Walker Award as nation's top running back in '03...first-team All-America by *AP*, *Sports Illustrated* and *NFL Draft Report* in 2003...first running back and 10th player in KSU history named first-team All-America by *AP*...first-team all-conference in '03 by league coaches, *AP*, *Kansas City Star*, *Dallas Morning News*, *Fort Worth Star-Telegram*, *Austin American-Statesman*, *San Antonio Express-News*, *ESPN.com* and *College Football News*...Big 12 Special Teams Player of Week after 63-yard punt return for

score against Kansas Oct. 25, 2003...Big 12 Offensive Player of Week after 273-yard rushing game against Missouri Nov. 22, 2003...racked up 235 yards rushing and 88 yards receiving, including 60-yard touchdown catch in 2003 Big 12 Championship Game against top-ranked Oklahoma...second-team All-Big 12 in 2002 by league's coaches, *AP*, *Austin American Statesman*, *Dallas Morning News* and *Kansas City Star*...finished career at KSU with 4,979 rushing yards, 80 rushing touchdowns, 609 yards receiving, two touchdown catches, 846 kickoff return yards, 378 punt return yards, one punt return touchdown and 4,979 all-purpose yards...played at Kansas State from 2001-04...earned degree in speech pathology.

PERSONAL: Born June 20, 1983 in Waterloo, Iowa...named Kansas Player of Year by *USA Today* and Kansas Hall of Fame Player of Year as senior at Olathe North High School in Olathe, Kansas in 2000...winner of Thomas A. Simone Trophy given to top big-class football player in Kansas City metro area...named All-America by *Student Sports Magazine*...named to All-Class Kansas Top-11 Team...*Kansas City Star* Player of Year in 1999 and 2000...two-time all-state, all-metro and All-Sunflower League selection...as senior, led Olathe North to fourth Kansas 6A state title in five years...rushed for 5,230 yards and 79 touchdowns during prep career.

Year	Team	G-S	Rushing				Receiving			
			No.-Yds.	Avg.	Long	TD	No.-Yds.	Avg.	Long	TD
2001	Kansas State	6-0	28-210	7.5	38	1	0-0	0.0	0	0
2002	Kansas State	13-13	237-1,465	6.2	80	17	9-99	11.0	25	0
2003	Kansas State	15-15	306-1,986	6.5	73	16	25-287	11.5	60	2
2004	Kansas State	11-11	244-1,318	5.4	74	11	32-223	7.0	28	0
Totals		45-39	815-4,979	6.1	80	45	66-609	9.2	60	2

Year	Kickoff Returns					Punt Returns				
	No.-Yds.	Avg.	Long	TD	No.-Yds.	FC	Avg.	Long	TD	
2002	4-82	20.5	26	0	15-154	n/a	10.3	30	0	
2003	10-272	27.2	58	0	19-190	n/a	10.0	63	1	
2004	21-492	23.4	79	0	6-34	n/a	5.7	25	0	
Totals		35-846	24.2	79	0	40-378	n/a	9.4	63	1

Single-game Highs

- Rushing Attempts — 43, vs. Missouri, Nov. 22, 2003
- Rushing Yards — 292, vs. Louisiana-Lafayette, Sept. 18, 2004
- Rushing Long — 80, at Colorado, Oct. 5, 2002
- Rushing TDs — 3, four times, Last: at Iowa State, Nov. 8, 2003
- Rushing Long TD — 80, at Colorado, Oct. 5, 2002
- Receptions — 10, vs. Texas Tech, Oct. 30, 2004
- Receiving Yards — 88, vs. Oklahoma, Dec. 6, 2003
- Receiving Long — 60, vs. Oklahoma, Dec. 6, 2003
- Receiving TDs — 1, twice, Last: vs. Oklahoma, Dec. 6, 2003
- Receiving Long TD — 60, vs. Oklahoma, Dec. 6, 2003
- Kickoff Returns — 4, twice, Last: vs. Texas Tech, Oct. 30, 2004
- Kickoff Return Yards — 126, twice, Last: vs. Fresno State, Sept. 11, 2004

Draft Picks, Undrafted Rookies & Additional First-Year Players

Kickoff Return Long — 79, vs. Fresno State, Sept. 11, 2004
 Punt Returns — 4, at Colorado, Oct. 5, 2002
 Punt Return Yards — 63, vs. Kansas, Oct. 25, 2003
 Punt Return Long — 63t, vs. Kansas, Oct. 25, 2003
 Punt Return TDs — 1, vs. Kansas, Oct. 25, 2003
 Punt Return Long TD — 63t, vs. Kansas, Oct. 25, 2003



WESLEY BRITT

Tackle
6-8, 314

Alabama
DOB: 11/21/81
Draft 5 - '05
Cullman, Ala.

67

The Chargers used their fifth-round selection in the 2005 NFL Draft to uproot All-America tackle Wesley Britt from the University of Alabama.

Wesley is the product of an athletic, close-knit family. His brothers, Taylor and Justin, play for the Crimson Tide. Taylor is a center and Justin is a defensive tackle. His sisters, Melissa and Lindsey, were collegiate athletes as well. Melissa played volleyball at South Alabama, and Lindsey played softball at Alabama-Birmingham. The Britt's parents, Tommy and Vera, were both athletes while growing up in Alabama.

Wesley was the first of the Britt children

to enroll at Alabama. He was steered toward the Tuscaloosa campus by his grandfather, Durb, who had always wanted to play for the Crimson Tide. It turned out to be a good choice for Wesley as he became an All-America lineman at Alabama. In 2003, Wesley was named a preseason All-America by Playboy Magazine, but declined to appear for a photo shoot for the magazine. As a Southern Baptist, he decided that it was not the image he wanted to portray. Several notable college players and coaches have made similar gestures including former Heisman Trophy winners Charlie Ward and Danny Wuerffel.

TRANSACTION HISTORY: Fifth-round pick (164) by San Diego, April 24, 2005.

COLLEGE: Third-team All-America by *Associated Press* and second-team by *Rivals.com* in 2004...first-team All-South-eastern Conference by *AP* and league's coaches in '04...also named to 2004 SEC Good Works Team...missed final four games of junior season with broken leg...started every game in 2001, '02 and '04...redshirted

in 2000...played at Alabama from 2000-04...graduated in 2003 with degree in marketing.

PERSONAL: Born Nov. 21, 1981 in Cullman, Alabama...*SuperPrep* All-America as senior at Cullman High School...all-state and Class 5A Lineman of Year in state...also played defensive line...won state discus title as junior with throw of 142 feet and six inches.

Games Played-Started: 2000 (0-0, Redshirted, Alabama); 2001 (12-12, Alabama); 2002 (13-13, Alabama); 2003 (9-9, Alabama); 2004 (12-12, Alabama); **Total** (46-46).



WES SIMS

Guard
6-4, 317

Oklahoma
DOB: 4/8/81
Draft 6 - '05
Weatherford, Okla.

60

The Chargers added a big, physical player to the interior of their offensive line when they selected

Oklahoma native and former Oklahoma Sooner Wes Sims in the sixth-round of the 2005 NFL Draft. A four-year starter for the

Sooners, Sims earned a host of accolades during his collegiate career. In 2002, he set a school record by bench-pressing 450 pounds.

Wes' hobbies include golf and watching movies.

TRANSACTION HISTORY: Sixth-round pick (177) by Chargers, April 24, 2005.

COLLEGE: First-team All-Big 12 in 2004 by *NFL Draft Report*...third-team all-conference by league's coaches and honorable mention by *Associated Press* in 2002...Freshman All-America by *Sporting News* in 2001...first-team Academic All-Big 12 in '01...started all but one game his final three seasons at left tackle...redshirted as fresh-

man in 2000...played at Oklahoma from 2000-04...management major.

PERSONAL: Born April 8, 1981 in Weatherford, Oklahoma...selected to *USA Today's* All-USA Team at Weatherford High School...named to 37th-annual All-America team by *Parade Magazine*...four-year starter on offensive and defensive lines...led squad to Class 4A state title as senior...set state records in shot put (62 feet) and discus (185 feet).

Games Played-Started: 2000 (0-0, Redshirted, Oklahoma); 2001 (7-7, Oklahoma); 2002 (14-14, Oklahoma); 2003 (14-13, Oklahoma); 2004 (13-13, Oklahoma); **Total** (48-47).



SCOTT MRUCZKOWSKI

Center
6-5, 318

Bowling Green
DOB: 4/5/82
Draft 7 - '05
Garfield Heights, Ohio

63

The Chargers used their final selection in the 2005 NFL Draft to pick all-conference center Scott Mruczkowski (Mertz-cow-ski) from Bowling Green.

Scott's brother Gene is in his third sea-

son as an offensive lineman for the two-time defending Super Bowl Champion New England Patriots. Gene was an academic All-America at Purdue before joining the Patriots as a free agent in 2003.

TRANSACTION HISTORY: Seventh-round choice (242) by San Diego, April 24, 2005.

COLLEGE: Second-team All-Mid-American Conference in 2004...selected to play in 2005 East-West Shrine Game...started school-record 49 consecutive games during career...anchored offensive line that allowed fewest sacks in MAC in '04...same '04 squad set school records for total offense and points per game...team captain as senior...first-team all-conference in 2003...also named team's Top Offensive Lineman...started every game at left guard in

2001-02 and center in 2003-04...redshirted in 2000...played at Bowling Green from 2000-04...majored in productions and operations management.

PERSONAL: Born April 5, 1982 in Cleveland, Ohio...second-team all-area choice in 1999 by *Cleveland Plain Dealer* at Benedictine High School in Cleveland...team won state title in 1996 and regional crown in 1997...lettered in track...student council president...earned dean's list honors with 3.5 grade-point average.

Games Played-Started: 2000 (0-0, Redshirted, Bowling Green); 2001 (11-11, Bowling Green); 2002 (12-12, Bowling Green); 2003 (14-14, Bowling Green); 2004 (12-12, Bowling Green); **Total** (49-49).

UNDRAFTED ROOKIES & ADDITIONAL FIRST-YEAR PLAYERS

Phil Archer, LB, Western Illinois...6-2, 245, (1)...signed with Chargers June 16, 2005...fifth-leading tackler for NFL Europe Champion Amsterdam Admirals with 34 tackles in 2005...fourth on



squad with six tackles on special teams...played in all 10 games with nine starts...second-team All-Gateway Conference and named to conference's All-Newcomer Team in 2003 after posting 136 tackles to rank second on squad in only year at Western Illinois...added two sacks and 15 tackles for loss for Leathernecks...transferred from Minnesota prior to senior season...ranked fifth in Big Ten with 113 tackles as sophomore in 2001...finished Golden Gophers career with 152 tackles...redshirted in 1999...spent 1999-2002 seasons at Minnesota and 2003 season at Western Illinois...earned degree in history...SuperPrep All-Midwest Team and two-time all-state at Cretin-Derham Hall High School in St. Paul, Minnesota...born April 22, 1981 in Minneapolis.

Jemelle Cage, DE, Louisiana Tech...6-1, 284, (R)...signed with Chargers May 16, 2005...All-Western Athletic Conference choice in 2004 after registering 45 tackles, 7.5 sacks and 13 tackles for loss...school's Defensive Player of Week after Fresno State game in 2003...finished collegiate career with 132 tackles, 11.5 sacks and 29 tackles for loss...played at Louisiana Tech from 2001-04...earned degree in sociology...first-team all-state, all-metro, All-River Parish and district defensive MVP at Lutchter High School in Lutchter, Louisiana...born June 1, 1981 in New Orleans, La.

Greg Camarillo, WR, Stanford...6-1, 190, (R)...signed with Chargers May 16, 2005...recipient of 2004 Jim Reynolds Award, which honors courage on field and devotion to game...three-time Academic All-Pac-10, earning first-team as senior, second-team as junior and honorable mention as sophomore...redshirted in 2000...finished collegiate career with 46 catches for 613 yards...played at Stanford from 2000-04...earned degree in engineering...first-team All-Peninsula Athletic League and All-San Mateo County as senior at Menlo-Atherton High School in Menlo Park, California...named San Mateo County Scholar-Athlete of Year for 1999 by National Football Foundation and College Football Hall of Fame...team captain and MVP as senior...second-team all-league in basketball...lettered two years in hoops...student body president, AP Scholar and American Legion state delegate...member of National Honor Society and California Scholastic Federation...born April 18, 1982 in Redwood City, Calif.

Markus Curry, CB, Michigan...5-11, 181, (R)...signed with Chargers May 6, 2005...led Wolverines with three interceptions in 2004...second-team All-Big Ten by league's coaches and honorable mention by media as junior...played in Rose Bowl following junior and senior seasons...faced

Texas in National Championship game at Rose Bowl after senior season...career-high 10 tackles in Rose Bowl against USC Jan. 1, 2004...finished career at Michigan with 119 tackles, seven interceptions and 25 passes defended...played at Michigan from 2001-04...majored in general studies...attended Valley Forge Prep School in Valley Forge, Pennsylvania in 2000...set state record with three punt return touchdowns at Bishop Gallagher High School in Harper Woods, Michigan in 1999...also set state mark with three touchdown catches in 1998 state final...honorable mention All-America by *USA Today*...also All-America by *SuperPrep*...lettered in basketball and track...brother Julius played cornerback at Michigan and is now in third season with Green Bay Packers...born April 7, 1981 in Detroit, Mich.

Adell Duckett, DE, Texas Tech...6-3, 270, (R)...signed with Chargers April 29, 2005...first-team All-Big 12 in 2004...finished career second on school's all-time list with 28 sacks...second-team All-Big 12 by *Dallas Morning News* and third-team by league's coaches in 2003 after setting school single-season records with 14 sacks and 23 tackles for loss...Academic All-Big 12 and honorable mention all-conference on field by league's coaches as sophomore in 2002...redshirted in 2000...finished career with 204 tackles, 28 sacks, 48 tackles for loss, four interceptions and 19 passes defended...played at Texas Tech from 2000-04...earned degree in exercise sport science...all-state, two-time district MVP and two-time all-district at Mineral Wells High School in Mineral Wells, Texas...also lettered in basketball...state champion in shot put as senior...born Oct. 7, 1981 in Texarkana, Tex.

Abraham Elimian, CB, Hawaii...5-9, 193, (R)...signed with Chargers April 29, 2005...first-team All-Western Athletic Conference in 2004 after tying for conference lead and ranking 16th in nation with five interceptions...finished collegiate career second in school history with 12 picks...recipient of team's Captain Award as senior...selected to play in 2005 Senior Bowl...honorable mention all-conference in 2003 after tying for team lead with four picks...did not surrender any touchdowns during junior season...redshirted in 2000...finished career with 244 tackles, 10.5 tackles for loss, 12 interceptions and 42 passes defended...played at Hawaii from 2000-04...earned degree in physical education...two-time all-league selection at Crenshaw High School in Los Angeles...team MVP in basketball...honor roll student...brother Jacob is senior cornerback at San Diego State...born March 2, 1982 in Calabar, Nigeria.

Robby Farmer, LB, Troy...6-2, 240, (R)...signed with Chargers May 16, 2005...fifth on team with 67 tackles as senior...finished career with 197 tackles, 1.5 sacks, 15.5 tackles for loss and two interceptions...received medical redshirt in 2001

Continued next page

Undrafted Rookies & Additional First-Year Players, *continued*

after suffering broken leg...played at Troy from 2000-04...earned degree in risk management and insurance...three-time All-Blount County choice and team MVP as senior at Hayden High School in Hayden, Alabama...all-metro by *Birmingham News* in 1999...also lettered in basketball, wrestling and track...married, Hollie...born Dec. 18, 1981 in Birmingham, Ala.

Gabe Franklin, CB, Boise State...5-10, 188, (R)...signed with Chargers April 29, 2005...first-team All-Western Athletic Conference as senior and second-team as sophomore and junior...All-WAC by *CollegeFootballNews.com* in 2004...finished career ranked fourth on active NCAA Division I list with 18 career interceptions...was third-most interceptions in school history...honored with "Plow Horse Award" for work in weight room...fifth in nation with career-high eight interceptions in 2002...redshirted in 2000...finished career with 235 tackles, 18 interceptions, 55 passes defended, four sacks and eight tackles for loss...played at Boise State from 2000-04...earned degree in psychology...all-league and all-metro at Bishop O'Dowd High School in Oakland, California...played for coach Paul Perenon, who was NFL High School Coach of Year in 1999...born June 28, 1982 in New Orleans, Louisiana.

Lui Fuga, DT, Hawaii...6-1, 300, (R)...signed with Chargers May 6, 2005...(Loo-ee Foong-uh)...voted team's Most Inspirational Player in 2004 and co-MIP in 2002...received medical redshirts in 2001 for shoulder injury and 2002 for knee injury...finished career with 123 tackles, 17.5 tackles for loss and four sacks...played at Hawaii from 1999-2004 for former Chargers quarterbacks coach and interim head coach June Jones...earned bachelor's degree in communications and is one semester away from earning master's in education from Hawaii...all-state and all-district at Waipahu High School in Oahu, Hawaii...lettered in track...has two sons, Kristian and Prodieus...engaged to Kimberly Lutu and plans to wed in March 2006...mother Lusua was killed in 1981 at age 23 after being stabbed by neighbor in simple dispute over radio when Lui was a year old...Lui was raised by father and his relatives in Hawaii and American Samoa...lived in American Samoa till age 15...born Jan. 25, 1980 in Waipahu, Oahu.

Marques Harris, LB, Southern Utah State...6-1, 231, (R)...signed with Chargers April 29, 2005...third-team All-America by Sports Network and first-team All-Great West Football Conference at Southern Utah in 2004...led team and ranked seventh in NCAA Division I-AA with 25 tackles for loss as senior...finished season with 68 tackles and 11 sacks...transferred from Colorado prior to senior season...spent 2000-03 seasons at Colorado...redshirted in 2003 after suffering broken leg in second game of season...honorable mention All-Big 12 from league's coaches in 2002...named to team's prestigious Victory Club by coaching staff in 2002 and 2003...tallied 133 tackles, 24 tackles for loss, 10 sacks and two interceptions during career with Buffaloes...earned degree in communications from Colorado...enrolled in master's program for education at Southern Utah...*PrepStar*

All-America at Grand Junction High School in Grand Junction, Colorado...named all-state by *Denver Post* and *Rocky Mountain News*...two-time first-team all-league choice...lettered four years and three times all-state in wrestling...won state title as senior in 189-pound weight class...lettered as freshman and sophomore in baseball as catcher and outfielder...hobbies include snowboarding, backpacking, camping and fishing...his father, Alvin Phillips, played linebacker and defensive line at Colorado from 1972-76...uncle Chuck Wiman also played for Buffaloes in 1970s...in Oct. 2002, founded Harris's Kids Inc., private nonprofit organization to help underprivileged kids who need mentoring...also founded similar organization called Baseline, Inc...engaged, Brandy and plans to wed in April 2006...has daughter, Savannah...born Sept. 20, 1981 in Salt Lake City, Utah.

Chase Johnson, C, Texas Christian...6-2, 295, (R)...signed with Chargers May 16, 2005...third-team All-Conference USA in 2004 and second-team in 2003...selected to play in 2005 Hula Bowl...started 2002-04 at center...redshirted in 2000...finished career with 34 starts...played at Texas Christian from 2000-04...earned degree in communications...all-state, all-county, all-metro and all-league at Shawnee Mission Northwest High School in Shawnee, Kansas...brother Chad played at Oklahoma State...born Dec. 12, 1981 in Topeka, Kan.

Jason Leach, FS, Southern California...5-11, 203, (R)...signed with Chargers May 3, 2005...honorable mention All-Pac-10 in 2004 and invited to play in 2005 East-West Shrine Game...sealed 2004 win over archrival UCLA with fourth-quarter interception...started on '04 BCS National Championship team...honorable mention All-Pac-10 in 2003 and winner of USC's Bob Chandler Award for top underclassman student, athlete and leader...backed up current Pittsburgh Steelers Pro Bowl safety Troy Polamalu during freshman and sophomore seasons...redshirted in 2000...finished career with 177 tackles, nine interceptions, one touchdown, 14 passes defended and 7.5 tackles for loss...played at Southern California from 2000-04...*PrepStar* All-America, all-state first-team by *CalHi Sports*, and All-CIF first-team by *Los Angeles Times* at Bishop Amat High School in La Puente, California...also ran track...earned degree in public management and planning...cousin Alfred Williams played safety at Arizona State from 1999-2002...enjoys working on classic cars...born July 21, 1982 in Los Angeles.

Cory Lekkerkerker, T, California-Davis...6-7, 323, (R)...signed with Chargers April 29, 2005...first-team All-Great West Conference in 2004...won team's Jim Ferrier Award in 2003 as outstanding transfer of year...started every game 2003-04...redshirted in 2002 after transferring from Chaffey College...second-team All-Foothill Conference in 2001...played at Chaffey College from 2000-01...earned degree in economics...first-team All-Sierra Foothill League honors as senior at Damien High School in LaVerne, California...brother Brad was offensive line mate at Chaffey and Davis and spent 2004 season on Oakland Raiders' practice squad...Cory, Brad and their mother, Patti, were featured

Draft Picks, Undrafted Rookies & Additional First-Year Players

in Nov. 3, 2003 issue of *Sports Illustrated*...Cory was born July 25, 1981 in Upland, Calif.

Ruvell Martin, WR, Saginaw Valley State...6-5, 220, (1)...All NFL-Europe selection in 2005 for World Bowl Champion Amsterdam Admirals after leading league with 679 yards receiving and 12 touchdown catches in regular season...tied league record with 12 receiving scores...added 22-yard touchdown catch in first quarter of



World Bowl...caught touchdown pass in nine of 10 games...had career outing against Hamburg in Week 9 with five catches for 114 yards and three touchdowns...caught 37 passes during season for average of 18.4 yards per catch...originally signed with Chargers April 30, 2004 and waived Aug. 31, 2004...re-signed by Bolts Jan. 7, 2005 and later allocated to NFL Europe...first-team All-Great Lakes Intercollegiate Athletic Conference as senior and second-team as junior at Saginaw Valley State...three-time academic all-conference choice...selected to East squad for 2004 Whataburger Cactus Bowl in Kingsville, Texas...played on conference championship teams as freshman and senior...ranked second in school history in career receptions (152), fifth in yards (1,968) and touchdowns (18)...team's most valuable wide receiver as sophomore...also played defense and interception against Northwood in 2001 sealed victory in 27th annual Axe Bowl...played at Saginaw Valley State from 2000-03...majored in marketing...prepped at Catholic Central High School in Muskegon, Michigan...born August 10, 1982 in Muskegon.

Cody McCarty, TE, Texas Christian...6-4, 263, (R)...signed with Chargers April 29, 2005...first-team All-Conference USA in 2004...selected to play in 2005 Senior Bowl...began college career as quarterback before switching to defensive end and eventually tight end as freshman in 2001...redshirted in 2000...finished collegiate career with 39 catches for 636 yards and four touchdowns...played at Texas Christian from 2000-04...earned degree in criminal justice...honorable mention all-state and four-time all-district quarterback at Bishop High School in Bishop, Texas...also earned all-district honors three years in basketball and one year in baseball...area scholar-athlete honoree...father Mickey was tight end at TCU and fourth-round draft pick by Kansas City Chiefs in 1968...he played in three games for Chiefs in 1969...Cody is married to former high school sweetheart, Leyla, and couple has daughter, Jaya...born Jan. 2, 1982 in Corpus Christi, Tex.

Rob Milanese, WR, Pennsylvania...5-10, 185, (1)...signed with Chargers May 26, 2005...caught 13 passes for 265 yards and five touchdowns for Philadelphia Soul of Arena Football League in 2005...originally signed in NFL with New England Patriots as free agent May 2, 2003...waived by Patriots July 16, 2003...signed with New York Jets Jan. 6, 2004...waived by Jets April 26, 2004...finished career at Pennsylvania as school's all-time leader with 259 catches and 3,405 yards...caught at least one pass in all 39 career



games for Quakers...first-team All-Ivy League after school-record 85 catches and 1,112 yards in 2002...first player in school history to record 1,000-yard season...second-team All-Ivy League in 2000 and 2001...only third player in 125-year school history to eclipse 2,000 career yards...ranked fifth in NCAA Division I-AA in 2000 with 76 catches...honorable mention all-league as freshman in 1999...played at Pennsylvania from 1999-2002...earned degree in economics...all-state and all-county at Ramapo High School in Franklin Lakes, New Jersey...competed on league championship track team...during summer months in college trained with Tampa Bay quarterback Chris Simms...born Feb. 25, 1980 in Ridgewood, N.J.

Craig Ochs, QB, Montana...6-2, 211, (R)...signed with Chargers May 4, 2005...first-team All-Big Sky in 2004 and finalist for Walter Payton Award as NCAA Division I-AA Offensive Player of Year...as team captain led Montana to National Championship game in 2004 after passing for 3,807 yards and 33 touchdowns on 309 of 450 passing (.687) with only eight interceptions...went 94 of 129 (.729) for 1,066 yards with 12 touchdowns against only two interceptions in four I-AA playoff games in '04...during regular season ranked fourth in passing efficiency and 14th nationally in total offense...3,807 yards during regular season was second-most in school history...selected as 2004 winner of Terry Dillon Award as team's Most Valuable Player...chosen to play in inaugural 2005 Las Vegas All-Star Classic...academic all-conference choice with 3.77 grade-point average...honorable mention all-conference on field in 2003...played at Montana during 2003-04 seasons and completed 430 of 654 (.657) for 5,419 yards with 42 touchdowns and 16 interceptions...transferred to Montana from Colorado in 2002...spent 2000-01 seasons with Buffaloes...set several freshman passing records at Colorado and earned honorable mention All-Big 12 accolades as true freshman in 2000...completed 244 of 411 (.594) for 2,998 yards with 14 touchdowns in two seasons at Colorado...earned degree in history and began work toward degree in political science...USA Today, Parade Magazine, PrepStar and SuperPrep All-America at Fairview High School in Boulder, Colorado...first-team all-state by *Denver Post* and *Rocky Mountain News*...Offensive Player of Year by *Denver Post*...also selected all-league and all-county as junior and senior...honor roll student with 3.7 GPA...sister Jessica was All-America skier at Colorado and member of Buffaloes 1995 National Championship ski team...cousins Dirk and Travis played college football at Kansas State...married, Jessica...born Aug. 20, 1981 in Colorado Springs, Colo.

Ray Perkins, RB, SE Louisiana...5-10, 205, (R)...signed with Chargers April 29, 2005...school's leading rusher as junior and senior...rushed for 1,148 yards in 2004, second-highest in school history...began collegiate career at Vanderbilt and rushed for 425 yards as true freshman in 2000...transferred to SE Missouri State for 2001 season and SE Louisiana for 2003-04 seasons...redshirted in 2002...rushed for 1,854 yards and 15 touchdowns on 334 carries in two seasons at SE Louisiana...majored in criminal justice...all-state

Continued next page

Undrafted Rookies & Additional First-Year Players, *continued*

and all-county at Dillard High School in Fort Lauderdale, Florida...born Nov. 6, 1982 in Nuernberg, Germany.

Jonathan Pollard, LB, Oregon State...6-1, 247, (R)...signed with Chargers May 4, 2005...honorable mention All-Pac-10 and team co-captain as senior at Oregon State...invited to play in 2005 Hula Bowl...finished career in Corvallis with 122 tackles, 16.5 tackles for loss and three sacks...redshirted in 2000...played at Oregon State from 2000-04...majored in speech communication...all-region by *SuperPrep* at Las Vegas High School in Las Vegas, Nevada...played basketball and won state title in shot put as junior...born Nov. 19, 1981 in Las Vegas.

Derreck Robinson, DE, Iowa...6-4, 289, (R)...signed with Chargers April 29, 2005...recipient of Hawkeye Coaches Appreciation Award for defense in 2004...finished career with 76 tackles, 15.5 tackles for loss and four sacks...redshirted in 2000...played at Iowa from 2000-04...earned degree in cinema art...all-state and all-metro at DeLaSalle High School in Minneapolis, Minnesota...team captain, defensive MVP and conference's best defensive lineman as senior on state championship team in 1999...competed in basketball, golf and track...played on state hoops championship team as junior...honor roll student...born March 3, 1982 in Minneapolis.

Isaiah Ross, C, Nevada...6-3, 315, (1)...started 10 games at guard for Frankfurt Galaxy of NFL Europe in 2005...originally signed by Chargers April 27, 2004 and waived June 21, 2004...re-signed Jan. 5, 2005 and allocated to **GALEKY FRANKFURT, NFL Europe**...played guard 2001-03 seasons at Nevada after beginning career as defensive tackle...recorded 21 tackles and four tackles for loss as freshman in 2000...redshirted in 1999...played at Nevada from 1999-2003...earned degree in communications and marketing...two-time first-team All-Delta League and most outstanding lineman at Laguna Creek High School in Elk Grove, California...field MVP and outstanding field athlete as member of school's track and field team...enjoys weightlifting, playing basketball and watching movies...born Nov. 6, 1981 in Sacramento.

Matthew Tant, FB, Vanderbilt...5-10, 231, (R)...signed with Chargers May 3, 2005...entered NFL Draft following junior season at Vanderbilt...Southeastern Conference Academic Honor Roll student in 2003...three-year starter finished career with 141 carries for 576 yards and five touchdowns...caught 29 passes for 350 yards and four scores...redshirted in 2001...played for Commodores from 2001-04...earned degree in human and organizational development...first-team all-state, all-region, all-conference and all-midstate by *Nashville Tennessean* as senior at Harpeth High School in Kingston Springs, Tennessee...also named 2A Back of Year...was one of 70 players from across nation invited to play in 2000 National High School All-Star Game in Dallas, Texas...2A Athlete of Year, all-state, all-region and all-midstate as junior...

brother Jason was reserve offensive lineman at Vanderbilt...enjoys fishing, hunting and golf...during college worked as personal trainer over summer months...born March 14, 1983 in Nashville.


Landon Trusty, TE, Central Arkansas...6-7, 260, (1)...signed with Chargers May 20, 2005...spent four weeks on Dallas' practice squad in 2004...originally signed with Cowboys June 8, 2004...waived Sept. 5, and signed to practice squad Sept. 7...waived Sept. 8...re-signed Sept. 22 and waived Oct. 5...re-signed Oct. 13 and waived Oct. 26...re-signed Dec. 28...waived May 3, 2005...two-time Academic All-America and All-South Region at Central Arkansas...school's only two-time winner of Male Student Athlete of Year Award...finished career with 78 catches for 1,062 yards and 20 touchdowns...played at Central Arkansas from 2000-04...two classes shy of degree in finance...four-year starter at quarterback at Lakeside High School in Hot Springs, Arkansas...started on school's basketball team and named MVP of Arkansas High School All-Star basketball game...married, Erica...couple has daughter, Madison...born Oct. 9, 1981 in Springdale, Ark.

Richard Yancy, S, Cedar Hill High School...6-0, 195, (1)...joined Chargers June 14, 2005 through NFL International Development Practice Squad program...will remain on Chargers' practice squad throughout 2005 NFL season...spent 2004 season with San Francisco in same program...six-year veteran of NFL Europe...played for Berlin Thunder from 2000-01 and Rhein Fire from 2002-05...tied as team's third-leading tackler with 42 stops in 2005...named to All-NFL Europe Team in 2004...played in three consecutive World Bowls from 2001-03...won World Bowl championship ring with Berlin in 2001...named NFLE National Player of Week three times during career...in 1996 attended Trenton High School in Trenton, New Jersey and Cedar Hill High School in Cedar Hill, Texas...played for Berlin Adler in German Football League first division in 1997...represented Team Europe in 1998 and 1999 Global Junior Championships and German National Team in 2000...son of Russian mother and Liberian father...has worked as fitness coach...born Jan. 31, 1979 in Berlin, Germany.



Danny Young, TE-LS, North Carolina State...6-5, 265, (1)...signed with Chargers Jan. 4 and allocated to NFL Europe...played in all 10 games as long snapper for Rhein Fire during 2005 NFL season...co-winner of North Carolina State's Most Valuable Specialist Award as junior in 2002...co-winner of Bo Rein Award in 2000 for player who gives vital contribution to team in unsung role...co-Special Teams MVP of Tangerine Bowl...played at N.C. State from 2000-03...earned degree in parks, recreation and tourism...first-team All-Eastern League at Scripps Ranch High School in San Diego...school's Most Valuable Receiver in 1999...named to *San Diego Union Tribune's* All-Academic Team as senior...lettered in basketball and track...born Jan. 13, 1982 in San Francisco.

ROSTERS



**Linebacker
Steve Foley
led the Chargers
with a career-high
10 sacks in 2004.**

VETERANS & RETURNING PLAYERS

No.	Name	Pos.	Ht.	Wt.	DOB	Exp.	College	High School	Hometown
96	Ball, Dave	DE	6-5	277	1/4/81	2	UCLA	Dixon	Dixon, Calif.
97	Bingham, Ryon	DT	6-3	303	6/6/81	2	Nebraska	Alta	Sandy, Utah
50	Binn, David	LS	6-3	223	2/6/72	12	California	San Mateo	San Mateo, Calif.
65	Brandt, David	C	6-4	311	9/25/77	4	Michigan	Jenison	Jenison, Mich.
9	Brees, Drew	QB	6-0	209	1/15/79	5	Purdue	Westlake	Austin, Tex.
49	Brewer, Sean	TE	6-4	255	10/5/77	4	San Jose State	Poly	Riverside, Calif.
45	Butler, Robb	S	6-0	207	9/14/81	1	Robert Morris	Perry	Pittsburgh, Pa.
82	Caldwell, Reche	WR	6-0	215	3/28/79	4	Florida	Jefferson	Tampa, Fla.
74	Cesaire, Jacques	DE	6-2	295	8/30/80	3	So. Connecticut St.	Gardner	Gardner, Mass.
24	Chatman, Jesse	RB	5-8	247	9/22/79	4	Eastern Washington	Franklin	Seattle, Wash.
54	Cooper, Stephen	LB	6-1	235	6/19/79	3	Maine	Wareham	Wareham, Mass.
26	Cox, Jonathan	CB	5-10	185	2/16/82	1	Georgia Tech	De La Salle	Chicago, Ill.
22	Davis, Sammy	CB	6-0	195	4/8/80	3	Texas A&M	Humble	Humble, Tex.
68	Dielman, Kris	G	6-4	310	2/3/81	3	Indiana	Troy	Troy, Ohio
90	Dingle, Adrian	DE	6-3	296	6/25/77	7	Clemson	Roberts	Holly Hill, S.C.
59	Edwards, Donnie	LB	6-2	227	4/6/73	10	UCLA	Chula Vista	Chula Vista, Calif.
25	Fletcher, Jamar	CB	5-10	186	8/28/79	5	Wisconsin	Hazelwood East	St. Louis, Mo.
29	Florence, Drayton	CB	6-0	195	12/19/80	3	Tuskegee	Vanguard	Ocala, Fla.
13	Floyd, Malcolm	WR	6-5	201	9/8/81	1	Wyoming	River City	Sacramento, Calif.
53	Foley, Steve	LB	6-4	265	9/11/75	8	Louisiana-Monroe	Hall	Little Rock, Ark.
77	Fonoti, Toniui	G	6-4	350	11/26/81	4	Nebraska	Kahuku	Hauula, Hawaii
28	Galloway, Ahmad	RB	5-11	223	3/10/80	2	Alabama	Millington	Millington, Tenn.
85	Gates, Antonio	TE	6-4	260	6/18/80	3	Kent State	Central	Detroit, Mich.
58	Godfrey, Randall	LB	6-2	245	4/6/73	10	Georgia	Lowndes County	Valdosta, Ga.
79	Goff, Mike	G	6-5	311	1/6/76	8	Iowa	LaSalle-Peru Township	Peru, Ill.
62	Hallen, Bob	C-G	6-3	295	3/9/75	8	Kent State	Mentor	Mentor, Ohio
61	Hardwick, Nick	C	6-4	295	9/2/81	2	Purdue	Lawrence North	Indianapolis, Ind.
42	Hart, Clinton	S	6-0	205	7/20/77	3	Central Florida CC	Sumter South	Bushnell, Fla.
47	Hodges, Howard	LB	6-2	255	5/29/81	1	Iowa	Copperas Cove	Copperas Cove, Tex.
23	Jammer, Quentin	CB	6-0	204	6/19/79	4	Texas	Angleton	Angleton, Tex.

75	Jordan, Leander	T	6-4	320	9/15/77	6	Indiana (Pa.)	Brashear	Pittsburgh, Pa.
66	Joseph, Carlos	T	6-6	342	7/14/80	1	Miami	Edison	Miami, Fla.
27	Jue, Bhawoh	S	6-0	200	5/24/79	5	Penn State	Chantilly	Chantilly, Va.
10	Kaeding, Nate	K	6-0	187	3/26/82	2	Iowa	West	Coralville, Iowa
48	Kiel, Terrence	SS	5-11	207	11/24/80	3	Texas A&M	Lufkin	Lufkin, Tex.
89	Krause, Ryan	TE	6-3	256	6/16/81	2	Nebraska-Omaha	Millard South	Omaha, Neb.
51	Leber, Ben	LB	6-3	244	12/7/78	4	Kansas State	Vermillion	Vermillion, S.D.
12	Lemon, Cleo	QB	6-2	215	8/16/79	2	Arkansas State	Greenwood	Greenwood, Miss.
87	McCardell, Keenan	WR	6-1	191	1/6/70	14	UNLV	Waltrip	Houston, Tex.
31	Milligan, Hanik	S	6-3	200	11/3/79	3	Houston	Coconut Creek	Coconut Creek, Fla.
18	Morris, Carl	WR	6-3	213	3/3/81	1	Harvard	Episcopal	Alexandria, Va.
30	Murray, Calvin	RB	5-10	198	4/19/81	1	Miami (Ohio)	Bishop Watterson	Dublin, Ohio
41	Neal, Lorenzo	FB	5-11	255	12/27/70	13	Fresno State	Lemoore	Hanford, Calif.
72	Oben, Roman	T	6-4	305	10/9/72	10	Louisville	Gonzaga	Washington D.C.
70	Olivera, Shane	T	6-4	312	10/7/81	2	Ohio State	Lawrence	Long Beach, N.Y.
99	Olishansky, Igor	DE	6-6	309	5/3/82	2	Oregon	St. Ignatius	San Francisco, Calif.
81	Osgood, Kassim	WR	6-5	220	5/20/80	3	San Diego State	North Salinas	Salinas, Calif.
88	Parker, Eric	WR	6-0	180	4/14/79	4	Tennessee	Joliet Township	Shorewood, Ill.
84	Peelle, Justin	TE	6-4	255	3/15/79	4	Oregon	Dublin	Dublin, Calif.
95	Phillips, Shaun	LB	6-3	262	5/13/81	2	Purdue	Willingboro	Willingboro, N.J.
34	Pinnock, Andrew	FB	5-10	250	3/12/80	3	South Carolina	Bloomfield	Bloomfield, Conn.
52	Polk, Carlos	LB	6-2	262	2/22/77	5	Nebraska	Gulford	Rockford, Ill.
94	Pollard, Robert	DE	6-2	278	6/28/81	1	Texas Christian	Westbrook	Beaumont, Tex.
80	Quinnie, Willie	WR	6-2	180	10/3/80	1	Alabama-Birmingham	Theodore	Theodore, Ala.
17	Rivers, Philip	QB	6-5	228	12/8/81	2	North Carolina State	Athens	Athens, Ala.
5	Scifres, Mike	P	6-2	236	10/8/80	3	Western Illinois	Destrehan	Destrehan, La.
78	Scott, DeQuincy	DE	6-1	260	3/5/78	4	Southern Mississippi	East St. John	LaPlace, La.
21	Tomlinson, LaDainian	RB	5-10	221	6/23/79	5	Texas Christian	University	Waco, Tex.
33	Turner, Michael	RB	5-10	237	2/13/82	2	Northern Illinois	North Chicago	Chicago, Ill.
71	VanBuren, Courtney	T	6-6	350	2/22/80	3	Arkansas-Pine Bluff	Ladue	St. Louis, Mo.
56	Wilhelm, Matt	LB	6-2	254	2/2/81	3	Ohio State	Eirya Catholic	Eirya, Ohio
76	Williams, Jamal	DT	6-3	348	4/28/76	8	Oklahoma State	Arch Bishop Carroll	Washington, D.C.
20	Wilson, Jerry	FS	5-11	190	7/17/73	10	Southern	LaGrange	Lake Charles, La.


Rosters

DRAFT PICKS, UNRAFTED ROOKIES & ADDITIONAL FIRST-YEAR PLAYERS

No.	Name	Pos.	Ht.	Wt.	DOB	Exp.	College	High School	Hometown
47	Archer, Phil	LB	6-2	245	4/22/81	1	Western Illinois	Cretin-Derim Hall	St. Paul, Minn.
67	Britt, Wesley	T	6-8	314	11/21/81	R	Alabama	Cullman	Cullman, Ala.
67	Cage, Jermelle	DE	6-1	284	6/1/81	R	Louisiana Tech	Lutcher	New Orleans, La.
4	Camarrillo, Greg	WR	6-1	190	4/18/82	R	Stanford	Atherton	Menlo Park, Calif.
93	Castillo, Luis	DT-DE	6-3	303	8/4/83	R	Northwestern	Garfield	Garfield, N.J.
36	Curry, Markus	CB	5-11	181	4/7/81	R	Michigan	Bishop Gallagher	Detroit, Mich.
73	Duckett, Adell	DE	6-3	270	10/7/81	R	Texas Tech	Mineral Wells	Mineral Wells, Tex.
37	Elmimian, Abraham	CB	5-9	193	3/2/82	R	Hawaii	Crenshaw	Los Angeles, Calif.
57	Farmer, Robby	LB	6-2	240	12/18/81	R	Troy	Hayden	Hayden, Ala.
38	Franklin, Gabe	CB	5-10	188	6/28/82	R	Boise State	Bishop O'Dowd	Hayward, Calif.
92	Fuga, Lui	DT	6-1	300	1/25/80	R	Hawaii	Waipahu	Oahu, Hawaii
49	Harris, Marques	LB	6-1	231	9/20/81	R	Southern Utah State	Grand Junction	Grand Junction, Colo.
83	Jackson, Vincent	WR	6-5	241	1/14/83	R	Northern Colorado	Widefield	Colorado Springs, Colo.
73	Johnson, Chase	C	6-2	295	12/12/81	R	Texas Christian	Northwest	Shawnee Mission, Kan.
39	Leach, Jason	FS	5-11	203	7/21/82	R	Southern California	Bishop Amat	La Puente, Calif.
64	Lekkerkerker, Cory	T	6-7	323	7/25/81	R	California-Davis	Damien	Chino, Calif.
3	Martin, Ruveil	WR	6-5	220	8/10/2	1	Saginaw Valley State	Muskegon Catholic Central	Muskegon, Mich.
86	McCarthy, Cody	TE	6-4	263	1/2/82	R	Texas Christian	Bishop	Bishop, Tex.
91	Merriman, Shawne	LB	6-4	272	5/25/84	R	Maryland	Frederick Douglass	Upper Marlboro, Md.
6	Milanese, Rob	WR	5-10	185	2/25/80	R	Pennsylvania	Ramapo	Franklin Lakes, N.J.
63	Mruczkowski, Scott	C	6-5	318	4/5/82	1	Bowling Green	Benedictine	Garfield Heights, Ohio
7	Ochs, Craig	QB	6-2	211	8/20/81	R	Montana	Fairview	Boulder, Colo.
8	Perkins, Ray	RB	5-10	205	11/6/82	R	SE Louisiana	Dillard	Ft. Lauderdale, Fla.
40	Pollard, Jonathan	LB	6-1	247	11/19/81	R	Oregon State	Las Vegas	Las Vegas, Nev.
98	Robinson, Derreck	DE	6-4	289	3/3/82	R	Iowa	DeLaSalle	Minneapolis, Minn.
69	Ross, Isaiah	C	6-3	315	11/6/81	1	Nevada	Laguna Creek	Elk Grove, Calif.
60	Sims, Wes	G	6-4	317	4/8/81	R	Oklahoma	Weatherford	Weatherford, Okla.
43	Sproles, Darren	RB-KR	5-6	181	6/20/83	R	Kansas State	Olathe North	Olathe, Kan.
32	Tant, Matthew	FB	5-10	231	3/14/83	R	Vanderbilt	Harpeth	Pegram, Tenn.
46	Trusty, Landon	TE	6-7	260	10/9/81	1	Central Arkansas	Lakeside	Hot Springs, Ark.
15	Yancy, Richard*	S	6-0	195	1/31/79	1	None	Cedar Hill	Cedar Hill, Tex.
35	Young, Danny	TE-LS	6-5	265	1/13/82	1	North Carolina State	Scripps Ranch	San Diego, Calif.

*International Practice Player assigned to the Chargers through the NFL International Development Practice Squad program

2004 IN REVIEW



Nate Kaeding set a team rookie record and led all NFL rookies with 114 points.

Mike Nowak

2004 NFL FINAL STANDINGS

AMERICAN FOOTBALL CONFERENCE

	W	L	T	Pct.	PF	PA	Home	Away	AFC	NFC	Div.
WEST											
San Diego *	12	4	0	.750	446	313	7-1	5-3	9-3	3-1	5-1
Denver #	10	6	0	.625	381	304	6-2	4-4	7-5	3-1	3-3
Kansas City	7	9	0	.438	483	435	4-4	3-5	6-6	1-3	3-3
Oakland	5	11	0	.312	320	442	3-5	2-6	3-9	2-2	1-5
SOUTH											
Indianapolis *	12	4	0	.750	522	351	7-1	5-3	8-4	4-0	5-1
Jacksonville	9	7	0	.562	261	280	4-4	5-3	6-6	3-1	2-4
Houston	7	9	0	.438	309	339	3-5	4-4	6-6	1-3	4-2
Tennessee	5	11	0	.312	344	439	2-6	3-5	3-9	2-2	1-5
NORTH											
Pittsburgh *	15	1	0	.938	372	251	8-0	7-1	11-1	4-0	5-1
Baltimore	9	7	0	.562	317	268	6-2	3-5	6-6	3-1	3-3
Cincinnati	8	8	0	.500	374	372	5-3	3-5	4-8	4-0	2-4
Cleveland	4	12	0	.250	276	390	3-5	1-7	3-9	1-3	2-4
EAST											
New England *	14	2	0	.875	437	260	8-0	6-2	10-2	4-0	5-1
N.Y. Jets #	10	6	0	.625	333	261	6-2	4-4	7-5	3-1	3-3
Buffalo	9	7	0	.562	395	284	5-3	4-4	5-7	4-0	3-3
Miami	4	12	0	.250	275	354	3-5	1-7	2-10	2-2	1-5

NATIONAL FOOTBALL CONFERENCE

	W	L	T	Pct.	PF	PA	Home	Away	AFC	NFC	Div.
WEST											
Seattle *	9	7	0	.562	371	373	5-3	4-4	1-3	8-4	3-3
St. Louis #	8	8	0	.500	319	392	6-2	2-6	1-3	7-5	5-1
Arizona	6	10	0	.375	284	322	5-3	1-7	1-3	5-7	2-4
San Francisco	2	14	0	.125	259	452	1-7	1-7	0-4	2-10	2-4
SOUTH											
Atlanta *	11	5	0	.688	340	337	7-1	4-4	3-1	8-4	4-2
New Orleans	8	8	0	.500	348	405	3-5	5-3	2-2	6-6	3-3
Carolina	7	9	0	.438	355	339	3-5	4-4	1-3	6-6	3-3
Tampa Bay	5	11	0	.312	301	304	4-4	1-7	1-3	4-8	2-4
NORTH											
Green Bay *	10	6	0	.625	424	380	4-4	6-2	1-3	9-3	5-1
Minnesota #	8	8	0	.500	405	395	5-3	3-5	3-1	5-7	3-3
Detroit	6	10	0	.375	296	350	3-5	3-5	1-3	5-7	2-4
Chicago	5	11	0	.312	231	331	2-6	3-5	1-3	4-8	2-4
EAST											
Philadelphia *	13	3	0	.812	386	260	7-1	6-2	2-2	11-1	6-0
N.Y. Giants	6	10	0	.375	303	347	3-5	3-5	1-3	5-7	3-3
Dallas	6	10	0	.375	293	405	4-4	2-6	1-3	5-7	2-4
Washington	6	10	0	.375	240	265	3-5	3-5	0-4	6-6	1-5

* Division Champion
Wild Card team

NATIONAL FOOTBALL LEAGUE POSTSEASON

AFC Wild Card Round
New York Jets 20, SAN DIEGO 17 (OT)
INDIANAPOLIS 49, Denver 24

AFC Divisional Playoffs
PITTSBURGH 20, New York Jets 17 (OT)
NEW ENGLAND 20, Indianapolis 3

AFC Championship Game
New England 41, PITTSBURGH 27

**Super Bowl XXXIX, ALLTEL Stadium,
Jacksonville, Florida (February 6, 2005)**
New England 24, PHILADELPHIA 21

NFC Wild Card Round
St. Louis 27, SEATTLE 20
Minnesota 31, GREEN BAY 17

NFC Divisional Playoffs
ATLANTA 47, St. Louis 17
PHILADELPHIA 27, Minnesota 14

NFC Championship Game
PHILADELPHIA 27, Atlanta 10

**Pro Bowl, Aloha Stadium
Honolulu, Hawaii (February 13, 2005)**
AFC 38, NFC 27

Home team in CAPS

2004 REGULAR SEASON STATISTICS

(12-4 Overall) First-Place in the AFC West

Date	W/L	Score	Opponent	Att.
09/12	W	27-20	@ Houston	70,255
09/19	L	28-34	New York Jets	57,310
09/26	L	13-23	@ Denver	74,533
10/03	W	38-17	Tennessee	54,006
10/10	W	34-21	Jacksonville	52,101
10/17	L	20-21	@ Atlanta	70,187
10/24	W	17-6	@ Carolina	73,096
10/31	W	42-14	Oakland †	66,210
11/07	W	43-17	@ New Orleans	59,662
11/21	W	23-17	@ Oakland	46,905
11/28	W	34-31	@ Kansas City	77,447
12/05	W	20-17	Denver †	65,395
12/12	W	31-24	Tampa Bay †	65,858
12/19	W	21-0	@ Cleveland	72,489
12/26	L	31-34 OT	@ Indianapolis	57,330
01/02	W	24-17	Kansas City †	64,920

† Local Television Blackout Lifted

Team Statistics	Chargers	Opponents
TOTAL FIRST DOWNS	328	320
Rushing	131	79
Passing	160	200
Penalty	37	41
Third Down: Made/Att.	97/208	69/196
Third Down Pct.	.466	.352
Fourth Down: Made/Att.	5/8	13/24
Fourth Down Pct.	.625	.542
TIME OF POSSESSION	31:30	28:30
TOTAL NET YARDS	5542	5360
Avg. Per Game	346.4	335.0
Total Plays	996	991
Avg. Per Play	5.6	5.4
NET YARDS RUSHING	2185	1307
Avg. Per Game	136.6	81.7
Total Rushes	525	355
NET YARDS PASSING	3357	4053
Avg. Per Game	209.8	253.3
Sacked/Yards Lost	21/149	29/142
Gross Yards	3506	4195
Attempts/Completions	450/288	607/372
Completion Pct.	.640	.613
Had Intercepted	8	23
PUNTS/AVERAGE	69/43.1	64/42.4
NET PUNTING AVG.	69/38.4	64/37.0
PENALTIES/YARDS	108/875	109/940
FUMBLES/BALL LOST	27/10	19/10
TOUCHDOWNS	55	36
Rushing	24	15
Passing	29	19
Returns	2	2

Score by Quarters	Q1	Q2	Q3	Q4	OT	PTS.
Chargers	92	138	106	110	0	446
Opponents	37	97	52	125	3	313

Scoring	TD	RU	PA	RT	PAT	FG	S	PTS.
Kaeding	0	0	0	0	54/55	20/25	0	114
Tomlinson	18	17	1	0	0/0	0/0	0	108
Gates	13	0	13	0	0/0	0/0	0	78
Parker	4	0	4	0	0/0	0/0	0	24
Caldwell	3	0	3	0	0/0	0/0	0	18
Chatman	3	3	0	0	0/0	0/0	0	18
Brees	2	2	0	0	0/0	0/0	0	12
Dwight	2	0	1	1	0/0	0/0	0	12
Flutie	2	2	0	0	0/0	0/0	0	12
Osgood	2	0	2	0	0/0	0/0	0	12
Peelle	2	0	2	0	0/0	0/0	0	12
D. Edwards	1	0	1	0	0/0	0/0	0	6
Floyd	1	0	1	0	0/0	0/0	0	6
Krause	1	0	1	0	0/0	0/0	0	6
McCardell	1	0	1	0	0/0	0/0	0	6
Chargers	55	24	29	2	54/55	20/25	1	446
Opponents	36	15	19	2	33/34	20/27	0	313

2-Pt. Conversions: Chargers 0-0, Opponents 2-2

Sacks: Foley 10.0, Phillips 4.0, Williams 4.0, Godfrey 2.0, Leber 2.0, Scott 1.5, Dingle 1.0, D. Edwards 1.0, Fisk 1.0, Kiel 1.0, Olschansky 1.0, Cesaire 0.5, Chargers 29.0, Opponents 21.0

Rushing	No.	Yds.	Avg.	Long	TD
Tomlinson	339	1335	3.9	42	17
Chatman	65	392	6.0	52	3
Turner	20	104	5.2	30	0
Brees	53	85	1.6	22	2
Dwight	4	54	13.5	48	0
Neal	16	53	3.3	8	0
Parker	4	53	13.3	38	0
Caldwell	4	45	11.3	20	0
Flutie	5	39	7.8	20	2
Pinnock	9	26	2.9	11	0
McCardell	1	3	3.0	3	0
Shaw LG	1	1	1.0	1	0
Shaw TM	1	1	1.0	1	0
Rivers	1	-5	-1.2	-1	0
Chargers	525	2185	4.2	52	24
Opponents	355	1307	3.7	26	15

Receiving	No.	Yds.	Avg.	Long	TD
Gates	81	964	11.9	72†	13
Tomlinson	53	441	8.3	74†	1
Parker	-47	690	14.7	79†	4
McCardell	31	393	12.7	31	1
Caldwell	18	310	17.2	58†	3
Osgood	15	308	20.5	65	2
Neal	13	66	5.1	12	0
Peelle	10	84	8.4	17†	2
Krause	6	81	16.2	29	1
Shaw LG	5	59	11.8	20	0
Shaw TM	0	0	—	0	0
Turner	4	8	2.0	7	0
Floyd	3	49	16.3	27	1
Pinnock	3	26	8.7	14	0
Dwight	2	31	15.5	23†	1
Chatman	2	17	8.5	17	0
Brees	1	38	38.0	38	0
Oben	0	0	—	0	0
Chargers	288	3506	12.2	79†	29
Opponents	372	4195	11.3	50	19

Interceptions	No.	Yds.	Avg.	Long	TD
D. Edwards	5	49	9.8	30†	1
Florence	4	54	13.5	40	0
Wilson	3	12	4.0	12	0
Kiel	2	31	15.5	31	0
Foley	2	4	2.0	4	0
Hart LG	1	13	13.0	13	0
Hart TM	1	13	13.0	13	0
Jammer	1	12	12.0	12	0
Davis	1	4	4.0	4	0
Dingle	1	1	1.0	1	0
Fletcher	1	0	0.0	0	0
Phillips	1	0	0.0	0	0
Wilhelm	1	0	0.0	0	0
Chargers	23	180	7.8	40	1
Opponents	8	66	8.3	25	0

Punting	No.	Yds.	Avg.	Net	TB	I-20	Lg.	B
Chargers	69	2974	43.1	38.4	8	29	60	0
Opponents	64	2974	43.1	38.4	8	29	60	0
	69	2713	42.4	37.0	5	13	59	0

Punt Returns	Ret.	FC	Yds.	Avg.	Lg.	TD
Parker	27	10	237	8.8	32	0
Dwight	1	5	6	6.0	6	0
Florence	1	0	0	0.0	0	0
Chargers	29	15	243	8.4	32	0
Opponents	23	23	164	7.1	38	0

Kickoff Returns	Ret.	Yds.	Avg.	Long	TD
Dwight	50	1222	24.4	87†	1
Chatman	4	89	22.3	35	0
Welker TM	4	102	25.5	33	0
Butler	2	35	17.5	24	0
Neal	1	12	12.0	12	0
Turner	1	18	18.0	18	0
D. Edwards	0	0	—	—	0
Chargers	62	1478	23.8	87†	1
Opponents	83	1846	22.2	96†	2

Field Goals	1-19	20-29	30-39	40-49	50+
Kaeding	1/1	9/11	2/2	5/6	3/5
Chargers	1/1	9/11	2/2	5/6	3/5
Opponents	0/0	11/11	6/9	2/6	1/1
Kaeding (48G, 29G) () (23G, 51G) (31G) (21G, 28G) (53G, 28G) (29N, 44G) () (40G, 27G) (42N, 19G) (29N, 52N, 25G, 43G) (29G, 23G) (51N, 40G) () (50G) (34G)					

Passing	Att.	Comp.	Yds.	Comp.%	Yds./Att.	TD	TD%	Int.	Int.%	Long	Sack/Lost	Rating
Brees	400	262	3159	.655	7.90	27	.068	7	.018	79†	18/131	104.8
Flutie	38	20	276	.526	7.26	1	.026	0	.000	29	1/7	85.0
Rivers	8	5	33	.625	4.13	1	.125	0	.000	13	1/10	110.9
Tomlinson	2	1	38	.500	19.00	0	0.000	0	.000	38	1/1	95.8
McCardell	1	0	0	.000	0.00	0	0.000	0	.000	0	0/0	39.6
Scifres	1	0	0	.000	0.00	0	0.000	1	1.000	0	0/0	0.0
Chargers	450	288	3506	.640	7.79	29	.064	8	.018	79†	21/149	102.0
Opponents	607	372	4195	.613	6.91	19	.031	23	.038	50	29/142	76.6

2004 POSTSEASON STATISTICS

(0-1 Overall)

Date	W/L	Score	Opponent	Att.
01/08	L	17-20 OT	New York Jets †	67,536

† Local Television Blackout Littered

Team Statistics	Chargers	Opponents
TOTAL FIRST DOWNS	24	20
Rushing	11	3
Passing	11	14
Penalty	2	3
Third Down: Made/Att.	6/15	5/13
Third Down Pct.	.400	.385
Fourth Down: Made/Att.	0/0	0/0
Fourth Down Pct.	.000	.000
TIME OF POSSESSION	39:16	35:39
TOTAL NET YARDS	408	396
Avg. Per Game	408.0	396.0
Total Plays	77	63
Avg. Per Play	5.3	6.3
NET YARDS RUSHING	100	126
Avg. Per Game	100.0	126.0
Total Rushes	33	28
NET YARDS PASSING	308	270
Avg. Per Game	308.0	270.0
Sacked/Yards Lost	2/11	2/9
Gross Yards	319	279
Attempts/Completions	42/31	33/23
Completion Pct.	.738	.697
Had Intercepted	1	0
PUNTS/AVERAGE	5/36.4	5/39.8
NET PUNTING AVG.	5/36.4	5/33.6
PENALTIES/YARDS	9/75	8/49
FUMBLES/BALL LOST	1/0	0/0
TOUCHDOWNS	2	2
Rushing	0	0
Passing	2	2
Returns	0	0

Score by Quarters	Q1	Q2	Q3	Q4	OT	PTS.
Chargers	0	7	0	10	0	17
Opponents	0	7	10	0	3	20

Scoring	TD	RU	PA	RT	PAT	FG	S	PTS.
Gates	1	0	1	0	0/0	0/0	0	6
McCardell	1	0	1	0	0/0	0/0	0	6
Kaeding	0	0	0	0	2/2	1/2	0	5
Chargers	2	0	2	0	2/2	1/2	0	17
Opponents	2	0	2	0	2/2	2/3	0	20

2-Pt. Conversions: Chargers 0-0, Opponents 0-0

Sacks: Foley 1.5, Phillips 0.5, **Chargers 2.0**, Opponents 2.0

Passing	Att.	Comp.	Yds.	Comp.%	Yds./Att.
Brees	42	31	319	.738	7.60
Chargers	42	31	319	.738	7.60
Opponents	33	23	279	.697	8.45

Rushing	No.	Yds.	Avg.	Long	TD
Tomlinson	26	80	3.1	12	0
Brees	5	17	3.4	7	0
Neal	1	3	3.0	3	0
Parker	1	0	0.0	0	0
Chargers	33	100	3.0	12	0
Opponents	28	126	4.5	19	0

Receiving	No.	Yds.	Avg.	Long	TD
Parker	9	93	10.3	16	0
Tomlinson	9	53	5.9	10	0
Gates	6	89	14.8	44	1
McCardell	4	50	12.5	26	1
Peelle	3	34	11.3	20	0
Chargers	31	319	10.3	44	2
Opponents	23	279	12.1	47	2

Interceptions	No.	Yds.	Avg.	Long	TD
Chargers	0	0	---	---	0
Opponents	1	22	22.0	22	0

Punting	No.	Yds.	Avg.	Net	TB	I-20	Lg.	B
Scifres	5	182	36.4	36.4	0	1	42	0
Chargers	5	182	36.4	36.4	0	1	42	0
Opponents	5	199	39.8	33.6	1	2	47	0

Punt Returns	Ret.	FC	Yds.	Avg.	Lg.	TD
Parker	2	2	11	5.5	14	0
Chargers	2	2	11	5.5	14	0
Opponents	0	3	0	---	---	0

Kickoff Returns	Ret.	Yds.	Avg.	Long	TD
Dwight	5	85	17.0	25	0
Chargers	5	85	17.0	25	0
Opponents	3	66	22.0	25	0

Field Goals	1-19	20-29	30-39	40-49	50+
Kaeding	0/0	0/0	1/1	0/1	0/0
Chargers	0/0	0/0	1/1	0/1	0/0
Opponents	0/0	1/1	0/1	1/1	0/0

Kaeding (35G, 40N)

Defensive Tackles (solo-ast-total-pd-ff-fr): Edwards 11-4-15-0-0-0, Godfrey 9-1-10-0-0-0, Leber 5-2-7-0-0-0, Hart 5-1-6-0-0-0, Foley 4-2-6-0-0-0, Jammer 4-0-4-1-0-0, Florence 3-0-3-1-0-0, Williams 2-0-2-0-0-0, Wilson 1-1-2-1-0-0, Kiel 1-1-2-0-0-0, Cesaire 1-1-2-0-0-0, Scott 1-1-2-0-0-0, Fletcher 1-0-1-0-0-0, Cooper 0-1-1-0-0-0, Phillips 0-1-1-0-0-0, Olshansky 0-1-1-0-0-0, Dingle 0-1-1-0-0-0

Special Teams Tackles (solo-ast-total): Cooper 2-0-2, Phillips 1-0-1, Milligan 0-1-1





2004 REGULAR SEASON DEFENSIVE STATS

Pos.	Name	Solo	Assists	Total	Sacks-Yards	Int.-Yards	PD	FF	FR	TFL
LB	Donnie Edwards	105	46	151	1-2	5-49	14	3	0	4
SS	Terrence Kiel	71	25	96	1-3	2-31	10	0	1	2
LB	Randall Godfrey	68	19	87	2-14	0-0	3	3	1	8
FS	Jerry Wilson	52	23	75	0-0	3-12	4	1	0	2
LB	Steve Foley	48	17	65	10-45.5	2-4	12	5	2	4
CB	Quentin Jammer	53	9	62	0-0	1-12	10	0	0	1
LB	Ben Leber	47	11	58	2-17	0-0	1	0	1	3
DE	Igor Olshansky	24	15	39	1-5	0-0	2	0	0	4
CB	Sammy Davis	32	6	38	0-0	1-4	10	0	0	0
LB	Stephen Cooper	25	8	33	0-0	0-0	2	0	1	1
CB	Drayton Florence	28	4	32	0-0	4-54	8	0	0	2
DT	Jamal Williams	25	7	32	4-16	0-0	4	0	0	1
DT	Jason Fisk	19	11	30	1-7	0-0	2	0	0	1
CB	Jamar Fletcher	24	3	27	0-0	1-0	5	0	1	0
DT	Jacques Cesaire	18	6	24	0.5-0	0-0	3	0	0	1
DE	DeQuincy Scott	14	5	19	1.5-6.5	0-0	2	0	0	5
LB	Shaun Phillips	14	4	18	4-23	1-0	3	0	2	0
S	Clinton Hart	5	4	9	0-0	1-13	2	0	0	1
LB	Zeke Moreno	6	2	8	0-0	0-0	0	0	0	1
DE	Adrian Dingle	3	3	6	1-3	1-1	1	0	0	1
LB	Matt Wilhelm	5	0	5	0-0	1-0	2	0	0	0
S	Robb Butler	3	1	4	0-0	0-0	0	0	0	0
S	Hanik Milligan	3	1	4	0-0	0-0	1	0	0	0
DE	Dave Ball	2	1	3	0-0	0-0	2	0	0	0
DT	Eric Downing	1	0	1	0-0	0-0	0	0	0	0
	TOTALS	695	231	926	29-142	23-180	103	12	9	42

2004 SPECIAL TEAMS STATISTICS

Pos.	Name	Tackles	Assists	Total	FF	FR	Blik. Punts/FGs/PATs
S	Clinton Hart	13	2	15	0	0	0
S	Hanik Milligan	13	2	15	0	0	0
WR	Kassim Osgood	13	0	13	0	0	0
CB	Jamar Fletcher	11	0	11	0	0	0
RB	Jesse Chatman	9	1	10	0	0	0
LB	Stephen Cooper	7	2	9	0	0	0
LB	Shaun Phillips	7	2	9	0	0	0
LB	Matt Wilhelm	5	3	8	0	0	0
TE	Justin Peelle	4	0	4	0	0	0
CB	Drayton Florence	3	1	4	0	0	0
LB	Zeke Moreno	3	1	4	0	0	0
CB	Jerrell Pippens	3	0	3	0	1	0
S	Robb Butler	0	3	3	0	0	0
WR	Tim Dwight	2	0	2	0	0	0
K	Nate Kaeding	2	0	2	0	0	0
FB	George Layne	2	0	2	0	0	0
LB	Ben Leber	2	0	2	0	0	0
RB	Michael Turner	2	0	2	0	0	0
LS	David Binn	1	0	1	0	0	0
SS	Terrence Kiel	1	0	1	0	0	0
LB	Carlos Polk	1	0	1	0	0	0
P	Mike Scifres	1	0	1	0	0	0
WR	Eric Parker	0	0	0	0	3	0
	TOTALS	105	17	122	0	4	0

2004 GAME-BY-GAME TEAM STATS

	@ Houston	New York Jets	@ Denver	Tennessee	Jacksonville	@ Atlanta	@ Carolina	Oakland	New Orleans	@ Oakland	@ Kansas City	Denver	Tampa Bay	@ Cleveland	@ Indianapolis	Kansas City	New York Jets #
First Downs																	
Total	17	21	16	16	18	18	19	33	28	26	25	14	18	16	22	21	24
Rush	4	9	7	9	8	6	6	9	10	11	10	9	7	12	6	8	11
Pass	10	10	8	7	10	11	10	18	14	11	13	4	8	2	12	12	11
Penalty	3	2	1	0	0	1	3	6	4	4	2	1	3	2	4	1	2
Third-Down Efficiency																	
Made	9	3	6	3	9	2	7	1	12	9	8	6	5	5	8	4	6
Att.	15	10	15	8	15	11	14	5	18	16	16	17	11	13	14	10	15
Pct.	60	30	40	38	60	18	50	20	67	56	50	35	45	38	57	40	40
Fourth-Down Efficiency																	
Made	0	2	0	0	0	1	0	1	1	0	0	0	0	0	0	0	0
Att.	0	2	0	0	0	2	0	1	1	0	0	0	0	1	0	1	0
Pct.	0	100	0	0	0	50	0	100	100	0	0	0	0	0	0	0	0
Total Offense																	
Net Yds.	324	327	214	393	386	318	302	448	402	402	498	208	336	257	374	353	408
Total Plays	57	61	64	45	62	63	60	64	73	79	69	64	55	57	61	62	77
Avg./Play	5.7	5.4	3.3	8.7	6.2	5.0	5.0	7.0	5.5	5.1	7.2	3.3	6.1	4.5	6.1	5.7	5.3
Rushing																	
Att.	32	25	30	24	35	31	27	38	35	44	31	35	30	50	29	29	33
Yds.	122	111	85	195	176	95	114	175	152	176	127	122	130	174	93	138	100
Passing																	
Net Yds.	202	216	129	198	210	223	188	273	250	226	371	86	206	83	281	215	308
Sacks	1	1	4	1	1	1	1	1	0	1	2	2	1	1	1	2	2
Yds. Lost	7	7	30	8	1	4	8	8	7	0	7	20	14	2	9	17	11
Gross Yds.	209	223	159	206	211	227	196	281	257	226	378	106	220	85	290	232	319
Att.	24	35	30	20	26	31	32	25	37	35	37	27	23	6	31	31	42
Comp.	17	15	15	16	17	23	21	22	22	18	28	14	17	4	21	18	31
Int.	0	2	0	0	0	1	0	0	0	0	0	1	2	0	1	1	1
Punting																	
No.	4	4	6	4	4	5	5	3	1	4	3	8	4	6	4	4	5
Avg.	39.0	39.3	49.2	44.0	41.5	43.4	35.0	48.7	31.0	43.3	45.0	46.5	46.8	38.8	49.8	39.0	36.4
Punt Returns																	
No.	1	4	3	3	0	0	3	4	2	1	1	1	2	1	2	1	2
Yds.	13	30	36	10	0	0	18	62	6	15	-1	19	10	0	26	-1	11
Kickoff Returns																	
No.	4	7	6	3	4	4	3	2	4	3	6	4	5	0	6	2	5
Yds.	102	209	156	61	93	103	80	71	77	64	135	88	82	0	122	35	85
Interception Returns																	
No.	2	0	0	0	2	1	1	2	1	0	1	4	3	1	1	4	0
Yds.	0	0	0	0	40	3	0	17	12	0	13	4	46	0	4	41	0
Penalties																	
No.	8	5	6	7	4	11	7	7	5	9	9	11	4	1	7	7	9
Yds.	60	44	61	41	44	69	83	46	32	80	60	94	40	8	63	50	75
Fumbles																	
No.	2	4	2	1	0	1	1	1	2	1	1	3	2	1	1	4	1
Lost	0	2	1	0	0	0	1	1	0	1	0	1	1	1	0	1	0
Scoring																	
Total TDs	3	4	1	5	4	2	2	6	5	3	4	2	4	3	4	3	2
Rush TDs	1	2	1	2	2	1	2	1	1	2	2	2	1	2	1	1	0
Pass TDs	2	1	0	3	2	1	0	5	4	1	2	0	2	1	3	2	2
Ret. TDs	0	1	0	0	0	0	0	0	0	0	0	0	1	0	0	0	0
PATs Made	3	4	1	5	4	2	2	6	5	2	4	2	4	3	4	3	2
PATs Att.	3	4	1	5	4	2	2	6	5	3	4	2	4	3	4	3	2
FGs Made	2	0	2	1	2	2	1	0	2	1	2	2	1	0	1	1	1
FGs Att.	2	0	2	1	2	2	2	0	2	2	4	2	2	0	1	1	2
Total Pts.	27	28	13	38	34	20	17	42	43	23	34	20	31	21	31	24	17
Time of Poss.	31:10	23:13	30:45	22:47	29:58	36:51	29:07	35:30	36:50	38:26	36:46	31:35	27:30	33:51	31:13	29:49	39:16

Wild Card Playoff game

2004 GAME-BY-GAME OPPONENTS STATS

	@ Houston	New York Jets	@ Denver	Tennessee	Jacksonville	@ Atlanta	@ Carolina	Oakland	New Orleans	@ Oakland	@ Kansas City	Denver	Tampa Bay	@ Cleveland	@ Indianapolis	Kansas City	New York Jets #
First Downs																	
Total	20	22	18	21	28	15	20	15	18	14	20	21	21	11	30	26	20
Rush	4	10	2	5	6	6	7	2	4	3	8	4	1	8	3	6	3
Pass	14	11	13	14	19	7	9	12	11	9	10	12	19	2	21	17	14
Penalty	2	1	3	2	3	2	4	1	3	2	2	5	1	1	6	3	3
Third-Down Efficiency																	
Made	5	4	2	4	7	2	5	4	5	3	3	4	7	2	5	7	5
Att.	9	12	11	17	14	8	14	11	10	10	10	14	16	14	13	13	13
Pct.	56	33	18	24	50	25	36	36	50	30	30	29	44	14	38	54	38
Fourth-Down Efficiency																	
Made	0	0	1	4	2	0	0	0	0	0	0	2	0	2	1	1	0
Att.	0	0	1	6	3	0	2	1	0	0	1	2	0	5	1	2	0
Pct.	0	0	100	67	67	0	0	0	0	0	0	100	0	40	100	50	0
Total Offense																	
Net Yds.	336	380	328	330	429	299	263	281	220	273	310	337	436	231	464	443	396
Total Plays	56	64	58	79	75	49	67	51	50	46	55	66	71	58	73	73	63
Avg./Play	6.0	5.9	5.7	4.2	5.7	6.1	3.9	5.5	4.4	5.9	5.6	5.1	6.1	4.0	6.4	6.1	6.3
Rushing																	
Att.	29	35	21	18	18	25	30	11	18	14	20	24	18	29	25	20	28
Yds.	110	122	37	72	80	93	116	22	55	53	110	74	63	126	104	70	126
Passing																	
Net Yds.	226	258	291	258	349	206	147	259	165	220	200	263	373	105	360	373	270
Sacks	2	0	1	3	3	3	1	1	3	1	1	2	3	1	4	0	2
Yds. Lost	3	0	3	21	8	12	8	4	8	7	8	15	19	3	23	0	9
Gross Yds.	229	258	294	279	357	218	155	263	173	227	208	278	392	108	383	373	279
Att.	25	29	36	58	54	21	36	39	29	31	34	40	50	28	44	53	33
Comp.	19	22	25	39	36	12	17	24	16	18	21	16	36	11	27	33	23
Int.	2	0	0	0	2	1	1	2	1	0	1	4	3	1	1	4	0
Punting																	
No.	2	5	4	6	3	5	4	5	2	6	3	5	5	5	2	2	5
Avg.	46.0	42.0	53.0	38.7	38.7	39.2	44.0	50.4	50.5	45.0	33.0	40.4	40.4	35.4	49.0	39.0	39.8
Punt Returns																	
No.	2	1	0	2	1	1	1	1	0	2	1	4	3	2	1	1	0
Yds.	25	2	0	0	1	17	0	18	0	9	1	33	5	45	7	1	0
Kickoff Returns																	
No.	6	5	4	6	7	4	4	5	7	5	6	4	5	4	7	5	3
Yds.	154	71	137	101	122	58	75	94	170	70	233	62	106	56	252	85	66
Interception Returns																	
No.	0	2	0	0	0	1	0	0	0	0	0	1	2	0	1	1	1
Yds.	0	1	0	0	0	2	0	0	0	0	0	21	0	0	17	25	22
Penalties																	
No.	6	4	3	4	5	4	8	10	10	8	5	8	12	7	10	5	8
Yds.	83	22	25	25	33	26	94	75	117	76	26	57	111	55	70	45	49
Fumbles																	
No.	2	1	2	2	1	1	0	1	2	1	1	0	2	0	3	0	0
Lost	2	0	1	0	1	1	0	1	1	1	1	0	1	0	0	0	0
Scoring																	
Total TDs	2	4	2	2	3	3	0	2	2	2	4	2	3	0	3	2	2
Rush TDs	2	2	0	0	2	1	0	1	1	0	3	2	0	0	0	1	0
Pass TDs	0	2	2	2	1	2	0	1	1	2	0	0	3	0	2	1	2
Ret. TDs	0	0	0	0	0	0	0	0	0	0	1	0	0	0	1	0	0
PATs Made	2	4	2	2	3	3	0	2	2	2	3	2	3	0	3	2	2
PATs Att.	2	4	2	2	3	3	0	2	2	2	4	2	3	0	3	2	2
FGs Made	2	2	3	1	0	0	2	0	1	1	1	1	1	0	4	1	2
FGs Att.	2	2	3	1	0	0	3	0	2	1	1	2	2	1	5	2	3
Total Pts.	20	34	23	17	21	21	6	14	17	17	31	17	24	0	34	17	20

Time of Poss. 28:50 36:47 29:15 37:13 30:02 23:09 30:53 24:30 23:10 21:34 23:14 28:25 32:30 26:09 31:34 30:11 35:39

Wild Card Playoff game

2004 GAME-BY-GAME DEFENSIVE STATISTICS

	9/12	9/19	9/26	10/3	10/10	10/17	10/24	10/31	11/7	11/21	11/28	12/5	12/12	12/19	12/26	1/2	1/8
	@ Hou	NYJ	@ Den	TEN	JAX	@ Atl	@ Car	OAK	NO	@ Oak	@ KC	DEN	TB	@ Cle	@ Ind	KC	NYJ #
	Total	Total	Total	Total	Total	Total	Total	Total	Total	Total	Total	Total	Total	Total	Total	Total	Total
	Sacks	Sacks	Sacks	Sacks	Sacks	Sacks	Sacks	Sacks	Sacks	Sacks	Sacks	Sacks	Sacks	Sacks	Sacks	Sacks	Sacks
	Assists	Assists	Assists	Assists	Assists	Assists	Assists	Assists	Assists	Assists	Assists	Assists	Assists	Assists	Assists	Assists	Assists
	Solo	Solo	Solo	Solo	Solo	Solo	Solo	Solo	Solo	Solo	Solo	Solo	Solo	Solo	Solo	Solo	Solo
Ball	—	—	—	—	0-1-1-0	—	—	—	—	—	—	—	1-0-1-0	—	—	—	—
Butler	—	2-0-2-0	—	—	—	—	—	—	—	—	—	—	1-0-1-0	—	—	—	—
Cesaire	—	1-0-1-0	—	1-2-3-5	1-2-3-0	1-0-1-0	3-1-4-0	—	—	1-0-1-0	1-0-1-0	2-0-2-0	2-0-2-0	2-1-3-0	3-0-3-0	—	1-1-2-0
Cooper	—	6-3-9-0	—	1-0-1-0	1-2-3-0	—	—	1-0-1-0	—	1-0-1-0	3-0-3-0	—	2-0-2-0	0-1-1-0	5-0-5-0	5-2-7-0	0-1-1-0
Davis	1-2-3-0	4-0-4-0	5-0-5-0	4-1-5-0	3-0-3-0	2-0-2-0	2-0-2-0	4-2-6-0	1-1-2-0	4-0-4-0	1-0-1-0	—	—	—	—	1-0-1-0	—
Dingle	0-2-2-0	—	—	—	—	—	—	—	1-0-1-1	—	—	0-1-1-0	1-0-1-0	1-0-1-0	—	—	0-1-1-0
Downing	—	—	—	—	1-0-1-0	—	—	—	—	—	—	—	—	—	—	—	—
Edwards	6-4-10-0	7-1-8-0	7-1-8-0	5-3-8-0	12-3-15-0	3-0-3-0	2-1-3-0	7-3-10-0	4-6-10-0	7-1-8-0	7-3-10-0	14-6-20-0	9-7-16-0	6-1-7-0	5-4-9-1	4-2-6-0	11-4-15-0
Fisk	—	1-1-2-0	—	2-0-2-0	1-1-2-0	—	2-1-3-0	3-0-3-0	2-1-3-0	—	—	1-1-2-0	2-1-3-1	1-1-2-0	1-1-2-0	3-3-6-0	—
Fletcher	—	—	1-0-1-0	1-0-1-0	3-0-3-0	—	2-0-2-0	0-1-1-0	3-1-4-0	1-0-1-0	1-0-1-0	1-0-1-0	2-0-2-0	—	2-0-2-0	7-0-7-0	1-0-1-0
Florence	2-0-2-0	—	—	1-1-2-0	3-0-3-0	—	1-1-2-0	—	1-1-2-0	—	2-0-2-0	3-0-3-0	5-1-6-0	2-1-3-0	7-0-7-0	2-0-2-0	3-0-3-0
Foley	4-2-6-0	3-2-5-0	4-0-4-0	5-2-7-1.5	5-0-5-1	5-1-6-2	1-2-3-0	2-0-2-0	2-2-4-1.5	3-1-4-0	1-1-2-0	—	3-2-5-1	5-0-5-0	5-1-6-3	0-1-1-0	4-2-6-1.5
Godfrey	2-4-6-0	2-0-2-0	6-1-7-0	9-0-9-0	5-1-6-0	4-0-4-0	4-2-6-0	4-2-6-0	4-4-8-0	3-1-4-0	5-0-5-1	5-1-6-1	4-2-6-0	7-1-8-0	4-0-4-0	—	9-1-10-0
Hart	—	—	—	1-0-1-0	0-2-2-0	—	—	—	2-1-3-0	—	—	—	1-0-1-0	—	—	1-1-2-0	5-1-6-0
Jammer	4-1-5-0	3-1-4-0	1-1-2-0	4-2-6-0	3-0-3-0	—	3-0-3-0	2-0-2-0	2-0-2-0	3-0-3-0	5-0-5-0	1-2-3-0	6-1-7-0	4-0-4-0	7-0-7-0	5-1-6-0	4-0-4-0
Kiel	7-3-10-1	2-1-3-0	4-1-5-0	5-0-5-0	5-3-8-0	3-0-3-0	8-1-9-0	1-2-3-0	7-3-10-0	2-3-5-0	4-0-4-0	5-0-5-0	10-4-14-0	4-2-6-0	2-1-3-0	2-1-3-0	1-1-2-0
Leber	2-0-2-0	3-4-7-0	5-0-5-0	4-3-7-0	1-1-2-0	3-0-3-0	4-1-5-0	3-0-3-0	1-1-2-0	2-0-2-1	3-0-3-0	1-0-1-0	3-0-3-1	—	4-0-4-0	8-1-9-0	5-2-7-0
Milligan	—	—	—	—	—	—	—	—	—	—	—	—	—	—	—	3-1-4-0	—
Moreno	2-0-2-0	1-0-1-0	—	—	1-0-1-0	2-0-2-0	—	0-1-1-0	0-1-1-0	—	—	—	—	—	—	—	—
Olshansky	2-2-4-0	3-1-4-0	1-0-1-0	2-1-3-0	2-0-2-0	2-0-2-1	5-2-7-0	—	3-1-4-0	—	1-0-1-0	0-5-5-0	0-1-1-0	0-2-2-0	2-0-2-0	1-0-1-0	0-1-1-0
Phillips	2-0-2-0	—	—	1-1-2-0	—	—	3-1-4-1	2-1-3-0	1-0-1-0	—	—	1-0-1-0	1-0-1-0	2-0-2-1	0-1-1-0	1-0-1-0	0-1-1-5
Scott	1-0-1-0	4-0-4-0	—	—	—	1-0-1-0	1-0-1-0	1-0-1-1	1-0-1-5	1-3-4-0	—	2-1-3-0	0-1-1-0	1-0-1-0	1-0-1-0	—	1-1-2-0
Wilhelm	—	—	—	—	—	—	—	—	—	—	—	—	—	—	—	5-0-5-0	—
Williams	1-0-1-0	3-0-3-0	3-1-4-1	—	2-0-2-2	4-0-4-0	1-1-2-0	1-1-2-0	—	1-0-1-0	2-0-2-0	2-1-3-1	1-2-3-0	2-1-3-0	2-0-2-0	—	2-0-2-0
Wilson	6-1-7-0	5-2-7-0	5-2-7-0	9-1-10-0	5-1-6-0	2-0-2-0	3-1-4-0	3-2-5-0	1-3-4-0	2-0-2-0	2-2-4-0	2-1-3-0	1-3-4-0	2-2-4-0	3-0-3-0	1-2-3-0	1-1-2-0

Wild Card Playoff game



2004 TAKEAWAY-GIVEAWAY RATIO

Date	Opponent	Takeaways			Pts.	Giveaways			Pts.	Net	W-L
		Int.	Fum.	Total	From	Int.	Fum.	Total	From		
09/12	@ Houston	2	2	4	14	0	0	0	0	+4	W
09/19	New York Jets	0	0	0	0	2	2	4	17	-4	L
09/26	@ Denver	0	1	1	7	0	1	1	3	0	L
10/03	Tennessee	0	0	0	0	0	0	0	0	0	W
10/10	Jacksonville	2	1	3	10	0	0	0	0	+3	W
10/17	@ Atlanta	1	1	2	7	1	0	1	0	+1	L
10/24	@ Carolina	1	0	1	0	0	1	1	3	0	W
10/31	Oakland	2	1	3	7	0	1	1	0	+2	W
11/07	New Orleans	1	1	2	10	0	0	0	0	+2	W
11/21	@ Oakland	0	1	1	3	0	1	1	0	0	W
11/28	@ Kansas City	1	1	2	3	0	0	0	0	+2	W
12/05	Denver	4	0	4	10	1	1	2	7	+2	W
12/12	Tampa Bay	3	1	4	10	2	1	3	7	+1	W
12/19	@ Cleveland	1	0	1	7	0	1	1	0	0	W
12/26	@ Indianapolis	1	0	1	7	1	0	1	0	0	L
01/02	Kansas City	4	0	4	14	1	1	2	3	+2	W
01/08	New York Jets #	0	0	0	0	1	0	1	0	-1	L
Totals		23	10	33	109	9	10	19	40	+14	12-5

Wild Card Playoff game

CHARGERS RECORD IN 2004 WHEN ...

At home	7-1	Opponent rushes for less than 100 yards . . .	8-2
On the road	5-3	+ Turnover ratio	8-1
Scoring first	10-1	- Turnover ratio	0-1
Opponent scores first	2-3	= Turnover ratio	4-2
Leading After 1Q	8-1	Team passes for 250+ yards	3-1
Trailing After 1Q	1-2	Team passes for less than 250 yards	9-3
Tied after 1Q	3-1	Opponent passes for 250+ yards	6-3
Leading at the half	9-2	Opponent passes for less than 250 yards . . .	6-1
Trailing at the half	3-2	Team scores 20+ points	11-3
Tied at the half	0-0	Team scores less than 20 points	1-1
Leading After 3Q	10-2	Opponent scores 20+ points	4-4
Trailing After 3Q	0-2	Opponent scores less than 20 points	8-0
Tied After 3Q	2-0	Outdoors	11-2
Team rushes for 100+ yards	12-1	Indoors	1-2
Team rushes for less than 100 yards	0-3	Natural grass	12-2
Opponent rushes for 100+ yards	4-2	Artificial playing surface	0-2



2004 STARTING LINEUPS

OFFENSE

	WR	LT	LG	C	RG	RT	TE	WR	QB	FB	RB
09/12 @ Hou	Caldwell	Oben	Fonoti	<u>Hardwick</u>	Goff	<u>Olivea</u>	Gates	Parker	Brees	Neal	Tomlinson
09/19 NYJ	Caldwell	Oben	Fonoti	<u>Hardwick</u>	Goff	<u>Olivea</u>	Gates	Parker	Brees	Osgood*	Tomlinson
09/26 @ Den	Caldwell	Oben	Fonoti	<u>Hardwick</u>	Goff	<u>Olivea</u>	Gates	Osgood	Brees	Neal	Tomlinson
10/03 TEN	Caldwell	Oben	Fonoti	<u>Hardwick</u>	Goff	<u>Olivea</u>	Gates	Parker	Brees	Neal	Tomlinson
10/10 JAX	Caldwell	Oben	Fonoti	Ball	Goff	<u>Olivea</u>	Gates	Osgood	Brees	Neal	Tomlinson
10/17 @ Atl	Caldwell	Oben	Fonoti	Ball	Goff	<u>Olivea</u>	Gates	Parker	Brees	Neal	Tomlinson
10/24 @ Car	Parker	Oben	Fonoti	<u>Hardwick</u>	Goff	<u>Olivea</u>	Gates	Osgood	Brees	Neal	Tomlinson
10/31 OAK	Parker	Oben	Fonoti	<u>Hardwick</u>	Goff	<u>Olivea</u>	Gates	McCardell	Brees	Peelle+	Tomlinson
11/07 NO	Parker	Oben	Fonoti	<u>Hardwick</u>	Goff	<u>Olivea</u>	Gates	McCardell	Brees	Peelle+	Tomlinson
11/21 @ Oak	Parker	Oben	Fonoti	<u>Hardwick</u>	Goff	<u>Olivea</u>	Gates	McCardell	Brees	Neal	Tomlinson
11/28 @ KC	Parker	Oben	Fonoti	<u>Hardwick</u>	Goff	<u>Olivea</u>	Gates	McCardell	Brees	Neal	Tomlinson
12/05 DEN	Parker	Oben	Fonoti	<u>Hardwick</u>	Goff	<u>Olivea</u>	Gates	McCardell	Brees	Peelle+	Tomlinson
12/12 TB	Parker	Oben	Fonoti	<u>Hardwick</u>	Goff	<u>Olivea</u>	Gates	McCardell	Brees	Neal	Tomlinson
12/19 @ Cle	Parker	Oben	Fonoti	<u>Hardwick</u>	Goff	<u>Olivea</u>	Gates	Osgood	Brees	<u>Floyd*</u>	Tomlinson
12/26 @ Ind	Parker	Oben	Fonoti	<u>Hardwick</u>	Goff	<u>Olivea</u>	Gates	Osgood	Brees	Neal	Tomlinson
01/02 KC	<u>Floyd</u>	Oben	Fonoti	<u>Hardwick</u>	Goff	<u>Olivea</u>	Peelle	Osgood	Flutie	<u>Krause+</u>	<u>Turner</u>
01/08 NYJ #	Parker	Oben	Fonoti	<u>Hardwick</u>	Goff	<u>Olivea</u>	Gates	McCardell	Brees	Peelle+	Tomlinson

Wild Card Playoff game

Underline = Rookie

+ = Tight End

* = Wide Receiver

DEFENSE


	LE	DT	RE	OLB	OLB	ILB	OLB	LCB	RCB	SS	FS
09/12 @ Hou	<u>Olshansky</u>	Williams	Dingle	Leber	Edwards	Godfrey	Foley	Jammer	Davis	Kiel	Wilson
09/19 NYJ	<u>Olshansky</u>	Williams	Scott	Leber	Edwards	Godfrey	Foley	Jammer	Davis	Kiel	Wilson
09/26 @ Den	<u>Olshansky</u>	Williams	Scott	Leber	Edwards	Godfrey	Foley	Jammer	Davis	Kiel	Wilson
10/03 TEN	<u>Olshansky</u>	Williams	Dingle	Leber	Edwards	Godfrey	Foley	Jammer	Davis	Kiel	Wilson
10/10 JAX	Cesaire	Williams	<u>Olshansky</u>	Leber	Edwards	Godfrey	Foley	Jammer	Davis	Kiel	Wilson
10/17 @ Atl	Cesaire	Williams	<u>Olshansky</u>	Leber	Edwards	Godfrey	Foley	Jammer	Davis	Kiel	Wilson
10/24 @ Car	Cesaire	Williams	<u>Olshansky</u>	Leber	Edwards	Godfrey	Foley	Jammer	Florence	Kiel	Wilson
10/31 OAK	Cesaire	Williams	<u>Olshansky</u>	Leber	Edwards	Godfrey	Foley	Jammer	Davis	Kiel	Wilson
11/07 NO	Cesaire	Williams	<u>Olshansky</u>	Leber	Edwards	Godfrey	Foley	Jammer	Davis	Kiel	Wilson
11/21 @ Oak	Cesaire	Williams	<u>Olshansky</u>	Leber	Edwards	Godfrey	Foley	Jammer	Davis	Kiel	Wilson
11/28 @ KC	Cesaire	Williams	<u>Olshansky</u>	Leber	Edwards	Godfrey	Foley	Jammer	Davis	Kiel	Wilson
12/05 DEN	Cesaire	Williams	<u>Olshansky</u>	Leber	Edwards	Godfrey	Foley	Jammer	Florence	Kiel	Wilson
12/12 TB	Cesaire	Williams	<u>Olshansky</u>	Leber	Edwards	Godfrey	Foley	Jammer	Cooper%	Kiel	Wilson
12/19 @ Cle	Cesaire	Williams	<u>Olshansky</u>	Leber	Edwards	Godfrey	Foley	Jammer	Florence	Kiel	Wilson
12/26 @ Ind	Cesaire	Williams	<u>Olshansky</u>	Leber	Edwards	Godfrey	Foley	Jammer	Florence	Kiel	Wilson
01/02 KC	Cesaire	Fisk	<u>Olshansky</u>	Leber	Edwards	Cooper	Foley	Jammer	Florence	Kiel	Wilson
01/08 NYJ #	Cesaire	Williams	<u>Olshansky</u>	Leber	Edwards	Godfrey	Foley	Jammer	Florence	Kiel	Wilson

Wild Card Playoff game

Underline = Rookie

% = Linebacker





2004 PARTICIPATION CHART

Date	9/12	9/19	9/26	10/3	10/10	10/17	10/24	10/31	11/7	11/21	11/28	12/5	12/12	12/19	12/26	1/2	1/8	2004	
Opponent	Hou	NYJ	Den	TEN	JAX	Atl	Car	OAK	NO	Oak	KC	DEN	TB	Cle	Ind	KC	NYJ	G-S	
Baber	nor	nor	nor	nor	nor	nor	nor	nor	nor	nor	nor	nor	nor	nor	nor	nor	nor	0-0	
D. Ball	sub	sub	sub	sub	sub	ir	ir	ir	ir	ir	ir	ir	ir	ir	ir	ir	ir	6-0	
J. Ball	nor	nor	exe	exe	C	C	sub	nor	nor	nor	nor	nor	nor	nor	nor	nor	nor	3-2	
Bingham	ir	ir	ir	ir	ir	ir	ir	ir	ir	ir	ir	ir	ir	ir	ir	ir	ir	0-0	
Binn	sub	sub	sub	sub	sub	sub	sub	sub	sub	sub	sub	sub	sub	sub	sub	sub	sub	17-0	
Bogle	nor	nor	ina	ina	nor	nor	nor	nor	nor	nor	nor	nor	nor	nor	nor	nor	nor	0-0	
Brandt	dnp	dnp	dnp	dnp	dnp	dnp	sub	ina	sub	ina	ina	ina	ina	ina	ina	ina	ina	3-0	
Brees	QB	QB	QB	QB	QB	QB	QB	QB	QB	QB	QB	QB	QB	QB	QB	QB	QB	16-16	
Butler	ps	ps	ps	ps	ps	ps	ps	ps	ps	ps	ps	ps	ps	ps	ps	ps	ps	6-0	
Caldwell	WR	WR	WR	WR	WR	WR	WR	ir	ir	ir	ir	ir	ir	ir	ir	ir	ir	6-6	
Cesaire	sub	sub	sub	sub	DE	DE	DE	DE	DE	DE	DE	DE	DE	DE	DE	DE	DE	17-13	
Chatman	sub	sub	sub	sub	sub	sub	sub	sub	sub	sub	sub	sub	sub	sub	sub	dnp	sub	16-0	
Clabo	nor	nor	nor	nor	ps	nor	nor	nor	nor	nor	nor	nor	nor	nor	nor	nor	nor	0-0	
Cooper	sub	sub	sub	sub	sub	sub	sub	sub	sub	sub	sub	sub	sub	sub	sub	sub	sub	17-2	
Cox	ps	ps	ps	ps	nor	nor	nor	nor	nor	nor	ps	ps	ps	ps	ps	ps	ps	0-0	
Davis	CB	CB	CB	CB	CB	CB	CB	CB	CB	CB	CB	CB	ina	ina	ina	ina	ina	12-10	
Dielman	dnp	sub	sub	sub	sub	sub	sub	sub	sub	sub	sub	sub	sub	sub	sub	sub	sub	16-0	
Dingle	DE	ina	ina	DE	ina	ina	ina	ina	sub	sub	sub	sub	sub	sub	sub	sub	sub	11-2	
Downing	nor	ina	ina	ina	ina	ina	sub	sub	ina	ina	ina	ina	ina	ina	ina	ir	ir	3-0	
Dwight	ina	sub	sub	sub	sub	sub	sub	sub	sub	sub	sub	sub	ina	ina	sub	ina	sub	13-0	
B. Edwards	ps	ps	nor	nor	nor	nor	nor	nor	nor	nor	nor	nor	nor	nor	nor	nor	nor	0-0	
D. Edwards	LB	LB	LB	LB	LB	LB	LB	LB	LB	LB	LB	LB	LB	LB	LB	LB	LB	17-17	
Fisk	ina	sub	sub	sub	sub	sub	sub	sub	sub	sub	sub	sub	sub	sub	sub	sub	sub	16-1	
Fletcher	sub	sub	sub	sub	sub	sub	sub	sub	sub	sub	sub	sub	sub	sub	sub	sub	sub	17-0	
Florence	sub	sub	sub	sub	sub	sub	sub	CB	ina	ina	dnp	sub	CB	sub	CB	CB	CB	14-6	
Floyd	ps	ps	ps	ps	ps	ps	ps	ps	ps	ps	ps	ps	ps	sub	WR	sub	WR	sub	5-2
Flutie	dnp	sub	dnp	ina	ina	ina	ina	ina	ina	ina	ina	ina	ina	dnp	dnp	QB	dnp	2-1	
Foley	LB	LB	LB	LB	LB	LB	LB	LB	LB	LB	LB	LB	LB	LB	LB	LB	LB	17-17	
Fonoti	LG	LG	LG	LG	LG	LG	LG	LG	LG	LG	LG	LG	LG	LG	LG	LG	LG	17-17	
Galloway	nor	nor	nor	nor	nor	nor	nor	nor	ps	ps	ps	ps	ps	ps	ps	ps	ps	0-0	
Gates	TE	TE	TE	TE	TE	TE	TE	TE	TE	TE	TE	TE	TE	TE	TE	TE	TE	16-16	
Godfrey	LB	LB	LB	LB	LB	LB	LB	LB	LB	LB	LB	LB	LB	LB	LB	dnp	LB	16-16	
Goff	RG	RG	RG	RG	RG	RG	RG	RG	RG	RG	RG	RG	RG	RG	RG	RG	RG	17-17	
Hallen	nor	nor	nor	nor	nor	nor	nor	nor	sub	dnp	dnp	dnp	dnp	dnp	dnp	dnp	sub	3-0	
Hardwick	C	C	C	C	ina	ina	C	C	C	C	C	C	C	C	C	C	C	15-15	
Hart	nor	ina	sub	sub	sub	sub	sub	sub	sub	sub	sub	sub	sub	sub	sub	sub	sub	15-0	
Haw	ps	ps	ps	ps	ps	ps	ps	ps	ps	nor	nor	nor	nor	nor	nor	nor	nor	0-0	
Hayes	nor	nor	ps	ps	nor	nor	nor	nor	nor	nor	nor	nor	nor	nor	nor	nor	nor	0-0	
Hicks	nor	nor	nor	nor	nor	ps	ps	ps	ps	nor	nor	nor	nor	nor	nor	nor	nor	0-0	
Hodges	nor	nor	ps	ps	nor	nor	nor	nor	ps	ps	ps	ps	ps	ps	ps	ps	ps	0-0	
Jammer	CB	CB	CB	CB	CB	CB	CB	CB	CB	CB	CB	CB	CB	CB	CB	CB	CB	17-17	
Johnson	pup	pup	pup	pup	pup	pup	pup	pup	pup	pup	pup	pup	pup	pup	pup	pup	pup	0-0	
Jordan	ina	dnp	dnp	dnp	sub	dnp	sub	dnp	dnp	dnp	dnp	dnp	dnp	dnp	dnp	dnp	dnp	5-0	
Joseph	ps	ps	ps	ps	ps	ps	ps	ps	ps	ps	ps	ps	ps	ps	ps	ps	ps	0-0	
Kaeding	sub	sub	sub	sub	sub	sub	sub	sub	sub	sub	sub	sub	sub	sub	sub	sub	sub	17-0	
Kiel	SS	SS	SS	SS	SS	SS	SS	SS	SS	SS	SS	SS	SS	SS	SS	SS	SS	17-17	
Krause	sub	ina	ina	ina	ina	ina	ina	ina	ina	ina	ina	ina	ina	ina	ina	TE	sub	3-1	
Layne	nor	nor	nor	nor	nor	nor	nor	nor	nor	ina	sub	sub	nor	nor	nor	nor	nor	2-0	
Leber	LB	LB	LB	LB	LB	LB	LB	LB	LB	LB	LB	LB	LB	LB	LB	LB	LB	17-17	
Lemon	ina	ina	ina	ina	ina	ina	ina	ina	ina	ina	ina	ina	ina	ina	ina	ina	ina	0-0	
McCardell	nor	nor	nor	nor	nor	nor	sub	WR	WR	WR	WR	WR	WR	ina	ina	ina	WR	8-7	
Milligan	sub	sub	sub	sub	sub	sub	sub	sub	sub	sub	sub	sub	sub	sub	sub	sub	sub	15-0	
Moreno	sub	sub	sub	sub	sub	sub	sub	sub	ir	ir	ir	ir	ir	ir	ir	ir	ir	9-0	
Morris	nor	nor	nor	nor	nor	nor	nor	nor	nor	nor	ps	ps	ps	ps	ps	ps	ps	0-0	
Murray	nor	nor	nor	nor	nor	ps	ps	ps	ps	ps	ps	ps	ps	ps	ps	ps	ps	0-0	
Neal	FB	sub	FB	FB	FB	FB	FB	FB	sub	FB	FB	sub	FB	sub	FB	sub	sub	17-10	
Oben	LT	LT	LT	LT	LT	LT	LT	LT	LT	LT	LT	LT	LT	LT	LT	LT	LT	17-17	
Olivera	RT	RT	RT	RT	RT	RT	RT	RT	RT	RT	RT	RT	RT	RT	RT	RT	RT	17-17	
Olshansky	DE	DE	DE	DE	DE	DE	DE	DE	DE	DE	DE	DE	DE	DE	DE	DE	DE	17-17	
Osgood	sub	WR	WR	sub	WR	sub	WR	sub	WR	sub	sub	sub	sub	WR	WR	WR	sub	17-7	
E. Parker	WR	WR	sub	WR	dnp	WR	WR	WR	WR	WR	WR	WR	WR	WR	WR	sub	WR	16-14	
Peelle	sub	sub	sub	sub	sub	sub	sub	TE	sub	sub	TE	sub	sub	sub	sub	TE	TE	17-5	
Phillips	sub	sub	sub	sub	sub	sub	sub	sub	sub	sub	sub	sub	sub	sub	sub	sub	sub	17-0	
Pinnock	ina	ina	ina	ina	ina	ina	ina	ina	ina	sus	sus	sus	sus	exe	ina	sub	ina	1-0	
Pippens	ps	ps	ps	ps	ps	ps	ps	sub	sub	sub	sub	sub	sub	sub	nor	nor	nor	7-0	
Polk	ina	sub	ir	ir	ir	ir	ir	ir	ir	ir	ir	ir	ir	ir	ir	ir	ir	1-0	
Pollard	ps	ps	ps	ps	ps	ps	ps	ps	ps	ps	ps	ps	ps	ps	ps	ps	ina	1-0	
Quinnie	nor	nor	nor	ps	ps	ps	ps	ps	ps	ps	ps	ps	ps	ps	ps	ps	ps	0-0	
Rivers	ina	ina	ina	dnp	dnp	dnp	dnp	dnp	dnp	dnp	dnp	dnp	dnp	dnp	ina	ina	sub	2-0	
Ross	sub	sub	sub	sub	sub	sub	sub	nor	nor	nor	nor	nor	nor	nor	nor	nor	nor	7-0	
Scifres	sub	sub	sub	sub	sub	sub	sub	sub	sub	sub	sub	sub	sub	sub	sub	sub	sub	17-0	
Scott	sub	DE	DE	ina	ina	sub	sub	sub	sub	sub	sub	sub	sub	sub	sub	sub	sub	15-2	
Shaw	nor	nor	nor	nor	nor	nor	ina	sub	sub	ina	sub	ina	sub	sub	sub	sub	ina	7-0	
Tomlinson	RB	RB	RB	RB	RB	RB	RB	RB	RB	RB	RB	RB	RB	RB	RB	RB	RB	16-16	
Turner	sub	sub	sub	sub	sub	sub	sub	sub	sub	sub	sub	ina	ina	sub	sub	RB	ina	14-1	
Upchurch	nor	nor	nor	nor	nor	nor	nor	nor	nor	nor	nor	nor	nor	nor	nor	nor	ps	0-0	
VanBuren	sub	ina	ir	ir	ir	ir	ir	ir	ir	ir	ir	ir	ir	ir	ir	ir	ir	1-0	
Walker	sub	nor	nor	nor	nor	nor	nor	nor	nor	nor	nor	nor	nor	nor	nor	nor	nor	1-0	
Wilhelm	ina	ina	ina	ina	ina	ina	ina	ina	ina	sub	sub	sub	sub	sub	sub	sub	sub	8-0	
Williams	DT	DT	DT	DT	DT	DT	DT	DT	DT	DT	DT	DT	DT	DT	DT	ina	DT	16-16	
Wilson	FS	FS	FS	FS	FS	FS	FS	FS	FS	FS	FS	FS	FS	FS	FS	FS	FS	17-17	

Wild Card Playoff game
 dnp: did not play
 sus: suspended
 ina: inactive
 exe: exempt
 ir: injured reserve
 ps: practice squad
 pup: physically unable to perform
 sub: substitute
 nor: not on roster

2004 GAME SUMMARIES

San Diego Chargers 27, Houston Texans 20

Sunday, September 12, 2004 - Reliant Stadium (Houston, TX)

The Chargers began the season with a 27-20 win over the Houston Texans before a crowd of 70,255 at Reliant Stadium. **Drew Brees**' 125.2 passer rating was third-best among all NFL QBs on opening day. **Eric Parker** caught the game-winning 19-yard touchdown pass from Brees with 8:34 left in the fourth quarter, making an acrobatic catch along the back line of the end zone and dragging both feet to stay in bounds. **Antonio Gates** set career highs with eight catches and 123 yards. Four of Gates' catches came on third-down plays and resulted in first downs, includ-

ing a seven-yard catch on a critical third-and-four in the final series of the game. **Jerry Wilson** thwarted a potential Texans' scoring drive at the end of the first half when he picked off **David Carr** with 21 seconds left in the second quarter. **Randall Godfrey** stopped another potential Houston scoring drive when he forced a fumble by **Domanick Davis** at the 14-yard line with 3:48 remaining in the fourth quarter. **Steve Foley** recovered and the Chargers offense did not allow the Texans to get back on the field. Foley earlier set up Caldwell's third-quarter touchdown catch when he intercepted a tipped pass at Houston's 49-yard line.



Score by Quarters	Q1	Q2	Q3	Q4	Total
San Diego	3	7	10	7	27
Houston	3	10	7	0	20

HOU	1	11:49	Brown 37 yd field goal [8-58, 3:11]		
SD	1	6:35	Kaeding 48 yd field goal [9-48, 5:14]		
HOU	2	14:07	Brown 20 yd field goal [13-71, 7:28]		
SD	2	9:51	Tomlinson 1 yd run (Kaeding kick) [5-45, 2:22]		
TEX	2	4:43	Davis 2 yd run (Brown kick) [9-71, 5:08]		
SD	3	9:12	Caldwell 36 yd pass from Brees (Kaeding kick) [4-49, 2:15]		
HOU	3	4:36	Davis 1 yd run (Brown kick) [8-52, 4:36]		
SD	3	0:00	Kaeding 29 yd field goal [9-59, 4:36]		
SD	4	8:34	Parker 19 yd pass from Brees (Kaeding kick) [7-59, 4:13]		
Attendance — 70,255					

Team Statistics	Chargers	Houston
TOTAL FIRST DOWNS	17	20
Rushing	4	4
Passing	10	14
Penalty	3	2
THIRD DOWN EFFICIENCY	9-15-60%	5-9-56%
FOURTH DOWN EFFICIENCY	0-0-0%	0-0-0%
TOTAL NET YARDS	324	336
Total Plays	57	56
Avg. Per Play	5.7	6.0
NET YARDS RUSHING	122	110
Attempts	32	29
Avg. Per Rush	3.8	3.8
Tackles For Loss-Yards	3-8	0-0
NET YARDS PASSING	202	226
Sacks-Lost	1-7	2-3
Gross Yds. Passing	209	229
ATT.-COMP.-INT.	24-17-0	25-19-2
Avg. Per Play	8.1	8.4
KICKOFFS-In Endzone-TB	6-1-0	5-4-1
PUNTS - No.-Avg.	4-39.0	2-46.0

Team Statistics (cont.)	Chargers	Houston
Punts Blocked	0	0
FGs-PATs Blocked	0-0	0-0
Net Punt Average	32.8	39.5
TOTAL RETURN YARDS	115	179
No.-Yds. Punt Returns	1-13	2-25
No.-Yds. Kickoff Returns	4-102	6-154
No.-Yds. Int. Returns	2-0	0-0
PENALTIES - No.-Yds.	8-60	6-83
FUMBLES - No.-Lost	2-0	2-2
TOUCHDOWNS	3	2
Rushing	1	2
Passing	2	0
Returns	0	0
EXTRA POINTS M-A	3-3	2-2
FIELD GOALS M-A	3-3	2-2
RED ZONE EFFICIENCY	2-3-67%	2-5-40%
GOAL TO GO EFFICIENCY	1-2-50%	2-3-67%
SAFETIES	0	0
FINAL SCORE	27	20
TIME OF POSSESSION	31:10	28:50

CHARGERS

Rushing	Att.	Yds.	Avg.	Long	TD
Tomlinson	26	121	4.7	32	1
Neal	1	3	3.0	3	0
Brees	5	-2	-0.4	2	0

Passing	Att.	Comp.	Yds.	S-L	TD	Lg.	Int.
Brees	24	17	209	1-7	2	36l	0

Receiving	No.	Yds.	Avg.	Long	TD
Gates	8	123	15.4	29	0
Caldwell	4	65	16.3	36t	1
Tomlinson	3	-4	-1.3	0	0
Parker	2	25	12.5	19t	1

Interceptions	Att.	Yds.	Avg.	Long	TD
Wilson	1	0	0.0	0	0
Foley	1	0	0.0	0	0

Punting	No.	Yds.	Avg.	TB	I-20	Long
Scifres	4	156	39.0	0	0	41

Punt Returns	No.	Yds.	Avg.	FC	Long	TD
Parker	1	13	13.0	0	13	0

Kickoff Returns	Att.	Yds.	Avg.	Long	TD
Welker	4	102	25.5	33	0

HOUSTON

Rushing	Att.	Yds.	Avg.	Long	TD
Davis	21	87	4.1	10	2
Carr	3	12	4.0	7	0
Hollings	3	10	3.3	6	0
Baxter	2	1	0.5	1	0

Passing	Att.	Comp.	Yds.	S-L	TD	Lg.	Int.
Carr	25	19	229	2-3	0	38	2

Receiving	No.	Yds.	Avg.	Long	TD
Davis	5	70	14.0	38	0
Johnson	4	58	14.5	17	0
Gaffney	4	40	10.0	14	0
Bradford	3	24	8.0	12	0
Hollings	1	27	27.0	27	0
Bruener	1	7	7.0	7	0
Baxter	1	3	3.0	3	0

Interceptions	Att.	Yds.	Avg.	Long	TD
None					

Punting	No.	Yds.	Avg.	TB	I-20	Long
Stanley	2	92	46.0	0	1	53

Punt Returns	No.	Yds.	Avg.	FC	Long	TD
Moses	2	25	12.5	1	21	0

Kickoff Returns	Att.	Yds.	Avg.	Long	TD
Moses	6	154	25.7	49	0

New York Jets 34, San Diego Chargers 28

Sunday, September 19, 2004 - Qualcomm Stadium (San Diego, CA)

The Chargers got off to a slow start in their 2004 home opener against the New York Jets and were never able to recover. San Diego fell behind 14-0 in the first quarter, but the team rallied gamely and closed to within 27-21 with 7:34 left to play in the fourth quarter. The Jets refused to buckle and put the game out of reach when they scored on a one-yard touchdown pass from **Chad Pennington** to **Chris Baker** with 3:56 to play. **Tim Dwight**'s 87-yard kickoff return for a touchdown gave the Bolts life in the second

quarter when the team trailed 17-0. It was the Chargers' first kickoff return for a touchdown since Ronney Jenkins' 93-yard return at Oakland, Nov. 18, 2001. **LaDainian Tomlinson** scored a touchdown on a four-yard run in the third quarter that got the Chargers to within 27-14. Tomlinson set up the touchdown with a 59-yard catch and run on the first play of the drive. **Reche Caldwell** had a 33-yard touchdown catch in the fourth quarter that brought the Chargers to within 27-21.

Score by Quarters	Q1	Q2	Q3	Q4	Total
New York Jets	14	3	10	7	34
San Diego	0	7	7	14	28

NY	1	7:50	Martin 1 yd run (Brien kick) [7-80, 3:08]
NY	1	3:42	Martin 2 yd run (Brien kick) [6-44, 3:16]
NY	2	9:40	Brien 28 yd field goal [6-22, 2:55]
SD	2	9:28	Dwight 87 yd kickoff return (Kaeding kick)
NY	3	11:16	Brien 23 yd field goal [7-51, 3:44]
NY	3	3:31	Sowell 1 yd pass from Pennington (Brien kick) [9-49, 5:24]
SD	3	2:12	Tomlinson 4 yd run (Kaeding kick) [4-71, 1:19]
SD	4	7:38	Caldwell 33 yd pass from Brees (Kaeding kick) [6-61, 2:21]
NY	4	3:56	Baker 1 yd pass from Pennington (Brien kick) [6-70, 3:42]
SD	4	0:30	Flutie 6 yd run (Kaeding kick) [18-81, 3:26]
Attendance — 57,310			



Team Statistics	New York	Chargers
TOTAL FIRST DOWNS	22	21
Rushing	10	9
Passing	11	10
Penalty	1	2
THIRD DOWN EFFICIENCY	4-12-33%	3-10-30%
FOURTH DOWN EFFICIENCY	0-0-0%	2-2-100%
TOTAL NET YARDS	380	327
Total Plays	64	61
Avg. Per Play	5.9	5.4
NET YARDS RUSHING	122	111
Attempts	35	25
Avg. Per Rush	3.5	4.4
Tackles For Loss-Yards	2-4	1-1
NET YARDS PASSING	258	216
Sacks-Lost	0-0	1-7
Gross Yds. Passing	258	223
ATT.-COMP.-INT.	29-22-0	35-15-2
Avg. Per Play	8.9	6.0
KICKOFFS-In Endzone-TB	7-2-0	5-2-0
PUNTS - No.-Avg.	5-42.0	4-39.3

Team Statistics (cont.)	New York	Chargers
Punts Blocked	0	0
FGs-PATs Blocked	0-0	0-0
Net Punt Average	36.0	33.8
TOTAL RETURN YARDS	74	239
No.-Yds. Punt Returns	1-2	4-30
No.-Yds. Kickoff Returns	4-71	7-209
No.-Yds. Int. Returns	2-1	0-0
PENALTIES - No.-Yds.	4-22	5-44
FUMBLES - No.-Lost	1-0	4-2
TOUCHDOWNS	4	4
Rushing	2	2
Passing	2	1
Returns	0	1
EXTRA POINTS M-A	4-4	4-4
FIELD GOALS M-A	2-2	0-0
RED ZONE EFFICIENCY	4-6-67%	2-2-100%
GOAL TO GO EFFICIENCY	4-5-80%	2-2-100%
SAFETIES	0	0
FINAL SCORE	34	28
TIME OF POSSESSION	36:47	23:13

NEW YORK

Rushing	Att.	Yds.	Avg.	Long	TD
Martin	32	119	3.7	12	2
Jordan	1	2	2.0	2	0
Pennington	2	1	0.5	2	0

Passing	Att.	Comp.	Yds.	S-L	TD	Lg.	Int.
Pennington	29	22	258	0-0	2	48	0

Receiving	No.	Yds.	Avg.	Long	TD
Martin	6	25	4.2	7	0
Sowell	5	56	11.2	24	1
Moss	4	97	24.3	48	0
Baker	3	20	6.7	12	1
McCareins	2	9	4.5	7	0
Carter	1	46	46.0	46	0
Jordan	1	5	5.0	5	0

Interceptions	Att.	Yds.	Avg.	Long	TD
Coleman	1	1	1.0	1	0
McGraw	1	0	0.0	0	0

Punting	No.	Yds.	Avg.	TB	I-20	Long
Gowin	5	210	42.0	0	1	54

Punt Returns	No.	Yds.	Avg.	FC	Long	TD
Moss	1	2	2.0	2	2	0

Kickoff Returns	Att.	Yds.	Avg.	Long	TD
Jordan	4	71	17.8	27	0

CHARGERS

Rushing	Att.	Yds.	Avg.	Long	TD
Tomlinson	19	87	4.6	19	1
Flutie	2	14	7.0	8	1
Chatman	3	10	3.3	4	0
Brees	1	0	0.0	0	0

Passing	Att.	Comp.	Yds.	S-L	TD	Lg.	Int.
Brees	19	8	146	1-7	1	59	2
Flutie	16	7	77	0-0	0	18	0

Receiving	No.	Yds.	Avg.	Long	TD
Caldwell	4	67	16.8	33	1
Gates	4	39	9.8	14	0
Tomlinson	3	76	25.3	59	0
Parker	2	19	9.5	12	0
Osgood	1	14	14.0	14	0
Neal	1	8	8.0	8	0

Interceptions	Att.	Yds.	Avg.	Long	TD
None					

Punting	No.	Yds.	Avg.	TB	I-20	Long
Scifres	4	157	39.3	1	0	51

Punt Returns	No.	Yds.	Avg.	FC	Long	TD
Parker	4	30	7.5	0	19	0

Kickoff Returns	Att.	Yds.	Avg.	Long	TD
Dwight	7	209	29.9	87	1

Denver Broncos 23, San Diego Chargers 13 Sunday, September 26, 2004 - INVESCO Field at Mile High (Denver, CO)

The Chargers failed to capitalize on several key opportunities and fell to the Broncos 23-13 before a crowd of 74,533 at Denver's INVESCO Field at Mile High. The Broncos staked out to a 13-3 halftime advantage and outduelled the Chargers in the second half to capture the victory. Broncos quarterback **Jake Plummer** torched the Bolts through the air, completing 25 of 36 for 294 yards with two touchdowns and no interceptions. Denver's defense stymied San Diego's offense, holding the Chargers to 129 net passing

yards and limiting All-Pro rusher **LaDainian Tomlinson** to 60 yards and no touchdowns on 22 carries. San Diego's defense held the Broncos to just 37 rushing yards on 21 carries, the fewest yards allowed by the Bolts' defense since the 2002 season opener in Cincinnati. **Randall Godfrey** forced and recovered a Denver fumble that resulted in a touchdown by Brees and trimmed the Broncos' lead to 13-10 in the third quarter.



Score by Quarters	Q1	Q2	Q3	Q4	Total
San Diego	3	0	7	3	13
Denver	7	6	7	3	23

DEN 1	8:15	Smith 16 yd pass from Plummer (Elam kick) [6-72, 3:27]
SD 1	2:18	Kaeding 23 yd field goal [11-70, 5:57]
DEN 2	12:24	Elam 22 yd field goal [11-70, 4:54]
DEN 2	7:43	Elam 23 yd field goal [6-23, 3:14]
SD 3	7:37	Brees 1 yd run (Kaeding kick) [7-36, 3:40]
DEN 3	3:29	Lelie 33 yd pass from Plummer (Elam kick) [9-64, 4:08]
SD 4	14:06	Kaeding 51 yd field goal [10-41, 4:23]
DEN 4	11:12	Elam 43 yd field goal [6-25, 2:54]
Attendance	— 74,533	

Team Statistics	Chargers	Denver
TOTAL FIRST DOWNS	16	18
Rushing	7	2
Passing	8	13
Penalty	1	3
THIRD DOWN EFFICIENCY	6-15-40%	2-11-18%
FOURTH DOWN EFFICIENCY	0-0-0%	1-1-100%
TOTAL NET YARDS	214	328
Total Plays	64	58
Avg. Per Play	3.3	5.7
NET YARDS RUSHING	85	37
Attempts	30	21
Avg. Per Rush	2.8	1.8
Tackles For Loss-Yards	3-9	5-9
NET YARDS PASSING	129	291
Sacks-Lost	4-30	1-3
Gross Yds. Passing	159	294
ATT.-COMP.-INT.	30-15-0	36-25-0
Avg. Per Play	3.8	7.9
KICKOFFS-In Endzone-TB	4-1-0	6-2-0
PUNTS - No.-Avg.	6-49.2	4-53.0

Team Statistics (cont.)	Chargers	Denver
Punts Blocked	0	0
FGs-PATs Blocked	0-0	0-0
Net Punt Average	39.2	39.0
TOTAL RETURN YARDS	192	137
No.-Yds. Punt Returns	3-36	0-0
No.-Yds. Kickoff Returns	6-156	4-137
No.-Yds. Int. Returns	0-0	0-0
PENALTIES - No.-Yds.	6-61	3-25
FUMBLES - No.-Lost	2-1	2-1
TOUCHDOWNS	1	2
Rushing	1	0
Passing	0	2
Returns	0	0
EXTRA POINTS M-A	1-1	2-2
FIELD GOALS M-A	2-2	3-3
RED ZONE EFFICIENCY	1-2-50%	1-3-33%
GOAL TO GO EFFICIENCY	1-1-100%	0-0-0%
SAFETIES	0	0
FINAL SCORE	13	23
TIME OF POSSESSION	30:45	29:15

CHARGERS

Rushing	Att.	Yds.	Avg.	Long	TD
Tomlinson	22	60	2.7	16	0
Brees	5	16	3.2	9	1
Dwight	1	4	4.0	4	0
Parker	1	3	3.0	3	0
Neal	1	2	2.0	2	0

Passing	Att.	Comp.	Yds.	S-L	TD	Lg.	Int.
Brees	29	14	121	4-30	0	17	0
Tomlinson	1	1	38	0-0	0	38	0

Receiving	No.	Yds.	Avg.	Long	TD
Gates	4	30	7.5	10	0
Caldwell	3	39	13.0	16	0
Tomlinson	3	10	3.3	7	0
Brees	1	38	38.0	38	0
Osgood	1	17	17.0	17	0
Parker	1	17	17.0	17	0
Dwight	1	8	8.0	8	0
Chalman	1	0	0.0	0	0

Interceptions	Att.	Yds.	Avg.	Long	TD
None					

Punting	No.	Yds.	Avg.	TB	I-20	Long
Scifres	6	295	49.2	3	1	59

Punt Returns	No.	Yds.	Avg.	FC	Long	TD
Parker	3	36	12.0	0	13	0

Kickoff Returns	Att.	Yds.	Avg.	Long	TD
Dwight	6	156	26.0	38	0

DENVER

Rushing	Att.	Yds.	Avg.	Long	TD
Hearst	3	13	4.3	11	0
Droughns	2	10	5.0	9	0
Griffin	12	7	0.6	6	0
Lelie	2	6	3.0	8	0
Plummer	2	1	0.5	1	0

Passing	Att.	Comp.	Yds.	S-L	TD	Lg.	Int.
Plummer	36	25	294	1-3	2	33	0

Receiving	No.	Yds.	Avg.	Long	TD
Smith	5	75	15.0	32	1
Putzier	5	66	13.2	24	0
Lelie	4	67	16.8	33	1
Watts	4	42	10.5	17	0
Griffin	3	23	7.7	22	0
Droughns	3	17	5.7	13	0
Carswell	1	4	4.0	4	0

Interceptions	Att.	Yds.	Avg.	Long	TD
None					

Punting	No.	Yds.	Avg.	TB	I-20	Long
Knorr	4	212	53.0	1	0	57

Punt Returns	No.	Yds.	Avg.	FC	Long	TD
Smith	0	0	0.0	1	0	0

Kickoff Returns	Att.	Yds.	Avg.	Long	TD
Droughns	4	137	34.3	48	0



San Diego Chargers 38, Tennessee Titans 17

Sunday, October 3, 2004 - Qualcomm Stadium (San Diego, CA)

The Chargers, badly in need of a win to snap a two-game losing skid, dealt the Tennessee Titans a 38-17 setback before a crowd of 54,006 at Qualcomm Stadium. **Drew Brees** was nearly flawless, completing 16 of 20 for 206 yards and three touchdowns. This tied for the second-highest completion percentage in team history and the three touchdowns tied his career high. **LaDainian Tomlinson** also got on track against the Titans, rushing for 147 yards on 17 carries. As a team, the Chargers rushed for 195

yards and averaged 8.1 yards per carry. The Chargers scored first and never trailed in the game. Five different players scored touchdowns for the Bolts, the first time that happened since Sept. 4, 1994 at Denver. **Reche Caldwell** had the two longest catches of his career as part of a three-catch, 110-yard effort. It was the first 100-yard receiving game of his NFL career. Caldwell had a 58-yard touchdown catch in the fourth quarter and a 49-yard catch in the first quarter.

Score by Quarters	Q1	Q2	Q3	Q4	Total
Tennessee	0	7	0	10	17
San Diego	7	14	3	14	38

SD 1	5:56	Tomlinson 15 yd run (Kaeding kick) [5-89, 2:45]
TEN 2	14:10	Mason 4 yd pass from Volek (Anderson kick) [12-80, 6:46]
SD 2	5:16	Gates 11 yd pass from Brees (Kaeding kick) [7-59, 3:57]
SD 2	0:38	Peelle 10 yd pass from Brees (Kaeding kick) [8-51, 3:37]
SD 3	4:18	Kaeding 31 yd field goal [5-51, 2:37]
TEN 4	12:26	Anderson 24 yd field goal [16-66, 6:52]
TEN 4	7:04	Meier 3 yd pass from Volek (Anderson kick) [10-58, 5:22]
SD 4	6:42	Caldwell 58 yd pass from Brees (Kaeding kick) [2-58, 0:22]
SD 4	3:18	Chatman 21 yd run (Kaeding kick) [1-21, 0:07]
Attendance —	54,006	



Team Statistics	Tennessee	Chargers
TOTAL FIRST DOWNS	21	16
Rushing	5	9
Passing	14	7
Penalty	2	0
THIRD DOWN EFFICIENCY	4-17-24%	3-8-38%
FOURTH DOWN EFFICIENCY	4-6-67%	0-0-0%
TOTAL NET YARDS	330	393
Total Plays	79	45
Avg. Per Play	4.2	8.7
NET YARDS RUSHING	72	195
Attempts	18	24
Avg. Per Rush	4.0	8.1
Tackles For Loss-Yards	2-2	3-12
NET YARDS PASSING	258	198
Sacks-Lost	3-21	1-8
Gross Yds. Passing	279	206
ATT.-COMP.-INT.	58-39-0	20-16-0
Avg. Per Play	4.2	9.4
KICKOFFS-In Endzone-TB	4-1-0	7-1-1
PUNTS - No.-Avg.	6-38.7	4-44.0

Team Statistics (cont.)	Tennessee	Chargers
Punts Blocked	0	0
FGs-PATs Blocked	0-0	0-0
Net Punt Average	37.0	44.0
TOTAL RETURN YARDS	101	71
No.-Yds. Punt Returns	2-0	3-10
No.-Yds. Kickoff Returns	6-101	3-61
No.-Yds. Int. Returns	0-0	0-0
PENALTIES - No.-Yds.	4-25	7-41
FUMBLES - No.-Lost	2-0	1-0
TOUCHDOWNS	2	5
Rushing	0	2
Passing	2	3
Returns	0	0
EXTRA POINTS M-A	2-2	5-5
FIELD GOALS M-A	1-1	1-1
RED ZONE EFFICIENCY	2-3-67%	3-4-75%
GOAL TO GO EFFICIENCY	2-2-100%	0-0-0%
SAFETIES	0	0
FINAL SCORE	17	38
TIME OF POSSESSION	37:13	22:47

TENNESSEE						
Rushing	Att.	Yds.	Avg.	Long	TD	
Brown	15	55	3.7	18	0	
Volek	3	17	5.7	12	0	

Passing	Att.	Comp.	Yds.	S-L	TD	Lg.	Int.
Volek	58	39	279	3-21	2	35	0

Receiving	No.	Yds.	Avg.	Long	TD
Mason	12	94	7.8	17	1
Bennett	9	109	12.1	35	0
Meier	9	31	3.4	6	1
Brown	2	15	7.5	8	0
Calico	2	13	6.5	9	0
Holcombe	2	5	2.5	4	0
Troupe	1	8	8.0	8	0
Fleming	1	4	4.0	4	0
Volek	1	0	0.0	0	0

Interceptions	Att.	Yds.	Avg.	Long	TD
None					

Punting	No.	Yds.	Avg.	TB	I-20	Long
Hentrich	6	232	38.7	0	2	52

Punt Returns	No.	Yds.	Avg.	FC	Long	TD
Mason	2	0	0.0	2	0	0

Kickoff Returns	Att.	Yds.	Avg.	Long	TD
Fleming	6	101	16.8	27	0

CHARGERS						
Rushing	Att.	Yds.	Avg.	Long	TD	
Tomlinson	17	147	8.6	42	1	
Chatman	3	23	7.7	21	1	
Caldwell	1	20	20.0	20	0	
Brees	3	5	1.7	7	0	

Passing	Att.	Comp.	Yds.	S-L	TD	Lg.	Int.
Brees	20	16	206	1-8	3	58	0

Receiving	No.	Yds.	Avg.	Long	TD
Gates	7	57	8.1	12	1
Caldwell	3	110	36.7	58	1
Neal	3	16	5.3	10	0
Tomlinson	2	13	6.5	7	0
Peelle	1	10	10.0	10	1

Interceptions	Att.	Yds.	Avg.	Long	TD
None					

Punting	No.	Yds.	Avg.	TB	I-20	Long
Scifres	4	176	44.0	0	3	57

Punt Returns	No.	Yds.	Avg.	FC	Long	TD
Parker	2	4	2.0	1	4	0
Dwight	1	6	6.0	0	6	0

Kickoff Returns	Att.	Yds.	Avg.	Long	TD
Dwight	2	42	21.0	27	0
Chatman	1	19	19.0	19	0

San Diego Chargers 34, Jacksonville Jaguars 21 Sunday, October 10, 2004 - Qualcomm Stadium (San Diego, CA)

The Chargers picked up their second win in a row and improved to 3-2 after a convincing 34-21 win over the Jacksonville Jaguars in front of a crowd of 52,101 at Qualcomm Stadium. In honor of Alumni Day, the Chargers wore their collegiate blue throwback uniforms, and at halftime, the team inducted **Ed White** and **Don Macek** into its Hall of Fame. The Chargers scored a touchdown on the game's opening drive and never looked back. San Diego kept the offense going, jumping out to a 21-0 lead in the second quarter, the first time the team had held such a lead since

Nov. 24, 1996 at Kansas City. **Drew Brees** completed 17 of 26 for 211 yards and two touchdowns with no interceptions. Both of his scoring tosses went to tight end **Antonio Gates**. Running back **Jesse Chatman** saw the most extensive action of his brief career and racked up his first-ever 100-yard game, including a 41-yard touchdown run in the fourth quarter that put the game out of reach. **Drayton Florence** had his first-career interception in the second quarter, which led to an 11-yard touchdown pass from Brees to Gates. **Jamal Williams** had a career-high two sacks.

2004 IN REVIEW



Score by Quarters	Q1	Q2	Q3	Q4	Total
Jacksonville	0	7	0	14	21
San Diego	14	7	6	7	34

SD	1	10:14
SD	1	4:03
SD	2	9:23
JAX	2	1:33
SD	3	7:15
SD	3	0:46
JAX	4	10:42
SD	4	9:54
JAX	4	7:21
Attendance	— 52,101	

Gates 1 yd pass from Brees (Kaeding kick) [11-66, 4:46]
Tomlinson 1 yd run (Kaeding kick) [8-76, 4:13]
Gates 11 yd pass from Brees (Kaeding kick) [5-21, 2:03]
Fuamatu-Ma'afala 1 yd run (Scobee kick) [15-77, 7:50]
Kaeding 21 yd field goal [12-73, 6:31]
Kaeding 28 yd field goal [4-3, 0:54]
Leftwich 2 yd run (Scobee kick) [14-77, 5:04]
Chatman 41 yd run (Kaeding kick) [2-72, 0:48]
Hankton 7 yd pass from Leftwich (Scobee kick) [7-79, 2:33]

Team Statistics	Jacksonville	Chargers
TOTAL FIRST DOWNS	28	18
Rushing	6	8
Passing	19	10
Penalty	3	0
THIRD DOWN EFFICIENCY	7-14-50%	9-15-60%
FOURTH DOWN EFFICIENCY	2-3-67%	0-0-0%
TOTAL NET YARDS	429	386
Total Plays	75	62
Avg. Per Play	5.7	6.2
NET YARDS RUSHING	80	176
Attempts	18	35
Avg. Per Rush	4.4	5.0
Tackles For Loss-Yards	0-0	4-8
NET YARDS PASSING	349	210
Sacks-Lost	3-8	1-1
Gross Yds. Passing	357	211
ATT.-COMP.-INT.	54-36-2	26-17-0
Avg. Per Play	6.1	7.8
KICKOFFS-In Endzone-TB	4-0-0	7-0-0
PUNTS - No.-Avg.	3-38.7	4-41.5

Team Statistics (cont.)	Jacksonville	Chargers
Punts Blocked	0	0
FGs-PATs Blocked	0-0	0-0
Net Punt Average	38.7	41.3
TOTAL RETURN YARDS	123	133
No.-Yds. Punt Returns	1-1	0-0
No.-Yds. Kickoff Returns	7-122	4-93
No.-Yds. Int. Returns	0-0	2-40
PENALTIES - No.-Yds.	5-33	4-44
FUMBLES - No.-Lost	1-1	0-0
TOUCHDOWNS	3	4
Rushing	2	2
Passing	1	2
Returns	0	0
EXTRA POINTS M-A	3-3	4-4
FIELD GOALS M-A	0-0	2-2
RED ZONE EFFICIENCY	3-4-75%	3-5-60%
GOAL TO GO EFFICIENCY	2-3-67%	3-4-75%
SAFETIES	0	0
FINAL SCORE	21	34
TIME OF POSSESSION	30:02	29:58

JACKSONVILLE

Rushing	Att.	Yds.	Avg.	Long	TD
Taylor	11	64	5.8	18	0
Leftwich	3	10	3.3	7	1
Fuamatu-Ma'afala	4	6	1.5	4	1

Passing	Att.	Comp.	Yds.	S-L	TD	Lg.	Int.
Leftwich	54	36	357	3-8	1	38	2

Receiving	No.	Yds.	Avg.	Long	TD
Smith	8	113	14.1	28	0
Taylor	7	44	6.3	14	0
Edwards	4	46	11.5	14	0
Williams	3	24	8.0	10	0
Toefield	3	22	7.3	10	0
Yoder	3	21	7.0	10	0
Fuamatu-Ma'afala	3	20	6.7	8	0
Wilford	2	49	24.5	38	0
B. Jones	1	10	10.0	10	0
Hankton	1	7	7.0	7	1
G. Jones	1	1	1.0	1	0

Interceptions	Att.	Yds.	Avg.	Long	TD
None					

Punting	No.	Yds.	Avg.	TB	I-20	Long
Hanson	3	116	38.7	0	0	47

Punt Returns	No.	Yds.	Avg.	FC	Long	TD
Lewis	1	1	1.0	3	1	0

Kickoff Returns	Att.	Yds.	Avg.	Long	TD
Lewis	7	122	17.4	22	0

CHARGERS

Rushing	Att.	Yds.	Avg.	Long	TD
Chatman	11	103	9.4	41	1
Tomlinson	19	56	2.9	22	1
Caldwell	2	13	6.5	9	0
Neal	1	3	3.0	3	0
Brees	2	1	0.5	2	0

Passing	Att.	Comp.	Yds.	S-L	TD	Lg.	Int.
Brees	26	17	211	0-0	2	54	0
Tomlinson	0	0	0	1-1	0	0	0

Receiving	No.	Yds.	Avg.	Long	TD
Gates	8	93	11.6	29	2
Tomlinson	4	78	19.5	54	0
Caldwell	3	20	6.7	9	0
Chatman	1	17	17.0	17	0
Neal	1	3	3.0	3	0

Interceptions	Att.	Yds.	Avg.	Long	TD
Florence	1	40	40.0	40	0
Fletcher	1	0	0.0	0	0

Punting	No.	Yds.	Avg.	TB	I-20	Long
Scifres	4	166	41.5	0	4	48

Punt Returns	No.	Yds.	Avg.	FC	Long	TD
Dwight	0	0	0.0	2	0	0

Kickoff Returns	Att.	Yds.	Avg.	Long	TD
Dwight	4	93	23.3	28	0



Atlanta Falcons 21, San Diego Chargers 20 Sunday, October 17, 2004 - Georgia Dome (Atlanta, GA)

The Chargers saw their two-game winning streak come to a screeching halt after suffering a disappointing 21-20 defeat to the Atlanta Falcons before a crowd of 70,187 at the Georgia Dome. The Chargers, riding the hot hand of quarterback **Drew Brees** and an outstanding defensive effort, dominated the first three quarters of the game. Going into the final period, San Diego held a 17-7 lead; they outgained the Falcons in total yards 249 to 126 and dominated time of possession 30:37 to 14:23. In the fourth quarter, Atlanta came to life and outscored the Chargers 14-3 on a 14-yard **Michael Vick** touchdown run and a 32-yard Vick pass to **Dez White**. In the end, San Diego was doomed by costly penalties and the inability to convert on third downs. The

Bolts were penalized 11 times for 69 yards while Atlanta was flagged just four times for 26 yards, and San Diego was just two of 11 (18%) on third downs. **Antonio Gates** had three catches for 67 yards on a fourth-quarter drive that ended with a 28-yard **Nate Kaeding** field goal. Kaeding also had a career-long 53-yard field goal that put San Diego up 17-7 in the third quarter. **Steve Foley** had two sacks and **Drayton Florence's** second interception in as many weeks set up a 17-yard touchdown catch by **Eric Parker** in the second quarter.

Score by Quarters	Q1	Q2	Q3	Q4	Total
San Diego	0	14	3	3	20
Atlanta	0	7	0	14	21

ATL	2	10:24	Crumpler 19 yd pass from Vick (Feely kick) [5-63, 2:49]
SD	2	1:18	Tomlinson 1 yd run (Kaeding kick) [15-67, 9:06]
SD	2	0:18	Parker 17 yd pass from Brees (Kaeding kick) [3-39, 0:20]
SD	3	5:10	Kaeding 53 yd field goal [6-8, 3:13]
ATL	4	13:09	Vick 14 yd run (Feely kick) [4-75, 1:43]
ATL	4	10:12	White 32 yd pass from Vick (Feely kick) [3-47, 1:02]
SD	4	6:01	Kaeding 28 yd field goal [8-65, 4:11]
Attendance — 70,187			



Team Statistics	Chargers	Atlanta
TOTAL FIRST DOWNS	18	15
Rushing	6	6
Passing	11	7
Penalty	1	2
THIRD DOWN EFFICIENCY	2-11-18%	2-8-25%
FOURTH DOWN EFFICIENCY	1-2-50%	0-0-0%
TOTAL NET YARDS	318	299
Total Plays	63	49
Avg. Per Play	5.0	6.1
NET YARDS RUSHING	95	93
Attempts	31	25
Avg. Per Rush	3.1	3.7
Tackles For Loss-Yards	1-2	0-0
NET YARDS PASSING	223	206
Sacks-Lost	1-4	3-12
Gross Yds. Passing	227	218
ATT.-COMP.-INT.	31-23-1	21-12-1
Avg. Per Play	7.0	8.6
KICKOFFS-In Endzone-TB	5-0-0	4-1-0
PUNTS - No.-Avg.	5-43.4	5-39.2

Team Statistics (cont.)	Chargers	Atlanta
Punts Blocked	0	0
FGS-PATs Blocked	0-0	0-0
Net Punt Average	40.0	39.2
TOTAL RETURN YARDS	106	77
No.-Yds. Punt Returns	0-0	1-17
No.-Yds. Kickoff Returns	4-103	4-58
No.-Yds. Int. Returns	1-3	1-2
PENALTIES - No.-Yds.	11-69	4-26
FUMBLES - No.-Lost	1-0	1-1
TOUCHDOWNS	2	3
Rushing	1	1
Passing	1	2
Returns	0	0
EXTRA POINTS M-A	2-2	3-3
FIELD GOALS M-A	2-2	0-0
RED ZONE EFFICIENCY	2-3-67%	2-2-100%
GOAL TO GO EFFICIENCY	1-1-100%	0-0-0%
SAFETIES	0	0
FINAL SCORE	20	21
TIME OF POSSESSION	36:51	23:09

CHARGERS						
Rushing	Att.	Yds.	Avg.	Long	TD	
Tomlinson	23	64	2.8	10	1	
Chatman	3	12	4.0	7	0	
Caldwell	1	12	12.0	12	0	
Brees	1	4	4.0	4	0	
Dwight	2	2	1.0	4	0	
Neal	1	1	1.0	1	0	

Passing	Att.	Comp.	Yds.	S-L	TD	Lg.	Int.
Brees	31	23	227	1-4	1	23	1

Receiving	No.	Yds.	Avg.	Long	TD
Gates	6	80	13.3	23	0
Parker	6	76	12.7	17t	1
Tomlinson	4	16	4.0	8	0
Osgood	3	37	12.3	22	0
Neal	2	1	0.5	1	0
Caldwell	1	9	9.0	9	0
Peelle	1	8	8.0	8	0

Interceptions	Att.	Yds.	Avg.	Long	TD
Florence	1	3	3.0	3	0

Punting	No.	Yds.	Avg.	TB	I-20	Long
Scifres	5	217	43.4	0	2	51

Punt Returns	No.	Yds.	Avg.	FC	Long	TD
E. Parker	0	0	0.0	2	0	0
Dwight	0	0	0.0	3	0	0

Kickoff Returns	Att.	Yds.	Avg.	Long	TD
Dwight	4	103	25.8	32	0

ATLANTA						
Rushing	Att.	Yds.	Avg.	Long	TD	
Duckett	11	45	4.1	11	0	
Vick	9	35	3.9	14t	1	
Dunn	5	13	2.6	5	0	

Passing	Att.	Comp.	Yds.	S-L	TD	Lg.	Int.
Vick	21	12	218	3-12	2	50	1

Receiving	No.	Yds.	Avg.	Long	TD
Crumpler	4	54	13.5	20	1
Price	2	67	33.5	50	0
Griffith	2	31	15.5	24	0
Finneran	2	30	15.0	26	0
White	1	32	32.0	32t	1
Blakley	1	4	4.0	4	0

Interceptions	Att.	Yds.	Avg.	Long	TD
Brooking	1	2	2.0	2	0

Punting	No.	Yds.	Avg.	TB	I-20	Long
Mohr	5	196	39.2	0	3	45

Punt Returns	No.	Yds.	Avg.	FC	Long	TD
Rossum	1	17	17.0	2	17	0

Kickoff Returns	Att.	Yds.	Avg.	Long	TD
Rossum	4	58	14.5	19	0

San Diego Chargers 17, Carolina Panthers 6

Sunday, October 24, 2004 - Bank of America Stadium (Charlotte, NC)

The Chargers overcame a lethargic start on offense and a 6-0 halftime deficit with a big second-half effort that led to a 17-6 win over the defending NFC Champion Carolina Panthers at Bank of America Stadium. The Bolts' defense held the Panthers to a pair of **John Kasay** field goals in the first half, and the offense took advantage of a missed field goal by Kasay in the third quarter, converting it into an eight-yard touchdown run by **LaDainian Tomlinson**. That was the beginning of San Diego's 17-0 run in the second half. The Chargers held the Panthers to six points and 263 total yards. Both were season lows for San Diego's defense. **Jesse Chatman** spelled Tomlinson in the fourth quarter

and rushed for 69 yards on eight carries, including a 52-yard run that put him in position to score the game-clinching touchdown on a five-yard run three plays later. **Terrence Kiel** had his first interception of the season. He led the team with nine tackles and racked up a career-high three passes defended. **Mike Scifres** helped the Chargers win the field position battle, landing three of his five punts inside the 20-yard line and allowing only one punt to be returned for no yards. **Nate Kaeding** bounced back from his first missed field goal of the season with a clutch 44-yarder in the third quarter that gave San Diego a 10-6 lead.



Score by Quarters		Q1	Q2	Q3	Q4	Total
San Diego		0	0	10	7	17
Carolina		6	0	0	0	6

CAR	1	8:21	Kasay 28 yd field goal [12-63, 6:39]			
CAR	1	3:28	Kasay 21 yd field goal [8-30, 4:34]			
SD	3	8:13	Tomlinson 8 yd run (Kaeding kick) [7-64, 3:33]			
SD	3	2:36	Kaeding 44 yd field goal [10-46, 4:32]			
SD	4	1:42	Chatman 5 yd run (Kaeding kick) [7-76, 1:37]			
Attendance — 73,096						

Team Statistics	Chargers	Carolina
TOTAL FIRST DOWNS	19	20
Rushing	6	7
Passing	10	9
Penalty	3	4
THIRD DOWN EFFICIENCY	7-14-50%	5-14-36%
FOURTH DOWN EFFICIENCY	0-0-0%	0-2-0%
TOTAL NET YARDS	302	263
Total Plays	60	67
Avg. Per Play	5.0	3.9
NET YARDS RUSHING	114	116
Attempts	27	30
Avg. Per Rush	4.2	3.9
Tackles For Loss-Yards	5-14	1-3
NET YARDS PASSING	188	147
Sacks-Lost	1-8	1-8
Gross Yds. Passing	196	155
ATT.-COMP.-INT.	32-21-0	36-17-1
Avg. Per Play	5.7	4.0
KICKOFFS-In Endzone-TB	4-0-0	3-0-0
PUNTS - No.-Avg.	5-35.0	4-44.0

Team Statistics (cont.)	Chargers	Carolina
Punts Blocked	0	0
FGs-PATs Blocked	0-0	0-0
Net Punt Average	35.0	39.5
TOTAL RETURN YARDS	98	75
No.-Yds. Punt Returns	3-18	1-0
No.-Yds. Kickoff Returns	3-80	4-75
No.-Yds. Int. Returns	1-0	0-0
PENALTIES - No.-Yds.	7-83	8-94
FUMBLES - No.-Lost	1-1	0-0
TOUCHDOWNS	2	0
Rushing	2	0
Passing	0	0
Returns	0	0
EXTRA POINTS M-A	2-2	0-0
FIELD GOALS M-A	1-2	2-3
RED ZONE EFFICIENCY	2-3-67%	0-2-0%
GOAL TO GO EFFICIENCY	2-2-100%	0-1-0%
SAFETIES	0	0
FINAL SCORE	17	6
TIME OF POSSESSION	29:07	30:53

CHARGERS

Rushing	Att.	Yds.	Avg.	Long	TD
Chatman	8	69	8.6	52	1
Tomlinson	17	47	2.8	16	1
Brees	2	-2	-1.0	1	0

Passing	Att.	Comp.	Yds.	S-L	TD	Lg.	Int.
Brees	32	21	196	1-8	0	23	0

Receiving	No.	Yds.	Avg.	Long	TD
Gates	7	61	8.7	14	0
McCardell	5	65	13.0	23	0
Parker	4	47	11.8	18	0
Tomlinson	3	13	4.3	7	0
Peelle	1	6	6.0	6	0
Neal	1	4	4.0	4	0

Interceptions	Att.	Yds.	Avg.	Long	TD
Kiel	1	0	0.0	0	0

Punting	No.	Yds.	Avg.	TB	I-20	Long
Scifres	5	175	35.0	0	3	40

Punt Returns	No.	Yds.	Avg.	FC	Long	TD
Parker	3	18	6.0	0	10	0

Kickoff Returns	Att.	Yds.	Avg.	Long	TD
Dwight	3	80	26.7	28	0

CAROLINA

Rushing	Att.	Yds.	Avg.	Long	TD
Hoover	24	99	4.1	16	0
Goings	4	11	2.8	6	0
Harris	2	6	3.0	5	0

Passing	Att.	Comp.	Yds.	S-L	TD	Lg.	Int.
Delhomme	36	17	155	1-8	0	16	1

Receiving	No.	Yds.	Avg.	Long	TD
Colbert	7	71	10.1	16	0
Muhammad	3	28	9.3	14	0
Goings	2	11	5.5	6	0
Hoover	2	6	3.0	4	0
Mangum	1	15	15.0	15	0
Gaines	1	14	14.0	14	0
Seidman	1	10	10.0	10	0

Interceptions	Att.	Yds.	Avg.	Long	TD
None					

Punting	No.	Yds.	Avg.	TB	I-20	Long
Sauerbrun	4	176	44.0	0	1	51

Punt Returns	No.	Yds.	Avg.	FC	Long	TD
Broussard	1	0	0.0	4	0	0

Kickoff Returns	Att.	Yds.	Avg.	Long	TD
Broussard	3	64	21.3	23	0
Proehl	1	11	11.0	11	0



San Diego Chargers 42, Oakland Raiders 14

Sunday, October 31, 2004 - Qualcomm Stadium (San Diego, CA)

The Chargers improved to 5-3 with a resounding 42-14 victory over the Oakland Raiders before a Halloween gathering of 66,210 at Qualcomm Stadium. **Drew Brees** had a near-perfect afternoon for the Lightning Bolts, completing a team-record 22 of 25 (88 percent) for 281 yards with a career-high five touchdowns and no interceptions. He threw scoring strikes to four different receivers, including two to **Antonio Gates**, and one each to **Keenan McCardell**, **Justin Peelle** and **Tim Dwight**. The Chargers jumped out to a 14-0 lead after one quarter and led 28-7 at the half. The Chargers held Oakland to only 22 yards rushing, ninth-lowest in team history, and forced three turnovers, including

interceptions by **Clinton Hart** and **Sammy Davis**. **LaDainian Tomlinson** scored a touchdown on a one-yard run in the second quarter. It was the 44th of his career, establishing a new team record for career rushing touchdowns. **Eric Parker** led the team with six catches for 91 yards. He also had his two longest punt returns of the season. His first return covered 24 yards and helped set up San Diego's first touchdown from Brees to Peelle. In the second quarter, Parker had a 32-yard return that led to Tomlinson's touchdown run seven plays later.



Score by Quarters	Q1	Q2	Q3	Q4	Total
Oakland	0	7	7	0	14
San Diego	14	14	14	0	42

SD 1	11:14	Peelle 17 yd pass from Brees (Kaeding kick) [5-66, 2:06]
SD 1	0:08	Tomlinson 1 yd run (Kaeding kick) [7-29, 3:15]
OAK 2	10:02	Wheatley 5 yd run (Janikowski kick) [10-74, 5:06]
SD 2	4:56	McCardell 13 yd pass from Brees (Kaeding kick) [9-80, 5:06]
SD 2	0:36	Dwight 23 yd pass from Brees (Kaeding kick) [4-53, 1:57]
SD 3	12:05	Gates 5 yd pass from Brees (Kaeding kick) [5-50, 2:55]
SD 3	3:08	Gates 1 yd pass from Brees (Kaeding kick) [12-90, 6:28]
OAK 3	0:02	Jolley 13 yd pass from Collins (Janikowski kick) [6-60, 3:06]
Attendance — 66,210		

Team Statistics	Oakland	Chargers
TOTAL FIRST DOWNS	15	33
Rushing	2	9
Passing	12	18
Penalty	1	6
THIRD DOWN EFFICIENCY	4-11-36%	1-5-20%
FOURTH DOWN EFFICIENCY	0-1-0%	1-1-100%
TOTAL NET YARDS	281	448
Total Plays	51	64
Avg. Per Play	5.5	7.0
NET YARDS RUSHING	22	175
Attempts	11	38
Avg. Per Rush	2.0	4.6
Tackles For Loss-Yards	4-9	0-0
NET YARDS PASSING	259	273
Sacks-Lost	1-4	1-8
Gross Yds. Passing	263	281
ATT.-COMP.-INT.	39-24-2	25-22-0
Avg. Per Play	6.5	10.5
KICKOFFS-In Endzone-TB	3-3-1	7-1-1
PUNTS - No.-Avg.	5-50.4	3-48.7

Team Statistics (cont.)	Oakland	Chargers
Punts Blocked	0	0
FGs-PATs Blocked	0-0	0-0
Net Punt Average	38.0	42.7
TOTAL RETURN YARDS	112	150
No.-Yds. Punt Returns	1-18	4-62
No.-Yds. Kickoff Returns	5-94	2-71
No.-Yds. Int. Returns	0-0	2-17
PENALTIES - No.-Yds.	10-75	7-46
FUMBLES - No.-Lost	1-1	1-1
TOUCHDOWNS	2	6
Rushing	1	1
Passing	1	5
Returns	0	0
EXTRA POINTS M-A	2-2	6-6
FIELD GOALS M-A	0-0	0-0
RED ZONE EFFICIENCY	2-3-67%	5-6-83%
GOAL TO GO EFFICIENCY	2-2-100%	3-4-75%
SAFETIES	0	0
FINAL SCORE	14	42
TIME OF POSSESSION	24:30	35:30

OAKLAND

Rushing	Att.	Yds.	Avg.	Long	TD
Wheatley	4	23	5.8	18	1
Redmond	1	0	0.0	0	0
Zereoue	6	-1	-0.2	4	0

Passing	Att.	Comp.	Yds.	S-L	TD	Lg.	Int.
Collins	39	24	263	1-4	1	28	2

Receiving	No.	Yds.	Avg.	Long	TD
Zereoue	5	42	8.4	12	0
Porter	4	50	12.5	17	0
Wheatley	4	22	5.5	11	0
Gabriel	3	50	16.7	19	0
Redmond	3	29	9.7	12	0
Jolley	3	22	7.3	13	1
Anderson	1	28	28.0	28	0
Morant	1	20	20.0	20	0

Interceptions	Att.	Yds.	Avg.	Long	TD
None					

Punting	No.	Yds.	Avg.	TB	I-20	Long
Lechler	5	252	50.4	0	1	59

Punt Returns	No.	Yds.	Avg.	FC	Long	TD
Buchanon	1	18	18.0	1	18	0

Kickoff Returns	Att.	Yds.	Avg.	Long	TD
Gabriel	5	94	18.8	24	0

CHARGERS

Rushing	Att.	Yds.	Avg.	Long	TD
Tomlinson	19	71	3.7	15	1
Chatman	12	69	5.8	16	0
Brees	2	21	10.5	22	0
Neal	5	14	2.8	7	0

Passing	Att.	Comp.	Yds.	S-L	TD	Lg.	Int.
Brees	25	22	281	1-8	5	29	0

Receiving	No.	Yds.	Avg.	Long	TD
Parker	6	91	15.2	22	0
Gates	5	63	12.6	29	2
McCardell	4	55	13.8	24	1
Peelle	3	28	9.3	17	1
Neal	2	14	7.0	12	0
Dwight	1	23	23.0	23	1
Tomlinson	1	7	7.0	7	0

Interceptions	Att.	Yds.	Avg.	Long	TD
Hart	1	13	13.0	13	0
Davis	1	4	4.0	4	0

Punting	No.	Yds.	Avg.	TB	I-20	Long
Scifres	3	146	48.7	0	1	60

Punt Returns	No.	Yds.	Avg.	FC	Long	TD
Parker	4	62	15.5	0	32	0

Kickoff Returns	Att.	Yds.	Avg.	Long	TD
Dwight	2	71	35.5	50	0

San Diego Chargers 43, New Orleans Saints 17 Sunday, November 7, 2004 - Qualcomm Stadium (San Diego, CA)

The Chargers cruised into their bye week with a record of 6-3 after posting a 43-17 win over the New Orleans Saints in front of a crowd of 59,662 at Qualcomm Stadium. **Drew Brees** turned in a masterful performance with 257 yards passing and four touchdowns against the Saints, three of which went to **Antonio Gates** for a new career high. **Nate Kaeding** added two field goals for the Lightning Bolts. **Tim Dwight** had a career-long 48-yard run to set up the Chargers' second touchdown of the game. **Jerry Wilson** had an interception in the second quarter that led to

the first of Kaeding's two field goals. The 43 points by the Chargers was the most in a game since scoring 45 against Miami on Dec. 27, 1993. The Bolts converted a fake punt on the opening drive of the game, their first since Oct. 22, 1995. The Chargers' defense recorded three sacks, including 1.5 by **Steve Foley**, one by **Adrian Dingle**, and one-half sack by **DeQuincy Scott**. Foley also drew a holding penalty in the end zone for a safety that helped set up a seven-yard touchdown pass on the ensuing drive in the third quarter. On New Orleans' next drive, he forced a fumble that set up a two-yard touchdown pass to Gates.



Score by Quarters	Q1	Q2	Q3	Q4	Total
New Orleans	0	7	0	10	17
San Diego	14	6	16	7	43

SD	1	9:50
SD	1	5:29
SD	2	13:02
NO	2	8:12
SD	2	3:16
SD	3	8:36
SD	3	3:15
SD	3	2:04
NO	4	13:53
SD	4	7:06
NO	4	4:04
Attendance	— 59,662	

Gates 12 yd pass from Brees (Kaeding kick) [10-73, 5:10]
Tomlinson 1 yd run (Kaeding kick) [5-70, 3:06]
Kaeding 40 yd field goal [6-41, 1:50]
McAllister 2 yd run (Carney kick) [10-68, 4:50]
Kaeding 27 yd field goal [10-64, 4:56]
Penalty on Gandy enforced in end zone for a safety
Gates 7 yd pass from Brees (Kaeding kick) [12-64, 5:21]
Gates 2 yd pass from Brees (Kaeding kick) [2-40, 0:52]
Carney 37 yd field goal [9-29, 3:11]
Osgood 12 yd pass from Brees (Kaeding kick) [10-72, 6:47]
Williams 6 yd pass from Brooks (Carney kick) [9-60, 3:02]

Team Statistics	New Orleans	Chargers
TOTAL FIRST DOWNS	18	28
Rushing	4	10
Passing	11	14
Penalty	3	4
THIRD DOWN EFFICIENCY	5-10-50%	12-18-67%
FOURTH DOWN EFFICIENCY	0-0-0%	1-1-100%
TOTAL NET YARDS	220	402
Total Plays	50	73
Avg. Per Play	4.4	5.5
NET YARDS RUSHING	55	152
Attempts	18	35
Avg. Per Rush	3.1	4.3
Tackles For Loss-Yards	1-2	1-1
NET YARDS PASSING	165	250
Sacks-Lost	3-8	1-7
Gross Yds. Passing	173	257
ATT.-COMP.-INT.	29-16-1	37-22-0
Avg. Per Play	5.2	6.6
KICKOFFS-In Endzone-TB	5-0-0	8-0-0
PUNTS - No.-Avg.	2-50.5	1-31.0

Team Statistics (cont.)	New Orleans	Chargers
Punts Blocked	0	0
FGS-PATs Blocked	0-0	0-0
Net Punt Average	47.5	31.0
TOTAL RETURN YARDS	170	95
No.-Yds. Punt Returns	0-0	2-6
No.-Yds. Kickoff Returns	7-170	4-77
No.-Yds. Int. Returns	0-0	1-12
PENALTIES - No.-Yds.	10-117	5-32
FUMBLES - No.-Lost	2-1	2-0
TOUCHDOWNS	2	5
Rushing	1	1
Passing	1	4
Returns	0	0
EXTRA POINTS M-A	2-2	5-5
FIELD GOALS M-A	1-2	2-2
RED ZONE EFFICIENCY	2-3-67%	5-6-83%
GOAL TO GO EFFICIENCY	2-2-100%	2-2-100%
SAFETIES	0	1
FINAL SCORE	17	43
TIME OF POSSESSION	23:10	36:50

NEW ORLEANS

Rushing	Att.	Yds.	Avg.	Long	TD
McAllister	16	63	3.9	10	1
Brooks	2	-8	-4.0	15	0

Passing	Att.	Comp.	Yds.	S-L	TD	Lg.	Int.
Brooks	29	16	173	3-8	1	28	1

Receiving	No.	Yds.	Avg.	Long	TD
Williams	5	71	14.2	22	1
McAllister	4	18	4.5	8	0
Pathon	3	34	11.3	13	0
Horn	2	21	10.5	12	0
Conwell	1	28	28.0	28	0
Brooks	1	1	1.0	1	0

Interceptions	Att.	Yds.	Avg.	Long	TD
None					

Punting	No.	Yds.	Avg.	TB	I-20	Long
Berger	2	101	50.5	0	0	53

Punt Returns	No.	Yds.	Avg.	FC	Long	TD
Lewis	0	0	0.0	1	0	0

Kickoff Returns	Att.	Yds.	Avg.	Long	TD
Lewis	6	144	24.0	35	0
McAfee	1	26	26.0	26	0

CHARGERS

Rushing	Att.	Yds.	Avg.	Long	TD
Chatman	7	51	7.3	22	0
Dwight	1	48	48.0	48	0
Tomlinson	17	36	2.1	8	1
Turner	5	17	3.4	8	0
Brees	2	4	2.0	2	0
Rivers	3	-4	-1.3	-1	0

Passing	Att.	Comp.	Yds.	S-L	TD	Lg.	Int.
Brees	36	22	257	1-7	4	31	0
McCardell	1	0	0-0	0	0	0	0

Receiving	No.	Yds.	Avg.	Long	TD
McCardell	6	89	14.8	31	0
Gates	5	56	11.2	29	3
Tomlinson	4	40	10.0	13	0
Parker	3	36	12.0	22	0
Osgood	2	23	11.5	12t	1
Neal	2	13	6.5	7	0

Interceptions	Att.	Yds.	Avg.	Long	TD
Wilson	1	12	12.0	12	0

Punting	No.	Yds.	Avg.	TB	I-20	Long
Scifres	1	31	31.0	0	1	31

Punt Returns	No.	Yds.	Avg.	FC	Long	TD
Parker	2	6	3.0	0	6	0

Kickoff Returns	Att.	Yds.	Avg.	Long	TD
Dwight	4	77	19.3	22	0

San Diego Chargers 23, Oakland Raiders 17

Sunday, November 21, 2004 - Network Associates Coliseum (Oakland, CA)

The Chargers completed the first season sweep of their division rivals since 1992 with a 23-17 win over the Oakland Raiders before a crowd of 46,905 at Network Associates Coliseum. Statistically, the Chargers dominated the game, outgaining the Raiders in total yards, 402 to 273, and setting a season high with 38:26 time of possession. **LaDainian Tomlinson** had a huge game for the Chargers on the ground, churning out a season-high 164 yards and a touchdown on 37 carries. **Antonio Gates** had a big game through the air, catching eight passes for 101 yards and a touchdown. **Drew Brees** was again solid at quarterback,

scoring his second touchdown of the season on a six-yard run and completing 18 of 34 for 226 yards and the touchdown to Gates. The Chargers' defense held the Raiders to 53 yards rushing and put constant pressure on quarterback Kerry Collins. Linebacker **Randall Godfrey** delivered what was potentially the hit of the year following a third-quarter catch by **Jerry Porter**. That hit jarred the ball loose and right into the arms of **Ben Leber**, who returned it to the 23-yard line and helped set up a 19-yard field goal by **Nate Kaeding**.

Score by Quarters	Q1	Q2	Q3	Q4	Total
San Diego	6	7	3	7	23
Oakland	0	7	7	3	17

SD	1	9:05	Gates 11 yd pass from Brees (kick blocked) [13-73, 5:55]
SD	2	10:07	Brees 6 yd run (Kaeding kick) [9-56, 4:39]
OAK	2	6:40	Curry 22 yd pass from Collins (Janikowski kick) [7-68, 3:27]
SD	3	5:21	Kaeding 19 yd field goal [9-22, 3:56]
OAK	3	1:58	Johnson 8 yd pass from Collins (Janikowski kick) [7-54, 3:23]
SD	4	11:06	Tomlinson 6 yd run (Kaeding kick) [12-63, 5:52]
OAK	4	7:11	Janikowski 31 yd field goal [10-56, 3:55]
Attendance — 46,905			



Team Statistics	Chargers	Oakland
TOTAL FIRST DOWNS	26	14
Rushing	11	3
Passing	11	9
Penalty	4	2
THIRD DOWN EFFICIENCY	9-16-56%	3-10-30%
FOURTH DOWN EFFICIENCY	0-0-0%	0-0-0%
TOTAL NET YARDS	402	273
Total Plays	79	46
Avg. Per Play	5.1	5.9
NET YARDS RUSHING	176	53
Attempts	44	14
Avg. Per Rush	4.0	3.8
Tackles For Loss-Yards	2-4	4-6
NET YARDS PASSING	226	220
Sacks-Lost	0-0	1-7
Gross Yds. Passing	226	227
ATT.-COMP.-INT.	35-18-0	31-18-0
Avg. Per Play	6.5	6.9
KICKOFFS-In Endzone-TB	5-0-0	4-2-1
PUNTS - No.-Avg.	4-43.3	6-45.0

CHARGERS

Rushing	Att.	Yds.	Avg.	Long	TD
Tomlinson	37	164	4.4	16	1
Brees	5	5	1.0	6t	1
Neal	1	4	4.0	4	0
McCardell	1	3	3.0	3	0

Passing	Att.	Comp.	Yds.	S-L	TD	Lg.	Int.
Brees	34	18	226	0-0	1	28	0
Tomlinson	1	0	0	0-0	0	0	0

Receiving	No.	Yds.	Avg.	Long	TD
Gates	8	101	12.6	28	1
McCardell	7	91	13.0	20	0
Parker	2	25	12.5	17	0
Tomlinson	1	9	9.0	9	0

Interceptions	Att.	Yds.	Avg.	Long	TD
None					

Punting	No.	Yds.	Avg.	TB	I-20	Long
Scifres	4	173	43.3	0	3	57

Punt Returns	No.	Yds.	Avg.	FC	Long	TD
Parker	1	15	15.0	0	15	0

Kickoff Returns	Att.	Yds.	Avg.	Long	TD
Dwight	3	64	21.3	26	0

Team Statistics (cont.)	Oakland	Chargers
Punts Blocked	0	0
FGs-PATs Blocked	0-1	0-0
Net Punt Average	41.0	32.5
TOTAL RETURN YARDS	79	79
No.-Yds. Punt Returns	1-15	2-9
No.-Yds. Kickoff Returns	3-64	5-70
No.-Yds. Int. Returns	0-0	0-0
PENALTIES - No.-Yds.	9-80	8-76
FUMBLES - No.-Lost	1-1	1-1
TOUCHDOWNS	3	2
Rushing	2	0
Passing	1	2
Returns	0	0
EXTRA POINTS M-A	2-3	2-2
FIELD GOALS M-A	1-2	1-1
RED ZONE EFFICIENCY	3-5-60%	1-2-50%
GOAL TO GO EFFICIENCY	1-3-33%	1-1-100%
SAFETIES	0	0
FINAL SCORE	23	17
TIME OF POSSESSION	38:26	21:34

OAKLAND

Rushing	Att.	Yds.	Avg.	Long	TD
Wheatley	12	42	3.5	10	0
Collins	2	11	5.5	6	0

Passing	Att.	Comp.	Yds.	S-L	TD	Lg.	Int.
Collins	30	18	227	1-7	2	25	0
Curry	1	0	0	0-0	0	0	0

Receiving	No.	Yds.	Avg.	Long	TD
Porter	5	63	12.6	17	0
Curry	4	58	14.5	25	1
Gabriel	2	36	18.0	20	0
Jolley	2	22	11.0	12	0
Redmond	2	20	10.0	12	0
Zereoue	1	11	11.0	11	0
Wheatley	1	9	9.0	9	0
Johnson	1	8	8.0	8t	1

Interceptions	Att.	Yds.	Avg.	Long	TD
None					

Punting	No.	Yds.	Avg.	TB	I-20	Long
Lechler	6	270	45.0	3	0	57

Punt Returns	No.	Yds.	Avg.	FC	Long	TD
Buchanan	2	9	4.5	1	10	0

Kickoff Returns	Att.	Yds.	Avg.	Long	TD
Gabriel	3	42	14.0	23	0
Curry	2	28	14.0	14	0

San Diego Chargers 34, Kansas City Chiefs 31 Sunday, November 28, 2004 - Arrowhead Stadium (Kansas City, MO)

The Chargers won their fifth game in a row with a thrilling come-from-behind 34-31 victory over the Kansas City Chiefs before a capacity crowd of 77,447 at Arrowhead Stadium. **Nate Kaeding** capped the comeback with a 43-yard field goal with 2:24 remaining in the fourth quarter that was set up by a **Donnie Edwards**' interception. The win snapped a seven-game losing streak for the Chargers at Arrowhead Stadium. **Drew Brees** passed for a career-high 378 yards and threw two touchdown passes to **Antonio Gates**, while **LaDainian Tomlinson** scored twice on the ground. Wide receiver **Kassim Osgood** turned in two of the biggest plays of the game. On the opening kickoff of the

second half, he ran down the Chiefs' **Dante Hall** who appeared to be headed for the end zone and a 92-yard touchdown return. Osgood's pursuit caused Hall to fumble the ball while changing hands. San Diego recovered and kept the score 17-14. Then in the fourth quarter with the Chargers facing a second-and-22 from their own 19-yard line and trailing 31-24, Osgood caught a career-long 65-yard pass from Brees. Four plays later, Gates caught his second touchdown pass. The Chargers tied the game, 31-31. The Chargers finished the game with 498 yards of total offense, the most since the team had 512 at Kansas City in 1986.

2004 IN REVIEW



Score by Quarters	Q1	Q2	Q3	Q4	Total
San Diego	7	7	3	17	34
Kansas City	7	17	0	14	31

SD	1	7:01
KC	1	4:25
KC	2	9:05
SD	2	3:11
KC	2	0:45
SD	3	7:24
KC	4	14:17
SD	4	10:13
KC	4	10:00
SD	4	6:22
SD	4	2:24
Attendance — 77,447		

Tomlinson 1 yd run (Kaeding kick) [3-57, 1:00]
 Blaylock 5 yd run (Tynes kick) [6-60, 2:35]
 Johnson 6 yd run (Tynes kick) [13-94, 6:00]
 Tomlinson 3 yd run (Kaeding kick) [12-65, 5:54]
 Tynes 28 yd field goal [11-58, 2:26]
 Kaeding 25 yd field goal [5-43, 2:15]
 Blaylock 22 yd run (kick failed) [9-84, 4:29]
 Gates 18 yd pass from Brees (Kaeding kick) [6-71, 4:04]
 Hall 96 yd kickoff return (Green-Kennison pass) [0-0, 0:13]
 Gates 11 yd pass from Brees (Kaeding kick) [5-69, 3:38]
 Kaeding 43 yd field goal [7-8, 2:26]

Team Statistics	Chargers	Kansas City
TOTAL FIRST DOWNS	25	20
Rushing	10	8
Passing	13	10
Penalty	2	2
THIRD DOWN EFFICIENCY	8-16-50%	3-10-30%
FOURTH DOWN EFFICIENCY	0-0-0%	0-1-0%
TOTAL NET YARDS	498	310
Total Plays	69	55
Avg. Per Play	7.2	5.6
NET YARDS RUSHING	127	110
Attempts	31	20
Avg. Per Rush	4.1	5.5
Tackles For Loss-Yards	5-11	1-5
NET YARDS PASSING	371	200
Sacks-Lost	1-7	1-8
Gross Yds. Passing	378	208
ATT.-COMP.-INT.	37-28-0	34-21-1
Avg. Per Play	9.8	5.7
KICKOFFS-In Endzone-TB	7-0-0	6-0-0
PUNTS - No.-Avg.	3-45.0	3-33.0

Team Statistics (cont.)	Chargers	Kansas City
Punts Blocked	0	0
FGs-PATs Blocked	0-0	0-0
Net Punt Average	44.7	33.3
TOTAL RETURN YARDS	147	234
No.-Yds. Punt Returns	1(-1-1)	1-1
No.-Yds. Kickoff Returns	6-135	6-233
No.-Yds. Int. Returns	1-13	0-0
PENALTIES - No.-Yds.	9-60	5-26
FUMBLES - No.-Lost	1-0	1-1
TOUCHDOWNS	4	4
Rushing	2	3
Passing	2	0
Returns	0	1
EXTRA POINTS M-A	4-4	3-4
FIELD GOALS M-A	2-4	1-1
RED ZONE EFFICIENCY	4-7-57%	2-3-67%
GOAL TO GO EFFICIENCY	3-3-100%	1-1-100%
SAFETIES	0	0
FINAL SCORE	34	31
TIME OF POSSESSION	36:46	23:14

CHARGERS

Rushing	Att.	Yds.	Avg.	Long	TD
Parker	2	58	29.0	38	0
Tomlinson	21	46	2.2	14	2
Brees	8	23	2.9	14	0

Passing	Att.	Comp.	S-L	TD	Lg.	Int.	
Brees	37	28	378	1-7	2	65	0

Receiving	No.	Yds.	Avg.	Long	TD
Tomlinson	10	57	5.7	10	0
Gates	7	92	13.1	27	2
McCardell	4	48	12.0	23	0
Parker	3	78	26.0	55	0
Osgood	2	92	46.0	65	0
Neal	1	7	7.0	7	0
Peelle	1	4	4.0	4	0

Interceptions	Att.	Yds.	Avg.	Long	TD
Edwards	1	13	13.0	13	0

Punting	No.	Yds.	Avg.	TB	I-20	Long
Scifres	3	135	45.0	0	3	55

Punt Returns	No.	Yds.	Avg.	FC	Long	TD
Parker	1	-1	-1.0	1	-1	0

Kickoff Returns	Att.	Yds.	Avg.	Long	TD
Dwight	6	135	22.5	26	0

KANSAS CITY

Rushing	Att.	Yds.	Avg.	Long	TD
Blaylock	8	57	7.1	22t	2
Johnson	10	43	4.3	13	1
Green	1	7	7.0	7	0
Morton	1	3	3.0	3	0

Passing	Att.	Comp.	Yds.	S-L	TD	Lg.	Int.
Green	34	21	208	1-8	0	27	1

Receiving	No.	Yds.	Avg.	Long	TD
Gonzalez	8	105	13.1	27	0
Morton	4	39	9.8	18	0
Blaylock	3	21	7.0	12	0
Dunn	2	16	8.0	16	0
Kennison	1	9	9.0	9	0
Hall	1	8	8.0	8	0
Johnson	1	7	7.0	7	0
Richardson	1	3	3.0	3	0

Interceptions	Att.	Yds.	Avg.	Long	TD
None					

Punting	No.	Yds.	Avg.	TB	I-20	Long
Cheek	3	99	33.0	0	0	38

Punt Returns	No.	Yds.	Avg.	FC	Long	TD
Hall	1	1	1.0	2	1	0

Kickoff Returns	Att.	Yds.	Avg.	Long	TD
Hall	6	233	38.8	96t	1

San Diego Chargers 20, Denver Broncos 17

Sunday, December 5, 2004 - Qualcomm Stadium (San Diego, CA)

The Chargers logged their sixth win in a row, 20-17, before a rain-soaked sellout crowd of 65,395 at Qualcomm Stadium. San Diego's defense came up with a huge effort, racking up a season-high four interceptions and holding the Broncos to 74 yards rushing. **LaDainian Tomlinson** shouldered the load on offense, rushing for 113 yards and two scores. Late in the fourth quarter of a tight game, the defense held the Broncos at bay as they appeared poised to tie the game or take the lead. Safety **Jerry Wilson** had an interception in the end zone of a pass that was tipped in the air by **Drayton Florence**, and then on Denver's final offensive series as the clock wound down, the Bolts stymied Denver's offense and prevented them from getting into range to try a game-tying field goal before time expired. Florence also had an interception on the opening series of the game that led to the first of Tomlinson's two touchdowns. Linebackers **Steve Foley** and **Shaun Phillips** had

the other two interceptions. Phillips' interception right before the end of the first half helped set up a field goal by **Nate Kaeding** that gave the Chargers a 17-7 lead at the break. Linebacker **Randall Godfrey** had one of the Chargers' two sacks on the day. It pinned Denver at their own two-yard line, forcing them to punt. Following a 19-yard return by **Eric Parker** to the Denver 21-yard line, the Chargers got their second touchdown run from Tomlinson and took a 14-7 lead in the second quarter. **Drew Brees** threw an interception on his second pass attempt of the game, ending his team-record string of 194 consecutive passes thrown without an interception. **Donnie Edwards** racked up a career-high 20 tackles. **Mike Scifres** had his first punt go for a touchback since Sept. 26, ending a streak of 36 consecutive punts without a touchback.

Score by Quarters	Q1	Q2	Q3	Q4	Total
Denver	0	7	0	10	17
San Diego	7	10	3	0	20

SD 1	12:01	Tomlinson 5 yd run (Kaeding kick) [4-43, 1:26]
DEN 2	13:27	Bell 16 yd run (Elam kick) [5-64, 2:33]
SD 2	7:05	Tomlinson 1 yd run (Kaeding kick) [6-21, 2:49]
SD 2	0:00	Kaeding 23 yd field goal [5-13, 1:30]
SD 3	5:12	Kaeding 23 yd field goal [10-43, 4:12]
DEN 4	14:18	Droughns 4 yd run (Elam kick) [6-65, 2:26]
DEN 4	9:26	Elam 31 yd field goal [9-49, 3:47]

Attendance — 65,395

Team Statistics	Denver	Chargers
TOTAL FIRST DOWNS	21	14
Rushing	4	9
Passing	12	4
Penalty	5	1
THIRD DOWN EFFICIENCY	4-14-29%	6-17-35%
FOURTH DOWN EFFICIENCY	2-2-100%	0-0-0%
TOTAL NET YARDS	337	208
Total Plays	66	64
Avg. Per Play	5.1	3.3
NET YARDS RUSHING	74	122
Attempts	24	35
Avg. Per Rush	3.1	3.5
Tackles For Loss-Yards	2-3	3-11
NET YARDS PASSING	263	86
Sacks-Lost	2-15	2-20
Gross Yds. Passing	278	106
ATT.-COMP.-INT.	40-16-4	27-14-1
Avg. Per Play	6.3	3.0
KICKOFFS-In Endzone-TB	4-0-0	4-0-0
PUNTS - No.-Avg.	5-40.4	8-46.5

DENVER

Rushing	Att.	Yds.	Avg.	Long	TD
Droughns	14	38	2.7	10	1
Bell	7	31	4.4	16t	1
Plummer	2	6	3.0	4	0
Lelie	1	-1	-1.0	-1	0

Passing	Att.	Comp.	Yds.	S-L	TD	Lg.	Int.
Plummer	40	16	278	2-15	0	45	4

Receiving	No.	Yds.	Avg.	Long	TD
Lelie	4	105	26.3	44	0
Smith	4	76	19.0	45	0
Droughns	4	35	8.8	12	0
Watts	2	23	11.5	13	0
Putzier	1	39	39.0	39	0
Carswell	1	0	0.0	0	0

Interceptions	Att.	Yds.	Avg.	Long	TD
Kennedy	1	21	21.0	21	0

Punting	No.	Yds.	Avg.	TB	I-20	Long
Knorr	5	202	40.4	1	0	47

Punt Returns	No.	Yds.	Avg.	FC	Long	TD
Smith	4	33	8.3	1	21	0

Kickoff Returns	Att.	Yds.	Avg.	Long	TD
Alexander	4	62	15.5	21	0

Team Statistics (cont.)	Denver	Chargers
Punts Blocked	0	0
FGs-PATs Blocked	0-0	0-0
Net Punt Average	32.6	39.9
TOTAL RETURN YARDS	116	111
No.-Yds. Punt Returns	4-33	1-19
No.-Yds. Kickoff Returns	4-62	4-88
No.-Yds. Int. Returns	1-21	4-4
PENALTIES - No.-Yds.	8-57	11-94
FUMBLES - No.-Lost	0-0	3-1
TOUCHDOWNS	2	2
Rushing	2	2
Passing	0	0
Returns	0	0
EXTRA POINTS M-A	2-2	2-2
FIELD GOALS M-A	1-2	2-2
RED ZONE EFFICIENCY	2-4-50%	2-4-50%
GOAL TO GO EFFICIENCY	1-3-33%	1-3-33%
SAFETIES	0	0
FINAL SCORE	17	20
TIME OF POSSESSION	28:25	31:35

CHARGERS

Rushing	Att.	Yds.	Avg.	Long	TD
Tomlinson	30	113	3.8	15	2
Neal	1	8	8.0	8	0
Chatman	2	7	3.5	5	0
Brees	1	2	2.0	2	0
Parker	1	-8	-8.0	-8	0

Passing	Att.	Comp.	Yds.	S-L	TD	Lg.	Int.
Brees	27	14	106	2-20	0	30	1

Receiving	No.	Yds.	Avg.	Long	TD
Tomlinson	5	17	3.4	7	0
Parker	3	37	12.3	30	0
Gates	3	31	10.3	13	0
McCardell	2	15	7.5	14	0
Peelle	1	6	6.0	6	0

Interceptions	Att.	Yds.	Avg.	Long	TD
Foley	1	4	4.0	4	0
Florence	1	0	0.0	0	0
Phillips	1	0	0.0	0	0
Wilson	1	0	0.0	0	0

Punting	No.	Yds.	Avg.	TB	I-20	Long
Scifres	8	372	46.5	1	3	60

Punt Returns	No.	Yds.	Avg.	FC	Long	TD
Parker	1	19	19.0	3	19	0

Kickoff Returns	Att.	Yds.	Avg.	Long	TD
Dwight	4	88	22.0	25	0

San Diego Chargers 31, Tampa Bay Buccaneers 24

Sunday, December 12, 2004 - Qualcomm Stadium (San Diego, CA)

The Chargers stretched their win streak to seven games by handing the Tampa Bay Buccaneers a 31-24 setback before a sellout crowd of 65,858 at sunny Qualcomm Stadium. The game was strewn with big plays from beginning to end. It started with a bang on a career-long 79-yard touchdown pass from **Drew Brees** to **Eric Parker** and essentially ended with a 30-yard interception return for a touchdown by **Donnie Edwards** and a sack and fumble by **Steve Foley** that led to a late field goal. **LaDainian Tomlinson** was back to his old

tricks, rushing for 131 yards and a touchdown. **Kassim Osgood**, filling in for the injured **Keenan McCardell**, helped the Chargers take advantage of a missed Tampa Bay field goal by catching a 19-yard touchdown pass from Brees at the end of the first half. Parker finished the game with 118 receiving yards, his first-career 100-yard game. Tomlinson's seven-yard touchdown run marked his 10th-consecutive game with a touchdown, a new team record. Edwards had two interceptions, tying his career high. The Chargers secured their first 10-win season since 1994.



Score by Quarters	Q1	Q2	Q3	Q4	Total
Tampa Bay	0	7	7	10	24
San Diego	0	14	7	10	31

SD	2	11:49
TB	2	9:02
SD	2	0:49
TB	3	4:56
SD	3	0:30
TB	4	6:53
SD	4	4:09
SD	4	2:06
TB	4	0:16
Attendance — 65,858		

Parker 79 yd pass from Brees (Kaeding kick) [1-79, 0:12]
 Galloway 36 yd pass from Griese (Taylor kick) [5-81, 2:47]
 Osgood 19 yd pass from Brees (Kaeding kick) [10-80, 2:50]
 Galloway 4 yd pass from Griese (Taylor kick) [12-68, 6:08]
 Tomlinson 7 yd run (Kaeding kick) [7-81, 4:26]
 Clayton 20 yd pass from Griese (Taylor kick) [2-37, 0:49]
 Edwards 30 yd interception return (Kaeding kick)
 Kaeding 40 yd field goal [4-6, 1:04]
 Taylor 41 yd field goal [8-38, 1:50]

Team Statistics	Tampa Bay	Chargers
TOTAL FIRST DOWNS	21	18
Rushing	1	7
Passing	19	8
Penalty	1	3
THIRD DOWN EFFICIENCY	7-16-44%	5-11-45%
FOURTH DOWN EFFICIENCY	0-0-0%	0-0-0%
TOTAL NET YARDS	436	336
Total Plays	71	55
Avg. Per Play	6.1	6.1
NET YARDS RUSHING	63	130
Attempts	18	30
Avg. Per Rush	3.5	4.3
Tackles For Loss-Yards	1-2	-3-8
NET YARDS PASSING	373	206
Sacks-Lost	3-19	2-14
Gross Yds. Passing	392	220
ATT.-COMP.-INT.	50-36-3	23-17-2
Avg. Per Play	7.0	8.2
KICKOFFS-In Endzone-TB	5-0-0	6-0-0
PUNTS - No.-Avg.	5-40.4	4-46.8

Team Statistics (cont.)	Tampa Bay	Chargers
Punts Blocked	0	0
FGs-PATs Blocked	0-0	0-0
Net Punt Average	38.4	45.5
TOTAL RETURN YARDS	111	138
No.-Yds. Punt Returns	3-5	2-10
No.-Yds. Kickoff Returns	5-106	4-82
No.-Yds. Int. Returns	2-0	3-46
PENALTIES - No.-Yds.	12-111	4-40
FUMBLES - No.-Lost	2-1	2-1
TOUCHDOWNS	3	4
Rushing	0	1
Passing	3	2
Returns	0	1
EXTRA POINTS M-A	3-3	4-4
FIELD GOALS M-A	1-2	1-2
RED ZONE EFFICIENCY	1-2-50%	2-3-67%
GOAL TO GO EFFICIENCY	1-2-50%	1-1-100%
SAFETIES	0	0
FINAL SCORE	24	31
TIME OF POSSESSION	32:30	27:30

TAMPA BAY

Rushing	Att.	Yds.	Avg.	Long	TD
Pittman	12	42	3.5	11	0
Alstott	4	12	3.0	7	0
Graham	1	6	6.0	6	0
Griese	1	3	3.0	3	0

Passing	Att.	Comp.	Yds.	S-L	TD	Lg.	Int.
Griese	50	36	392	3-19	3	36t	3

Receiving	No.	Yds.	Avg.	Long	TD
Clayton	9	145	16.1	29	1
Pittman	6	46	7.7	23	0
Galloway	5	78	15.6	36t	2
Dilger	4	28	7.0	12	0
Heller	3	19	6.3	9	0
Jurevicius	2	33	16.5	24	0
Alstott	2	23	11.5	12	0
Brown	2	14	7.0	9	0
Smart	2	10	5.0	5	0
Griese	1	-4	-4.0	-4	0

Interceptions	Att.	Yds.	Avg.	Long	TD
Barber	1	0	0.0	0	0
Allen	1	0	0.0	0	0

Punting	No.	Yds.	Avg.	TB	I-20	Long
Bidwell	5	202	40.4	0	1	51

Punt Returns	No.	Yds.	Avg.	FC	Long	TD
Galloway	3	5	1.7	0	6	0

Kickoff Returns	Att.	Yds.	Avg.	Long	TD
Smart	5	106	21.2	25	0

CHARGERS

Rushing	Att.	Yds.	Avg.	Long	TD
Tomlinson	25	131	5.2	35	1
Neal	1	2	2.0	2	0
Brees	4	-3	-0.7	1	0

Passing	Att.	Comp.	Yds.	S-L	TD	Lg.	Int.
Brees	23	17	220	2-14	2	79t	2

Receiving	No.	Yds.	Avg.	Long	TD
Parker	6	118	19.7	79t	1
Tomlinson	4	19	4.8	10	0
McCardell	3	30	10.0	18	0
Osgood	2	27	13.5	19t	1
Gates	1	17	17.0	17	0
Peelle	1	9	9.0	9	0

Interceptions	Att.	Yds.	Avg.	Long	TD
Edwards	2	34	17.0	30t	1
Jammer	1	12	12.0	12	0

Punting	No.	Yds.	Avg.	TB	I-20	Long
Scifres	4	187	46.8	0	3	50

Punt Returns	No.	Yds.	Avg.	FC	Long	TD
Parker	2	10	5.0	1	10	0

Kickoff Returns	Att.	Yds.	Avg.	Long	TD
Chatman	3	70	23.3	35	0
Neal	1	12	12.0	12	0



San Diego Chargers 21, Cleveland Browns 0

Sunday, December 19, 2004 - Cleveland Browns Stadium (Cleveland, OH)

The Chargers wrapped up their first AFC West Division crown since 1994 with a 21-0 victory over the Cleveland Browns on a cold, snowy day at Cleveland Browns Stadium. The game-time temperature was 18 degrees with a wind chill factor of -10 degrees. It was the fourth-coldest game ever played in team history. Despite being forced to battle the elements that included a frozen field, San Diego's defense recorded its first shutout since Nov. 29, 1993 at Indianapolis. The Chargers took advantage of a 111-yard, two touchdown performance by **LaDainian Tomlinson** and a career-long 72-yard touchdown catch by **Antonio Gates**. **Drew Brees** attempted only six passes against the Browns, the fewest attempts in a game in team history. He completed four of the six, tied for the third-fewest completions in a game. **Donnie Edwards'** first-quarter interception off **Luke**

McCown in the end zone led to San Diego's first touchdown on the ensuing drive. Gates' touchdown catch late in the second quarter gave San Diego a 14-0 lead at the half. It was his 12th touchdown catch of the season, tying the NFL record for touchdown catches by a tight end. The Browns attempted an onside kick to begin the second half. San Diego recovered the ball at the 42-yard line. Eleven plays later, the Chargers scored a touchdown for a 21-0 lead.



Score by Quarters	Q1	Q2	Q3	Q4	Total
San Diego	7	7	7	0	21
Cleveland	0	0	0	0	0

SD	1	2:09	Tomlinson 1 yd run (Kaeding kick) [14-80, 7:33]
SD	2	2:11	Gates 72 yd pass from Brees (Kaeding kick) [1-72, 0:13]
SD	3	8:32	Tomlinson 1 yd run (Kaeding kick) [11-42, 6:28]
Attendance — 72,489			

Team Statistics	Chargers	Cleveland
TOTAL FIRST DOWNS	16	11
Rushing	12	8
Passing	2	2
Penalty	2	1
THIRD DOWN EFFICIENCY	5-13-38%	2-14-14%
FOURTH DOWN EFFICIENCY	0-1-0%	2-5-40%
TOTAL NET YARDS	257	231
Total Plays	57	58
Avg. Per Play	4.5	4.0
NET YARDS RUSHING	174	126
Attempts	50	29
Avg. Per Rush	3.5	4.3
Tackles For Loss-Yards	3-8	4-9
NET YARDS PASSING	83	105
Sacks-Lost	1-2	1-3
Gross Yds. Passing	82	108
ATT.-COMP.-INT.	6-4-0	28-11-1
Avg. Per Play	11.9	3.6
KICKOFFS-In Endzone-TB	4-0-0	1-0-0
PUNTS - No.-Avg.	6-38.8	5-35.4

Team Statistics (cont.)	Chargers	Cleveland
Punts Blocked	0	0
FGs-PATs Blocked	0-0	0-0
Net Punt Average	28.0	35.4
TOTAL RETURN YARDS	0	101
No.-Yds. Punt Returns	1-0	2-45
No.-Yds. Kickoff Returns	0-0	4-56
No.-Yds. Int. Returns	1-0	0-0
PENALTIES - No.-Yds.	1-8	7-55
FUMBLES - No.-Lost	1-1	0-0
TOUCHDOWNS	3	0
Rushing	2	0
Passing	1	0
Returns	0	0
EXTRA POINTS M-A	3-3	0-0
FIELD GOALS M-A	0-0	0-1
RED ZONE EFFICIENCY	2-2-100%	0-2-0%
GOAL TO GO EFFICIENCY	2-2-100%	0-2-0%
SAFETIES	0	0
FINAL SCORE	21	0
TIME OF POSSESSION	33:51	26:09

CHARGERS

Rushing	Att.	Yds.	Avg.	Long	TD
Tomlinson	26	111	4.3	20	2
Chatman	14	48	3.4	8	0
Neal	4	16	4.0	5	0
Brees	6	-1	-0.2	3	0

Passing	Att.	Comp.	Yds.	S-L	TD	Lg.	Int.
Brees	6	4	85	1-2	1	72	1

Receiving	No.	Yds.	Avg.	Long	TD
Parker	2	18	9.0	9	0
Gates	1	72	72.0	72	1
Tomlinson	1	-5	-5.0	-5	0

Interceptions	Att.	Yds.	Avg.	Long	TD
Edwards	1	0	0.0	0	0

Punting	No.	Yds.	Avg.	TB	I-20	Long
Scifres	6	233	38.8	1	0	50

Punt Returns	No.	Yds.	Avg.	FC	Long	TD
Florence	1	0	0.0	0	0	0
Parker	0	0	0.0	1	0	0

Kickoff Returns	Att.	Yds.	Avg.	Long	TD
None					

CLEVELAND

Rushing	Att.	Yds.	Avg.	Long	TD
Suggs	21	105	5.0	26	0
Green	5	17	3.4	13	0
McCown	1	4	4.0	4	0
Northcutt	2	0	0.0	1	0

Passing	Att.	Comp.	Yds.	S-L	TD	Lg.	Int.
McCown	27	11	108	1-3	0	39	1
Echemandu	1	0	0	0-0	0	0	0

Receiving	No.	Yds.	Avg.	Long	TD
Northcutt	4	61	15.3	39	0
Bryant	3	30	10.0	19	0
Shea	1	8	8.0	8	0
Jackson	1	6	6.0	6	0
Heiden	1	5	5.0	5	0
Suggs	1	-2	-2.0	-2	0

Interceptions	Att.	Yds.	Avg.	Long	TD
None					

Punting	No.	Yds.	Avg.	TB	I-20	Long
Frost	5	177	35.4	0	2	47

Punt Returns	No.	Yds.	Avg.	FC	Long	TD
Northcutt	2	45	22.5	0	38	0

Kickoff Returns	Att.	Yds.	Avg.	Long	TD
Alston	3	42	14.0	21	0
Jackson	1	14	14.0	14	0

Indianapolis Colts 34, San Diego Chargers 31 (OT) Sunday, December 26, 2004 - RCA Dome (Indianapolis, IN)

The Chargers' eight-game winning streak came to an end as the Indianapolis Colts rallied from a 31-16 fourth-quarter deficit to win the game 34-31 in overtime on a 30-yard field goal by **Mike Vanderjagt**. The game was played in front of a frenzied sellout crowd of 57,330 at the RCA Dome, which was on hand to witness **Peyton Manning** set the NFL record for touchdown passes in a single season. The record breaker took place on a 21-yard pass to **Brandon Stokley** with 56 seconds left in the fourth quarter that tied the game 31-31 following a two-point conversion. The Chargers wasted a brilliant offensive performance from **Drew Brees**, who completed 21 of 31 for 290 yards with three touchdowns and one interception, and perhaps an even better defensive effort from **Steve Foley**, who tied his career high with three

sacks. **Donnie Edwards** also had a standout game, recording an interception at the Chargers' five-yard line, a sack and forced fumble, and a team-high nine tackles. **LaDainian Tomlinson** caught a career-long 74-yard touchdown pass from Brees. He finished the game with 176 total offensive yards, including 95 yards receiving. Tomlinson also scored a touchdown on a 16-yard run, marking his 12th consecutive game with a rushing touchdown, the second-longest streak in NFL history. **Antonio Gates** caught a four-yard touchdown pass, his 13th of the season, to set a new NFL record for single-season touchdown catches by a tight end. **Nate Kaeding** scored seven points, including three on a 50-yard field goal, which increased his season total to 108 to set a new team rookie scoring record.

2004 IN REVIEW



Score by Quarters	Q1	Q2	Q3	Q4	OT	Total
San Diego	7	10	7	7	0	31
Indianapolis	0	9	7	15	3	34

SD	1	4:48	Tomlinson 74 yd pass from Brees (Kaeding kick) [5-92, 2:52]			
IND	2	14:18	Vanderjagt 36 yd field goal [11-56, 5:30]			
SD	2	12:46	Kaeding 50 yd field goal [5-37, 1:32]			
SD	2	7:09	Parker 19 yd pass from Brees (Kaeding kick) [8-61, 4:03]			
IND	2	4:30	Vanderjagt 23 yd field goal [6-28, 2:39]			
IND	2	0:18	Vanderjagt 23 yd field goal [10-85, 2:32]			
SD	3	9:24	Gates 4 yd pass from Brees (Kaeding kick) [9-70, 4:40]			
IND	3	6:11	Mungro 3 yd pass from Manning (Vanderjagt kick) [7-72, 3:13]			
SD	4	14:55	Tomlinson 16 yd run (Kaeding kick) [11-71, 6:16]			
IND	4	14:42	Rhodes 88 yd kickoff return (Vanderjagt kick) [0-0, 0:13]			
IND	4	0:56	Stokley 21 yd pass from Manning (James run) [9-80, 2:46]			
IND	5	12:13	Vanderjagt 30 yd field goal [5-61, 2:47]			
Attendance — 57,330						

Team Statistics	Chargers	Indianapolis
TOTAL FIRST DOWNS	22	30
Rushing	6	3
Passing	12	21
Penalty	4	6
THIRD DOWN EFFICIENCY	8-14-57%	5-13-38%
FOURTH DOWN EFFICIENCY	0-0-0%	1-1-100%
TOTAL NET YARDS	374	464
Total Plays	61	73
Avg. Per Play	6.1	6.4
NET YARDS RUSHING	93	104
Attempts	29	25
Avg. Per Rush	3.2	4.2
Tackles For Loss-Yards	4-11	3-6
NET YARDS PASSING	281	360
Sacks-Lost	1-9	4-23
Gross Yds. Passing	290	383
ATT.-COMP.-INT.	31-21-1	44-27-1
Avg. Per Play	8.8	7.5
KICKOFFS-In Endzone-TB	7-0-0	7-1-0
PUNTS - No.-Avg.	4-49.8	2-49.0

Team Statistics (cont.)	Chargers	Indianapolis
Punts Blocked	0	0
FGs-PATs Blocked	0-0	0-0
Net Punt Average	38.0	36.0
TOTAL RETURN YARDS	152	276
No.-Yds. Punt Returns	2-26	1-7
No.-Yds. Kickoff Returns	6-122	7-252
No.-Yds. Int. Returns	1-4	1-17
PENALTIES - No.-Yds.	7-63	10-70
FUMBLES - No.-Lost	1-0	3-0
TOUCHDOWNS	4	3
Rushing	1	0
Passing	3	2
Returns	0	1
EXTRA POINTS M-A	4-4	3-3
FIELD GOALS M-A	1-1	4-5
RED ZONE EFFICIENCY	3-3-100%	1-6-17%
GOAL TO GO EFFICIENCY	1-1-100%	1-1-100%
SAFETIES	0	0
FINAL SCORE	31	34
TIME OF POSSESSION	31:13	31:34

CHARGERS

Rushing	Att.	Yds.	Avg.	Long	TD
Tomlinson	21	81	3.9	16	1
Brees	6	12	2.0	5	0
Chatman	2	0	0.0	1	0

Passing	Att.	Comp.	Yds.	S-L	TD	Lg.	Int.
Brees	31	21	290	1-9	3	74	1

Receiving	No.	Yds.	Avg.	Long	TD
Parker	7	103	14.7	23	1
Gates	7	49	7.0	20	1
Tomlinson	5	95	19.0	74	1
Osgood	2	43	21.5	30	0

Interceptions	Att.	Yds.	Avg.	Long	TD
Edwards	1	2	2.0	2	0
Florence	0	2	0.0	2	0

Punting	No.	Yds.	Avg.	TB	I-20	Long
Scitres	4	199	49.8	2	1	60

Punt Returns	No.	Yds.	Avg.	FC	Long	TD
Parker	2	26	13.0	0	17	0

Kickoff Returns	Att.	Yds.	Avg.	Long	TD
Dwight Turner	5	104	20.8	27	0
Turner	1	18	18.0	18	0

INDIANAPOLIS

Rushing	Att.	Yds.	Avg.	Long	TD
James	22	86	3.9	11	0
Rhodes	2	19	9.5	11	0
Manning	1	-1	-1.0	-1	0

Passing	Att.	Comp.	Yds.	S-L	TD	Lg.	Int.
Manning	44	27	383	4-23	2	35	1

Receiving	No.	Yds.	Avg.	Long	TD
Stokley	7	123	17.6	30	1
Harrison	6	111	18.5	30	0
James	5	41	8.2	11	0
Wayne	3	61	20.3	35	0
Clark	3	23	7.7	9	0
Hartssock	2	21	10.5	17	0
Mungro	1	3	3.0	3	1

Interceptions	Att.	Yds.	Avg.	Long	TD
Morris	1	17	17.0	17	0

Punting	No.	Yds.	Avg.	TB	I-20	Long
Smith	2	98	49.0	0	0	53

Punt Returns	No.	Yds.	Avg.	FC	Long	TD
Walters	1	7	7.0	1	7	0

Kickoff Returns	Att.	Yds.	Avg.	Long	TD
Rhodes	6	236	39.3	88	1
Walters	1	16	16.0	16	0

San Diego Chargers 24, Kansas City Chiefs 17

Sunday, January 2, 2005 - Qualcomm Stadium (San Diego, CA)

The Chargers closed out the season with a 24-17 win over the Kansas City Chiefs before a crowd of 64,920 at Qualcomm Stadium. **Doug Flutie** made his first start of the season at quarterback as the Chargers rested **Drew Brees**. Flutie passed for 199 yards and a touchdown while rushing for 25 yards and another score. **LaDainian Tomlinson**, **Antonio Gates** and **Keenan McCardell** also did not play, opening the door for several rookies, including **Michael Turner**, who rushed for 87 yards, **Ryan Krause**, who led the team with five catches for 81 yards and his first-career touchdown, and **Malcom Floyd**, who also caught his first-career touchdown pass. **Philip Rivers** took over at quarter-

back for Flutie in the second half. He finished five of eight for 33 yards and threw his first-career touchdown pass to Floyd. San Diego's defense recorded four interceptions, including one each by **Terrence Kiel**, **Drayton Florence**, **Adrian Dingle** and **Matt Wilhelm**. Dingle's and Wilhelm's were each career firsts. The Chargers tied the franchise mark of 12 wins in a season, set in 1961 and 1979. The Chargers won their seventh game of the season at home, tied for the most in team history (1963 and 1979).



Score by Quarters	Q1	Q2	Q3	Q4	Total
Kansas City	0	3	0	14	17
San Diego	3	14	0	7	24

SD 1	10:56	Kaeding 34 yd field goal [9-50, 4:04]
KC 2	7:08	Tynes 50 yd field goal [10-39, 5:26]
SD 2	2:24	Flutie 1 yd run (Kaeding kick) [8-87, 4:44]
SD 2	0:12	Krause 10 yd pass from Flutie (Kaeding kick) [5-64, 0:40]
SD 4	7:11	Floyd 13 yd pass from Rivers (Kaeding kick) [4-39, 2:11]
KC 4	4:10	Johnson 2 yd run (Tynes kick) [8-78, 3:01]
KC 4	2:10	Johnson 14 yd pass from Green (Tynes kick) [8-61, 2:00]
Attendance — 64,920		

Team Statistics	Kansas City	Chargers
TOTAL FIRST DOWNS	26	21
Rushing	6	8
Passing	17	12
Penalty	3	1
THIRD DOWN EFFICIENCY	7-13-54%	4-10-40%
FOURTH DOWN EFFICIENCY	1-2-50%	0-1-0%
TOTAL NET YARDS	443	353
Total Plays	73	62
Avg. Per Play	6.1	5.7
NET YARDS RUSHING	70	138
Attempts	20	29
Avg. Per Rush	3.5	4.8
Tackles For Loss-Yards	1-3	1-2
NET YARDS PASSING	373	215
Sacks-Lost	0-0	2-17
Gross Yds. Passing	373	232
ATT.-COMP.-INT.	55-33-4	31-18-1
Avg. Per Play	7.0	6.5
KICKOFFS-In Endzone-TB	4-0-0	5-0-0
PUNTS - No.-Avg.	2-39.0	4-39.0

Team Statistics (cont.)	Kansas City	Chargers
Punts Blocked	0	0
FGs-PATs Blocked	0-0	0-0
Net Punt Average	39.5	38.8
TOTAL RETURN YARDS	111	75
No.-Yds. Punt Returns	1-1	1-(-1)
No.-Yds. Kickoff Returns	5-85	2-35
No.-Yds. Int. Returns	1-25	4-41
PENALTIES - No.-Yds.	5-45	7-50
FUMBLES - No.-Lost	0-0	3-1
TOUCHDOWNS	2	3
Rushing	1	1
Passing	1	2
Returns	0	0
EXTRA POINTS M-A	2-2	3-3
FIELD GOALS M-A	1-2	1-1
RED ZONE EFFICIENCY	2-4-50%	3-5-60%
GOAL TO GO EFFICIENCY	1-2-50%	2-4-50%
SAFETIES	0	2
FINAL SCORE	17	24
TIME OF POSSESSION	30:11	29:49

KANSAS CITY

Rushing	Att.	Yds.	Avg.	Long	TD
Johnson	17	46	2.7	8	1
Horn	1	12	12.0	12	0
Green	1	7	7.0	7	0
Gonzalez	1	5	5.0	5	0

Passing	Att.	Comp.	Yds.	S-L	TD	Lg.	Int.
Green	53	33	373	0-0	1	40	4

Receiving	No.	Yds.	Avg.	Long	TD
Gonzalez	14	144	10.3	32	0
Johnson	8	115	14.4	40	1
Kennison	4	73	18.3	37	0
Parker	3	18	6.0	8	0
Horn	2	12	6.0	7	0
Richardson	1	8	8.0	8	0
Dunn	1	3	3.0	3	0

Interceptions	Att.	Yds.	Avg.	Long	TD
Wesley	1	25	25.0	25	0

Punting	No.	Yds.	Avg.	TB	I-20	Long
Murphy	2	78	39.0	0	1	44

Punt Returns	No.	Yds.	Avg.	FC	Long	TD
Hall	1	1	1.0	1	1	0

Kickoff Returns	Att.	Yds.	Avg.	Long	TD
Hall	5	85	17.0	37	0

CHARGERS

Rushing	Att.	Yds.	Avg.	Long	TD
Turner	15	87	5.8	30	0
Pinnock	9	26	2.9	11	0
Flutie	3	25	8.3	20	1
Shaw	1	1	1.0	1	0
Rivers	1	-1	-1.0	-1	0

Passing	Att.	Comp.	Yds.	S-L	TD	Lg.	Int.
Flutie	22	13	199	1-7	1	29	0
Rivers	8	5	33	1-10	1	13	0
Scifres	1	0	0	0-0	0	0	1

Receiving	No.	Yds.	Avg.	Long	TD
Krause	5	81	16.2	29	1
Turner	4	8	2.0	7	0
Floyd	3	49	16.3	27	1
Pinnock	3	26	8.7	14	0
Osgood	2	55	27.5	28	0
Peelle	1	13	13.0	13	0

Interceptions	Att.	Yds.	Avg.	Long	TD
Kiel	1	31	31.0	31	0
Florence	1	9	9.0	9	0
Dingle	1	1	1.0	1	0
Wilhelm	1	0	0.0	0	0

Punting	No.	Yds.	Avg.	TB	I-20	Long
Scifres	4	156	39.0	0	1	41

Punt Returns	No.	Yds.	Avg.	FC	Long	TD
Parker	1	-1	-1.0	1	-1	0

Kickoff Returns	Att.	Yds.	Avg.	Long	TD
Buller	2	35	17.5	24	0

AFC Wild Card Playoffs

New York Jets 20, San Diego Chargers 17 (OT)

Saturday, January 8, 2005 - Qualcomm Stadium (San Diego, CA)

The Chargers' 2004 post season came to an early end when they were knocked out of the AFC Playoffs after suffering a 20-17 overtime loss to the New York Jets in a Wild Card Playoff game at Qualcomm Stadium. A sellout crowd of 67,536 braved the elements as **Drew Brees** led a furious fourth quarter comeback during which the Chargers outscored New York 10-0 in the fourth quarter to send the game into overtime. Given new life by a roughing-the-passer penalty on what appeared to be San Diego's last play of the game, Brees found **Antonio Gates** in the end zone for a one-yard touchdown pass with 11 seconds left to send the game to the extra period. It was only the second overtime playoff game in team history. Both teams traded possessions in the extra period before **Nate Kaeding's** 40-yard field-goal attempt sailed wide right, opening the door for New York to drive down and kick the game winner with five seconds left in overtime. **Keenan McCardell** scored the

game's first touchdown on a 26-yard pass play. He was initially ruled out of bounds, but San Diego challenged the call and the ruling was reversed. It was McCardell's sixth-career touchdown catch in the postseason. Brees opened the game by completing his first eight passes. On the McCardell touchdown drive, Brees was five-of-five for 61 yards and the touchdown. He finished the game 31 of 42 (.738) to set team postseason records for completion percentage in a game (min. 10 att.) and for a career (min. 40 att.). His 31 completions were the second-most in a game in team playoff history and his two touchdown passes tied for the second-most. **Eric Parker** led the team with nine catches for 93 yards, tied for the third-most in a playoff game in team history. **LaDainian Tomlinson** equaled Parker with nine catches for 53 yards. He also led the team with 80 yards rushing on 26 carries, a team record for rushing attempts in the postseason.

2004 IN REVIEW



Score by Quarters	Q1	Q2	Q3	Q4	OT	Total
New York	0	7	10	0	3	20
San Diego	0	7	0	10	0	17

SD	2	9:26
NY	2	2:54
NY	3	10:29
NY	3	1:23
SD	4	10:43
SD	4	0:11
NY	5	0:05
Attendance — 67,536		

McCardell 26 yd pass from Brees (Kaeding kick) [13-88, 8:25]
 Becht 13 yd pass from Pennington (Brien kick) [5-37, 2:19]
 Moss 47 yd pass from Pennington (Brien kick) [5-75, 2:31]
 Brien 42 yd field goal [8-42, 5:31]
 Kaeding 35 yd field goal [12-54, 5:40]
 Gates 1 yd pass from Brees (Kaeding kick) [10-80, 4:35]
 Brien 28 yd field goal [8-60, 4:14]

Team Statistics

	New York	Chargers
TOTAL FIRST DOWNS	20	24
Rushing	3	11
Passing	14	11
Penalty	3	2
THIRD DOWN EFFICIENCY	5-13-38%	6-15-40%
FOURTH DOWN EFFICIENCY	0-0-0%	0-0-0%
TOTAL NET YARDS	396	408
Total Plays	63	77
Avg. Per Play	6.3	5.3
NET YARDS RUSHING	126	100
Attempts	28	33
Avg. Per Rush	4.5	3.0
Tackles For Loss-Yards	0-0	3-5
NET YARDS PASSING	270	308
Sacks-Lost	2-9	2-11
Gross Yds. Passing	279	319
ATT.-COMP.-INT.	33-23-0	42-31-1
Avg. Per Play	7.7	7.0
KICKOFFS-In Endzone-TB	5-0-0	4-1-1
PUNTS - No.-Avg.	5-39.8	5-36.4

Team Statistics (cont.)

	New York	Chargers
Punts Blocked	0	0
FGs-PATs Blocked	0-0	0-0
Net Punt Average	33.6	36.4
TOTAL RETURN YARDS	88	96
No.-Yds. Punt Returns	0-0	2-11
No.-Yds. Kickoff Returns	3-66	5-85
No.-Yds. Int. Returns	1-22	0-0
PENALTIES - No.-Yds.	8-49	9-75
FUMBLES - No.-Lost	0-0	1-0
TOUCHDOWNS	2	2
Rushing	0	0
Passing	2	2
Returns	0	0
EXTRA POINTS M-A	2-2	2-2
FIELD GOALS M-A	2-3	1-2
RED ZONE EFFICIENCY	1-3-33%	1-2-50%
GOAL TO GO EFFICIENCY	0-0-0%	1-1-100%
SAFETIES	0	0
FINAL SCORE	20	17
TIME OF POSSESSION	35:39	39:16

NEW YORK

Rushing	Att.	Yds.	Avg.	Long	TD
Martin	18	66	3.7	12	0
Jordan	7	50	7.1	19	0
Pennington	3	10	3.3	6	0

Passing	Att.	Comp.	Yds.	S-L	TD	Lg.	Int.
Pennington	33	23	279	2-9	2	47	0

Receiving	No.	Yds.	Avg.	Long	TD
McCareins	8	87	10.9	21	0
Moss	4	100	25.0	47	1
Martin	4	47	11.8	23	0
Jordan	3	18	6.0	13	0
Baker	2	7	3.5	4	0
Becht	1	13	13.0	13	1
Carter	1	7	7.0	7	0

Interceptions	Att.	Yds.	Avg.	Long	TD
Tongue	1	22	22.0	22	0

Punting	No.	Yds.	Avg.	TB	I-20	Long
Gowin	5	199	39.8	1	2	47

Punt Returns	No.	Yds.	Avg.	FC	Long	TD
Moss	0	0	0.0	3	0	0

Kickoff Returns	Att.	Yds.	Avg.	Long	TD
Cotchery	3	66	22.0	25	0

CHARGERS

Rushing	Att.	Yds.	Avg.	Long	TD
Tomlinson	26	80	3.1	12	0
Brees	5	17	3.4	7	0
Neal	1	3	3.0	3	0
Parker	1	0	0.0	0	0

Passing	Att.	Comp.	Yds.	S-L	TD	Lg.	Int.
Brees	42	31	319	2-11	2	44	1

Receiving	No.	Yds.	Avg.	Long	TD
Parker	9	93	10.3	16	0
Tomlinson	9	53	5.9	10	0
Gates	6	89	14.8	44	1
McCardell	4	50	12.5	26	1
Peelle	3	34	11.3	20	0


Interceptions	Att.	Yds.	Avg.	Long	TD
None					

Punting	No.	Yds.	Avg.	TB	I-20	Long
Scifres	5	182	36.4	0	1	42

Punt Returns	No.	Yds.	Avg.	FC	Long	TD
Parker	2	11	5.5	2	14	0

Kickoff Returns	Att.	Yds.	Avg.	Long	TD
Dwight	5	85	17.0	25	0

RECORDS



LaDainian Tomlinson was selected to his second career Pro Bowl and named first-team All-Pro by the *Associated Press* for the first time in his career in 2004 after rushing for 1,335 yards and a league-leading 17 rushing touchdowns.

INDIVIDUAL RECORDS

POINTS

Most, Career

- 1,076 John Carney, 1990-2000
- 766 Rolf Benirschke, 1977-1986
- 500 Lance Alworth, 1962-1970

Most, Season

- 135 John Carney, 1994
- 124 John Carney, 1993
- 118 John Carney, 1996
- Rolf Benirschke, 1980

Most, Season, Rookie

- 114 Nate Kaeding, 2004
- 106 Dennis Partee, 1968
- 94 Herb Travenio, 1965

Most, Game

- 30 Kellen Winslow at Oakland, Nov. 22, 1981
- 24 Chuck Muncie vs. Denver, Nov. 29, 1981
(2) others with 24 each
- 18 Antonio Gates vs. New Orleans, Nov. 7, 2004
(22) others with 18 each

TOUCHDOWNS

Most Seasons Leading League

- 3 Lance Alworth, 1966, 1965, 1964

Most, Career

- 83 Lance Alworth, 1962-1970
- 60 LaDainian Tomlinson, 2001-04
- 58 Gary Garrison, 1966-1976

Most, Season

- 19 Chuck Muncie, 1981
- 18 LaDainian Tomlinson, 2004
- 17 LaDainian Tomlinson, 2003

Most, Game

- 5 Kellen Winslow at Oakland, Nov. 22, 1981
- 4 Chuck Muncie vs. Denver, Nov. 29, 1981
(2) others with 4 each
- 3 Antonio Gates vs. New Orleans, Nov. 7, 2004
(22) others with 3 each

Most Consecutive Games

- 12 LaDainian Tomlinson, 2004
- 9 Natrone Means, 1993-94
- Lance Alworth, 1964, 1963
- 8 Paul Lowe, 1960-61

POINTS AFTER TOUCHDOWN

Most, Career

- 328 Rolf Benirschke, 1977-1986
- 293 John Carney, 1990-2000
- 167 Dennis Partee, 1968-1975

Most, Season

- 55 Rolf Benirschke, 1981
- 54 Nate Kaeding, 2004
- 51 Bob Thomas, 1985

Most, Game

- 7 Rolf Benirschke at Oakland, Nov. 22, 1981
(3) others with 7 each
- 6 Nate Kaeding vs. Oakland, Oct. 31, 2004
(18) others with 6 each
- 5 Nate Kaeding vs. New Orleans, Nov. 7, 2004
(32) others with 5 each

Most Consecutive

- 87 Rolf Benirschke, 1983-86
- 76 John Carney, 1991-93
- 75 Dick Van Raaphorst, 1966-67

Most Attempts, Career

- 352 Rolf Benirschke, 1977-1986
- 298 John Carney, 1990-2000
- 175 Dennis Partee, 1968-1975

Most Attempts, Season

- 61 Rolf Benirschke, 1981
- 55 Nate Kaeding, 2004
- Bob Thomas, 1985
- 48 Rolf Benirschke, 1980

Most Attempts, Game

- 8 Bob Thomas vs. Pittsburgh, Dec. 8, 1985
- Rolf Benirschke at Oakland, Nov. 22, 1981
- 7 Dennis Partee vs. N.Y. Jets, Oct. 31, 1971
(3) others with 7 each
- 6 Nate Kaeding vs. Oakland, Oct. 31, 2004
(27) others with 6 each

TWO-POINT CONVERSIONS

Most, Career

- 3 Ronnie Harmon, 1990-95
- 2 Dave Kocourek, 1960-65
- 1 David Boston, 2003
(12) others with 1 each

Most, Season

- 3 Ronnie Harmon, 1994
- 1 David Boston, 2003
(14) others with 1 each

Most, Game

- 1 David Boston vs. Green Bay, Dec. 14, 2003
(17) others with 1 each

FIELD GOALS

Most, Career

- 261 John Carney, 1990-2000
- 146 Rolf Benirschke, 1977-1986
- 71 Dennis Partee, 1968-1975

Most, Season

- 34 John Carney, 1994
- 31 John Carney, 1999, 1993
- 29 John Carney, 1996

Most, Game

- 6 Greg Davis at Oakland, Oct. 5, 1997
(2) others with 6 each
- 5 Steve Christie vs. Seattle, Dec. 30, 2001
(7) others with 5 each
- 4 Steve Christie at Cleveland, Oct. 19, 2003
(17) others with 4 each

Most, Game, No Misses

- 6 Greg Davis at Oakland, Oct. 5, 1997
(2) others with 6 each
- 5 Steve Christie vs. Seattle, Dec. 30, 2001
(6) others with 5 each
- 4 John Carney vs. Seattle, Sept. 24, 2000
(10) others with 4 each

Highest Percentage, Season (min. 14 att.)

- .905 John Carney, 1990 (19 of 21)
- .895 John Carney, 1994 (34 of 38)
- .866 John Carney, 1998 (26 of 30)

Longest

- 54 John Carney at Kansas City, Sept. 17, 2000
(2) other 54-yard field goals
- 53 Nate Kaeding at Atlanta, Oct. 17, 2004
(5) other 53-yard field goals
- 52 John Carney vs. Kansas City, Nov. 26, 2000
(2) other 52-yard field goals

Most Consecutive

- 29 John Carney, 1992-93
- 21 John Carney, 1994
- 14 Rolf Benirschke, 1978-1980

Most Attempts, Career

- 320 John Carney, 1990-2000
- 208 Rolf Benirschke, 1977-1986
- 121 Dennis Partee, 1968-1975

Most Attempts, Season

- 40 John Carney, 1993
- 38 John Carney, 1994
- 36 John Carney, 1999, 1996
- Rolf Benirschke, 1980

Most Attempts, Game

- 7 Dick Van Raaphorst at N.Y. Jets, Oct. 8, 1966
- 6 Steve Christie vs. Denver, Dec. 1, 2002
- (5) others with 6 each
- 5 Steve Christie at Cleveland, Oct. 19, 2003
- (18) others with 5 each

RUSHING YARDS**Most Seasons Leading League**

- 1 Dick Post, 1968
- Paul Lowe, 1965

Most, Career

- 5,899 LaDainian Tomlinson, 2001-04
- 4,972 Paul Lowe, 1960-68
- 4,297 Marion Butts, 1989-1993

Most, Season

- 1,683 LaDainian Tomlinson, 2002
- 1,645 LaDainian Tomlinson, 2003
- 1,350 Natrone Means, 1994

Most, Game

- 243 LaDainian Tomlinson vs. Oakland, Dec. 28, 2003
- 220 LaDainian Tomlinson vs. Denver, Dec. 1, 2002
- 217 LaDainian Tomlinson vs. N. E., Sept. 29, 2002
- Gary Anderson vs. Kansas City, Dec. 18, 1988

Longest Run

- 871 Paul Lowe at Dallas, Sept. 10, 1961
- 861 Keith Lincoln at Oakland, Sept. 30, 1962
- 801 Brad Hubbert vs. N.Y. Jets, Dec. 24, 1967

RUSHING TOUCHDOWNS**Most Seasons Leading League**

- 1 LaDainian Tomlinson, 2004

Most, Career

- 54 LaDainian Tomlinson, 2001-04
- 43 Chuck Muncie, 1980-84
- 38 Paul Lowe, 1960-67

Most, Season

- 19 Chuck Muncie, 1981
- 17 LaDainian Tomlinson, 2004
- 14 LaDainian Tomlinson, 2002

Most, Game

- 4 Clarence Williams vs. Buffalo, Sept. 16, 1979
- Chuck Muncie, vs. Denver., Nov. 29, 1981
- 3 LaDainian Tomlinson vs. Denver, Dec. 1, 2002
- (12) others with 3 each
- 2 LaDainian Tomlinson at Cleveland, Dec. 19, 2004
- (86) others with 2 each

RUSHING AVERAGE**Highest, Career** (minimum 500 att.)

- 4.9 Paul Lowe, 1960-68
- 4.7 Keith Lincoln, 1961-66, 68
- 4.4 Dick Post, 1967-1970

Highest, Season (minimum 100 att.)

- 6.45 Keith Lincoln, 1963
- 6.33 Paul Lowe, 1960
- 5.71 Paul Lowe, 1963

Highest, Game (minimum 10 att.)

- 13.8 Keith Lincoln at Oakland, Sept. 30, 1962
- 12.7 Keith Lincoln at Kansas City, Oct. 20, 1963
- 12.6 Brad Hubbert vs. N.Y. Jets, Dec. 24, 1967

RUSHING ATTEMPTS**Most Seasons Leading League**

- 1 Paul Lowe, 1965

Most, Career

- 1,363 LaDainian Tomlinson, 2001-04
- 1,031 Marion Butts, 1989-1993
- 1,015 Paul Lowe, 1960-68

Most, Season

- 372 LaDainian Tomlinson, 2002
- 343 Natrone Means, 1994
- 339 LaDainian Tomlinson, 2004, 2001

Most, Game

- 39 LaDainian Tomlinson at Oakland, Oct. 20, 2002
- Marion Butts at Kansas City, Dec. 17, 1989
- 37 LaDainian Tomlinson at Oakland, Nov. 21, 2004
- (2) others with 37 each
- 36 LaDainian Tomlinson vs. Wash., Sept. 9, 2001
- Gary Brown at Oakland, Oct. 5, 1997

PASS ATTEMPTS**Most, Career**

- 5,604 Dan Fouts, 1973-1987
- 3,640 John Hadl, 1962-1972
- 2,350 Stan Humphries, 1992-97

Most, Season

- 609 Dan Fouts, 1981
- 589 Dan Fouts, 1980
- 530 Dan Fouts, 1979

Most, Game

- 58 Mark Herrmann at Kansas City, Dec. 22, 1985
- 56 Dan Fouts vs. Miami, Nov. 18, 1984 (OT)
- 54 John Friesz vs. Cleveland, Oct. 20, 1991

PASS COMPLETIONS**Most, Career**

- 3,297 Dan Fouts, 1973-1987
- 1,824 John Hadl, 1962-1972
- 1,335 Stan Humphries, 1992-97

Most, Season

- 360 Dan Fouts, 1981
- 348 Dan Fouts, 1980
- 332 Dan Fouts, 1979

Most, Game

- 37 Mark Herrmann at Kansas City, Dec. 22, 1985
- Dan Fouts vs. Miami, Nov. 18, 1984 (OT)
- 34 Doug Flutie vs. Seattle, Dec. 30, 2001
- 33 Doug Flutie vs. Arizona, Nov. 25, 2001
- (3) others with 33 each

Most Consecutive

- 15 Dan Fouts at Cleveland, Sept. 7, 1981
- 14 Jim Harbaugh vs. Denver, Nov. 7, 1999
- 13 Drew Brees at Kansas City, Nov. 28 and vs. Denver, Dec. 5, 2004
- Doug Flutie vs. Arizona, Nov. 25, 2001
- John Hadl at Houston, Oct. 25, 1964

Individual Records, *continued*

PASS EFFICIENCY

- Highest, Career** (minimum 500 att.)
.613 Drew Brees, 2001-04
.588 Dan Fouts, 1973-1987
.585 Jim Harbaugh, 1999-2000
- Highest, Season** (minimum 140 att.)
.657 Mark Herrmann, 1985
.655 Drew Brees, 2004
.632 Dan Fouts, 1983
- Highest, Game** (minimum 20 att.)
.880 Drew Brees vs. Oakland, Oct. 31, 2004
.818 Rick Neuheisel at Tampa Bay, Oct. 11, 1987
.800 Drew Brees vs. Tennessee, Oct. 3, 2004
Dan Fouts, vs. Seattle, Oct. 14, 1979

PASSING YARDS

- Most Seasons Leading League**
4 Dan Fouts, 1982, 1981, 1980, 1979
3 John Hadl, 1971, 1968, 1965
- Most, Career**
43,040 Dan Fouts, 1973-1987
26,938 John Hadl, 1962-1972
16,085 Stan Humphries, 1992-97
- Most, Season**
4,802 Dan Fouts, 1981
4,715 Dan Fouts, 1980
4,082 Dan Fouts, 1979
- Most, Game**
444 Dan Fouts at San Francisco, Dec. 11, 1982
Dan Fouts vs. N.Y. Giants, Oct. 19, 1980
440 Dan Fouts vs. Seattle, Sept. 15, 1985
436 Dan Fouts vs. L.A. Raiders, Nov. 10, 1985
- Most Games 300 Yards or More, Career**
51 Dan Fouts, 1973-1987
16 John Hadl, 1962-1972
6 Stan Humphries, 1992-97
- Most Games 300 Yards or More, Season**
8 Dan Fouts, 1980
7 Dan Fouts, 1985, 1981
6 Dan Fouts, 1979
- Most Consecutive Games, 300 Yards or More**
4 Dan Fouts, 1980-81, 1979
3 Dan Fouts, 1985, 1980
John Hadl, 1967
2 John Friesz, 1991
(13) others with 2 each
- Most Games 400 Yards or More, Career**
6 Dan Fouts, 1973-1987
1 Jim Harbaugh, 1999-2000

TOUCHDOWN PASSES

- Most Seasons Leading League**
2 John Hadl, 1971, 1968
Dan Fouts, 1982, 1981
- Most, Career**
254 Dan Fouts, 1973-1987
201 John Hadl, 1962-1972
85 Stan Humphries, 1992-97
- Most, Season**
33 Dan Fouts, 1981
30 Dan Fouts, 1980
27 Drew Brees, 2004
(2) others with 27 each
- Most, Game**
6 Dan Fouts at Oakland, Nov. 22, 1981
5 Drew Brees vs. Oakland, Oct. 31, 2004
(3) others with 5 each
4 Drew Brees vs. New Orleans, Nov. 7, 2004
(16) others with 4 each

Most Consecutive Games

- 20 Dan Fouts, 1979-1980
19 John Hadl, 1966-67
16 John Hadl, 1967-68

INTERCEPTIONS THROWN

Most Seasons Leading League

- 1 John Hadl, 1968

Most, Career

- 242 Dan Fouts, 1973-1987
211 John Hadl, 1962-1972
73 Stan Humphries, 1992-97

Most, Season

- 32 John Hadl, 1968
26 John Hadl, 1972
25 John Hadl, 1971
Jack Kemp, 1960

Most, Game

- 6 Ed Luther vs. Washington, Oct. 31, 1983
John Hadl vs. Kansas City, Dec. 8, 1968
5 Craig Whelihan at Seattle, Dec. 13, 1998
(8) others with 5 each
4 Doug Flutie at Denver, Nov. 11, 2001
(30) others with 4 each

Fewest, Season

 (minimum 150 att.)

- 3 Ed Luther, 1984 (151 att.)
4 Doug Flutie, 2003 (167 att.)
John Friesz, 1993 (238 att.)
6 Stan Humphries, 1997 (225 att.)

Most Consecutive Attempts, None Intercepted

- 194 Drew Brees, Oct. 17-Dec. 5, 2004
168 Dan Fouts, Sept. 27-Oct. 25, 1981
159 Stan Humphries, Dec. 19, 1993-Sept. 25, 1994

Lowest Percentage, Season

 (minimum 150 att.)

- .017 John Friesz, 1993
.018 Drew Brees, 2004
.024 Doug Flutie, 2003

RECEIVING YARDS

Most Seasons Leading League

- 3 Lance Alworth, 1969, 1966, 1965

Most, Career

- 9,584 Lance Alworth, 1962-1970
9,203 Charlie Joiner, 1976-1986
7,533 Gary Garrison, 1966-1976

Most, Season

- 1,602 Lance Alworth, 1965
1,383 Lance Alworth, 1966
1,340 John Jefferson, 1980

Most, Game

- 260 Wes Chandler vs. Cincinnati, Dec. 20, 1982
243 Wes Chandler vs. Seattle, Sept. 15, 1985
232 Lance Alworth at Kansas City, Oct. 20, 1963

Longest Reception

- 991 Humphries to Martin at Seattle, Sept. 18, 1994
911 Kemp to Lincoln at Denver, Nov. 12, 1961
881 Luther to Duckworth at Chicago, Dec. 3, 1984

Average per Catch, Career

 (minimum 250 rec.)

- 19.4 Lance Alworth, 1962-1970
18.6 Gary Garrison, 1966-1976
16.4 Wes Chandler, 1981-87

Average per Catch, Season

 (minimum 35 rec.)

- 23.2 Lance Alworth, 1965
22.9 Gary Garrison, 1970
21.2 Gary Garrison, 1971, 1968

RECEPTIONS**Most Seasons Leading League**

- 3 Lance Alworth, 1969, 1968, 1966
- 2 Kellen Winslow, 1981, 1980

Most, Career

- 586 Charlie Joiner, 1976-1986
- 541 Kellen Winslow, 1979-1987
- 493 Lance Alworth, 1962-1970

Most, Season

- 100 LaDainian Tomlinson, 2003
- 90 Tony Martin, 1995
- 89 Kellen Winslow, 1980

Most, Game

- 15 Kellen Winslow at Green Bay, Oct. 7, 1984
- 14 David Boston at Jacksonville, Oct. 5, 2003
- Kellen Winslow vs. Kansas City, Dec. 11, 1983
- 13 LaDainian Tomlinson vs. Arizona, Nov. 25, 2001
- (3) others with 13 each

Most Consecutive Games With a Catch

- 96 Lance Alworth, 1962-69
- 78 Charlie Joiner, 1978-1984
- 73 Kellen Winslow, 1979-1985

RECEIVING TOUCHDOWNS**Most Seasons Leading League**

- 3 Lance Alworth, 1966, 1965, 1964

Most, Career

- 81 Lance Alworth, 1962-1970
- 58 Gary Garrison, 1966-1976
- 47 Charlie Joiner, 1976-1986

Most, Season

- 14 Tony Martin, 1996
- Lance Alworth, 1965
- 13 Antonio Gates, 2004
- (4) others with 13 each
- 12 Gary Garrison, 1970

Most, Game

- 5 Kellen Winslow at Oakland, Nov. 22, 1981
- 4 Lance Alworth at Denver, Dec. 1, 1968
- 3 Antonio Gates vs. New Orleans, Nov. 7, 2004
- (6) others with 3 each

Most Consecutive Games

- 9 Lance Alworth, 1963
- 6 John Jefferson, 1980
- Lance Alworth, 1967, 1964
- 5 Lance Alworth, 1965-66

INTERCEPTIONS BY**Most, Career**

- 42 Gill Byrd, 1983-1992
- 29 Dick Harris, 1960-65
- 26 Rodney Harrison, 1994-2002

Most, Season

- 9 Charlie McNeil, 1961
- 8 Ryan McNeil, 2001
- (3) others with 8 each
- 7 Darren Carrington, 1993
- (9) others with 7 each

Most, Game

- 3 Dwayne Harper vs. Oakland, Nov. 27, 1995
- (9) others with 3 each
- 2 Donnie Edwards vs. Tampa Bay, Dec. 12, 2004
- (73) others with 2 each
- 1 Drayton Florence vs. Kansas City, Jan. 2, 2005
- (767) others with 1 each

Most Consecutive Games

- 5 Charlie McNeil, 1961
- 4 Greg Jackson, 1998
- (3) others with 4 each
- 3 Donnie Edwards, 2004
- (15) others with 3 each

INTERCEPTION RETURN YARDS**Most Seasons Leading League**

- 1 Charlie McNeil, 1961

Most, Career

- 546 Gill Byrd, 1983-1992
- 502 Charlie McNeil, 1960-64
- 477 Kenny Graham, 1964-69

Most, Season

- 349 Charlie McNeil, 1961
- 224 Stanley Richard, 1994
- 166 Vencie Glenn, 1987

Most, Game

- 177 Charlie McNeil vs. Houston, Sept. 24, 1961
- 106 Woodrow Lowe vs. Pittsburgh, Nov. 18, 1979
- 103 Vencie Glenn vs. Denver, Nov. 29, 1987

Longest Return

- 103t Vencie Glenn, vs. Denver, Nov. 29, 1987
- 102t Donald Frank, at L.A. Raiders, Oct. 31, 1993
- 100t Leslie Duncan, vs. Kansas City, Oct. 15, 1967

INTERCEPTION RETURN TOUCHDOWNS**Most, Career**

- 5 Kenny Graham, 1964-69
- Dick Harris, 1960-64
- 4 Woodrow Lowe, 1976-1986
- 3 Joe Beauchamp, 1966-1975

Most, Season

- 3 Dick Harris, 1961
- 2 Stanley Richard, 1994
- (6) others with 2 each
- 1 Donnie Edwards, 2004
- (53) others with 1 each

Most, Game

- 1 Donnie Edwards vs. Tampa Bay, Dec. 12, 2004
- (70) others with 1 each

SACKS**Most, Career**

- 105.5 Leslie O'Neal, 1986-1995
- 67.0 Gary Johnson, 1975-1984
- 65.5 Lee Williams, 1984-1990

Most, Season

- 17.5 Gary Johnson, 1980
- 17.0 Leslie O'Neal, 1992
- 17.0 Steve DeLong, 1969

Most, Game (since 1982)

- 5 Leslie O'Neal vs. Dallas, Nov. 16, 1986
- 4 Leslie O'Neal at Phoenix, Dec. 6, 1992
- Leslie O'Neal vs. Denver, Dec. 22, 1991
- 3.5 Leslie O'Neal at Seattle, Oct. 22, 1995
- Leslie O'Neal vs. Philadelphia Nov. 5, 1989

PUNTS**Most, Career**

- 771 Darren Bennett, 1995-2003
- 519 Dennis Partee, 1968-1975
- 292 Ralf Mojsisienko, 1985-88

Most, Season

- 95 Darren Bennett, 1998
- 92 Darren Bennett, 2000
- 89 Darren Bennett, 1999, 1997

Continued next page

Individual Records, *continued*

PUNTS, *cont.*

Most, Game

- 11 Darren Bennett at Oakland, Oct. 11, 1998
(5) others with 11 each
- 10 Darren Bennett vs. Oakland, Dec. 28, 2003
(5) others with 10 each
- 9 Darren Bennett at Carolina, Dec. 17, 2000
(8) others with 9 each

PUNT YARDS

Most, Career

- 33,776 Darren Bennett, 1995-2003
- 21,417 Dennis Partee, 1968-1975
- 12,527 Ralf Mojsiejenko, 1985-88

Most, Season

- 4,248 Darren Bennett, 2000
- 4,174 Darren Bennett, 1998
- 3,972 Darren Bennett, 1997

Most, Game

- 522 Darren Bennett at Oakland, Oct. 11, 1998
- 492 Dennis Partee at Kansas City, Nov. 10, 1974
- 486 Darren Bennett at Cincinnati, Nov. 2, 1997
- Dennis Partee at Denver, Nov. 2, 1969

PUNTING AVERAGE

Highest, Career (minimum 100 att.)

- 43.8 Darren Bennett, 1995-2003
- 42.9 Ralf Mojsiejenko, 1985-88
- 42.7 Maury Buford, 1982-84

Highest, Season (minimum 50 att.)

- 46.2 Darren Bennett, 2000
- 45.6 Darren Bennett, 1996
- 44.7 Darren Bennett, 1995

Highest, Game (minimum 4 att.)

- 59.5 Darren Bennett at Pittsburgh, Oct. 1, 1995
- 57.0 Darren Bennett at Kansas City, Sept. 17, 2000
- 56.7 Darren Bennett at Denver, Oct. 6, 1996

PUNT RETURN YARDS

Most Seasons Leading League

- 1 Leslie "Speedy" Duncan, 1965

Most, Career

- 2,388 Mike Fuller, 1975-1980
- 1,651 Leslie "Speedy" Duncan, 1964-1970
- 1,407 Darrien Gordon, 1983-1996

Most, Season

- 537 Darrien Gordon, 1996
- 489 Eric Metcalf, 1997
- 475 Darrien Gordon, 1994

Most, Game

- 168 Eric Metcalf, at Cincinnati, Nov. 2, 1997
- 136 Mike Fuller, at Buffalo, Nov. 21, 1976
- 133 Andre Coleman, at Philadelphia, Sept. 17, 1995

PUNT RETURN AVERAGE

Most Seasons Leading League

- 2 Leslie "Speedy" Duncan, 1965-66

Highest, Career (minimum 50 ret.)

- 13.7 Darrien Gordon, 1993-96
- 12.0 Leslie "Speedy" Duncan, 1964-1970
- 11.3 Mike Fuller, 1975-1980

Highest, Season (minimum 20 ret.)

- 15.5 Leslie "Speedy" Duncan, 1965
- 14.9 Darrien Gordon, 1996
- 13.2 Darrien Gordon, 1994
(2) others with 13.2 average

PUNT RETURN TOUCHDOWNS

Most, Career

- 4 Leslie "Speedy" Duncan, 1964-1970
- 3 Eric Metcalf, 1997
- Darrien Gordon, 1993-96
- 2 Lionel James, 1984-87
(2) others with 2 each

Most, Season

- 3 Eric Metcalf, 1997
- 2 Darrien Gordon, 1994
(2) others with 2 each
- 1 Tim Dwight, 2001
(11) others with 1 each

Most, Game

- 2 Eric Metcalf at Cincinnati, Nov. 2, 1997
- 1 Tim Dwight vs. Washington, Sept. 9, 2001
(18) others with 1 each

PUNT RETURNS

Most Seasons Leading League

- 1 Leslie Duncan, 1965

Most, Career

- 212 Mike Fuller, 1975-1980
- 138 Leslie "Speedy" Duncan, 1964-1970
- 124 Lionel James, 1984-88

Most, Season

- 46 Mike Fuller, 1979
- 45 Eric Metcalf, 1997
- 39 Mike Fuller, 1978

Most, Game

- 8 Leon Johnson at Detroit, Dec. 7, 2003
(3) others with 8 each
- 7 Mike Fuller at Houston, Dec. 17, 1978
(3) others with 7 each
- 6 Nate Jacquet vs. Kansas City, Nov. 26, 2000
(5) others with 6 each

Most Fair Catches, Season

- 24 Kenny Graham, 1969
- 19 Chris Penn, 1999
- Darrien Gordon, 1994
- 18 Kitrick Taylor, 1991

Most Fair Catches, Game

- 6 Phil McConkey at Kansas City, Dec. 17, 1989
- 5 Jeff Graham at Oakland, Sept. 3, 2000
- Kenny Graham vs. Cincinnati, Oct. 4, 1969
- 4 Tim Dwight at Kansas City, Dec. 22, 2002
(7) others with 4 each

KICKOFF RETURN YARDS

Most, Career

- 3,997 Ronney Jenkins, 2000-02
- 3,914 Andre Coleman, 1994-96
- 3,386 Leslie "Speedy" Duncan, 1964-1970

Most, Season

- 1,541 Ronney Jenkins, 2001
- 1,531 Ronney Jenkins, 2000
- 1,411 Andre Coleman, 1995

Most, Game

- 250 Ronney Jenkins, at Oakland, Nov. 18, 2001
- 221 Ronney Jenkins vs. New Orleans, Sept. 10, 2000
- 214 Ronney Jenkins vs. New England, Oct. 14, 2001

KICKOFF RETURN AVERAGE**Highest, Career** (minimum 75 ret.)

- 25.3 Leslie "Speedy" Duncan, 1964-1970
 24.2 Ronney Jenkins, 2000-02
 23.6 Andre Coleman, 1994-96

Highest, Season (minimum 10 ret.)

- 28.4 Keith Lincoln, 1962
 28.0 Leslie "Speedy" Duncan, 1969
 27.2 Jim Warren, 1964

KICKOFF RETURN TOUCHDOWNS**Most, Career**

- 4 Andre Coleman, 1994-96
 3 Ronney Jenkins, 2000-02
 2 Anthony Miller, 1988-1993

Most, Season

- 2 Ronney Jenkins, 2001
 (2) others with 2 each
 1 Tim Dwight, 2004
 (8) others with 1 each

Most, Game

- 1 Tim Dwight vs. New York Jets, Sept. 19, 2004
 (14) others with 1 each

KICKOFF RETURNS**Most, Career**

- 166 Andre Coleman, 1994-96
 165 Ronney Jenkins, 2000-02
 134 Leslie "Speedy" Duncan, 1964-1970

Most, Season

- 67 Ronney Jenkins, 2000
 62 Andre Coleman, 1995
 58 Ronney Jenkins, 2001

Most, Game

- 8 Leon Johnson at Pittsburgh, Dec. 21, 2003
 (3) others with 8 each
 7 Tim Dwight vs. New York Jets, Sept. 19, 2004
 (11) others with 7 each
 6 Tim Dwight at Kansas City, Nov. 28, 2004
 (27) others with 6 each

COMBINED KICKOFF AND PUNT RETURN YARDS**Most, Career**

- 5,037 Leslie "Speedy" Duncan, 1964-1970
 4,240 Andre Coleman, 1994-96
 4,046 Mike Fuller, 1975-1980

Most, Season

- 1,737 Andre Coleman, 1995
 1,335 Leon Johnson, 2003
 1,299 Ron Smith, 1973

COMBINED KICKOFF AND PUNT RETURNS**Most, Career**

- 289 Mike Fuller, 1975-1980
 272 Leslie "Speedy" Duncan, 1964-1970
 223 Lionel James, 1984-88

Most, Season

- 90 Andre Coleman, 1995
 74 Leon Johnston, 2003
 73 Lionel James, 1984

SERVICE**Most Seasons, Active Player**

- 15 Dan Fouts, 1973-1987
 Russ Washington, 1968-1982
 14 Don Macek, 1976-1989
 Doug Wilkerson, 1971-1984
 13 Junior Seau, 1990-2002

Most Games

- 200 Junior Seau, 1990-2002
 Russ Washington, 1968-1982
 195 Doug Wilkerson, 1971-1984
 181 Dan Fouts, 1973-1987

Most Consecutive Games

- 178 Russ Washington, 1968-1980
 163 Charlie Joiner, 1976-1986
 154 Walt Sweeney, 1963-1973
 John Hadl, 1962-1972

Most Consecutive Starts

- 148 Russ Washington, 1970-1980
 140 Walt Sweeney, 1964-1973
 114 Doug Wilkerson, 1971-78

Largest Margins of Victory

Date	Opponent	Score	Margin
Sat. Nov. 2, 1963	at New York Jets	53-7	+46
Sun. Sept. 17, 1961	Oakland	44-0	+44
Sun. Jan. 5, 1964	Boston*	51-10	+41
Sun. Dec. 14, 1969	Buffalo	45-6	+39
Sun. Dec. 22, 1963	Denver	58-20	+38
Sun. Oct. 29, 1961	Denver	37-0	+37
Sun. Oct. 19, 1980	New York Giants	44-7	+37
Sun. Oct. 14, 1990	New York Jets	39-3	+36
Sun. Nov. 5, 1961	New York Titans	48-13	+35
Sun. Dec. 6, 1964	New York Jets	38-3	+35
Sun. Dec. 9, 1979	at New Orleans	35-0	+35

* AFL Championship

TEAM RECORDS

† indicates 9-game strike season

GAMES WON

Most, Season

- 12 2004, 1979, 1961
- 11 1994, 1992, 1980, 1963
- 10 1981, 1960

Fewest, Season

- 1 2000
- 2 1975, 1973
- 4 2003, 1997, 1991, 1986, 1972, 1962

Most Consecutive

- 15 Nov. 27, 1960–Dec. 3, 1961
- 8 Oct. 24–Dec. 19, 2004
- (3) other times with 8 each
- 7 Nov. 27, 1995–Sept. 8, 1996
- Dec. 4, 1965–Oct. 2, 1966

Most Consecutive at Home

- 10 Nov. 5, 1978–Nov. 25, 1979
- 9 Nov. 27, 1960–Dec. 9, 1961
- 8 Oct. 4, 1992–Sept. 19, 1993

Most Consecutive on Road

- 11 Oct. 2, 1960–Nov. 12, 1961
- 6 Nov. 4, 1979–Sept. 28, 1980
- 5 Jan. 2, 1994–Oct. 16, 1994

Most Consecutive at Start of Season

- 11 1961
- 6 1994
- 4 2002, 1980, 1966

GAMES LOST

Most, Season

- 15 2000
- 12 2003, 1997, 1991, 1986, 1975
- 11 2001, 1998, 1973

Fewest, Season

- 2 1965, 1961
- 3 1982†, 1963
- 4 2004, 1979

Most Consecutive

- 11 Sept. 3, 2000–Nov. 19, 2000
- Sept. 21, 1975–Nov. 30, 1975
- 9 Dec. 8, 2002–Oct. 5, 2003
- Nov. 4, 2001–Dec. 30, 2001
- 8 Nov. 2, 1997–Dec. 21, 1997
- (3) other times with 8 each

Most Consecutive at Home

- 6 Sept. 21, 1975–Nov. 16, 1975
- Nov. 25, 1973–Oct. 27, 1974
- 5 Sept. 10, 2000–Nov. 12, 2000
- (3) other times with 5 each
- 4 Dec. 8, 2002–Sept. 21, 2003
- (2) other times with 4 each

Most Consecutive on Road

- 11 Oct. 6, 1985–Oct. 26, 1986
- 8 Sept. 3, 2000–Dec. 17, 2000
- (2) other times with 8 each
- 7 Nov. 10, 2002–Oct. 5, 2003
- Sept. 20, 1998–Dec. 27, 1998

Most Consecutive on Road

Without Victory, including Ties

- 14 Nov. 22, 1970–Nov. 19, 1972

POINTS

Most, Season

- 468 1981
- 467 1985
- 446 2004

Most, Game

- 58 vs. Denver, Dec. 22, 1963
- 55 at Oakland, Nov. 22, 1981
- vs. Denver, Oct. 20, 1968
- 54 vs. Pittsburgh, Dec. 8, 1985

Most Game, Both Teams

- 98 vs. Pittsburgh, Dec. 8, 1985
- 93 vs. N.Y. Titans, Dec. 18, 1960
- 88 at St. Louis, Oct. 1, 2000

Most, Quarter

- 28 at Kansas City, Nov. 15, 1964
- vs. N.Y. Titans, Nov. 5, 1961
- vs. Houston, Sept. 24, 1961

Most, Quarter, Both Teams

- 38 at Kansas City, Oct. 19, 1986 (2Q)
- at Denver, Oct. 6, 1963 (2Q)
- at Boston, Oct. 7, 1961 (2Q)

Fewest, Season

- 178 1961
- 188 1973
- 189 1975

Fewest, Game

- 0 at Kansas City, Oct. 31, 1999
- (25) other games with 0 points

Most Consecutive Games Not Shutout

- 105 Sept. 7, 1962–Nov. 2, 1969

TOUCHDOWNS

Most, Season

- 61 1981
- 60 1985
- 55 2004

Most, Game

- 8 vs. Pittsburgh, Dec. 8, 1985
- at Oakland, Nov. 22, 1981
- 7 vs. N.Y. Jets, Oct. 31, 1971
- (5) other games with 7 each
- 6 vs. Oakland, Oct. 31, 2004
- (26) other games with 6 each

Fewest, Season

- 22 1975, 1973
- 23 1998
- 25 1999, 1977

POINTS AFTER TOUCHDOWN

Most, Season

- 55 1981
- 54 2004
- 53 1985

Most, Game

- 7 at Oakland, Nov. 22, 1981
- (4) other games with 7 each
- 6 vs. Oakland, Oct. 31, 2004
- (19) other games with 6 each
- 5 vs. New Orleans, Nov. 7, 2004
- (32) other games with 5 each

Fewest, Season

- 19 1998, 1973
- 20 1975
- 21 1977

TWO-POINT CONVERSIONS**Most, Season**

- 3 1994
- 2 2003, 1998, 1968, 1963, 1962
- 1 2002, 1999, 1995, 1961

Most, Game – (since 1994)

- 1 vs. Green Bay, Dec. 14, 2003
- (8) other games with 1 each

Most Attempts, Season

- 7 1994
- 4 2000, 1998, 1995
- 3 2002, 2001, 1962

Most Attempts, Game – (since 1994)

- 3 at Denver, Sept. 4, 1994
- 2 at Seattle, Oct. 22, 1995
- vs. San Francisco, Dec. 11, 1994
- 1 vs. Green Bay, Dec. 14, 2003
- (22) other games with 1 each

FIELD GOALS**Most, Season**

- 34 1994
- 31 1999, 1993
- 30 2001

Most, Game

- 6 at Oakland, Oct. 5, 1997
- (2) other games with 6 each
- 5 vs. Seattle, Dec. 30, 2001
- (7) other games with 5 each
- 4 at Cleveland, Oct. 19, 2003
- (16) other games with 4 each

Most Attempts, Season

- 43 2001
- 40 1993
- 38 1994

Most Attempts, Game

- 7 at N.Y. Jets, Oct. 8, 1966
- 6 vs. Denver, Dec. 1, 2002
- (5) other games with 6 each
- 5 at Cleveland, Oct. 19, 2003
- (19) other games with 5 each

Most, Game, Both Teams

- 9 vs. Kansas City, Sept. 29, 1996
- 8 at Indianapolis, Nov. 3, 1996
- vs. New England, Nov. 9, 1975
- 7 at Miami, Dec. 19, 1999
- (7) other games with 7 each

Most Attempts, Game, Both Teams

- 10 vs. Seattle, Dec. 12, 1999
- (3) other games with 10 each
- 9 vs. Denver, Dec. 1, 2002
- (2) other games with 9 each
- 8 at Cleveland, Oct. 19, 2003
- (16) other games with 8 each

Fewest Made, Season

- 6 1974
- 10 1976
- 12 1975, 1973, 1970, 1964

Fewest Attempts, Season

- 16 1974
- 19 1970
- 20 2003, 1988, 1976, 1962

FIRST DOWNS**Most, Season**

- 379 1985, 1981
- 374 1984
- 372 1980


Top 10 Offensive Team Performances In Chargers History

	Yards	Pass	Rush	Opponent	Date
1.	661	501	175	Cincinnati	Dec. 20, 1982
2.	610	292	318	Boston*	Jan. 5, 1964
3.	593	426	167	L.A. Raiders	Nov. 10, 1985
4.	581	370	211	Denver	Oct. 20, 1964
5.	567	456	111	N.Y. Giants	Oct. 19, 1980
6.	564	415	149	at Miami	Jan. 2, 1982
7.	557	494	63	Seattle	Sept. 15, 1985
8.	554	325	229	Cincinnati	Sept. 6, 1968
9.	547	305	242	Buffalo	Dec. 14, 1969
10.	538	444	94	at San Francisco	Dec. 11, 1982

Top 10 Defensive Team Performances In Chargers History

	Yards	Pass	Rush	Opponent	Date
1.	58	56	2	at Oakland (S.F.)	Oct. 22, 1961
2.	99	69	30	Indianapolis	Nov. 1, 1992
3.	106	85	21	Oakland	Sept. 17, 1961
4.	112	80	32	Chicago	Dec. 4, 1978
5.	113	33	80	New York Jets	Dec. 6, 1964
6.	118	29	89	Houston	Sept. 15, 2002
7.	125	129	-4	at Tampa Bay	Sept. 19, 1976
8.	127	118	9	Green Bay	Sept. 24, 1978
9.	128	78	50	at Seattle	Nov. 5, 2000
10.	133	36	97	at Oakland	Sept. 19, 1965

* AFL Championship Game



Team Records, continued

FIRST DOWNS, cont.

Most, Game

- 35 at Kansas City, Oct. 19, 1986
- 34 vs. Miami, Nov. 18, 1984 (OT)
vs. Cincinnati, Dec. 20, 1982
- 33 vs. Oakland, Oct. 31, 2004

Most, Game, Both Teams

- 62 vs. Seattle, Sept. 15, 1985
- 58 vs. Seattle, Dec. 29, 2002 (OT)
vs. Miami, Nov. 18, 1984 (OT)
- 57 at San Francisco, Dec. 11, 1982

Fewest, Season

- 198 1975, 1973
- 208 1961
- 217 1962

Fewest, Game

- 3 at Denver, Nov. 30, 1975
- 5 at Denver, Nov. 16, 2003
vs. Oakland, Oct. 5, 1970
- 6 vs. Pittsburgh Dec. 24, 2000
at Seattle, Nov. 22, 1987

Most by Rushing, Season

- 131 2004
- 127 1981
- 125 1965

Most by Rushing, Game

- 19 vs. Oakland, Nov. 27, 1960
- 18 vs. Houston, Oct. 3, 1965
- 17 vs. Indianapolis, Nov. 29, 1993
vs. Buffalo, Dec. 14, 1969

Fewest by Rushing, Game

- 0 at Oakland, Nov. 14, 1999
- 1 vs. Seattle, Dec. 30, 2001
(10) other games with 1 each
- 2 vs. Pittsburgh, Dec. 24, 2000
(37) other games with 2 each

Most by Passing, Season

- 258 1985
- 244 1980
- 240 1984

Most by Passing, Game

- 27 vs. Seattle, Sept. 15, 1985
- 23 vs. Cincinnati, Dec. 20, 1982
vs. N.Y. Giants, Oct. 19, 1980
- 22 vs. Denver, Nov. 28, 1982
vs. Oakland, Sept. 14, 1980 (OT)

Fewest by Passing, Season

- 89 1975
- 93 1973
- 110 1961

Fewest by Passing, Game

- 0 at Kansas City, Sept. 20, 1998
- 1 at Denver, Nov. 30, 1975 (OT)
- 2 at Denver, Nov. 16, 2003
(2) other games with 2 each

Most by Penalty, Season

- 37 2004
- 32 2000
- 31 1998, 1971

Most by Penalty, Game

- 7 vs. Baltimore, Nov. 15, 1998
vs. Denver, Nov. 30, 1997
- 6 vs. Oakland, Oct. 31, 2004
- 6 (2) other games with 6 each
- 5 vs. Denver, Dec. 1, 2002
(9) other games with 5 each

Fewest by Penalty, Season

- 11 1975
- 12 1965, 1964
- 13 1968

NET YARDS GAINED

Most, Season

- 6,744 1981
- 6,535 1985
- 6,410 1980

Most, Game

- 661 vs. Cincinnati, Dec. 20, 1982
- 593 vs. L.A. Raiders, Nov. 10, 1985
- 581 vs. Denver, Oct. 20, 1968

Most, Game, Both Teams

- 1,102 vs. Cincinnati, Dec. 20, 1982
- 1,057 vs. Denver, Oct. 20, 1968
- 1,047 vs. L.A. Raiders, Nov. 10, 1985

Fewest, Season

- 3,411 1975
- 3,622 1973
- 3,953 1970

Fewest, Game

- 70 at Denver, Nov. 2, 1969
- 93 vs. Oakland, Oct. 5, 1975
- 96 at Denver, Nov. 16, 2003

Most Total Offense Plays, Season

- 1,154 1984
- 1,135 1980
- 1,129 1981

Fewest Total Offense Plays, Season

- 617 1982†
- 753 1963
- 759 1964

RUSHING

Most Attempts, Season

- 590 1978
- 525 2004
- 509 1980

Most Attempts, Game

- 58 vs. Oakland, Nov. 20, 1977
- 53 vs. Oakland, Sept. 10, 1978
(2) other games with 53 each
- 51 at Kansas City, Sept. 12, 1983

Fewest Attempts, Season

- 267 1982†
- 351 2000
- 361 1966

Most Yards, Season

- 2,257 1990
- 2,248 1991
- 2,201 1963

Most Yards, Game

- 287 vs. N.Y. Jets, Oct. 13, 1963
- 272 vs. Denver, Oct. 18, 1964
- 267 at Kansas City, Sept. 12, 1976

Fewest Yards, Game

- 2 vs. Boston, Dec. 17, 1961
- 3 vs. Dallas Texans, Nov. 19, 1961
- 11 vs. Buffalo, Nov. 20, 1960

Most Touchdowns, Season

- 26 1981
- 25 1979
- 24 2004, 1961, 1960

Fewest Touchdowns, Season

- 5 1997
- 7 2000
- 9 1970, 1966

Most Touchdowns, Game

- 5 vs. Denver, Nov. 23, 1969
(2) other games with 5 each
- 4 vs. Minnesota, Nov. 9, 2003
(15) other games with 4 each
- 3 vs. Denver, Dec. 1, 2002
(34) other games with 3 each

Most Touchdowns Allowed, Game

- 5 vs. Atlanta, Oct. 21, 1973
at Houston, Sept. 18, 1960
- 4 at L.A. Raiders, Oct. 28, 1985
(8) other games with 4 each
- 3 at Kansas City, Nov. 28, 2004
(40) other games with 3 each

RUSHING AVERAGE**Highest, Season**

- 5.6 1963
- 5.1 2003
- 4.8 1991, 1960

Highest, Game

- 8.52 vs. N.Y. Jets, Dec. 24, 1967
- 8.44 vs. Denver, Dec. 22, 1963
- 8.22 vs. N.Y. Jets, Dec. 11, 1966

PASSING**Most Attempts, Season**

- 662 1984
- 635 1983
- 632 1985

Most Attempts, Game

- 65 at Kansas City, Oct. 19, 1986
- 58 at Kansas City, Dec. 22, 1985
- 56 vs. Miami, Nov. 18, 1984, (OT)

Fewest Attempts, Season

- 337 1975
- 338 1982†
- 349 1974

Fewest Attempts, Game

- 6 at Cleveland, Dec. 19, 2004
- 10 vs. Kansas City, Dec. 18, 1988
- 13 vs. Buffalo, Sept. 16, 1979
(3) other games with 13 each

Most Completions, Season

- 401 1984
- 386 1985
- 369 1983

Most Completions, Game

- 37 at Kansas City, Oct. 19, 1986
(2) other games with 37 each
- 34 vs. Seattle, Dec. 30, 2001
vs. Seattle, Sept. 15, 1985
- 33 vs. Arizona, Nov. 25, 2001
(3) other games with 33 each

Fewest Completions, Game

- 1 at Kansas City, Sept. 20, 1998
- 3 vs. Oakland, Oct. 5, 1975
- 4 at Cleveland, Dec. 19, 2004
vs. Kansas City, Nov. 2, 1986

Most Net Yards Gained, Season

- 4,870 1985
- 4,739 1981
- 4,662 1983

Most Net Yards Gained, Game

- 494 vs. Seattle, Sept. 15, 1985
- 486 vs. Cincinnati, Dec. 20, 1982
- 456 vs. N.Y. Giants, Oct. 19, 1980

Fewest Net Yards Gained, Season

- 1,610 1975
- 1,808 1973
- 2,244 1977

Fewest Net Yards Gained, Game

- 22 vs. Oakland, Oct. 5, 1975
- 19 at Kansas City, Sept. 20, 1998
- 7 at Washington, Sept. 16, 1973

Most Touchdowns, Season

- 37 1985
- 34 1981
- 30 1980

Fewest Touchdowns, Season

- 7 1975
- 9 1973
- 11 1998, 1988, 1977

Most Touchdowns, Game

- 7 at Oakland, Nov. 22, 1981
- 5 vs. Oakland, Oct. 31, 2004
(8) other games with 5 each
- 4 vs. New Orleans, Nov. 7, 2004
(17) other games with 4 each

Most Had Intercepted, Season

- 34 1998, 1962
- 33 1986, 1983, 1968
- 30 2000, 1985, 1978, 1973, 1964

Most Had Intercepted, Game

- 7 at Seattle, Dec. 13, 1998
vs. Kansas City, Dec. 8, 1968
- 6 vs. Green Bay, Oct. 24, 1999
(5) other games with 6 each
- 5 at Denver, Dec. 27, 1987
(12) other games with 5 each

Fewest Had Intercepted, Season

- 8 2004
- 12 1982†
- 14 1994, 1993

SACKED ATTEMPTING TO PASS**Most Times, Season**

- 57 1970
- 53 2000
- 51 1997

Fewest Times, Season

- 11 1967
- 12 1982†
- 18 1968

Most Times Sacked Opponent, Season

- 62 1986
- 60 1980
- 54 1978

Most Times Sacked Opponent, Game

- 11 vs. Dallas, Nov. 16, 1986
- 10 vs. Green Bay, Sept. 24, 1978
- 9 vs. Houston, Sept. 15, 2002

PUNTS**Most, Season**

- 95 1998
- 92 2000
- 90 1997

Team Records, *continued*

PUNTS, *cont.*

Most, Game

- 11 at Oakland, Oct. 11, 1998
(4) other games with 11 each
- 10 vs. Oakland, Dec. 28, 2003
(7) other games with 10 each
- 9 at Carolina, Dec. 17, 2000
(8) other games with 9 each

Fewest, Season

- 23 1982†
- 45 1972
- 55 1971

Fewest, Game

- 0 at N.Y. Jets, Oct. 14, 1990
(2) other games with 0 each
- 1 vs. New Orleans, Nov. 7, 2004
(20) other games with 1 each
- 2 at Cincinnati, Sept. 8, 2002
(56) other games with 2 each

Fewest, Game, Both Teams

- 2 vs. Los Angeles Raiders, Nov. 29, 1992
(3) other games with 2 each
- 3 vs. New Orleans, Nov. 7, 2004
(10) other games with 3 each
- 4 vs. Miami, Nov. 5, 1995
(17) other games with 4 each

PUNT YARDS

Most, Season

- 4,248 2000
- 4,174 1998
- 3,972 1997

Most, Game

- 522 at Oakland, Oct. 11, 1998
- 492 at Kansas City, Nov. 10, 1974
- 486 at Cincinnati, Nov. 2, 1997
at Denver, Nov. 2, 1969

Fewest, Season

- 868 1982†
- 1,813 1972
- 2,281 1968

Highest Average, Season

- 46.2 2000
- 45.6 1996
- 44.7 1995

Lowest Average, Season

- 36.3 1978
- 36.5 1979
- 36.8 1975

Chargers Offensive & Defensive Rankings by Year (Since 1970 AFL-NFL Merger)

Year	Offense			Defense		
	Total	Rush	Pass	Total	Rush	Pass
2004	10	6	16	18	3	31
2003	14	6	19	27	25†	21
2002	16	8	22	30	11	32
2001	11	20	11	11	7	20
2000	28	31	18	13	4	22
1999	26	27	18	12	3	22
1998	24	15	26	1	1	11
1997	28	28	21	21	11	23
1996	26	29	14	23	17	25
1995	16	15	18	10	14	12
1994	11	7	12†	14	5	22
1993	14	10	7	18	2	28
1992	6	9	7	4	2†	9
1991	13	2	24	19	14	22
1990	15	3	24	5	5	9
1989	21	16	22	6	13	4
1988	26	12	26	21	22	16
1987	21	27	8	15	24	4†
1986	12	24	7	23	7	25
1985	1	20	1	28	13	28
1984	4	24	2	26	10	28
1983	1	25	1	26	18	25
1982	1	11	1	25	9	28
1981	1	16	1	27	5	28
1980	1	16	1	6	10	6
1979	5	27	1	5	8	7
1978	4	20	1	8	15	7†
1977	15	22	9	6	16	6
1976	11	17	8	22	14	27
1975	25	18	25	23	24	19
1974	7	8	10	26	23	26
1973	19	18	18	22	21	21
1972	10	15	10	10	5	17
1971	2	19	1	24	24	16
1970	15	22	8	21	20	12

PUNT RETURNS

Most, Season

57 1978
52 1979
49 2003

Most, Game

8 at Detroit, Dec. 7, 2003
(3) other games with 8 each
7 at Kansas City, Sept. 25, 1977
(3) other games with 7 each
6 vs. Kansas City, Nov. 26, 2000
(5) others with 6 each

Fewest, Season

12 1982†
21 1966
22 1963

Most Fair Catches, Season

32 1969
25 1999, 1991
20 1989

Most Fair Catches, Game

6 at Kansas City, Dec. 17, 1989
vs. Chicago, Dec. 4, 1978
5 at Oakland, Sept. 3, 2000
vs. Cincinnati, Oct. 4, 1969
4 at Kansas City, Dec. 22, 2002
(6) other games with 4 each

Fewest Fair Catches, Season

0 1975, 1965, 1963, 1962, 1961, 1960
1 1976
3 1977

PUNT RETURN YARDS

Most, Season

590 1978
542 1998
521 1977

Most, Game

168 at Cincinnati, Nov. 2, 1997
151 vs. Kansas City, Sept. 20, 1965
139 vs. N.Y. Titans, Nov. 5, 1961

Fewest, Season

138 1982†
173 1970
185 1972

Highest Average, Season

15.5 1961
14.7 1996
13.4 1965

Lowest Average, Season

5.6 1970
5.8 1971
6.2 2000

PUNT RETURN TOUCHDOWNS

Most, Season

3 1997
2 1994, 1990, 1973, 1965
1 2001
(9) other seasons with 1 each

Most, Game

2 at Cincinnati, Nov. 2, 1997
1 vs. Washington, Sept. 9, 2001
(18) other games with 1 each

KICKOFF RETURNS

Most, Season

84 2003
83 2000
75 1997

Most, Game

9 vs. New York Jets, Nov. 3, 2002
(6) other games with 9 each
8 at Pittsburgh, Dec. 21, 2003
(13) other games with 8 each
7 vs. New York Jets, Sept. 19, 2004
(46) other games with 7 each

Most, Game, Both Teams

17 vs. Pittsburgh, Dec. 8, 1985
16 vs. N.Y. Titans, Dec. 18, 1960
15 at N.Y. Giants, Oct. 2, 1983
(2) other games with 15 each

KICKOFF RETURN YARDS

Most, Season

1,804 2003
1,792 2000
1,716 2001

Most, Game

269 at Oakland, Nov. 18, 2001
242 vs. Atlanta, Oct. 21, 1973
232 vs. Kansas City, Dec. 13, 1964

Fewest, Season

642 1961
734 1977
812 1992

Highest Average, Season

26.0 2001
25.2 1988
24.3 1964

Lowest Average, Season

16.5 1961
17.5 1986
18.0 1992

KICKOFF RETURN TOUCHDOWNS

Most, Season

2 2001, 1995, 1994, 1988
1 2004, 2000, 1997, 1991, 1989, 1985, 1962

Most, Game

1 vs. New York Jets, Sept. 19, 2004
(14) other games with 1 each

PENALTIES

Most Seasons Leading League

3 1965, 1964, 1962

Most, Season

137 1998
129 1997
128 1981

Most, Game

19 at Kansas City, Nov. 16, 1997
16 vs. Baltimore, Nov. 15, 1998
15 at Indianapolis, Nov. 3, 1997

Fewest, Season

63 1969
64 1982†
68 1966

Team Records, *continued*

PENALTIES, *cont.*

Fewest, Game

- 0 at Cincinnati, Dec. 21, 1975
(3) other games with 0 each
- 1 at Cleveland, Dec. 19, 2004
(18) other games with 1 each
- 2 at Pittsburgh, Dec. 21, 2003
(34) other games with 2 each

Most Yards, Season

- 1,229 1998
- 1,101 1997
- 1,039 1988

Most Yards, Game

- 148 vs. N.Y. Jets, Oct. 13, 1963
- 146 vs. Baltimore, Nov. 15, 1998
at Kansas City, Nov. 16, 1997
- 144 vs. Kansas City, Nov. 22, 1998

FUMBLES

Most, Season

- 44 1985
- 42 1983
- 40 1980, 1972

Most, Game

- 9 vs. Green Bay, Sept. 24, 1978
- 7 vs. Cincinnati, Sept. 30, 1973
- 6 vs. Pittsburgh, Dec. 13, 1987
(4) other games with 6 each

Most by Opponent, Game

- 9 at Kansas City, Nov. 15, 1964
- 7 vs. Washington, Sept. 9, 2001
(2) other games with 7 each
- 6 vs. Arizona, Dec. 9, 1995
(5) other games with 6 each

Most, Game, Both Teams

- 11 vs. Kansas City, Oct. 13, 1985
(2) other games with 11 each
- 10 vs. Seattle, Nov. 25, 1990
(4) other games with 10 each
- 9 vs. Washington, Sept. 9, 2001
(6) other games with 9 each

Fewest, Season

- 13 1993
- 16 2002, 1963
- 17 1982†, 1966

Most Lost, Season

- 22 1983, 1981, 1980
- 21 1973
- 20 2000, 1987, 1978, 1972

Most Lost, Game

- 6 vs. Green Bay, Sept. 24, 1978
- 4 at Baltimore, Dec. 10, 2000
(11) other games with 4 each
- 3 vs. Green Bay, Dec. 14, 2003
(37) other games with 3 each

Most Own Recovered, Season

- 25 1985
- 21 1979
- 20 1983, 1975, 1973, 1972

Most Own Recovered, Game

- 6 at Denver, Nov. 30, 1973
- 5 vs. Kansas City, Nov. 12, 1995
vs. Oakland, Dec. 26, 1999
- 4 vs. Kansas City, Dec. 14, 1997
(4) other games with 4 each

Fewest Own Recovered, Season

- 4 1963
- 7 1989
- 8 2003, 2002, 1993, 1968, 1967, 1965

Most Opponents Recovered, Season

- 22 1986
- 18 1981, 1980, 1979, 1973
- 17 1984, 1983, 1963, 1961, 1960

Fewest Opponents Recovered, Season

- 5 1963
- 6 2002, 1974, 1970
- 7 2003, 1993, 1992, 1982†, 1969

POINTS ALLOWED

Most, Season

- 462 1983
- 441 2003
- 440 2000

Most, Game

- 57 at St. Louis, Oct. 1, 2000
- 52 at Pittsburgh, Nov. 25, 1984
- 51 at Oakland, Oct. 29, 1967

Most, Quarter

- 31 at Oakland, Dec. 8, 1963 (4Q)
- 30 at St. Louis, Nov. 20, 1983 (2Q)
- 28 at Minnesota, Nov. 28, 1999 (2Q)
(4) other games with 28 each

Fewest, Season

- 205 1977
- 219 1961
- 221 1982†

Fewest, Game

- 0 at Cleveland, Dec. 19, 2004
(13) other games with 0 each
- 3 vs. Houston, Sept. 15, 2002
(11) other games with 3 each
- 6 at Carolina, Oct. 24, 2004
(15) other games with 6 each

FIRST DOWNS ALLOWED

Most, Season

- 365 1981
- 363 1985
- 347 1983

Most, Game

- 34 vs. Seattle, Dec. 29, 2002
at Seattle, Nov. 22, 1987
- 33 vs. Cincinnati, Nov. 23, 2003
- 31 at Cincinnati, Sept. 22, 1985
vs. Denver, Nov. 29, 1984

Fewest, Season

- 190 1965
- 196 1982†
- 224 1962

Fewest, Game

- 5 at Tampa Bay, Sept. 19, 1976
- 6 at Oakland, Oct. 11, 1998
at Oakland (S.F.), Oct. 22, 1961
- 7 vs. Houston, Sept. 15, 2002
(3) other games with 7 each

Most by Rushing, Season

- 154 1975
- 143 1971
- 137 1983

Most by Rushing, Game

- 19 at Seattle, Nov. 22, 1987
 (2) other games with 19 each
 17 vs. Houston, Sept. 23, 1962
 16 vs. New England, Oct. 16, 1977
 vs. Kansas City, Dec. 18, 1966

Fewest by Rushing, Season

- 54 1965
 65 1982
 71 1969

Fewest by Rushing, Game

- 0 at Carolina, Dec. 12, 2000
 (3) other games with 0 each
 1 vs. Tampa Bay, Dec. 12, 2004
 (13) other games with 1 each
 2 vs. Oakland, Oct. 31, 2004
 (29) other games with 2 each

Most by Passing, Season

- 217 1985
 216 1981
 205 2002

Most by Passing, Game

- 24 at Denver, Nov. 19, 2000
 22 at St. Louis, Nov. 10, 2002
 (2) other games with 22 each
 21 at Indianapolis, Dec. 26, 2004
 (2) other games with 21 each

Fewest by Passing, Season

- 105 1977
 114 1971
 116 1965

Fewest by Passing, Game

- 1 vs. Oakland, Dec. 28, 2003
 at Cincinnati, Oct. 4, 1987
 2 at Cleveland, Dec. 19, 2004
 (5) other games with 2 each
 3 at New York Jets, Oct. 14, 1990
 (9) other games with 3 each

Most by Penalty, Season

- 41 2004, 2000
 35 1998, 1997, 1981
 30 2002, 1996

Most by Penalty, Game

- 6 at Indianapolis, Dec. 26, 2004
 (3) other games with 6 each
 5 vs. Denver, Dec. 5, 2004
 (10) other games with 5 each
 4 at Carolina, Oct. 24, 2004
 (37) other games with 4 each

Fewest by Penalty, Season

- 12 1982†
 13 1992, 1969
 14 1976

NET YARDS ALLOWED**Most, Season**

- 6,265 1985
 6,136 1981
 6,034 2002

Most, Game

- 614 at St. Louis, Oct. 1, 2000
 591 vs. Seattle, Dec. 29, 2002
 537 vs. Kansas City, Dec. 11, 1983

Fewest, Season

- 3,253 1982†
 3,276 1965
 3,652 1977

Fewest, Game

- 58 at Oakland (S.F.), Oct. 22, 1961
 99 vs. Indianapolis, Nov. 1, 1992
 106 vs. Oakland, Sept. 17, 1961

RUSHING ALLOWED**Most Attempts, Season**

- 606 1975
 559 1973
 552 1983

Most Attempts, Game

- 61 at Chicago, Oct. 25, 1981 (OT)
 60 at Denver, Nov. 30, 1975
 59 at Oakland, Sept. 18, 1977

Fewest Attempts, Season

- 230 1982†
 306 1965
 355 2004

Fewest Attempts, Game

- 9 vs. Miami, Sept. 7, 1986
 11 vs. Oakland, Oct. 31, 2004
 (2) other games with 11 each
 12 at Oakland, Oct. 20, 2002
 (3) other games with 12 each

Most Yards, Season

- 2,442 1975
 2,403 1966
 2,296 1971

Most Yards, Game

- 328 at Denver, Nov. 30, 1975
 303 at Buffalo, Oct. 13, 1962
 294 vs. Kansas City, Dec. 18, 1966

Fewest Yards, Season

- 1,094 1965
 1,121 1982†
 1,140 1998

Fewest Yards, Game

- 2 at Oakland (S.F.), Oct. 22, 1961
 11 at Carolina, Dec. 17, 2000
 13 at Oakland, Oct. 5, 1997

Most Touchdowns, Season

- 26 1983
 25 1985, 1981, 1971
 23 1984, 1973

Fewest Touchdowns, Season

- 7 1965, 1961
 8 1999
 10 2001
 (7) other seasons with 10 each

PASSING ALLOWED**Most Attempts, Season**

- 607 2004, 2002
 595 1985
 577 1994

Most Attempts, Game

- 61 vs. St. Louis, Sept. 20, 1987
 58 vs. Tennessee, Oct. 3, 2004
 at Denver, Nov. 19, 2000
 57 at Cleveland, Sept. 7, 1981

Fewest Attempts, Season

- 330 1977
 341 1973
 342 1982†

Team Records, *continued*

PASSING ALLOWED, *cont.*

Fewest Attempts, Game

- 7 at Detroit, Nov. 6, 1977
- 12 at Denver, Dec. 10, 1972
- 12 at Buffalo, Oct. 13, 1962
- 13 at Cincinnati, Oct. 4, 1987
- (3) other games with 13 each

Most Completions, Season

- 375 2002
- 372 2004
- 363 1994

Most Completions, Game

- 40 vs. Cincinnati, Dec. 20, 1982
- 39 vs. Tennessee, Oct. 3, 2004
- 37 Kansas City, Oct. 9, 1994

Fewest Completions, Season

- 170 1966
- 172 1977
- 177 1973

Fewest Completions, Game

- 3 at Tampa Bay, Sept. 19, 1976
- 5 at Cincinnati, Oct. 4, 1987
- (3) other games with 5 each
- 6 vs. Oakland, Dec. 28, 2003
- (5) other games with 6 each

Most Net Yards, Season

- 5,056 1994
- 4,311 1981
- 4,295 2002

Most Net Yards, Game

- 470 at Denver, Sept. 4, 1994
- 453 at St. Louis, Nov. 10, 2002
- 451 at St. Louis, Oct. 1, 2000

Fewest Net Yards, Season

- 1,725 1977
- 2,155 1966
- 2,174 1965

Fewest Net Yards, Game

- 13 at Cincinnati, Oct. 4, 1987
- 0 vs. Oakland, Dec. 28, 2003
- vs. Cincinnati, Dec. 6, 1970
- 4 at Tampa Bay, Sept. 19, 1976

Most Touchdowns, Season

- 36 2003
- 33 2000
- 31 1997

Most Touchdowns, Game

- 6 vs. Oakland, Oct. 27, 1963
- 5 at Denver, Nov. 19, 2000
- (5) other games with 5 each
- 4 vs. Green Bay, Dec. 14, 2003
- (22) other games with 4 each

Fewest Touchdowns, Season

- 10 1982†
- 11 1979
- 13 1974, 1970, 1966

INTERCEPTIONS BY

Most, Season

- 49 1961 (NFL Record)
- 31 1969
- 30 1964

Most, Game

- 6 at Denver, Nov. 30, 1975
- (4) other games with 6 each
- 5 vs. Kansas City, Sept. 24, 1989
- (6) other games with 5 each
- 4 vs. Kansas City, Jan. 2, 2005
- (26) other games with 4 each

Most, Game, Both Teams

- 10 at Seattle, Dec. 13, 1998
- 9 at Denver, Sept. 21, 1980
- at Oakland, Nov. 1, 1964
- 8 at Denver, Dec. 22, 1982
- (9) other games with 8 each

Fewest, Season

- 9 1970
- 13 2003, 1987, 1982†, 1967
- 15 1999, 1997, 1986, 1974

Most Yards Returned, Season

- 929 1961 (NFL Record)
- 562 1979
- 499 1984

Most Yards Returned, Game

- 194 vs. Houston, Sept. 24, 1961
- 174 vs. Denver, Oct. 29, 1961
- 171 vs. Pittsburgh, Nov. 18, 1979

Fewest Yards Returned, Season

- 90 1970
- 123 1999
- 148 1982†

Most Touchdowns by Returns, Season

- 9 1961 (NFL Record)
- 5 1984
- 4 2000, 1994

Most Touchdowns by Returns, Game

- 2 at Kansas City, Oct. 19, 1986
- vs. Denver, Oct. 29, 1961
- 1 vs. Tampa Bay, Dec. 12, 2004
- (65) other games with 1 each

Most Consecutive Games

- 46 1960-63 (NFL Record)

PUNT RETURNS

Most by Opponents, Season

- 56 1988
- 51 2000, 1996
- 48 1975, 1974

Fewest by Opponents, Season

- 7 1982†
- 16 1968
- 22 1963

Most Yards by Opponents, Season

- 722 2000
- 601 1976
- 558 1988

Most Yards by Opponent, Game

- 151 vs. Kansas City, Sept. 26, 1965
- 150 at Denver, Dec. 27, 1987
- 142 at Oakland, Oct. 29, 1967

KICKOFF RETURNS

Most by Opponent, Season

- 88 1981
- 83 2004
- 79 1994

Fewest by Opponent, Season

- 35 1973
- 39 1974
- 40 1975

Most by Opponent, Game

- 10 vs. Denver, Dec. 22, 1963
- vs. New York Titans, Dec. 18, 1960
- 9 vs. Indianapolis, Oct. 26, 1997
- (2) other games with 9 each
- 8 at Oakland, Oct. 5, 1997
- (11) other games with 8 each

THE LAST TIME

Punt Return for Touchdown

By Chargers — Tim Dwight, 84 yards, vs. Washington, Sept. 9, 2001
 By Opponent— Phillip Buchanon, 80 yards, vs. Oakland, Dec. 28, 2003

Kickoff Return for Touchdown

By Chargers — Tim Dwight, 87 yards, vs. New York Jets, Sept. 19, 2004
 By Opponent— Dominic Rhodes, 88 yards, at Indianapolis, Dec. 26, 2004

Intercepted Pass Returned for Touchdown

By Chargers — Donnie Edwards, 30 yards, vs. Tampa Bay, Dec. 12, 2004 (Brian Griese passer)
 By Opponent— Deshea Townsend, 25 yards, at Pittsburgh, Dec. 21, 2003 (Drew Brees passer)

Fumble Returned for Touchdown

By Chargers — Donnie Edwards, 82 yards, at St. Louis, Nov. 10, 2002 (Isaac Bruce fumble)
 By Opponent— Alan Ricard, 50 yards, vs. Baltimore, Sept. 21, 2003 (Jamal Lewis fumble)

Shutout

By Chargers — San Diego 21, at Cleveland 0, Dec. 19, 2004
 By Opponent— at Kansas City 34, San Diego 0, Oct. 31, 1999

Safety

By Chargers — Steve Foley held by Wayne Gandy in end zone, vs. New Orleans, Nov. 7, 2004
 By Opponent— Damion McIntosh tackled in end zone for safety, vs. Miami, Oct. 27, 2003

400 Yards Passing

By Chargers — Jim Harbaugh, 404 yards, at Minnesota, Nov. 28, 1999
 By Opponent— Matt Hasselbeck, 449 yards, vs. Seattle, Dec. 29, 2002

500 Yards Total Net Offense

By Chargers — 512 yards, at Kansas City, Oct. 19, 1986
 By Opponent— 591 yards, vs. Seattle, Dec. 29, 2002

3 Touchdown Receptions or More

By Chargers — Antonio Gates (3), vs. New Orleans, Nov. 7, 2004
 By Opponent— Chad Johnson (3), vs. Cincinnati, Nov. 23, 2003

3 Interceptions or More

By Chargers — Dwayne Harper (3), vs. Oakland, Nov. 27, 1995 (Vince Evans passer)
 By Opponent— Kwamie Lassiter (4), at Arizona, Dec. 27, 1998 (Craig Whelihan passer)

100 Yards Rushing

By Chargers — LaDainian Tomlinson, 111 yards, at Cleveland, Dec. 19, 2004 (26 att.)
 By Opponent— Lee Suggs, 105 yards, at Cleveland, Dec. 19, 2004 (21 att.)

4 Touchdowns

By Chargers — Chuck Muncie, vs. Denver, Nov. 29, 1981 (4 rushing)
 By Opponent— Harvey Williams, vs. Oakland, Nov. 16, 1997 (2 rushing, 2 receiving)

3 Touchdowns

By Chargers — Antonio Gates, vs. New Orleans, Nov. 7, 2004 (3 receiving)
 By Opponent— Chad Johnson, vs. Cincinnati, Nov. 23, 2003 (3 receiving)

50 Points

By Chargers — San Diego 50, vs. Miami 28, Sept. 7, 1986
 By Opponent— at St. Louis 57, San Diego 31, Oct. 1, 2000

40 Points

By Chargers — at San Diego 43, New Orleans 17, Nov. 7, 2004
 By Opponent— at Pittsburgh 40, at San Diego 24, Dec. 21, 2003

PAT Blocked

By Chargers — John Parrella, vs. Kansas City, Nov. 4, 2001
 By Opponent— Langston Walker, vs. Oakland Raiders, Nov. 21, 2004

Field Goal Blocked

By Chargers — Adrian Dingle, vs. New York Jets, Nov. 3, 2002
 By Opponent— John Browning, vs. Kansas City, Nov. 30, 2003

Punt Blocked

By Chargers — Carlos Polk, (Scott Player punter), at Arizona, Sept. 22, 2002
 By Opponent— Larry Atkins, (Darren Bennett punter), vs. Kansas City, Oct. 13, 2002

CAREER TOP TEN

RUSHING YARDS

1.	LaDainian Tomlinson, 2001-04	5,899
2.	Paul Lowe, 1960-68	4,972
3.	Marion Butts, 1989-1993	4,297
4.	Natrone Means, 1993-95, 1998-99	3,885
5.	Chuck Muncie, 1980-84	3,309
6.	Don Woods, 1974-1980	2,858
7.	Keith Lincoln, 1961-66, 68	2,698
8.	Dick Post, 1967-1970	2,519
9.	Gary Anderson, 1985-88	2,250
10.	Mike Garrett, 1970-73	2,235

RUSHING TOUCHDOWNS

1.	LaDainian Tomlinson, 2001-04	54
2.	Chuck Muncie, 1980-84	43
3.	Paul Lowe, 1960-68	38
4.	Natrone Means, 1993-95, 1998-99	34
5.	Marion Butts, 1989-1993	31
6.	Tim Spencer, 1985-1990	19
7.	Hank Bauer, 1977-1982	17
	Rod Bernstine, 1987-1992	17
	Dick Post, 1967-1970	17
	Clarence Williams, 1977-1981	17

RUSHING ATTEMPTS

1.	LaDainian Tomlinson, 2001-04	1,363
2.	Marion Butts, 1989-1993	1,031
3.	Paul Lowe, 1960-68	1,015
4.	Natrone Means, 1993-95, 1998-99	1,013
5.	Chuck Muncie, 1980-84	773
6.	Don Woods, 1974-1980	713
7.	Keith Lincoln, 1961-66, 68	573
8.	Mike Garrett, 1970-73	572
9.	Dick Post, 1967-1970	568
10.	Gary Anderson, 1985-88	548

TOTAL YARDS FROM SCRIMMAGE

1.	Lance Alworth, 1962-1970	9,721
2.	Charlie Joiner, 1976-1986	9,191
3.	LaDainian Tomlinson, 2001-04	7,921
4.	Gary Garrison, 1966-1976	7,562
5.	Kellen Winslow, 1979-1987	6,741
6.	Wes Chandler, 1981-87	6,197
7.	Paul Lowe, 1960-68	6,017
8.	Anthony Miller, 1988-1993	5,660
9.	Ronnie Harmon, 1990-95	5,578
10.	Marion Butts, 1989-1993	4,704

PASSING YARDS

1.	Dan Fouts, 1973-1987	43,040
2.	John Hadl, 1962-1972	26,938
3.	Stan Humphries, 1992-97	16,085
4.	Drew Brees, 2001-04	8,772
5.	Jack Kemp, 1960-62	5,996
6.	Doug Flutie, 2001-04	4,901
7.	John Friesz, 1990-93	4,396
8.	Jim Harbaugh, 1999-2000	4,177
9.	Billy Joe Tolliver, 1989-1990	3,671
10.	Tobin Rote, 1963-64	3,666

TOUCHDOWN PASSES

1.	Dan Fouts, 1973-1987	254
2.	John Hadl, 1962-1972	201
3.	Stan Humphries, 1992-97	85
4.	Drew Brees, 2001-04	56
5.	Jack Kemp, 1960-62	37
6.	Tobin Rote, 1963-64	29
7.	Doug Flutie, 2001-04	25
8.	Billy Joe Tolliver, 1989-1990	21
9.	John Friesz, 1990-93	19
10.	Jim Harbaugh, 1999-2000	18

PASS ATTEMPTS

1.	Dan Fouts, 1973-1987	5,604
2.	John Hadl, 1962-1972	3,640
3.	Stan Humphries, 1992-97	2,350
4.	Drew Brees, 2001-04	1,309
5.	Jack Kemp, 1960-62	815
6.	John Friesz, 1990-93	747
7.	Doug Flutie, 2001-04	737
8.	Jim Harbaugh, 1999-2000	636
9.	Billy Joe Tolliver, 1989-1990	595
10.	Ryan Leaf, 1998-2000	567

PASS COMPLETIONS

1.	Dan Fouts, 1973-1987	3,297
2.	John Hadl, 1962-1972	1,824
3.	Stan Humphries, 1992-97	1,335
4.	Drew Brees, 2001-04	802
5.	Doug Flutie, 2001-04	408
6.	John Friesz, 1990-93	401
7.	Jack Kemp, 1960-62	389
8.	Jim Harbaugh, 1999-2000	372
9.	Billy Joe Tolliver, 1989-1990	305
10.	Ryan Leaf, 1998-2000	272

PASSES INTERCEPTED

1.	Dan Fouts, 1973-1987	242
2.	John Hadl, 1962-1972	211
3.	Stan Humphries, 1992-97	73
4.	Jack Kemp, 1960-62	49
5.	Drew Brees, 2001-04	38
6.	Ryan Leaf, 1998-2000	33
7.	Tobin Rote, 1963-64	32
8.	Craig Whelihan, 1995-98	29
9.	Jim Harbaugh, 1999-2000	24
	Billy Joe Tolliver, 1989-1990	24

RECEIVING YARDS

1.	Lance Alworth, 1962-1970	9,584
2.	Charlie Joiner, 1976-1986	9,203
3.	Gary Garrison, 1966-1976	7,533
4.	Kellen Winslow, 1979-1987	6,741
5.	Wes Chandler, 1981-87	6,132
6.	Anthony Miller, 1988-1993	5,582
7.	Tony Martin, 1994-97	4,184
8.	Ronnie Harmon, 1990-95	3,939
9.	Dave Kocourek, 1960-65	3,720
10.	Don Norton, 1960-66	3,486

RECEIVING TOUCHDOWNS

1. Lance Alworth, 1962-1970	81
2. Gary Garrison, 1966-1976	58
3. Charlie Joiner, 1976-1986	47
4. Kellen Winslow, 1979-1987	45
5. Wes Chandler, 1981-87	41
6. Anthony Miller, 1988-1993	37
7. John Jefferson, 1978-1980	36
8. Tony Martin, 1994-97	33
9. Don Norton, 1960-66	27
10. Willie Frazier, 1966-1970	21
Dave Kocourek, 1960-65	21

RECEPTIONS

1. Charlie Joiner, 1976-1986	586
2. Kellen Winslow, 1979-1987	541
3. Lance Alworth, 1962-1970	493
4. Gary Garrison, 1966-1976	404
5. Ronnie Harmon, 1990-95	378
6. Anthony Miller, 1988-1993	374
7. Wes Chandler, 1981-87	373
8. LaDainian Tomlinson, 2001-04	291
9. Tony Martin, 1994-97	288
10. Freddie Jones, 1997-2001	260

QUARTERBACK SACKS

1. Leslie O'Neal, 1986, 1988-1995	105.5
2. Gary Johnson, 1975-1984	67.0
3. Lee Williams, 1984-1990	65.5
4. Fred Dean, 1975-1981	53.5
5. Junior Seau, 1990-2002	47.0
6. Jaylee Johnson, 1993-2003	46.0
7. Leroy Jones, 1976-1983	43.5
8. Louie Kelcher, 1975-1983	39.0
9. Chris Mims, 1992-96, 1998-99	38.0
Burt Grossman, 1989-1993	38.0

INTERCEPTIONS

1. Gill Byrd, 1983-1992	42
2. Dick Harris, 1960-65	29
3. Rodney Harrison, 1994-2002	26
4. Kenny Graham, 1964-69	25
5. Mike Williams, 1975-1982	24
6. Joe Beauchamp, 1966-1975	23
7. Woodrowe Lowe, 1976-1986	21
Bob Howard, 1967-1974	21
Leslie "Speedy" Duncan, 1964-69	21
10. Chuck Allen, 1961-68	20

INTERCEPTION RETURN YARDS

1. Gill Byrd, 1983-1992	546
2. Charlie McNeil, 1960-64	502
3. Kenny Graham, 1964-69	477
4. Joe Beauchamp, 1966-1975	433
5. Dick Harris, 1960-65	413
6. Rodney Harrison, 1994-2002	345
7. Woodrowe Lowe, 1976-1986	343
8. Darren Carrington, 1991-94	337
9. Leslie Duncan, 1964-69	322
10. Glen Edwards, 1978-1981	309

INTERCEPTION RETURN TOUCHDOWNS

1. Kenny Graham, 1964-69	5
Dick Harris, 1960-65	5
3. Woodrowe Lowe, 1976-1986	4
4. Joe Beauchamp, 1966-1975	3

5. Donnie Edwards, 2002-04	2
Rodney Harrison, 1994-2002	2
Stanley Richard, 1991-94	2
Donald Frank, 1990-93	2
Gill Byrd, 1983-1992	2
Gary Johnson, 1975-1984	2
Leslie Duncan, 1964-1970	2
Earl Faison, 1961-66	2
Charlie McNeil, 1960-64	2
Bob Laraba, 1960-61	2

POINTS SCORED

1. John Carney, 1990-2000	1,076
2. Rolf Benirschke, 1977-1986	766
3. Lance Alworth, 1962-1970	500
4. Dennis Partee, 1968-1975	380
5. LaDainian Tomlinson, 2001-04	360
6. Gary Garrison, 1966-1976	348
7. Charlie Joiner, 1976-1986	282
8. Paul Lowe, 1960-67	276
9. George Blair, 1961-64	272
10. Kellen Winslow, 1979-1987	270
Chuck Muncie, 1980-84	270

MADE FIELD GOALS

1. John Carney, 1990-2000	261
2. Rolf Benirschke, 1977-1986	146
3. Dennis Partee, 1968-1975	71
4. George Blair, 1961-64	50
5. Steve Christie, 2001-03	42
6. Ray Werschling, 1973-76	32
7. Dick Van Raaphorst, 1966-67	31
8. Wade Richey, 2001-02	21
Vince Abbott, 1987-88	21
10. Nate Kaeding, 2004	20
Herb Travenio, 1965	20

FIELD GOAL ATTEMPTS

1. John Carney, 1990-2000	320
2. Rolf Benirschke, 1977-1986	208
3. Dennis Partee, 1968-1975	121
4. George Blair, 1961-64	80
5. Ray Werschling, 1973-76	68
6. Dick Van Raaphorst, 1966-67	61
7. Steve Christie, 2001-03	57
8. Herb Travenio, 1965	35
9. Vince Abbott, 1987-88	34
10. Wade Richey, 2001-02	32

KICKOFF RETURN YARDS

1. Ronney Jenkins, 2000-02	3,997
2. Andre Coleman, 1994-96	3,914
3. Leslie "Speedy" Duncan, 1964-1970	3,386
4. James Brooks, 1981-83	2,305
5. Kenny Bynum, 1997-2000	2,182
6. Lionel James, 1984-88	2,094
7. Nate Lewis, 1990-93	2,047
8. Artie Owens, 1976-79	1,998
9. Tim Dwight, 2001-04	1,876
9. Jamie Holland, 1987-89	1,730
10. Mike Fuller, 1975-1980	1,658

Career Top Ten, *continued*

KICKOFF RETURN TOUCHDOWNS

1. Andre Coleman, 1994-96	4
2. Ronney Jenkins, 2000-02	3
3. Anthony Miller, 1988-1993	2
4. Tim Dwight, 2001-04	1
Rodney Harrison, 1994-2001	1
Nate Lewis, 1990-93	1
Jamie Holland, 1987-89	1
Gary Anderson, 1985-88	1
Keith Lincoln, 1960-66	1

KICKOFF RETURNS

1. Andre Coleman, 1994-96	166
2. Ronney Jenkins, 2000-02	165
3. Leslie "Speedy" Duncan, 1964-1970	134
4. Kenny Bynum, 1997-2000	107
5. James Brooks, 1981-83	105
6. Lionel James, 1984-88	99
7. Nate Lewis, 1990-93	92
8. Artie Owens, 1976-79	88
9. Tim Dwight, 2001-04	80
10. Jamie Holland, 1987-89	79

PUNT RETURN YARDS

1. Mike Fuller, 1975-1980	2,388
2. Leslie "Speedy" Duncan, 1964-1970	1,651
3. Darrien Gordon, 1993-94, 1996	1,407
4. Lionel James, 1984-88	1,193
5. James Brooks, 1981-83	565
6. Tim Dwight, 2001-04	508
7. Eric Metcalf, 1997	489
8. Eric Parker, 2002-04	444
9. Latario Rachal, 1998	387
10. Kitrick Taylor, 1990-91	381

PUNT RETURN TDS

1. Leslie "Speedy" Duncan, 1964-1970	4
2. Eric Metcalf, 1997	3
Darrien Gordon, 1993-94, 1996	3
4. Lionel James, 1984-88	2
Mike Fuller, 1975-1980	2
Ron Smith, 1973	2

7. Tim Dwight, 2001	1
Andre Coleman, 1994-96	1
Nate Lewis, 1990-93	1
Kitrick Taylor, 1990-91	1
Keith Lincoln, 1961-66, 1968	1

PUNT RETURNS

1. Mike Fuller, 1975-1980	212
2. Leslie "Speedy" Duncan, 1964-1970	138
3. Lionel James, 1984-88	124
4. Darrien Gordon, 1993-94, 1996	103
5. James Brooks, 1981-83	52
6. Eric Parker, 2002-04	50
7. Tim Dwight, 2001-04	46
8. Eric Metcalf, 1997	45
9. Nate Lewis, 1990-93	34
Kitrick Taylor, 1990-91	34

MOST SEASONS, ACTIVE PLAYER

1. Dan Fouts, 1973-1987	15
Russ Washington, 1968-1982	15
3. Doug Wilkerson, 1971-1984	14
Don Macek, 1976-1989	14
5. Junior Seau, 1990-2002	13
6. David Binn, 1994-2004	11
Raylee Johnson, 1993-2003	11
John Carney, 1990-2000	11
Charlie Joiner, 1976-1986	11
(5) others will 11 each	11

MOST GAMES PLAYED

1. Junior Seau, 1990-2002	200
Russ Washington, 1968-1982	200
3. Doug Wilkerson, 1971-1984	195
4. Dan Fouts, 1973-1987	181
5. David Binn, 1994-2004	175
6. Charlie Joiner, 1976-1986	164
Woodrow Lowe, 1976-1986	164
8. Don Macek, 1976-1989	162
9. John Carney, 1990-2000	160
10. John Hadl, 1962-1972	154
Walt Sweeney, 1963-1973	154

SINGLE SEASON TOP TEN

RUSHING YARDS

1. LaDainian Tomlinson, 2002	1,683
2. LaDainian Tomlinson, 2003	1,645
3. Natrone Means, 1994	1,350
4. LaDainian Tomlinson, 2004	1,335
5. LaDainian Tomlinson, 2001	1,236
6. Marion Butts, 1990	1,225
7. Earnest Jackson, 1984	1,179
8. Don Woods, 1974	1,162
9. Chuck Muncie, 1981	1,144
10. Paul Lowe, 1965	1,121

RUSHING TOUCHDOWNS

1. Chuck Muncie, 1981	19
2. LaDainian Tomlinson, 2004	17
3. LaDainian Tomlinson, 2002	14
4. LaDainian Tomlinson, 2003	13
5. Natrone Means, 1994	12

Chuck Muncie, 1983	12
Clarence Williams, 1979	12
8. LaDainian Tomlinson, 2001	10
Tim Spencer, 1985	10
10. Marion Butts, 1989	9
Paul Lowe, 1961	9

RUSHING ATTEMPTS

1. LaDainian Tomlinson, 2002	372
2. Natrone Means, 1994	343
3. LaDainian Tomlinson, 2004	339
LaDainian Tomlinson, 2001	339
5. LaDainian Tomlinson, 2003	313
6. Earnest Jackson, 1984	296
7. Mike Garrett, 1972	272
8. Marion Butts, 1990	265
9. Gary Brown, 1997	253
10. Chuck Muncie, 1981	251

TOTAL YARDS FROM SCRIMMAGE

1. LaDainian Tomlinson, 2003	2,370
2. LaDainian Tomlinson, 2002	2,172
3. LaDainian Tomlinson, 2004	1,776
4. LaDainian Tomlinson, 2001	1,603
5. Lance Alworth, 1965	1,590
6. Natrone Means, 1994	1,585
7. Lionel James, 1985	1,543
8. Don Woods, 1974	1,511
9. Chuck Muncie, 1981	1,506
10. Earnest Jackson, 1984	1,401

PASSING YARDS

1. Dan Fouts, 1981	4,802
2. Dan Fouts, 1980	4,715
3. Dan Fouts, 1979	4,082
4. Dan Fouts, 1984	3,740
5. Dan Fouts, 1985	3,638
6. John Hadl, 1968	3,473
7. Doug Flutie, 2001	3,464
8. Stan Humphries, 1995	3,381
9. John Hadl, 1967	3,365
10. Stan Humphries, 1992	3,356

TOUCHDOWN PASSES

1. Dan Fouts, 1981	33
2. Dan Fouts, 1980	30
3. Drew Brees, 2004	27
Dan Fouts, 1985	27
John Hadl, 1968	27
6. Dan Fouts, 1979	24
Dan Fouts, 1978	24
John Hadl, 1967	24
9. John Hadl, 1966	23
10. John Hadl, 1970	22

PASS ATTEMPTS

1. Dan Fouts, 1981	609
2. Dan Fouts, 1980	589
3. Dan Fouts, 1979	530
4. Drew Brees, 2002	526
5. Doug Flutie, 2001	521
6. Dan Fouts, 1984	507
7. John Friesz, 1991	487
8. Stan Humphries, 1995	478
9. Stan Humphries, 1992	454
10. Stan Humphries, 1994	453

PASS COMPLETIONS

1. Dan Fouts, 1981	360
2. Dan Fouts, 1980	348
3. Dan Fouts, 1979	332
4. Drew Brees, 2002	320
5. Dan Fouts, 1984	317
6. Doug Flutie, 2001	294
7. Stan Humphries, 1995	282
8. Stan Humphries, 1994	264
9. Stan Humphries, 1992	263
10. Drew Brees, 2004	262
John Friesz, 1991	262

PASSES INTERCEPTED

1. John Hadl, 1968	32
2. John Hadl, 1972	26
3. John Hadl, 1971	25
Jack Kemp, 1960	25
5. Dan Fouts, 1980	24

Dan Fouts, 1979	24
John Hadl, 1962	24
8. Dan Fouts, 1986	22
John Hadl, 1967	22
Jack Kemp, 1961	22

RECEIVING YARDS

1. Lance Alworth, 1965	1,602
2. Lance Alworth, 1966	1,383
3. John Jefferson, 1980	1,340
4. Lance Alworth, 1968	1,312
5. Kellen Winslow, 1980	1,290
6. Anthony Miller, 1989	1,252
7. Lance Alworth, 1964	1,235
8. Tony Martin, 1995	1,224
9. Lance Alworth, 1963	1,205
10. Wes Chandler, 1985	1,199

RECEIVING TOUCHDOWNS

1. Tony Martin, 1996	14
Lance Alworth, 1965	14
3. Antonio Gates, 2004	13
John Jefferson, 1980	13
John Jefferson, 1978	13
Lance Alworth, 1966	13
Lance Alworth, 1964	13
8. Gary Garrison, 1970	12
9. Lance Alworth, 1963	11
10. Anthony Miller, 1989	10
(7) others with 10 each	

RECEPTIONS

1. LaDainian Tomlinson, 2003	100
2. Tony Martin, 1995	90
3. Kellen Winslow, 1980	89
4. Kellen Winslow, 1983	88
Kellen Winslow, 1981	88
6. Lionel James, 1985	86
7. Tony Martin, 1996	85
8. Anthony Miller, 1993	84
9. John Jefferson, 1980	82
10. Antonio Gates, 2004	81

QUARTERBACK SACKS (since 1982)

1. Leslie O'Neal, 1992	17
2. Lee Williams, 1986	15
3. Lee Williams, 1989	14
4. Leslie O'Neal, 1990	13.5
5. Marcellus Wiley, 2001	13
6. Leslie O'Neal, 1995	12.5
Leslie O'Neal, 1994	12.5
Leslie O'Neal, 1989	12.5
Leslie O'Neal, 1986	12.5
10. Leslie O'Neal, 1993	12

INTERCEPTIONS

1. Charlie McNeil, 1961	9
2. Ryan McNeil, 2001	8
Dick Harris, 1963	8
Claude Gibson, 1962	8
Bob Zeman, 1961	8
6. Darren Carrington, 1993	7
Gill Byrd, 1990	7
Gill Byrd, 1989	7
Gill Byrd, 1988	7
(6) others with 7 each	

Single Season Top Ten, *continued*

INTERCEPTION RETURN YARDS

1. Charlie McNeil, 1961	349
2. Stanley Richard, 1994	224
3. Vencie Glenn, 1987	166
4. Gill Byrd, 1984	157
5. Jeff Dale, 1986	153
6. Darren Carrington, 1992	152
7. Bob Laraba, 1961	151
8. Woodrow Lowe, 1979	150
9. Dick Harris, 1961	140
10. John Hendy, 1985	139

INTERCEPTION RETURN TOUCHDOWNS

1. Dick Harris, 1961	3
2. Stanley Richard, 1994	2
Gill Byrd, 1984	2
Woodrow Lowe, 1979	2
Kenny Graham, 1969	2
Joe Beauchamp, 1968	2
Bob Laraba, 1961	2
Charlie McNeil, 1961	2
9. Donnie Edwards, 2004	1
(53) others with 1 each	

POINTS SCORED

1. John Carney, 1994	135
2. John Carney, 1993	124
3. John Carney, 1996	118
Rolf Benirschke, 1980	118
5. John Carney, 1999	115
6. Nate Kaeding, 2004	114
Chuck Muncie, 1981	114
8. John Carney, 1992	113
9. Rolf Benirschke, 1981	112
10. LaDainian Tomlinson, 2004	108

MADE FIELD GOALS

1. John Carney, 1994	34
2. John Carney, 1999	31
John Carney, 1993	31
4. John Carney, 1996	29
5. John Carney, 1998	26
John Carney, 1992	26
7. Rolf Benirschke, 1980	24
8. Dennis Partee, 1968	22
9. Wade Richey, 2001	21
John Carney, 1995	21

FIELD GOAL ATTEMPTS

1. John Carney, 1993	40
2. John Carney, 1994	38
3. John Carney, 1999	36
John Carney, 1996	36
Rolf Benirschke, 1980	36
6. Wade Richey, 2001	32
John Carney, 1992	32
Dennis Partee, 1968	32
9. Dick Van Raaphorst, 1966	31
Herb Traveno, 1965	31

KICKOFF RETURN YARDS

1. Ronney Jenkins, 2001	1,541
2. Ronney Jenkins, 2000	1,531
3. Andre Coleman, 1995	1,411
4. Andre Coleman, 1994	1,293
5. Tim Dwight, 2004	1,222

6. Andre Coleman, 1996	1,210
7. Leon Johnson, 2003	1,151
8. Lionel James, 1984	959
9. James Brooks, 1981	949
10. Ron Smith, 1973	947

KICKOFF RETURN TOUCHDOWNS

1. Ronney Jenkins, 2001	2
Andre Coleman, 1995	2
Andre Coleman, 1994	2
4. Tim Dwight, 2004	1
Ronney Jenkins, 2000	1
Rodney Harrison, 1997	1
Nate Lewis, 1991	1
Anthony Miller, 1989	1
Jamie Holland, 1988	1
(3) others with 1 each	

KICKOFF RETURNS

1. Ronney Jenkins, 2000	67
2. Andre Coleman, 1995	62
3. Ronney Jenkins, 2001	58
4. Andre Coleman, 1996	55
5. Tim Dwight, 2004	50
Leon Johnson, 2003	50
7. Andre Coleman, 1994	49
8. Lionel James, 1984	43
9. Ronney Jenkins, 2002	40
James Brooks, 1981	40

PUNT RETURN YARDS

1. Darrien Gordon, 1996	537
2. Eric Metcalf, 1997	489
3. Darrien Gordon, 1994	475
4. Leslie "Speedy" Duncan, 1965	464
5. Mike Fuller, 1979	448
6. Mike Fuller, 1978	436
Mike Fuller, 1976	436
8. Leslie "Speedy" Duncan, 1967	434
9. Mike Fuller, 1975	410
10. Lionel James, 1987	400

PUNT RETURN TOUCHDOWNS

1. Eric Metcalf, 1997	3
2. Darrien Gordon, 1994	2
Ron Smith, 1973	2
Leslie "Speedy" Duncan, 1965	2
5. Tim Dwight, 2001	1
Darrien Gordon, 1996	1
Andre Coleman, 1995	1
Nate Lewis, 1990	1
Kitrick Taylor, 1990	1
(7) others with 1 each	

PUNT RETURNS

1. Mike Fuller, 1979	46
2. Eric Metcalf, 1997	45
3. Mike Fuller, 1978	39
4. Darrien Gordon, 1996	36
Darrien Gordon, 1994	36
Mike Fuller, 1975	36
Leslie "Speedy" Duncan, 1967	36
8. Mike Fuller, 1976	33
9. Latario Rachal, 1998	32
Lionel James, 1987	32

BIG DAYS

300 YARDS PASSING (112 total, 106 regular season, 6 postseason)

- 444 — Dan Fouts at San Francisco, Dec. 11, 1982 (33 of 48, 5 TD)
 Dan Fouts vs. N.Y. Giants, Oct. 19, 1980 (26 of 41, 3 TD)
- 440 — Dan Fouts vs. Seattle, Sept. 15, 1985 (29 of 43, 4 TD)
- 436 — Dan Fouts vs. L.A. Raiders, Nov. 10, 1985 (26 of 41, 4 TD)
- 435 — Dan Fouts vs. Cincinnati, Dec. 20, 1982 (25 of 40, 1 TD)
- 433 — Dan Fouts at Miami, Jan. 2, 1982 (33 of 53, 3 TD), OT **
- 410 — Dan Fouts vs. L.A. Raiders, Oct. 21, 1984 (24 of 45, 3 TD)
- 404 — Jim Harbaugh at Minnesota, Nov. 28, 1999 (22 of 39, 1 TD)
- 389 — Jim McMahon vs. Houston, Sept. 17, 1989 (27 of 45, 2 TD)
- 388 — Dan Fouts at Oakland, Oct. 12, 1980 (23 of 39, 1 TD)
- 387 — Dan Fouts vs. Oakland, Sept. 14, 1980 (29 of 44, 3 TD), OT
- 380 — Dan Fouts vs. Miami, Nov. 18, 1984 (37 of 56, 4 TD), OT
- 378 — Drew Brees at Kansas City, Nov. 28, 2004 (28 of 37, 2 TD)
- 377 — Doug Flutie vs. Seattle, Dec. 30, 2001 (34 of 53, 1 TD)
- 376 — Dan Fouts at Green Bay, Oct. 7, 1984 (31 of 50, 3 TD)
- 372 — Dan Fouts vs. Pittsburgh, Dec. 8, 1985 (21 of 33, 3 TD)
- 371 — Dan Fouts at Dallas, Oct. 26, 1980 (21 of 44, 3 TD)
- 369 — Dan Fouts at Houston, Dec. 17, 1978 (21 of 40, 4 TD)
 Tobin Rote at N.Y. Jets, Nov. 2, 1963 (21 of 29, 3 TD)
- 363 — Drew Brees vs. Green Bay, Dec. 14, 2003 (28 of 48, 2 TD)
 Dan Fouts vs. Denver, Nov. 9, 1980 (29 of 45, 1 TD)
- 362 — Mark Herrmann at Kansas City, Dec. 22, 1985 (37 of 58, 3 TD)
- 359 — John Hadl vs. Oakland, Dec. 15, 1968 (21 of 52, 1 TD)
- 358 — Stan Humphries vs. Baltimore, Sept. 28, 1997 (17 of 26, 3 TD)
 John Hadl vs. N.Y. Jets, Oct. 31, 1971 (19 of 27, 4 TD)
- 357 — Dan Fouts at New England, Oct. 16, 1983 (25 of 37, 1 TD)
 Dan Fouts at L.A. Raiders, Nov. 22, 1982 (25 of 42, 1 TD)
 Jack Kemp vs. Dallas Texans, Nov. 19, 1961 (15 of 27, 2 TD)
- 355 — Stan Humphries vs. Denver, Oct. 18, 1992 (20 of 27, 2 TD)
- 354 — Dan Fouts vs. N.Y. Jets, Sept. 4, 1983 (20 of 36, 2 TD)
- 353 — Doug Flutie at Dallas, Sept. 23, 2001 (23 of 38, 2 TD)
- 352 — Dan Fouts vs. Denver, Oct. 12, 1986 (26 of 40, 1 TD)
 Dan Fouts vs. Cincinnati, Nov. 8, 1981 (20 of 40, 2 TD)
- 351 — Dan Fouts vs. Cleveland, Sept. 25, 1983 (24 of 38, 3 TD)
 Dan Fouts at Tampa Bay, Dec. 13, 1981 (33 of 49, 1 TD)
- 350 — Billy Joe Tolliver at Washington, Dec. 10, 1989 (24 of 39, 2 TD)
 Dan Fouts vs. Kansas City, Nov. 25, 1979 (27 of 43, 3 TD)
- 348 — Jim Harbaugh at St. Louis, Oct. 1, 2000 (27 of 40, 2 TD)
- 345 — John Hadl at Denver, Oct. 22, 1967 (15 of 34, 3 TD)
- 344 — Mark Herrmann at Seattle, Oct. 6, 1985 (26 of 35, 3 TD)
 Dan Fouts at Cincinnati, Sept. 22, 1985 (25 of 43, 4 TD)
- 343 — Dan Fouts at Houston, Nov. 24, 1985 (24 of 36, 2 TD)
 Dan Fouts vs. Buffalo, Dec. 1981 (28 of 42, 2 TD)
- 342 — Dan Fouts vs. Philadelphia, Nov. 30, 1980 (20 of 28, 2 TD)
- 341 — John Hadl at Houston, Dec. 4, 1966 (20 of 35, 4 TD)
- 340 — Ed Luther vs. Dallas, Nov. 13, 1983 (26 of 43, 1 TD)
- 339 — Dan Fouts vs. Seattle, Dec. 13, 1980 (28 of 42, 1 TD)
- 338 — Ed Luther at St. Louis, Nov. 20, 1983 (24 of 50, 1 TD)
 Dan Fouts at Seattle, Sept. 18, 1983 (21 of 41, 4 TD)
 Dan Fouts vs. Atlanta, Dec. 2, 1979 (28 of 38, 1 TD)
- 337 — Stan Humphries vs. San Francisco, Dec. 11, 1994 (25 of 43, 1 TD)
 Dan Fouts vs. Denver, Nov. 28, 1982 (27 of 40, 3 TD)
 Jack Kemp at Houston, Sept. 18, 1960 (27 of 44, 4 TD)
- 336 — Drew Brees vs. San Francisco, Nov. 17, 2002 (29 of 50, 2TD)
 Dan Fouts vs. Houston, Sept. 16, 1984 (26 of 37)
 Dan Fouts vs. Oakland, Jan. 11, 1981 (22 of 45, 2 TD) *
- 334 — Dan Fouts vs. Pittsburgh, Dec. 13, 1987 (29 of 52, 1 TD)
- 333 — Ed Luther vs. Kansas City, Dec. 16, 1984 (24 of 44, 1 TD)
 Dan Fouts at Pittsburgh, Jan. 9, 1983 (27 of 42, 3 TD) **
 Dan Fouts vs. Houston, Dec. 29, 1979 (25 of 47) **
 Dan Fouts vs. Cleveland, Nov. 3, 1974 (12 of 21, 4 TD)



300 YARDS PASSING, *cont.*

- 332 — Drew Brees vs. Seattle, Dec. 29, 2002 (27 of 49, 3TD)
Dan Fouts at Seattle, Sept. 9, 1984 (23 of 40, 2 TD)
John Hadl vs. Denver, Dec. 12, 1971 (21 of 36, 4 TD)
- 331 — Dan Fouts vs. Seattle, Oct. 9, 1983 (28 of 36, 1 TD)
John Hadl at N.Y. Jets, Oct. 8, 1966 (22 of 41, 1 TD)
- 330 — Dan Fouts at Cleveland, Sept. 7, 1981 (19 of 25, 3 TD)
- 329 — Dan Fouts vs. New England, Nov. 9, 1975 (25 of 42, 1 TD)
- 326 — Dan Fouts at Los Angeles, Oct. 21, 1979 (17 of 32, 2 TD)
John Hadl at N.Y. Jets, Oct. 5, 1968 (17 of 37, 3 TD)
- 325 — Jim Harbaugh vs. Oakland, Dec. 26, 1999 (23 of 36, 2 TD)
John Hadl at Denver, Dec. 1, 1968 (21 of 35, 5 TD)
John Hadl vs. Cincinnati, Sept. 6, 1968 (20 of 37, 2 TD)
- 322 — Dan Fouts vs. Denver, Nov. 29, 1987 (23 of 40)
- 321 — John Friesz vs. Cleveland, Oct. 20, 1991 (33 of 54, 1 TD)
John Hadl at Oakland, Nov. 21, 1971 (20 of 36, 2 TD)
John Hadl vs. Denver, Oct. 20, 1968 (9 of 18, 4 TD)
- 320 — Mark Herrmann vs. Kansas City, Oct. 13, 1985 (26 of 36, 2 TD)
- 319 — Drew Brees vs. New York Jets, Jan. 8, 2005 (31 of 42, 2TD) **
Drew Brees vs. Kansas City, Oct. 13, 2002 (28 of 41, 2TD)
- 318 — Dan Fouts vs. Seattle, Oct. 14, 1979 (28 of 35, 3 TD)
John Hadl at Oakland, Oct. 29, 1967 (19 of 39, 1 TD)
- 316 — Dan Fouts vs. Detroit, Sept. 13, 1981 (18 of 25, 1 TD)
- 315 — Stan Humphries at Kansas City, Oct. 9, 1995 (24 of 34, 1 TD)
Dan Fouts vs. Cleveland, Nov. 1, 1987 (25 of 42, 2 TD)
Dan Fouts at L.A. Raiders, Oct. 28, 1985 (23 of 50, 2 TD)
John Hadl vs. Oakland, Dec. 3, 1967 (18 of 40, 2 TD)
Jack Kemp at Boston, Oct. 7, 1961 (12 of 24, 3 TD)
- 314 — Ed Luther vs. Washington, Oct. 31, 1983 (19 of 36, 2 TD)
Dan Fouts vs. Buffalo, Jan. 3, 1981 (22 of 37, 2 TD) **
John Hadl at Buffalo, Oct. 10, 1965 (18 of 29, 3 TD)
- 313 — Dan Fouts vs. Miami, Oct. 15, 1978 (22 of 30, 1 TD)
- 312 — John Hadl vs. Buffalo, Nov. 25, 1965 (18 of 37)
- 311 — Ryan Leaf at Denver, Nov. 19, 2000 (13 of 27, 3 TD)
Stan Humphries vs. Detroit, Nov. 11, 1996 (24 of 32, 3 TD)
- 310 — Dan Fouts vs. Minnesota, Oct. 11, 1981 (20 of 38, 2 TD)
- 308 — Doug Flutie vs. Arizona, Nov. 25, 2001 (33 of 44, 2 TD)
Billy Joe Tolliver at Denver, Dec. 16, 1990 (26 of 51, 1TD)
Dan Fouts vs. Pittsburgh, Dec. 22, 1980 (21 of 37)
- 307 — Doug Flutie at Philadelphia, Dec. 9, 2001 (20 of 44, 2 TD)
John Hadl vs. Kansas City, Oct. 15, 1967 (17 of 32, 2 TD)
Jack Kemp vs. Oakland, Nov. 27, 1960 (13 of 24, 2 TD)
- 306 — John Friesz at L.A. Rams, Oct. 13, 1991 (21 of 33, 2 TD)
- 305 — Stan Humphries at Oakland, Sept. 3, 1995 (23 of 47, 1 TD)
Billy Joe Tolliver vs. Denver, Dec. 24, 1989 (22 of 48)
Dan Fouts at Denver, Oct. 7, 1979 (27 of 45)
- 304 — Craig Whelihan vs. Denver, Nov. 29, 1998 (30 of 53, 1 TD)
- 303 — Dan Fouts vs. L.A. Raiders, Jan. 2, 1983 (18 of 38, 1 TD)
Dan Fouts at Oakland, Oct. 25, 1979 (21 of 37, 2 TD)
- 302 — Dan Fouts vs. Denver, Nov. 3, 1985 (23 of 34, 2 TD)
Dan Fouts vs. Seattle, Oct. 4, 1981 (30 of 40, 3 TD)
Jack Kemp at N.Y. Titans, Oct. 15, 1961 (15 of 38)

300-YARD PASSING GAMES BY CAREER

Dan Fouts (56 total, 51 regular season, 5 postseason), John Hadl (16), Drew Brees (6 total, 5 regular season, 1 postseason), Stan Humphries (6), Jack Kemp (5), Doug Flutie (4), Ed Luther (4), Jim Harbaugh (3), Mark Herrmann (3), Billy Joe Tolliver (3), John Friesz (2), Ryan Leaf (1), Jim McMahon (1), Tobin Rote (1), Craig Whelihan (1).

300-YARD PASSING GAMES BY SEASON

1960 — Jack Kemp (2)	1985 — Dan Fouts (7)
1961 — Jack Kemp (3)	1985 — Mark Hermann (3)
1963 — Tobin Rote (1)	1986 — Dan Fouts (1)
1965 — John Hadl (2)	1987 — Dan Fouts (3)
1966 — John Hadl (2)	1989 — Billy Joe Tolliver (2)
1967 — John Hadl (4)	Jim McMahon (1)
1968 — John Hadl (5)	1990 — Billy Joe Tolliver (1)
1971 — John Hadl (3)	1991 — John Friesz (2)
1974 — Dan Fouts (1)	1992 — Stan Humphries (1)
1975 — Dan Fouts (1)	1994 — Stan Humphries (1)
1978 — Dan Fouts (2)	1995 — Stan Humphries (2)
1979 — Dan Fouts (6 regular season)	1996 — Stan Humphries (1)
Dan Fouts (1 postseason)	1997 — Stan Humphries (1)
1980 — Dan Fouts (8 regular season)	1998 — Craig Whelihan (1)
Dan Fouts (2 postseason)	1999 — Jim Harbaugh (2)
1981 — Dan Fouts (7 regular season)	2000 — Jim Harbaugh (1)
Dan Fouts (1 postseason)	Ryan Leaf (1)
1982 — Dan Fouts (5 regular season)	2001 — Doug Flutie (4)
Dan Fouts (1 postseason)	2002 — Drew Brees (3)
1983 — Dan Fouts (5)	2003 — Drew Brees (1)
Ed Luther (3)	2004 — Drew Brees (1 regular season)
1984 — Dan Fouts (5)	Drew Brees (1 postseason)
Ed Luther (1)	

100 YARDS RUSHING (144 total, 138 regular season, 6 postseason)

243 — LaDainian Tomlinson vs. Oakland, Dec. 28, 2003 (31 att., 2 TD)
220 — LaDainian Tomlinson vs. Denver, Dec. 1, 2002 (37 att., 3 TD)
217 — LaDainian Tomlinson vs. New England, Sept. 29, 2002 (27 att., 2TD)
Gary Anderson vs. Kansas City, Dec. 18, 1988 (34 att., 1 TD)
206 — Keith Lincoln vs. Boston, Jan. 5, 1964 (13 att., 1 TD) @
200 — LaDainian Tomlinson at Cleveland, Oct. 19, 2003 (26 att., 1 TD)
189 — Brad Hubbert vs. N.Y. Jets, Dec. 24, 1967 (15 att., 2 TD)
187 — LaDainian Tomlinson at Oakland, Sept. 28, 2003 (28 att., 1 TD)
183 — Jermaine Fazande at Denver, Jan. 2, 2000 (30 att., 1 TD)
Paul Lowe vs. Denver, Dec. 22, 1963 (17 att., 2 TD)
181 — Gary Brown at Oakland, Oct. 5, 1997 (36 att., 1 TD)
176 — Marion Butts vs. Kansas City, Dec. 17, 1989 (39 att.)
170 — Gary Anderson vs. Pittsburgh, Dec. 11, 1988 (26 att.)
169 — Gary Brown vs. Indianapolis, Oct. 26, 1997 (28 att., 1 TD)
166 — Keith Lincoln at Oakland, Sept. 30, 1962 (12 att., 1 TD)
165 — Natrone Means at Kansas City, Sept. 20, 1998 (22 att., 1 TD)
Paul Lowe at Houston, Jan. 1, 1961 (21 att., 1 TD) @
164 — LaDainian Tomlinson at Oakland, Nov. 21, 2004 (37 att., 1 TD)
162 — LaDainian Tomlinson vs. Minnesota, Nov. 9, 2003 (16 att., 2 TD)
161 — Chuck Muncie at Cleveland, Sept. 7, 1981 (24 att., 1 TD)
Paul Lowe vs. N.Y. Jets, Oct. 13, 1963 (16 att., 1 TD)
159 — Marion Butts vs. N.Y. Jets, Dec. 2, 1990 (26 att., 2 TD)
157 — Clarence Williams vs. Buffalo, Sept. 16, 1979 (18 att., 4 TD)
Don Woods vs. Miami, Sept. 29, 1974 (18 att., 2 TD)
Paul Lowe vs. Houston, Oct. 3, 1965 (20 att.)
155 — Earnest Jackson at L.A. Raiders, Sept. 24, 1984 (29 att., 1 TD)
154 — Don Woods vs. Kansas City, Oct. 27, 1974 (22 att., 1 TD)
153 — LaDainian Tomlinson at Oakland, Oct. 20, 2002 (39 att., 1 TD)
151 — Chuck Muncie at Seattle, Nov. 16, 1981 (20 att., 2 TD)
Dick Post vs. Miami, Nov. 3, 1968 (21 att.)
150 — Rod Bernstine at Indianapolis, Oct. 18, 1992 (23 att., 2 TD)
149 — Paul Lowe vs. Oakland, Nov. 27, 1960 (26 att., 1 TD)
147 — LaDainian Tomlinson vs. Tennessee, Oct. 3, 2004 (17 att., 1 TD)
Dick Post at Cincinnati, Sept. 21, 1969 (15 att.)
145 — LaDainian Tomlinson at Kansas City, Dec. 23, 2001 (27 att.)
Gary Anderson at Atlanta, Nov. 13, 1988 (28 att.)
Mike Garrett vs. Oakland, Dec. 3, 1972 (28 att.)
144 — Lydell Mitchell vs. Kansas City, Nov. 12, 1978 (29 att.), OT
142 — Don Woods at N.Y. Jets, Dec. 1, 1974 (25 att., 1 TD)
140 — Dick Post vs. Cincinnati, Sept. 6, 1968 (16 att., 1 TD)
139 — Natrone Means vs. Miami, Jan. 8, 1995 (24 att., 1 TD)**



Continued next page

100 YARDS RUSHING, *cont.*

- 137 — Paul Lowe at Boston, Oct. 28, 1960 (8 att., 2 TD)
 133 — Don Woods vs. Philadelphia, Oct. 6, 1974 (21 att.)
 132 — Mike Garrett at Baltimore, Oct. 8, 1972 (27 att., 2 TD)
 131 — LaDainian Tomlinson vs. Tampa Bay, Dec. 12, 2004 (25 att., 1 TD)
 LaDainian Tomlinson at Kansas City, Dec. 22, 2002 (24 att.)
 Gary Anderson at Kansas City, Sept. 25, 1988 (23 att., 1 TD)
 130 — Natrone Means at Indianapolis, Oct. 4, 1998 (31 att., 1 TD)
 Mike Garrett at Cleveland, Oct. 28, 1973 (19 att.)
 Keith Lincoln vs. Oakland, Oct. 27, 1963 (15 att.)
 129 — Chuck Muncie vs. L.A. Raiders, Jan. 2, 1983 (26 att., 2 TD)
 128 — Marion Butts vs. Seattle, Nov. 25, 1990 (28 att.)
 Dick Post vs. Denver, Nov. 23, 1969 (17 att., 3 TD)
 Paul Lowe at Buffalo, Sept. 30, 1961 (22 att., 1 TD)
 127 — Terrell Fletcher at Arizona, Dec. 27, 1998 (23 att.)
 Aaron Hayden vs. Cleveland, Dec. 3, 1995 (32 att., 2 TD)
 Lionel James at Cincinnati, Sept. 22, 1985 (12 att., 1 TD)
 Keith Lincoln at Kansas City, Oct. 20, 1963 (10 att., 1 TD)
 126 — Chuck Muncie at Pittsburgh, Jan. 9, 1983 (25 att.) **
 Chuck Muncie vs. Baltimore, Dec. 26, 1982 (16 att.)
 Paul Lowe vs. N.Y. Jets, Dec. 11, 1966 (14 att., 2 TD)
 125 — Natrone Means vs. Kansas City, Oct. 9, 1994 (19 att., 1 TD)
 Paul Lowe vs. Oakland, Nov. 13, 1966 (10 att.)
 124 — Earnest Jackson vs. Miami, Nov. 18, 1984 (28 att., 1 TD) OT
 Rickey Young at Kansas City, Dec. 7, 1975 (25 att., 2 TD)
 123 — Dick Post vs. Cincinnati, Oct. 4, 1969 (19 att.)
 122 — Terrell Fletcher at Washington, Dec. 6, 1998 (34 att.)
 Natrone Means at Philadelphia, Sept. 17, 1995 (23 att.)
 Paul Lowe vs. Denver, Sept. 11, 1965 (18 att., 1 TD)
 121 — LaDainian Tomlinson at Houston, Sept. 12, 2004 (26 att., 1 TD)
 Marion Butts at N.Y. Jets, Oct. 14, 1990 (26 att., 2 TD)
 Dick Post vs. Denver, Oct. 20, 1968 (11 att., 1 TD)
 Dick Post at Buffalo, Oct. 1, 1967 (20 att., 1 TD)
 120 — LaDainian Tomlinson at St. Louis, Nov. 10, 2002 (24 att., 1 TD)
 Natrone Means at New Orleans, Oct. 16, 1994 (26 att., 3 TD)
 Marion Butts vs. Indianapolis, Nov. 1, 1992 (27 att., 1 TD)
 Gary Anderson vs. Seattle, Sept. 18, 1988 (19 att., 1 TD)
 Chuck Muncie at Miami, Jan. 2, 1982 (24 att., 1 TD) OT **
 119 — Marion Butts vs. Kansas City, Jan. 2, 1993 (15 att., 1 TD) **
 Chuck Muncie vs. Buffalo, Dec. 6, 1981 (22 att., 1 TD)
 118 — Natrone Means vs. Miami, Dec. 27, 1993 (18 att., 3 TD)
 Don Woods vs. Oakland, Oct. 13, 1974 (17 att., 1 TD)
 117 — Don Woods at Oakland, Nov. 17, 1974 (27 att., 1 TD)
 116 — Gary Anderson vs. Denver, Nov. 3, 1985 (22 att., 1 TD)
 Dick Post vs. Kansas City, Oct. 15, 1967 (15 att., 1 TD)
 115 — Natrone Means vs. Denver, Sept. 24, 1995 (27 att., 2 TD)
 Natrone Means vs. Seattle, Sept. 10, 1995 (26 att.)
 Chuck Muncie vs. Pittsburgh, Dec. 22, 1980 (26 att., 1 TD)
 Chuck Muncie vs. Denver, Nov. 9, 1980 (23 att.)
 114 — LaDainian Tomlinson at Cincinnati, Sept. 8, 2002 (21 att., 1 TD)
 Rod Bernstine vs. Denver, Dec. 30, 1990 (27 att.)
 Marion Butts vs. Denver, Nov. 11, 1990 (16 att.)
 113 — LaDainian Tomlinson vs. Denver, Dec. 5, 2004 (30 att., 2 TD)
 LaDainian Tomlinson vs. Washington, Sept. 9, 2001 (36 att., 2 TD)
 Dick Post at Oakland, Nov. 16, 1969 (20 att.)
 112 — Natrone Means vs. Philadelphia, Oct. 18, 1998 (21 att., 1 TD)
 Rod Bernstine vs. Kansas City, Sept. 29, 1991 (26 att., 1 TD)
 John Cappelletti at Seattle, Sept. 7, 1980 (16 att.)
 Paul Lowe at Denver, Nov. 7, 1965 (17 att.)
 111 — LaDainian Tomlinson at Cleveland, Dec. 19, 2004 (26 att., 2 TD)
 Rickey Young vs. N.Y. Jets, Dec. 15, 1975 (21 att., 1 TD)
 110 — LaDainian Tomlinson at Buffalo, Dec. 15, 2002 (28 att., 1 TD)
 Chuck Muncie at Kansas City, Sept. 12, 1983 (27 att., 1 TD)
 Paul Lowe at N.Y. Titans, Oct. 23, 1965 (16 att., 2 TD)
 Paul Lowe vs. N.Y. Titans, Nov. 5, 1961 (9 att., 1 TD)
 109 — Mike Thomas vs. Kansas City, Nov. 16, 1980 (27 att., 2 TD)
 Fred Ford vs. N.Y. Titans, Dec. 18, 1960 (7 att., 1 TD)
 108 — Dick Post at Kansas City, Nov. 19, 1967 (18 att., 1 TD)
 Gerry McDougall vs. Oakland, Dec. 2, 1962 (22 att., 2 TD)

- 107 — LaDainian Tomlinson vs. Cincinnati, Sept. 30, 2001 (21 att., 3 TD)
 Natrone Means vs. Cincinnati, Sept. 11, 1994 (21 att., 1 TD)
- 106 — LaDainian Tomlinson vs. Kansas City, Nov. 30, 2003 (19 att., 1 TD)
 Dick Post vs. Buffalo, Dec. 14, 1969 (19 att., 2 TD)
 Russ Smith at Denver, Dec. 1, 1968 (18 att., 1 TD)
 Paul Lowe at Oakland (S.F.), Oct. 22, 1961 (11 att., 2 TD)
 Paul Lowe vs. Denver, Dec. 10, 1960 (19 att., 1 TD)
- 105 — LaDainian Tomlinson vs. Baltimore, Sept. 21, 2003 (23 att., 1 TD)
 Natrone Means at Minnesota, Nov. 7, 1993 (17 att., 1 TD)
 James Brooks vs. Cincinnati, Dec. 20, 1982 (12 att., 3 TD)
 Don Woods vs. L.A., Oct. 12, 1975 (24 att., 1 TD) OT
 Don Woods vs. Denver, Dec. 15, 1974 (24 att., 1 TD)
- 104 — Natrone Means vs. Seattle, Oct. 30, 1994 (26 att., 1 TD)
 Marion Butts vs. Tampa Bay, Nov. 22, 1992 (22 att.)
 Rod Bernstine vs. Miami, Dec. 25, 1991 (13 att., 3 TD)
 Mike Garrett vs. Denver, Sept. 24, 1972 (21 att., 1 TD)
 Gene Foster at Oakland, Oct. 13, 1968 (27 att., 1 TD)
 Gene Foster at Oakland, Sept. 19, 1965 (21 att.)
- 103 — Jesse Chatman vs. Jacksonville, Oct. 10, 2004 (11 att., 1 TD)
 Rod Bernstine at Denver, Sept. 22, 1991 (18 att.)
 Marion Butts vs. Cincinnati, Sept. 16, 1990 (18 att.)
- 102 — LaDainian Tomlinson at Cleveland, Oct. 7, 2001 (19 att., 1 TD)
 Natrone Means at Atlanta, Nov. 6, 1994 (25 att.)
 Chuck Muncie vs. Minnesota, Oct. 11, 1981 (21 att., 2 TD)
 Mike Garrett vs. Houston, Nov. 26, 1972 (17 att.)
 Keith Lincoln vs. Houston, Dec. 1, 1963 (13 att., 1 TD)
 Jacque MacKinnon vs. Buffalo, Nov. 11, 1962 (17 att.)
- 101 — Natrone Means at Oakland, Oct. 11, 1998 (37 att.)
 Lydell Mitchell vs. Cincinnati, Nov. 5, 1978 (28 att.)
 Keith Lincoln at Buffalo, Nov. 17, 1963 (10 att., 1 TD)
- 100 — Natrone Means vs. Denver, Oct. 23, 1994 (19 att.)
 Gary Anderson vs. Kansas City, Nov. 2, 1986 (25 att.)
 Cid Edwards at Houston, Sept. 15, 1974 (16 att.)
 Keith Lincoln at Denver, Nov. 8, 1964 (20 att., 1 TD)
 Paul Lowe at Dallas Texans, Sept. 10, 1961 (13 att., 1 TD)

Chargers National TV Night Games

(Total Night Games: 21-30, 412; Home Night Games: 16-20, 444)

Day	Date	Opponent	W-L	Score	Day	Date	Opponent	W-L	Score
Sat.	01/08/05	New York Jets [^]	L	OT 17-20	Mon.	10/06/86	at Seattle	L	7-33
Mon.	10/27/03	Miami*	L	10-26	Sun.	12/08/85	Pittsburgh	W	54-44
Sun.	10/29/00	Oakland	L	13-15	Mon.	10/28/85	at L.A. Raiders	L	21-34
Sun.	11/29/98	Denver	L	16-31	Mon.	12/03/84	Chicago	W	20-7
Sun.	11/30/97	Denver	L	28-38	Mon.	10/29/84	Seattle	L	0-24
Sun.	11/16/97	Oakland	L	13-38	Mon.	09/24/84	at L.A. Raiders	L	30-33
Thu.	10/16/97	at Kansas City	L	3-31	Thu.	12/01/83	L.A. Raiders	L	10-42
Sun.	12/22/96	Denver	W	16-10	Mon.	10/31/83	Washington	L	24-27
Sun.	12/01/96	New England	L	7-45	Mon.	09/12/83	at Kansas City	W	17-14
Mon.	11/11/96	Detroit	W	27-21	Mon.	12/20/82	Cincinnati	W	50-34
Mon.	10/21/96	Oakland	L	14-23	Mon.	11/22/82	at L.A. Raiders	L	24-28
Mon.	11/27/95	Oakland	W	12-6	Mon.	12/21/81	Oakland	W	23-10
Sun.	11/05/95	Miami	L	14-24	Mon.	11/16/81	at Seattle	L	23-44
Mon.	10/09/95	at Kansas City	L	OT 23-29	Mon.	09/07/81	at Cleveland	W	44-14
Mon.	12/05/94	L.A. Raiders	L	17-24	Mon.	12/22/80	Pittsburgh	W	26-17
Sun.	09/04/94	at Denver	W	37-34	Thu.	11/20/80	at Miami	W	OT 27-24
Mon.	12/27/93	Miami	W	45-20	Sun.	10/26/80	at Dallas	L	31-42
Sun.	12/12/93	Green Bay	L	13-20	Mon.	12/17/79	Denver	W	17-7
Mon.	11/29/93	at Indianapolis	W	31-0	Thu.	10/25/79	at Oakland	L	22-45
Sun.	11/14/93	Chicago	L	13-16	Mon.	12/04/78	Chicago	W	40-17
Sun.	11/29/92	L.A. Raiders	W	27-3	Mon.	12/15/75	New York Jets	W	24-16
Sun.	12/01/91	L.A. Raiders	L	7-9	Mon.	11/13/72	Cleveland	L	17-21
Sun.	11/25/90	Seattle	L	OT 10-13	Mon.	11/15/71	St. Louis	W	20-17
Sun.	11/12/89	L.A. Raiders	W	14-12	Mon.	10/12/70	Green Bay	L	20-22
Sun.	11/06/88	L.A. Raiders	L	3-13	^ AFC Wild Card Playoff game				
Sun.	11/15/87	L.A. Raiders	W	16-14	* Game played at Arizona's Sun Devil Stadium due to San Diego wildfires.				
Thu.	11/20/86	L.A. Raiders	L	10-42					

Continued next page

100-YARD RUSHING GAMES BY SEASON

1960 — Paul Lowe (3 regular season) Fred Ford (1) Paul Lowe (1 postseason)	1982 — Chuck Muncie (2 regular season) James Brooks (1) Chuck Muncie (1 postseason)
1961 — Paul Lowe (4)	1983 — Chuck Muncie (1)
1962 — Keith Lincoln (1) Jacque MacKinnon (1)	1984 — Earnest Jackson (2)
1962 — Gerry McDougall (1)	1985 — Gary Anderson (1) Lionel James (1)
1963 — Keith Lincoln (4 regular season) Paul Lowe (2) Keith Lincoln (1 postseason)	1986 — Gary Anderson (1)
1964 — Keith Lincoln (1)	1988 — Gary Anderson (5)
1965 — Paul Lowe (4)	1989 — Marion Butts (1)
1966 — Gene Foster (1)	1990 — Marion Butts (5) Rod Bernstine (1)
1966 — Paul Lowe (2)	1991 — Rod Bernstine (3)
1967 — Dick Post (3) Brad Hubbert (1)	1992 — Marion Butts (2 regular season) Rod Bernstine (1) Marion Butts (1 postseason)
1968 — Dick Post (3) Gene Foster (1) Russ Smith (1)	1993 — Natrone Means (2)
1969 — Dick Post (5)	1994 — Natrone Means (6 regular season) Natrone Means (1 postseason)
1972 — Mike Garrett (4)	1995 — Natrone Means (3) Aaron Hayden (1)
1973 — Mike Garrett (1)	1997 — Gary Brown (2)
1974 — Don Woods (7) Cid Edwards (1)	1998 — Natrone Means (4) Terrell Fletcher (2)
1975 — Rickey Young (2) Don Woods (1)	1999 — Jermaine Fazande (1)
1978 — Lydell Mitchell (2)	2001 — LaDainian Tomlinson (4)
1979 — Clarence Williams (1)	2002 — LaDainian Tomlinson (7)
1980 — Chuck Muncie (2) John Cappelletti (1) Mike Thomas (1)	2003 — LaDainian Tomlinson (6)
1981 — Chuck Muncie (4 regular season) Chuck Muncie (1 postseason)	2004 — LaDainian Tomlinson (6) Jesse Chatman (1)

100-YARD RUSHING GAMES BY CAREER

LaDainian Tomlinson (23), Paul Lowe (16 total, 15 regular season, 1 postseason), Natrone Means (16 total, 15 regular season, 1 postseason), Chuck Muncie (11 total, 9 regular season, 2 postseason), Dick Post (11), Marion Butts (9 total, 8 regular season, 1 postseason), Don Woods (8), Gary Anderson (7), Keith Lincoln (7 total, 6 regular season, 1 postseason), Rod Bernstine (5), Mike Garrett (5), Gary Brown (2), Terrell Fletcher (2), Gene Foster (2), Earnest Jackson (2), Lydell Mitchell (2), Rickey Young (2), James Brooks (1), John Cappelletti (1), Jesse Chatman (1), Cid Edwards (1), Jermaine Fazande (1), Fred Ford (1), Aaron Hayden (1), Brad Hubbert (1), Lionel James (1), Jacque MacKinnon (1), Gerry McDougall (1), Russ Smith (1), Mike Thomas (1), Clarence Williams (1).

100 YARDS RECEIVING (281 total, 271 regular season, 10 postseason)

260 — Wes Chandler vs. Cincinnati, Dec. 20, 1982 (10 rec., 2 TD)
243 — Wes Chandler vs. Seattle, Sept. 15, 1985 (13 rec., 1 TD)
232 — Lance Alworth at Kansas City, Oct. 20, 1963 (9 rec., 2 TD)
213 — Lance Alworth at Oakland, Oct. 29, 1967 (10 rec., 1 TD)
211 — Lance Alworth vs. Denver, Sept. 11, 1965 (7 rec., 1 TD)
210 — Lance Alworth at Boston, Nov. 10, 1963 (13 rec., 1 TD)
203 — Lance Alworth vs. Oakland, Nov. 1, 1964 (8 rec., 2 TD)
194 — Wes Chandler vs. Cincinnati, Nov. 8, 1981 (10 rec., 2 TD)
191 — Charlie Joiner at Cleveland, Sept. 7, 1981 (6 rec.)
188 — Gary Garrison vs. N.Y. Jets, Sept. 28, 1969 (10 rec., 2 TD)
185 — Lance Alworth vs. Buffalo, Nov. 26, 1964 (4 rec., 2 TD)
183 — Lance Alworth vs. Houston, Sept. 21, 1968 (8 rec., 1 TD)
182 — Lance Alworth at Oakland, Oct. 13, 1968 (9 rec., 1 TD)
181 — David Boston at Jacksonville, Oct. 5, 2003 (14 rec., 2 TD) Lance Alworth at Kansas City, Nov. 14, 1965 (6 rec., 1 TD)
180 — Lance Alworth at N.Y. Jets, Nov. 2, 1963 (5 rec., 1 TD)
179 — Bobby Duckworth vs. Chicago, Dec. 3, 1984 (3 rec., 1 TD)
177 — Lance Alworth at Boston, Oct. 23, 1966 (6 rec., 2 TD)
175 — Dave Kocourek vs. Buffalo, Dec. 10, 1961 (3 rec., 1 TD)
172 — Tony Martin vs. San Francisco, Dec. 11, 1994 (9 rec., 1 TD) Jacque MacKinnon vs. Denver, Oct. 20, 1968 (6 rec., 2 TD)



- 171 — Kellen Winslow vs. Pittsburgh, Dec. 22, 1980 (10 rec.)
Charlie Joiner vs. N.Y. Giants, Oct. 19, 1980 (10 rec., 1 TD)
Lance Alworth at Denver, Dec. 1, 1968 (9 rec., 4 TD)
- 169 — Lance Alworth at Kansas City, Oct. 27, 1968 (6 rec.)
Lance Alworth at Kansas City, Nov. 15, 1964 (5 rec., 1 TD)
Dave Kocourek vs. Dallas Texans, Nov. 19, 1961 (7 rec., 1 TD)
- 168 — Tony Martin at Indianapolis, Dec. 17, 1995 (10 rec., 2 TD)
Lionel James vs. L.A. Raiders, Nov. 10, 1985 (11 rec., 1 TD)
Charlie Joiner at Los Angeles, Oct. 21, 1979 (7 rec.)
Lance Alworth at Buffalo, Oct. 10, 1965 (8 rec., 2 TD)
- 166 — Kellen Winslow at Miami, Jan. 2, 1982 (13 rec., 1 TD) OT **
Charlie Joiner vs. Detroit, Sept. 13, 1981 (7 rec.)
- 165 — Gary Garrison at Chicago, Oct. 18, 1970 (8 rec., 2 TD)
- 164 — John Jefferson vs. Philadelphia, Nov. 30, 1980 (8 rec.)
- 163 — Tony Martin vs. Seattle, Sept. 10, 1995 (13 rec., 1 TD)
Gary Garrison at N.Y. Jets, Oct. 5, 1968 (6 rec., 2 TD)
- 162 — Anthony Miller vs. Houston, Sept. 17, 1989 (7 rec., 2 TD)
Kellen Winslow vs. Kansas City, Dec. 11, 1983 (14 rec., 3 TD)
Gary Garrison vs. N.Y. Jets, Oct. 31, 1971 (6 rec., 1 TD)
- 160 — John Jefferson at Dallas, Oct. 26, 1980 (8 rec., 1 TD)
Lance Alworth vs. Oakland, Dec. 19, 1965 (5 rec., 1 TD)
Dave Kocourek at Boston, Oct. 7, 1961 (3 rec., 1 TD)
- 157 — Kellen Winslow at Green Bay, Oct. 7, 1984 (15 rec.)
- 156 — Curtis Conway vs. Seattle, Dec. 30, 2001 (11 rec., 1 TD)
Gary Garrison at Denver, Dec. 10, 1972 (10 rec., 1 TD)
Lance Alworth vs. Kansas City, Dec. 18, 1966 (8 rec., 1 TD)
- 155 — Tony Martin vs. Baltimore, Sept. 28, 1997 (4 rec., 3 TD)
John Jefferson vs. Chicago, Dec. 4, 1978 (7 rec., 1 TD)
- 154 — Wes Chandler vs. Pittsburgh, Dec. 8, 1985 (5 rec., 2 TD)
- 153 — Kellen Winslow at Cincinnati, Nov. 2, 1980 (9 rec., 1 TD)
- 152 — Curtis Conway vs. San Francisco, Nov. 17, 2002 (7 rec.)
Tony Martin at Seattle, Sept. 18, 1994 (5 rec., 1 TD)
Anthony Miller vs. Washington, Dec. 10, 1989 (8 rec., 1 TD)
- 150 — Wes Chandler at Seattle, Oct. 6, 1985 (9 rec., 2 TD)
- 149 — Anthony Miller at Los Angeles Rams, Oct. 13, 1991 (7 rec., 1 TD)
John Jefferson at Houston, Dec. 17, 1978 (6 rec., 2 TD)
Jerry LeVias vs. Denver, Dec. 9, 1973 (5 rec., 1 TD)
Gary Garrison vs. Kansas City, Dec. 20, 1970 (5 rec.)
Lance Alworth at New York Jets, Oct. 8, 1966 (10 rec.)
- 148 — LaDainian Tomlinson at Detroit, Dec. 7, 2003 (9 rec., 2 TD)
Tony Martin at Kansas City, Nov. 24, 1996 (5 rec., 2 TD)
- 147 — Lance Alworth vs. Boston, Dec. 7, 1969 (6 rec., 1 TD)
Lance Alworth at Houston, Dec. 4, 1966 (4 rec., 2 TD)
Lance Alworth vs. New York Jets, Dec. 4, 1965 (7 rec., 2 TD)
- 146 — Kellen Winslow vs. Houston, Sept. 16, 1984 (10 rec.)
- 145 — Charlie Joiner at San Francisco, Dec. 11, 1982 (8 rec.)
Lance Alworth vs. Houston, Oct. 3, 1965 (4 rec., 2 TD)
- 144 — LaDainian Tomlinson vs. Green Bay, Dec. 14, 2003 (11 rec., 2 TD)
Jeff Graham at Denver, Nov. 19, 2000 (4 rec., 2 TD)
Kellen Winslow at Oakland, Nov. 22, 1981 (13 rec., 5 TD)
Dave Kocourek vs. Oakland (at San Francisco), Dec. 4, 1960 (7 rec., 1 TD)
- 143 — Curtis Conway at Buffalo, Oct. 15, 2000 (7 rec., 1 TD)

Top Ten Warmest Games

Date	Team	W-L	Score	Temp.	Conditions
Sun. Sept. 4, 1988	at L.A. Raiders	L	13-24	108°	Hazy
Sun. Sept. 28, 1997	Baltimore	W	21-17	105°	Sunny
Sun. Sept. 24, 1978	Green Bay	L	3-24	102°	Sunny
Sun. Sept. 22, 2002	at Arizona	W	23-15	100°	Sunny
Sat. Aug. 21, 2004	at Arizona*	W	38-13	99°	Clear
Sun. Oct. 9, 1994	Kansas City	W	20-6	99°	Sunny
Fri. Aug. 6, 1976	New England, at Norman, Okla.*	W	26-17	98°	Sunny
Sun. Sept. 16, 1979	Buffalo	W	27-19	97°	Sunny
Fri. Aug. 31, 2001	at Arizona*	L	3-16	97°	Partly Cloudy
Sun. Oct. 4, 1970	at Los Angeles	L	10-37	97°	Hazy

*Preseason

Continued next page

100 YARDS RECEIVING, cont.

- 142 — Anthony Miller at Minnesota, Nov. 7, 1993 (7 rec., 1 TD)
Anthony Miller vs. Seattle, Oct. 4, 1992 (9 rec., 2 TD)
Harrison Davis vs. Cleveland, Nov. 3, 1974 (4 rec., 1 TD)
Lance Alworth at Denver, Oct. 22, 1967 (5 rec., 1 TD)
Lance Alworth vs. New York Jets, Oct. 23 1965 (7 rec., 1 TD)
- 141 — Jeff Graham at Minnesota, Nov. 28, 1999 (6 rec.)
- 140 — Wes Chandler at Houston, Dec. 6, 1987 (10 rec.)
Dave Kocourek vs. Houston, Sept. 23, 1962 (5 rec.)
- 139 — David Boston vs. Cincinnati, Nov. 23, 2003 (9 rec., 2 TD)
- 138 — Tony Martin at Oakland, Sept. 22, 1996 (10 rec., 3 TD)
Wes Chandler vs. Los Angeles Raiders, Jan. 2, 1983 (6 rec., 1 TD)
- 137 — Anthony Miller vs. Cincinnati, Sept. 26, 1990 (9 rec.)
John Jefferson vs. Seattle, Oct. 14, 1979 (9 rec., 2 TD)
Lance Alworth at New York Jets, Oct. 5, 1968 (8 rec., 1 TD)
- 135 — Charlie Joiner at Oakland, Oct. 12, 1980 (8 rec.)
- 134 — Wes Chandler vs. Cleveland, Sept. 25, 1983 (6 rec., 2 TD)
Charlie Joiner vs. St. Louis, Sept. 26, 1976 (5 rec., 1 TD)
Gene Foster vs. Miami, Oct. 2, 1966 (6 rec., 2 TD)
- 133 — Ronnie Harmon vs. Indianapolis, Dec. 31, 1995 (10 rec.) **
Pete Holohan at Seattle, Sept. 9, 1984 (6 rec.)
- 132 — Tony Martin vs. Cleveland, Dec. 3, 1995 (9 rec., 1 TD)
Kellen Winslow vs. Oakland, Sept. 14, 1980 (9 rec., 1 TD)
- 131 — Lance Alworth vs. Denver, Oct. 20, 1968 (4 rec., 1 TD)
- 130 — Charlie Joiner vs. Oakland, Jan. 11, 1981 (6 rec., 2 TD) *
John Jefferson vs. Kansas City, Nov. 12, 1978 (7 rec., 2 TD)
- 129 — Stephen Alexander vs. Seattle, Dec. 29, 2002 (8 rec., 1 TD)
Curtis Conway vs. Kansas City, Oct. 13, 2002 (8 rec.)
Anthony Miller vs. Denver, Oct. 25, 1992 (6 rec., 1 TD)
Anthony Miller vs. Philadelphia, Nov. 5, 1989 (5 rec., 2 TD)
- 128 — Bryan Still vs. Buffalo, Sept. 6, 1998 (6 rec., 1 TD)
Tony Martin at Indianapolis, Nov. 3, 1996 (6 rec., 1 TD)
Gary Garrison vs. Oakland, Dec. 15, 1968 (4 rec.)
- 127 — Charlie Joiner vs. Denver, Nov. 9, 1980 (9 rec.)
Lance Alworth vs. New York Jets, Dec. 11, 1966 (7 rec.)
- 126 — Kellen Winslow vs. Buffalo, Dec. 6, 1981 (6 rec., 1 TD)
Dave Kocourek vs. Buffalo, Nov. 11, 1962 (7 rec., 1 TD)
- 125 — Wes Chandler at San Francisco, Dec. 11, 1982 (7 rec., 3 TD)
Lance Alworth vs. Cincinnati, Oct. 4, 1969 (8 rec.)
Lance Alworth vs. Miami, Nov. 12, 1967 (4 rec., 1 TD)
Jerry Robinson vs. Denver, Nov. 4, 1962 (3 rec., 1 TD)
- 124 — Anthony Miller vs. Seattle, Nov. 10, 1991 (5 rec.)
Wes Chandler vs. Philadelphia, Dec. 15, 1985 (5 rec.)
Wes Chandler at Pittsburgh, Jan. 9, 1983 (9 rec.) **
Charlie Joiner at Chicago, Oct. 25, 1981 (5 rec., 1 TD)
Lance Alworth vs. Houston, Oct. 25, 1970 (2 rec., 1 TD)
Lance Alworth vs. Buffalo, Nov. 25, 1965 (7 rec.)
Lance Alworth at Boston, Oct. 9, 1964 (8 rec., 2 TD)
Ralph Anderson at Boston, Sept. 21, 1960 (6 rec., 1 TD)

Top Ten Coldest Games

Date	Team	W-L	Score	Temp.	Conditions
Sun. Jan. 10, 1982	at Cincinnati	L	7-27	-9°	-59 wind-chill*
Sun. Dec. 10, 1972	at Denver	L	13-38	9°	Mostly sunny
Sun. Nov. 19, 1978	at Minnesota	W	13-7	15°	Partly cloudy
Sun. Dec. 19, 2004	at Cleveland	W	21-0	18°	-10 wind-chill
Sun. Dec. 17, 1989	at Kansas City	W	20-13	18°	Mostly sunny
Sun. Dec. 27, 1987	at Denver	L	0-24	20°	Blizzard
Sun. Dec. 16, 1973	at Kansas City	L	6-33	22°	Overcast
Sun. Dec. 21, 1975	at Cincinnati	L	17-47	24°	Cloudy
Sun. Nov. 24, 1996	at Kansas City	W	28-14	25°	-5 wind-chill
Sun. Dec. 23, 2001	at Kansas City	L	17-20	28°	Overcast
Sun. Nov. 23, 1975	at Minnesota	L	13-28	28°	Cloudy
Mon. Dec. 4, 1978	Chicago**	W	40-7	48°	Clear

*NFL record

**Coldest game in San Diego



- 123 — Antonio Gates at Houston, Sept. 12, 2004 (8 rec.)
 Anthony Miller at Seattle, Oct. 3, 1993 (10 rec., 1 TD)
 Charlie Joiner vs. Kansas City, Nov. 25, 1979 (9 rec., 1 TD)
 Keith Lincoln at Buffalo, Oct. 16, 1966 (5 rec., 1 TD)
 Keith Lincoln vs. Boston, Jan. 5, 1964 (7 rec., 1 TD) @
 Dave Kocourek vs. Houston, Dec. 24, 1961 (7 rec.) @
- 122 — Gary Garrison vs. Baltimore, Sept. 20, 1970 (3 rec., 2 TD)
 Lance Alworth vs. Buffalo, Dec. 14, 1969 (7 rec., 1 TD)
- 121 — Tony Martin vs. Miami, Nov. 5, 1995 (7 rec., 1 TD)
 Charlie Joiner vs. Denver, Nov. 28, 1982 (7 rec.)
 Gary Garrison at Cincinnati, Sept. 29, 1968 (5 rec., 2 TD)
 Lance Alworth vs. Houston, Sept. 24, 1967 (10 rec., 1 TD)
 Don Norton at New York, Oct. 15, 1961 (5 rec.)
- 120 — Curtis Conway vs. Buffalo, Oct. 28, 2001 (9 rec.)
 Shawn Jefferson at Oakland, Sept. 3, 1995 (6 rec., 1 TD)
 Kellen Winslow vs. Baltimore, Dec. 26, 1982 (7 rec., 3 TD)
 Wes Chandler at Denver, Sept. 12, 1982 (4 rec.)
 Don Norton vs. Dallas, Nov. 19, 1961 (6 rec.)
- 119 — Mark Seay vs. Cincinnati, Sept. 11, 1994 (8 rec., 2 TD)
 Anthony Miller at Tampa Bay, Jan. 2, 1994 (7 rec., 1 TD)
 Nate Lewis at Denver, Sept. 12, 1993 (10 rec., 1 TD)
 Eric Sievers vs. Miami, Nov. 18, 1984 (12 rec., 2 TD)
 Charlie Joiner at Indianapolis, Nov. 4, 1984 (9 rec., 1 TD)
 Kellen Winslow at Los Angeles Raiders, Sept. 24, 1984 (9 rec., 1 TD)
 Don Woods vs. Cleveland, Nov. 3, 1974 (3 rec. 2 TD)
 Gary Garrison at Detroit, Oct. 22, 1972 (7 rec., 2 TD)
 Gary Garrison vs. Denver, Nov. 23, 1967 (4 rec.)
 Lance Alworth vs. Miami, Oct. 2, 1966 (6 rec., 2 TD)
 Lance Alworth vs. Houston, Sept. 12, 1964 (6 rec., 1 TD)
 Don Norton at Oakland, Dec. 8, 1963 (6 rec., 1 TD)
 Don Norton vs. Oakland, Nov. 27, 1960 (4 rec., 1 TD)
- 118 — Eric Parker vs. Tampa Bay, Dec. 12, 2004 (6 rec., 1 TD)
 Curtis Conway at Denver, Nov. 19, 2000 (4 rec., 1 TD)
 Charlie Joiner vs. Kansas City, Oct. 13, 1985 (6 rec., 1 TD)
 Lionel James at Cincinnati, Sept. 22, 1985 (5 rec., 1 TD)
 Wes Chandler vs. Baltimore, Dec. 26, 1982 (4 rec., 2 TD)
 Wes Chandler at Los Angeles, Nov. 22, 1982 (7 rec.)
- 117 — Antonio Gates vs. Green Bay, Dec. 14, 2003 (5 rec.)
 Curtis Conway at New England, Oct. 14, 2001 (4 rec.)
 Kellen Winslow at St. Louis, Nov. 20, 1983 (5 rec., 1 TD)
 Gary Garrison vs. Cincinnati, Sept. 30, 1973 (4 rec.)
- 116 — Tony Martin at New York Jets, Dec. 18, 1994 (3 rec., 2 TD)
 Ronnie Harmon at Denver, Dec. 16, 1990 (8 rec.)
 Anthony Miller vs. Seattle, Oct. 15, 1989 (7 rec.)
 Wes Chandler vs. Pittsburgh, Dec. 13, 1987 (7 rec.)
 Kellen Winslow vs. Cincinnati, Dec. 20, 1982 (6 rec.)
 Gary Garrison at Cincinnati, Sept. 22, 1974 (8 rec.)
- 115 — Bob Duckworth at Minnesota, Sept. 2, 1984 (4 rec.)
 Eric Sievers at Seattle, Sept. 18, 1983 (6 rec., 2 TD)
 Charlie Joiner at Denver, Oct. 7, 1979 (7 rec.)
 Gary Garrison vs. New York Jets, Dec. 24, 1967 (8 rec.)

Chargers Regular-Season Streaks

Consecutive Victories

Most	15	Nov. 27, 1960	—	Dec. 3, 1961
At Home	10	Nov. 13, 1960	—	Dec. 17, 1961
Start of Season	11	Sept. 10, 1961	—	Nov. 19, 1961

Consecutive Losses*

Most	11	Sept. 3, 2000	—	Nov. 19, 2000
		Sept. 21, 1975	—	Nov. 30, 1975
At Home	6	Sept. 21, 1975	—	Nov. 16, 1975
On Road	11	Oct. 6, 1985	—	Oct. 26, 1986
Start of Season	11	Sept. 3, 2000	—	Nov. 19, 2000
		Sept. 21, 1975	—	Nov. 30, 1975

* Chargers went 14 games (12 losses, 2 ties) without victory on road, 1970-72.

100 YARDS RECEIVING, *cont.*

- 114 — Jeff Graham at Seattle, Dec. 12, 1999 (9 rec.)
 Mark Seay vs. Arizona, Dec. 9, 1995 (7 rec., 2 TD)
 John Jefferson at Oakland, Oct. 12, 1980 (5 rec., 1 TD)
 Gary Garrison at Oakland, Nov. 22, 1970 (6 rec., 2 TD)
 Lance Alworth at Denver, Oct. 6, 1963 (4 rec., 1 TD)
- 113 — Curtis Conway vs. Houston, Sept. 15, 2002 (5 rec., 1 TD)
 Jeff Graham vs. Pittsburgh, Dec. 24, 2000 (4 rec.)
 Jeff Graham at Buffalo, Oct. 15, 2000 (9 rec., 1 TD)
- 113 — Jeff Graham vs. Oakland, Dec. 26, 1999 (3 rec., 1 TD)
 Tony Martin vs. Detroit, Nov. 11, 1996 (8 rec., 1 TD)
 Wes Chandler at Cleveland, Dec. 21, 1986 (6 rec., 1 TD)
 Gary Anderson vs. Los Angeles Raiders, Nov. 20, 1986 (7 rec.)
 John Jefferson at Washington Dec. 7, 1980 (8 rec., 1 TD)
 Dave Kocourek vs. Denver, Oct. 18, 1964 (4 rec., 1 TD)
- 112 — Wes Chandler at Tampa Bay, Dec. 13, 1981 (8 rec.)
 John Jefferson at Los Angeles Rams, Oct. 21, 1979 (3 rec., 1 TD)
- 111 — Curtis Conway at Denver, Nov. 11, 2001 (3 rec., 1 TD)
 Freddie Jones vs. Oakland, Oct. 29, 2000 (10 rec., 2 TD)
 Wes Chandler vs. Denver, Nov. 29, 1981 (4 rec.)
 Don Woods vs. New England, Oct. 16, 1977 (8 rec.)
 Billy Parks at Pittsburgh, Oct. 3, 1971 (8 rec., 1 TD)
 Lance Alworth at Denver, Nov. 27, 1966 (6 rec., 2TD)
- 110 — Reche Caldwell vs. Tennessee, Oct. 3, 2004 (3 rec., 1 TD)
 Jeff Graham at Philadelphia, Dec. 9, 2001 (5 rec., 2 TD)
 Anthony Miller vs. Miami, Dec. 27, 1993 (7 rec., 2 TD)
 Anthony Miller at Cleveland, Nov. 15, 1992 (7 rec., 1 TD)
 Al Williams at Tampa Bay, Oct. 11, 1987 (5 rec.)
 Wes Chandler at Indianapolis, Nov. 30, 1986 (5 rec., 1 TD)
 Charlie Joiner vs. Pittsburgh, Dec. 8, 1985 (6 rec.)
 Bob Duckworth vs. New York Jets, Sept. 4, 1983 (4 rec., 1 TD)
 Kellen Winslow at Dallas, Oct. 26, 1980 (5 rec., 2 TD)
 John Jefferson vs. Oakland, Sept. 14, 1980 (9 rec., 2 TD)
 Charlie Joiner at Detroit, Oct. 22, 1978 (5 rec., 1 TD)
 Don Norton at Houston, Dec. 3, 1961 (6 rec., 2 TD)
- 109 — Eric Metcalf vs. Atlanta, Dec. 7, 1997 (8 rec.)
 John Jefferson at Oakland, Oct. 25, 1979 (4 rec., 1 TD)
 Gary Garrison at New York Jets, Dec. 1, 1974 (4 rec., 1 TD)
 Gary Garrison at Cincinnati, Sept. 21, 1969 (3 rec.)
 Lance Alworth at Boston, Oct. 17, 1965 (3 rec., 1 TD)
 Ralph Anderson vs. Buffalo, Nov. 20, 1960 (7 rec.)
- 108 — Kellen Winslow vs. Cleveland, Sept. 25, 1983 (8 rec.)
 Charlie Joiner at Miami, Jan. 2, 1982 (7 rec.) **
 Larry Dorsey vs. Cleveland, Dec. 4, 1977 (4 rec., 1 TD)
 Charlie Joiner vs. Oakland, Oct. 10, 1976 (5 rec.)
 Gary Garrison vs. New England, Nov. 9, 1975 (7 rec., 1 TD)
 Gary Garrison vs. Kansas City, Oct. 15, 1967 (4 rec.)
- 107 — Jeff Graham vs. Denver, Oct. 21, 2001 (7 rec., 2 TD)
 Jeff Graham at St. Louis, Oct. 1, 2000 (7 rec.)
 Kellen Winslow at Houston, Nov. 24, 1985 (7 rec.)
 Kellen Winslow vs. Los Angeles Raiders, Oct. 21, 1984 (8 rec., 1 TD)
 Kellen Winslow vs. Denver, Nov. 28, 1982 (8 rec., 3 TD)
 John Jefferson vs. New York Giants, Oct. 19, 1980 (5 rec., 1 TD)
 Charlie Joiner at Oakland, Oct. 25, 1979 (9 rec.)
 Don Norton at Buffalo, Oct. 10, 1965 (6 rec.)
 Don Norton at Boston, Oct. 19, 1962 (4 rec.)
- 106 — Charlie Joiner vs. New York Jets, Sept. 4, 1983 (5 rec., 1 TD)
 Wes Chandler at Miami, Jan. 2, 1982 (6 rec.) **
 Charlie Joiner vs. Buffalo, Dec. 6, 1981 (7 rec.)
 Kellen Winslow at Seattle, Nov. 16, 1981 (7 rec.)
 Kellen Winslow at Denver, Sept. 27, 1981 (10 rec., 1 TD)
 John Jefferson vs. Pittsburgh, Nov. 18, 1979 (5 rec., 1 TD)
 Charlie Joiner vs. Houston, Oct. 17, 1976 (2 rec., 1 TD)
 Gary Garrison vs. Buffalo, Oct. 23, 1971 (4 rec.)
 Willie Frazier at Buffalo, Oct. 1, 1967 (5 rec., 1TD)
 Don Norton vs. Boston, Oct. 31, 1965 (5 rec.)
- 105 — Anthony Miller vs. Kansas City, Oct. 17, 1993 (10 rec., 1 TD)
 Anthony Miller vs. Indianapolis, Nov. 1, 1992 (6 rec.)



- Wayne Walker at Washington, Dec. 10, 1989 (7 rec., 1 TD)
 Kellen Winslow vs. Seattle, Dec. 14, 1986 (8 rec., 1 TD)
 Wes Chandler at Pittsburgh, Nov. 25, 1984 (4 rec., 1 TD)
 Kellen Winslow at Los Angeles Raiders, Nov. 22, 1982 (8 rec.)
 Charlie Joiner at Denver, Oct. 3, 1976 (5 rec.)
 Gary Garrison at Denver, Oct. 17, 1971, (4 rec., 1 TD)
 Willie Frazier vs. Boston, Sept. 9, 1967, (5 rec., 2TD)
 Dave Kocourek vs. Houston, Nov. 13, 1960 (7 rec.)
- 104 — Bryan Still vs. New York Giants, Sept. 27, 1998 (8 rec.)
 Derrick Walker vs. Denver, Oct. 25, 1992 (4 rec., 1 TD)
 Anthony Miller at Pittsburgh, Nov. 19, 1989 (7 rec., 2 TD)
 John Jefferson at New Orleans, Dec. 9, 1979 (5 rec., 1 TD)
- 103 — Eric Parker at Indianapolis, Dec. 26, 2004 (7 rec., 1 TD)
 Anthony Miller vs. Green Bay, Dec. 12, 1993 (8 rec., 1 TD)
 Wes Chandler vs. Washington, Oct. 31, 1983 (4 rec., 1 TD)
 Kellen Winslow vs. Denver, Oct. 27, 1983 (6 rec. 2 TD)
 John Jefferson at Seattle, Sept. 7, 1980 (6 rec., 2 TD)
 John Jefferson vs. Atlanta, Dec. 2, 1979 (5 rec.)
 Gary Garrison at Miami, Oct. 11, 1969 (4 rec., 2 TD)
 Jacque MacKinnon at Buffalo, Nov. 17, 1968 (3 rec., 2 TD)
 Don Norton vs. Denver, Oct. 29, 1961 (5 rec., 1 TD)
 Ralph Anderson vs. Dallas, Dec. 28, 1960 (5 rec., 1 TD)
- 102 — Kassim Osgood at Pittsburgh, Dec. 21, 2003 (4 rec., 1 TD)
 Jeff Graham at Denver, Jan. 2, 2000 (6 rec., 1 TD)
 Charlie Joiner vs. Denver, Nov. 27, 1983 (7 rec.)
 Kellen Winslow at Pittsburgh, Jan. 9, 1983 (7 rec., 2 TD) **
 Dwight Scales vs. Cincinnati, Nov. 8, 1981 (3 rec.)
 John Jefferson vs. Buffalo, Jan. 3, 1981 (7 rec.) **
 John Jefferson vs. Pittsburgh, Dec. 22, 1980 (7 rec.)
 Kellen Winslow vs. New York Giants, Oct. 19, 1980 (6 rec.)
- 101 — Antonio Gates at Oakland, Nov. 21, 2004 (8 rec., 1 TD)
 Reggie Jones vs. Denver, Dec. 8, 2000 (7 rec.)
 Kellen Winslow at San Francisco, Dec. 11, 1982 (9 rec.)
 Gary Garrison vs. Cincinnati, Sept. 6, 1968 (5 rec.)
 Lance Alworth at Kansas City, Nov. 6, 1966 (6 rec., 2 TD)
 Lance Alworth vs. New York Jets, Dec. 6, 1964 (3 rec., 1 TD)

Regular-Season Seat Sales and Attendance

Year	Season Seat Sales	Average Attendance	Total Attendance	Year	Season Seat Sales	Average Attendance	Total Attendance
1960	n/a	15,665	109,656	1983	49,675	46,243	369,944
1961	9,138	27,859	195,014	1984	56,600	51,136	409,085
1962	10,104	21,987	153,908	1985	51,300	51,953	415,626
1963	8,828	27,356	191,491	1986	49,014	51,826	414,611
1964	10,492	24,237	169,656	1987	48,114	53,097	371,676
1965	11,309	28,915	202,402	1988	40,328	43,425	347,400
1966	16,316	26,531	185,712	1989	38,124	47,054	376,434
1967	24,301	39,616	277,311	1990	40,026	49,134	393,071
1968	22,301	43,313	303,188	1991	38,217	48,293	386,341
1969	23,904	46,311	324,178	1992	36,040	46,966	375,725
1970	27,940	45,078	315,549	1993	47,550	59,447	475,578
1971	30,045	49,647	347,530	1994	44,442	59,980	479,842
1972	37,144	52,271	366,035	1995	51,500	58,697	469,575
1973	40,341	43,726	306,079	1996	52,500	57,544	460,355
1974	30,174	36,876	258,135	1997	48,447	58,238	465,906
1975	22,926	32,959	230,714	1998	51,500	59,590	476,718
1976	20,467	37,106	259,739	1999	46,000 [^]	59,625	476,999
1977	21,847	43,975	307,826	2000	43,000 [^]	54,182	433,459
1978	32,186	47,328	378,623	2001	46,000 [^]	59,356	474,844
1979	43,600	50,841	406,725	2002	45,000 [^]	61,872	494,973
1980	49,675	51,191	409,530	2003*	45,000 [^]	59,879	419,151
1981	49,675	51,458	411,661	2004	45,000 [^]	60,683	485,462
1982	49,675	50,062	200,248	2005	51,000 [^] estimated		

*Based on seven home games in 2003. Oct. 5 game was moved to Arizona's Sun Devil Stadium due to San Diego wildfires.

[^]Based on season ticket equivalent including season, mini-season and single-game tickets.

Continued next page

100 YARDS RECEIVING, cont.

- 100 — Tony Martin vs. Seattle, Nov. 9, 1997 (5 rec., 2 TD)
 Anthony Miller at New York Jets, Oct. 14, 1990 (5 rec., 1 TD)
 Lionel James at Kansas City, Sept. 13, 1987 (6 rec., 1 TD)
 Cid Edwards at Oakland, Oct. 1, 1972 (6 rec.)
 Gene Foster vs. New York Jets, Nov. 24, 1968 (8 rec.)
 Luther Hayes vs. Boston, Dec. 17, 1961 (3 rec.)

100-YARD RECEIVING GAMES BY CAREER

Lance Alworth (41), Kellen Winslow (26 total, 24 regular season, 2 postseason), Charlie Joiner (25), Gary Garrison (23), Wes Chandler (22 total, 20 regular season, 2 postseason), Anthony Miller (19), John Jefferson (18 total, 17 regular season, 1 postseason), Tony Martin (13), Jeff Graham (10), Curtis Conway (9), Dave Kocourek (9 total, 8 regular season, 1 postseason), Don Norton (9), Ralph Anderson (3), Bobby Duckworth (3), Antonio Gates (3), Lionel James (3), David Boston (2), Gene Foster (2), Willie Frazier (2), Ronnie Harmon (2 total, 1 regular season, 1 postseason), Keith Lincoln (2 total, 1 regular season, 1 postseason), Jacques MacKinnon (2), Eric Parker (2), Mark Seay (2), Eric Sievers (2), Bryan Still (2), LaDainian Tomlinson (2), Don Woods (2), Stephen Alexander (1), Gary Anderson (1), Reche Caldwell (1), Harrison Davis (1), Larry Dorsey (1), Cid Edwards (1), Luther Hayes (1), Pete Holohan (1), Shawn Jefferson (1), Freddie Jones (1), Reggie Jones (1), Jerry LeVias (1), Nate Lewis (1), Eric Metcalf (1), Kassim Osgood (1), Billy Parks (1), Jerry Robinson (1), Dwight Scales (1), Derrick Walker (1), Wayne Walker (1), Al Williams (1).

200 COMBINED NET YARDS (49 total, 46 regular season, 3 postseason)

- 345 — Lionel James vs. L.A. Raiders, Nov. 10, 1985 (51 Ru., 168 Re., 126 KOR)
 329 — Keith Lincoln vs. Boston, Jan. 5, 1964 (206 Ru., 123 Re.) *
 316 — Lionel James at Cincinnati, Sept. 22, 1985 (127 Ru., 118 Re., 24 PR, 47 KOR)
 290 — Lionel James vs. Seattle, Sept. 15, 1985 (41 Ru., 96 Re., 19 PR, 134 KOR)
 284 — Leslie Duncan vs. N.Y. Jets, Nov. 24, 1968 (182 KOR, 102 PR)
 282 — James Brooks at Oakland, Nov. 22, 1981 (97 Ru., 38 Re., 68 KOR, 79 PR)
 271 — LaDainian Tomlinson vs. Denver, Dec. 1, 2002 (220 Ru., 51 Re.)
 Paul Lowe at Houston, Jan. 1, 1961 (165 Ru., 5 Re., 101 KOR) *
 265 — Paul Lowe vs. Oakland, Nov. 27, 1960 (149 Ru., 96 Re., 20 KOR)
 264 — Keith Lincoln at Denver, Oct. 6, 1963 (62 Ru., 73 Re., 122 KOR, 7 PR)
 260 — LaDainian Tomlinson vs. Oakland, Dec. 28, 2003 (243 ru., 17 re.)
 Wes Chandler vs. Cincinnati, Dec. 20, 1982 (260 Re.)
 250 — Ronney Jenkins at Oakland, Nov. 18, 2001 (250 KOR)
 James Brooks at Seattle, Nov. 16, 1981 (97 Ru., 38 Re., 68 KOR, 79 PR)
 248 — Lance Alworth at Kansas City, Oct. 20, 1963 (232 Re., 13 KOR, 3 PR)
 245 — Gary Anderson vs. Kansas City, Nov. 2, 1986 (100 Ru., 2 Re., 54 PR, 89 KOR)
 244 — Andre Coleman vs. San Francisco (at Miami), Jan. 29, 1995 (244 KOR) #
 243 — Wes Chandler vs. Seattle, Sept. 15, 1985 (243 Re.)
 242 — Lionel James at Kansas City, Dec. 22, 1985 (43 Ru., 42 Re., 16 PR, 141 KOR)
 241 — Paul Lowe vs. Denver, Dec. 22, 1963 (183 Ru., 12 Re., 47 KOR)
 239 — Gary Anderson at Kansas City, Oct. 19, 1986 (36 Ru., 92 Re., 81 KOR, 30 PR)
 Keith Lincoln at Oakland, Sept. 30, 1962 (166 Ru., 29 Re., 44 KOR)
 237 — LaDainian Tomlinson vs. New England, Sept. 29, 2002 (217 Ru., 20 Re.)
 236 — LaDainian Tomlinson at Detroit, Dec. 7, 2003 (88 Ru., 148 Re.)
 235 — Kenny Bynum at Minnesota, Nov. 28, 1999 (26 Ru., 90 Re., 119 KOR)
 228 — Andre Coleman at Seattle, Oct. 27, 1996 (22 Re., 206 KOR)
 222 — Ronney Jenkins vs. New Orleans, Sept. 10, 2000 (1 Re., 221 KOR)
 221 — LaDainian Tomlinson at Cleveland, Oct. 19, 2003 (200 Ru., 21 Re.)
 James Brooks vs. Kansas City, Dec. 11, 1983 (81 Ru., 9 Re., 103 KOR, 28 PR)
 217 — Gary Anderson vs. Kansas City, Dec. 18, 1988 (34 att.)
 James Brooks at New England, Oct. 16, 1983 (72 Ru., 60 Re., 80 KOR, 5 PR)
 Keith Lincoln vs. Oakland, Oct. 27, 1963 (130 Ru., 11 Re., 65 KOR, 11 PR)
 214 — Ronney Jenkins at New England, Oct. 14, 2001 (214 KOR)
 213 — Lance Alworth at Oakland, Oct. 29, 1967 (213 Re.)
 211 — LaDainian Tomlinson at Oakland, Sept. 28, 2003 (187 Ru., 24 Re.)
 Dick Post vs. Miami, Nov. 3, 1968 (151 Ru., 49 Re., 11 KOR)
 Lance Alworth vs. Denver, Sept. 11, 1965 (211 Re.)
 210 — Lance Alworth at Boston, Nov. 10, 1963 (210 Re.)
 Keith Lincoln vs. N.Y. Titans, Sept. 16, 1962 (48 Ru., 145 KOR, 17 PR)
 209 — Tim Dwight vs. N.Y. Jets, Sept. 19, 2004 (209 KOR)
 James Brooks at Tampa Bay, Dec. 13, 1981 (50 Ru., 31 Re., 99 KOR, 29 PR)
 208 — Andre Coleman at Philadelphia, Sept. 17, 1995 (133 PR, 75 KOR)
 Dick Post at Buffalo, Oct. 1, 1967 (121 Ru., 20 Re., 67 KOR)
 207 — LaDainian Tomlinson vs. Minnesota, Nov. 9, 2003 (162 Ru., 45 Re.)
 Lance Alworth vs. Buffalo, Nov. 26, 1964 (185 Re., 22 PR)
 206 — Tim Dwight at Kansas City, Dec. 22, 2002 (63 Re., 73 KOR, 70 PR)

100-YARD RECEIVING GAMES BY SEASON

1960 — Ralph Anderson (3) Dave Kocourek (2) Don Norton (1)	1982 — Kellen Winslow (5 regular season) Charlie Joiner (2) Wes Chandler (1 postseason) Kellen Winslow (1 postseason)
1961 — Don Norton (4) Dave Kocourek (3 regular season) Luther Hayes (1) Dave Kocourek (1 postseason)	1983 — Kellen Winslow (4) Wes Chandler (2) Charlie Joiner (2) Bobby Duckworth (1) Eric Sievers (1)
1962 — Dave Kocourek (2) Don Norton (1) Jerry Robinson (1)	1984 — Kellen Winslow (4) Bobby Duckworth (2) Wes Chandler (1) Pete Holohan (1) Charlie Joiner (1) Eric Sievers (1)
1963 — Lance Alworth (4) Keith Lincoln (1 postseason) Don Norton (1)	1985 — Wes Chandler (4) Lionel James (2) Charlie Joiner (2) Kellen Winslow (1)
1964 — Lance Alworth (6)	1986 — Wes Chandler (2) Gary Anderson (1) Kellen Winslow (1)
1964 — Dave Kocourek (1)	1987 — Wes Chandler (2) Lionel James (1) Al Williams (1)
1965 — Lance Alworth (9) Don Norton (2)	1989 — Anthony Miller (5) Wayne Walker (1)
1966 — Lance Alworth (8) Gene Foster (1) Keith Lincoln (1)	1990 — Anthony Miller (2) Ronnie Harmon (1)
1967 — Lance Alworth (4) Gary Garrison (3) Willie Frazier (2)	1991 — Anthony Miller (2)
1968 — Lance Alworth (6) Gary Garrison (4) Jacque MacKinnon (2) Gene Foster (1)	1992 — Anthony Miller (4) Derrick Walker (1)
1969 — Lance Alworth (3) Gary Garrison (3)	1993 — Anthony Miller (6) Nate Lewis (1)
1970 — Gary Garrison (4) Lance Alworth (1)	1994 — Tony Martin (3) Mark Seay (1)
1971 — Gary Garrison (3) Billy Parks (1)	1995 — Tony Martin (4) Ronnie Harmon (1 postseason) Shawn Jefferson (1) Mark Seay (1)
1972 — Gary Garrison (2) Cid Edwards (1)	1996 — Tony Martin (4)
1973 — Gary Garrison (1) Jerry LeVias (1)	1997 — Tony Martin (2) Eric Metcalf (1)
1974 — Gary Garrison (2) Harrison Davis (1) Don Woods (1)	1998 — Bryan Still (2)
1975 — Gary Garrison (1)	1999 — Jeff Graham (4)
1976 — Charlie Joiner (4)	2000 — Jeff Graham (4) Curtis Conway (2) Freddie Jones (1) Reggie Jones (1)
1977 — Larry Dorsey (1) Don Woods (1)	2001 — Curtis Conway (4) Jeff Graham (2)
1978 — John Jefferson (3) Charlie Joiner (1)	2002 — Curtis Conway (3) Stephen Alexander (1)
1979 — John Jefferson (6) Charlie Joiner (4)	2003 — David Boston (2) LaDainian Tomlinson (2) Antonio Gates (1) Kassim Osgood (1)
1980 — John Jefferson (8 regular season) Kellen Winslow (5) Charlie Joiner (3 regular season) John Jefferson (1 postseason) Charlie Joiner (1 postseason)	2004 — Antonio Gates (2) Eric Parker (2) Reche Caldwell (1)
1981 — Charlie Joiner (4 regular season) Kellen Winslow (4 regular season) Wes Chandler (3 regular season) Dwight Scales (1) Wes Chandler (1 postseason) Charlie Joiner (1 postseason) Kellen Winslow (1 postseason)	
1982 — Wes Chandler (6 regular season)	

200 COMBINED NET YARDS, cont.

- 204 — James Brooks vs. Baltimore, Dec. 26, 1982 (30 Ru., 3 Re., 96 KOR, 75 PR)
 203 — Leslie Duncan vs. Kansas City, Oct. 15, 1967 (68 PR, 100 Int. Ret., 35 FR)
 Lance Alworth vs. Oakland, Nov. 1, 1964 (203 Re.)

200 COMBINED NET YARD GAMES BY SEASON

1960 — Paul Lowe (1 regular season) Paul Lowe (1 postseason)	1982 — Wes Chandler (1)
1962 — Keith Lincoln (2)	1983 — James Brooks (2)
1963 — Lance Alworth (2) Keith Lincoln (2 regular season) Keith Lincoln (1 postseason) Paul Lowe (1)	1985 — Lionel James (4) Wes Chandler (1)
1964 — Lance Alworth (2)	1986 — Gary Anderson (2)
1965 — Lance Alworth (1)	1988 — Gary Anderson (1)
1967 — Lance Alworth (1) Leslie Duncan (1) Dick Post (1)	1994 — Andre Coleman (1 postseason)
1968 — Leslie Duncan (1) Dick Post (1)	1995 — Andre Coleman (1)
1981 — James Brooks (3)	1996 — Andre Coleman (1)
1982 — James Brooks (1)	1999 — Kenny Bynum (1)
	2000 — Ronney Jenkins (1)
	2001 — Ronney Jenkins (2)
	2002 — LaDainian Tomlinson (2) Tim Dwight (1)
	2003 — LaDainian Tomlinson (5)
	2004 — Tim Dwight (1)

200 COMBINED NET YARD GAMES BY CAREER

LaDainian Tomlinson (7), Lance Alworth (6), James Brooks (6), Keith Lincoln (5 total, 4 regular season, 1 postseason), Lionel James (4), Gary Anderson (3), Andre Coleman (3 total, 2 regular season, 1 postseason), Ronney Jenkins (3), Paul Lowe (3 total, 2 regular season, 1 postseason), Wes Chandler (2), Leslie Duncan (2), Tim Dwight (2), Dick Post (2), Kenny Bynum (1).

*AFC Championship **AFC Playoff #Super Bowl @AFL Championship Game

Overtime Games (11-18, .379)

Date	Opponent	W-L	Score	Toss
Sat. Jan. 8, 2005	New York Jets^	L	17-20	W
Sun. Dec. 26, 2004	at Indianapolis	L	31-34	L
Sun. Sept. 28, 2003	at Oakland	L	31-34	W
Sun. Dec. 29, 2002	Seattle	L	28-31	L
Sun. Dec. 1, 2002	Denver	W	30-27	L
Sun. Nov. 17, 2002	San Francisco	W	20-17	W
Sun. Oct. 20, 2002	at Oakland	W	27-21	W
Sun. Dec. 2, 2001	at Seattle	L	10-13	L
Sun. Oct. 14, 2001	at New England	L	26-29	W
Sun. Oct. 15, 2000	at Buffalo	L	24-27	L
Sun. Nov. 21, 1999	Chicago	L	20-23	L
Mon. Oct. 9, 1995	at Kansas City	L	23-29	L
Sun. Dec. 8, 1991	at Kansas City	L	17-20	L
Sun. Oct. 20, 1991	Cleveland	L	24-30	W
Sun. Nov. 25, 1990	Seattle	L	10-13	W
Sun. Nov. 1, 1987	Cleveland	W	27-24	L
Thur. Nov. 20, 1986	L.A. Raiders	L	31-37	L
Sun. Nov. 17, 1985	at Denver	L	24-30	W
Sun. Nov. 10, 1985	L.A. Raiders	W	40-34	W
Sun. Nov. 18, 1984	Miami	W	34-28	W
Sun. Sept. 25, 1983	Cleveland	L	24-30	L
Sat. Jan. 2, 1982	at Miami*	W	41-38	W
Sun. Oct. 25, 1981	at Chicago	L	17-20	L
Thur. Nov. 20, 1980	at Miami	W	27-24	W
Sun. Sept. 14, 1980	Oakland	W	30-24	L
Sun. Nov. 12, 1978	Kansas City	W	29-23	L
Sun. Dec. 5, 1976	San Francisco	W	13-7	W
Sun. Nov. 30, 1975	at Denver	L	10-13	L
Sun. Oct. 12, 1975	L.A. Rams	L	10-13	W

^ AFC Wild Card Playoff

* AFC Divisional Playoff

CHARGERS TEN LONGEST

RUNS FROM SCRIMMAGE

- 871 — Paul Lowe at Dallas, Sept. 10, 1961
- 861 — Keith Lincoln at Oakland, Sept. 30, 1962
- 801 — Brad Hubbert vs. N.Y. Jets, Dec. 24, 1967
- 76 — LaDainian Tomlinson vs. Denver, Dec. 1, 2002
- 761 — Keith Lincoln at Kansas City, Oct. 20, 1963
- 731 — LaDainian Tomlinson vs. Minnesota, Nov. 9, 2003
Chuck Muncie at Seattle, Nov. 16, 1981
- 721 — Natrone Means at Kansas City, Sept. 20, 1998
- 701 — LaDainian Tomlinson at Cleveland, Oct. 19, 2003
- 70 — Willie Frazier vs. Green Bay, Oct. 12, 1970

PASS COMPLETIONS

- 991 — Stan Humphries to Tony Martin at Seattle, Sept. 18, 1994
- 911 — Jack Kemp to Keith Lincoln at Denver, Nov. 12, 1961
- 881 — Ed Luther to Bobby Duckworth vs. Chicago, Dec. 3, 1984
- 851 — John Hadl to Lance Alworth at Boston, Oct. 17, 1965
Tobin Rote to Lance Alworth at Denver, Oct. 6, 1963
- 841 — John Hadl to Gary Garrison at N.Y. Jets, Oct. 5, 1968
- 831 — Ryan Leaf to Jeff Graham at Denver, Nov. 19, 2000
- 821 — Tobin Rote to Lance Alworth vs. N.Y. Jets, Dec. 6, 1964
- 811 — Dan Fouts to Charlie Joiner vs. Houston, Oct. 17, 1976
- 801 — Jim Harbaugh to Kenny Bynum at Minnesota, Nov. 28, 1999
Marty Domres to Lance Alworth vs. Houston, Oct. 25, 1970
John Hadl to Lance Alworth vs. Houston, Sept. 21, 1968

INTERCEPTION RETURNS

- 1031 — Vencie Glenn vs. Denver, Nov. 29, 1987
- 1021 — Donald Frank at L.A. Raiders, Oct. 31, 1993
- 1001 — Leslie Duncan vs. Kansas City, Oct. 15, 1967
- 991 — Shaun Gayle at N.Y. Giants, Dec. 23, 1995
Stanley Richard at Denver, Sept. 4, 1994
Gill Byrd at Kansas City, Oct. 4, 1984
- 831 — Willie Clark at Oakland, Sept. 22, 1996
- 801 — Coy Bacon at Denver, Nov. 11, 1973
- 771 — Woodrow Lowe vs. Pittsburgh, Nov. 18, 1979
- 761 — Charlie McNeil vs. Houston, Sept. 24, 1961

KICKOFF RETURNS

- 1031 — Keith Lincoln vs. N.Y. Titans, Sept. 16, 1962
- 981 — Andre Coleman vs. San Francisco, Jan. 29, 1995 (Super Bowl)
Gary Anderson at Denver, Nov. 17, 1985
- 951 — Nate Lewis vs. New Orleans, Nov. 17, 1991
- 941 — Jamie Holland vs. Kansas City, Dec. 18, 1988
- 931 — Ronney Jenkins at Oakland, Nov. 18, 2001
Ronney Jenkins vs. New Orleans, Sept. 10, 2000
Anthony Miller at L.A. Rams, Nov. 20, 1988
- 921 — Andre Coleman vs. Arizona, Dec. 9, 1995
- 911 — Andre Coleman at Denver, Nov. 19, 1995
Anthony Miller vs. L.A. Raiders, Nov. 12, 1989
- 91 — Leslie Duncan vs. N.Y. Jets, Dec. 6, 1964

PUNT RETURNS

- 951 — Leslie Duncan vs. N.Y. Jets, Nov. 24, 1968
- 901 — Darrien Gordon at L.A. Raiders, Sept. 25, 1994
- 881 — Andre Coleman at Philadelphia, Sept. 17, 1995
Mike Fuller at New Orleans, Oct. 9, 1977
- 851 — Eric Metcalf at Cincinnati, Nov. 2, 1997
- 841 — Tim Dwight vs. Washington, Sept. 9, 2001
Ron Smith vs. New Orleans, Nov. 18, 1973
- 831 — Eric Metcalf vs. Denver, Nov. 30, 1997
- 821 — Paul Lowe at Boston, Oct. 7, 1961
- 811 — Darrien Gordon vs. Kansas City, Sept. 29, 1996
Lionel James vs. St. Louis, Sept. 20, 1987
Leslie Duncan vs. Buffalo, Sept. 4, 1966



Continued next page

FUMBLE RETURNS

- 82t — Donnie Edwards at St. Louis, Nov. 10, 2002
- 81t — Vencie Glenn vs. N.Y. Giants, Oct. 22, 1989
- 78t — Paul Bradford at San Francisco, Nov. 23, 1997
- 75t — Keith Browner (25 yds.) & Sam Seale (50 yds.) at L.A. Rams, Nov. 20, 1988
(Browner lateral to Seale)
- 58t — Rick Redman vs. Miami, Oct. 2, 1966
- 53 — Henry Rolling at L.A. Raiders, Oct. 6, 1991
- 49t — Rommie Loudd at Oakland (S.F.), Dec. 4, 1960
- 45t — Raylee Johnson at Denver, Nov. 11, 2001
- 42t — Darryll Lewis at Detroit, Oct. 10, 1999
- 41t — Greg Jackson vs. Seattle, Nov. 9, 1997

BLOCKED PUNT RETURNS

- 35t — Bob Zeman at Boston, Oct. 7, 1961
- 21t — Derrie Nelson vs. Dallas, Nov. 13, 1983
- 19 — Pete Lazetich vs. Denver, Sept. 24, 1972
- 5 — Gene Selawski at Oakland (S.F.), Oct. 22, 1961
- 4 — Wayne Davis at Denver, Nov. 17, 1985
- 3 — Steve Heiden at Carolina, Dec. 17, 2000
- 0s — Carlos Polk at Arizona, Sept. 22, 2002
- 0t — Darryll Lewis vs. Indianapolis, Sept. 26, 1999

BLOCKED FIELD GOAL RETURNS

- 72t — Leslie Duncan vs. Denver, Nov. 23, 1967
- 35 — Tom Day vs. Kansas City, Oct. 15, 1967
- 28 — Jim Tolbert vs. St. Louis, Nov. 15, 1971
- 27 — Kenny Graham at Kansas City, Nov. 15, 1964
- 25 — Jeff Staggs vs. Houston, Oct. 25, 1970

FIELD GOALS

- 54 — John Carney, four times, Last: at Kansas City, Sept. 17, 2000
- 53 — Nate Kaeding at Atlanta, Oct. 17, 2004
Steve Christie at Buffalo, Dec. 15, 2002
John Carney, two times, Last: vs. Seattle, Sept. 1, 1996
Chris Bahr vs. Denver, Dec. 24, 1989
Rolf Benirschke at Denver, Sept. 21, 1980
- 52 — John Carney vs. Kansas City, Nov. 26, 2000
Rolf Benirschke, two times, Last: at Denver, Sept. 27, 1981
- 51 — Nate Kaeding at Denver, Sept. 26, 2004
Wade Richey vs. Denver, Oct. 21, 2001
John Carney vs. Seattle, Sept. 5, 1993
Rolf Benirschke, two times, Last: at L.A. Raiders, Sept. 24, 1984
Dennis Partee at Baltimore, Oct. 8, 1972

PUNTS

- 82 — Paul Maguire vs. Dallas, Nov. 19, 1961
- 73 — Dennis Partee at Denver, Oct. 17, 1971
- 71 — Maury Buford at Denver, Sept. 12, 1982
John Hadl at Denver, Nov. 8, 1964
- 67 — John Kidd vs. Kansas City, Oct. 17, 1993
Ralf Mojsiejenko at Denver, Nov. 17, 1985
- 66 — Darren Bennett, eight times, Last: vs. Denver, Oct. 8, 2000
Paul Maguire vs. N.Y. Titans, Sept. 16, 1962
- 65 — Darren Bennett, five times, Last: at Oakland, Oct. 11, 1998
John Kidd vs. Seattle, Oct. 4, 1992
Dennis Partee, two times, Last: at Kansas City, Nov. 10, 1974
John Hadl vs. Houston, Oct. 3, 1965



OPPONENT TOP PERFORMANCES

TEAM RUSHING YARDS (250+)

- 328 — at Denver, Nov. 28, 1975
- 295 — vs. Kansas City, Dec. 18, 1966
- 277 — at Seattle, Nov. 22, 1987
- 275 — vs. Cleveland, Sept. 29, 1985
- 273 — at Detroit, Oct. 22, 1978
- 262 — vs. Kansas City, Oct. 27, 1974
- 256 — vs. New England, Oct. 16, 1977
- 255 — at Pittsburgh, Oct. 31, 1976
vs. Houston, Dec. 4, 1966
- 251 — vs. New York, Sept. 4, 1983

TEAM RUSHING ATTEMPTS (50+)

- 61 — at Chicago, Oct. 25, 1981
- 60 — at Denver, Nov. 30, 1975
- 59 — at Oakland, Sept. 18, 1977
- 56 — at Seattle, Sept. 18, 1983
at Houston, Sept. 28, 1975
- 55 — at Denver, Oct. 17, 1971
- 54 — at Seattle, Nov. 22, 1987
- 53 — vs. Kansas City, Nov. 12, 1978
- 52 — at Pittsburgh, Oct. 31, 1976
- 51 — vs. New York Jets, Sept. 4, 1983

TOTAL NET YARDS (500+)

- 614 — at St. Louis, Oct. 1, 2000 (163 rushing & 451 passing)
- 591 — vs. Seattle, Dec. 29, 2002 (163 rushing & 428 passing)
- 537 — vs. Kansas City, Dec. 11, 1983 (131 rushing & 406 passing)
- 536 — at Denver, Nov. 19, 2000 (93 rushing & 443 passing)
- 526 — vs. Minnesota, Oct. 11, 1981 (93 rushing & 444 passing)
- 524 — at St. Louis, Nov. 10, 2002 (71 rushing & 453 passing)
- 522 — vs. Denver, Nov. 29, 1987 (175 rushing & 347 passing)
- 512 — at Seattle, Oct. 6, 1986 (218 rushing & 294 passing)
- 510 — vs. New York, Nov. 24, 1968 (142 rushing & 368 passing)
- 506 — at Kansas City, Oct. 14, 1984 (146 rushing & 360 passing)

INDIVIDUAL RUSHING YARDS (145+)

- 181 — Priest Holmes vs. Kansas City, Nov. 4, 2001
- 178 — Terrell Davis vs. Denver, Nov. 30, 1997
Hoyle Granger vs. Houston, Dec. 4, 1966
- 176 — Terrell Davis at Denver, Nov. 19, 1995
- 169 — Eric Dickerson vs. Indianapolis, Oct. 23, 1988
— Curt Warner vs. Seattle, Sept. 15, 1985
- 162 — Priest Holmes vs. Kansas City, Nov. 30, 2003
- 161 — Mike Garrett vs. Kansas City, Dec. 18, 1966
- 159 — Clinton Portis vs. Denver, Dec. 1, 2002
- 146 — Woody Green vs. Kansas City, Oct. 27, 1974

INDIVIDUAL RUSHING ATTEMPTS (35+)

- 36 — Walter Payton at Chicago, Oct. 25, 1981
- 35 — Eric Dickerson at Indianapolis, Nov. 8, 1987

TEAM PASSING YARDS—GROSS (400+)

- 465 — at St. Louis, Oct. 1, 2000
- 462 — at Denver, Nov. 19, 2000
- 457 — vs. St. Louis, Sept. 20, 1987
- 453 — at St. Louis, Nov. 10, 2002
- 449 — vs. Seattle, Dec. 29, 2002
- 444 — vs. Minnesota, Oct. 11, 1981
- 424 — at Oakland Raiders, Oct. 31, 1993
- 416 — vs. Cincinnati, Dec. 20, 1982
- 411 — vs. Kansas City, Dec. 11, 1983
- 404 — vs. Indianapolis, Sept. 26, 1999

Opponent Top Performances, *continued*

TEAM PASS COMPLETIONS (35+)

- 40 — vs. Cincinnati, Dec. 20, 1982
- 39 — vs. Tennessee, Oct. 3, 2004
- 37 — vs. Kansas City, Oct. 9, 1994
- 36 — vs. Tampa Bay, Dec. 12, 2004
vs. Jacksonville, Oct. 10, 2004
vs. Seattle, Dec. 29, 2002
at St. Louis, Nov. 10, 2002
vs. New England, Sept. 29, 2002
at Denver, Nov. 19, 2000
at Denver, Sept. 4, 1994
- 35 — at Oakland, Oct. 20, 2002

TEAM PASSING ATTEMPTS (50+)

- 61 — vs. St. Louis, Sept. 20, 1987
- 58 — vs. Tennessee, Oct. 3, 2004
at Denver, Nov. 19, 2000
- 57 — at Cleveland, Sept. 7, 1981
- 56 — vs. Cincinnati, Dec. 20, 1982
- 55 — vs. Kansas City, Oct. 9, 1994
- 54 — vs. Jacksonville, Oct. 10, 2004
at New England, Oct. 14, 2001
vs. Indianapolis, Sept. 26, 1999
at Pittsburgh, Jan. 15, 1995
- 53 — vs. Kansas City, Jan. 2, 2005
vs. Seattle, Dec. 29, 2002
vs. New England, Sept. 29, 2002
- 51 — at New York Giants, Oct. 2, 1983
vs. New York Jets, Sept. 28, 1969
- 50 — vs. Tampa Bay, Dec. 12, 2004
at Buffalo, Oct. 15, 2000 (OT)
at Denver, Nov. 17, 1985



INDIVIDUAL PASSING YARDS (375+)

- 462 — Gus Frerotte at Denver, Nov. 19, 2000
- 457 — Neil Lomax vs. St. Louis, Sept. 20, 1987
- 453 — Marc Bulger at St. Louis, Nov. 10, 2002
- 449 — Matt Hasselbeck vs. Seattle, Dec. 29, 2002
- 444 — Tommy Kramer vs. Minnesota, Oct. 11, 1981
- 424 — Jeff Hostetler at Oakland Raiders, Oct. 31, 1993
- 416 — Ken Anderson vs. Cincinnati, Dec. 20, 1982
- 411 — Bill Kenney vs. Kansas City, Dec. 11, 1983
- 404 — Peyton Manning vs. Indianapolis, Sept. 26, 1999
- 395 — Scott Brunner at New York Giants, Oct. 2, 1983
- 392 — Brian Griese vs. Tampa Bay, Dec. 12, 2004
- 390 — Kurt Warner at St. Louis, Oct. 1, 2000
- 384 — Lynn Dickey at Green Bay, Oct. 7, 1984
- 383 — Peyton Manning at Indianapolis, Dec. 26, 2004
- 381 — Len Dawson at Kansas City, Nov. 10, 1974
- 377 — Vince Ferragamo at Buffalo, Sept. 8, 1985
- 376 — Dave Krieg vs. Seattle, Nov. 10, 1991

INDIVIDUAL PASSING ATTEMPTS (50+)

- 61 — Neil Lomax vs. St. Louis, Sept. 20, 1987
- 58 — Billy Volek vs. Tennessee, Oct. 3, 2004
Gus Frerotte at Denver, Nov. 19, 2000
- 57 — Brian Sipe at Cleveland, Sept. 7, 1981
- 56 — Ken Anderson vs. Cincinnati, Dec. 20, 1982
- 55 — Joe Montana vs. Kansas City, Oct. 9, 1994
- 54 — Byron Leftwich vs. Jacksonville, Oct. 10, 2004
Tom Brady at New England, Oct. 14, 2001
Peyton Manning vs. Indianapolis, Sept. 26, 1999
Neil O'Donnell at Pittsburgh, Jan. 15, 1995
- 53 — Trent Green vs. Kansas City, Jan. 2, 2005
Matt Hasselbeck vs. Seattle, Dec. 29, 2002
Tom Brady vs. New England, Sept. 29, 2002
- 51 — Scott Brunner at New York Giants, Oct. 2, 1983
Joe Namath vs. New York Jets, Sept. 28, 1969



- 50 — Brian Griese vs. Tampa Bay, Dec. 12, 2004
John Elway at Denver, Nov. 17, 1985

INDIVIDUAL RECEIVING YARDS (170 YARDS+)

- 309 — Stephone Paige at Kansas City, Dec. 22, 1985
210 — Larry Brunson at Kansas City, Nov. 10, 1974
197 — Carlos Carson vs. Kansas City, Oct. 25, 1987
196 — Marvin Harrison vs. Indianapolis, Sept. 26, 1999
187 — Rod Smith at Denver, Nov. 19, 2000
178 — Eddie Brown vs. Cincinnati, Sept. 16, 1990
Steve Watson at Denver, Sept. 27, 1981
176 — Brian Brennan at Cleveland, Dec. 21, 1986
174 — Art Monk vs. Washington, Sept. 21, 1986
173 — Derrick Alexander vs. Kansas City, Nov. 22, 1998
Todd Christensen vs. Los Angeles Raiders, Nov. 20, 1986
171 — Terrell Owens vs. San Francisco, Nov. 17, 2002
Jerry Rice vs. San Francisco, Nov. 27, 1988
170 — Eric Moulds at Buffalo, Oct. 15, 2000 (OT)

INDIVIDUAL TOUCHDOWNS—TOTAL (4+)

- 4 — Harvey Williams vs. Oakland, Nov. 16, 1997
Daryl Turner vs. Seattle, Sept. 22, 1985
Marcus Allen at Los Angeles Raiders, Sept. 24, 1984
Frank Jackson vs. Kansas City, Dec. 13, 1964

INDIVIDUAL RUSHING TOUCHDOWNS (3+)

- 3 — Bam Morris, vs. Kansas City, Nov. 22, 1998
Gaston Green at Denver, Sept. 22, 1991
Marcus Allen at Los Angeles Raiders, Oct. 28, 1985
Booker Russell at Oakland, Oct. 25, 1979
Chuck Foreman at Minnesota, Nov. 23, 1975
Charlie Evans at New York Giants, Nov. 7, 1971

INDIVIDUAL TOUCHDOWN PASSES (4+)

- 6 — Steve Young at San Francisco (Super Bowl), Jan. 29, 1995
5 — Gus Frerotte at Denver, Nov. 19, 2000
Elvis Grbac at Kansas City, Sept. 17, 2000
Dave Kreig vs. Seattle, Sept. 15, 1985
Marc Wilson vs. Los Angeles Raiders, Oct. 12, 1984
4 — Brett Favre vs. Green Bay, Dec. 14, 2003
Jon Kitna vs. Cincinnati, Nov. 23, 2003
Daunte Culpepper vs. Minnesota, Nov. 9, 2003
Marc Bulger at St. Louis, Nov. 10, 2002
Rich Gannon at Oakland, Nov. 18, 2001
Kurt Warner at St. Louis, Oct. 1, 2000
Jeff George at Minnesota, Nov. 28, 1999
Rich Gannon at Oakland, Nov. 14, 1999
John Elway vs. Denver, Nov. 29, 1998
John Elway at Denver, Dec. 21, 1997
Drew Bledsoe at New England, Aug. 31, 1997
Dave Kreig vs. Seattle, Dec. 14, 1986
Mark Malone at Pittsburgh, Nov. 24, 1984

Top Ten Home Attendance Figures

Date	Opponent	W-L	Score	Attendance
Sun. Oct. 24, 1999	Green Bay	L	3-31	68,274
Sun. Dec. 8, 2002	Oakland	L	7-27	67,968
Sat. Jan. 8, 2005	New York Jets [^]	L	17-20 (OT)	67,536
Sun. Oct. 21, 2001	Denver	W	27-10	67,521
Sun. Dec. 15, 2001	Oakland	L	6-13	67,349
Sun. Nov. 17, 2002	San Francisco	W	20-17 (OT)	67,161
Sun. Oct. 29, 2000	Oakland	L	13-15	66,659
Sun. Nov. 29, 1998	Denver	L	16-31	66,532
Sun. Sept. 29, 2002	New England	W	21-14	66,463
Sun. Oct. 31, 2004	Oakland	W	42-14	66,210

[^] AFC Wild Card Playoff game

Opponent Top Performances, *continued*

INDIVIDUAL TOUCHDOWN PASSES (4+), *cont.*

- 4 — Bill Kenney vs. Kansas City, Dec. 11, 1983
Tommy Kramer vs. Minnesota, Oct. 11, 1981
Craig Morton at Denver Broncos, Sept. 27, 1981
Jim Zorn at Seattle, Nov. 27, 1977
Len Dawson vs. Kansas City, Dec. 13, 1964

INDIVIDUAL TOUCHDOWN RECEPTIONS (3+)

- 4 — Jerry Rice at San Francisco (Super Bowl), Jan. 29, 1995
Darryl Turner vs. Seattle, Sept. 22, 1985
Frank Jackson vs. Kansas City, Dec. 13, 1964
- 3 — Chad Johnson vs. Cincinnati, Nov. 23, 2003
Shannon Sharpe vs. Denver, Nov. 16, 2003
Isaac Bruce at St. Louis, Nov. 10, 2002
Jerry Rice at Oakland, Nov. 18, 2001
Sylvester Morris at Kansas City, Sept. 17, 2000
John Stallworth at Pittsburgh, Nov. 24, 1984
Steve Largent vs. Seattle, Oct. 29, 1984
Todd Christensen vs. Los Angeles Raiders, Dec. 1, 1983
Gene Washington at San Francisco, Sept. 17, 1972
Don Maynard vs. New York Jets, Dec. 24, 1967
Art Powell at Los Angeles Raiders, Dec. 8, 1963

TEAM SACKS (6+)

- 8 — vs. Green Bay, Sept. 24, 1978
at Washington, Sept. 16, 1973
vs. Kansas City, Dec. 8, 1968
- 7 — vs. Kansas City, Dec. 14, 1997
vs. Carolina, Sept. 14, 1997
at Los Angeles Raiders, Oct. 18, 1987
at Oakland Raiders, Oct. 12, 1980
- 6 — vs. Miami, Oct. 27, 2003
vs. Pittsburgh, Dec. 24, 2000
vs. Kansas City, Nov. 26, 2000
at Kansas City, Sept. 17, 2000
vs. Philadelphia, Oct. 18, 1998
at Cincinnati, Nov. 2, 1997
vs. Dallas, Oct. 15, 1995
at Kansas City, Nov. 8, 1992
at Los Angeles Raiders, Oct. 28, 1985
vs. Cleveland, Sept. 29, 1985
vs. Los Angeles Raiders, Dec. 1, 1983



INDIVIDUAL SACKS (4+)

- 4.5 — Hugh Douglas, vs. Philadelphia, Oct. 18, 1998
- 4 — Derrick Thomas at Kansas City, Nov. 8, 1992
Al Baker at Detroit, Oct. 22, 1978
Wilbur Young vs. Kansas City, Oct. 19, 1975
Ron Carpenter vs. Cincinnati, Sept. 30, 1973
Lionel Aldridge vs. Green Bay, Oct. 12, 1970

INDIVIDUAL INTERCEPTIONS (3+)

- 4 — Kwamie Lassiter, at Arizona, Dec. 27, 1998
Joe Lavender at Washington, Dec. 7, 1980
Vernon Perry vs. Houston, Dec. 29, 1979
Willie Buchanon vs. Green Bay, Sept. 24, 1978
Bobby Ply at Dallas, Dec. 16, 1962
- 3 — Darryl Williams at Seattle, Sept. 21, 1997
Lloyd Burruss at Kansas City, Oct. 19, 1986
Kenny Easley vs. Seattle, Oct. 29, 1984
Marc Murphy vs. Washington, Oct. 31, 1983
Steve Foley at Denver, Sept. 27, 1981
Joe Lavender at Washington, Dec. 7, 1980
David Grayson vs. Oakland Raiders, Oct. 26, 1969
David Grayson at Oakland Raiders, Oct. 29, 1967

TOTAL FIRST DOWNS (30+)

- 34 — vs. Seattle, Dec. 29, 2002
at Denver, Nov. 19, 2000
at Seattle, Nov. 22, 1987
- 33 — vs. Cincinnati, Nov. 23, 2003
- 32 — at Cincinnati, Sept. 22, 1985
- 31 — vs. Denver, Nov. 29, 1987
- 30 — at Indianapolis, Dec. 26, 2004
at New England, Oct. 14, 2001
at Denver, Sept. 4, 1994
vs. Seattle, Sept. 15, 1985

TIME OF POSSESSION (40:00)

- 48:50 — at Chicago, Oct. 25, 1981 (OT)
- 44:11 — at Denver, Nov. 16, 2003
- 41:52 — at Dallas, Oct. 26, 1980
- 41:48 — vs. L.A. Raiders, Nov. 21, 1993
- 41:35 — at Seattle, Nov. 22, 1987
- 41:19 — vs. Denver Broncos, Nov. 29, 1987
- 40:02 — vs. Kansas City, Nov. 12, 1978 (OT)

OPPONENTS TEN LONGEST**RUNS FROM SCRIMMAGE**

- 89t — Kenny King at Oakland Raiders, Oct. 12, 1980
- 81 — Billy Sims vs. Detroit, Sept. 30, 1984
- 77 — Napoleon Kaufman at Oakland, Sept. 22, 1996
- 74t — Jack Spikes at Dallas Texans, Sept. 10, 1961
- 71t — Corey Dillon at Cincinnati, Nov. 2, 1997
- 69t — Herman Heard at Kansas City, Oct. 14, 1984
- 68 — Henry Bell at Denver, Oct. 16, 1960
- 66t — Zack Crockett vs. Indianapolis, Dec. 31, 1995 ^
- 64 — Clem Daniels vs. Oakland, Nov. 13, 1966
- 63t — Gaston Green at Denver, Sept. 22, 1991
- 63 — Bob Scarpitto vs. Denver, Oct. 30, 1966

^ AFC Wild Card Playoff game

PASS COMPLETIONS

- 99t — Trent Green to Marc Boerigter at Kansas City, Dec. 22, 2002
- 98t — Jack Lee to Willard Dewveall at Houston, Nov. 25, 1962
- 96t — Joe Montana to Jerry Rice vs. San Francisco, Nov. 27, 1988
- 93t — Craig Morton to Steve Watson at Denver, Sept. 27, 1981
- 90t — Steve DeBerg to J.J. Barden at Kansas City, Nov. 18, 1990
Cotton Davidson to Dick Dorsey vs. Oakland, Dec. 2, 1962
- 89t — Neil O'Donnell to Dwight Stone at Pittsburgh, Sept. 1, 1991
- 87t — Joe Namath to Don Maynard vs. N.Y. Jets, Nov. 24, 1968
Frank Tripacko to Al Frazier at Denver, Nov. 12, 1961
- 84t — Mike Tomczak to Charles Johnson vs. Pittsburgh, Dec. 24, 1994
Bill Kenney to Stephone Paige at Kansas City, Dec. 22, 1985
Joe Ferguson to Curtis Brown vs. Buffalo, Sept. 16, 1979
Len Dawson to Larry Brunson at Kansas City, Nov. 10, 1974

INTERCEPTION RETURNS

- 102t — Louis Breeden vs. Cincinnati, Nov. 8, 1981
- 99t — Kevin Ross vs. Kansas City, Sept. 6, 1992
- 96t — Ray Griffin at Cincinnati, Nov. 11, 1979
- 91t — Fred Williamson at Oakland, Sept. 30, 1962
- 90t — Leroy Butler at Green Bay, Sept. 15, 1996
Deion Sanders vs. San Francisco, Dec. 11, 1994
- 87t — Mark McMillian vs. Kansas City, Dec. 14, 1997
- 81 — Paul Krause at Minnesota, Nov. 23, 1975
Rolland Lawrence vs. Atlanta, Oct. 21, 1973
- 80 — John Holt at Indianapolis, Nov. 30, 1986

Opponents Ten Longest, *continued*

KICKOFF RETURNS

- 104t — Ira Mathews at Oakland, Oct. 25, 1979
- 101t — Brian Mitchell at Washington, Dec. 6, 1998
- 99t — Byron Hanspard vs. Atlanta, Dec. 7, 1997
- 98t — Will Blackwell vs. Pittsburgh, Dec. 24, 2000
- 97t — Tim Brown at L.A. Raiders, Sept. 4, 1988
- 96t — Dante Hall at Kansas City, Nov. 28, 2004
- 95t — Paul Palmer at Kansas City, Sept. 13, 1987
- 94t — Randy Montgomery vs. Denver, Sept. 24, 1972
- 93t — Jon Vaughn vs. Seattle, Oct. 30, 1994
- 92t — Mack Herron at New England, Dec. 2, 1973

PUNT RETURNS

- 92t — Rick Upchurch at Denver, Oct. 3, 1976
- 86t — Tamarick Vanover at Kansas City, Oct. 9, 1995
- 82t — George Atkinson at Oakland, Oct. 13, 1968
- 82 — Ray Buchanan at Indianapolis, Nov. 3, 1996
- 80t — Phillip Buchanon vs. Oakland, Dec. 28, 2003
- 79t — Lemar Parrish vs. Cincinnati, Dec. 6, 1970
- 78 — Roger Bird at Oakland, Oct. 29, 1967
- 75 — Rick Upchurch at Denver, Sept. 17, 1978
- 74t — Joey Galloway vs. Seattle, Oct. 25, 1998
- 73t — Richard Christy at N.Y. Titans, Oct. 28, 1962

BLOCKED PUNT RETURNS

- 37t — Frank Warren vs. New Orleans, Nov. 17, 1991
- 16 — Randy McClanahan at Oakland, Sept. 18, 1977
- 15 — Walt Landers vs. Green Bay, Sept. 24, 1978
- 14 — Glen Cadrez vs. Kansas City, Oct. 13, 2002
- 9 — Tyrone Braxton vs. Denver, Oct. 2, 1988
- 2t — Jerry Robinson vs. L.A. Raiders, Nov. 20, 1986

BLOCKED FIELD GOAL RETURNS

- 66 — Tom Casanova at Cincinnati, Sept. 22, 1974
- 60 — Louis Wright at Denver, Nov. 17, 1985
- 54t — Doug Evans at Carolina, Dec. 17, 2000
- 42t — Ray McElroy vs. Indianapolis, Oct. 26, 1997
- 28 — John Barmlett vs. Denver, Nov. 27, 1966
- 17 — Charlie West vs. Minnesota, Dec. 5, 1971
- Mike Statton vs. Buffalo, Oct. 1, 1967
- 16 — Fletcher Smith vs. Kansas City, Oct. 15, 1967

FIELD GOALS

- 58 — Dan Miller vs. Baltimore Colts, Dec. 26, 1982
- 55 — Jason Elam vs. Denver, Nov. 7, 1999
- Gary Anderson at Pittsburgh, Nov. 25, 1984
- 54 — Neil Rackers at Cincinnati, Sept. 8, 2002
- Jason Elam, three times, Last: vs. Denver, Dec. 1, 2002
- Rian Lindell vs. Seattle, Dec. 30, 2001
- Sebastian Janikowski vs. Oakland, Oct. 29, 2000
- Kevin Butler vs. Chicago, Nov. 14, 1993
- John Kasay at Seattle, Nov. 10, 1991
- Norm Johnson at Seattle, Oct. 6, 1986
- Raul Allegre at Indianapolis Colt, Nov. 4, 1984

PUNTS

- 77 — Greg Montgomery vs. Houston, Sept. 19, 1993
- 74 — Bob Grupp at Kansas City, Nov. 4, 1979
- 73 — Shane Lechler vs. Oakland, Sept. 28, 2003
- 72 — Chris Gardocki vs. Indianapolis, Oct. 26, 1997
- Bob Scarpitto at Denver, Oct. 22, 1967
- Jerrel Wilson vs. Kansas City, Sept. 29, 1963
- 71 — Ray Guy at Oakland Raiders, Oct. 25, 1979
- 70 — Mike Mecer at Oakland, Sept. 19, 1965
- 69 — Ray Guy vs. Oakland, Sept. 10, 1978
- 68 — Todd Sauerbrun at Kansas City, Sept. 17, 2000
- Bill VanHeusen at Denver, Dec. 1, 1968



INDIVIDUAL POSTSEASON RECORDS

SCORING

Most Points, Career

- 37 Rolf Benirschke, 1977-1986
- 30 John Carney, 1990-2000
- 24 Kellen Winslow, 1979-1987
- Charlie Joiner, 1976-1986

Most Points, Game

- 12 Kellen Winslow at Pittsburgh, Jan. 9, 1983
- (3) others with 12 each
- 11 Rolf Benirschke at Miami, Jan. 2, 1982
- 10 Ben Agajanian at Houston, Jan. 1, 1961

TOUCHDOWNS

Most, Career

- 4 Kellen Winslow, 1979-1987
- Charlie Joiner, 1976-1986
- 3 Chuck Muncie, 1980-84
- James Brooks, 1981-83
- 2 Natrone Means, 1993-95, 1998-99
- (3) others with 2 each

Most, Game

- 2 Kellen Winslow at Pittsburgh, Jan. 9, 1983
- (3) others with 2 each
- 1 Antonio Gates vs. N.Y. Jets, Jan. 8, 2005
- (32) others with 1 each

POINTS AFTER TOUCHDOWN

Most, Career

- 16 Rolf Benirschke, 1977-1986
- 9 John Carney, 1990-2000
- 6 George Blair, 1961-64

Most, Game

- 6 George Blair vs. Boston, Jan. 5, 1964
- 5 Rolf Benirschke at Miami, Jan. 2, 1982
- 4 Rolf Benirschke at Pittsburgh, Jan. 9, 1983

Most Two-Point Conversions, Game

- 1 Al Pupunu vs. S.F., Jan. 29, 1995
- Mark Seay vs. S.F., Jan. 29, 1995

FIELD GOALS

Most, Career

- 7 John Carney, 1990-2000
- Rolf Benirschke, 1977-1986
- 3 Ben Agajanian, 1960-61, 1964
- 2 George Blair, 1961-64

Most, Game

- 3 Ben Agajanian vs. Houston, Jan. 1, 1961
- 2 John Carney vs. Indianapolis, Dec. 31, 1995
- (4) others with 2 each
- 1 Nate Kaeding vs. N.Y. Jets, Jan. 8, 2005
- (5) others with 1 each

Longest

- 54 John Carney vs. Indianapolis, Dec. 31, 1995
- 38 Ben Agajanian at Houston, Jan. 1, 1961
- 35 Nate Kaeding vs. N.Y. Jets, Jan. 8, 2005

RUSHING

Most Attempts, Career

- 111 Chuck Muncie, 1980-84
- 63 Natrone Means, 1993-95, 1998-99
- 57 Paul Lowe, 1960-68

Most Attempts, Game

- 26 LaDainian Tomlinson vs. N.Y. Jets, Jan. 8, 2005
- 25 Chuck Muncie at Pittsburgh, Jan. 9, 1983
- 24 Natrone Means vs. Miami, Jan. 8, 1995
- Chuck Muncie at Miami, Jan. 2, 1982 (OT)

Most Yardage, Career

- 510 Chuck Muncie, 1980-84
- 380 Paul Lowe, 1960-68
- 276 Keith Lincoln, 1961-66, 68

Most Yardage, Game

- 206 Keith Lincoln vs. Boston, Jan. 5, 1964
- 165 Paul Lowe at Houston, Jan. 1, 1961
- 139 Natrone Means vs. Miami, Jan. 8, 1994

Longest Run

- 671 Keith Lincoln vs. Boston, Jan. 5, 1964
- 581 Paul Lowe vs. Boston, Jan. 5, 1964
- 561 Keith Lincoln vs. Boston, Jan. 5, 1964

Most Touchdowns, Career

- 3 Chuck Muncie, 1980-84
- 2 Natrone Means, 1993-95, 1998-99
- Paul Lowe, 1960-68

- 1 Marion Butts, 1989-1993

- (6) others with 1 each

Most Touchdowns, Game

- 1 Natrone Means vs. S.F., Jan. 29, 1995
- (14) others with 1 each

PASSING

Most Attempts, Career

- 286 Dan Fouts, 1973-1987
- 228 Stan Humphries, 1992-97
- 73 Jack Kemp, 1960-62

Most Completions, Career

- 159 Dan Fouts, 1973-1987
- 118 Stan Humphries, 1992-97
- 38 Jack Kemp, 1960-62

Most Attempts, Game

- 53 Dan Fouts at Miami, Jan. 2, 1982 (OT)
- 49 Stan Humphries vs. S.F., Jan. 29, 1995
- 47 Stan Humphries vs. Ind., Dec. 31, 1995
- Dan Fouts vs. Houston, Dec. 29, 1979

Most Completions, Game

- 33 Dan Fouts at Miami, Jan. 2, 1982 (OT)
- 31 Drew Brees vs. N.Y. Jets, Jan. 8, 2005
- 28 Stan Humphries vs. Miami, Jan. 8, 1995

Pass Rating, Career (minimum 40 att.)

- 101.2 Drew Brees, 2001-04
- 76.3 Tobin Rote, 1963-64
- 70.1 Dan Fouts, 1973-1987

Pass Rating, Game (minimum 10 att.)

- 145.3 Tobin Rote vs. Boston, Jan. 5, 1964
- 132.1 John Hadl vs. Boston, Jan. 5, 1964
- 112.4 Dan Fouts at Pittsburgh, Jan. 9, 1983

Completion Pct., Career (minimum 40 att.)

- .738 Drew Brees, 2001-04
- .556 Dan Fouts, 1973-1987
- .521 Jack Kemp, 1960-62

Completion Pct., Game (minimum 10 att.)

- .738 Drew Brees vs. N.Y. Jets, Jan. 8, 2005
- .667 Tobin Rote vs. Boston, Jan. 5, 1964
- .651 Stan Humphries vs. Miami, Jan. 8, 1995

PASSING, cont.

Most Yardage, Career

- 2,125 Dan Fouts, 1973-1987
- 1,347 Stan Humphries, 1992-97
- 397 Jack Kemp, 1960-62

Most Yardage, Game

- 433 Dan Fouts at Miami, Jan. 2, 1982 (OT)
- 336 Dan Fouts vs. Oakland, Jan. 11, 1981
- 333 Dan Fouts at Pittsburgh, Jan. 9, 1983

Longest Completion

- 55t Dan Fouts vs. Oakland, Jan. 11, 1981
- 50t Dan Fouts vs. Boston, Jan. 3, 1981
- 48t Dan Fouts vs. N.Y. Jets, Jan. 11, 1981
- Tobin Rote vs. Boston, Jan. 5, 1964

Most Touchdowns, Career

- 12 Dan Fouts, 1973-1987
- 6 Stan Humphries, 1992-97
- 3 Tobin Rote, 1963-64

Most Touchdowns, Game

- 3 Dan Fouts at Pittsburgh, Jan. 9, 1983
- Dan Fouts at Miami, Jan. 2, 1982 (OT)
- 2 Drew Brees vs. N.Y. Jets, Jan. 8, 2005
- (4) others with 2 each
- 1 Stan Humphries vs. S.F., Jan. 29, 1995
- (5) others with 1 each

Most Interceptions, Career

- 16 Dan Fouts, 1973-1987
- 13 Stan Humphries, 1992-97
- 6 Jack Kemp, 1960-62

Most Interceptions, Game

- 5 Dan Fouts at Miami, Jan. 16, 1983
- Dan Fouts vs. Houston, Dec. 29, 1979
- 4 Stan Humphries vs. Ind., Dec. 31, 1995
- (2) others with 4 each
- 2 Stan Humphries vs. S.F., Jan. 29, 1995
- (7) others with 2 each

Lowest Pct. Interceptions, Career

- .024 Drew Brees, 2001-04
- .049 Tobin Rote, 1963-64
- .056 Dan Fouts, 1973-1987

PASS RECEIVING

Most Receptions, Career

- 39 Ronnie Harmon, 1990-95
- 30 Charlie Joiner, 1976-1986
- 28 Kellen Winslow, 1979-1987

Most Receptions, Game

- 13 Kellen Winslow at Miami, Jan. 2, 1982 (OT)
- 10 Ronnie Harmon vs. Ind., Dec. 31, 1995
- 9 Eric Parker vs. N.Y. Jets, Jan. 8, 2005
- (3) others with 9 each

Most Yardage, Career

- 539 Charlie Joiner, 1976-1986
- 470 Ronnie Harmon, 1990-95
- 380 Kellen Winslow, 1979-1987

Most Yardage, Game

- 166 Kellen Winslow at Mia., Jan. 2, 1982 (OT)
- 133 Ronnie Harmon vs. Ind., Dec. 31, 1995
- 130 Charlie Joiner vs. Oakland, Jan. 11, 1981

Most Touchdowns, Career

- 4 Kellen Winslow, 1979-1987
- Charlie Joiner, 1976-1986
- 2 Al Pupunu, 1992-97, 1999
- (2) others with 2 each
- 1 Antonio Gates, 2003-04
- (9) others with 1 each

Most Touchdowns, Game

- 2 Kellen Winslow at Pit., Jan. 9, 1983
- (2) others with 2 each
- 1 Antonio Gates vs. N.Y. Jets, Jan. 8, 2005
- (17) others with 1 each

INTERCEPTIONS BY

Most Interceptions, Career

- 3 Glen Edwards, 1978-1981
- 2 Bud Whitehead, 1961-68
- (2) others with 2 each
- 1 Junior Seau, 1990-2001
- (12) others with 1 each

Most Interceptions, Game

- 2 Glen Edwards vs. Buffalo, Jan. 3, 1981
- (3) others with 2 each
- 1 Junior Seau vs. Ind., Dec. 31, 1995
- (12) others with 1 each

Most Yardage, Career

- 62 Glen Edwards, 1978-1981
- 45 Bud Whitehead, 1961-68
- 40 Darren Carrington, 1991-94

Most Yardage, Game

- 45 Bud Whitehead vs. Hou., Dec. 24, 1961
- 40 Darren Carrington vs. K.C., Jan. 12, 1993
- 35 Bruce Laird vs. Pittsburgh, Jan. 9, 1983
- Glen Edwards vs. Miami, Jan. 2, 1982

PUNTING

Most Punts, Career

- 13 John Kidd, 1990-94
- 11 Bryan Wagner, 1994
- 10 John Hadl, 1962-1972

Most Punts, Game

- 7 John Kidd at Miami, Jan. 10, 1993
- 6 John Kidd vs. Kansas City, Jan. 2, 1993
- Paul Maguire vs. Houston, Dec. 24, 1961
- 5 Mike Scifres vs. N.Y. Jets, Jan. 8, 2005
- (2) others with 5 each

Most Yardage, Career

- 589 John Kidd, 1990-94
- 474 Bryan Wagner, 1994
- 439 John Hadl, 1962-1972

Most Yardage, Game

- 324 John Kidd at Miami, Jan. 10, 1993
- 265 John Kidd vs. K.C., Jan. 2, 1993
- 257 John Hadl vs. Buffalo, Dec. 26, 1965

Average Yardage, Career (minimum 4 punts)

- 45.3 John Kidd, 1990-94
- 43.9 John Hadl, 1962-1972
- 43.1 Bryan Wagner, 1994

Average Yardage, Game (minimum 2 punts)

- 54.5 Darren Bennett vs. Ind., Dec. 31, 1995
- 51.4 John Hadl vs. Buffalo, Dec. 26, 1965
- 48.8 Bryan Wagner vs. S.F., Jan. 29, 1995

PUNT RETURNS

Most Returns, Career

- 8 Mike Fuller, 1975-1980
- 6 Darrien Gordon, 1993-96
- 5 Nate Lewis, 1990-93

Most Returns, Game

- 4 Nate Lewis at Miami, Jan. 10, 1993
- 3 Darrien Gordon vs. S.F., Jan. 29, 1995
- (3) others with 3 each
- 2 Eric Parker vs. N.Y. Jets, Jan. 8, 2005
- (2) others with 2 each

Most Yardage, Career

- 99 Mike Fuller, 1975-1980
63 Wes Chandler, 1981-87
42 Nate Lewis, 1990-93

Most Yardage, Game

- 56t Wes Chandler at Mia., Jan. 2, 1982 (OT)
41 Mike Fuller vs. Oakland, Jan. 11, 1981
35 Nate Lewis vs. K.C., Jan. 2, 1993

Most Touchdowns, Career

- 1 Wes Chandler, 1981-87

KICKOFF RETURNS**Most Returns, Career**

- 19 Andre Coleman, 1994-96
17 James Brooks, 1981-83
8 Hank Bauer, 1977-1982

Most Returns, Game

- 8 Andre Coleman vs. S.F., Jan. 29, 1995
6 Andre Coleman vs. Ind., Dec. 31, 1995
5 Tim Dwight vs. N.Y. Jets, Jan. 8, 2005
James Brooks at Miami, Jan. 2, 1982

Most Yardage, Career

- 483 Andre Coleman, 1994-96
276 James Brooks, 1981-83
209 Leslie Duncan, 1964-1970

Most Yardage, Game

- 242 Andre Coleman vs. S.F., Jan. 29, 1995
147 Leslie Duncan at Buffalo, Dec. 26, 1964
133 Andre Coleman vs. Ind., Dec. 31, 1995

Most Touchdowns, Career

- 1 Andre Coleman, 1994-96

**Top Ten Road Attendance Figures**

Date	Opponent	W-L	Score	Attendance
Sun. Nov. 1, 1970	at Cleveland	W	27-10	80,047
Sun. Oct. 15, 1972	at Miami	L	10-24	80,010
Mon. Oct. 9, 1995	at Kansas City	L	23-29	79,288
Sun. Nov. 19, 1972	at Kansas City	W	27-17	79,011
Mon. Sept. 7, 1981	at Cleveland	W	44-14	78,904
Sun. Oct. 31, 1999	at Kansas City	L	0-34	78,473
Sun. Sept. 7, 2003	at Kansas City	L	14-27	78,048
Sun. Dec. 22, 2002	at Kansas City	L	22-24	77,899
Sun. Sept. 17, 2000	at Kansas City	L	10-42	77,604
Sun. Nov. 28, 2004	at Kansas City	W	34-31	77,447

TEAM POSTSEASON RECORDS

POINTS SCORED

Most, Quarter

- 24 at Miami, Jan. 2, 1982 (1Q)
- 21 vs. Boston, Jan. 5, 1964 (1Q)
- 14 at Pittsburgh, Jan. 9, 1983 (2Q & 4Q)

Most, Quarter, Opponent

- 21 at Miami, Jan. 10, 1993 (2Q)
- vs. Oakland, Jan. 11, 1981 (1Q)
- 20 at Miami, Jan. 16, 1983 (2Q)
- 17 at Miami, Jan. 2, 1982 (2Q)

Most, Quarter, Both Teams

- 33 at Miami, Jan. 16, 1983 (2Q)
- 28 vs. Indianapolis, Dec. 31, 1995 (2Q)
- (2) others with 28 each
- 24 at Miami, Jan. 2, 1982 (1Q)

Most, Game

- 51 vs. Boston, Jan. 5, 1964
- 41 at Miami, Jan. 2, 1982 (OT)
- 31 at Pittsburgh, Jan. 9, 1983

Most, Game, Opponent

- 49 vs. San Francisco, Jan. 29, 1995
- 38 at Miami, Jan. 2, 1982 (OT)
- 35 vs. Indianapolis, Dec. 31, 1995

Most, Game, Both Teams

- 79 at Miami, Jan. 2, 1982 (OT)
- 75 vs. San Francisco, Jan. 29, 1995
- 61 vs. Oakland, Jan. 11, 1981
- vs. Boston, Jan. 5, 1964

Fewest, Game

- 0 at Miami, Jan. 10, 1993
- vs. Buffalo, Dec. 26, 1965
- 3 vs. Houston, Dec. 24, 1961
- 7 at Cincinnati, Jan. 10, 1982
- at Buffalo, Dec. 26, 1964

Fewest, Game, Opponent

- 0 vs. Kansas City, Jan. 2, 1993
- 10 vs. Boston, Jan. 5, 1964
- vs. Houston, Dec. 24, 1961
- 13 at Pittsburgh, Jan. 15, 1995

Fewest, Game, Both Teams

- 13 vs. Houston, Dec. 24, 1961
- 17 vs. Kansas City, Jan. 2, 1993
- 23 vs. Buffalo, Dec. 26, 1965

TOUCHDOWNS

Most, Game

- 7 vs. Boston, Jan. 5, 1964
- 5 at Miami, Jan. 2, 1982 (OT)
- 4 at Pittsburgh, Jan. 9, 1983

Most, Game, Opponent

- 7 vs. San Francisco, Jan. 29, 1995
- 5 vs. Indianapolis, Dec. 31, 1995
- at Miami, Jan. 2, 1982 (OT)
- 4 at Miami, Jan. 10, 1993
- (3) other games with 4 each

Most, Game, Both Teams

- 10 vs. San Francisco, Jan. 29, 1995
- at Miami, Jan. 2, 1982 (OT)
- 8 at Pittsburgh, Jan. 9, 1983
- vs. Boston, Jan. 5, 1964
- 7 vs. Indianapolis, Dec. 31, 1995
- vs. Oakland, Jan. 11, 1981

POINTS AFTER TOUCHDOWN

Most, Game

- 6 vs. Boston, Jan. 5, 1964
- 5 at Miami, Jan. 2, 1982 (OT)
- 4 at Pittsburgh, Jan. 9, 1983

Most, Game, Opponent

- 7 vs. San Francisco, Jan. 29, 1995
- 5 vs. Indianapolis, Dec. 31, 1995
- at Miami, Jan. 2, 1982 (OT)
- 4 at Miami, Jan. 10, 1993
- (3) other games with 4 each

Most, Game, Both Teams

- 10 vs. San Francisco, Jan. 29, 1995
- at Miami, Jan. 2, 1982 (OT)
- 8 at Pittsburgh, Jan. 9, 1983
- 7 vs. Indianapolis, Dec. 31, 1995
- (2) other games with 7 each

TWO-POINT CONVERSIONS

Most, Game

- 2 vs. San Francisco, Jan. 29, 1995

FIELD GOALS

Most, Game

- 3 at Houston, Jan. 1, 1961
- 2 vs. Indianapolis, Dec. 31, 1995
- (4) other games with 2 each
- 1 vs. N.Y. Jets, Jan. 8, 2005
- (6) other games with 1 each

Most, Game, Opponent

- 3 vs. Buffalo, Dec. 26, 1965
- 2 vs. N.Y. Jets, Jan. 8, 2005
- (5) other games with 2 each
- 1 at Miami, Jan. 10, 1993
- (5) other games with 1 each

Most, Game, Both Teams

- 4 vs. Oakland, Jan. 11, 1981
- at Houston, Jan. 1, 1961
- 3 vs. N.Y. Jets, Jan. 8, 2005
- (3) other games with 3 each
- 2 vs. Indianapolis, Dec. 31, 1995
- (7) other games with 2 each

FIRST DOWNS

Most, Game

- 33 at Miami, Jan. 2, 1982 (OT)
- 29 at Pittsburgh, Jan. 9, 1983
- 28 vs. Miami, Jan. 8, 1995

Most, Game, Opponents

- 29 at Miami, Jan. 16, 1983
- 28 vs. San Francisco, Jan. 29, 1995
- 26 at Pittsburgh, Jan. 9, 1983

Most, Game, Both Teams

- 58 at Miami, Jan. 2, 1982 (OT)
- 55 at Pittsburgh, Jan. 9, 1983
- 48 vs. San Francisco, Jan. 29, 1995

Fewest, Game

- 10 at Miami, Jan. 10, 1993
- 12 vs. Buffalo, Dec. 26, 1965
- 13 at Pittsburgh, Jan. 15, 1995

Fewest, Game, Opponents

- 14 vs. Buffalo, Dec. 26, 1965
- vs. Buffalo, Jan. 5, 1964
- 15 vs. Houston, Dec. 29, 1979
- 17 vs. Miami, Jan. 8, 1995
- (3) other games with 17 each

Fewest, Game, Both Teams

- 26 vs. Buffalo, Dec. 26, 1965
- 28 at Miami, Jan. 10, 1993
- 33 vs. Houston, Dec. 24, 1961

FIRST DOWNS, RUSHING**Most, Game**

- 12 vs. Miami, Jan. 8, 1995
- 11 vs. N.Y. Jets, Jan. 8, 2005
(3) other games with 11 each
- 10 at Miami, Jan. 2, 1982 (OT)

Most, Game, Opponent

- 15 at Miami, Jan. 16, 1983
- 12 at Buffalo, Dec. 26, 1964
- 10 vs. Indianapolis, Dec. 31, 1995
vs. San Francisco, Jan. 29, 1995

Most, Game, Both Teams

- 20 at Miami, Jan. 16, 1983
- 19 at Cincinnati, Jan. 10, 1982
at Buffalo, Dec. 26, 1964
- 17 vs. Indianapolis, Dec. 31, 1995
vs. Boston, Jan. 5, 1964

Fewest, Game

- 3 at Miami, Jan. 10, 1993
- 4 at Pittsburgh, Jan. 15, 1995
- 5 vs. San Francisco, Jan. 29, 1995
(2) other games with 5 each

Fewest, Game, Opponent

- 2 vs. Miami, Jan. 8, 1995
- 3 vs. N.Y. Jets, Jan. 8, 2005
at Miami, Jan. 2, 1982 (OT)
- 4 at Pittsburgh, Jan. 15, 1995
(2) other games with 4 each

Fewest, Game, Both Teams

- 8 at Pittsburgh, Jan. 15, 1995
- 9 vs. Buffalo, Dec. 26, 1965
- 12 at Miami, Jan. 10, 1993
(3) other games with 12 each

FIRST DOWNS, PASSING**Most, Game**

- 21 at Miami, Jan. 2, 1982 (OT)
- 20 vs. Indianapolis, Dec. 31, 1995
- 19 at Pittsburgh, Jan. 9, 1983

Most, Game, Opponent

- 21 at Miami, Jan. 2, 1982 (OT)
- 19 at Pittsburgh, Jan. 9, 1983
- 17 vs. San Francisco, Jan. 29, 1995
at Pittsburgh, Jan. 15, 1995

Most, Game, Both Teams

- 42 at Miami, Jan. 2, 1982
- 38 at Pittsburgh, Jan. 9, 1983
- 31 vs. San Francisco, Jan. 29, 1995

Fewest, Game

- 7 at Miami, Jan. 10, 1993
(4) other games with 7 each
- 8 at Pittsburgh, Jan. 15, 1995
vs. Houston, Dec. 24, 1961
- 9 at Miami, Jan. 16, 1983
(2) other games with 9 each

Fewest, Game, Opponent

- 5 vs. Houston, Dec. 29, 1979
- 8 at Buffalo, Dec. 26, 1964
(2) other games with 8 each
- 9 vs. Indianapolis, Dec. 31, 1995
(3) other games with 9 each

Fewest, Game, Both Teams

- 15 at Buffalo, Dec. 26, 1964
- 16 at Miami, Jan. 10, 1993
(2) other games with 16 each
- 17 vs. Kansas City, Jan. 2, 1993
vs. Boston, Jan. 5, 1964

TOTAL NET YARDS GAINED**Most, Game**

- 601 vs. Boston, Jan. 5, 1964
- 564 at Miami, Jan. 2, 1982 (OT)
- 479 at Pittsburgh, Jan. 9, 1983

Most, Game, Opponent

- 466 at Miami, Jan. 2, 1982 (OT)
- 449 vs. San Francisco, Jan. 29, 1995
- 422 at Pittsburgh, Jan. 9, 1983

Most, Game, Both Teams

- 1,030 at Miami, Jan. 2, 1982 (OT)
- 901 at Pittsburgh, Jan. 9, 1983
- 862 vs. Boston, Jan. 5, 1964

NET YARDS GAINED RUSHING**Most, Game**

- 309 vs. Boston, Jan. 5, 1964
- 202 vs. Miami, Jan. 8, 1995
- 192 vs. Kansas City, Jan. 2, 1993

Most, Game, Opponent

- 219 at Buffalo, Dec. 26, 1964
- 214 at Miami, Jan. 16, 1983
- 178 vs. Indianapolis, Dec. 31, 1995

Most, Game, Both Teams

- 384 vs. Boston, Jan. 5, 1964
- 343 at Buffalo, Dec. 26, 1964
- 323 vs. Indianapolis, Dec. 31, 1995

NET YARDS GAINED PASSING**Most, Game**

- 415 at Miami, Jan. 2, 1982 (OT)
- 351 vs. Oakland, Jan. 11, 1981
- 333 at Pittsburgh, Jan. 9, 1983

Most, Game, Opponent

- 388 at Miami, Jan. 2, 1982 (OT)
- 349 at Pittsburgh, Jan. 15, 1995
- 325 at Pittsburgh, Jan. 9, 1983

Most, Game, Both Teams

- 803 at Miami, Jan. 2, 1982 (OT)
- 658 at Pittsburgh, Jan. 9, 1983
- 603 vs. San Francisco, Jan. 29, 1995






BE A PART OF THE EXCITEMENT. BE A PART OF THE TRADITION. BE A PART OF

BIG SUNDAY

www.chargers.com

YEAR-BY-YEAR STATISTICS, 1960-2003



Keenan McCardell, who will wear 87 this season, joined the Chargers in an October trade from Tampa Bay and caught 31 passes for 393 yards and a touchdown.

2003 FINAL STATISTICS

(4-12 Overall) Fourth-Place in the AFC West

Date	W/L	Score	Opponent	Att.
09/07	L	14-27	@ Kansas City	78,048
09/14	L	13-37	Denver †	65,445
09/21	L	10-24	Baltimore †	52,028
09/28	L	31-34 OT	@ Oakland	54,078
10/05	L	21-27	@ Jacksonville	48,954
10/19	W	26-20	@ Cleveland	73,238
10/27	L	10-26	Miami †*	73,014
11/02	L	7-20	@ Chicago	61,500
11/09	W	42-28	Minnesota †	64,738
11/16	L	8-37	@ Denver	75,217
11/23	L	27-34	Cincinnati †	52,069
11/30	L	24-28	Kansas City †	57,671
12/07	W	14-7	@ Detroit	61,544
12/14	L	21-38	Green Bay †	64,978
12/21	L	24-40	@ Pittsburgh	52,527
12/28	W	21-14	Oakland †	62,222

† Local Television Blackout Lifted
* Game Played at Arizona's Sun Devil Stadium

Team Statistics	Chargers	Opponents
TOTAL FIRST DOWNS	290	326
Rushing	117	124
Passing	146	178
Penalty	27	24
Third Down: Made/Att.	62/197	97/231
Third Down Pct.	31.5	42.0
Fourth Down: Made/Att.	10/19	10/18
Fourth Down Pct.	52.6	55.6
TOTAL NET YARDS	5167	5593
Avg. Per Game	322.9	349.6
Total Plays	971	1072
Avg. Per Play	5.3	5.2
NET YARDS RUSHING	2146	2218
Avg. Per Game	134.1	138.6
Total Rushes	417	518
NET YARDS PASSING	3021	3375
Avg. Per Game	188.8	210.9
Sacked/Yards Lost	29/205	30/200
Gross Yards	3226	3575
Attempts/Completions	525/297	524/322
Completion Pct.	.566	.615
Had Intercepted	19	13
PUNTS/AVERAGE	83/41.6	74/42.7
NET PUNTING AVG.	83/36.0	74/36.4
PENALTIES/YARDS	126/1016	110/1006
FUMBLES/BALL LOST	20/12	22/7
TOUCHDOWNS	38	52
Rushing	21	36
Passing	1	5
Returns	1	5
TIME OF POSSESSION	27:52	32:08

Score by Quarters	Q1	Q2	Q3	Q4	OT	PTS.
Chargers	60	86	50	117	0	313
Opponents	121	140	60	117	3	441

Scoring	TD	RU	PA	RT	PAT	FG	S	PTS.
Tomlinson	17	13	4	0	0/0	0/0	0	102
Christie	0	0	0	0	36/36	15/20	0	81
Boston	7	0	7	0	0/0	0/0	0	44
E. Parker	3	0	3	0	0/0	0/0	0	18
Flutie	2	2	0	0	0/0	0/0	0	12
Gates	2	0	2	0	0/0	0/0	0	12
Osgood	2	0	2	0	0/0	0/0	0	12
Brees	1	0	1	0	0/0	0/0	0	6
Lassiter	1	0	0	1	0/0	0/0	0	6
Neal	1	1	0	0	0/0	0/0	0	6
Norman	1	0	1	0	0/0	0/0	0	6
Peelle	1	0	1	0	0/0	0/0	0	6
Alexander	0	0	0	0	0/0	0/0	0	2
Chargers	38	16	21	1	36/36	15/20	0	313
Opponents	53	12	36	5	52/53	23/26	1	441

2-Pt. Conversions: Alexander, Boston, Chargers 2-2, Opponents 0-0

Sacks: Scott 6.5, Dingle 6.0, R. Johnson 4.0, Leber 3.0, Wiley 3.0, Moreno 2.0, Cooper 1.0, Fisk 1.0, Leverette 1.0, Williams 1.0, Wilson 1.0, Edwards 0.5, Chargers 30.0, Opponents 29.0

Special Teams Tackles (solo-ast-total): Chatman 16-0-16, Polk 14-2-16, Osgood 5-1-9, Kiel 7-2-9, Cooper 8-0-8, Binn 7-1-8, House 7-1-8, Pinnock 5-0-5, Johnson 3-2-5, Florence 4-0-4, Gates 4-0-4, Bennett 2-0-2, Maltos 2-0-2, Peelle 2-0-2, Ross 2-0-2, Wilhelm 2-0-2, Christie 1-0-1, Fox 1-0-1, Norman 1-0-1, Scifers 1-0-1, Wilson 1-0-1

Passing	Att.	Comp.	Yds.	Comp.%	Yds./Att.
Brees	356	205	2108	.576	5.92
Flutie	167	91	1097	.545	6.57
Bennett	1	0	0	0.00	0.00
Tomlinson	1	0	21	100.0	21.00
Chargers	525	297	3226	.566	6.14
Opponents	524	322	3575	.615	6.82

Rushing	No.	Yds.	Avg.	Long	TD
Tomlinson	313	1645	5.3	73†	13
Flutie	33	168	5.1	17	2
Dwight	9	88	9.8	20	0
Brees	21	84	4.0	18	0
Neal	18	40	2.2	7	1
Caldwell	5	39	7.8	14	0
L. Johnson	4	26	6.5	18	0
E. Parker	3	21	7.0	13	0
Boston	3	18	6.0	13	0
Chatman	8	17	2.1	6	0
Chargers	417	2146	5.1	73†	16
Opponents	518	2218	4.3	58	12

Receiving	No.	Yds.	Avg.	Long	TD
Tomlinson	100	725	7.3	73†	4
Boston	70	890	12.6	46†	7
Gates	24	389	16.2	48	2
E. Parker	18	244	13.6	33†	3
Peelle	16	133	8.3	24	1
Neal	16	62	3.9	11	0
Dwight	14	193	13.8	32	0
Osgood	13	278	21.4	57†	2
Caldwell	8	80	10.0	37	0
Gilliam	6	95	15.8	15	0
Norman	6	72	12.0	21†	1
Chatman	5	54	10.8	23	0
Brees	1	21	21.0	21†	1
Chargers	297	3226	10.9	73†	21
Opponents	322	3575	11.1	60†	36

Interceptions	No.	Yds.	Avg.	Long	TD
Jammer	4	6	1.5	6	0
Davis	2	48	24.0	41	0
Edwards	2	27	13.5	15	0
Kiel	2	15	7.5	15	0
Lassiter	1	38	38.0	38†	1
Cooper	1	25	25.0	25	0
Wilson	1	-2	-2.0	-2	0
Chargers	13	157	12.1	41	1
Opponents	19	196	10.3	32	1

Punting	No.	Yds.	Avg.	Net	TB	I-20	Lg.	B.
Bennett	82	3436	41.9	36.2	3	28	56	0
Christie	1	20	20.0	0	0	1	20	0
Chargers	83	3456	41.6	36.0	3	29	56	0
Opponents	74	3162	42.7	36.4	4	16	73	0

Punt Returns	Ret.	FC	Yds.	Avg.	Lg.	TD
L. Johnson	24	5	184	7.7	21	0
E. Parker	23	2	207	9.0	49	0
Dwight	2	2	0	0.0	2	0
Chargers	49	9	391	8.0	49	0
Opponents	38	20	409	10.8	80†	2

Kickoff Returns	Ret.	Yds.	Avg.	Long	TD
L. Johnson	50	1151	23.0	60	0
Dwight	22	488	22.2	32	0
Florence	4	47	11.8	24	0
Chatman	2	31	15.5	23	0
Pinnock	2	50	25.0	41	0
Carson TM	1	13	13.0	13	0
Neal	1	1	1.0	1	0
Scott	1	9	9.0	9	0
Chargers	84	1804	21.5	60	0
Opponents	67	1437	21.4	85†	1

Field Goals	1-19	20-29	30-39	40-49	50+
Christie	1/1	6/6	3/3	3/7	2/3
Chargers	1/1	6/6	3/3	3/7	2/3
Opponents	0/0	5/6	5/6	12/13	3/6

(1) (19G, 25G) (24G, 50G) (32G) () (44G, 50G, 43N, 42G, 32G) (51G) (46N) () () (48G, 26G) (40B, 48B, 21G) () (20G, 26G) (31G) ()

Defensive Tackles (solo-ast-total-pd-ff-fr): Edwards 124-38-162-9-1-0, Moreno 78-17-95-4-1-2, Wilson 39-19-82-8-3-0, Leber 64-11-75-1-1-0, Jammer 57-14-71-13-0-1, Kiel 52-7-59-4-0-0, Lassiter 51-8-59-11-4-0, Davis 45-13-58-10-0-0, Williams 41-10-51-0-0-1, Wiley 38-13-51-4-2-1, Dingle 31-6-37-1-2-1, Williams 24-9-33-1-1-0, Leverette 17-6-23-0-0-0, Fox 18-4-22-2-0-0, Scott 14-4-18-1-0-0, Florence 16-0-16-2-0-0, Johnson 12-1-13-0-2-0, Cooper 5-3-8-1-0-0, Polk 5-1-6-0-0-0, Salave'a 2-3-5-1-0-0, House 3-0-3-4-0-0, Cody 2-1-3-0-0-0, Cesaire 1-2-3-0-0-0, Carson 2-0-2-1-0-0, Hand 2-0-2-0-0-0

TD	TD%	Int.	Int. %	Long	Sack/Lost	Rating
11	.031	15	.042	68†	21/178	67.5
9	.054	4	.024	73†	8/27	82.8
0	0.00	0	0.00	0	0	39.6
1	100.0	0	0.00	21†	0	158.3
21	.040	19	.036	73†	29/205	73.1
36	.069	13	.025	60†	30/200	94.3

2002 FINAL STATISTICS

(8-8 Overall) Third-Place in the AFC West

Date	W/L	Score	Opponent	Att.
09/08	W	34-6	@ Cincinnati	53,705
09/15	W	24-3	Houston †	56,098
09/22	W	23-15	@ Arizona	28,980
09/29	W	21-14	New England †	66,463
10/06	L	9-26	@ Denver	75,065
10/13	W	35-34	Kansas City †	58,995
10/20	W	27-21 OT	@ Oakland	60,974
11/03	L	13-44	New York Jets †	59,772
11/10	L	24-28	@ St. Louis	66,093
11/17	W	20-17 OT	San Francisco †	67,161
11/24	L	3-30	@ Miami	73,138
12/01	W	30-27 OT	Denver †	66,357
12/08	L	7-27	Oakland †	67,968
12/15	L	13-20	@ Buffalo	61,838
12/22	L	22-24	@ Kansas City	77,899
12/29	L	28-31 OT	Seattle †	52,159

† Local Television Blackout Lifted

Team Statistics	Chargers	Opponents
TOTAL FIRST DOWNS	313	326
Rushing	117	91
Passing	166	205
Penalty	30	30
Third Down: Made/Ait.	78/210	83/218
Third Down Pct.	.371	.381
Fourth Down: Made/Ait.	4/12	7/11
Fourth Down Pct.	.333	.636
TOTAL NET YARDS	5325	6034
Avg. Per Game	332.8	377.1
Total Plays	1028	1056
Avg. Per Play	5.2	5.7
NET YARDS RUSHING	2137	1739
Avg. Per Game	133.6	108.7
Total Rushes	466	410
NET YARDS PASSING	3188	4295
Avg. Per Game	199.3	268.4
Sacked/Yards Lost	24/180	39/231
Gross Yards	3368	4526
Attempts/Completions	538/324	607/375
Completion Pct.	.602	.618
Had Intercepted	16	17
PUNTS/AVERAGE	89/39.8	83/40.1
NET PUNTING AVG.	89/34.3	83/33.2
FUMBLE/YARDS	100/805	103/854
FUMBLES/BALL LOST	16/8	16/10
TOUCHDOWNS	40	43
Rushing	19	15
Passing	17	26
Returns	4	2
TIME OF POSSESSION	29:57	30:03

Score by Quarters	Q1	Q2	Q3	Q4	OT	PTS.
Chargers	61	109	63	88	12	333
Opponents	103	86	65	110	3	367

Scoring	TD	RU	PA	RT	PAT	FG	S	PTS.
Tomlinson	15	14	1	0	0/0	0/0	0	90
Christie	0	0	0	0	35/36	18/26	0	89
Conway	7	2	5	0	0/0	0/0	0	42
Caldwell	3	0	3	0	0/0	0/0	0	20
Dwight	3	1	2	0	0/0	0/0	0	18
McCrary	3	0	3	0	0/0	0/0	0	18
Edwards	2	0	0	2	0/0	0/0	0	12
Alexander	1	0	1	0	0/0	0/0	0	6
Brees	1	1	0	0	0/0	0/0	0	6
Fletcher	1	1	0	0	0/0	0/0	0	6
Johnson	1	0	0	1	0/0	0/0	0	6
McNeil	1	0	0	1	0/0	0/0	0	6
Norman	1	0	1	0	0/0	0/0	0	6
E. Parker	1	0	1	0	0/0	0/0	0	6
Chargers	40	19	17	4	25/26	18/26	1	333
Opponents	43	15	26	2	42/42	21/31	1	367

2-Pt. Conversions: Caldwell, Chargers 1-3, Opponents 1-1

Sacks: Johnson 6.5, Wiley 6.0, Leber 5.0, Dingle 4.0, Carson 3.5, Fisk 3.0, J. Williams 2.5, Harrison 2.0, Molden 2.0, Scott 2.0, Seau 1.5, Polk 1.0, **Chargers 39.0**, Opponents 24.0

Special Teams Tackles (solo-ast-total): Polk 13-0-13, Goodspeed 11-1-12, Moreno 8-3-11, Ruff 10-0-10, Peelle 7-0-7, Beckett 5-0-5, Chatman 4-0-4, Lyle 3-1-4, Cody 3-0-3, Leber 3-0-3, Sanchez 3-0-3, Janner 2-1-3, Bennett 2-0-2, Caldwell 2-0-2, Christie 2-0-2, Fletcher 2-0-2, Jenkins 2-0-2, McCrary 2-0-2, Binn 1-1-2, Norman 1-1-2, Fox 1-0-1, Richey 1-0-1

Passing	Att.	Comp.	Yds.	Comp. %	Yds./Att.
Brees	526	320	3284	.608	6.24
Flutie	11	3	64	.273	5.82
Caldwell	1	1	20	1.000	20.00
Chargers	538	324	3368	.602	6.26
Opponents	607	375	4526	.618	7.46

Rushing	No.	Yds.	Avg.	Long	TD
Tomlinson	372	1683	4.5	76	14
Brees	38	130	3.4	15	1
Fletcher	26	128	4.9	15	1
Dwight	12	108	9.0	20	1
Conway	7	53	7.6	22	2
Chatman	6	19	3.2	11	0
Caldwell	2	9	4.5	6	0
Flutie	1	6	6.0	6	0
McCrary	2	1	0.5	2	0
Chargers	466	2137	4.6	76	19
Opponents	410	1739	4.2	61	15

Receiving	No.	Yds.	Avg.	Long	TD
Tomlinson	79	489	6.2	30	1
Conway	57	852	14.9	52	5
Dwight	50	623	12.5	42	2
Alexander	45	510	11.3	32	1
Caldwell	22	208	9.5	26	3
McCrary	22	96	4.4	25	3
E. Parker	17	268	15.8	31	1
Norman	16	201	12.6	29	1
Fletcher	10	62	6.2	13	0
Chatman	3	44	14.7	25	0
Peelle	3	15	5.0	10	0
Chargers	324	3368	10.4	52	17
Opponents	375	4526	12.1	91	26

Interceptions	No.	Yds.	Avg.	Long	TD
Edwards	5	95	19.0	46	1
Molden	3	9	3.0	8	0
Lyle	2	26	13.0	26	0
Harrison	2	2	1.0	2	0
Wiley	1	40	40.0	40	0
Fox	1	25	25.0	25	0
Seau	1	25	25.0	25	0
McNeil	1	16	16.0	16	0
Moreno	1	8	8.0	8	0
Chargers	17	246	14.5	46	1
Opponents	16	204	12.8	45	1

Punting	No.	Yds.	Avg.	Net	TB	I-20	Lg.	B
Bennett	87	3540	40.7	34.3	6	31	63	2
Chargers	89	3540	39.8	34.3	6	31	63	2
Opponents	83	3332	40.1	33.2	13	16	61	1

Punt Returns	Ret.	FC	Yds.	Avg.	Lg.	TD
Dwight	19	11	231	12.2	37	0
Vanover	16	4	86	5.4	16	0
Caldwell	2	0	-2	-1.0	0	0
Chargers	37	15	315	8.5	37	0
Opponents	36	28	369	10.3	52	1

Kickoff Returns	Ret.	Yds.	Avg.	Long	TD
Jenkins	40	925	23.1	56	0
Vanover	14	323	23.1	39	0
Caldwell	9	220	24.4	39	0
Dwight	8	166	20.8	26	0
Carson	1	14	14.0	14	0
Fletcher	1	26	26.0	22	0
Chargers	73	1670	22.9	56	0
Opponents	53	1059	20.0	65	0

Field Goals	1-19	20-29	30-39	40-49	50+
Christie	0/0	8/8	5/6	4/9	1/3
Chargers	0/0	8/8	5/6	4/9	1/3
Opponents	0/0	9/10	6/6	3/9	3/6

Christie (28G, 27G) (36G) (50N) (50B) (24G) () () () (41G) (44B, 36G, 40G) (38G, 42N) (42N, 20G, 40G, 49N, 38B, 27G) () (39G, 44N, 53G) (30G, 49G, 24G) (26G, 29G)

Defensive Tackles (solo-ast-total-pd-ft-fr): Edwards 100-29-129-11-0-1, Harrison 69-19-88-8-2-0, Seau 60-24-84-7-1-0, McNeil 72-7-79-12-0-4, Molden 68-11-79-9-2-2, Janner 56-8-64-10-0-0, Leber 40-9-49-1-3-0, Johnson 31-9-40-1-0-1, Fisk 28-10-38-0-0-0, Wiley 31-5-36-5-1-0, Beckett 32-2-34-2-1-0, Moreno 28-4-32-1-0-0, Carson 22-9-31-3-0-1, Lyle 23-4-27-2-1-0, Dingle 24-1-25-0-0-1, Williams 20-4-24-2-1-0, Fox 17-6-23-3-0-0, Scott 8-0-8-2-1-0, Ruff 4-0-4-0-0-0, Sanchez 4-0-4-0-0-0, Cody 3-1-4-0-0-0, Polk 3-1-4-0-0-0, Wilson 3-0-3-0-0-0, Binn 0-1-1-0-0-0

TD	TD%	Int.	Int. %	Long	Sack/LO	Rating
17	.032	16	.030	521	24/180	76.9
0	.000	0	.000	47	0/0	51.3
0	.000	0	.000	20	0/0	118.8
Chargers	17	.032	16	.030	521	24/180
Opponents	26	.043	17	.028	991	39/231

YEAR-BY-YEAR STATISTICS

2000 FINAL STATISTICS

(1-15 Overall) Fifth-Place in the AFC West

Date	W/L	Score	Opponent	Att.
09/03	L	6-9	@ Oakland	56,373
09/10	L	27-28	New Orleans †	51,300
09/17	L	10-42	@ Kansas City	77,604
09/24	L	12-20	Seattle †	47,233
10/01	L	31-57	@ St. Louis	66,010
10/08	L	7-21	Denver †	56,079
10/15	L	24-27 OT	@ Buffalo	72,351
10/29	L	13-15	Oakland †	66,659
11/02	L	15-17	@ Seattle	59,884
11/09	L	7-17	Miami †	56,896
11/19	L	37-38	@ Denver	75,218
11/26	W	17-16	Kansas City †	47,228
12/03	L	17-45	San Francisco †	57,255
12/10	L	3-24	@ Baltimore	68,805
12/17	L	22-30	@ Carolina	72,159
12/24	L	21-34	Pittsburgh †	50,809

† Local Television Blackout Lided

Team Statistics	Chargers	Opponents
TOTAL FIRST DOWNS	251	312
Rushing	83	76
Passing	156	195
Penalty	32	41
Third Down: Made/Att.	72/219	91/242
Third Down Pct.	.329	.376
Fourth Down: Made/Att.	3/14	5/9
Fourth Down Pct.	.214	.556
TOTAL NET YARDS	4300	4959
Avg. Per Game	268.8	309.9
Total Plays	982	1061
Avg. Per Play	4.4	4.7
NET YARDS RUSHING	1062	1422
Avg. Per Game	66.4	88.9
Total Rushes	351	470
NET YARDS PASSING	3238	3537
Avg. Per Game	202.4	221.1
Sacked/Yards Lost	53/302	39/249
Gross Yards	3540	3786
Attempts/Completions	578/311	552/326
Completion Pct.	.539	.591
Had Intercepted	30	16
PUNTS/AVERAGE	92/46.2	91/41.5
NET PUNTING AVG.	36.2	36.4
PENALTIES/YARDS	121/1036	106/851
FUMBLES/BALL LOST	38/20	17/6
TOUCHDOWNS	31	50
Rushing	7	10
Passing	19	33
Returns	5	7
TIME OF POSSESSION	28:08	31:52

Score by Quarters	Q1	Q2	Q3	Q4	OT	PTS.
Chargers	58	99	60	52	0	269
Opponents	77	128	110	122	3	440

Scoring	TD	RU	PA	RT	PAT	FG	S	PTS
Carney	0	0	0	0	27/27	18/25	0	81
Conway	5	0	5	0	0/0	0/0	0	30
F. Jones	4	3	1	0	0/0	0/0	0	24
Fletcher	4	0	4	0	0/0	0/0	0	24
Chancey	2	2	0	0	0/0	0/0	0	12
Fazande	2	2	0	0	0/0	0/0	0	12
McCrary	2	0	2	0	0/0	0/0	0	12
Dixon	1	0	0	1	0/0	0/0	0	6
Dumas	1	0	0	1	0/0	0/0	0	6
Gaylor	1	0	1	0	0/0	0/0	0	6
Harrison	1	0	0	1	0/0	0/0	0	6
Heiden	1	0	1	0	0/0	0/0	0	6
R. Jenkins	1	0	0	1	0/0	0/0	0	6
Turner	1	0	0	1	0/0	0/0	0	6
Fontenot	0	0	0	0	0/0	1	2	2
Chargers	31	7	19	5	27/27	18/25	1	269
Opponents	50	10	33	7	46/46	30/34	1	440

2-Pt. Conversions: Chargers 0-4, Opponents 1-4

Sacks: Parrella 7.0, Harrison 6.0, Mickell 6.0, Dixon 5.0, Fontenot 4.0, Seau 3.5, Dingle 2.5, Beckett 1.0, Dumas 1.0, Lewis 1.0, Rusk 1.0, Williams 1.0, **Chargers 39.0, Opponents 53.0**

Special Teams Tackles (solo-ast-total): Tovar 11-1-12, McCrary 11-0-11, Beckett 10-0-10, Turner 9-0-9, Taylor 8-1-9, Rusk 8-0-8, Heiden 7-0-7, Humphrey 6-1-7, Bynum 5-0-5, Darden 5-0-5, Davis 4-0-4, Reeves 3-1-4, Binn 3-0-3, Fletcher 3-0-3, R. Jenkins 3-0-3, Ruff 3-0-3, Jackson 2-0-1-3, Bennett 1-0-1, Brown 1-0-1, Hatcher 1-0-1, Denton 1-0-1

Passing	Att.	Comp.	Yds.	Comp. %	Yds./Att.
Leaf	322	161	1883	.500	5.85
Harbaugh	202	123	1416	.609	7.01
Moreno	53	27	241	.509	4.55
Chancey	1	0	0	.000	0.00
Chargers	578	311	3540	.538	6.12
Opponents	552	326	3786	.591	6.86

Rushing	No.	Yds.	Avg.	Long	TD
Fletcher	116	384	3.3	21	3
Fazande	119	368	3.1	26	2
Chancey	42	141	3.4	14	0
Leaf	28	54	1.9	14	0
Conway	3	31	10.3	13	0
Bynum	7	26	3.7	9	0
Harbaugh	16	24	1.5	7	0
Moreno	5	20	4.0	13	0
McCrary	7	8	1.1	4	0
R. Jenkins	8	6	0.8	4	0
Chargers	351	1062	3.0	26	7
Opponents	470	1422	3.0	49	10

Receiving	No.	Yds.	Avg.	Long	TD
F. Jones	71	766	10.8	44	5
J. Graham	55	907	16.5	83	4
Conway	53	712	13.4	68	5
Fletcher	48	355	7.4	26	1
R. Jones	22	253	11.5	34	0
McCrary	18	141	7.8	19	2
Fazande	16	104	6.5	17	0
Gaylor	13	182	14.0	62	1
Heiden	6	32	5.3	10	1
Ricks TM	3	35	11.7	23	0
Bynum	2	13	6.5	7	0
Jacquet	1	25	25.0	25	0
Davis	1	8	8.0	8	0
Chancey	1	6	6.0	6	0
R. Jenkins	1	1	1.0	1	0
Chargers	311	3540	11.4	83	19
Opponents	326	3786	11.6	68	33

Interceptions	No.	Yds.	Avg.	Long	TD
Harrison	6	97	16.2	63	1
Seau	2	2	1.0	2	0
Turner	1	75	75.0	75	1
Dumas	1	56	56.0	56	1
Dixon	1	36	36.0	36	1
Ruff	1	18	18.0	18	0
D. Jenkins	1	16	16.0	16	0
Beckett	1	7	7.0	7	0
Lewis	1	6	6.0	6	0
Brown	1	0	0.0	0	0
Chargers	16	313	19.6	75	4
Opponents	30	515	17.2	69	3

Punting	No.	Yds.	Avg.	Net	TB	I-20	Lg.	B
Bennett	92	4248	46.2	36.2	10	23	66	0
Chargers	92	4248	46.2	36.2	10	23	66	0
Opponents	91	3780	41.5	36.4	10	32	68	1

Punt Returns	Ret.	FC	Yds.	Avg.	Lg.	TD
Jacquet TM	30	8	211	7.0	35	0
R. Jones	9	3	53	5.9	17	0
J. Graham	3	6	7	2.3	7	0
Dumas	1	0	1	1.0	1	0
D. Jenkins	1	0	0	0.0	0	0
Chargers	44	17	272	6.2	35	0
Opponents	51	10	722	14.2	64	1

Kickoff Returns	Ret.	Yds.	Avg.	Long	TD
R. Jenkins	67	1531	22.9	93	1
Bynum	13	242	18.6	39	0
D. Graham	1	0	0.0	0	0
Jacox	1	8	8.0	8	0
R. Jones	1	11	11.0	11	0
Chargers	83	1792	21.6	93	1
Opponents	61	1471	24.1	98	1

Field Goals	1-19	20-29	30-39	40-49	50+
Carney	1/1	3/3	5/7	7/10	2/4
Chargers	1/1	3/3	5/7	7/10	2/4
Opponents	1/1	13/13	10/11	4/7	2/2

Defensive Tackles (solo-ast-total-pd-ft-fr): Harrison 101-26-127-17-1-0, Seau 103-19-122-11-1-0, Dumas 64-11-75-6-0-0, Ruff 54-14-68-5-0-1, Parrella 54-11-65-6-1-0, Dixon 53-9-62-6-0-1, D. Jenkins 50-5-55-0-0, Williams 46-7-53-1-1-0, Beckett 28-11-39-2-0-0, Brown 28-7-35-10-0-0, Mickell 34-1-35-1-2-0, Lewis 28-2-30-4-1-1, Fontenot 21-4-25-1-1-0, Dingle 15-1-16-2-0-0, Darden 13-2-15-0-0-0, Mohring 9-2-11-0-0-0, Jackson 9-0-9-0-0-0, Turner 8-0-8-1-0-0, Tovar 5-2-7-0-0-0, Smith 5-1-6-1-0-0, Rusk 5-0-5-0-0-0, Denton 3-0-3-1-0-0, Hatcher 3-0-3-0-0-0, Taylor 3-0-3-0-0-0, Carson 2-0-2-0-0-0, Simpson 2-0-2-0-0-1, Harvey 1-0-1-0-0-0, Humphrey 1-0-1-0-0-0

TD	TD%	Int.	Int%	Long	Sack/Lost	Rating
11	.034	18	.058	83	31/155	74.6
8	.040	10	.050	62	14/96	76.2
0	.000	2	.038	26	8/51	47.8
0	.000	0	.000	0	0/0	39.6
19	.033	30	.052	83	53/302	61.8
33	.060	16	.029	68	39/249	87.7

YEAR-BY-YEAR STATISTICS

1999 FINAL STATISTICS

(8-8 Overall) Third-Place in the AFC West

Date	W/L	Score	Opponent	Att.
09/19	W	34-7	@ Cincinnati	47,660
09/26	L	19-27	Indianapolis	56,942
10/03	W	21-14	Kansas City †	58,099
10/10	W	20-10	@ Detroit	61,481
10/17	W	13-10	Seattle †	59,432
10/24	L	3-31	Green Bay †	68,274
10/31	L	0-34	@ Kansas City	78,473
11/07	L	17-33	Denver †	61,204
11/14	L	9-23	@ Oakland	43,353
11/21	L	20-23 OT	Chicago †	56,055
11/28	L	27-35	@ Minnesota	64,232
12/05	W	23-10	Cleveland †	53,147
12/12	W	19-16	@ Seattle	66,318
12/19	L	9-12	@ Miami	73,765
12/26	W	23-20	Oakland †	63,846
01/02	W	12-6	@ Denver	69,278

† Local Television Blackout Lifted

Team Statistics		Chargers	Opponents
TOTAL FIRST DOWNS			
Rushing		69	77
Passing		171	181
Penalty		22	21
Third Down: Made/Att.		89/242	84/229
Third Down Pct.		36.8	36.7
Fourth Down: Made/Att.		6/14	6/11
Fourth Down Pct.		42.9	54.5
TOTAL NET YARDS			
Avg. Per Game		286.8	306.6
Total Plays		1039	1022
Avg. Per Play		4.4	4.8
NET YARDS RUSHING			
Avg. Per Game		124.6	132.1
Total Rushes		410	432
NET YARDS PASSING			
Avg. Per Game		208.9	224.0
Sacked/Yards Lost		46/284	41/263
Gross Yards		3627	3847
Attempts/Completions		583/332	549/315
Completion Pct.		56.9	57.4
Had Intercepted		24	15
PUNTS/AVERAGE			
NET PUNTING AVG.		89/43.9	85/40.5
PENALTIES/YARDS		38/7	35/2
FUMBLES/BALL LOST		104/823	117/909
TOUCHDOWNS		25/34	30/32
Rushing		10	8
Passing		12	24
Returns		3	2
TIME OF POSSESSION			
		30:00	30:00

Score by Quarters	Q1	Q2	Q3	Q4	OT	PTS.
Chargers	40	112	46	71	0	269
Opponents	91	80	93	49	3	316

Scoring	TD	RU	PA	RT	PAT	FG	S	PTS.
Carney	0	0	0	0	22/23	31/36	0	115
Means	5	4	1	0	0/0	0/0	0	30
Stephens	4	3	1	0	0/0	0/0	0	24
Bynum	3	1	2	0	0/0	0/0	0	18
Fazande	2	2	0	0	0/0	0/0	0	12
J. Graham	2	0	2	0	0/0	0/0	0	12
F. Jones	2	0	2	0	0/0	0/0	0	12
Lewis	2	0	0	2	0/0	0/0	0	12
Davis	1	0	1	0	0/0	0/0	0	6
Dixon	1	0	0	1	0/0	0/0	0	6
C. Jones	1	0	1	0	0/0	0/0	0	6
McCrary	1	0	1	0	0/0	0/0	0	6
Penn	1	0	1	0	0/0	0/0	0	6
Ricks	0	0	0	0	0/0	0/0	2	2
Chargers	25	10	12	3	22/23	31/36	1	269
Opponents	34	8	24	2	34/34	26/38	0	316

2-Pt. Conversions: Ricks, Chargers 1-2, Opponents 0-0

Sacks: Johnson 10.5, Parrella 5.5, Fontenot 5.0, Dixon 4.0, Hand 4.0, Seau 3.5, Dumas 2.0, Mohring 2.0, Bush 1.0, Harrison 1.0, Simien 1.0, Williams 1.0, Harden 0.5, **Chargers 41.0**, Opponents 45.0

Special Teams Tackles (solo-ast-total): McCrary 15-0-15, Fusk 13-0-13, Ruff 11-1-12, Hamilton 8-2-10, Turner 9-0-9, Davis 6-3-9, Bynum 7-0-7, Reeves 5-1-6, Dixon 4-0-4, Stephens 4-0-4, Shaw 3-1-4, Perry 3-0-3, Blinn 2-0-2, Carney 2-0-2, Fletcher 2-0-2, Heiden 2-0-2, Reed 2-0-2, Jackson 1-1-2, Bennett 1-0-1, Brown 1-0-1, Harrison 1-0-1, Penn 1-0-1, Simien 1-0-1, Spencer 1-0-1

Passing	Att.	Comp.	Yds.	Comp. %	Yds./Att.
Harbaugh	434	249	2761	.574	6.36
Kramer	141	78	788	.553	5.59
Moreno	7	5	78	.714	11.14
Ricks	1	0	0	.000	0.00
Reed	0	0	0	.000	0.00
Chargers	583	332	3627	.569	6.22
Opponents	549	315	3847	.574	7.01

Rushing	No.	Yds.	Avg.	Long	TD
Fazande	91	365	4.0	54	2
Bynum	92	287	3.1	25	1
Means	112	277	2.5	15	4
Fletcher	48	126	2.6	16	0
Harbaugh	34	126	3.7	16	0
Stephens	24	61	2.5	9	3
Ricks	2	11	5.5	7	0
Kramer	5	1	0.2	3	0
Bennett	1	0	0.0	0	0
C. Jones	1	-8	-8.0	-8	0
Chargers	410	1246	3.0	54	10
Opponents	432	1321	3.1	26	8

Receiving	No.	Yds.	Avg.	Long	TD
J. Graham	57	968	17.0	54	2
F. Jones	56	670	12.0	36	2
Fletcher	45	360	8.0	25	0
Ricks	40	429	10.7	50	0
McCrary	37	201	5.4	38	1
Stephens	18	133	7.4	22	1
Penn	17	257	15.1	43	1
Bynum	16	209	13.1	80	2
Davis	12	137	11.4	46	1
C. Jones	10	90	9.0	44	1
Means	9	51	5.7	12	1
Still TM	8	96	12.0	28	0
Pupunu	4	17	4.3	11	0
Seau	2	8	4.0	6	0
Reed	1	1	1.0	1	0
Chargers	332	3627	10.9	80	12
Opponents	315	3847	12.2	81	24

Interceptions	No.	Yds.	Avg.	Long	TD
Lewis	4	9	2.3	5	0
Spencer	4	1	0.3	1	0
Dumas	2	92	46.0	68	0
Dimry	2	1	0.5	1	0
Seau	1	16	16.0	16	0
Simien	1	4	4.0	4	0
Harrison	1	0	0.0	0	0
Chargers	15	123	8.2	68	0
Opponents	24	196	8.2	38	1

Punting	No.	Yds.	Avg.	Net	TB	I-20	Lg.	B
Bennett	89	3910	43.9	38.7	6	32	60	0
Chargers	89	3910	43.9	38.7	6	32	60	0
Opponents	85	3439	40.5	35.2	8	22	64	2

Punt Returns	Ret.	FC	Yds.	Avg.	Lg.	TD
Penn	21	19	148	7.0	18	0
C. Jones	9	6	93	10.3	33	0
Reed	3	0	49	16.3	21	0
Turner	1	0	0	0.0	0	0
Chargers	34	25	290	8.5	33	0
Opponents	41	21	343	8.4	28	0

Kickoff Returns	Ret.	Yds.	Avg.	Long	TD
Bynum	37	78	2.1	17	0
Stephens	18	335	18.6	28	0
Fletcher	7	112	16.0	22	0
Reed	5	72	14.4	21	0
McCrary	1	4	4.0	4	0
Still	1	0	0.0	0	0
Chargers	69	1312	19.0	37	0
Opponents	67	1550	23.1	49	0

Field Goals	1-19	20-29	30-39	40-49	50+
Carney	2/2	13/13	6/8	9/12	1/1
Chargers	2/2	13/13	6/8	9/12	1/1
Opponents	0/0	7/7	9/13	7/12	3/6

Carney (27G, 23G, 21G, 42G) (50G) () (33G, 24G, 47N) (42N, 28G, 41G) (28G) () (46G) (39G) (28G, 38B, 28G) (40G, 40G) (44G, 19G, 30G) (33G, 42G, 28G, 41G) (23G, 22G, 31G, 36N) (48G, 19G, 37G) (25G, 28G, 46N)

Defensive Tackles (solo-ast-total-pd-ff-ir): Seau 75-24-99-9-11, Dumas 60-21-81-7-0-0, Hand 41-14-55-3-0-0, Parrella 44-8-53-0-3-0, Jackson 42-9-51-5-0-1, Spencer 40-8-48-16-0-0, Bush 40-4-44-2-0-1, Lewis 35-5-41-12-0-2, Johnson 33-8-41-0-5-1, Harrison 30-11-41-8-1-0, Hill 26-13-39-0-1-0, Fontenot 26-8-34-0-0-1, Dimry 32-1-33-7-0-0, Dixon 25-8-33-3-1-1, Brown 29-2-31-2-1-0, Perry 21-5-26-0-0-1, Williams 22-4-26-2-0-0, Shaw 21-3-24-3-0-0, Mohring 13-1-14-0-0-0, Simien 7-1-8-1-0-1, Turner 6-2-8-0-0-0, Hamilton 5-3-8-1-0-0, Ruff 5-2-7-1-0-0, Mims 5-1-6-0-0-0, Rusk 4-1-5-1-0-0, Harden 0-1-1-0-0-0

TD	TD %	Int.	Int. %	Long	Sack/Lost	Rating
10	.023	14	.032	80	37/208	70.6
2	.014	10	.021	41	7/62	46.6
0	.000	0	.000	45	1/3	57.0
0	.000	0	.000	0	0/0	39.6
0	.000	0	.000	0	1/11	0.0
12	.021	24	.041	80	46/284	65.2
24	.044	15	.027	81	41/263	82.3

1998 FINAL STATISTICS

(5-11 Overall) Fifth-Place in the AFC West

Date	W/L	Score	Opponent	Att.
09/06	W	16-14	Buffalo †	64,037
09/13	W	13-7	@ Tennessee	41,089
09/20	L	7-23	@ Kansas City	73,730
09/27	L	16-34	New York Giants	55,672
10/04	L	12-17	@ Indianapolis	51,988
10/11	L	6-7	@ Oakland	42,467
10/18	W	13-10	Philadelphia †	56,967
10/25	L	20-27	Seattle †	58,512
11/08	L	10-27	@ Denver	74,925
11/15	W	14-13	Baltimore †	54,388
11/22	W	38-37	Kansas City †	59,894
11/29	L	16-31	Denver †	66,532
12/06	L	20-24	@ Washington	85,713
12/13	L	17-38	@ Seattle	62,690
12/20	L	10-17	Oakland †	60,716
12/27	L	13-16	@ Arizona	71,670

† Local Television Blackout Lifted

Team Statistics	Chargers	Opponents
TOTAL FIRST DOWNS	272	256
Rushing	95	72
Passing	146	149
Penalty	31	35
Third Down: Made/Att.	78/237	68/227
Third Down Pct.	.329	.300
Fourth Down: Made/Att.	8/17	6/13
Fourth Down Pct.	.471	.462
TOTAL NET YARDS	4592	4208
Avg. Per Game	287.0	263.0
Total Plays	1063	991
Avg. Per Play	4.3	4.2
NET YARDS RUSHING	1728	1140
Avg. Per Game	108.0	71.3
Total Rushes	460	422
NET YARDS PASSING	2864	3068
Avg. Per Game	179.0	191.8
Sacked/Yards Lost	37/251	39/246
Gross Yards	3115	3314
Attempts/Completions	566/261	530/271
Completion Pct.	.461	.511
Had Intercepted	34	20
PUNTS/AVERAGE	95/43.9	103/44.1
NET PUNTING AVG.	36.8	36.0
PENALTIES/YARDS	137/1229	120/1005
FUMBLES/BALL LOST	33/17	21/7
TOUCHDOWNS	23	38
Rushing	11	12
Passing	11	21
Returns	1	5
TIME OF POSSESSION	31:17	28:44

Score by Quarters	Q1	Q2	Q3	Q4	OT	PTS.
Chargers	39	66	58	78	0	241
Opponents	94	101	71	76	0	342

Scoring	TD	RU	PA	RT	PAT	FG	S	PTS.
Carney	0	0	0	0	19/19	26/30	0	97
Fletcher	5	5	0	0	0/0	0/0	0	30
Means	5	5	0	0	0/0	0/0	0	30
F. Jones	3	0	3	0	0/0	0/0	0	20
C. Jones	3	0	3	0	0/0	0/0	0	18
Ricks	2	0	2	0	0/0	0/0	0	12
Still	2	0	2	0	0/0	0/0	0	12
Stephens	1	1	0	0	0/0	0/0	0	6
Thelwell	1	0	1	0	0/0	0/0	0	6
J. Williams	1	0	0	1	0/0	0/0	0	6
Whelihan	0	0	0	0	0/0	0/0	0	2
Chargers	23	11	11	1	19/19	26/30	1	241
Opponents	38	12	21	5	37/37	25/34	0	342

2-PT. Conversions: F. Jones, Whelihan, **Chargers 2-4**, Opponents 1-1

Sacks: Hander 6.0, Johnson 5.5, Harrison 4.0, Coleman 3.5, Seau 3.5, Fuller 3.0, Dixon 2.5, Mims 2.0, Parrella 1.5, Bush 1.0, Dumas 1.0, Mohring 1.0, Tovar 1.0, Turner 1.0, Gouveia 0.5, **Chargers 39.0**, Opponents 37.0

Special Teams Tackles (solo-ast-total): Tovar 10-1-11, Turner 10-0-10, Dixon 7-0-7, Hamilton 7-0-7, Spencer 7-0-7, Burgess 5-0-7, Fletcher 6-0-6, Lee 5-1-6, Shaw 5-0-5, Stephens 5-0-5, Dodge 4-1-5, Bennett 4-0-4, Clark 4-0-4, G. Williams 4-0-4, Binn 3-0-3, Hanson 2-1-3, Mohring 2-1-3, Jackson 2-0-2, Rachal 2-0-2, Bynum 1-0-1, Carney 1-0-1, Davis 1-0-1, Gaiter 1-0-1, Haskins 1-0-1, Mohring 1-0-1

Rushing	No.	Yds.	Avg.	Long	TD
Means	212	883	4.2	72t	5
Fletcher	153	543	3.5	21	5
Stephens	35	122	3.5	12	1
Leaf	27	80	3.0	20	0
C. Jones	4	39	9.8	14	0
Whelihan	18	38	2.1	13	0
Bynum	11	23	2.1	14	0
Chargers	460	1728	3.8	72t	11
Opponents	422	1140	2.7	25	12

Receiving	No.	Yds.	Avg.	Long	TD
F. Jones	57	602	10.6	28	3
C. Jones	49	699	15.2	56	3
Still	43	605	14.1	67	2
Ricks	30	450	15.0	39t	2
Fletcher	30	188	6.3	22	0
Thelwell	16	268	16.8	55	1
Means	16	91	5.7	22	0
Slaughter	8	93	11.6	31	0
Bynum	4	27	6.8	12	0
W. Davis	4	23	5.8	8	0
Burke	3	32	10.7	17	0
Hartley	2	28	14.0	17	0
Stephens	2	9	4.5	5	0
Chargers	261	3115	11.9	67	11
Opponents	271	3314	12.2	81t	21

Interceptions	No.	Yds.	Avg.	Long	TD
G. Jackson	6	50	8.3	25	0
Harrison	3	42	14.0	21	0
Dimry	3	38	12.7	30	0
Hand	2	47	23.5	30	0
Shaw	2	0	0.0	0	0
J. Williams	1	14	14.0	14t	1
Harper	1	12	12.0	12	0
Spencer	1	0	0.0	0	0
Turner	1	0	0.0	0	0
Chargers	20	203	10.2	30	1
Opponents	34	512	15.1	43t	2

Punting	No.	Yds.	Avg.	Net	TB	I-20	Lg.	B
Bennett	95	4174	43.9	36.8	8	27	65	0
Chargers	95	4174	43.9	36.8	8	27	65	0
Opponents	103	4546	44.1	36.0	15	24	63	0

Punt Returns	Ret.	FC	Yds.	Avg.	Lg.	TD
Rachal	32	8	387	12.1	56	0
Gaiter TM	13	6	155	11.9	49	0
Chargers	45	14	542	12.0	56	0
Opponents	49	18	515	10.5	74t	1

Kickoff Returns	Ret.	Yds.	Avg.	Long	TD
Bynum	19	345	18.2	30	0
Gaiter TM	16	295	18.4	33	0
Stephens	16	349	21.8	36	0
Rachal	11	192	17.5	25	0
Fletcher	3	71	23.7	36	0
C. Jones	2	25	12.5	17	0
Burke	1	5	5.0	5	0
Hartley	1	11	11.0	11	0
Jacox	1	0	0.0	0	0
Chargers	70	1293	18.5	36	0
Opponents	54	1484	27.5	101t	1

Field Goals	1-19	20-29	30-39	40-49	50+
Carney	0/0	11/12	5/5	8/10	2/3
Chargers	0/0	11/12	5/5	8/10	2/3
Opponents	1/1	5/6	10/12	6/11	3/4
Carney (48G, 47G, 54G) (48G, 23G, 51N) () (41G, 46G, 34G) (50G, 47N, 25G) (39G, 48G) (23G, 26G) (21G, 45G) () () (31G) (27G) (32G, 27G, 41G, 20N, 25G) (21G) (46N, 28G) (31G, 26G)					

Defensive Tackles (solo-ast-total-pd-fr): Seau 92-23-115-7-1-2, Harrison 89-25-114-10-1-0, Dimry 59-4-63-20-0-0, Jackson 50-9-59-9-0-0, Coleman 46-5-51-0-0-2, Hand 42-7-49-8-1-0, Gouveia 32-12-44-2-0-0, Shaw 35-5-40-10-0-0, Parrella 30-7-37-3-0-1, Dixon 26-8-34-1-0-0, Spencer 29-0-29-8-0-0, Tovar 22-6-28-0-0-0, Johnson 21-6-27-1-1-0, Fuller 18-4-22-4-0-0, Bush 12-6-18-2-1-0, Dumas 8-3-11-1-0-0, G. Williams 7-1-8-0-0-1, Harper 5-3-8-2-0-0, Turner 7-0-7-1-1-0, Mims 3-3-6-1-0-0, J. Williams 5-1-6-1-0-0, Mohring 2-1-3-0-0-0, Burgess 1-1-2-0-0-0, Clark 1-0-1-0-0-0, Hamilton 1-0-1-0-0-0, Stephens 1-0-1-0-0-0

Passing	Att.	Comp.	Yds.	Comp.%	Yds./Att.	TD	TD%	Int.	Int.%	Long	Sack/Lost	Rating
Whelihan	320	149	1803	.466	5.63	8	.025	19	.059	55	15/11	48.0
Leaf	245	111	1289	.453	5.26	2	.008	15	.061	67	22/140	39.0
Fletcher	1	1	23	100.0	23.00	1	100.0	0	.000	23t	0/0	158.3
Chargers	566	261	3115	.461	5.50	11	.019	34	.060	67	37/251	44.9
Opponents	530	271	3314	.511	6.25	21	.040	20	.038	81t	39/246	68.2

YEAR-BY-YEAR STATISTICS

1997 FINAL STATISTICS

(4-12 Overall) Fifth-Place in the AFC West

Date	W/L	Score	Opponent	Att.
08/31	L	7-41	@ New England	60,190
09/07	W	20-6	@ New Orleans	65,760
09/14	L	7-26	Carolina	63,149
09/21	L	22-26	@ Seattle	51,110
09/28	W	21-17	Baltimore	54,094
10/05	W	25-10	@ Oakland	43,648
10/16	L	3-31	@ Kansas City	77,196
10/26	W	35-19	Indianapolis †	63,177
11/02	L	31-38	@ Cincinnati	53,754
11/09	L	31-37	Seattle †	64,616
11/16	L	13-38	Oakland †	65,714
11/23	L	10-17	@ San Francisco	61,195
11/30	L	28-38	Denver †	54,245
12/07	L	3-14	Atlanta †	46,317
12/14	L	7-29	Kansas City	54,594
12/21	L	3-38	@ Denver	69,632

† Local Television Blackout Lifted

Team Statistics

	Chargers	Opponents
TOTAL FIRST DOWNS	251	308
Rushing	70	92
Passing	160	181
Penalty	21	35
Third Down: Made/Att.	78/237	85/221
Third Down Pct.	.329	.385
Fourth Down: Made/Att.	8/21	7/18
Fourth Down Pct.	.381	.389
TOTAL NET YARDS	4505	5166
Avg. Per Game	281.6	322.9
Total Plays	1025	1048
Avg. Per Play	4.4	4.9
NET YARDS RUSHING	1416	1698
Avg. Per Game	88.5	106.1
Total Rushes	409	453
NET YARDS PASSING	3089	3468
Avg. Per Game	193.1	216.8
Sacked/Yards Lost	51/386	27/164
Gross Yards	3475	3632
Attempts/Completions	565/291	568/297
Completion Pct.	.515	.523
Had Intercepted	21	15
PUNTS/AVERAGE	90/44.1	85/43.6
NET PUNTING AVG.	37.7	35.4
PENALTIES/YARDS	129/1104	101/784
FUMBLES/BALL LOST	30/14	21/14
TOUCHDOWNS	27	50
Rushing	5	12
Passing	1	31
Returns	10	7
TIME OF POSSESSION	29:22	30:38

Score by Quarters

	Q1	Q2	Q3	Q4	OT	PTS.
Chargers	61	71	71	63	0	266
Opponents	64	170	98	93	0	425

Scoring	TD	RU	PA	RT	PAT	FG	S	PTS.
G. Davis TM	0	0	0	0	21/22	0	78	0
Martin	6	0	6	0	0/0	0/0	0	36
Metcalf	5	0	2	3	0/0	0/0	0	30
Carney	0	0	0	0	5/5	7/7	0	26
Brown	4	4	0	0	0/0	0/0	0	24
Harrison	3	0	0	3	0/0	0/0	0	18
Bradford	2	0	0	2	0/0	0/0	0	12
Jackson	2	0	0	2	0/0	0/0	0	12
F. Jones	2	0	2	0	0/0	0/0	0	12
Hartley	1	0	1	0	0/0	0/0	0	6
C. Jones	1	0	1	0	0/0	0/0	0	6
Pegram TM	1	0	0	0	0/0	0/0	0	6
Chargers	27	5	12	10	26/27	26/31	0	266
Opponents	50	12	31	7	46/46	25/26	1	425

2-Pt. Conversions: Chargers 0-0, Opponents 1-4

Sacks: Seau 7.0, Harrison 4.0, Parella 3.5, Fuller 3.0, Lee 3.0, Johnson 2.5, Coleman 2.0, Dumas 1.0, Hand 1.0, **Chargers 27.0, Opponents 51.0**

Special Teams Tackles (solo-ast-total): Rachal 14-0-14, Burgess 9-0-9, Craver 8-1-9, Jackson 8-0-8, Bradford 8-1-7, Sapp 6-1-7, Fletcher 6-0-6, Montreuil 4-0-4, Jones 3-1-4, Swill 2-1-4, Williams 2-1-3, Blinn 2-0-2, Carney 2-0-2, Dumas 2-0-2, Dumas 2-0-2, Hamilton 2-0-2, James 2-0-2, Brew 1-0-1, Bush 1-0-1, Bynum 1-0-1, Chancy 1-0-1, Harrison 1-0-1, Hendrix 1-0-1, Pegram 1-0-1, Seau 1-0-1, Bennett 0-1-1

Rushing	No.	Yds.	Avg.	Long	TD
Brown	253	945	3.7	32	4
Fletcher	51	161	3.2	13	0
Bynum	30	97	3.2	19	0
Craver	20	71	3.6	22	0
C. Jones	4	42	10.5	17	0
Whelhan	13	29	2.2	7	0
Humphries	13	24	1.8	11	0
Pegram TM	9	23	2.6	6	1
Gardner	7	20	2.9	5	0
Everett	5	6	1.2	6	0
Philcox	1	3	3.0	3	0
Metcalf	3	-5	-1.7	2	0
Chargers	409	1416	3.5	32	5
Opponents	453	1698	3.7	71	12

Receiving	No.	Yds.	Avg.	Long	TD
Martin	63	904	14.3	72	6
F. Jones	41	505	12.3	62	2
Metcalf	40	576	14.4	62	2
Fletcher	39	292	7.5	25	0
C. Jones	32	423	13.2	44	1
Still	24	324	13.5	39	0
Brown	21	137	6.5	27	0
Hartley	19	246	12.9	35	1
Craver	4	26	6.5	20	0
Gardner	2	10	5.0	8	0
Pegram TM	2	7	3.5	4	0
Bynum	2	4	2.0	3	0
Mitchell	1	14	14.0	14	0
Pupupu TM	1	7	7.0	7	0
Chargers	291	3475	11.9	72	12
Opponents	297	3632	12.2	70	31

Interceptions	No.	Yds.	Avg.	Long	TD
Harrison	2	75	37.5	75	1
Bradford	2	56	28.0	58	1
Harper	2	43	21.5	43	0
Jackson	2	37	18.5	38	1
Seau	2	33	16.5	26	0
Shaw	1	11	11.0	11	0
Coleman	1	2	2.0	2	0
Dumas	1	0	0.0	0	0
Fuller	1	0	0.0	0	0
Gouveia	1	0	0.0	0	0
Chargers	15	257	17.1	75	3
Opponents	21	387	18.4	87	3

Punting	No.	Yds.	Avg.	Net	TB	I-20	Lg.	B
Bennett	89	3972	44.6	37.7	8	26	66	1
Chargers	90	3972	44.1	37.7	8	26	66	1
Opponents	85	3702	43.6	35.4	10	27	72	0

Punt Returns	Ret.	FC	Yds.	Avg.	Lg.	TD
Metcalf	45	8	489	10.9	85	3
Harrison	1	0	0	0.0	0	0
Jackson	1	0	0	0.0	0	0
Chargers	47	8	489	10.4	85	3
Opponents	39	20	416	10.7	35	0

Kickoff Returns	Ret.	Yds.	Avg.	Long	TD
Bynum	38	814	21.4	57	0
Metcalf	16	355	22.2	63	0
Rachal	15	336	22.4	30	0
Craver	3	68	22.7	27	0
Bordelon	2	0	0.0	0	0
Harrison	1	40	40.0	40	1
Chargers	75	1613	21.5	63	1
Opponents	63	1517	24.1	99	1

Field Goals	1-19	20-29	30-39	40-49	50+
G. Davis TM	0/0	4/5	10/10	5/9	0/0
Carney	0/0	3/3	2/2	2/2	0/0
Chargers	0/0	7/8	12/12	7/11	0/0
Opponents	0/0	13/13	7/8	5/5	0/0

Defensive Tackles (solo-ast-total-pd-fr): Hamson 96-36-132-8-1-2, Seau 84-13-97-6-1-2, Dumas 78-15-93-6-1-1, Shaw 66-5-71-22-0-0, Bush 51-5-56-3-0-0, Coleman 41-7-48-1-3-0, Harper 38-5-43-12-0-1, Parella 32-7-39-3-0-1, Sapp 24-8-32-2-0-0, Lee 28-3-31-0-0-0, Fuller 24-5-29-3-0-0, Gouveia 21-6-27-1-0-0, Bradford 21-1-22-7-1-0, Hand 16-3-19-0-0-0, Johnson 16-3-19-1-0-0, Swill 13-2-15-0-0-0, Burgess 13-1-14-1-0-0, Montreuil 11-3-14-1-0-0, Jackson 12-1-13-3-0-0, James 5-2-7-0-0, Williams 4-0-4-0-0-0, Mohring 2-0-2-0-0-0, Brew 0-2-2-0-0-0, Fletcher 0-1-0-0-0-0, Hamilton 1-0-1-0-0-0, Tuioti 0-1-0-0-0-0

Passing	Att.	Comp.	Yds.	Comp. %	Yds./Att.	TD	TD%	Int.	Int. %	Long	Sack/Lost	Rating
Whelhan	237	118	1357	.498	5.73	6	.025	10	.042	61	21/168	58.3
Humphries	225	121	1488	.538	6.61	5	.022	6	.027	72	18/144	70.8
Everett	75	36	457	.480	6.09	1	.013	4	.053	62	4/30	49.7
Philcox	28	16	173	.571	6.18	0	0.00	1	.036	29	8/44	60.6
Chargers	565	291	3475	.515	6.15	12	.021	21	.037	72	51/386	62.2
Opponents	568	297	3632	.523	6.39	31	.055	15	.026	70	27/164	79.5

YEAR-BY-YEAR STATISTICS

1996 FINAL STATISTICS

(8-8 Overall) Third-Place in the AFC West

Date	W/L	Score	Opponent	Att.
09/01	W	29-7	Seattle †	58,780
09/08	W	27-14	Cincinnati †	55,880
09/15	L	10-42	@ Green Bay	60,584
09/22	W	40-34	@ Oakland	49,097
09/29	W	22-19	Kansas City †	59,384
10/06	L	17-28	@ Denver	75,058
10/21	L	14-23	Oakland †	62,350
10/27	L	13-32	@ Seattle	38,143
11/03	W	26-19	@ Indianapolis	58,484
11/11	W	27-21	Detroit †	60,425
11/17	L	17-25	Tampa Bay †	57,526
11/24	W	28-14	@ Kansas City	69,472
12/01	L	7-45	New England †	59,209
12/08	L	3-16	@ Pittsburgh	56,368
12/14	L	14-27	@ Chicago	49,763
12/22	W	16-10	Denver †	46,801

† Local Television Blackout Lifted

Team Statistics		Chargers	Opponents
TOTAL FIRST DOWNS		272	321
Rushing		80	92
Passing		168	199
Penalty		24	30
Third Down: Made/Aft.		78/230	102/243
Third Down Pct.		.339	.42
Fourth Down: Made/Aft.		9/16	9/19
Fourth Down Pct.		.563	.474
TOTAL NET YARDS		4670	5421
Avg. Per Game		291.9	338.8
Total Plays		1022	1100
Avg. Per Play		4.6	4.9
NET YARDS RUSHING		1312	1755
Avg. Per Game		82.0	109.7
Total Rushes		412	431
NET YARDS PASSING		3358	3666
Avg. Per Game		209.9	229.1
Sacked/Yards Lost		33/296	33/201
Gross Yards		3654	3867
Attempts/Completions		577/314	636/369
Completion Pct.		.544	.580
Had Intercepted		21	22
PUNTS/AVERAGE		87/45.6	71/44.3
NET PUNTING AVG.		37.2	34.2
PENALTIES/YARDS		110/969	115/991
FUMBLES/BALL LOST		30/11	29/14
TOUCHDOWNS		32	43
Rushing		7	10
Passing		23	28
Returns		2	5
TIME OF POSSESSION		27:35	32:25

Score by Quarters	Q1	Q2	Q3	Q4	OT	PTS.
Chargers	113	79	45	73	0	310
Opponents	71	125	71	109	0	376

Scoring	TD	RU	PA	RT	PAT	FG	S	PTS.
Carney	0	0	0	0	31/31	29/36	0	118
Martin	14	0	14	0	0/0	0/0	0	84
Russell	7	7	0	0	0/0	0/0	0	42
Jones	4	0	4	0	0/0	0/0	0	24
A. Coleman	2	0	2	0	0/0	0/0	0	12
Fletcher	2	0	2	0	0/0	0/0	0	12
Clark	1	0	0	1	0/0	0/0	0	6
Da. Gordon	1	0	0	1	0/0	0/0	0	6
Pupunu	1	0	1	0	0/0	0/0	0	6
Chargers	32	7	23	2	31/31	29/36	0	310
Opponents	43	10	28	5	40/40	26/33	0	376

2-Pt. Conversions: Chargers 0-1, Opponents 0-3

Sacks: Seau 7.0, Mims 6.0, M. Coleman 4.0, R. Davis 3.0, Johnson 3.0, Da. Gordon 2.0, Parrella 2.0, Bush 1.0, Edwards 1.0, Gouveia 1.0, Harrison 1.0, Lee 1.0, **Chargers 33.0, Opponents 33.0**

Special Teams Tackles (solo-ast-total): Montreuil 14-2-16, Castle 9-2-11, Fletcher 8-2-10, Hendrix 8-1-9, Clark 7-2-9, Da. Gordon 8-0-8, Sapp 7-1-8, Bush 7-0-7, Young 6-1-7, Dw. Gordon 4-2-6, Ale 4-0-4, Ross 4-0-4, Shaw 4-0-4, Carney 2-0-2, Cummings 2-0-2, Roche 1-1-2, Bennett 1-0-1, Bradley 1-0-1, Coleman 1-0-1, Edwards 1-0-1, May 1-0-1, Harrison 0-1-1

Passing	Att.	Comp.	Yds.	Comp. %	Yds./Att.
Humphries	416	232	2670	.558	6.42
Salisbury	161	82	984	.509	6.11
Chargers	577	314	3654	.544	6.33
Opponents	636	369	3867	.580	6.08

Rushing	No.	Yds.	Avg.	Long	TD
Russell	219	713	3.3	21	7
Fletcher	77	282	3.7	19	0
Hayden	55	166	3.0	13	0
Bradley	32	109	3.4	17	0
Humphries	21	28	1.3	7	0
Salisbury	6	14	2.3	11	0
A. Coleman	2	0	0.0	0	0
Chargers	412	1312	3.2	21	7
Opponents	431	1755	4.1	27	10

Receiving	No.	Yds.	Avg.	Long	TD
Martin	85	1171	13.8	55	14
Fletcher	61	476	7.8	41	2
Jones	41	524	12.8	63	4
A. Coleman	36	486	13.5	50	2
Pupunu	24	271	11.3	41	1
May	19	188	9.9	39	0
Russell	13	180	13.8	35	0
Roche	13	111	8.5	19	0
Mitchell	10	57	5.7	25	0
Still	6	142	23.7	56	0
Ellison	3	15	5.0	6	0
Bradley	1	20	20.0	20	0
Hayden	1	10	10.0	10	0
Reeves	1	3	3.0	3	0
Chargers	314	3654	11.6	63	23
Opponents	369	3867	10.5	60	28

Interceptions	No.	Yds.	Avg.	Long	TD
Harrison	5	56	11.2	29	0
Shaw	3	78	26.0	36	0
Gouveia	3	41	13.7	21	0
Clark	2	83	41.5	83	1
Da. Gordon	2	55	27.5	55	0
Seau	2	18	9.0	10	0
Ross	2	7	3.5	7	0
Harper	1	0	0.0	0	0
Lee	1	-1	-1.0	-1	0
G. Young	1	-1	-1.0	-1	0
Chargers	22	336	15.3	83	1
Opponents	21	320	15.2	90	2

Punting	No.	Yds.	Avg.	Net	TB	I-20	Lg.	B
Bennett	87	3967	45.6	37.2	6	23	66	0
Chargers	87	3967	45.6	37.2	6	23	66	0
Opponents	71	3145	44.3	34.2	8	23	63	0

Punt Returns	Ret.	FC	Yds.	Avg.	Lg.	TD
Da. Gordon	36	13	537	14.9	81	1
Jones	1	1	21	21.0	21	0
Still	1	0	1	1.0	1	0
Chargers	38	14	559	14.7	81	1
Opponents	51	15	612	12.0	82	1

Kickoff Returns	Ret.	Yds.	Avg.	Long	TD
A. Coleman	55	1210	22.3	57	0
Still	4	113	28.3	37	0
Edwards	1	0	0.0	0	0
Harrison	1	10	10.0	10	0
Pupunu	1	15	15.0	15	0
Russell	1	10	10.0	10	0
Chargers	63	1358	21.6	57	0
Opponents	59	1497	25.4	66	0

Field Goals	1-19	20-29	30-39	40-49	50+
Carney	0/0	11/13	8/8	7/12	3/3
Chargers	0/0	11/13	8/8	7/12	3/3
Opponents	1/1	7/8	9/10	8/11	1/3

Carney (35G, 53G, 22G, 50G, 31G) (47G, 23G) (43G, 46N) (28G, 39G, 47N) (33G, 38G, 44G, 39G, 33G) (27G) (44N) (41G, 43G) (28G, 30G, 47G, 22G) (29G, 20G, 49N) (42G) (50G) () (25G) (48N, 26N) (56G, 21G, 22G)

Defensive Tackles (solo-ast-total-pd-ff-fr): Seau 110-28-138-7-1-3, Harrison 105-20-125-14-1-1, Shaw 72-13-85-15-0-0, Gouveia 65-14-79-1-0, Ross 68-10-78-7-2-1, Bush 48-16-64-1-0-2, Da. Gordon 41-6-47-7-0-0, Clark 38-5-43-6-0-2, Coleman 34-8-42-0-1, Parrella 30-7-37-1-0-0, Davis 24-6-30-2-0-1, Mims 19-9-28-0-2-2, Harper 17-2-19-3-0-0, Johnson 16-2-18-2-0-0, Lee 12-5-17-1-0-0, Young 7-5-12-2-0-0, Castle 7-4-11-2-0-0, Montreuil 6-0-6-0-0-0, Sapp 6-0-6-0-0-0, Dw. Gordon 5-1-6-0-0-0, Edwards 5-0-5-0-1-0, Hendrix 4-1-5-0-0-0

TD	TD %	Int.	Int. %	Long	Sack/Lost	Rating
18	.043	13	.031	63	20/187	76.7
5	.031	8	.050	56	13/109	59.6
28	.040	21	.036	63	33/296	71.9
28	.044	22	.035	60	33/201	76.0

YEAR-BY-YEAR STATISTICS

1995 FINAL STATISTICS

(9-7 Overall) Second-Place in the AFC West

Date	W/L	Score	Opponent	Att.
09/03	L	7-17	@ Oakland	50,323
09/10	W	14-10	Seattle †	54,420
09/17	W	27-21	@ Philadelphia	63,081
09/24	W	17-6	Denver †	58,987
10/01	L	16-31	@ Pittsburgh	57,012
10/09	L	23-29 OT	@ Kansas City	79,288
10/15	L	9-23	Dallas †	62,664
10/22	W	35-25	@ Seattle	45,821
11/05	L	14-24	Miami †	61,996
11/12	L	7-22	Kansas City †	59,285
11/19	L	27-30	@ Denver	74,681
11/27	W	12-6	Oakland †	60,607
12/03	W	31-13	Cleveland †	56,358
12/09	W	28-25	Arizona †	55,258
12/17	W	27-24	@ Indianapolis	55,318
12/23	W	27-17	@ New York Giants	50,243

† Local Television Blackout Lifted

Team Statistics

	Chargers	Opponents
TOTAL FIRST DOWNS	314	313
Rushing	108	112
Passing	185	178
Penalty	21	23
Third Down: Made/Att.	95/222	90/214
Third Down Pct.	.428	.421
Fourth Down: Made/Att.	12/21	6/11
Fourth Down Pct.	.571	.545
TOTAL NET YARDS	5213	5074
Avg. Per Game	325.8	317.1
Total Plays	1051	1020
Avg. Per Play	5.0	5.0
NET YARDS RUSHING	1747	1691
Avg. Per Game	109.2	105.7
Total Rushes	479	441
NET YARDS PASSING	3466	3383
Avg. Per Game	216.6	211.4
Sacked/Yards Lost	32/240	36/222
Gross Yards	3706	3605
Attempts/Completions	540/318	543/321
Completion Pct.	.589	.591
Had Intercepted	18	17
PUNTS/AVERAGE	72/44.7	73/43.4
NET PUNTING AVG.	36.6	36.0
PENALTIES/YARDS	107/953	117/951
FUMBLES/BALL LOST	30/12	24/10
TOUCHDOWNS	37	35
Rushing	14	15
Passing	17	16
Returns	6	4
TIME OF POSSESSION	29:34	30:26

Score by Quarters

	Q1	Q2	Q3	Q4	OT	PTS.
Chargers	49	102	69	101	0	321
Opponents	86	107	58	66	6	323

Scoring	TD	RU	PA	RT	PAT	FG	S	PTS.
Carney	0	0	0	0	32/33	21/26	0	95
Harmon	6	1	5	0	0/0	0/0	0	36
Martin	6	0	6	0	0/0	0/0	0	36
Means	5	5	0	0	0/0	0/0	0	30
Seau	3	0	3	0	0/0	0/0	0	20
Coleman	3	0	0	3	0/0	0/0	0	18
Culver	3	3	0	0	0/0	0/0	0	18
Hayden	3	3	0	0	0/0	0/0	0	18
Gayle	2	0	0	2	0/0	0/0	0	12
Jefferson	2	0	2	0	0/0	0/0	0	12
Fletcher	1	1	0	0	0/0	0/0	0	6
Humphries	1	1	0	0	0/0	0/0	0	6
Mitchell	1	0	1	0	0/0	0/0	0	6
Seau	1	0	1	0	0/0	0/0	0	6
R. Davis	0	0	0	0	0/0	0/0	1	2
Chargers	37	14	17	6	32/33	21/26	1	321
Opponents	35	15	16	4	28/29	27/32	0	323

2-PT. Conversions: Chargers 1-4, Opponents 2-5

Sacks: O'Neal 12.5, Lee 8.0, R. Davis 3.5, R. Johnson 3.0, Mims 2.0, Parrella 2.0, Seau 2.0, Brandon 1.0, Dw. Gordon 1.0, G. Young 1.0, **Chargers 36.0**, Opponents 32.0

Special Teams Tackles (solo-ast-total): Orlando 15-1-16, Fletcher 11-0-11, Young 11-0-11, Montreuil 10-1-11, Harrison 8-1-9, Gordon 7-0-7, Castle 6-0-6, Hendrix 6-0-6, Culver 5-0-5, Gibson 4-0-4, Shaw 4-0-4, Clark 2-2-4, Brandon 3-0-3, Binn 1-1-2, Bennett 1-0-1, Bush 1-0-1, Carney 1-0-1, May 1-0-1

Rushing	No.	Yds.	Avg.	Long	TD
Means	186	730	3.9	36	5
Hayden	128	470	3.7	20	3
Harmon	51	187	3.7	48†	1
Culver	47	155	3.3	17	3
Fletcher	26	140	5.4	46	1
Humphries	33	53	1.6	18	1
Gilbert	6	11	1.8	8	0
Jefferson	2	1	0.5	11	0
Chargers	479	1747	3.6	48†	10
Opponents	441	1691	3.8	60	15

Receiving	No.	Yds.	Avg.	Long	TD
Martin	90	1224	13.6	51†	6
Harmon	63	673	10.7	44	5
Jefferson	48	621	12.9	45	2
Seau	45	537	11.9	38†	3
Pupunu	35	315	9.0	26	0
D. Young	9	90	10.0	22	0
Means	7	46	6.6	14	0
Hayden	5	53	10.6	16	0
Culver	5	21	4.2	12	0
Coleman	3	67	22.3	41	0
Mitchell	3	31	10.3	24	1
Fletcher	3	26	8.7	15	0
Ellison	1	6	6.0	6	0
Humphries	1	-4	-4.0	-4	0
Chargers	318	3706	11.7	51†	17
Opponents	321	3605	11.2	50	16

Interceptions	No.	Yds.	Avg.	Long	TD
Harrison	5	27	5.4	17	0
Harper	4	12	3.0	15	0
Gayle	2	99	49.5	99†	1
Clark	2	14	7.0	13	0
Seau	2	5	2.5	3	0
Shaw	1	31	31.0	31	0
Bush	1	0	0.0	0	0
Orlando	0	37	37.0	37	0
Chargers	17	220	12.9	99†	1
Opponents	18	164	9.1	63†	3

Punting	No.	Yds.	Avg.	Net	B	L-20	Lg.	B
Bennett	72	3221	44.7	36.6	8	28	66	0
Chargers	72	3221	44.7	36.6	8	28	66	0
Opponents	73	3168	43.4	36.0	10	24	63	0

Punt Returns	Ret.	FC	Yds.	Avg.	Lg.	TD
Coleman	28	14	326	11.6	88†	1
Fletcher	3	1	12	4.0	11	0
Chargers	31	15	338	10.9	88†	1
Opponents	35	13	429	12.3	86†	1

Kickoff Returns	Ret.	Yds.	Avg.	Long	TD
Coleman	62	1411	22.8	92†	2
Fletcher	4	65	16.3	30	0
Harmon	4	25	6.3	9	0
Engel	0	1	1.0	1	0
Chargers	70	1502	21.5	92†	2
Opponents	63	1496	23.7	86	0

Field Goals	1-19	20-29	30-39	40-49	50+
Carney	0/0	8/8	10/11	3/5	0/2
Chargers	0/0	8/8	10/11	3/5	0/2
Opponents	0/0	8/8	10/12	7/10	2/2

Carney (42N) () (35G, 21G) (45G) (28G) (28G, 36G, 29G) () (25G) (33G, 39G) (45N) (29G, 32G) (39G, 24G, 51N, 28G, 38G) (31G) () (51N, 39N, 33G, 43G) (30G, 45G)

Defensive Tackles (solo-ast-total-pd-ff-fr): Seau 111-18-129-8-3-1, Orlando 72-15-87-6-1-0, Gayle 73-12-85-4-0-1, Harper 61-15-76-14-0-1, Gibson 55-14-69-0-0-0, Bush 46-10-56-1-2-1, Shaw 51-5-56-9-0-0, Davis 38-10-48-0-0-0, O'Neal 36-10-46-5-4-0, Lee 31-11-42-2-0-1, Mims 28-4-32-2-1-1, Clark 27-4-31-9-1-0, Young 23-3-26-0-0-0, Harrison 21-3-24-5-0-0, Gordon 18-2-20-0-0-0, Johnson 14-1-15-1-1-0, Parrella 9-3-12-1-0-0, Brandon 5-1-6-1-0-0, Barrie 2-0-2-0-0-0, Castle 2-0-2-1-0-0, Montreuil 0-0-0-1-0-0

Passing	Att.	Comp.	Yds.	Comp.%	Yds./Att.	TD	TD%	Int.	Int%	Long	Sack/Lost	Rating
Humphries	478	282	3381	.590	7.07	17	.036	14	.029	51†	23/197	80.4
Gilbert	61	36	325	.590	5.33	0	.000	4	.066	41	9/43	46.1
Martin	1	0	0	.000	0.00	0	.000	0	.000	0	0/0	39.6
Chargers	540	318	3706	.589	6.86	17	.031	18	.033	51†	32/240	76.4
Opponents	543	321	3605	.591	6.64	16	.029	17	.031	50	36/222	75.8

1994 FINAL STATISTICS

(11-5 Overall) First-Place in the AFC West

Date	W/L	Score	Opponent	Att.
09/04	W	37-34	@ Denver	74,032
09/11	W	27-10	Cincinnati	53,217
09/18	W	24-10	@ Seattle	65,536
09/25	W	26-24	@ L.A. Raiders	55,385
10/09	W	20-6	Kansas City †	62,923
10/16	W	36-22	@ New Orleans	50,565
10/23	L	15-20	Denver †	61,626
10/30	W	35-15	Seattle †	59,001
11/06	L	9-10	@ Atlanta	59,217
11/13	W	14-13	@ Kansas City	76,997
11/20	L	17-23	@ New England	59,890
11/27	W	31-17	L.A. Rams †	59,579
12/05	L	17-24	L.A. Raiders †	63,012
12/11	L	15-38	San Francisco †	62,105
12/18	W	21-6	@ New York Jets	48,213
12/24	W	37-34	Pittsburgh †	58,379

† Local Television Blackout Lifted

Team Statistics	Chargers	Opponents
TOTAL FIRST DOWNS	311	308
Rushing	102	89
Passing	181	191
Penalty	28	28
Third Down: Made/Att.	88/223	77/210
Third Down Pct.	.395	.367
Fourth Down: Made/Att.	10/17	13/25
Fourth Down Pct.	.588	.520
TOTAL NET YARDS	5220	5062
Avg. Per Game	326.3	316.4
Total Plays	1033	1005
Avg. Per Play	5.1	5.0
NET YARDS RUSHING	1852	1404
Avg. Per Game	115.8	87.8
Total Rushes	482	385
NET YARDS PASSING	3368	3658
Avg. Per Game	210.5	228.6
Sacked/Yards Lost	29/251	43/253
Gross Yards	3619	3911
Attempts/Completions	522/305	577/363
Completion Pct.	.584	.629
Had Intercepted	14	17
PUNTS/AVERAGE	72/41.0	76/43.3
NET PUNTING AVG.	35.0	36.0
PENALTIES/YARDS	96/875	109/989
FUMBLES/BALL LOST	19/9	29/15
TOUCHDOWNS	40	34
Rushing	13	11
Passing	20	20
Returns	7	3
TIME OF POSSESSION	30:19	29:41

Score by Quarters	Q1	Q2	Q3	Q4	OT	PTS.
Chargers	52	134	95	100	0	381
Opponents	51	104	46	105	0	306

Scoring	TD	RU	PA	RT	PAT	FG	S	PTS.
Carney	0	0	0	0	33/33	34/38	0	135
Means	12	12	0	0	0/0	0/0	0	72
Marlin	7	0	7	0	0/0	0/0	0	42
Seau	6	0	6	0	0/0	0/0	0	36
Harmon	2	1	1	0	0/0	0/0	0	18
Jefferson	3	0	3	0	0/0	0/0	0	18
Coleman	2	0	2	0/0	0/0	0/0	0	12
Gordon	2	0	2	0/0	0/0	0/0	0	12
Pupunu	2	0	2	0/0	0/0	0/0	0	12
Richard	2	0	2	0/0	0/0	0/0	0	12
Vanhorse	1	0	1	0/0	0/0	0/0	0	6
D. Young	1	0	1	0/0	0/0	0/0	0	6
Chargers	40	13	20	7	33/33	34/38	0	381
Opponents	34	11	20	3	30/30	22/27	0	306

2-Pt. Conversions: Chargers 3-7, Opponents 3-4

Sacks: O'Neal 12.5, Mims 11.0, Lee 6.5, Seau 5.5, White 2.0, Johnson 1.5, Parrrella 1.0, L. Young 1.0, R. Davis 0.5, L. Miller 0.5, **Chargers 43.0**, Opponents 29.0

Special Teams Tackles (solo-ast-total): Harrison 17-3-20, Richard 13-2-15, Bush 11-1-12, Castle 11-0-11, Miller 11-0-11, Coleman 8-2-10, Vanhorse 8-0-8, Binn 6-1-7, Hendrickson 5-1-6, Bieniemy 3-1-4, Young 3-0-3, Clark 1-2-3, Carney 2-0-2, Griggs 2-0-2, Carrington 1-0-1, Culver 1-0-1, May 1-0-1, O'Neal 1-0-1, Wagner 1-0-1, Mitchell 0-1-1

Passing	Att.	Comp.	Yds.	Comp.-%	Yds./Att.
Humphries	453	264	3209	.583	7.08
Gilbert	67	41	410	.612	6.12
Marlin	1	0	0	.000	0.00
Means	1	0	0	.000	0.00
Chargers	522	305	3619	.584	6.93
Opponents	577	363	3911	.629	6.78

Rushing	No.	Yds.	Avg.	Long	TD
Means	343	1350	3.9	25	12
Bieniemy	73	295	4.0	36	0
Harmon	25	94	3.8	15	1
Culver	8	63	7.9	22	0
Jefferson	3	40	13.3	22	0
Humphries	19	19	1.0	8	0
Hendrickson	1	3	3.0	3	0
Gilbert	8	-3	-4.4	5	0
Martin	2	-9	-4.5	4	0
Chargers	482	1852	3.8	36	13
Opponents	385	1404	3.6	24	11

Receiving	No.	Yds.	Avg.	Long	TD
Seau	58	645	11.1	49†	6
Harmon	58	615	10.6	35	1
Martin	50	885	17.7	99†	7
Jefferson	43	627	14.6	52†	3
Means	39	235	6.0	22	0
Pupunu	21	214	10.2	25	2
D. Young	17	217	12.8	31	1
Mitchell	11	105	9.5	36	0
Bieniemy	5	48	9.6	25	0
May	2	22	11.0	18	0
Barnes	1	6	6.0	6	0
Chargers	305	3619	11.9	99†	20
Opponents	363	3911	10.8	84†	20

Interceptions	No.	Yds.	Avg.	Long	TD
Richard	4	224	56.0	95†	2
Gordon	4	32	8.0	23	0
Carrington	3	51	17.0	32	0
Harper	3	28	9.3	15	0
Vanhorse	2	56	28.0	50†	1
Griggs	1	11	11.0	11	0
Chargers	17	402	23.6	99†	3
Opponents	14	233	16.6	90†	2

Punting	No.	Yds.	Avg.	Net	TB	I-20	Lg.	B
Wagner	65	2705	41.6	35.3	3	20	59	0
Kidd TM	7	246	35.1	32.3	1	1	53	0
Chargers	72	2951	41.0	35.0	4	21	59	0
Opponents	76	3290	43.3	36.0	4	19	62	0

Punt Returns	Ret.	FC	Yds.	Avg.	Lg.	TD
Gordon	36	19	475	13.2	90†	2
Chargers	36	19	475	13.2	90†	2
Opponents	38	14	348	9.2	44	0

Kickoff Returns	Ret.	Yds.	Avg.	Long	TD
Coleman	49	1293	26.4	90†	2
Harmon	9	157	17.4	25	0
Martin	8	167	20.9	29	0
Mitchell	1	18	18.0	18	0
Parker	1	1	1.0	1	0
Chargers	68	1636	24.1	90†	2
Opponents	79	1740	22.0	93†	1

Field Goals	1-19	20-29	30-39	40-49	50+
Carney	0/0	12/12	15/15	5/9	2/2
Chargers	0/0	12/12	15/15	5/9	2/2
Opponents	1/1	10/10	7/8	3/6	1/2

Carney (27G) (37G, 20G) (36G, 48N) (38G, 24G, 27G, 33G) (23G, 32G) (49G, 31G, 29G, 29G, 28G) (22G, 39G, 37G, 26G, 44G) (25G, 39G) (50G, 33G, 49G, 47N) () (48N, 34G) (31G, 48G, 37G) (24G) (50G, 42N) () (37G, 40G, 32G)

Defensive Tackles (solo-ast-total-pd-ff-ir): Seau 124-31-155-3-1-3, Gordon 75-14-89-8-0-2, Carrington 68-20-88-7-1-2, Richard 69-10-79-7-2-0, Griggs 58-14-72-2-0-0, Gibson 50-18-68-3-0-0, Harper 56-10-66-14-0-0, O'Neal 47-13-60-4-2-1, Mims 35-6-41-4-1-2, Lee 30-9-39-1-1-1, Davis 21-9-30-0-1-0, Vanhorse 23-5-28-3-0-0, Young 14-5-19-1-0-0, Clark 9-2-11-0-0-0, Castle 8-2-10-0-0-0, Parrrella 6-2-8-1-0-0, Johnson 4-2-6-0-0-0, White 4-1-5-0-1-0, Hendrickson 2-0-2-0-0-0, Bush 2-0-2-0-0-0, Miller 1-1-2-0-0-0, Winter 1-0-1-0-1-0

YEAR-BY-YEAR STATISTICS

1993 FINAL STATISTICS

(8-8 Overall) Fourth-Place in the AFC West

Date	W/L	Score	Opponent	Att.
09/05	W	18-12	Seattle †	58,039
09/12	L	17-34	@ Denver	75,074
09/19	W	18-17	Houston	58,519
10/03	L	14-31	@ Seattle	54,778
10/10	L	3-16	@ Pittsburgh	55,264
10/17	L	14-17	Kansas City †	60,729
10/31	W	30-23	@ L.A. Raiders	45,122
11/07	W	30-17	@ Minnesota	55,527
11/14	L	13-16	Chicago †	58,459
11/21	L	7-12	L.A. Raiders †	60,615
11/29	W	31-0	@ Indianapolis	54,110
12/05	W	13-10	Denver †	60,233
12/12	L	13-20	Green Bay †	57,930
12/19	L	24-28	@ Kansas City	74,778
12/27	W	45-20	Miami †	60,311
01/02	W	32-17	@ Tampa Bay	35,587

† Local Television Blackout Lifted

Team Statistics		Chargers	Opponents
TOTAL FIRST DOWNS			
Rushing		313	299
Passing		120	86
Penalty		171	192
Third Down: Made/Att.		22	21
Third Down Pct.		89/224	83/210
Fourth Down: Made/Att.		397	395
Fourth Down Pct.		6/15	4/8
TOTAL NET YARDS		400	500
Avg. Per Game		4967	5066
Total Plays		310.4	316.6
Avg. Per Play		1050	1002
NET YARDS RUSHING		4.7	5.1
Avg. Per Game		1824	1314
Total Rushes		114.0	82.1
NET YARDS PASSING		455	414
Avg. Per Game		3143	3752
Sacked/Yards Lost		196.4	234.5
Gross Yards		32/240	32/206
Attempts/Completions		3383	3958
Completion Pct.		563/301	556/329
Had Intercepted		535	592
PUNTS/AVERAGE		14	22
NET PUNTING AVG.		74/42.3	72/42.1
PENALTIES/YARDS		36.4	35.5
FUMBLES/BALL LOST		87/699	94/724
TOUCHDOWNS		13/5	19/12
Rushing		33	30
Passing		1	14
Returns		1	3
TIME OF POSSESSION		29:52	30:08

Score by Quarters	Q1	Q2	Q3	Q4	OT	PTS.
Chargers	66	76	67	113	0	322
Opponents	50	102	83	55	0	290

Scoring	TD	RU	PA	RT	PAT	FG	S	PTS.
Carney	0	0	0	0	31/33	31/40	0	124
Means	8	8	0	0	0/0	0/0	0	48
A. Miller	7	0	7	0	0/0	0/0	0	42
Butts	4	4	0	0	0/0	0/0	0	24
Lewis	4	0	4	0	0/0	0/0	0	24
Harmon	2	0	2	0	0/0	0/0	0	12
Jefferson	2	0	2	0	0/0	0/0	0	12
Young	2	0	2	0	0/0	0/0	0	12
Bieniemy	1	1	0	0	0/0	0/0	0	6
Frank	1	0	0	1	0/0	0/0	0	6
Kidd	1	0	0	0	0/0	0/0	0	6
Walker	1	0	1	0	0/0	0/0	0	6
Chargers	33	14	18	3	31/33	31/40	0	322
Opponents	30	10	17	3	30/30	26/33	1	290

2-Pt. Conversions: Chargers 0-0, Opponents 0-0

Sacks: O'Neal 12.0, Mims 7.0, Grossman 4.5, Lee 3.0, Richard 2.0, B. Winter 2.0, Carrington 1.0, Pope 0.5, **Chargers 32.0**, Opponents 32.0

Special Teams Tackles (solo-ast-total): Bush 12-1-13, Hendrickson 7-3-10, Fields 7-0-7, Vanhorne 7-0-7, Pope 6-1-7, Carrington 6-0-6, Fuller 6-0-6, Plummer 6-0-6, Richard 6-0-6, Gordon 5-0-5, Anno 4-1-5, Crews 3-0-3, May 3-0-3, Castle 2-1-3, Miller 2-1-3, Pupunu 2-1-3, Frank 2-0-2, Whitley 2-0-2, Brady 1-0-1, Carney 1-0-1, Dyal 1-0-1, Harmon 1-0-1, Johnson 1-0-1

Passing	Att.	Comp.	Yds.	Comp.%	Yds./Att.
Humphries	324	173	1981	.534	6.11
Friesz	238	128	1402	.538	5.89
Means	1	0	0	.000	0.00
Chargers	563	301	3383	.535	6.01
Opponents	556	329	3958	.592	7.12

Rushing	No.	Yds.	Avg.	Long	TD
Butts	185	746	4.0	27	4
Means	160	645	4.0	65	8
Harmon	46	216	4.7	19	0
Bieniemy	33	135	4.1	12	1
Jefferson	3	53	10.6	33	0
Humphries	8	37	4.6	27	0
Friesz	10	3	0.3	2	0
Lewis	3	2	0.7	7	0
Hendrickson	1	0	0.0	0	0
A. Miller	1	0	0.0	0	0
Kidd	3	-13	-4.3	21	1
Chargers	455	1824	4.0	65t	14
Opponents	414	1314	3.2	19	10

Receiving	No.	Yds.	Avg.	Long	TD
A. Miller	84	1162	13.8	66t	7
Harmon	73	671	9.2	37	2
Lewis	38	463	12.2	47	4
Jefferson	30	391	13.0	39t	2
Walker	21	212	10.1	25t	1
Butts	15	105	7.0	23	0
Pupunu	13	142	10.9	28	0
Barnes	10	137	13.7	21	0
Means	10	59	5.9	11	0
Young	6	41	6.8	12t	2
Bieniemy	1	0	0.0	0	0
Chargers	301	3383	11.2	66t	18
Opponents	329	3958	12.0	71t	17

Interceptions	No.	Yds.	Avg.	Long	TD
Carrington	7	104	14.9	28	0
Frank	3	119	39.7	102t	1
Seau	2	58	29.0	42	0
Pope	2	14	7.0	12	0
Plummer	2	7	3.5	6	0
Vanhorne	2	0	0.0	0	0
Hendrickson	1	16	16.0	16	0
Gordon	1	3	3.0	3	0
Davis	1	0	0.0	0	0
Richard	1	-2	-2.0	-2	0
Chargers	22	319	14.5	102t	1
Opponents	14	271	19.4	68	2

Punting	No.	Yds.	Avg.	Net	B	I-20	Lg.	B
Kidd	57	2431	42.6	35.9	7	16	67	0
Sullivan TM	13	541	41.6	39.1	0	3	50	0
Carney	4	155	38.8	34.8	0	1	46	0
Chargers	74	3127	42.3	36.4	7	20	67	0
Opponents	72	3031	42.1	35.5	3	23	77	0

Punt Returns	Ret.	FC	Yds.	Avg.	Lg.	TD
Gordon	31	15	395	12.7	54	0
Lewis	3	2	17	5.7	7	0
Chargers	34	17	412	12.1	54	0
Opponents	36	21	292	8.1	30	0

Kickoff Returns	Ret.	Yds.	Avg.	Long	TD
Lewis	33	684	20.7	60	0
Bieniemy	7	110	15.7	18	0
Hendrickson	2	25	12.5	13	0
Means	2	22	11.0	14	0
A. Miller	2	42	21.0	29	0
Harmon	1	18	18.0	18	0
Chargers	47	901	19.2	60	0
Opponents	64	1063	16.6	48	0

Field Goals	1-19	20-29	30-39	40-49	50+
Carney	1/1	7/7	14/17	7/12	2/3
Chargers	1/1	7/7	14/17	7/12	2/3
Opponents	0/0	10/10	11/13	1/3	4/7

Carney (26G, 44G, 51G, 32G, 51G, 19G) (30G) (34G, 34G, 27G, 27G, 36G, 27G) (48t) (33G) (46B, 31B) (45G, 36G, 38G) (36G, 37N) (28G, 30B, 26G, 40N) (1) (36G) (56N, 47N, 27G, 34G) (47G, 43G) (38G) (32G, 49N) (48G, 38G, 43G, 45G)

Defensive Tackles (solo-ast-total-pd-ft-fr)	Seau	108-21-129	11-1-1	Plummer	78-15-93-1-2-0	Carrington	67-12-79-14-0-1	Richard	69-8-77-5-1-0	Frank	65-8-73-12-0-0	O'Neal	49-7-56-6-2-1	Lee	36-9-45-0-0-1	Vanhorne	36-6-42-2-0-0	Gordon	40-1-41-5-0-1	Pope	32-6-38-4-1-0	Mims	28-4-32-0-2-2	Winter	25-7-32-0-0-1	Hendrickson	23-5-28-0-0-1	Grossman	16-7-23-0-0-1	Williams	14-4-18-0-0-0	Fuller	8-0-8-3-0-0	Davis	4-0-4-1-0-0	Fields	2-1-3-0-0-0	Bush	1-1-2-0-0-0	Crews	1-0-1-0-0-0	White	1-0-1-0-0-0	Castle	0-1-1-0-0-0	Johnson	0-1-1-0-0-0
---------------------------------------------	------	------------	--------	---------	----------------	------------	-----------------	---------	---------------	-------	----------------	--------	---------------	-----	---------------	----------	---------------	--------	---------------	------	---------------	------	---------------	--------	---------------	-------------	---------------	----------	---------------	----------	---------------	--------	-------------	-------	-------------	--------	-------------	------	-------------	-------	-------------	-------	-------------	--------	-------------	---------	-------------

YEAR-BY-YEAR STATISTICS

1992 FINAL STATISTICS

(11-5 Overall) First-Place in the AFC West

Date	W/L	Score	Opponent	Att.
09/06	L	10-24	Kansas City	45,024
09/13	L	13-21	@ Denver	74,367
09/20	L	6-23	Pittsburgh	46,127
09/27	L	0-27	@ Houston	57,491
10/04	W	17-6	Seattle	36,783
10/18	W	34-14	@ Indianapolis	48,552
10/25	W	24-21	Denver	53,576
11/01	W	26-0	Indianapolis	40,324
11/08	L	14-16	@ Kansas City	72,826
11/15	W	14-13	@ Cleveland	58,396
11/22	W	29-14	Tampa Bay	43,197
11/29	W	27-3	L.A. Raiders †	59,894
12/06	W	27-21	@ Phoenix	26,880
12/13	W	27-10	Cincinnati	50,579
12/20	W	36-14	@ L.A. Raiders	40,152
12/27	W	31-14	@ Seattle	49,324

† Local Television Blackout Lifted

Team Statistics	Chargers	Opponents
TOTAL FIRST DOWNS	302	250
Rushing	118	80
Passing	161	157
Penalty	23	13
Third Down: Made/Att.	87/221	73/200
Third Down Pct.	39.4	36.5
Fourth Down: Made/Att.	6/13	3/12
Fourth Down Pct.	.462	.250
TOTAL NET YARDS	5221	4227
Avg. Per Game	326.3	264.2
Total Plays	1018	907
Avg. Per Play	5.1	4.7
NET YARDS RUSHING	1875	1395
Avg. Per Game	117.2	87.2
Total Rushes	489	365
NET YARDS PASSING	3346	2832
Avg. Per Game	209.1	177.0
Sacked/Yards Lost	33/268	51/356
Gross Yards	3614	3188
Attempts/Completions	496/282	491/271
Completion Pct.	.569	.552
Had Intercepted	21	25
PUNTS/AVERAGE	68/46.6	80/44.6
NET PUNTING YARDS	364	381
PENALTIES/YARDS	91/813	98/798
FUMBLE/BALL LOST	26/12	18/11
TOUCHDOWNS	36	29
Rushing	18	10
Passing	16	17
Returns	2	2
TIME OF POSSESSION	32:03	27:57

Score by Quarters	Q1	Q2	Q3	Q4	OT	PTS.
Chargers	69	92	12	102	0	335
Opponents	62	46	59	74	0	241

Scoring	TD	RU	PA	RT	PAT	FG	S	PTS.
Carney	0	0	0	0	35/35	26/32	0	113
Miller	8	0	7	1	0/0	0/0	0	48
Bernstine	4	4	0	0	0/0	0/0	0	24
Butts	4	4	0	0	0/0	0/0	0	24
Harmon	4	3	1	0	0/0	0/0	0	24
Humphries	4	4	0	0	0/0	0/0	0	24
Lewis	4	0	4	0	0/0	0/0	0	24
Bieniemy	3	3	0	0	0/0	0/0	0	18
Jefferson	2	0	2	0	0/0	0/0	0	12
Walker	2	0	2	0	0/0	0/0	0	12
Carrington	1	0	0	1	0/0	0/0	0	6
Grossman	0	0	0	0	0/0	0/0	2	4
Mims	0	0	0	0	0/0	0/0	1	2
Chargers	36	18	16	2	35/35	26/32	3	335
Opponents	29	10	17	2	28/29	13/16	0	241

2-Pt. Conversions: Chargers 0-0, Opponents 0-0

Sacks: O'Neal 17.0, Mims 10.0, Grossman 8.0, B. Winter 6.0, Seau 4.5, Thornton 2.0, D. Hall 1.0, Rolling 1.0, White 1.0, Lee 0.5, Chargers 51.0, Opponents 33.0

Special Teams Tackles (solo-ast-total): Hendrickson 10-2-12, Marve 7-2-9, Frank 7-1-8, May 5-3-8, Richard 7-0-7, Carrington 6-0-6, Plummer 3-2-5, Vanhorse 3-2-5, Hall 3-1-4, Murphy 3-1-4, Jefferson 3-0-3, Pope 2-1-3, Brennan 2-0-2, Fields 2-0-2, Anno 2-0-2, Bieniemy 1-0-1, Carney 1-0-1, Harmon 1-0-1, Kidd 1-0-1

Passing	Att.	Comp.	Yds.	Comp.%	Yds./Att.
Humphries	454	263	3356	.579	7.39
Gagliano	42	19	258	.452	6.14
Chargers	496	282	3614	.569	7.29
Opponents	491	271	3188	.552	6.49

Rushing	No.	Yds.	Avg.	Long	TD
Butts	218	809	3.7	22	4
Bernstine	106	499	4.7	25t	4
Bieniemy	74	264	3.6	21	3
Harmon	55	235	4.3	33	3
Humphries	28	79	2.8	25	4
Lewis	2	7	3.5	4	0
Miller	1	-1	-1.0	-1	0
Gagliano	3	-4	-1.3	0	0
Kidd	2	-13	-6.5	0	0
Chargers	489	1875	3.8	33	18
Opponents	365	1395	3.8	52	10

Receiving	No.	Yds.	Avg.	Long	TD
Harmon	79	914	11.6	55	1
Miller	72	1060	14.7	67l	7
Lewis	34	580	17.1	62	4
Walker	34	393	11.6	59	2
Jefferson	29	377	13.0	51	2
Brennan TM	3	22	7.3	12	0
Bernstine	12	86	7.2	16	0
Butts	5	73	8.1	22	0
Bieniemy	5	49	9.8	25	0
Young	4	45	11.3	14	0
Claborne	1	15	15.0	15	0
Chargers	282	3614	12.8	67l	16
Opponents	271	3188	11.8	83t	17

Interceptions	No.	Yds.	Avg.	Long	TD
Carrington	6	152	25.3	69	1
Byrd	4	88	22.0	44	0
Frank	4	37	9.3	33	0
Richard	3	26	8.7	20	0
Seau	2	51	25.5	29	0
Plummer	2	40	20.0	38	0
Blaylock	2	0	0.0	0	0
Vanhorse	1	11	11.0	11	0
Fields	1	0	0.0	0	0
Chargers	25	405	16.2	69	1
Opponents	21	241	11.5	99l	1

Punting	No.	Yds.	Avg.	Net	TB	I-20	Lg.	B
Kidd	68	2899	42.6	36.4	9	22	65	0
Chargers	68	2899	42.6	36.4	9	22	65	0
Opponents	80	3565	44.6	38.1	8	18	62	0

Punt Returns	Ret.	FC	Yds.	Avg.	Lg.	TD
Bieniemy	30	3	229	7.6	21	0
Lewis	13	5	127	9.8	25	0
Brennan TM	1	1	3	3.0	3	0
Chargers	44	12	359	8.2	25	0
Opponents	24	19	244	10.0	46l	1

Kickoff Returns	Ret.	Yds.	Avg.	Long	TD
Lewis	19	402	21.2	62	0
Bieniemy	15	257	17.1	30	0
Harmon	7	96	13.7	30	0
Hendrickson	2	14	7.0	8	0
Brennan TM	1	10	10.0	30	0
Miller	1	33	33.0	33	0
Chargers	45	812	18.0	62	0
Opponents	54	962	17.8	52	0

Field Goals	1-19	20-29	30-39	40-49	50+
Carney	0/0	13/14	5/7	7/8	1/3
Chargers	0/0	13/14	5/7	7/8	1/3
Opponents	0/0	4/5	4/5	5/6	0/0

Carney (45G) (37B, 20G, 27G) (24G, 43G, 25N) () (49G, 34N, 51N) (23G, 27G) (52N, 37G) (33G) () (48B) (26G, 31G) (27G, 21G) (50G, 45G) (21G, 48G) (42G, 23G, 25G, 28G, 23G) (31G, 38G, 47G)

Defensive Tackles (solo-ast-total-pd-ff-r): Seau 79-23-102-10-1-1, Richard 59-20-79-3-0-1, O'Neal 68-10-78-4-0-1, Mims 41-12-53-4-1-1, Plummer 41-12-53-2-1-1, Vanhorse 43-7-50-11-0-0, Byrd 45-4-49-20-1-2, Rolling 42-7-49-1-2-1, Carrington 42-5-47-8-2-0, Grossman 41-5-46-1-0-0, Winter 32-9-41-2-0-0, Blaylock 33-4-37-6-0-0, Thornton 21-8-29-0-0-1, Frank 26-3-29-8-0-0, Hall 22-4-26-5-2-0, Fields 19-6-25-0-0-0, Hendrickson 7-4-11-0-0-0, Lee 5-2-7-0-1-1, Murphy 1-2-0-0-0, Savage 1-0-1-0-0-0, White 1-0-1-0-0-0

TD	TD%	Int.	Int.%	Long	Sack/Lost	Rating
16	.035	18	.040	67l	28/218	76.4
0	.000	3	.071	55	5/50	35.6
16	.032	21	.042	67l	33/268	72.9
17	.035	25	.051	83t	51/356	65.5

YEAR-BY-YEAR STATISTICS

1991 FINAL STATISTICS

(4-12 Overall) Fifth-Place in the AFC West

Date	W/L	Score	Opponent	Att.
09/01	L	20-26	@ Pittsburgh	55,848
09/08	L	14-34	@ San Francisco	60,753
09/15	L	10-13	Atlanta	44,804
09/22	L	19-27	@ Denver	73,258
09/29	L	13-14	Kansas City	44,907
10/06	W	21-13	@ L.A. Raiders	42,787
10/13	L	24-30	@ L.A. Rams	47,433
10/20	L	24-30 OT	Cleveland	48,440
10/27	W	17-14	@ Seattle	58,025
11/10	W	24-21	Seattle	43,597
11/17	W	24-21	New Orleans	48,420
11/24	L	3-24	@ New York Jets	59,025
12/01	L	7-9	L.A. Raiders †	56,780
12/08	L	17-20 OT	@ Kansas City	73,330
12/15	W	38-30	Miami	47,731
12/22	L	14-17	Denver	51,449

† Local Television Blackout Lifted

Total Statistics

Team Statistics	Chargers	Opponents
TOTAL FIRST DOWNS	285	292
Rushing	114	94
Passing	155	181
Penalty	16	17
Third Down: Made/Ail.	76/217	68/189
Third Down Pct.	.350	.360
Fourth Down: Made/Ail.	13/25	6/8
Fourth Down Pct.	.520	.750
TOTAL NET YARDS	4995	5111
Avg. Per Game	312.2	319.4
Total Plays	1010	961
Avg. Per Play	4.9	5.3
NET YARDS RUSHING	2248	1666
Avg. Per Game	140.5	104.1
Total Rushes	464	430
NET YARDS PASSING	2747	3445
Avg. Per Game	171.7	215.3
Sacked/Yards Lost	35/236	28/183
Gross Yards	2983	3628
Attempts/Completions	511/272	503/300
Completion Pct.	.532	.596
Had Intercepted	16	19
PUNTS/AVERAGE	77/39.8	76/40.3
NET PUNTING AVG.	34.8	35.2
PENALTIES/YARDS	96/799	87/718
FUMBLES/BALL LOST	24/12	22/9
TOUCHDOWNS	31	39
Rushing	16	15
Passing	13	22
Returns	2	2
TIME OF POSSESSION	30:02	29:59

Score by Quarters

	Q1	Q2	Q3	Q4	OT	PTS.
Chargers	41	95	37	101	0	274
Opponents	63	97	73	100	9	342

Scoring

	TD	RU	PA	RT	PAT	FG	S	PTS.
Carney	0	0	0	0	31/31	19/29	0	88
Bernstine	8	8	0	0	0/0	0/0	0	48
Butts	7	6	1	0	0/0	0/0	0	42
Lewis	4	0	3	1	0/0	0/0	0	24
McEwen	3	0	3	0	0/0	0/0	0	18
Miller	3	0	3	0	0/0	0/0	0	18
Harmon	2	1	1	0	0/0	0/0	0	12
Hendrickson	2	1	1	0	0/0	0/0	0	12
Frank	1	1	0	0	0/0	0/0	0	6
Jefferson	1	0	1	0	0/0	0/0	0	6
Chargers	31	16	13	2	31/31	19/29	0	274
Opponents	39	15	22	2	37/38	23/29	1	342

2-Pt. Conversions: Chargers 0-0, Opponents 0-0

Sacks: O'Neal 9.0, Seau 7.0, Grossman 5.5, Benson 1.0, Elder 1.0, Phillips 1.0, Plummer 1.0, Rolling 1.0, Shelton 1.0, Hinkle 0.5, **Chargers 28.0**, Opponents 35.0

Special Teams Tackles (solo-asst-total): Carrington 16-3-19, Clark 12-1-13, Hendrickson 9-3-12, Frank 9-0-9, Elder 8-1-9, Butts 6-0-6, Thaxton 5-1-6, Harmon 4-1-5, Bayless 3-0-3, Kirk 3-0-3, Plummer 2-0-2, Bieniemy 1-0-1, Mack 1-0-1, Rodenhauser 1-0-1, Fields 0-1-1

Rushing	No.	Yds.	Avg.	Long	TD
Butts	193	834	4.3	44	6
Bernstine	159	766	4.8	63	8
Harmon	89	544	6.1	33	1
Jefferson	1	27	27.0	27	0
Gagliano	3	19	6.3	16	0
Friesz	10	18	1.8	11	0
Bieniemy	3	17	5.7	15	0
Lewis	3	10	3.3	9	0
Samuels	2	10	5.0	6	0
Hendrickson	1	3	3.0	3	1
Chargers	464	2248	4.8	63	16
Opponents	430	1666	3.9	63	15

Receiving	No.	Yds.	Avg.	Long	TD
Harmon	59	555	9.4	36	1
Miller	44	649	14.8	58	3
Lewis	42	554	13.2	49	3
McEwen	37	399	10.8	30	3
Taylor	24	218	9.1	27	0
Walker	20	134	6.7	14	0
Jefferson	12	125	10.4	29	1
Bernstine	11	124	11.3	25	0
Butts	10	91	9.1	46	1
Cox TM	5	53	10.6	19	0
Hendrickson	4	36	9.0	20	1
Samuels	2	33	16.5	29	0
Young	2	12	6.0	6	0
Chargers	272	2983	11.0	58	13
Opponents	300	3628	12.1	89	22

Interceptions	No.	Yds.	Avg.	Long	TD
Byrd	6	48	8.0	22	0
Carrington	3	30	10.0	19	0
Rolling	2	54	27.0	47	0
Richard	2	5	2.5	3	0
Smith	2	0	0.0	0	0
Frank	1	71	71.0	71	1
Shelton	1	19	19.0	19	0
Bayless	1	0	0.0	0	0
Elder	1	0	0.0	0	0
Chargers	19	227	11.9	71	1
Opponents	16	183	11.4	49	1

Punting	No.	Yds.	Avg.	Net	Bk	I-20	Lg.	B
Kidd	76	3064	40.3	34.8	6	22	60	1
Chargers	77	3064	39.8	34.8	6	22	60	1
Opponents	76	3064	40.3	35.2	3	18	60	0

Punt Returns	Ret.	FC	Yds.	Avg.	Lg.	TD
Taylor	28	18	269	9.6	48	0
Lewis	5	5	59	11.8	26	0
Byrd	0	2	0	0.0	0	0
Chargers	33	25	328	9.9	48	0
Opponents	32	25	267	8.3	32	0

Kickoff Returns	Ret.	Yds.	Avg.	Long	TD
Elder	27	535	19.8	42	0
Lewis	23	578	25.1	95	1
Harmon	2	25	12.5	14	0
Benson	1	2	2.0	2	0
Bernstine	1	7	7.0	7	0
Butts	1	0	0.0	0	0
Carrington	0	24	—	24	0
Chargers	55	1171	21.3	95	1
Opponents	52	1034	19.9	76	0

Field Goals	1-19	20-29	30-39	40-49	50+
Carney	1/1	6/6	6/8	4/10	2/4
Chargers	1/1	6/6	6/8	4/10	2/4
Opponents	2/2	6/6	11/13	1/4	3/4

Carney (36N, 48G, 35G) () (53N, 47N, 39G, 47N) (41G, 43G, 43G, 36G) (36N, 26G, 37G) () (27G) (27G, 48N) (29G, 24G, 56N, 36G) (54G) (19G) (53G, 46N) (44B) (47N, 37G) (35G) ()

Defensive Tackles (solo-asst-total-pd-ft-fr): Seau 111-18-129-2-0-0, Plummer 88-23-111-0-1-1, O'Neal 63-5-68-1-2-0, Rolling 52-11-63-5-0-1, Richard 50-9-59-3-1-0, Grossman 47-10-57-0-1-1, Bayless 46-11-57-6-2-1, Seale 47-5-52-8-1-0, Frank 40-1-41-6-0-0, Byrd 33-6-39-16-1-0, Phillips 32-4-36-2-1, Hinkle 28-4-32-0-2-1, Shelton 23-3-26-1-0-0, Smith 17-6-23-3-2-1, Elder 20-2-22-3-0-0, Thornton 16-2-18-1-0-0, Carrington 17-0-17-7-0, Thaxton 4-0-4-0-0-0, Benson 3-1-4-0-0-0, Mack 3-1-4-1-0-0, McClendon 1-0-1-0-0-0

Passing	Att.	Comp.	Yds.	Comp.%	Yds./Att.	TD	TD%	Int.	Int.%	Long	Sack/Lost	Rating
Friesz	487	262	2896	.538	5.95	12	.025	15	.031	58	32/214	67.1
Gagliano	23	9	76	.391	3.30	0	.000	1	.043	17	3/22	30.3
Bernstine	1	1	11	100.0	11.00	1	1.000	0	.000	11	0/0	152.1
Chargers	511	272	2983	.532	5.84	13	.025	16	.031	58	35/236	66.2
Opponents	503	300	3628	.596	7.21	22	.044	19	.038	89	28/183	80.7

1989 FINAL STATISTICS

(6-10 Overall) Fifth-Place in the AFC West

Date	W/L	Score	Opponent	Att.
09/10	L	14-40	@ L.A. Raiders	40,237
09/17	L	27-34	Houston	42,013
09/24	W	21-6	Kansas City	40,128
10/01	W	24-13	@ Phoenix	44,201
10/08	L	10-16	@ Denver	75,222
10/15	L	16-17	Seattle	50,079
10/22	L	13-20	New York Giants	48,566
10/29	L	7-10	@ Seattle	59,691
11/05	W	20-17	Philadelphia	47,019
11/12	W	14-12	L.A. Raiders †	59,151
11/19	L	17-20	@ Pittsburgh	44,203
11/26	L	6-10	@ Indianapolis	58,822
12/03	L	17-20	New York Jets	38,954
12/10	L	21-26	@ Washington	47,693
12/17	W	20-13	@ Kansas City	40,623
12/24	W	19-16	Denver	50,524

† Local Television Blackout Lifted

Team Statistics

	Chargers	Opponents
TOTAL FIRST DOWNS	267	295
Rushing	95	102
Passing	149	172
Penalty	23	21
Third Down: Made/Att.	81/223	81/227
Third Down Pct.	.363	.357
Fourth Down: Made/Att.	6/18	8/13
Fourth Down Pct.	.333	.615
TOTAL NET YARDS	4910	4764
Avg. Per Game	306.9	297.8
Total Plays	986	1040
Avg. Per Play	5.0	4.6
NET YARDS RUSHING	1873	1813
Avg. Per Game	117.1	113.3
Total Rushes	432	479
NET YARDS PASSING	3037	2951
Avg. Per Game	189.8	184.4
Sacked/Yards Lost	39/254	48/360
Gross Yards	3291	3311
Attempts/Completions	515/270	513/283
Completion Pct.	.524	.552
Had Intercepted	19	25
PUNTS/AVERAGE	84/39.5	79/38.6
NET PUNTING AVG.	32.4	32.9
PENALTIES/YARDS	122/906	93/741
FUMBLES/BALL LOST	24/17	21/13
TOUCHDOWNS	31	29
Rushing	13	13
Passing	15	15
Returns	3	1
TIME OF POSSESSION	28:55	31:05

Score by Quarters

	Q1	Q2	Q3	Q4	OT	PTS.
Chargers	52	43	67	104	0	266
Opponents	42	92	67	89	0	290

Scoring

	TD	RU	PA	RT	PAT	FG	S	PTS.
Bahr	0	0	0	0	29/30	17/25	0	80
A. Miller	11	0	10	1	0/0	0/0	0	66
Butts	9	9	0	0	0/0	0/0	0	54
Spencer	3	3	0	0	0/0	0/0	0	18
Bernstine	2	1	1	0	0/0	0/0	0	12
Cox	2	0	2	0	0/0	0/0	0	12
Glenn	1	0	0	1	0/0	0/0	0	6
Parker	1	0	1	0	0/0	0/0	0	6
B. Smith	1	0	0	1	0/0	0/0	0	6
Walker	1	0	1	0	0/0	0/0	0	6
Chargers	31	13	15	3	29/30	17/25	0	266
Opponents	29	13	15	1	27/29	29/41	1	290

2-Pt. Conversions: Chargers 0-0, Opponents 0-0

Sacks: Williams 14.0, O'Neal 12.5, Grossman 10.0, Hinkle 2.5, L. Miller 2.5, B. Smith 2.5, Bayless 1.0, Glenn 1.0, Lyles 1.0, Phillips 1.0, **Chargers** 48.0, **Opponents** 39.0

Special Teams **Chargers (solo-ast-total):** Woodard 12-2-14, Patterson 11-0-11, Figaro 9-1-10, Brandon 8-1-9, Bennett 6-0-6, Plummer 6-0-6, Butts 5-0-5, Lyles 5-0-5, Bayless 4-0-4, Hinkle 3-0-3, Spencer 3-0-3, Ilesic 2-1-3, Parker 2-0-2, Bahr 1-0-1, Campbell 1-0-1, Holland 1-0-1, Smith 1-0-1

	No.	Yds.	Avg.	Long	TD
Rushing					
Butts	170	683	4.0	50†	9
Spencer	134	521	3.9	15†	3
Nelson TM	36	197	5.5	28	0
McMahon	29	141	4.9	15	0
Bernstine	15	137	9.1	32†	1
Brinson	17	64	3.8	9	0
Holland	6	46	7.7	24	0
A. Miller	4	21	5.3	24	0
Early	1	19	19.0	19	0
Floyd	8	15	1.9	5	0
Archer	2	14	7.0	14	0
Walker	1	9	9.0	9	0
Plummer	1	6	6.0	6	0
Caravello	1	0	0.0	0	0
Tolliver	7	0	0.0	3	0
Chargers	432	1873	4.3	50†	13
Opponents	479	1813	3.8	59	13

	No.	Yds.	Avg.	Long	TD
Receiving					
A. Miller	75	1252	16.7	69†	10
Nelson TM	31	328	10.6	49	0
Holland	26	336	12.9	37	0
Walker	24	395	16.5	49	1
Cox	22	200	9.1	24	2
Bernstine	21	222	10.6	36	1
Spencer	18	112	6.2	23	0
Brinson	12	71	5.9	11	0
Early	11	126	11.5	21	0
Caravello	10	95	9.5	37	0
McEwen	7	99	14.1	29	0
Butts	7	21	3.0	8	0
Allen TM	2	19	9.5	11	0
Parker	2	5	2.5	4	1
Floyd	1	6	6.0	6	0
McMahon	1	4	4.0	4	0
Chargers	270	3291	12.2	69†	15
Opponents	283	3311	11.7	59†	15

	No.	Yds.	Avg.	Long	TD
Interceptions					
Byrd	7	37	5.4	22	0
Glenn	4	52	13.0	31	0
Seale	4	47	11.8	25	0
Bennett	3	4	1.3	4	0
Patterson	2	44	22.0	34	0
Lyles	2	28	14.0	28	0
B. Smith	1	9	9.0	9	0
Figaro	1	2	2.0	2	0
Bayless	1	0	0.0	0	0
Chargers	25	224	9.0	34	0
Opponents	19	179	9.4	40	0

	No.	Yds.	Avg.	Net	TB	I-20	Lg.	B
Punting								
Ilesic	76	3049	40.1	32.9	7	11	64	0
Colbert	8	266	33.3	27.9	0	0	46	0
Chargers	84	3315	39.5	32.4	7	11	64	0
Opponents	79	3050	38.6	32.9	9	21	63	1

	Ret.	FC	Yds.	Avg.	Lg.	TD
Punt Returns						
McConkey TM	14	15	111	7.9	20	0
Brinson	11	0	112	10.2	52	0
Walker	6	4	31	5.2	13	0
Usher TM	3	0	15	5.0	11	0
Allen TM	2	0	3	1.5	3	0
Figaro	1	0	0	0.0	0	0
Lyles	1	0	0	0.0	0	0
Byrd	0	1	0	—	—	0
Chargers	38	20	272	7.2	52	0
Opponents	43	10	451	10.5	38	0

	Ret.	Yds.	Avg.	Long	TD
Kickoff Returns					
Holland	29	510	17.6	34	0
A. Miller	21	533	25.4	91†	1
Usher TM	10	159	15.9	26	0
Floyd	3	12	4.0	12	0
Figaro	1	21	21.0	21	0
Chargers	64	1235	19.3	91†	1
Opponents	57	1249	21.9	84†	1

	1-19	20-29	30-39	40-49	50+
Field Goals					
Bahr	0/0	6/6	6/9	4/6	1/4
Chargers	0/0	6/6	6/9	4/6	1/4
Opponents	1/1	11/12	12/13	4/11	1/4
Bahr () () () (37G) (39G) (29G, 51B) (26G, 30G, 52N) () (23G, 33N, 49G) () (27G, 38N) (33G, 44N, 38G) (39G, 37N) () (43G, 42N, 20G) (22G, 41G, 53G, 52N, 45G)					

Defensive Tackles (solo-ast-total-pf-fr): Plummer 111-35-146-1-0-1, O'Neal 78-18-96-2-2-2, Smith 59-16-75-4-1-2, Williams 62-6-68-5-1-0, Glenn 55-13-68-9-0-1, Figaro 54-10-64-1-0-1, Byrd 55-8-63-10-2-0, Grossman 47-16-63-1-0-0, Bayless 49-12-61-3-0-1, Seale 49-3-52-12-0-0, Phillips 29-8-37-0-0-0, Lyles 25-8-33-0-1-1, Patterson 26-3-29-4-0-0, Collins 20-6-26-1-0-0, Bennett 21-1-22-1-0-0, Miller 15-3-18-0-0-1, Hinkle 13-3-16-0-0-0

	Passing	Att.	Comp.	Yds.	Comp.%	Yds./Att.	TD	TD%	Int.	Int.%	Long	Sack/Lost	Rating
McMahon	318	176	2132	.553	6.70	10	.031	10	.031	69†	28/167	73.5	
Tolliver	185	89	1097	.481	5.93	5	.027	8	.043	49	9/75	57.9	
Archer	12	5	62	.417	5.17	0	.000	1	.083	17	2/12	23.6	
Chargers	515	270	3291	.524	6.39	15	.029	19	.037	69†	39/254	66.7	
Opponents	513	283	3311	.552	6.45	15	.029	25	.049	59†	48/360	64.4	

YEAR-BY-YEAR STATISTICS

1986 FINAL STATISTICS

(4-12 Overall) Fifth-Place in the AFC West

Date	W/L	Score	Opponent	Att.
09/07	W	50-28	Miami †	57,726
09/14	L	7-20	@ New York Giants	74,921
09/21	L	27-30	Washington	57,853
09/28	L	13-17	@ L.A. Raiders	63,153
10/06	L	7-33	@ Seattle	63,207
10/12	L	14-31	Denver †	55,662
10/19	L	41-42	@ Kansas City	55,767
10/26	L	7-23	@ Philadelphia	41,469
11/02	L	23-24	Kansas City	48,518
11/09	W	9-3	@ Denver	75,622
11/16	L	21-24	Dallas †	55,622
11/20	L	31-37 OT	L.A. Raiders †	56,031
11/30	W	17-3	@ Indianapolis	47,950
12/07	W	27-0	@ Houston	40,103
12/14	L	24-34	Seattle	47,096
12/21	L	17-47	@ Cleveland	68,505

Team Statistics		Chargers	Opponents
TOTAL FIRST DOWNS			
Rushing		334	308
Passing		98	104
Penalty		212	182
Third Down: Made/Att.		98/231	95/221
Third Down Pct.		.424	.430
Fourth Down: Made/Att.		6/13	1/5
Fourth Down Pct.		.462	.200
TOTAL NET YARDS			
		5356	5366
Avg. Per Game		334.8	335.4
Total Plays		1107	1046
Avg. Per Play		4.8	5.1
NET YARDS RUSHING			
		1576	1678
Avg. Per Game		98.5	104.9
Total Rushes		471	475
NET YARDS PASSING			
		3780	3688
Avg. Per Game		236.3	230.5
Sacked/Yards Lost		32/265	62/440
Gross Yards		4045	4128
Attempts/Completions		604/339	509/288
Completion Pct.		.561	.566
Had Interced		39	15
PUNTS/AVERAGE		79/40.8	81/40.8
NET PUNTING AVG.		32.9	34.9
PENALTIES/YARDS		119/977	108/918
FUMBLES/BALL LOST		29/16	42/22
TOUCHDOWNS		41	47
Rushing		19	14
Passing		21	27
Returns		1	6
TIME OF POSSESSION		30:32	29:28

Score by Quarters	Q1	Q2	Q3	Q4	OT	PTS.
Chargers	73	125	48	89	0	335
Opponents	64	98	101	127	6	396

Scoring	TD	RU	PA	RT	PAT	FG	S	PTS.
Benirschke	0	0	0	0	39/41	16/25	0	87
Anderson	9	1	8	0	0/0	0/0	0	54
McGee	7	7	0	0	0/0	0/0	0	42
Spencer	6	6	0	0	0/0	0/0	0	36
Winslow	5	0	5	0	0/0	0/0	0	30
Adams	4	4	0	0	0/0	0/0	0	24
Chandler	4	0	4	0	0/0	0/0	0	24
Joiner	2	0	2	0	0/0	0/0	0	12
Flick	1	1	0	0	0/0	0/0	0	6
Holohan	1	0	1	0	0/0	0/0	0	6
Johnson	1	0	1	0	0/0	0/0	0	6
O'Neal	1	0	0	1	0/0	0/0	0	6
Chargers	41	19	21	1	39/41	16/25	1	335
Opponents	47	14	27	6	45/46	23/31	0	396

2-Pt. Conversions: Chargers 0-0, Opponents 0-0

Sacks: Lee Williams 15.0, O'Neal 12.5, Smith 11.0, Hardison 6.5, Wilson 5.5, Benson 5.0, Ehin 2.5, Plummer 2.5, Robinson TM 1.0, Unrein 0.5, **Chargers 62.0**, Opponents 32.0

Rushing	No.	Yds.	Avg.	Long	TD
Anderson	127	442	3.5	17	1
Adams	118	366	3.1	22	4
Spencer	99	350	3.5	23	6
James	51	224	4.4	24	0
McGee	63	187	3.0	20	7
Herrmann	2	6	3.0	6	0
Flick	6	5	0.8	7	1
Mathison	1	-1	-1.0	-1	0
Fouts	4	-3	-0.7	0	0
Chargers	471	1576	3.3	24	19
Opponents	475	1678	3.5	28	14

Receiving	No.	Yds.	Avg.	Long	TD
Anderson	80	871	10.9	65	8
Winslow	64	728	11.4	28	5
Chandler	56	874	15.6	40	4
Joiner	34	440	12.9	33	2
Johnson	30	399	13.3	30	1
Holohan	29	356	12.3	34	1
James	23	173	7.5	18	0
McGee	10	105	10.5	18	0
Spencer	6	48	8.0	15	0
Adams	4	26	6.5	10	0
Sievers	2	14	7.0	9	0
Ware	1	11	11.0	11	0
Chargers	339	4045	11.9	65	21
Opponents	288	4128	14.3	72	27

Interceptions	No.	Yds.	Avg.	Long	TD
Byrd	5	45	9.0	18	0
Dale	4	153	38.3	50	0
Glenn TM	2	31	15.5	31	0
O'Neal	2	22	11.0	17	1
Brown TM	1	23	23.0	23	0
Taylor	1	0	0.0	0	0
Chargers	15	274	18.3	50	1
Opponents	33	421	12.8	80	2

Punting	No.	Yds.	Avg.	Net	TB	I-20	Lg.	B
Mojisienko	72	3026	42.0	32.9	11	15	62	2
Chandler	5	167	33.4	33.0	0	0	38	0
Chargers	79	3193	40.4	32.9	11	15	62	2
Opponents	81	3304	40.8	34.9	7	15	59	0

Punt Returns	Ret.	FC	Yds.	Avg.	Lg.	TD
Anderson	25	10	227	9.1	30	0
James	9	6	94	10.4	21	0
Chandler	3	0	13	4.3	10	0
Chargers	37	16	334	9.0	30	0
Opponents	43	5	370	8.6	48	1

Kickoff Returns	Ret.	Yds.	Avg.	Long	TD
Anderson	24	482	20.1	35	0
James	18	315	17.5	31	0
Adams	5	100	20.0	25	0
Spencer	5	81	16.2	21	0
Wyatt	5	74	14.8	23	0
Johnson	3	48	16.0	21	0
Winslow	2	11	5.5	3	0
Chandler	1	11	11.0	11	0
McGee	1	15	15.0	15	0
Plummer	1	0	0.0	0	0
Chargers	65	1137	17.5	35	0
Opponents	60	1088	18.1	46	0

Field Goals 1-19 20-29 30-39 40-49 50+
 Benirschke 1/1 6/9 5/8 3/5 1/2
Chargers 1/1 6/9 5/8 3/5 1/2
 Opponents 1/1 11/13 8/9 1/6 2/2
 Benirschke (26G, 36G, 36G) (1) (50G, 31G) (1) (30N) (1) (30G, 35N, 21G) (25G, 48G, 26N, 21G) (55N, 44N) (47G) (19G, 26B, 43N) (20G, 35G) (23G) (40G, 23N)

Defensive Tackles (solo-ast-total-pd-ff-ir): Smith 83-27-110-6-4-1, Dale 85-16-101-6-2-0, Plummer 78-20-98-3-1-3, Benson 65-25-90-5-3-1, O'Neal 61-21-82-6-3-1, Williams 57-16-73-6-0-1, Byrd 50-9-59-5-1-0, Lowe 43-12-55-0-1-2, Ehin 30-16-48-0-0-1, Brown 41-2-43-5-1-2, Taylor 33-6-39-12-0-1, Glenn 29-4-33-5-0-2, Davis 27-5-32-8-0-0, Allert 20-12-32-0-0-0, Robinson 20-9-29-3-2-1, Wyatt 19-6-25-1-0-0, Unrein 15-9-24-0-0-0, Hardison 17-6-23-0-1-1, Wilson 19-0-21-1-0-0, Hunter 17-4-21-5-0-0, Sullivan 16-5-21-1-0-0, Nelson 6-2-8-0-0-1, Winter 5-1-6-0-0-0

Passing	Att.	Comp.	Yds.	Comp.%	Yds./Att.	TD	TD%	Int.	Int.%	Long	Sack/Lost	Rating
Fouts	430	252	3031	.586	7.05	16	.037	22	.051	65	21/173	71.4
Herrmann	97	51	627	.526	6.46	2	.021	3	.031	28	5/43	66.8
Flick	73	33	361	.452	4.95	2	.027	8	.110	26	6/49	29.9
Holohan	2	1	21	.500	10.50	0	.000	0	.000	21	0/0	87.5
Anderson	1	1	4	100.0	4.00	1	100.0	0	.000	41	0/0	122.9
McGee	1	1	1	100.0	1.00	0	.000	0	.000	1	0/0	79.2
Chargers	604	339	4045	.561	6.70	21	.035	33	.055	65	32/265	65.6
Opponents	509	288	4128	.566	8.11	27	.053	15	.029	72	62/440	88.4

YEAR-BY-YEAR STATISTICS

1985 FINAL STATISTICS

(8-8 Overall) Fourth-Place in the AFC West

Date	W/L	Score	Opponent	Att.
09/08	W	14-9	@ Buffalo	67,597
09/15	L	35-49	Seattle	54,420
09/22	W	44-41	@ Cincinnati	52,270
09/29	L	7-21	Cleveland	52,107
10/06	L	21-26	@ Seattle	61,300
10/13	W	31-20	Kansas City	50,067
10/20	L	17-21	@ Minnesota	61,670
10/28	L	21-34	@ L.A. Raiders	69,297
11/03	W	30-10	Denver †	57,312
11/10	W	40-34 OT	L.A. Raiders †	58,566
11/17	L	24-30 OT	@ Denver	74,376
11/24	W	35-37	@ Houston	34,336
12/01	W	40-7	Buffalo	45,487
12/08	W	54-44	Pittsburgh †	52,098
12/15	W	20-14	Philadelphia	45,569
12/22	L	34-38	@ Kansas City	18,178

† Local Television Blackout Lifted

Team Statistics	Chargers	Opponents
TOTAL FIRST DOWNS	380	364
Rushing	92	122
Passing	259	218
Penalty	29	24
Third Down: Made/Att.	86/208	89/209
Third Down Pct.	.413	.426
Fourth Down: Made/Att.	6/10	8/12
Fourth Down Pct.	.600	.667
TOTAL NET YARDS	6535	6265
Avg. Per Game	408.4	391.6
Total Plays	1111	1105
Avg. Per Play	5.9	5.7
NET YARDS RUSHING	1665	1972
Avg. Per Game	104.1	123.3
Total Rushes	440	470
NET YARDS PASSING	4870	4293
Avg. Per Game	304.4	268.3
Sacked/Yards Lost	39/305	40/304
Gross Yards	5175	4597
Attempts/Completions	632/386	595/357
Completion Pct.	.611	.600
Had Intercepted	30	26
PUNTS/AVERAGE	68/42.4	70/38.8
NET PUNTING AVG.	35.7	33.5
PENALTIES/YARDS	100/93.7	86/70.3
FUMBLE/BALL LOST	44/19	37/16
TOUCHDOWNS	60	55
Rushing	20	25
Passing	37	28
Returns	3	2
TIME OF POSSESSION	29:21	30:39

Score by Quarters	Q1	Q2	Q3	Q4	OT	PTS.
Chargers	86	134	96	145	6	467
Opponents	82	124	114	109	6	435

Scoring	TD	RU	PA	RT	PAT	FG	S	PTS.
Thomas	0	0	0	0	51/55	18/28	0	105
Chandler	10	0	10	0	0/0	0/0	0	60
Spencer	10	10	0	0	0/0	0/0	0	60
James	8	2	6	0	0/0	0/0	0	48
Anderson	7	4	2	1	0/0	0/0	0	42
Joiner	7	0	7	0	0/0	0/0	0	42
Sievers	6	0	6	0	0/0	0/0	0	36
Holohan	3	0	3	0	0/0	0/0	0	18
McGee	3	3	0	0	0/0	0/0	0	18
Bendross	2	0	2	0	0/0	0/0	0	12
Adams	1	1	0	0	0/0	0/0	0	6
Dale	1	0	0	1	0/0	0/0	0	6
Hendy	1	0	0	1	0/0	0/0	0	6
Johnson	1	0	1	0	0/0	0/0	0	6
Benirschke	0	0	0	0	2/2	0/0	0	2
Chargers	60	20	37	3	53/57	18/28	0	467
Opponents	55	25	28	2	51/53	18/30	0	435

2-Pt. Conversions: Chargers 0-0, Opponents 0-0

Sacks: Williams 9.0, Robinson 7.0, L. King 6.0, Lowe 5.5, Wilson 3.0, Bradley 2.0, Garnett TM 1.0, B. Smith 2.0, Ehin 1.5, Davis 1.0, Ferguson TM 1.0, Green 1.0, **Chargers 40.0**, Opponents 39.0

Rushing	No.	Yds.	Avg.	Long	TD
James	105	516	4.9	56t	2
Spencer	124	478	3.9	24	10
Anderson	116	429	3.7	27	4
McGee	42	181	4.3	44	3
Adams	16	49	3.1	14	1
Steels TM	6	12	2.0	5	0
Chandler	1	9	9.0	9	0
Mojsiejenko	0	0	0.0	0	0
Fouls	1	-1	-0.1	7	0
Herrmann	18	-8	-0.4	11	0
Chargers	440	1665	3.8	56t	20
Opponents	470	1972	4.2	61	25

Receiving	No.	Yds.	Avg.	Long	TD
James	86	1027	11.9	67t	6
Chandler	67	1199	17.9	75t	7
Joiner	59	932	15.8	39t	7
Holohan	42	458	10.9	23	3
Sievers	41	438	10.7	30t	6
Anderson	35	422	12.1	52t	2
Winslow	25	318	12.7	26	0
Bendross	11	156	14.2	54t	2
Spencer	11	135	12.3	43	0
Johnson	4	51	12.8	20t	1
McGee	3	15	5.0	7	0
Adams	1	12	12.0	12	0
Faulkner	1	12	12.0	12	0
Chargers	386	5175	13.4	75t	37
Opponents	357	4597	12.9	84t	28

Interceptions	No.	Yds.	Avg.	Long	TD
Walters	5	71	14.2	30	0
Hendy	4	139	34.8	75t	1
Lowe	3	6	2.0	4	0
Dale	2	83	41.5	47t	1
Bradley	2	36	18.0	18	0
Davis	2	29	14.5	28	0
Green	2	17	8.5	12	0
L. King	2	8	4.0	5	0
McPherson	1	30	30.0	30	0
Byrd	1	25	25.0	25	0
Williams	1	17	17.0	17	0
B. Smith	1	0	0.0	0	0
Chargers	26	461	17.7	75t	2
Opponents	30	268	8.9	27	0

Punting	No.	Yds.	Avg.	Net	TB	I-20	Lg.	B
Mojsiejenko	68	2881	42.4	35.7	9	15	67	0
Chargers	68	2881	42.4	35.7	9	15	67	0
Opponents	70	2717	38.8	33.5	8	21	61	1

Punt Returns	Ret.	FC	Yds.	Avg.	Lg.	TD
James	25	8	213	8.5	24	0
McPherson	0	2	0	—	—	0
Steels TM	0	1	0	—	—	0
Chargers	25	11	213	8.5	24	0
Opponents	36	1	274	7.6	20	0

Kickoff Returns	Ret.	Yds.	Avg.	Long	TD
James	13	771	21.6	46	0
Anderson	3	302	23.2	98t	1
Steels TM	10	223	22.3	54	0
McGee	7	135	19.3	33	0
Adams	2	50	25.0	26	0
Bendross	1	2	2.0	2	0
Holohan	1	0	0.0	0	0
Sievers	1	3	3.0	3	0
Chargers	71	1494	21.0	98t	1
Opponents	68	1363	20.0	51	0

Field Goals 1-19 20-29 30-39 40-49 50+
 Thomas 1/1 8/8 6/10 3/7 0/2
Chargers 1/1 8/8 6/10 3/7 0/2
 Opponents 0/0 5/6 6/10 5/9 2/5
 Thomas () (21G) (20G, 28G, 52N, 34G) (31N) () (30G) (42G) (50N) (36G, 35G, 18G) (34G, 23G, 30N, 35N) (40B, 47B, 41N, 36G) (47N) (24G, 28G) () (45G, 46G) (24G, 26G, 32N)

Defensive Tackles (solo-ast-total-pd-fr-flr) Smith 99-32-13 17-2-3, Green 79-25-104-6-2-2, Byrd 84-16-100-4-2-1, King 68-16-84-3-6-0, Dale 67-10-77-8-1-0, Lowe 50-12-62-1-0, Hendy 44-13-57-4-0-1, Walters 51-5-56-9-0-1, Ehin 39-14-53-3-0-1, Williams 40-9-49-6-1-1, Bradley 32-3-35-7-0-2, Nelson 26-8-34-0-1-0, Wilson 23-7-30-2-1-1, Robinson 19-1-20-4-0-1, O'Bard 12-8-20-2-0-0, Osby 8-3-11-1-0-0

Passing	Att.	Comp.	Yds.	Comp.%	Yds./Att.	TD	TD%	Int.	Int.%	Long	Sack/Lost	Rating
Fouls	430	254	3638	.591	8.46	27	.063	20	.047	75t	18/135	88.1
Herrmann	201	132	1537	.657	7.65	10	.050	10	.050	59	19/157	84.5
Holohan	1	0	0	.000	0.00	0	0.000	0	.000	0	1/8	39.6
Anderson	0	0	0	—	—	0	—	0	—	0	1/5	—
Chargers	632	386	5175	.611	8.19	37	.059	30	.047	75t	39/305	86.8
Opponents	595	357	4597	.600	7.73	28	.047	26	.044	84t	40/304	81.8

1983 FINAL STATISTICS

(6-10 Overall) Fourth-Place in the AFC West

Date	W/L	Score	Opponent	Att.
09/04	L	29-41	New York Jets †	51,004
09/12	W	17-14	@ Kansas City	62,150
09/18	L	31-34	@ Seattle	61,714
09/25	L	24-30 OT	Cleveland †	49,482
10/02	W	41-34	@ New York Giants	73,892
10/09	W	28-21	Seattle †	49,132
10/16	L	21-37	@ New England	59,016
10/23	L	6-14	@ Denver	74,581
10/31	L	24-27	Washington †	46,114
11/06	L	3-26	@ Pittsburgh	58,191
11/13	W	24-23	Dallas †	46,192
11/20	L	14-44	@ St. Louis	40,644
11/27	W	31-7	Denver †	43,650
12/01	L	10-42	L.A. Raiders †	47,760
12/11	W	41-38	Kansas City †	35,510
12/18	L	14-30	@ L.A. Raiders	57,325

† Local Television Blackout Lifted

Team Statistics	Chargers	Opponents
TOTAL FIRST DOWNS	361	347
Rushing	106	137
Passing	230	187
Penalty	25	23
Third Down: Made/Att.	93/215	109/231
Third Down Pct.	.433	.472
Fourth Down: Made/Att.	10/21	8/15
Fourth Down Pct.	.476	.533
TOTAL NET YARDS	6197	5955
Avg. Per Game	387.3	372.2
Total Plays	1086	1127
Avg. Per Play	5.7	5.3
NET YARDS RUSHING	1536	2173
Avg. Per Game	96.0	135.8
Total Rushes	423	552
NET YARDS PASSING	4661	3782
Avg. Per Game	291.3	236.4
Sacked/Yards Lost	28/230	31/269
Gross Yards	4891	4051
Attempts/Completions	635/369	544/330
Completion Pct.	.581	.607
Had Intercepted	39	16
PUNTS/AVERAGE	63/43.9	70/39.7
NET PUNTING AVG.	36.8	35.1
PENALTIES/YARDS	115/961	111/953
FUMBLES/BALL LOST	42/22	26/17
TOUCHDOWNS	45	57
Rushing	16	26
Passing	27	28
Returns	2	3
TIME OF POSSESSION	28:04	31:56

Score by Quarters	Q1	Q2	Q3	Q4	OT	PTS.
Chargers	92	92	75	99	0	358
Opponents	83	137	95	141	6	462

Scoring	TD	RU	PA	RT	PAT	FG	S	PTS.
Benirschke	0	0	0	0	43/45	15/24	0	88
Muncie	13	12	1	0	0/0	0/0	0	78
Winslow	8	0	8	0	0/0	0/0	0	48
Chandler	5	0	5	0	0/0	0/0	0	30
Duckworth	5	0	5	0	0/0	0/0	0	30
Brooks	3	3	0	0	0/0	0/0	0	18
Joiner	3	0	3	0	0/0	0/0	0	18
Sievers	3	0	3	0	0/0	0/0	0	18
Holohan	2	0	2	0	0/0	0/0	0	12
Fouts	1	1	0	0	0/0	0/0	0	6
Nelson	1	0	0	1	0/0	0/0	0	6
Young	1	0	0	1	0/0	0/0	0	6
Chargers	45	16	27	2	43/45	15/24	0	358
Opponents	57	26	28	3	54/56	22/29	0	462

2-Pt. Conversions: Chargers 0-0, Opponents 0-0

Sacks: King 8.0, Ferguson 5.0, Lowe 4.5, Johnson 3.0, B. Smith 3.0, Ackerman 1.5, Green 1.0, Henderson 1.0, McPherson 1.0, Young 1.0, Bradley 0.5, Elko 0.5. **Chargers 31.0, Opponents 28.0**

Passing	Att.	Comp.	Yds.	Comp.%	Yds./Att.	TD	TD%	Int.	Int.%	Long	Sack/Lost	Rating
Fouts	340	215	2975	.632	8.75	20	.059	15	.044	591	14/107	92.5
Luther	287	151	1875	.526	6.53	7	.024	17	.059	46	13/120	56.6
Mathison	5	3	41	.600	8.20	0	0.000	1	.200	25	0/0	46.7
Buford	1	0	0	.000	0.00	0	0.000	0	0.000	0	0/0	39.6
Holohan	1	0	0	.000	0.00	0	0.000	0	0.000	0	0/0	39.6
S. Smith	1	0	0	.000	0.00	0	0.000	0	0.000	0	0/0	39.6
Chandler	0	0	0	—	—	0	—	0	—	0	1/3	—
Chargers	635	369	4891	.581	7.70	27	.043	33	.052	591	28/230	75.1
Opponents	544	330	4051	.607	7.45	28	.051	16	.029	711	31/269	88.6

Rushing	No.	Yds.	Avg.	Long	TD
Muncie	235	886	3.8	34t	12
Brooks	127	516	4.1	61	3
S. Smith	24	91	3.8	20	0
Jackson	11	39	3.5	6	0
Chandler	2	25	12.5	23	0
Cappelletti	1	5	5.0	5	0
Mathison	1	0	0.0	0	0
Fouts	12	-5	-0.4	3	1
Sievers	1	-7	-7.0	-7	0
Luther	9	-14	-1.6	8	0
Chargers	423	1536	3.6	61	16
Opponents	552	2173	3.9	49t	26

Receiving	No.	Yds.	Avg.	Long	TD
Winslow	88	1172	13.3	46	8
Joiner	65	960	14.8	33t	3
Chandler	58	845	14.6	44t	5
Muncie	42	396	9.4	27	1
Sievers	33	452	13.7	28	3
Brooks	25	215	8.6	36	0
Holohan	23	272	11.8	35	2
Duckworth	20	422	21.1	59t	5
S. Smith	6	51	8.5	21	0
Jackson	5	42	8.4	10	0
Carr	2	36	18.0	23	0
Scales	2	28	14.0	14	0
Chargers	369	4891	13.3	59t	27
Opponents	330	4051	12.3	71t	28

Interceptions	No.	Yds.	Avg.	Long	TD
Walters	7	55	7.9	33	0
Young	2	49	24.5	40t	1
Fox	2	14	7.0	14	0
King	1	19	19.0	19	0
Preston	1	13	13.0	13	0
Green	1	3	3.0	3	0
Byrd	1	0	0.0	0	0
McPherson	1	0	0.0	0	0
Chargers	16	153	9.6	40t	1
Opponents	33	377	11.4	39	2

Punting	No.	Yds.	Avg.	Net	TB	I-20	Lg.	B
Buford	63	2763	43.9	36.6	8	13	60	0
Chargers	63	2763	43.9	36.6	8	13	60	0
Opponents	70	2780	39.7	36.1	2	27	55	1

Punt Returns	Ret.	FC	Yds.	Avg.	Lg.	TD
Brooks	18	4	137	7.6	30	0
Chandler	8	6	26	3.3	11	0
Fortune	4	0	16	4.0	9	0
Scales	2	0	34	17.0	30	0
Laird	1	0	0	0.0	0	0
Chargers	33	10	213	6.5	30	0
Opponents	35	5	299	8.5	28	0

Kickoff Returns	Ret.	Yds.	Avg.	Long	TD
Brooks	32	607	19.0	34	0
Laird	15	342	22.8	41	0
Jackson	11	201	18.3	32	0
McPherson	5	77	15.4	19	0
Jodat	3	45	15.0	18	0
Young	3	41	13.7	19	0
S. Smith	2	32	16.0	21	0
Scales	1	16	16.0	16	0
Sievers	1	6	6.0	6	0
B. Smith	1	10	10.0	10	0
Chargers	74	1377	18.6	41	0
Opponents	70	1426	20.4	64	0

Field Goals	1-19	20-29	30-39	40-49	50+
Benirschke	0/0	7/7	5/7	2/7	1/3
Chargers	0/0	7/7	5/7	2/7	1/3
Opponents	0/0	5/5	11/13	6/8	0/3

Benirschke (23G, 46N) (51G, 46N) (26G, 46N) (37G, 34N, 41N, 49N) (40G, 37G) () () (29G, 30G, 53N) (43G) (39G, 52N) (37G) () (34N, 20G) (24G) (27G, 28G) ()

1982 FINAL STATISTICS

(6-3 Overall) Second-Place in the AFC West

Date	W/L	Score	Opponent	Att.
09/12	L	23-3	@ Denver	73,564
09/19	L	12-19	@ Kansas City	60,514
11/22	L	24-28	@ L.A. Raiders	42,162
11/28	W	30-20	Denver †	47,629
12/05	W	30-13	@ Cleveland	54,064
12/11	W	41-37	@ San Francisco	55,988
12/20	W	50-34	Cincinnati †	51,296
12/26	W	44-26	Baltimore †	49,711
01/02	L	34-41	L.A. Raiders †	51,612

† Local Television Blackout Lifted

Team Statistics	Chargers	Opponents
TOTAL FIRST DOWNS	233	196
Rushing	72	65
Passing	145	119
Penalty	16	12
Third Down: Made/Att.	53/102	39/103
Third Down Pct.	520	379
Fourth Down: Made/Att.	0/1	7/11
Fourth Down Pct.	.000	.636
TOTAL NET YARDS	4048	3253
Avg. Per Game	449.8	361.4
Total Plays	617	591
Avg. Per Play	6.6	5.5
NET YARDS RUSHING	1121	961
Avg. Per Game	124.6	106.8
Total Rushes	267	230
NET YARDS PASSING	2927	2292
Avg. Per Game	325.2	254.7
Sacked/Yards Lost	12/94	19/145
Gross Yards	3021	2437
Attempts/Completions	338/208	342/233
Completion Pct.	615	681
Had Intercepted	12	13
PUNTS/AVERAGE	23/37.7	27/44.9
NET PUNTING AVG.	31.4	34.6
PENALTIES/YARDS	64/530	70/612
FUMBLES/BALL LOST	17/8	19/12
TOUCHDOWNS	34	25
Rushing	15	10
Passing	19	10
Returns	0	5
TIME OF POSSESSION	29:18	30:42

Score by Quarters	Q1	Q2	Q3	Q4	OT	PTS.
Chargers	51	90	83	64	0	288
Opponents	30	63	71	57	0	221

Scoring	TD	RU	PA	RT	PAT	FG	S	PTS.
Benirschke	0	0	0	0	32/34	16/22	0	80
Chandler	9	0	9	0	0/0	0/0	0	54
Muncie	9	8	1	0	0/0	0/0	0	54
Brooks	6	6	0	0	0/0	0/0	0	36
Winslow	6	0	6	0	0/0	0/0	0	36
Fitzkee	1	0	1	0	0/0	0/0	0	6
Fouts	1	1	0	0	0/0	0/0	0	6
Scales	1	0	1	0	0/0	0/0	0	6
Sievers	1	0	1	0	0/0	0/0	0	6
Johnson	0	0	0	0	0/0	0/0	1	2
Chargers	34	15	19	0	32/34	16/22	2	288
Opponents	25	10	10	5	23/24	16/19	0	221

2-Pt. Conversions: Chargers 0-0, Opponents 0-0

Sacks: Ferguson 4.5, Johnson 4.0, Ackerman 3.0, Kelcher 2.0, Lowe 2.0, Jones 1.5, King 1.0, W. Young 1.0, **Chargers 19.0**, Opponents 12.0

Passing	Att.	Comp.	Yds.	Comp.%	Yds./Att.
Fouts	330	204	2883	.618	8.74
Luther	4	2	55	.500	13.75
Muncie	3	2	83	.667	27.67
Winslow	1	0	0	.000	0.00
Chargers	338	208	3021	.615	8.94
Opponents	342	233	2437	.681	7.13

Rushing	No.	Yds.	Avg.	Long	TD
Muncie	138	569	4.1	27	8
Brooks	87	430	4.9	481	6
Cappelletti	22	82	3.7	17	0
Chandler	5	32	6.4	21	0
Fouts	9	8	0.9	9	1
Jodat	3	7	2.3	3	0
R. Bell	2	6	3.0	4	0
Luther	1	-13	-13.0	-13	0
Chargers	267	1121	4.2	481	15
Opponents	230	961	4.2	30	10

Receiving	No.	Yds.	Avg.	Long	TD
Winslow	54	721	13.4	40	6
Chandler	49	1032	21.1	661	9
Joiner	36	545	15.1	43	0
Muncie	25	207	8.3	39	1
Brooks	13	66	5.1	12	0
Sievers	12	173	14.4	26	1
Cappelletti	7	48	6.9	22	0
Scales	6	105	17.5	291	1
Fitzkee	3	47	15.7	181	1
Duckworth	2	77	38.5	55	0
Jodat	1	0	0.0	0	0
Chargers	208	3021	14.5	661	19
Opponents	233	2437	10.5	49	10

Interceptions	No.	Yds.	Avg.	Long	TD
Fox	4	103	25.8	35	0
Thrill	2	16	8.0	9	0
Williams	2	12	6.0	6	0
A. Young	2	9	4.5	9	0
Gregor	1	6	6.0	6	0
Lowe	1	2	2.0	2	0
Allen	1	0	0.0	0	0
Chargers	13	148	11.4	35	0
Opponents	12	262	21.8	621	3

Punting	No.	Yds.	Avg.	Net	TB	I-20	Lg.	B
Buford	21	868	41.3	31.4	3	5	71	2
Chargers	23	868	37.7	31.4	3	5	71	2
Opponents	27	1213	44.9	34.6	7	3	60	0

Punt Returns	Ret.	FC	Yds.	Avg.	Lg.	TD
Brooks	12	4	138	11.5	29	0
Chandler	0	1	0	—	0	0
Chargers	12	5	138	11.5	29	0
Opponents	7	2	86	12.3	30	0

Kickoff Returns	Ret.	Yds.	Avg.	Long	TD
Brooks	33	749	22.7	47	0
A. Young	4	45	11.3	16	0
Jodat	3	45	15.0	16	0
Bauer	2	24	12.0	15	0
R. Bell	1	10	10.0	10	0
Gissinger	1	0	0.0	0	0
Sievers	1	17	17.0	17	0
Chargers	45	890	19.8	47	0
Opponents	51	991	19.4	36	0

Field Goals	1-19	20-29	30-39	40-49	50+
Benirschke	2/2	6/7	0/1	7/7	1/5
Chargers	2/2	6/7	0/1	7/7	1/5
Opponents	2/2	4/4	4/6	5/6	1/1

Benirschke (51G, 24G, 40G, 50N, 58N) (49G) (19G, 33N) (41G, 18G, 42G) (25G, 50N, 41G) (43G, 26G) (45G, 53N) (27G, 23G, 20N)

TD	TD%	Int.	Int.%	Long	Sack/Lost	Rating
17	.052	11	.033	441	12/94	93.3
0	.000	1	.250	55	0/0	56.3
2	.667	0	.000	661	0/0	149.3
0	.000	0	.000	0	0/0	39.6
19	.056	12	.036	661	12/94	94.6
10	.029	13	.038	49	19/145	82.5

YEAR-BY-YEAR STATISTICS

1981 FINAL STATISTICS

(10-6 Overall) First-Place in the AFC West

Date	W/L	Score	Opponent	Att.
09/07	W	44-14	@ Cleveland	78,904
09/13	W	28-23	Detroit †	51,264
09/20	W	42-31	@ Kansas City	63,866
09/27	W	24-42	@ Denver	74,822
10/04	W	24-10	Seattle †	51,483
10/11	L	31-33	Minnesota †	50,708
10/18	W	43-14	@ Baltimore	41,921
10/25	L	17-20 OT	@ Chicago	52,906
11/01	W	22-20	Kansas City †	51,307
11/08	L	17-40	Cincinnati †	51,259
11/16	L	23-44	@ Seattle	58,628
11/22	W	55-21	@ Oakland	50,199
11/29	W	34-17	Denver †	51,533
12/06	L	27-28	Buffalo †	51,488
12/13	W	24-23	@ Tampa Bay	67,388
12/21	W	23-10	Oakland †	52,279

† Local Television Blackout Lifted

Team Statistics	Chargers	Opponents
TOTAL FIRST DOWNS	379	365
Rushing	127	114
Passing	224	216
Penalty	28	35
Third Down: Made/Att.	108/221	93/220
Third Down Pct.	.489	.423
Fourth Down: Made/Att.	0/0	0/0
Fourth Down Pct.	.000	.000
TOTAL NET YARDS	6744	6136
Avg. Per Game	421.5	383.5
Total Plays	1129	1109
Avg. Per Play	6.0	5.5
NET YARDS RUSHING	2005	1825
Avg. Per Game	125.3	114.1
Total Rushes	481	491
NET YARDS PASSING	4739	4311
Avg. Per Game	296.2	269.4
Sacked/Yards Lost	19/134	47/384
Gross Yards	4873	4695
Attempts/Completions	629/368	571/313
Completion Pct.	.585	.548
Had Intercepted	18	23
PUNTS/AVERAGE	63/40.3	72/40.3
NET PUNTING AVG.	35.4	33.1
PENALTIES/YARDS	128/947	108/877
FUMBLES/BALL LOST	39/22	38/18
TOUCHDOWNS	61	48
Rushing	26	25
Passing	34	22
Returns	1	1
TIME OF POSSESSION	29:17	30:43

Score by Quarters	Q1	Q2	Q3	Q4	OT	PTS.
Chargers	101	157	95	125	0	478
Opponents	83	124	100	80	3	390

Scoring	TD	RU	PA	RT	PAT	FG	S	PTS.
Muncie	19	19	0	0	0/0	0/0	0	114
Benirschke	0	0	0	0	55/61	19/26	0	112
Winslow	10	0	10	0	0/0	0/0	0	60
Joiner	7	0	7	0	0/0	0/0	0	42
J. Brooks	6	3	3	0	0/0	0/0	0	36
Chandler TM	5	0	5	0	0/0	0/0	0	30
Cappelletti	5	4	1	0	0/0	0/0	0	30
Sievers	3	0	3	0	0/0	0/0	0	18
Smith TM	2	0	2	0	0/0	0/0	0	12
Bauer	1	0	1	0	0/0	0/0	0	6
Johnson	1	0	0	1	0/0	0/0	0	6
Scales	1	0	1	0	0/0	0/0	0	6
C. Williams	1	0	1	0	0/0	0/0	0	6
Chargers	61	26	34	1	55/61	19/26	0	478
Opponents	48	25	22	1	45/48	19/26	0	390

2-Pl. Conversions: Chargers 0-0, Opponents 0-0

Sacks: Chargers 47.0, Opponents 19.0

Passing	Att.	Comp.	Yds.	Comp.%	Yds./Att.	TD	TD%	Int.	Int.%	Long	Sack/Lost	Rating
Fouts	609	360	4802	.591	7.89	33	.054	17	.028	67†	19/134	90.6
Luther	15	7	68	.467	4.53	0	.000	1	.067	25	0/0	32.1
Chandler TM	2	0	0	.000	0.00	0	.000	0	.000	0	0/0	39.6
Winslow	2	0	0	.000	0.00	0	.000	0	.000	0	0/0	39.6
Muncie	1	1	3	100.0	3.00	1	100.0	0	.000	3†	0/0	118.8
Chargers	629	368	4873	.585	7.75	34	.054	18	.029	67†	19/134	89.2
Opponents	571	313	4695	.548	8.22	22	.039	23	.040	93†	47/384	78.1

Rushing	No.	Yds.	Avg.	Long	TD
Muncie	251	1144	4.6	73†	19
J. Brooks	109	525	4.8	28†	3
Cappelletti	68	254	3.7	30	4
Fouts	22	56	2.5	13	0
C. Williams	20	26	1.3	6	0
Bauer	7	2	0.3	4	0
Roberts	1	2	2.0	2	0
Chandler TM	5	-1	-0.2	9	0
Luther	3	-8	-2.7	-1	0
Chargers	481	2005	4.2	73†	26
Opponents	491	1825	3.7	28	25

Receiving	No.	Yds.	Avg.	Long	TD
Winslow	88	1075	12.2	67†	10
Joiner	70	1188	17.0	57	7
Chandler TM	52	857	16.5	51†	5
J. Brooks	46	329	7.2	29†	3
Muncie	43	362	8.4	32	0
Sievers	22	276	12.5	32	3
Scales	19	429	22.6	60†	1
C. Williams	12	108	9.0	15	1
Cappelletti	10	126	12.6	25	1
Smith TM	3	84	28.0	39†	2
B. Brooks TM	1	21	21.0	21	0
Holohan	1	14	14.0	14	0
Bauer	1	4	4.0	4	1
Chargers	368	4873	13.2	67†	34
Opponents	313	4695	15.0	93†	22

Interceptions	No.	Yds.	Avg.	Long	TD
Buchanan	5	31	6.2	18	0
P. Shaw	3	50	16.7	23	0
Lowe	3	0	0.0	0	0
M. Williams	3	0	0.0	0	0
Edwards	2	45	22.5	39	0
Gregor	2	11	5.5	11	0
Johnson	1	41	41.0	36	1
King	1	28	28.0	28	0
Horn	1	12	12.0	12	0
Jones	1	6	6.0	6	0
Duncan	1	0	0.0	0	0
Chargers	23	224	9.7	39	1
Opponents	18	377	20.9	102†	1

Punting	No.	Yds.	Avg.	Net	TB	I-20	Lg.	B
Roberts	62	2540	41.0	35.4	7	16	61	1
Chargers	63	2540	40.3	35.4	7	16	61	1
Opponents	72	2900	40.3	33.1	7	20	56	0

Punt Returns	Ret.	FC	Yds.	Avg.	Lg.	TD
J. Brooks	22	6	290	13.2	42	0
Chandler TM	5	3	79	15.8	30	0
Bauer	1	0	7	7.0	7	0
Edwards	1	0	1	1.0	1	0
Phillips	1	0	0	0.0	0	0
P. Shaw	1	0	1	1.0	1	0
M. Williams	0	1	0	—	—	0
Chargers	31	10	378	12.2	42	0
Opponents	31	7	168	5.4	21	0

Kickoff Returns	Ret.	Yds.	Avg.	Long	TD
J. Brooks	40	949	23.7	47	0
Chandler TM	8	125	15.6	30	0
P. Shaw	6	103	17.2	24	0
C. Williams	4	47	11.8	23	0
Gregor	3	47	15.7	20	0
Sievers	2	4	2.0	4	0
Smith TM	2	32	16.0	20	0
Thompson TM	2	44	22.0	25	0
Bauer	1	14	14.0	14	0
Beaudoin	1	31	31.0	31	0
Henderson	1	26	26.0	26	0
Chargers	70	1422	20.3	47	0
Opponents	88	1528	17.4	48	0

Field Goals	1-19	20-29	30-39	40-49	50+
Benirschke	2/2	7/7	5/8	3/4	2/5
Chargers	2/2	7/7	5/8	3/4	2/5
Opponents	1/2	7/7	9/9	2/5	0/3

Benirschke (50G, 43G, 32G) () (30N, 50N) (52G) (47G) (31N, 39G) (30G) (52N, 18G) (29G, 19G, 22G) (37N, 47G) (32G) () (41N, 50N) (29G, 27G) (29G) (24G, 27G, 39G)

1980 FINAL STATISTICS

(11-5 Overall) First-Place in the AFC West

Date	W/L	Score	Opponent	Att.
09/07	W	34-13	@ Seattle	62,042
09/14	W	30-24 OT	Oakland †	51,943
09/21	W	30-13	@ Denver	74,970
09/28	W	24-7	@ Kansas City	45,161
10/05	L	24-26	Buffalo †	51,982
10/12	L	24-38	@ Oakland	44,826
10/19	W	44-7	New York Giants †	50,397
10/26	L	31-42	@ Dallas	60,639
11/02	W	31-14	@ Cincinnati	46,406
11/09	L	13-20	Denver †	51,435
11/16	W	20-7	Kansas City †	50,248
11/20	W	27-24 OT	@ Miami	63,013
11/30	W	22-21	Philadelphia †	51,567
12/07	L	17-40	@ Washington	48,556
12/13	W	21-14	Seattle †	49,980
12/22	W	26-17	Pittsburgh †	51,785

† Local Television Blackout Lifted

Team Statistics

	Chargers	Opponents
TOTAL FIRST DOWNS	372	284
Rushing	106	101
Passing	244	156
Penalty	22	27
Third Down: Made/Att.	97/210	95/248
Third Down Pct.	.462	.383
Fourth Down: Made/Att.	0/0	0/0
Fourth Down Pct.	.000	.000
TOTAL NET YARDS	6410	4691
Avg. Per Game	400.6	293.2
Net Plays	1135	1057
Avg. Per Play	5.6	4.4
NET YARDS RUSHING	1879	1842
Avg. Per Game	117.4	115.1
Total Rushes	509	478
NET YARDS PASSING	4531	2849
Avg. Per Game	283.2	178.1
Sacked/Yards Lost	32/210	60/475
Gross Yards	4741	3324
Attempts/Completions	594/350	519/300
Completion Pct.	.589	.578
Had Intercepted	26	20
PUNTS/AVERAGE	61/38.5	86/40.4
NET PUNTING AVG.	31.6	34.8
PENALTIES/YARDS	109/912	104/880
FUMBLES/BALL LOST	40/22	39/18
TOUCHDOWNS	50	40
Rushing	18	18
Passing	30	18
Returns	2	4
TIME OF POSSESSION	29:41	30:19

Score by Quarters

Chargers	Q1	Q2	Q3	Q4	OT	PTS.
Chargers	69	190	72	78	9	418
Opponents	54	76	85	112	0	327

Scoring

	TD	RU	PA	RT	PAT	FG	S	PTS.
Benirschke	0	0	0	0	46/48	24/36	0	118
Jefferson	13	0	13	0	0/0	0/0	0	78
Winslow	9	0	9	0	0/0	0/0	0	54
Cappelletti	5	5	0	0	0/0	0/0	0	30
Muncie TM	4	4	0	0	0/0	0/0	0	24
Joiner	4	0	4	0	0/0	0/0	0	24
C. Williams	4	3	1	0	0/0	0/0	0	24
Thomas	3	3	0	0	0/0	0/0	0	18
Fouts	2	2	0	0	0/0	0/0	0	12
McCrary	2	0	2	0	0/0	0/0	0	12
Bauer	1	1	0	0	0/0	0/0	0	6
Edwards	1	0	0	1	0/0	0/0	0	6
Floyd	1	0	1	0	0/0	0/0	0	6
Low	1	0	0	1	0/0	0/0	0	6
Chargers	50	18	30	2	46/48	24/36	0	418
Opponents	40	18	18	4	39/40	15/34	0	327

2-Pt. Conversions: Chargers 0-0, Opponents 0-0

Sacks: Chargers 60.0, Opponents 32.0

Rushing	No.	Yds.	Avg.	Long	TD
Muncie TM	135	659	4.9	53	4
Thomas	118	484	4.1	18	3
Cappelletti	101	364	3.6	46	5
C. Williams	97	258	2.7	13	3
Russell	8	41	5.1	10	0
Bauer	10	34	3.4	7	1
Jefferson	1	16	16.0	16	0
Fouts	23	15	0.7	9	2
D. Woods TM	4	10	2.5	5	0
Luther	3	5	1.7	9	0
Fuller	2	0	0.0	0	0
Partridge	3	0	0.0	0	0
Harrington	4	-7	-1.7	-1	0
Chargers	509	1879	3.7	53	18
Opponents	478	1842	3.9	89	18

Receiving	No.	Yds.	Avg.	Long	TD
Winslow	89	1290	14.5	65	9
Jefferson	82	1340	16.3	58	13
Joiner	71	1132	15.9	51	4
Thomas	29	218	7.5	27	0
C. Williams	26	230	8.8	26	1
Muncie TM	24	234	9.8	19	0
Cappelletti	13	112	8.6	12	0
McCrary	11	106	9.6	28	2
Smith	4	48	12.0	24	0
Floyd	1	31	31.0	31	1
Chargers	350	4741	13.5	65	30
Opponents	300	3324	11.1	61	18

Interceptions	No.	Yds.	Avg.	Long	TD
Edwards	5	122	24.4	68	1
P. Shaw	4	50	12.5	25	0
Low	3	72	24.0	28	1
Buchanan	2	13	6.5	7	0
Laslavic	2	11	5.5	7	0
Kelcher	1	2	2.0	2	0
Stringer	1	0	0.0	0	0
Thrift	1	0	0.0	0	0
M. Williams	1	0	0.0	0	0
Chargers	20	270	13.5	68	2
Opponents	26	419	16.1	51	1

Punting	No.	Yds.	Avg.	Net	TB	I-20	Lg.	B
Partridge	60	2347	39.1	31.6	3	10	55	1
Chargers	61	2347	38.5	31.6	3	10	55	1
Opponents	86	3471	40.4	34.8	7	21	62	3

Punt Returns	Ret.	FC	Yds.	Avg.	Lg.	TD
Fuller	30	12	298	9.9	31	0
P. Shaw	5	0	20	4.0	6	0
Edwards	4	1	17	4.3	8	0
Floyd	1	0	0	0.0	0	0
Horn	1	0	0	0.0	0	0
Chargers	41	13	335	8.2	31	0
Opponents	43	5	359	8.3	42	0

Kickoff Returns	Ret.	Yds.	Avg.	Long	TD
Muncie TM	16	344	21.5	44	0
Fuller	15	289	19.3	30	0
Smith	10	186	18.6	27	0
Jackson TM	9	149	16.6	32	0
Duncan	5	85	17.0	22	0
Bauer	2	37	18.5	23	0
Laslavic	2	26	13.0	21	0
Cappelletti	1	0	0.0	0	0
Jefferson	1	0	0.0	0	0
Russell	1	19	19.0	19	0
Chargers	62	1135	18.3	44	0
Opponents	75	1617	21.6	53	0

Field Goals	1-19	20-29	30-39	40-49	50+
Benirschke	0/0	7/8	8/12	6/10	3/6
Chargers	0/0	7/8	8/12	6/10	3/6
Opponents	0/0	4/5	2/5	9/14	1/0

Benirschke (41G, 29G) (52N, 52G) (53G, 32G, 42G) (37N, 32G) (30N, 29G) (43N, 25G) (50G) (45G, 45G) (40G) (52N, 38N, 30G, 34G) (50B, 35N, 43N, 44N) (37G, 28G) (34G, 45G, 42G) (26G) (23N) (33G, 26G, 26G, 33G)

Passing	Att.	Comp.	Yds.	Comp.%	Yds./Att.	TD	TD%	Int.	Int.%	Long	Sack/Lost	Rating
Fouts	589	348	4715	.591	8.01	30	.051	24	.041	65	32/210	84.7
Luther	3	2	26	.667	8.67	0	0.000	1	.333	13	0/0	54.2
Thomas	2	0	0	.000	0.00	0	0.000	1	.500	0	0/0	0.0
Chargers	594	350	4741	.589	7.98	30	.051	26	.044	65	32/210	83.0
Opponents	519	300	3324	.578	6.40	18	.035	20	.039	61	60/475	72.4

YEAR-BY-YEAR STATISTICS

1978 FINAL STATISTICS

(9-7 Overall) Fourth-Place in the AFC West

Date	W/L	Score	Opponent	Att.
09/03	W	24-20	@ Seattle	55,778
09/10	L	20-21	Oakland †	51,653
09/17	L	14-27	@ Denver	74,983
09/24	L	3-24	Green Bay	42,755
10/01	L	23-28	@ New England	60,781
10/08	W	23-0	Denver †	50,077
10/15	L	21-28	Miami	50,637
10/22	L	14-31	@ Detroit	54,031
10/29	W	27-33	@ Oakland	52,612
11/05	W	22-13	Cincinnati	43,639
11/12	W	29-23 OT	Kansas City	41,395
11/19	W	13-7	@ Minnesota	38,859
11/26	L	0-23	@ Kansas City	26,248
12/04	W	40-7	Chicago †	48,492
12/10	W	37-10	Seattle	49,975
12/17	W	45-24	@ Houston	49,554

† Local Television Blackout Lifted

Team Statistics

	Chargers	Opponents
TOTAL FIRST DOWNS	315	273
Rushing	116	114
Passing	171	141
Penalty	28	18
Third Down: Made/Att.	96/233	81/218
Third Down Pct.	.412	.372
Fourth Down: Made/Att.	0/0	0/0
Fourth Down Pct.	.000	.000
TOTAL NET YARDS	5471	4559
Avg. Per Game	341.9	284.9
Total Plays	1099	1005
Avg. Per Play	5.0	4.5
NET YARDS RUSHING	2096	2208
Avg. Per Game	131.0	138.0
Total Rushes	590	510
NET YARDS PASSING	3375	2351
Avg. Per Game	210.9	146.9
Sacked/Yards Lost	32/191	54/474
Gross Yards	3566	2825
Attempts/Completions	477/271	441/237
Completion Pct.	.568	.537
Had Intercepted	30	22
PUNTS/AVERAGE	75/36.3	99/38.5
NET PUNTING AVG.	29.4	31.5
PENALTIES/YARDS	98/748	99/862
FUMBLES/BALL LOST	37/20	32/16
TOUCHDOWNS	44	40
Rushing	16	12
Passing	26	23
Returns	2	5
TIME OF POSSESSION	31:38	28:22

Score by Quarters

	Q1	Q2	Q3	Q4	OT	PTS.
Chargers	64	111	87	87	6	355
Opponents	58	112	47	92	0	309

Scoring

	TD	RU	PA	RAT	FG	S	PTS.
Benirschke	0	0	0	0	37/43	18/22	0 91
Jefferson	13	0	13	0	0/0	0	0 78
Bauer	9	8	1	0	0/0	0/0	0 54
Mitchell	5	3	2	0	0/0	0/0	0 30
Burton	3	0	3	0	0/0	0/0	0 18
D. Woods	3	3	0	0	0/0	0/0	0 18
Curran	2	0	2	0	0/0	0/0	0 12
Fouts	2	2	0	0	0/0	0/0	0 12
Klein	2	0	2	0	0/0	0/0	0 12
Fuller	1	0	0	1	0/0	0/0	0 6
Johnson	1	0	0	1	0/0	0/0	0 6
Joiner	1	0	1	0	0/0	0/0	0 6
McCrary TM	1	0	1	0	0/0	0/0	0 6
McDonald	1	0	1	0	0/0	0/0	0 6
Chargers	44	16	26	2	37/43	18/22	0 355
Opponents	40	12	23	5	36/39	11/22	0 309

2-Pt. Conversions: Chargers 0-0, Opponents 0-0

Field Goals

	1-19	20-29	30-39	40-49	50+
Benirschke	2/2	9/10	4/6	3/4	0/0
Chargers	2/2	9/10	4/6	3/4	0/0
Opponents	0/0	3/5	5/5	3/11	0/1

Benirschke (18G) (28B) () (43G) (41G, 38N) (28G, 20G, 24G) () (31N) (27G, 32G) (26G, 20G, 40N, 37G) (28G) () () (32G, 44G) (37G, 26G, 27G) (19G)

Sacks: Chargers 54.0, Opponents 32.0

Passing

	Att.	Comp.	Yds.	Comp.%	Yds./Att.
Fouts	381	224	2999	.588	7.87
Harris	88	42	518	.477	5.89
Olander	8	5	49	.625	6.13
Chargers	477	271	3566	.568	7.48
Opponents	441	237	2825	.537	6.41

	No.	Yds.	Avg.	Long	TD
Rushing	214	820	3.8	25	3
Mitchell	151	514	3.4	27	3
D. Woods	85	304	3.6	37	8
Bauer	71	286	4.0	28	0
Mathews	27	76	2.8	12	0
C. Williams	20	43	2.2	22	2
Fouts	20	43	2.2	22	2
McCrary TM	2	18	9.0	16	0
Anderson	3	11	3.7	6	0
Barnes TM	3	8	2.7	4	0
Harris	10	7	0.7	9	0
Jefferson	1	7	7.0	7	0
Rodgers	1	5	5.0	5	0
West	1	0	0.0	0	0
Olander	1	-3	-3.0	-3	0
Chargers	590	2096	3.6	37	16
Opponents	510	2208	4.3	58	12

	No.	Yds.	Avg.	Long	TD
Receiving	57	500	8.8	55t	2
Mitchell	56	1001	17.9	46t	13
Jefferson	34	413	12.4	24	2
Klein	34	295	8.7	29	0
D. Woods	33	607	18.4	46	1
Joiner	11	78	7.1	13	0
Mathews	10	78	7.8	14	1
Bauer	9	188	20.9	41	0
Owens	9	92	10.2	20	2
Curran	5	127	25.4	55t	3
Burton	5	47	9.4	12	0
Rodgers	5	47	9.4	12	0
McDonald	3	84	28.0	37	1
Barnes TM	2	13	6.5	7	0
McCrary TM	1	29	29.0	29t	1
C. Williams	1	17	17.0	17	0
Anderson	1	-3	-3.0	-3	0
Chargers	271	3566	13.2	55t	26
Opponents	237	2825	11.9	64t	23

	No.	Yds.	Avg.	Long	TD
Interceptions	4	44	11.0	23	1
Fuller	3	43	14.3	24	0
Edwards	3	23	7.7	23	0
M. Williams	2	4	2.0	2	0
Stringer	2	0	0.0	0	0
P. Shaw	2	0	0.0	0	0
Johnson	1	52	52.0	52t	1
Lowe	1	16	16.0	16	0
Dove	1	4	4.0	4	0
King	1	3	3.0	3	0
Middleton	1	2	2.0	2	0
Goode	1	0	0.0	0	0
Horn	1	0	0.0	0	0
Kelcher	1	0	0.0	0	0
Chargers	22	191	8.7	52t	2
Opponents	30	470	15.7	77t	2

	No.	Yds.	Avg.	Net	TB	I-20	Lg.	B
Punting	73	2720	37.3	29.4	8	22	59	2
West	75	2720	36.3	29.4	8	22	59	2
Chargers	75	2720	36.3	29.4	8	22	59	2
Opponents	99	3808	38.5	31.5	5	15	69	0

	Ret.	FC	Yds.	Avg.	Lg.	TD
Punt Returns	39	10	436	11.2	34	0
Fuller	11	5	88	8.0	15	0
Rodgers	4	3	46	11.5	16	0
P. Shaw	1	0	0	0.0	0	0
Goode	1	0	0	0.0	0	0
Owens	1	0	20	20.0	20	0
M. Williams	1	1	0	0.0	0	0
Chargers	57	19	590	10.4	34	0
Opponents	37	9	356	9.6	75t	1

	Ret.	Yds.	Avg.	Long	TD
Kickoff Returns	20	524	26.2	77	0
Owens	11	287	26.1	36	0
Rodgers	6	83	13.8	21	0
Anderson	6	143	23.8	33	0
C. Williams	5	109	21.8	32	0
Fuller	2	27	13.5	16	0
Horn	2	37	18.5	19	0
D. Woods	1	13	13.0	13	0
Klein	1	6	6.0	6	0
Macek	1	5	5.0	5	0
Middleton	1	15	15.0	15	0
Preston	1	3	3.0	3	0
Slater	1	0	0.0	0	0
Stringer	1	0	0.0	0	0
Chargers	58	1252	21.6	77	0
Opponents	69	1457	21.1	48	0

	TD	TD%	Int.	Int.%	Long	Sack/Lost	Rating
Fouts	24	.063	20	.052	55t	22/130	83.0
Harris	2	.023	9	.024	34t	8/43	34.4
Olander	0	.000	1	.025	22	2/18	40.1
Chargers	26	.055	30	.063	55t	32/191	72.5
Opponents	23	.052	22	.050	22	54/474	70.2

YEAR-BY-YEAR STATISTICS

1977 FINAL STATISTICS

(7-7 Overall) Third-Place in the AFC West

Date	W/L	Score	Opponent	Att.
09/18	L	0-24	@ Oakland	51,022
09/25	W	23-7	@ Kansas City	56,146
10/02	W	24-3	Cincinnati	40,352
10/09	W	14-0	@ New Orleans	53,942
10/16	L	20-24	New England	50,327
10/23	L	16-21	Kansas City	33,010
10/30	W	14-13	@ Miami	40,670
11/06	L	0-20	@ Detroit	72,559
11/13	L	14-17	Denver	45,211
11/20	W	12-7	Oakland	50,887
11/27	W	30-28	@ Seattle	58,994
12/04	W	37-14	Cleveland	37,312
12/11	L	9-17	@ Denver	74,905
12/18	L	9-10	Pittsburgh	50,727

† Local Television Blackout Lifted

Team Statistics	Chargers	Opponents
TOTAL FIRST DOWNS	235	228
Rushing	93	102
Passing	121	105
Penalty	21	21
Third Down: Made/Att.	77/194	75/193
Third Down Pct.	.397	.389
Fourth Down: Made/Att.	0/0	0/0
Fourth Down Pct.	.000	.000
TOTAL NET YARDS	4005	3652
Avg. Per Game	286.1	260.9
Total Plays	881	882
Avg. Per Play	4.5	4.1
NET YARDS RUSHING	1761	1927
Avg. Per Game	125.8	137.6
Total Rushes	488	508
NET YARDS PASSING	2244	1725
Avg. Per Game	160.3	123.2
Sacked/Yards Lost	24/198	44/363
Gross Yards	2442	2088
Attempts/Completions	369/206	330/172
Completion Pct.	.558	.521
Had Intercepted	20	21
PUNTS/AVERAGE	73/37.1	76/40.6
NET PUNTING AVG.	31.1	32.4
PENALTIES/YARDS	97/813	87/831
FUMBLES/BALL LOST	29/11	28/10
TOUCHDOWNS	25	26
Rushing	10	11
Passing	11	14
Returns	4	1
TIME OF POSSESSION	30:13	29:47

Score by Quarters	Q1	Q2	Q3	Q4	OT	PTS.
Chargers	70	65	29	58	0	222
Opponents	37	34	52	82	0	205

Scoring	TD	RU	PA	RT	PAT	FG	S	PTS.
Benirschke	0	0	0	0	21/24	17/23	0	72
Joiner	6	0	6	0	0/0	0/0	0	36
Young	4	4	0	0	0/0	0/0	0	24
Dean	2	0	0	2	0/0	0/0	0	12
Dorsey	2	0	2	0	0/0	0/0	0	12
Fuller	2	1	0	1	0/0	0/0	0	12
Harris	2	2	0	0	0/0	0/0	0	12
C. Williams	2	2	0	0	0/0	0/0	0	12
D. Woods	2	1	1	0	0/0	0/0	0	12
Bauer	1	0	1	0	0/0	0/0	0	6
Jones	1	0	1	0	0/0	0/0	0	6
Klein	1	0	1	0	0/0	0/0	0	6
Chargers	25	10	11	4	21/24	17/23	0	222
Opponents	26	11	14	1	25/26	8/13	0	205

2-Pt. Conversions: Chargers 0-0, Opponents 0-0

Sacks: Chargers 44.0, Opponents 24.0

Rushing	No.	Yds.	Avg.	Long	TD
Young	157	543	3.5	15	4
D. Woods	118	405	3.4	29†	1
C. Washington	62	217	3.5	19	0
J. Williams	50	215	4.3	46	2
Matthews	43	193	4.5	22	0
Barnes	24	70	2.9	7	0
Rodgers	3	44	14.7	33	0
Olander	7	30	4.3	17	0
Fouts	6	13	2.2	11	0
Harris	10	13	1.3	12	2
Fuller	1	7	7.0	7†	1
Bauer	4	4	1.0	3	0
Owens	1	3	3.0	3	0
Curran	1	2	2.0	2	0
Munson	1	2	2.0	2	0
Chargers	488	1761	3.6	46	10
Opponents	508	1927	3.8	35	11

Receiving	No.	Yds.	Avg.	Long	TD
Young	48	423	8.8	28	0
Joiner	35	542	15.5	32†	6
J. Washington	31	244	7.9	29	0
Klein	20	244	12.2	41	1
D. Woods	18	218	12.1	78	1
McDonald	12	174	14.5	22	0
Rodgers	12	187	15.6	43	0
Dorsey	10	198	19.8	67†	2
Curran	10	123	12.3	20	0
Matthews	3	41	13.7	23	0
C. Williams	3	20	6.7	9	0
Bauer	1	15	15.0	15†	1
Barnes	1	10	10.0	10	0
West	1	3	3.0	3	0
Chargers	206	2442	11.9	78	11
Opponents	172	2088	12.1	74†	14

Interceptions	No.	Yds.	Avg.	Long	TD
Fuller	5	61	12.2	37	0
Stringert	4	64	16.0	29	0
Duren	4	45	11.3	25	0
M. Williams	3	36	12.0	36	0
Dove	1	32	32.0	32	0
Lowe	1	28	28.0	28	0
Dean	1	22	22.0	22†	1
Jones	1	17	17.0	17†	1
Horn	1	12	12.0	12	0
Chargers	21	317	15.1	37	2
Opponents	20	109	5.5	20	0

Punting	No.	Yds.	Avg.	Net	TB	I-20	Lg.	B
West	72	2707	37.6	31.1	3	10	59	1
Chargers	73	2707	37.1	31.1	3	10	59	1
Opponents	76	3084	40.6	32.4	5	13	65	0

Punt Returns	Ret.	FC	Yds.	Avg.	Lg.	TD
Fuller	28	2	360	12.9	88†	1
Rodgers	15	0	158	10.5	52	0
Dove	1	0	3	3.0	3	0
C. Williams	1	0	0	0.0	0	0
M. Williams	1	0	0	0.0	0	0
P. Shaw	0	1	0	—	—	0
Chargers	46	3	521	11.3	88†	1
Opponents	40	6	378	9.5	37	0

Kickoff Returns	Ret.	Yds.	Avg.	Long	TD
C. Williams	24	481	20.0	32	0
Owens	8	132	16.5	19	0
Rodgers	4	66	16.5	33	0
Joiner	1	8	8.0	8	0
Middleton	1	20	20.0	20	0
D. Woods	1	27	27.0	27	0
Chargers	39	734	18.8	33	0
Opponents	47	952	20.3	40	0

Field Goals	1-19	20-29	30-39	40-49	50+
Benirschke	0/0	5/5	6/9	6/8	0/1
Chargers	0/0	5/5	6/9	6/8	0/1
Opponents	0/0	3/3	4/5	1/4	0/1

Benirschke () (31G, 32B) (37N, 42G) () () (40G, 47G, 24G) (46B) (47N) (31B, 51N) (22G, 46G) (40G, 26G, 39G) (35G, 36G, 24G) (46G, 32G, 27G) (38G)

Passing	Att.	Comp.	Yds.	Comp. %	Yds./Att.	TD	TD %	Int.	Int. %	Long	Sack/Loss	Rating
Harris	211	109	1240	.517	5.88	5	.024	11	.052	78	12/106	55.8
Fouts	109	69	869	.633	7.97	4	.037	6	.055	67†	0/77	77.4
Munson	31	20	225	.645	7.26	1	.032	1	.032	28	1/11	83.4
Olander	16	7	76	.438	4.75	0	.000	2	.125	15	1/4	18.8
J. Washington	1	1	32	100.0	32.00	1	100.0	0	.000	32†	0/0	158.3
D. Woods	1	0	0	.000	0.00	0	0.000	0	.000	0	0/0	39.6
Chargers	369	206	2442	.558	6.62	11	.030	20	.054	78	24/198	63.5
Opponents	330	172	2088	.521	6.33	14	.042	21	.064	74†	44/363	59.5

YEAR-BY-YEAR STATISTICS

1975 FINAL STATISTICS

(2-12 Overall) Fourth-Place in the AFC West

Date	W/L	Score	Opponent	Att.
09/21	L	0-37	Pittsburgh	35,853
09/28	L	17-33	@ Houston	33,765
10/05	L	0-6	Oakland	31,095
10/12	L	10-13 OT	Los Angeles	37,382
10/19	L	10-12	Kansas City	26,469
10/26	L	0-25	@ Oakland	42,796
11/01	L	24-35	@ New York Giants	52,032
11/09	L	19-33	New England	24,349
11/16	L	17-27	Denver	26,048
11/23	L	13-28	@ Minnesota	43,737
11/30	L	10-13 OT	@ Denver	44,982
12/07	W	28-20	@ Kansas City	46,888
12/15	W	24-16	New York Jets	49,706
12/21	L	17-47	@ Cincinnati	46,474

Team Statistics		Chargers	Opponents
TOTAL FIRST DOWNS		198	312
Rushing		98	154
Passing		89	139
Penalty		11	19
Third Down: Made/Att.		54/188	110/217
Third Down Pct.		.287	.507
Fourth Down: Made/Att.		0/1	0/1
Fourth Down Pct.		.000	.000
TOTAL NET YARDS		3411	4952
Avg. Per Game		243.6	353.7
Total Plays		821	1022
Avg. Per Play		4.2	4.8
NET YARDS RUSHING		1801	2442
Avg. Per Game		128.6	174.4
Total Rushes		434	606
NET YARDS PASSING		1610	2510
Avg. Per Game		115.0	179.3
Sacked/Yards Lost		50/388	26/209
Gross Yards		1938	2719
Attempts/Completions		337/165	390/237
Completion Pct.		.490	.608
Had Intercepted		17	20
PUNTS/AVERAGE		79/36.8	56/39.8
NET PUNTING AVG.		31.1	30.4
PENALTIES/YARDS		84/705	81/686
FUMBLES/BALL LOST		32/12	34/14
TOUCHDOWNS		22	40
Rushing		14	21
Passing		7	16
Returns		1	3
TIME OF POSSESSION		34:24	25:36

Score by Quarters	Q1	Q2	Q3	Q4	OT	PTS.
Chargers	37	54	55	43	0	189
Opponents	90	102	69	78	6	345

Scoring	TD	RU	PA	RT	PAT	FG	S	PTS.
Wersching	0	0	0	0	20/21	12/24	0	56
Young	6	5	1	0	0/0	0/0	0	36
Matthews	3	3	0	0	0/0	0/0	0	18
McDonald	3	0	3	0	0/0	0/0	0	18
Fouts	2	2	0	0	0/0	0/0	0	12
Garrison	0	2	0	0	0/0	0/0	0	12
Scarber	2	1	1	0	0/0	0/0	0	12
D. Woods	2	2	0	0	0/0	0/0	0	12
T. Baker	1	1	0	0	0/0	0/0	0	6
Fuller	1	0	0	1	0/0	0/0	0	6
Curran	0	0	0	0	0/0	0/0	0	1
Chargers	22	14	7	1	20/21	12/24	0	189
Opponents	40	21	16	3	35/39	22/34	2	345

2-Pt. Conversions: Chargers 0-0, Opponents 0-0

Sacks: Chargers 26.0, Opponents 50.0

Passing	Att.	Comp.	Yds.	Comp.%	Yds./Att.
Fouts	195	106	1396	.544	7.16
Freitas	110	49	525	.445	4.77
Douglass TM	27	7	53	.259	1.96
Carter TM	5	3	24	.600	4.80
Chargers	337	165	1998	.490	5.93
Opponents	390	237	2719	.608	6.97

Rushing	No.	Yds.	Avg.	Long	TD
Young	138	577	4.2	48t	5
D. Woods	87	317	3.6	17	2
Matthews	71	254	3.6	24	3
Fouts	23	170	7.4	32	2
T. Baker	42	131	3.1	18	1
Bonner	28	120	4.3	12	0
Douglass TM	10	42	4.2	9	0
Scarber	15	68	4.5	18	1
Freitas	11	56	5.1	17	0
Garrison	3	30	10.0	20	0
Curran	3	21	7.0	12	0
Carter TM	2	11	5.5	9	0
Atkins	1	4	4.0	4	0
Chargers	434	1801	4.1	48t	14
Opponents	606	2442	4.0	46t	21

Receiving	No.	Yds.	Avg.	Long	TD
Curran	45	619	13.8	39	0
Garrison	27	438	16.2	40	2
Young	21	166	7.9	16	1
McDonald	19	298	15.7	57	3
D. Woods	13	101	7.8	22	0
Scarber	12	68	5.7	12	1
Matthews	9	59	6.6	22	0
Sweet	8	147	18.4	52	0
T. Baker	6	27	4.5	7	0
Briscoe TM	2	25	12.5	14	0
Bonner	2	8	4.0	5	0
Bradley	1	42	42.0	42	0
Chargers	165	1998	12.1	57	7
Opponents	237	2719	11.5	60t	16

Interceptions	No.	Yds.	Avg.	Long	TD
Fletcher	6	100	16.7	45	0
M. Williams	4	67	16.8	40	0
Colbert	2	10	5.0	10	0
Graham	2	5	2.5	4	0
Goode	1	37	37.0	37	0
Mahalic	1	3	3.0	3	0
Fuller	1	1	1.0	1	0
Beauchamp TM	1	0	0.0	0	0
Rice	1	0	0.0	0	0
S. Williams	1	0	0.0	0	0
Chargers	20	223	11.2	45	0
Opponents	17	371	21.8	81	1

Punting	No.	Yds.	Avg.	Net	TB	I-20	Lg.	B
Partee	79	2910	36.8	31.1	4	0	56	1
Chargers	79	2910	36.8	31.1	4	0	56	1
Opponents	56	2227	39.8	30.4	4	0	64	0

Punt Returns	Ret.	FC	Yds.	Avg.	Lg.	TD
Fuller	36	0	410	11.4	52	1
Colbert	2	0	32	16.0	23	0
Chargers	38	0	442	11.6	52	1
Opponents	48	9	373	7.8	32	0

Kickoff Returns	Ret.	Yds.	Avg.	Long	TD
Fuller	31	725	23.4	34	0
Young	15	323	21.5	34	0
Smith	8	222	27.8	41	0
Andrews	6	93	15.5	27	0
Colbert	5	91	18.2	26	0
Curran	3	28	9.3	15	0
Markovich	1	0	0.0	0	0
Chargers	69	1482	21.5	41	0
Opponents	49	1101	22.5	64	0

Field Goals	1-19	20-29	30-39	40-49	50+
Wersching	0/0	4/4	5/9	3/9	0/2
Chargers	0/0	4/4	5/9	3/9	0/2
Opponents	2/2	12/14	6/6	2/11	0/1
Wersching ()	(38N, 29G)	()	(38N, 42N, 36G)	(36N, 49N, 36G)	(34N)
Opponents ()	(41G, 49N, 30G, 25G, 37G)	(22G)	(47N)	(34G)	(30N)
	(46N, 49N, 45G)	(52N, 43G)			

TD	TD%	Int.	Int.%	Long	Sack/Lost	Rating
2	.020	10	.051	57	25/197	59.3
5	.045	5	.045	42	20/138	55.3
0	.000	1	.037	22	4/43	24.2
0	.000	1	.200	11	1/10	32.5
7	.021	17	.050	57	50/388	53.5
16	.041	20	.051	60t	26/209	74.1

YEAR-BY-YEAR STATISTICS

1971 FINAL STATISTICS

(6-8 Overall) Third-Place in the AFC West

Date	W/L	Score	Opponent	Att.
09/19	W	21-14	Kansas City	54,061
09/26	L	0-34	Oakland	54,084
10/03	L	17-21	@ Pittsburgh	44,339
10/10	L	10-31	@ Kansas City	50,514
10/17	L	16-20	@ Denver	51,200
10/23	W	20-3	Buffalo	49,261
10/31	W	49-21	New York Jets	44,786
11/07	L	17-35	@ New York Giants	62,905
11/15	W	20-17	St. Louis	46,486
11/21	L	33-34	@ Oakland	54,681
11/28	L	0-31	@ Cincinnati	59,580
12/05	W	30-14	Minnesota	54,505
12/12	W	45-17	Denver	44,347
12/19	L	33-49	@ Houston	35,959

Team Statistics	Chargers	Opponents
TOTAL FIRST DOWNS	264	272
Rushing	86	143
Passing	147	114
Penalty	31	15
Third Down: Made/Att.	74/173	73/170
Third Down Pct.	.428	.429
Fourth Down: Made/Att.	1/1	1/1
Fourth Down Pct.	100.0	100.0
TOTAL NET YARDS	4738	4558
Avg. Per Game	338.4	325.6
Total Plays	859	859
Avg. Per Play	5.5	5.3
NET YARDS RUSHING	1604	2296
Avg. Per Game	114.6	164.0
Total Rushes	390	493
NET YARDS PASSING	3134	2262
Avg. Per Game	223.9	161.6
Sacked/Yards Lost	19/171	19/177
Gross Yards	3305	2439
Attempts/Completions	450/244	347/193
Completion Pct.	.542	.556
Had Intercepted	28	22
PUNTS/AVERAGE	55/43.5	67/43.7
NET PUNTING AVG.	40.6	39.0
PENALTIES/YARDS	81/895	84/887
FUMBLES/BALL LOST	30/15	27/10
TOUCHDOWNS	17	44
Rushing	11	25
Passing	23	15
Returns	3	4
TIME OF POSSESSION	30:00	25:43

Score by Quarters	Q1	Q2	Q3	Q4	OT	PTS.
Chargers	40	94	73	104	0	311
Opponents	62	95	94	90	0	341

Scoring	TD	RU	PA	RT	PAT	FG	S	PTS.
Pardee	0	0	0	0	36/37	17/29	0	87
Garrett	7	4	3	0	0/0	0/0	0	42
Queen	7	4	3	0	0/0	0/0	0	42
Garrison	6	0	6	0	0/0	0/0	0	36
Parks	4	0	4	0	0/0	0/0	0	24
Montgomery	3	1	2	0	0/0	0/0	0	18
Gillette	2	0	2	0	0/0	0/0	0	12
Babich	1	0	0	1	0/0	0/0	0	6
Barnes	1	0	0	1	0/0	0/0	0	6
Burns	1	0	0	0	0/0	0/0	0	6
Dicus	1	0	1	0	0/0	0/0	0	6
Fletcher	1	0	0	1	0/0	0/0	0	6
Hadl	1	1	0	0	0/0	0/0	0	6
LeVias	1	0	1	0	0/0	0/0	0	6
Norman	1	0	1	0	0/0	0/0	0	6
White	0	0	0	0	0/0	0/0	1	2
Chargers	37	11	23	3	36/37	17/29	1	311
Opponents	44	25	15	4	43/43	11/24	0	341

2-Pt. Conversions: Chargers 0-0, Opponents 0-0

Sacks: Chargers 19.0, Opponents 19.0

Passing	Att.	Comp.	Yds.	Comp.%	Yds./Att.	TD	TD%	Int.	Int.%	Long	Sack/Lost	Rating
Hadl	431	233	3075	.541	7.13	21	.049	25	.058	771	16/145	68.9
Domres	12	7	97	.583	8.08	1	.083	3	.250	251	3/26	72.6
Montgomery	6	3	80	.555	13.33	1	.167	0	.000	33	0/0	135.4
Garrett	1	1	53	100.0	53.00	0	.000	0	.000	53	0/0	118.8
Chargers	450	244	3305	.542	7.34	23	.051	28	.062	771	19/171	69.0
Opponents	347	193	2439	.556	7.03	15	.043	22	.063	621	19/177	65.7

Rushing	No.	Yds.	Avg.	Long	TD
Garrett	140	591	4.2	36	4
Queen	95	318	3.3	41	4
Montgomery	60	226	3.8	26	1
Burns	61	223	3.7	25	1
Parks	5	77	15.4	54	0
Hadl	18	75	4.2	37	1
LeVias	4	73	18.3	38	0
Ray	2	15	7.5	8	0
Pardee	1	7	7.0	7	0
Norman	1	1	1.0	1	0
Domres	1	0	0.0	0	0
Garrison	1	0	0.0	0	0
Dicus	1	-2	-2.0	-2	0
Chargers	390	1604	4.1	54	11
Opponents	493	2296	4.7	37	25

Receiving	No.	Yds.	Avg.	Long	TD
Garrison	42	889	21.2	771	6
Parks	41	609	14.9	561	4
Garrett	41	283	6.9	40	3
Montgomery	28	361	12.9	391	2
Norman	27	358	13.3	30	1
Queen	23	270	11.7	54	3
LeVias	21	265	12.6	371	1
Gillette	10	147	14.7	251	2
Dicus	6	89	14.8	29	1
Burns	3	22	7.3	10	0
Strozler	1	6	6.0	6	0
Tanner	1	6	6.0	6	0
Chargers	244	3305	13.5	771	23
Opponents	193	2439	12.6	621	15

Interceptions	No.	Yds.	Avg.	Long	TD
Salter	6	48	8.0	44	0
Beauchamp	4	95	23.8	52	0
Howard	4	47	11.8	29	0
Fletcher	3	63	21.0	361	1
Barnes	2	57	28.5	361	1
Hill	2	7	3.5	7	0
Redman	1	0	0.0	0	0
Chargers	22	317	14.4	52	2
Opponents	28	339	12.1	351	4

Punting	No.	Yds.	Avg.	Net	TB	I-20	Lg.	B
Pardee	55	2392	43.5	40.6	6	0	73	0
Chargers	55	2392	43.5	40.6	6	0	73	0
Opponents	67	2931	43.7	39.0	5	0	62	0

Punt Returns	Ret.	FC	Yds.	Avg.	Lg.	TD
LeVias	22	8	145	6.6	19	0
Fletcher	12	5	68	5.7	18	0
Garrett	3	0	2	0.7	4	0
Chargers	37	13	215	5.8	19	0
Opponents	20	17	40	2.0	12	0

Kickoff Returns	Ret.	Yds.	Avg.	Long	TD
LeVias	24	559	23.3	71	0
Fletcher	11	217	19.7	25	0
Salter	8	172	21.5	29	0
Burns	2	19	9.5	15	0
Rogers	1	20	20.0	20	0
Sweeney	1	13	13.0	13	0
Thomas	1	0	0.0	0	0
Wilkinson	1	0	0.0	0	0
Chargers	49	1000	20.4	71	0
Opponents	55	1245	22.6	63	0

Field Goals	1-19	20-29	30-39	40-49	50+
Pardee	5/5	6/6	1/3	4/12	1/3
Chargers	5/5	6/6	1/3	4/12	1/3
Opponents	3/3	1/5	3/6	4/9	0/1

Pardee (48N, 48N) (37N, 51N, 48N) (21G) (43G) (43N, 41G, 20G, 35G) (9G, 10G) () (28G) (42N, 25G, 45G) (14G) (51N) (33N, 48N, 12G, 43G, 22G) (43N, 9G) (42B, 50G, 20G)

YEAR-BY-YEAR STATISTICS

1970 FINAL STATISTICS

(5-6-3 Overall) Third-Place in the AFC West

Date	W/L	Score	Opponent	Att.
09/20	L	14-16	Baltimore	47,782
09/27	T	27-27	Oakland	42,109
10/04	L	10-37	@ Los Angeles	69,564
10/12	L	20-22	Green Bay	53,064
10/18	W	20-7	@ Chicago	45,278
10/25	T	31-31	Houston	41,427
11/01	W	27-10	@ Cleveland	80,047
11/08	W	16-14	@ Boston	48,327
11/15	W	16-14	@ Boston	30,597
11/22	L	17-20	@ Oakland	54,594
11/29	L	14-26	@ Kansas City	50,315
12/06	L	14-17	Cincinnati	41,461
12/13	T	17-17	@ Denver	50,959
12/20	W	31-13	Kansas City	41,379

Team Statistics

	Chargers	Opponents
TOTAL FIRST DOWNS	231	245
Rushing	83	106
Passing	119	117
Penalty	29	22
Third Down: Made/Att.	67/173	69/179
Third Down Pct.	.387	.385
Fourth Down: Made/Att.	4/9	3/5
Fourth Down Pct.	.444	.600
TOTAL NET YARDS	3953	4182
Avg. Per Game	282.4	298.7
Total Plays	839	872
Avg. Per Play	4.7	4.8
NET YARDS RUSHING	1450	1967
Avg. Per Game	103.6	140.5
Total Rushes	395	480
NET YARDS PASSING	2503	2215
Avg. Per Game	178.8	158.2
Sacked/Yards Lost	57/433	27/207
Gross Yards	2936	2422
Attempts/Completions	387/192	365/207
Completion Pct.	.496	.567
Had Intercepted	19	9
PUNTS/AVERAGE	74/42.8	64/44.1
NET PUNTING AVG.	37.5	39.5
PENALTIES/YARDS	79/852	89/998
FUMBLES/BALL LOST	19/6	21/15
TOUCHDOWNS	35	30
Rushing	9	15
Passing	24	13
Returns	2	2
TIME OF POSSESSION	17:09	38:34

Score by Quarters

	Q1	Q2	Q3	Q4	OT	PTS.
Chargers	30	96	65	91	0	282
Opponents	36	111	68	63	0	278

Scoring

	TD	RU	PA	RT	PAT	FG	S	PTS.
Garrison	12	0	12	0	0/0	0/0	0	72
Mercer	0	0	0	0	34/35	12/19	0	70
Frazier	8	1	6	1	0/0	0/0	0	48
Alworth	4	0	4	0	0/0	0/0	0	24
R. Smith	3	3	0	0	0/0	0/0	0	18
Garrett TM	2	1	1	0	0/0	0/0	0	12
Queen	2	1	1	0	0/0	0/0	0	12
Detwiler	1	0	0	1	0/0	0/0	0	6
Hadl	1	1	0	0	0/0	0/0	0	6
Hubbert	1	1	0	0	0/0	0/0	0	6
Post	1	1	0	0	0/0	0/0	0	6
J. Owens	0	0	0	0	0/0	0/0	1	2
Chargers	35	9	24	2	34/35	12/19	1	282
Opponents	30	15	13	2	29/30	23/40	0	278

2-Pt. Conversions: Chargers 0-0, Opponents 0-0

Sacks: Chargers 27.0, Opponents 57.0

Passing

	Att.	Comp.	Yds.	Comp.%	Yds./Att.
Hadl	327	162	2388	.495	7.30
Domres	55	28	491	.509	8.93
Foster	3	1	9	.333	3.00
Clark	2	1	48	.500	24.00
Garrett TM	0	0	0	—	—
Chargers	387	192	2936	.496	7.59
Opponents	365	207	2422	.567	6.64

	No.	Yds.	Avg.	Long	TD
Queen	77	261	3.4	19	1
Post	74	225	3.0	18	1
Garrett TM	46	146	3.2	22	1
Hadl	28	188	6.7	34	1
Hubbert	49	175	3.6	11	1
R. Smith	52	163	3.1	21	3
Frazier	5	120	24.0	70	1
Foster	32	84	2.6	15	0
D. Smith	14	42	3.0	15	0
Domres	14	39	2.8	7	0
Garrison	4	7	1.7	10	0
Chargers	395	1450	3.7	70	9
Opponents	480	1967	4.1	42	15

	No.	Yds.	Avg.	Long	TD
Garrison	44	1006	22.9	67	12
Frazier	38	497	13.1	51	6
Alworth	35	608	17.4	80	4
Queen	20	236	11.8	65	1
Garrett TM	10	127	12.7	44	1
Post	13	113	8.7	30	0
Foster	10	92	9.2	48	0
Hubbert	7	44	6.3	11	0
R. Smith	5	44	8.8	11	0
D. Smith	4	65	16.3	42	0
Eber	2	43	21.5	31	0
Strozier	2	40	20.0	28	0
Gillette	2	21	10.5	12	0
Chargers	192	2936	15.3	80	24
Opponents	207	2422	11.7	61	13

	No.	Yds.	Avg.	Long	TD
Barnes	3	22	7.3	15	0
Howard	2	19	9.5	19	0
Tolbert	2	19	9.5	19	0
Beauchamp	1	25	25.0	25	0
DeLong	1	5	5.0	5	0
Chargers	9	90	10.0	25	0
Opponents	19	235	12.4	25	0

	No.	Yds.	Avg.	Net	TB	I-20	Lg.	B
Partee	65	2852	43.9	38.7	4	0	62	1
Mercer	8	283	35.4	28.6	0	0	42	0
Hadl	1	30	30.0	30.0	0	0	30	0
Chargers	74	3165	42.8	37.5	4	0	62	1
Opponents	64	2822	44.1	39.5	6	0	61	0

	Ret.	FC	Yds.	Avg.	Lg.	TD
Fletcher	16	2	137	8.6	17	0
R. Smith	9	8	31	3.4	13	0
Duncan	5	4	10	2.0	8	0
Detwiler	1	1	-5	-5.0	-5	0
Chargers	31	15	173	5.6	17	0
Opponents	34	20	312	9.2	79	1

	Ret.	Yds.	Avg.	Long	TD
Duncan	19	410	21.6	41	0
Fletcher	17	382	22.5	30	0
Beauchamp	1	0	0.0	0	0
Hill	1	0	0.0	0	0
Moss TM	1	0	0.0	0	0
T. Owens	1	0	0.0	0	0
Queen	1	12	12.0	12	0
R. Smith	1	9	9.0	9	0
Chargers	42	813	19.4	41	0
Opponents	52	1153	22.2	52	0

	1-19	20-29	30-39	40-49	50+
Mercer	3/3	1/3	5/5	3/8	0/0
Chargers	3/3	1/3	5/5	3/8	0/0
Opponents	10/12	6/8	4/6	1/12	2/2
Mercer (46B) (48G, 39G) (30G) (47N, 16G, 39G) () (45G) (45N, 37G, 12G) (38G) (45N, 23N, 25N) (11G) () (47N) (42G) (27G)					

	TD	TD%	Int.	Int.%	Long	Sack/Lost	Rating
Hadl	22	.067	15	.046	67	42/327	77.1
Domres	2	.036	4	.073	80	13/93	63.5
Foster	0	0.000	0	0.000	9	1/8	42.4
Clark	0	0.000	0	0.000	48	0/0	95.8
Garrett TM	0	0.000	0	0.000	—	1/5	—
Chargers	24	.062	19	.049	80	57/433	75.3
Opponents	13	.036	9	.025	80	27/207	78.6

YEAR-BY-YEAR STATISTICS

1969 FINAL STATISTICS

(8-6 Overall) Third-Place in the AFL West

Date	W/L	Score	Opponent	Att.
09/14	L	9-27	Kansas City	47,988
09/21	L	20-34	@ Cincinnati	26,243
09/28	W	34-27	New York (AFL)	54,042
10/04	W	21-14	Cincinnati	52,748
10/11	W	21-14	@ Miami	34,585
10/19	W	13-10	@ Boston	18,346
10/26	L	12-24	Oakland	54,008
11/02	L	0-13	@ Denver	45,511
11/09	L	3-27	@ Kansas City	51,104
11/16	L	16-21	@ Oakland	54,372
11/23	W	45-24	Denver	34,664
11/27	W	21-17	@ Houston	40,065
12/07	W	28-18	Boston	33,146
12/14	W	45-6	Buffalo	47,582

Team Statistics	Chargers	Opponents
TOTAL FIRST DOWNS	275	232
Rushing	119	71
Passing	131	148
Penalty	25	13
Third Down: Made/Att.	0/0	0/0
Third Down Pct.	.000	.000
Fourth Down: Made/Att.	0/0	0/0
Fourth Down Pct.	.000	.000

TOTAL NET YARDS	Chargers	Opponents
TOTAL NET YARDS	4611	4237
Avg. Per Game	329.4	302.6
Total Plays	932	824
Avg. Per Play	4.9	5.1

NET YARDS RUSHING	Chargers	Opponents
NET YARDS RUSHING	1985	1442
Avg. Per Game	141.8	103.0
Total Rushes	455	366

NET YARDS PASSING	Chargers	Opponents
NET YARDS PASSING	2626	2795
Avg. Per Game	187.6	199.6
Sacked/Yards Lost	33/301	35/280
Gross Yards	2927	3075

Attempts/Completions	Chargers	Opponents
Attempts/Completions	444/208	423/241
Completion Pct.	.468	.570
Had Intercepted	0	31

PUNTS/AVERAGE	Chargers	Opponents
PUNTS/AVERAGE	71/44.6	76/40.3
NET PUNTING AVG.	38.3	36.0

PENALTIES/YARDS	Chargers	Opponents
PENALTIES/YARDS	63/731	71/791
FUMBLES/BALL LOST	27/13	13/6

TOUCHDOWNS	Chargers	Opponents
TOUCHDOWNS	35	34
Rushing	18	11
Passing	13	22
Returns	4	1

TIME OF POSSESSION	Chargers	Opponents
TIME OF POSSESSION	30:00	30:00

Score by Quarters	Q1	Q2	Q3	Q4	OT	PTS.
Chargers	57	92	71	68	0	288
Opponents	45	84	75	72	0	276

Scoring	TD	RU	PA	RT	PAT	FG	S	PTS.
Parlee	0	0	0	0	33/33	15/28	0	78
Garrison	7	0	7	0	0/0	0/0	0	42
Post	6	6	0	0	0/0	0/0	0	36
Alwrth	4	0	4	0	0/0	0/0	0	24
Domres	4	4	0	0	0/0	0/0	0	24
Hubbert	4	4	0	0	0/0	0/0	0	24
Graham	2	0	0	2	0/0	0/0	0	12
Hadi	2	2	0	0	0/0	0/0	0	12
Smith	2	2	0	0	0/0	0/0	0	12
Briggs	1	0	0	1	0/0	0/0	0	6
Duncan	1	0	0	1	0/0	0/0	0	6
Eber	1	0	1	0	0/0	0/0	0	6
Foster	1	0	1	0	0/0	0/0	0	6
Chargers	35	18	13	4	33/33	15/28	0	288
Opponents	34	11	22	1	31/33	13/25	0	276

2-Pt. Conversions: Chargers 0-0, Opponents 1-1

Sacks: Chargers 35.0, Opponents 33.0

Passing	Att.	Comp.	Yds.	Comp.%	Yds./Att.	TD	TD%	Int.	Int.%	Long	Sack/Lost	Rating
Hadi	324	158	2253	.488	6.95	10	.031	11	.034	761	18/190	67.8
Domres	112	47	631	.420	5.63	2	.018	10	.089	55	14/101	29.3
Foster	5	2	39	.400	7.80	1	.200	0	.000	301	0/0	107.5
Post	2	1	4	.500	2.00	0	.000	0	.000	4	0/0	56.3
Hubbert	1	0	0	.000	0.00	0	.000	0	.000	0	0/0	39.6
Mikolajewski	0	0	0	—	—	0	—	0	—	0	1/10	—
Chargers	444	208	2927	.468	6.59	13	.029	21	.047	761	33/301	58.6
Opponents	423	241	3075	.570	7.27	22	.052	31	.073	801	35/280	66.7

Rushing	No.	Yds.	Avg.	Long	TD
Post	182	873	4.8	60	6
Hubbert	94	333	3.5	24	4
Foster	64	236	3.7	24	0
Smith	51	211	4.1	16	2
Domres	19	145	7.6	22	4
Hadi	26	109	4.2	17	2
Sayers	14	53	3.8	8	0
Alwrth	5	25	5.0	16	0
Chargers	455	1985	4.4	60	18
Opponents	366	1442	3.9	49	11

Receiving	No.	Yds.	Avg.	Long	TD
Alwrth	64	1003	15.7	761	4
Garrison	40	804	20.1	50	7
Post	24	235	9.8	46	0
Frazier	17	205	12.1	50	0
Foster	14	83	5.9	28	1
Hubbert	11	43	3.9	18	0
Queen	10	148	14.8	42	0
Smith	10	144	14.4	55	0
Eber	9	141	15.7	43	1
MacKinnon	7	82	11.7	23	0
Trapp	2	39	19.5	24	0
Chargers	208	2927	14.1	761	13
Opponents	241	3075	12.8	801	22

Interceptions	No.	Yds.	Avg.	Long	TD
Hill	7	92	13.1	27	0
Duncan	6	118	19.7	721	1
Howard	6	50	8.3	19	0
Barnes	5	64	12.8	25	0
Graham	4	112	28.0	651	2
Bruggers	1	5	5.0	5	0
Redman	1	3	3.0	3	0
Campbell	1	0	0.0	0	0
Chargers	31	444	14.3	721	3
Opponents	21	265	12.6	43	0

Punting	No.	Yds.	Avg.	Net	TB	I-20	Lg.	B
Parlee	71	3169	44.6	38.3	8	0	62	0
Chargers	71	3169	44.6	38.3	8	0	62	0
Opponents	76	3059	40.3	36.0	1	0	62	0

Punt Returns	Ret.	FC	Yds.	Avg.	Lg.	TD
Duncan	27	7	280	10.4	38	0
Graham	3	24	15	5.0	9	0
Smith	3	0	5	5.0	5	0
Trapp	0	1	0	—	—	0
Chargers	31	32	300	9.7	38	0
Opponents	30	7	291	9.7	45	0

Kickoff Returns	Ret.	Yds.	Avg.	Long	TD
Duncan	21	587	28.0	52	0
Smith	6	138	23.0	27	0
Post	4	74	18.5	27	0
Fetherston	3	0	0.0	0	0
Sayers	2	42	21.0	21	0
Briggs	1	0	0.0	0	0
Foster	1	1	1.0	1	0
Huey	1	0	0.0	0	0
Chargers	39	842	21.6	52	0
Opponents	53	1238	23.4	38	0

Field Goals	1-19	20-29	30-39	40-49	50+
Parlee	4/4	5/8	3/9	2/6	1/1
Chargers	4/4	5/8	3/9	2/6	1/1
Opponents	2/3	3/4	5/7	3/8	0/3

Parlee (50G) (49N, 33N, 29G, 14G) (37N, 42G, 27G) (34N, 27N, 43B) (41B) (28N, 12G, 28G) (35N, 25G, 46G) () (39N, 25G) (30N, 18G, 31G, 14G) (33G) (25B) () (48N, 33G)

1968 FINAL STATISTICS

(9-5 Overall) Third-Place in the AFL West

Date	W/L	Score	Opponent	Att.
09/06	W	29-13	Cincinnati	33,687
09/21	W	30-14	Houston	46,217
09/29	W	31-10	@ Cincinnati	28,642
10/05	L	20-23	@ New York (AFL)	63,786
10/13	W	23-14	@ Oakland	53,257
10/20	W	55-24	Denver	42,953
10/27	L	20-27	@ Kansas City	50,344
11/03	W	34-28	Miami	37,284
11/10	W	27-17	@ Boston	19,278
11/17	W	21-6	@ Buffalo	27,993
11/24	L	15-37	New York (AFL)	51,175
12/01	W	47-23	@ Denver	35,312
12/08	L	3-40	Kansas City	51,174
12/15	L	27-34	Oakland	40,698

Team Statistics	Chargers	Opponents
TOTAL FIRST DOWNS	270	225
Rushing	93	90
Passing	164	118
Penalty	13	17
Third Down Made/Att.	0/0	0/0
Third Down Pct.	.000	.000
Fourth Down Made/Att.	0/0	0/0
Fourth Down Pct.	.000	.000
TOTAL NET YARDS	5388	4333
Avg. Per Game	384.9	309.5
Total Plays	918	893
Avg. Per Play	5.9	4.9
NET YARDS RUSHING	1765	1641
Avg. Per Game	126.1	117.2
Total Rushes	428	439
NET YARDS PASSING	3623	2692
Avg. Per Game	258.8	192.3
Sacked/Yards Lost	18/190	24/204
Gross Yards	3813	2896
Attempts/Completions	472/225	430/217
Completion Pct.	.477	.505
Had Intercepted	33	20
PUNTS/AVERAGE	56/40.7	74/42.3
NET PUNTING AVG.	34.7	37.0
PENALTIES/YARDS	72/654	63/692
FUMBLES/BALL LOST	20/12	26/15
TOUCHDOWNS		
Rushing	12	13
Passing	29	20
Returns	4	3
TIME OF POSSESSION	21:26	38:34

Score by Quarters	Q1	Q2	Q3	Q4	OT	PTS.
Chargers	74	136	58	114	0	382
Opponents	59	106	78	67	0	310

Scoring	TD	RU	PA	RT	PAT	FG	S	PTS.
Partee	0	0	0	0	40/43	22/32	0	106
Alworth	10	0	10	0	0/0	0/0	0	62
Garrison	10	0	10	0	0/0	0/0	0	60
MacKinnon	6	0	6	0	0/0	0/0	0	38
Smith	4	4	0	0	0/0	0/0	0	24
Frazier	3	0	3	0	0/0	0/0	0	18
Post	3	3	0	0	0/0	0/0	0	18
Beauchamp	2	0	0	2	0/0	0/0	0	12
Hadl	2	2	0	0	0/0	0/0	0	12
Hubbert	2	2	0	0	0/0	0/0	0	12
Duncan	1	0	0	1	0/0	0/0	0	6
Dyer	1	0	0	1	0/0	0/0	0	6
Foster	1	1	0	0	0/0	0/0	0	6
Chargers	45	12	29	4	40/43	22/32	1	382
Opponents	36	13	20	3	35/35	19/31	1	310

2-Pt. Conversions: Alworth, MacKinnon, **Chargers** 2-2, Opponents 0-1

Sacks: **Chargers** 24.0, Opponents 18.0

Passing	Att.	Comp.	Yds.	Comp.%	Yds./Att.	TD	TD%	Int.	Int.%	Long	Sack/Lost	Rating
Hadl	440	208	3473	.473	7.89	27	.061	32	.073	84t	10/110	64.5
Brittenum	17	9	125	.529	7.35	1	.059	1	.059	22	7/63	71.9
Foster	7	6	169	.857	24.14	0	.000	0	.000	50	0/0	118.8
Post	4	1	23	.250	5.75	0	.000	0	.000	23	1/17	51.0
Smith	3	0	0	.000	0.00	0	.000	0	.000	0	0/0	39.6
Allison	1	1	23	100.0	23.00	1	100.0	0	.000	23t	0/0	158.3
Chargers	472	225	3813	.477	8.08	29	.061	33	.070	84t	18/190	66.8
Opponents	430	217	2896	.505	6.73	20	.047	20	.047	87t	24/204	68.3

Rushing	No.	Yds.	Avg.	Long	TD
Post	151	758	5.0	62t	3
Smith	88	426	4.8	37t	4
Foster	109	394	3.6	22	1
Hubbert	28	119	4.3	21	2
Allison	23	31	1.3	6	0
Alworth	3	18	6.0	10	0
Hadl	23	14	0.6	9	2
Lowe TM	1	9	9.0	9	0
Brittenum	2	-4	-2.0	0	0
Chargers	428	1765	4.1	62t	12
Opponents	439	1641	3.7	37	13

Receiving	No.	Yds.	Avg.	Long	TD
Alworth	68	1312	19.3	80t	10
Garrison	52	1103	21.2	84t	10
MacKinnon	33	646	19.6	62t	6
Foster	23	224	9.7	48	0
Post	18	165	9.2	23	0
Frazier	16	237	14.8	48t	3
Smith	7	71	10.1	24	0
Hubbert	5	11	2.2	10	0
Allison	2	22	11.0	12	0
Dyer	1	22	22.0	22	0
Chargers	225	3813	16.9	84t	29
Opponents	217	2896	13.3	87t	20

Interceptions	No.	Yds.	Avg.	Long	TD
Beauchamp	5	114	22.8	35t	2
Graham	5	87	17.4	42	0
Tolbert	2	42	21.0	22	0
Erlandson	2	22	11.0	16	0
Staggs	2	2	1.0	2	0
Allen	1	4	4.0	4	0
Duncan	1	4	4.0	4	0
Fetherston	1	0	0.0	0	0
Howard	1	0	0.0	0	0
Chargers	20	275	13.8	42	2
Opponents	33	534	16.2	75t	2

Punting	No.	Yds.	Avg.	Net	TB	I-20	Lg.	B
Partee	56	2281	40.7	34.7	6	0	60	0
Chargers	56	2281	40.7	34.7	6	0	60	0
Opponents	74	3132	42.3	37.0	5	0	68	0

Punt Returns	Ret.	FC	Yds.	Avg.	Lg.	TD
Duncan	18	5	206	11.4	95t	1
Graham	13	10	61	4.7	22	0
Smith	8	3	25	3.1	8	0
Allison	0	1	0	—	—	0
Chargers	39	19	292	7.9	95t	1
Opponents	21	10	220	10.5	82t	1

Kickoff Returns	Ret.	Yds.	Avg.	Long	TD
Duncan	25	586	23.4	53	0
Post	10	199	19.9	38	0
Allison	7	121	17.3	23	0
Baccaglio TM	2	0	0.0	0	0
Lincoln TM	2	37	18.5	27	0
Whitehead	2	81	40.5	63	0
Latzke	1	0	0.0	0	0
Smith	1	20	20.0	20	0
Speights	1	21	21.0	21	0
Chargers	51	1065	20.9	63	0
Opponents	60	1251	20.9	35	0

Field Goals	1-19	20-29	30-39	40-49	50+
Partee	4/4	8/10	6/10	4/7	0/1
Chargers	4/4	8/10	6/10	4/7	0/1
Opponents	5/5	8/9	5/10	1/7	0/0

Partee (46N, 39N, 42G) (35G, 23G, 48G) (36N, 28N, 21G) (50N) (47N, 39N, 24G, 27G, 27G) (37B, 18G, 27G) (19G, 36G) (23N, 33G, 23G) (32G, 33G) () () (19G) (28G) (47N, 13G, 34G, 40G, 42G)

YEAR-BY-YEAR STATISTICS

1967 FINAL STATISTICS

(8-5-1 Overall) Third-Place in the AFL West

Date	W/L	Score	Opponent	Att.
09/09	W	28-14	Boston	39,337
09/24	W	13-3	Houston	36,032
10/01	W	37-17	@ Buffalo	39,310
10/08	T	31-31	Boston	23,620
10/15	W	45-31	Kansas City	45,355
10/22	W	38-21	@ Denver	34,465
10/29	L	10-51	@ Oakland	53,474
11/12	W	24-0	Miami	34,761
11/19	W	17-16	@ Kansas City	46,738
11/23	W	24-20	Denver	34,586
12/03	L	21-41	Oakland	52,661
12/10	L	24-41	@ Miami	23,007
12/16	L	17-24	@ Houston	19,870
12/24	L	31-42	New York (AFL)	34,580

Team Statistics

	Chargers	Opponents
TOTAL FIRST DOWNS	259	251
Rushing	88	88
Passing	150	148
Penalty	21	15
Third Down: Made/Att.	0/0	0/0
Third Down Pct.	.000	.000
Fourth Down: Made/Att.	0/0	0/0
Fourth Down Pct.	.000	.000
TOTAL NET YARDS	5125	4705
Avg. Per Game	366.1	336.1
Total Plays	891	936
Avg. Per Play	5.8	5.0
NET YARDS RUSHING	1715	1553
Avg. Per Game	122.5	110.9
Total Rushes	417	441
NET YARDS PASSING	3410	3152
Avg. Per Game	243.6	225.1
Sacked/Yards Lost	11/107	31/303
Gross Yards	3517	3455
Attempts/Completions	463/230	464/230
Completion Pct.	.497	.496
Had Intercepted	24	13
PUNTS/AVERAGE	63/37.5	72/45.2
NET PUNTING AVG.	33.6	36.8
PENALTIES/YARDS	72/817	61/666
FUMBLES/BALL LOST	18/10	22/10
TOUCHDOWNS	45	44
Rushing	14	17
Passing	26	26
Returns	5	1
TIME OF POSSESSION	25:43	34:17

Score by Quarters	Q1	Q2	Q3	Q4	OT	PTS.
Chargers	76	116	58	110	0	360
Opponents	87	99	93	73	0	352

Scoring	TD	RU	PA	PAT	FG	S	PTS.
Van Raaphorst	0	0	0	0	45/45	15/30	0 90
Frazier	10	0	10	0	0/0	0/0	0 60
Alworth	9	0	9	0	0/0	0/0	0 54
Post	8	7	1	0	0/0	0/0	0 48
Hubbert	4	2	2	0	0/0	0/0	0 24
Duncan	3	0	0	3	0/0	0/0	0 18
Hadi	3	3	0	0	0/0	0/0	0 18
Garrison	2	0	2	0	0/0	0/0	0 12
MacKinnon	2	0	2	0	0/0	0/0	0 12
Appleton	1	0	0	1	0/0	0/0	0 6
Graham	1	0	0	1	0/0	0/0	0 6
Lowe	1	1	0	0	0/0	0/0	0 6
Smith	1	1	0	0	0/0	0/0	0 6
Chargers	45	14	26	5	45/45	15/30	0 360
Opponents	44	17	26	1	44/44	14/27	1 352

2-Pt. Conversions: Chargers 0-0, Opponents 0-0

Sacks: Chargers 31.0, Opponents 11.0

Passing	Att.	Comp.	Yds.	Comp.%	Yds./Att.	TD	TD%	Int.	Int. %	Long	Sack/Lost	Rating
Hadi	427	217	3365	.508	7.88	24	.056	22	.052	721	9/91	74.5
Stephenson	26	11	117	.423	4.50	2	.077	2	.077	21	1/7	49.7
Post	6	1	9	.167	1.50	0	.000	0	.000	9	1/9	39.6
Alworth	1	0	0	.000	0.00	0	.000	0	.000	0	0/0	39.6
Foster	1	0	0	.000	0.00	0	.000	0	.000	0	0/0	39.6
Lowe	1	1	26	100.0	26.00	0	.000	0	.000	26	0/0	118.8
Whitehead	1	0	0	.000	0.00	0	.000	0	.000	0	0/0	39.6
Chargers	463	230	3517	.497	7.60	26	.056	24	.052	721	11/107	72.3
Opponents	464	230	3455	.496	7.45	26	.056	13	.028	751	31/303	81.4

Rushing	No.	Yds.	Avg.	Long	TD
Post	161	663	4.1	671	6
Hubbert	116	643	5.5	801	2
Smith	22	115	5.2	16	1
Hadi	37	107	2.9	26	3
Foster	28	78	2.1	13	0
Lowe	28	71	2.5	21	1
Allison	10	34	3.4	26	0
Stephenson	2	11	5.5	7	0
Alworth	1	5	5.0	5	0
Garrison	1	1	1.0	1	0
Redman	1	-13	-13.0	-13	0
Chargers	417	1715	4.1	801	14
Opponents	441	1553	3.5	52	17

Receiving	No.	Yds.	Avg.	Long	TD
Frazier	57	922	16.2	721	10
Alworth	52	1010	19.4	711	9
Garrison	44	772	17.5	62	2
Post	32	278	8.7	661	1
Hubbert	19	214	11.3	49	2
Foster	9	46	5.1	11	0
MacKinnon	7	176	25.1	71	2
Newell	7	68	9.7	14	0
Lowe	2	25	12.5	13	0
Smith	1	6	6.0	6	0
Chargers	230	3517	15.3	721	26
Opponents	230	3455	15.0	751	26

Interceptions	No.	Yds.	Avg.	Long	TD
Beauchamp	3	44	14.7	28	0
Duncan	2	100	50.0	1001	1
Graham	2	76	38.0	681	1
Redman	2	26	13.0	23	0
Allen	2	2	1.0	2	0
Erickson	1	17	17.0	17	0
Tolbert	1	9	9.0	9	0
Chargers	13	274	21.1	1001	2
Opponents	24	329	13.7	401	1

Punting	No.	Yds.	Avg.	Net	TB	I-20	Lg.	B
Redman	58	2147	37.0	32.9	1	0	56	0
Cordill	3	145	48.3	46.0	0	0	52	0
Hadi	2	70	35.0	35.0	0	0	46	0
Chargers	63	2362	37.5	33.6	1	0	56	0
Opponents	72	3252	45.2	36.8	6	0	72	0

Punt Returns	Ret.	FC	Yds.	Avg.	Lg.	TD
Duncan	36	6	434	12.1	50	0
Graham	3	4	46	15.3	42	0
Smith	0	2	0	—	—	0
Chargers	39	12	480	12.3	50	0
Opponents	21	19	224	10.7	78	0

Kickoff Returns	Ret.	Yds.	Avg.	Long	TD
Tolbert	18	441	24.5	45	0
Post	15	371	24.7	50	0
Duncan	9	231	25.7	60	0
Lowe	8	145	18.1	29	0
Smith	3	51	17.0	19	0
Erickson	1	0	0.0	0	0
Chargers	54	1239	22.9	60	0
Opponents	63	1506	23.9	82	0

Field Goals	1-19	20-29	30-39	40-49	50+
Van Raaphorst	5/8	3/5	4/5	3/11	0/1
Chargers	5/8	3/5	4/5	3/11	0/1
Opponents	5/7	4/6	3/8	2/4	0/2
Van Raaphorst (42N, 50N, 45N) (14G, 42G, 38N) (32G, 30G, 13B, 25G) (32G, 49N) (15G, 43B, 17B, 13B) (41N, 30G) (49N, 29N, 40G) (46N, 42G) (12G) (24G, 45N, 22B) () (23G) (18G) (13G)					

YEAR-BY-YEAR STATISTICS

1966 FINAL STATISTICS

(7-6-1 Overall) Third-Place in the AFL West

Date	W/L	Score	Opponent	Att.
09/04	W	24-7	Buffalo	27,572
09/10	W	24-0	Boston	29,539
09/25	W	29-20	@ Oakland	37,183
10/02	W	44-10	Miami	26,444
10/08	L	16-17	@ New York (AFL)	63,497
10/16	T	17-17	@ Buffalo	45,169
10/23	L	17-35	@ Boston	32,371
10/30	W	24-17	Denver	25,819
11/06	L	14-24	@ Kansas City	40,986
11/13	L	19-41	Oakland	26,230
11/27	L	17-20	@ Denver	24,860
12/04	W	28-22	@ Houston	17,569
12/11	W	42-27	New York (AFL)	25,712
12/18	L	17-27	Kansas City	28,548

Team Statistics

	Chargers	Opponents
TOTAL FIRST DOWNS	230	260
Rushing	77	127
Passing	137	116
Penalty	16	17
Third Down: Made/Att.	0/0	0/0
Third Down Pct.	.000	.000
Fourth Down: Made/Att.	0/0	0/0
Fourth Down Pct.	.000	.000
TOTAL NET YARDS	4553	4558
Avg. Per Game	325.2	325.6
Total Plays	827	905
Avg. Per Play	5.5	5.0
NET YARDS RUSHING	1537	2403
Avg. Per Game	109.8	171.6
Total Rushes	361	497
NET YARDS PASSING	3016	2155
Avg. Per Game	215.4	153.9
Sacked/Yards Lost	32/331	26/231
Gross Yards	3347	2386
Attempts/Completions	434/224	382/170
Completion Pct.	.516	.445
Had Intercepted	15	27
PUNTS/AVERAGE	66/37.0	52/43.0
NET PUNTING AVG.	34.5	35.3
PENALTIES/YARDS	68/667	60/527
FUMBLES/BALL LOST	17/77	17/78
TOUCHDOWNS	41	33
Rushing	9	19
Passing	29	13
Returns	3	1
TIME OF POSSESSION	30:00	30:00

Score by Quarters

	Q1	Q2	Q3	Q4	OT	PTS.
Chargers	57	97	64	117	0	335
Opponents	60	91	50	83	0	284

Scoring

	TD	RU	PA	RT	PAT	FG	S	PTS.
Van Raaphorst	0	0	0	0	39/40	16/31	0	87
Alworth	13	0	13	0	0/0	0/0	0	78
MacKinnon	6	0	6	0	0/0	0/0	0	36
Garrison	4	0	4	0	0/0	0/0	0	24
Foster	3	1	2	0	0/0	0/0	0	18
Lincoln	3	1	2	0	0/0	0/0	0	18
Lowe	3	3	0	0	0/0	0/0	0	18
Allison	2	2	0	0	0/0	0/0	0	12
Frazier	2	0	2	0	0/0	0/0	0	12
Hadl	2	0	0	0	0/0	0/0	0	12
Duncan	1	0	0	1	0/0	0/0	0	6
Graham	1	0	0	1	0/0	0/0	0	6
Redman	1	0	0	1	0/0	0/0	0	6
Chargers	41	9	29	3	39/40	16/31	1	335
Opponents	33	19	13	1	31/32	17/31	1	284

2-Pt. Conversions: Chargers 0-0, Opponents 1-1

Sacks: Chargers 26.0, Opponents 32.0

	Passing	Att.	Comp.	Yds.	Comp.%	Yds./Att.	TD	TD%	Int.	Int.%	Long	Sack/Lost	Rating
Hadl	375	200	2846	.533	7.59	23	.061	14	.037	78t	0/0	83.0	
Tensi	52	21	405	.404	7.79	5	.096	1	.019	63t	0/0	92.2	
Lincoln	4	2	71	.500	17.75	1	.250	0	.000	36t	0/0	135.4	
Lowe	3	1	25	.333	8.33	0	.000	0	.000	25	0/0	64.6	
Chargers	434	224	3347	.516	7.71	29	.067	15	.035	78t	32/331	85.1	
Opponents	382	170	2386	.445	6.25	19	.034	27	.071	68	26/231	47.1	

	No.	Yds.	Avg.	Long	TD
Rushing					
Lowe	146	643	4.4	57	3
Foster	81	352	4.3	37	1
Lincoln	58	214	3.7	23	1
Allison	31	213	6.9	61t	2
Hadl	38	95	2.5	21	2
Redman	2	14	7.0	32	0
Alworth	3	10	3.3	4	0
Tensi	1	-1	-1.0	-1	0
Garrison	1	-3	-3.0	-3	0
Chargers	361	1537	4.3	61t	9
Opponents	497	2403	4.8	64	19

	No.	Yds.	Avg.	Long	TD
Receiving					
Alworth	73	1383	18.9	78t	13
Garrison	46	642	14.0	36	4
MacKinnon	26	477	18.3	46	6
Foster	26	260	10.0	63t	2
Lincoln	14	264	18.9	67t	2
Allison	12	99	8.3	20	0
Lowe	12	41	3.4	11	0
Frazier	9	144	16.0	30t	2
Norton	4	50	12.5	18	0
Hadl	2	-13	-6.5	4	0
Chargers	224	3347	14.9	78t	29
Opponents	170	2386	14.0	68	13

	No.	Yds.	Avg.	Long	TD
Interceptions					
Duncan	7	67	9.6	31	0
Graham	5	70	14.0	32t	1
Farr	3	68	22.7	35	0
Matsos TM	1	6	6.0	6	0
Whitehead	2	89	44.5	61	0
Beauchamp	2	24	12.0	21	0
Redman	2	7	3.5	7	0
Milks	1	13	13.0	13	0
Allen	1	8	8.0	8	0
Degen	1	7	7.0	7	0
Kindig	1	0	0.0	0	0
Tolbert	1	0	0.0	0	0
Chargers	27	359	13.3	61	1
Opponents	15	278	18.5	41	0

	No.	Yds.	Avg.	Net	TB	I-20	Lg.	B
Punting								
Redman	66	2442	37.0	34.5	4	0	55	0
Chargers	66	2442	37.0	34.5	4	0	55	0
Opponents	52	2235	43.0	35.3	7	0	60	0

	Ret.	FC	Yds.	Avg.	Lg.	TD
Punt Returns						
Duncan	18	4	238	13.2	81t	1
Graham	2	4	15	7.5	12	0
Plump	1	0	4	4.0	4	0
Chargers	21	8	257	12.2	81t	1
Opponents	16	16	84	5.3	33	0

	Ret.	Yds.	Avg.	Long	TD
Kickoff Returns					
Duncan	25	642	25.7	50	0
Plump	15	345	23.0	35	0
Lowe	7	167	23.9	54	0
Beauchamp	4	64	16.0	25	0
Farr	2	54	27.0	35	0
Gruneisen	1	0	0.0	0	0
Whitmyer	1	0	10.0	10	0
Chargers	55	1282	23.3	54	0
Opponents	66	1387	21.0	53	0

	1-19	20-29	30-39	40-49	50+
Field Goals					
Van Raaphorst	7/8	3/8	4/7	2/7	0/1
Chargers	7/8	3/8	4/7	2/7	0/1
Opponents	3/3	5/8	5/7	2/10	2/3

Van Raaphorst (30G, 10G) (10G, 40N) (13G, 20G) (9G) (14G, 17G, 42G, 50N, 40N, 30N, 21N) (31G, 42N) (25N, 43G) (31N, 26G) () (38G, 45N, 39G, 19B) (21N, 10G, 22N) (33N) (45N) (26G, 26N)

YEAR-BY-YEAR STATISTICS

1965 FINAL STATISTICS

(9-2-3 Overall) First-Place in the AFL West

Date	W/L	Score	Opponent	Att.
09/11	W	34-31	Denver	27,022
09/19	W	17-6	@ Oakland	21,406
09/26	T	10-10	Kansas City	28,126
10/03	W	31-14	Houston	28,190
10/10	W	34-3	@ Buffalo	45,260
10/17	T	13-13	@ Boston	20,924
10/23	W	34-9	@ New York (AFL)	60,679
10/31	L	6-22	Boston	33,366
11/07	W	35-21	@ Denver	33,073
11/14	L	7-31	@ Kansas City	21,968
11/25	T	20-20	Buffalo	27,473
12/04	W	38-7	New York (AFL)	32,169
12/12	W	37-26	@ Houston	24,120
12/19	W	24-14	Oakland	26,056

Team Statistics

	Chargers	Opponents
TOTAL FIRST DOWNS	268	188
Rushing	127	54
Passing	127	117
Penalty	14	17
Third Down: Made/Att.	0/0	0/0
Third Down Pct.	.000	.000
Fourth Down: Made/Att.	0/0	0/0
Fourth Down Pct.	.000	.000
TOTAL NET YARDS	5156	3268
Avg. Per Game	368.3	233.4
Total Plays	908	815
Avg. Per Play	5.7	4.0
NET YARDS RUSHING	2083	1094
Avg. Per Game	148.8	78.1
Total Rushes	482	306
NET YARDS PASSING	3103	2174
Avg. Per Game	221.6	155.3
Sacked/Yards Lost	27/276	38/312
Gross Yards	3379	2486
Attempts/Completions	401/203	471/207
Completion Pct.	.506	.439
Had Intercepted	26	28
PUNTS/AVERAGE	70/40.0	80/43.2
NET PUNTING AVG.	35.7	36.9
PENALTIES/YARDS	84/929	62/665
FUMBLES/BALL LOST	20/12	41/25
TOUCHDOWNS		
Passing	12	7
Returns	6	1
TIME OF POSSESSION	30:00	30:00

Score by Quarters

	Q1	Q2	Q3	Q4	OT	PTS.
Chargers	20	136	76	108	0	340
Opponents	55	57	44	71	0	227

Scoring

	TD	RU	PA	RT	PAT	FG	S	PTS.
Traveno	0	0	0	0	40/40	18/31	0	94
Alworth	14	0	14	0	0/0	0/0	0	84
Lowe	8	6	1	1	0/0	0/0	0	48
Lincoln	7	3	4	0	0/0	0/0	0	42
Duncan	2	0	0	2	0/0	0/0	0	12
Foster	2	2	0	0	0/0	0/0	0	12
Kocourek	2	0	2	0	0/0	0/0	0	12
Norton	2	0	2	0	0/0	0/0	0	12
Faison	1	0	0	1	0/0	0/0	0	6
Graham	1	0	0	0	0/0	0/0	0	6
Hadl	1	0	0	0	0/0	0/0	0	6
Whitehead	1	0	0	1	0/0	0/0	0	6
Chargers	41	12	23	6	40/40	18/31	0	340
Opponents	25	7	17	1	25/25	16/34	2	227

2-Pt. Conversions: Chargers 0-1, Opponents 0-0

Sacks: Chargers 38.0, Opponents 27.0

Passing

	Att.	Comp.	Yds.	Comp.%	Yds./Att.
Hadl	348	174	2798	.500	8.04
Breaux	43	22	404	.512	9.40
Lowe	4	3	81	.750	20.10
Foster	3	2	31	.667	10.33
Lincoln	3	2	85	.667	21.67
Chargers	401	203	3379	.506	8.43
Opponents	471	207	2486	.439	5.28

Rushing

	No.	Yds.	Avg.	Long	TD
Lowe	222	1121	5.0	591	6
Foster	121	469	3.9	22	2
Lincoln	74	302	4.1	24	3
Allison	28	98	3.5	17	0
Hadl	28	91	3.3	23	1
MacKinnon	3	17	5.7	9	0
Sweeney	0	8	—	8	0
Breaux	1	-1	-1.0	-1	0
Norton	1	-5	-5.0	-5	0
Shea	1	-5	-5.0	-5	0
Alworth	3	-12	-4.0	-1	0
Chargers	482	2083	4.3	591	12
Opponents	306	1094	3.6	59	7

Receiving

	No.	Yds.	Avg.	Long	TD
Alworth	69	1602	23.2	851	14
Norton	34	485	14.3	61	2
Kocourek	28	363	13.0	29	2
Lincoln	23	376	16.3	661	4
Lowe	17	126	7.4	451	1
Foster	17	199	11.7	23	0
Allison	8	109	13.6	44	0
MacKinnon	6	106	17.7	38	0
Taylor	1	13	13.0	13	0
Chargers	203	3379	16.6	851	23
Opponents	207	2472	11.9	731	17

Interceptions

	No.	Yds.	Avg.	Long	TD
Whitehead	7	127	18.1	351	1
Graham	5	108	21.6	511	1
Warren	5	43	8.6	26	0
Duncan	4	30	7.5	26	0
Degen	2	6	3.0	6	0
Westmoreland	1	28	28.0	28	0
Faison	1	24	24.0	241	1
Redman	1	11	11.0	11	0
Allen	1	0	0.0	0	0
D. Harris	1	0	0.0	0	0
Chargers	28	377	13.5	511	3
Opponents	26	451	17.3	651	1

Punting

	No.	Yds.	Avg.	Net	TB	I-20	Lg.	B
Hadl	38	1544	40.6	33.9	3	0	65	0
Redman	29	1145	39.5	37.9	0	0	59	0
Allison	2	72	36.0	36.0	0	0	39	0
Whitehead	1	40	40.0	40.0	0	0	40	0
Chargers	70	2801	40.0	35.7	3	0	65	0
Opponents	80	3452	43.2	36.9	0	0	70	1

Punt Returns

	Ret.	FC	Yds.	Avg.	Lg.	TD
Duncan	30	0	464	15.5	661	2
Graham	5	0	36	7.2	12	0
D. Harris	3	0	8	2.7	7	0
Chargers	38	0	508	13.4	661	2
Opponents	27	0	242	9.0	30	0

Kickoff Returns

	Ret.	Yds.	Avg.	Long	TD
Duncan	26	612	23.5	39	0
Farr TM	7	123	17.6	24	0
Foster	5	108	21.6	36	0
Allison	4	80	20.0	24	0
Carson TM	3	44	14.7	21	0
Lincoln	2	46	23.0	27	0
D. Harris	1	15	15.0	15	0
Kirton	1	0	0.0	0	0
MacKinnon	1	0	0.0	0	0
Chargers	50	1028	20.6	39	0
Opponents	64	1418	22.2	69	0

Field Goals

	1-19	20-29	30-39	40-49	50+
Traveno	10/12	4/6	3/5	1/7	0/1
Chargers	10/12	4/6	3/5	1/7	0/1
Opponents	3/7	5/6	5/10	3/4	0/7

Traveno (32G, 25G, 43N) (0N, 29G) (41N, 19G) (13G, 27N) (22B, 15G, 19G) (40G, 42N, 10G, 41N) (20G, 41N, 19G) (49N, 42N) (37B) () (37N, 9G, 14G) (26G) (32G, 12G, 32G) (50N, 15G)

	TD	TD%	Int.	Int.%	Long	Sack/Lost	Rating
Traveno	20	.057	21	.060	851	0/0	71.3
Lowe	2	.047	4	.093	661	0/0	60.6
Foster	0	.000	0	.000	42	0/0	116.7
Lincoln	1	.333	1	.333	341	0/0	109.7
Chargers	23	.057	26	.065	851	27/276	71.5
Opponents	17	.036	28	.059	731	38/312	48.0



1964 FINAL STATISTICS

(8-5-1 Overall) First-Place in the AFL West

Date	W/L	Score	Opponent	Att.
09/12	W	27-21	Houston	22,632
09/20	L	28-33	Boston	20,568
09/26	L	3-30	@ Buffalo	40,167
T		17-17	@ New York (AFL)	47,746
10/05	W	26-17	@ Boston	35,095
10/18	W	42-14	Denver	23,332
10/25	W	20-17	@ Houston	21,671
11/01	W	31-17	Oakland	25,557
11/08	W	31-20	@ Denver	19,670
11/15	W	28-14	@ Kansas City	19,792
11/26	L	24-27	Buffalo	31,860
12/06	W	38-3	New York (AFL)	25,753
12/13	L	6-49	Kansas City	26,562
12/20	L	20-21	@ Oakland	20,124

Team Statistics	Chargers	Opponents
TOTAL FIRST DOWNS	250	244
Rushing	85	78
Passing	153	146
Penalty	12	20
Third Down: Made/Att.	0/0	0/0
Third Down Pct.	0.00	0.00
Fourth Down: Made/Att.	0/0	0/0
Fourth Down Pct.	0.00	0.00
TOTAL NET YARDS	4706	4040
Avg. Per Game	336.1	288.6
Total Plays	857	921
Avg. Per Play	5.5	4.4
NET YARDS RUSHING	1564	1522
Avg. Per Game	111.7	108.7
Total Rushes	390	399
NET YARDS PASSING	3142	2518
Avg. Per Game	224.4	179.9
Sacked/Yards Lost	22/221	38/408
Gross Yards	3363	2926
Attempts/Completions	445/224	484/240
Completion Pct.	.503	.496
Had Intercepted	30	30
PUNTS/AVERAGE	63/39.3	62/43.0
NET PUNTING AVG.	31.1	37.1
PENALTIES/YARDS	88/709	55/528
FUMBLES/BALL LOST	30/15	32/14
TOUCHDOWNS	44	36
Rushing	14	10
Passing	28	22
Returns	2	4
TIME OF POSSESSION	30:00	30:00

Score by Quarters	Q1	Q2	Q3	Q4	OT	PTS.
Chargers	61	116	81	83	0	341
Opponents	48	98	52	102	0	300

Scoring	TD	RU	PA	RT	PAT	FG	S	PTS.
Alworth	15	2	13	0	0/0	0/0	0	90
Lincoln	6	4	2	0	16/17	5/12	0	67
Norton	6	0	6	0	0/0	0/0	0	36
Kocourek	5	5	0	0	0/0	0/0	0	30
Lowe	5	3	2	0	0/0	0/0	0	30
Travenio	0	0	0	0	10/12	2/5	0	16
Agajanian	0	0	0	0	8/8	2/4	0	14
Blair	0	0	0	0	5/6	3/5	0	14
McDougall	2	2	0	0	0/0	0/0	0	14
MacKinnon	2	2	0	0	0/0	0/0	0	12
Faison	1	0	0	1	0/0	0/0	0	6
Hadl	1	1	0	0	0/0	0/0	0	6
Schmidt	1	0	0	1	0/0	0/0	0	6
Chargers	44	14	28	2	39/43	12/26	0	341
Opponents	36	10	22	4	32/33	14/31	2	300

2-Pt. Conversions: McDougall, Chargers 1-1. Opponents 3-3

Sacks: Chargers 38.0, Opponents 22.0

Rushing	No.	Yds.	Avg.	Long	TD
Lincoln	155	632	4.1	25	4
Lowe	130	496	3.8	50t	3
MacKinnon	24	124	5.2	48	2
Kinderman	24	111	4.6	22	0
McDougall	23	73	3.2	24	2
Hadl	20	70	3.5	20	1
Alworth	3	60	20.0	35t	2
Robinson	1	10	10.0	10	0
Rote	10	-12	-1.2	9	0
Chargers	390	1564	4.0	50t	14
Opponents	399	1522	3.8	38	10

Receiving	No.	Yds.	Avg.	Long	TD
Alworth	61	1235	20.2	82t	13
Norton	49	669	13.7	58	6
Lincoln	34	302	8.9	37	2
Kocourek	33	593	18.0	49	5
Lowe	14	182	13.0	41t	2
MacKinnon	10	177	17.7	37	0
Robinson	10	93	9.3	21	0
McDougall	8	106	13.3	24	0
Kinderman	3	21	7.0	18	0
Whitehead	1	-1	-4.0	-4	0
Rote	1	-11	-11.0	-11	0
Chargers	224	3363	15.0	82t	28
Opponents	240	2926	12.2	68t	22

Interceptions	No.	Yds.	Avg.	Long	TD
Westmoreland	6	51	8.5	38	0
Allen	4	75	18.8	33	0
Graham	4	24	6.0	9	0
D. Harris	3	82	27.3	44	0
Whitehead	3	43	14.3	33	0
McNeil	2	30	15.0	17	0
Warren	2	28	14.0	28	0
Schmidt	1	58	58.0	58t	1
Faison	1	42	42.0	42t	1
R. Carpenter	1	29	29.0	29	0
Buncum	1	11	11.0	11	0
Petrich	1	3	3.0	3	0
Duncan	1	1	1.0	1	0
Chargers	30	487	16.2	58t	2
Opponents	30	378	12.6	75t	1

Punting	No.	Yds.	Avg.	Net	TB	I-20	Lg.	B
Hadl	62	2447	39.5	31.1	5	0	71	0
Whitehead	1	30	30.0	30.0	0	0	30	0
Chargers	63	2477	39.3	31.1	5	0	71	0
Opponents	62	2663	43.0	37.1	4	0	61	0

Punt Returns	Ret.	FC	Yds.	Avg.	Lg.	TD
Alworth	18	0	189	10.5	43	0
Robinson	7	0	41	5.9	24	0
Duncan	4	0	19	4.8	9	0
Graham	2	0	24	12.0	17	0
Westmoreland	2	0	10	5.0	6	0
Warren	1	0	0	0.0	0	0
Chargers	34	8	283	8.3	43	0
Opponents	32	10	416	13.0	58	1

Kickoff Returns	Ret.	Yds.	Avg.	Long	TD
Westmoreland	18	360	20.0	43	0
Warren	13	353	27.2	54	0
Duncan	9	318	35.3	91	0
Graham	7	172	24.6	34	0
Robinson	3	70	23.3	26	0
R. Carpenter	1	15	15.0	15	0
Norton	1	0	0.0	0	0
Wright	1	0	0.0	0	0
Chargers	53	1288	24.3	91	0
Opponents	66	1564	23.7	46	0

Field Goals	1-19	20-29	30-39	40-49	50+
Lincoln	2/4	1/3	1/3	1/4	0/0
Blair	2/2	0/1	1/2	0/0	0/0
Travenio	2/2	0/1	0/0	0/1	0/1
Agajanian	1/1	0/0	1/1	0/2	0/0
Chargers	7/9	1/5	3/4	1/7	0/1
Opponents	1/1	2/9	8/10	3/9	0/2

TD	TD%	Int.	Int. %	Long	Sack/Lost	Rating	
18	.066	15	.055	76t	11/124	78.7	
9	.055	15	.092	82t	11/97	49.5	
1	.250	0	0.000	53t	0/0	135.4	
0	.000	0	0.000	0	0/0	39.6	
0	.000	0	0.000	-11	0/0	79.2	
0	.000	0	0.000	0	0/0	39.6	
Chargers	28	.063	30	.067	82t	22/221	68.4
Opponents	22	.045	30	.082	68t	38/408	57.9

Passing	Att.	Comp.	Yds.	Comp. %	Yds./Att.
Hadl	274	147	2157	.536	7.87
Rote	163	74	1156	.454	7.09
Lincoln	4	2	61	.500	15.25
Lowe	2	0	0	.000	0.00
Alworth	1	0	-11	0.000	-11.00
Kinderman	1	0	0	0.000	0.00
Chargers	445	224	3363	.503	7.56
Opponents	484	240	2926	.496	6.05

YEAR-BY-YEAR
STATISTICS

1963 FINAL STATISTICS

(11-3 Overall) First-Place in the AFL West

Date	W/L	Score	Opponent	Att.
09/08	W	14-10	Buffalo	22,344
09/14	W	17-13	Boston	26,097
09/29	W	24-10	Kansas City	22,654
10/06	L	34-50	@ Denver	18,428
10/13	W	24-20	New York (AFL)	27,189
10/20	W	38-17	@ Kansas City	30,107
10/27	W	33-34	Oakland	30,182
11/02	W	53-7	@ New York (AFL)	18,336
11/10	W	7-6	@ Boston	28,402
11/17	W	23-13	@ Buffalo	38,592
12/01	W	27-0	Houston	31,713
12/08	L	27-41	@ Oakland	20,249
12/15	W	20-14	@ Houston	18,540
12/22	W	58-20	Denver	31,312

Team Statistics	Chargers	Opponents
TOTAL FIRST DOWNS	252	241
Rushing	112	85
Passing	124	135
Penalty	16	21
Third Down: Made/Att.	0/0	0/0
Third Down Pct.	.000	.000
Fourth Down: Made/Att.	0/0	0/0
Fourth Down Pct.	.000	.000
TOTAL NET YARDS	5153	4161
Avg. Per Game	368.1	297.2
Total Plays	773	881
Avg. Per Play	6.7	4.7
NET YARDS RUSHING	2203	1468
Avg. Per Game	157.4	104.9
Total Rushes	396	378
NET YARDS PASSING	2950	2693
Avg. Per Game	210.7	192.4
Sacked/Yards Lost	20/188	31/283
Gross Yards	3138	2976
Attempts/Completions	357/202	472/231
Completion Pct.	.566	.489
Had Intercepted	24	29
PUNTS/AVERAGE	60/38.6	50/43.7
NET PUNTING AVG.	35.2	38.5
PENALTIES/YARDS	77/773	69/771
FUMBLES/BALL LOST	16/12	22/18
TOUCHDOWNS	50	20
Rushing	20	10
Passing	28	17
Returns	2	1
TIME OF POSSESSION	30:00	30:00

Score by Quarters	Q1	Q2	Q3	Q4	OT	PTS.
Chargers	81	128	85	105	0	399
Opponents	37	68	44	106	0	255

Scoring	TD	RU	PA	RT	PAT	FG	S	PTS.
Blair	0	0	0	0	44/47	17/28	0	95
Alworth	11	0	11	0	0/0	0/0	0	66
Lowe	10	8	2	0	0/0	0/0	0	60
Lincoln	8	5	3	0	0/0	0/0	0	48
Kocourek	5	0	5	0	0/0	0/0	0	32
B. Jackson	4	4	0	0	0/0	0/0	0	24
MacKinnon	4	0	4	0	0/0	0/0	0	24
Robinson	2	0	2	0	0/0	0/0	0	12
Rote	2	2	0	0	0/0	0/0	0	12
Allen	1	0	0	1	0/0	0/0	0	6
D. Harris	1	0	0	1	0/0	0/0	0	6
McDougall	1	1	0	0	0/0	0/0	0	6
Norton	1	0	1	0	0/0	0/0	0	6
Faison	0	0	0	0	0/0	0/0	0	2
Chargers	50	20	28	2	44/47	17/28	0	399
Opponents	28	10	17	1	27/27	20/37	0	255

2-Plt. Conversions: Faison, Kocourek, **Chargers 2-2**, Opponents 0-1

Sacks: **Chargers 31.0**, Opponents 20.0

Passing	Att.	Comp.	Yds.	Comp.%	Yds./Att.	TD	TD%	Int.	Int.%	Long	Sack/Lost	Rating
Rote	286	170	2510	.594	8.78	20	.070	17	.059	851	0/0	86.7
Hadl	64	28	502	.438	7.84	6	.094	6	.094	691	0/0	63.4
Lowe	4	2	100	.500	25.00	1	.250	1	.250	711	0/0	95.8
Lincoln	1	0	0	.000	0.00	0	.000	0	.000	0	0/0	39.6
McDougall	1	1	11	100.0	11.00	1	100.0	0	.000	111	0/0	152.1
Norton	1	1	15	100.0	15.00	0	.000	0	.000	15	0/0	118.8
Chargers	357	202	3138	.566	8.79	28	.078	24	.067	851	20/188	84.0
Opponents	472	231	2976	.489	6.31	17	.036	29	.061	731	31/283	55.5

Rushing	No.	Yds.	Avg.	Long	TD
Lowe	177	1010	5.7	661	8
Lincoln	128	826	6.5	761	5
McDougall	39	201	5.2	22	1
B. Jackson	18	64	3.6	14	4
Rote	24	62	2.6	15	2
Hadl	8	26	3.3	33	0
Alworth	2	14	7.0	21	0
Chargers	396	2203	5.6	761	20
Opponents	378	1468	3.9	41	10

Receiving	No.	Yds.	Avg.	Long	TD
Alworth	61	1205	19.8	851	11
Lowe	26	191	7.3	311	2
Lincoln	24	325	13.5	391	3
Kocourek	23	359	15.6	351	5
Norton	21	281	13.4	36	1
Robinson	18	315	17.5	711	2
MacKinnon	11	262	23.8	691	4
McDougall	10	115	11.5	26	0
B. Jackson	8	85	10.6	26	0
Chargers	202	3138	15.5	851	28
Opponents	231	2976	12.9	731	17

Interceptions	No.	Yds.	Avg.	Long	TD
D. Harris	8	83	10.4	21	1
Allen	5	37	7.4	26	0
Maguire	4	47	11.8	38	0
McNeill	4	23	5.8	21	0
Milinger	3	26	8.7	18	0
Karas	2	30	15.0	30	0
Blair	1	40	40.0	40	0
Gluck	1	13	13.0	13	0
Whitehead	1	0	0.0	0	0
Chargers	29	299	10.3	40	1
Opponents	24	357	14.9	48	1

Punting	No.	Yds.	Avg.	Net	TB	1-20	Lg.	B
Maguire	58	2241	38.6	35.6	0	0	60	0
Hadl	2	75	37.5	37.5	0	0	38	0
Chargers	60	2316	38.6	35.2	0	0	60	0
Opponents	50	2185	43.7	38.5	0	0	72	1

Punt Returns	Ret.	FC	Yds.	Avg.	Lg.	TD
Alworth	11	0	120	10.9	61	0
Lincoln	7	0	98	14.0	47	0
D. Harris	4	0	43	10.8	23	0
Chargers	22	0	261	11.9	61	0
Opponents	22	0	204	9.3	28	0

Kickoff Returns	Ret.	Yds.	Avg.	Long	TD
Lincoln	17	439	25.8	44	0
Alworth	10	216	21.6	34	0
Westmoreland	10	204	20.4	26	0
Lowe	5	132	26.4	41	0
McDougall	3	77	25.7	26	0
D. Harris	2	34	17.0	27	0
Robinson	2	27	13.5	20	0
B. Jackson	1	16	16.0	16	0
Maguire	1	5	5.0	5	0
Sweeney	1	18	18.0	18	0
Chargers	52	1168	22.5	44	0
Opponents	76	1715	22.6	71	0

Field Goals	1-19	20-29	30-39	40-49	50+
Blair	5/15	6/6	4/4	2/3	0/0
Chargers	5/15	6/6	4/4	2/3	0/0
Opponents	5/19	4/4	9/11	2/3	0/0

Blair (0N, 0N) (30N, 31G) (34N, 38G) () (28G, 26N) (29G, 39N) (23G, 36G) (18G) (12N, 48N) (39G, 47N, 15G, 41G) (42G, 20G) (45N) (22G, 43N, 10G) (17G, 28G, 13G)

1962 FINAL STATISTICS

(4-10 Overall) Third-Place in the AFL West

Date	W/L	Score	Opponent	Att.
09/07	L	21-30	@ Denver	28,000
09/16	W	40-14	New York (AFL)	22,003
09/23	L	17-42	Houston	28,061
09/30	W	42-33	@ Oakland	13,000
10/07	W	38-28	Dallas (AFL)	23,092
10/13	L	10-35	@ Buffalo	20,074
10/19	L	20-24	@ Boston	20,888
10/28	L	3-23	@ New York (AFL)	21,467
11/04	L	20-23	Denver	20,827
11/11	L	20-40	Buffalo	22,204
11/25	L	27-33	@ Houston	28,235
12/02	W	31-21	Oakland	17,874
12/09	L	14-20	Boston	19,887
12/16	L	17-26	@ Dallas (AFL)	18,384

Team Statistics		Chargers	Opponents
TOTAL FIRST DOWNS			
Rushing		217	248
Passing		82	105
Penalty		113	120
Third Down: Made/Att.		22	23
Third Down Pct.		0/0	0/0
Fourth Down: Made/Att.		0/0	0/0
Fourth Down Pct.		0/0	0/0
TOTAL NET YARDS			
Avg. Per Game		4106	4518
Total Plays		293.3	322.7
Avg. Per Play		853	880
NET YARDS RUSHING			
Avg. Per Game		1672	1903
Total Rushes		119.4	135.9
NET YARDS PASSING			
Avg. Per Game		2434	2615
Sacked/Yards Lost		173.9	186.8
Gross Yards		28/252	41/311
Attempts/Completions		2686	2926
Completion Pct.		416/1168	402/1196
Had Intercepted		404	488
PUNTS/AVERAGE			
Had Intercepted		34	29
PUNTS/AVERAGE			
NET PUNTING AVG.		79/41.6	68/40.7
PENALTIES/YARDS			
NET PUNTING AVG.		88.7	36.6
FUMBLES/BALL LOST			
TOUCHDOWNS		88/768	65/709
Rushing		24/14	30/13
Passing		38	48
Returns		13	16
TIME OF POSSESSION			
		30:00	30:00

Score by Quarters	Q1	Q2	Q3	Q4	OT	PTS.
Chargers	75	102	66	71	0	314
Opponents	75	128	81	108	0	392

Scoring	TD	RU	PA	RT	PAT	FG	S	PTS.
Blair	0	0	0	0	31/34	17/20	0	82
B. Jackson	7	5	2	0	0/0	0/0	0	42
Norton	7	0	7	0	0/0	0/0	0	42
Kocourek	4	0	4	0	0/0	0/0	0	26
Lincoln	4	2	1	1	0/0	0/0	0	24
Alworth	3	0	3	0	0/0	0/0	0	18
McDougall	3	3	0	0	0/0	0/0	0	18
Robinson	3	0	3	0	0/0	0/0	0	18
MacKinnon	2	0	2	0	0/0	0/0	0	12
Braxton	1	1	0	0	0/0	0/0	0	6
Carolan	1	0	1	0	0/0	0/0	0	6
Gibson	1	0	0	1	0/0	0/0	0	6
Hadl	1	1	0	0	0/0	0/0	0	6
Kemp TM	1	1	0	0	0/0	0/0	0	6
Chargers	38	13	23	2	31/34	17/20	0	314
Opponents	48	16	29	3	41/44	17/31	2	392

2-Pt. Conversions: Braxton, Kocourek, **Chargers 2-3**, Opponents 4-4

Sacks: **Chargers 41.0**, Opponents 28.0

Passing	Att.	Comp.	Yds.	Comp.%	Yds./Att.
Hadl	260	107	1632	.412	6.28
Wood TM	97	41	655	.423	6.75
Kemp TM	45	13	292	.289	6.49
Keckin	9	5	64	.556	7.11
Lincoln	5	2	43	.400	8.60
Chargers	416	168	1686	.404	6.46
Opponents	402	196	2926	.488	7.28

Rushing	No.	Yds.	Avg.	Long	TD
Lincoln	117	574	4.9	861	2
B. Jackson	106	411	3.9	19	5
MacKinnon	55	224	4.1	24	0
McDougall	43	197	4.6	241	3
Hadl	40	139	3.5	18	1
Braxton	17	35	2.1	15	1
Kemp TM	8	28	3.5	19	1
Alworth	1	17	17.0	17	0
Coan	12	10	0.8	8	0
Robinson	2	10	5.0	7	0
Gillett	2	8	4.0	5	0
Keckin	1	3	3.0	3	0
Wood TM	1	0	0.0	0	0
Chargers	409	1672	4.1	861	13
Opponents	437	1903	4.4	52	16

Receiving	No.	Yds.	Avg.	Long	TD
Norton	48	771	16.1	47	7
Kocourek	39	688	17.6	45	4
Robinson	21	391	18.6	721	3
Lincoln	16	214	13.4	29	1
B. Jackson	13	136	10.5	33	2
Alworth	10	226	22.6	671	2
MacKinnon	9	125	13.9	321	2
McDougall	4	17	6.8	10	0
Braxton	4	17	4.3	10	0
Carolan	3	39	13.0	18	1
Coan	1	52	52.0	52	0
Chargers	168	2686	16.0	721	23
Opponents	196	2926	14.9	981	29

Interceptions	No.	Yds.	Avg.	Long	TD
Gibson	8	85	10.6	371	1
D. Harris	5	52	10.4	36	0
Buncom	4	49	12.3	26	0
Bethune	3	6	2.0	4	0
Blair	2	36	18.0	19	0
Karas	2	8	4.0	8	0
McNeil	1	36	36.0	36	0
Faison	1	30	30.0	30	0
Whitehead	1	18	18.0	18	0
Maguire	1	13	13.0	13	0
Allen	1	7	7.0	7	0
Chargers	29	340	11.7	371	1
Opponents	34	508	14.9	911	1

Punting	No.	Yds.	Avg.	Net	TB	I-20	Lg.	B
Maguire	79	3289	41.6	38.7	0	0	66	0
Chargers	79	3289	41.6	38.7	0	0	66	0
Opponents	68	2768	40.7	36.6	0	0	64	0

Punt Returns	Ret.	FC	Yds.	Avg.	Lg.	TD
Lincoln	11	0	94	8.5	17	0
Gibson	10	0	89	8.9	27	0
D. Harris	7	0	95	13.6	34	0
Braxton	1	0	0	0.0	0	0
Chargers	29	0	278	9.6	34	0
Opponents	26	0	229	8.8	731	1

Kickoff Returns	Ret.	Yds.	Avg.	Long	TD
Robinson	32	748	23.4	57	0
Lincoln	14	398	28.4	1031	1
Bethune	12	251	20.9	27	0
McDougall	3	71	23.7	28	0
Coan	2	31	15.5	29	0
Gibson	2	55	27.5	16	0
B. Jackson	1	16	16.0	16	0
Klotz TM	1	15	15.0	15	0
Chargers	67	1585	23.7	1031	1
Opponents	56	1231	22.0	871	1

Field Goals	1-19	20-29	30-39	40-49	50+
Blair	5/7	5/5	2/2	5/6	0/0
Chargers	5/7	5/5	2/2	5/6	0/0
Opponents	8/16	2/4	4/5	2/4	1/2

Blair (42B) (44G, 30G) () (10G, 27G) (2G) (43G, 27G) (43N, 43G) (27G, 15G) () (11N, 17G, 11G) (12G) (42G, 42G) (35G)

	TD	TD%	Int.	Int. %	Long	Sack/Lost	Rating
Chargers	23	.055	34	.082	721	28/252	47.0
Opponents	29	.072	29	.072	981	41/311	67.0

YEAR-BY-YEAR STATISTICS

1960 FINAL STATISTICS

(10-4 Overall) Fifth-Place in the AFL West

Date	W/L	Score	Opponent	Att.
09/10	W	21-20	Dallas (AFL)	17,724
09/18	L	28-38	@ Houston	20,156
09/25	L	0-17	@ Dallas (AFL)	42,000
10/02	W	24-10	@ Buffalo	15,821
10/08	L	0-35	Boston	18,226
10/16	W	23-19	@ Denver	19,141
10/28	W	45-16	@ Boston	13,988
11/04	W	21-7	@ New York (AFL)	19,402
11/13	W	24-21	Houston	21,805
11/20	L	3-32	Buffalo	16,161
11/27	W	52-28	Oakland	15,075
12/04	W	41-17	@ Oakland	12,061
12/10	W	41-33	Denver	9,928
12/18	W	50-43	New York (AFL)	11,457

Team Statistics		Chargers	Opponents
TOTAL FIRST DOWNS		273	259
Rushing		106	97
Passing		141	138
Penalty		26	24
Third Down: Made/Att.		0/0	0/0
Third Down Pct.		.000	.000
Fourth Down: Made/Att.		0/0	0/0
Fourth Down Pct.		.000	.000
TOTAL NET YARDS		4713	4258
Avg. Per Game		336.6	304.1
Total Plays		878	915
Avg. Per Play		5.4	4.7
NET YARDS RUSHING		1900	1705
Avg. Per Game		135.7	121.8
Total Rushes		397	412
NET YARDS PASSING		2813	2553
Avg. Per Game		200.9	182.4
Sacked/Yards Lost		40/364	36/298
Gross Yards		3177	2851
Attempts/Completions		441/229	467/227
Completion Pct.		.519	.486
Had Intercepted		29	28
PUNTS/AVERAGE		58/39.7	62/38.6
NET PUNTING AVG.		36.3	33.8
PENALTIES/YARDS		70/648	59/569
FUMBLES/BALL LOST		30/16	39/17
TOUCHDOWNS		48	42
Rushing		23	20
Passing		21	21
Returns		4	1
TIME OF POSSESSION		30:00	30:00

Score by Quarters	Q1	Q2	Q3	Q4	OT	PTS.
Chargers	73	109	64	127	0	373
Opponents	74	109	87	66	0	336

Scoring	TD	RU	PA	RT	PAT	FG	S	PTS.
Agajanian	0	0	0	0	46/47	13/23	0	85
Low	10	8	2	0	0/0	0/0	0	60
Kemp	8	8	0	0	0/0	0/0	0	48
Ferguson	6	4	2	0	0/0	0/0	0	36
R. Anderson	5	0	5	0	0/0	0/0	0	30
Norton	5	0	5	0	0/0	0/0	0	30
Womble	4	0	4	0	0/0	0/0	0	24
Flowers	2	1	1	0	0/0	0/0	0	12
Ford TM	2	2	0	0	0/0	0/0	0	12
D. Harris	1	0	0	1	0/0	0/0	0	6
Kocourek	1	0	1	0	0/0	0/0	0	6
Loudd	1	0	0	1	0/0	0/0	0	6
Maguire	1	0	0	1	0/0	0/0	0	6
Martin TM	1	0	1	0	0/0	0/0	0	6
Nix	1	0	0	1	0/0	0/0	0	6
Chargers	48	23	21	4	46/47	13/23	0	373
Opponents	42	20	21	1	34/38	14/28	1	336

2-Pt. Conversions: Chargers 0-0. Opponents 3-4

Sacks: Chargers 36.0, Opponents 40.0

Passing	Att.	Comp.	Yds.	Comp.%	Yds./Att.
Kemp	406	211	3018	.520	7.43
Clatterbuck	23	15	112	.652	4.87
Laraba	7	2	23	.286	3.29
Low	3	1	24	.333	8.00
Ford TM	1	0	0	.000	0.00
Waller	1	0	0	.000	0.00
Chargers	441	229	3177	.519	7.20
Opponents	467	227	2851	.486	6.10

Rushing	No.	Yds.	Avg.	Long	TD
Low	136	855	6.3	8	8
Ferguson	126	438	3.5	12	4
Kemp	45	238	4.4	8	8
Ford TM	20	154	7.7	0	2
Flowers	39	161	4.1	0	1
Martin TM	6	23	3.8	0	0
Laraba	3	13	4.3	0	0
Clatterbuck	3	11	3.7	0	0
Waller	9	5	0.6	3	0
Norton	1	2	2.0	0	0
Chargers	397	1900	4.8	12	23
Opponents	412	1705	4.1	20	20

Receiving	No.	Yds.	Avg.	Long	TD
R. Anderson	44	614	14.0	46t	5
Kocourek	40	662	16.6	12	1
Womble	32	316	9.9	26	2
Clark	27	431	16.0	36	0
Norton	25	414	16.6	0	5
Low	23	377	16.4	6	2
Ferguson	21	168	8.0	4t	2
Flowers	12	153	12.8	55t	1
Martin TM	2	18	9.0	0	1
Waller	3	24	8.0	3	0
Chargers	229	3177	13.9	55t	19
Opponents	227	2851	12.6	21	21

Interceptions	No.	Yds.	Avg.	Long	TD
D. Harris	5	56	11.2	42t	1
Nix	4	30	7.5	17t	1
McNeil	3	47	15.7	39	0
Maguire	3	37	12.3	37	0
Loudd	3	17	5.7	12	0
Sears	2	73	36.5	26	0
Zeman	2	25	12.5	25	0
Botchan	2	8	4.0	8	0
Garner	2	2	1.0	2	0
Laraba	1	17	17.0	17	0
Schleicher	1	5	5.0	5	0
Chargers	28	317	11.3	42t	2
Opponents	29	284	9.8	33	1

Punting	No.	Yds.	Avg.	Net	TB	I-20	Lg.	B
Maguire	43	1743	40.5	37.3	0	0	61	0
Laraba	15	558	37.2	33.3	0	0	0	0
Chargers	58	2301	39.7	36.3	0	0	61	0
Opponents	62	2393	38.6	33.8	0	0	66	1

Punt Returns	Ret.	FC	Yds.	Avg.	Lg.	TD
D. Harris	13	0	105	8.1	14	0
Sears	9	0	101	11.2	14	0
Garner	6	0	85	14.2	36	0
Ford TM	2	0	6	3.0	3	0
Low	1	0	0	0.0	0	0
Chargers	31	0	297	9.6	36	0
Opponents	17	0	197	11.6	51	0

Kickoff Returns	Ret.	Yds.	Avg.	Long	TD
Low	28	611	21.8	31	0
Ford TM	13	294	22.6	0	0
Norton	8	153	19.1	13	0
Sears	8	155	19.4	24	0
DeLuca	1	0	0.0	0	0
Chargers	58	1213	20.9	31	0
Opponents	70	1481	21.2	33	0

Field Goals	1-19	20-29	30-39	40-49	50+
Agajanian	3/12	5/5	2/3	3/3	0/0
Chargers	3/12	5/5	2/3	3/3	0/0
Opponents	6/17	3/3	3/3	2/5	0/0

Agajanian (36B) (45N) (45N, 32N) (16G) () (11G, 26G, 47G) (35N, 41N, 18G) (33N, 43N) (27N, 22G) (31G) (28G) (46N) (23G, 40G) (41G, 37G, 27G)

TD	TD%	Int.	Int. %	Long	Sack/Lost	Rating
20	.049	25	.062	55t	0	67.1
1	.043	1	.043	0	0	73.1
0	.000	2	.286	0	0	63.2
0	.000	0	0.00	24	0	39.6
0	.000	0	0.00	0	0	0.0
0	.000	1	100.0	0	0	0.0
21	.048	29	.066	55t	40/364	63.8
21	.045	28	.060	21	36/298	58.0

YEAR-BY-YEAR STATISTICS



2005

DIVISION ALIGNMENT

A AMERICAN FOOTBALL CONFERENCE

EAST



BUFFALO BILLS



MIAMI DOLPHINS



NEW ENGLAND PATRIOTS



NEW YORK JETS

NORTH



BALTIMORE RAVENS



CINCINNATI BENGALS



CLEVELAND BROWNS



PITTSBURGH STEELERS

SOUTH



HOUSTON TEXANS



INDIANAPOLIS COLTS



JACKSONVILLE JAGUARS



TENNESSEE TITANS

WEST



SAN DIEGO CHARGERS



KANSAS CITY CHIEFS



OAKLAND RAIDERS



DENVER BRONCOS

N NATIONAL FOOTBALL CONFERENCE

EAST



DALLAS COWBOYS



NEW YORK GIANTS



PHILADELPHIA EAGLES



WASHINGTON REDSKINS

NORTH



CHICAGO BEARS



DETROIT LIONS



GREEN BAY PACKERS



MINNESOTA VIKINGS

SOUTH



ATLANTA FALCONS



CAROLINA PANTHERS



NEW ORLEANS SAINTS



TAMPA BAY BUCCANEERS

WEST



ARIZONA CARDINALS



ST. LOUIS RAMS



SAN FRANCISCO 49ERS



SEATTLE SEAHAWKS

HISTORY



Hall of Fame wide receiver Lance Alworth will have his #19 jersey retired by the Chargers at the Nov. 20 game against the Buffalo Bills. Lance is the Chargers' all-time receiving leader with 9,584 career yards.

San Diego Chargers

SERIES RESULTS

Chargers 7, Arizona 3 (.700)

1971 – at San Diego 20, St. Louis 17
1976 – at San Diego 43, St. Louis 24
1983 – at St. Louis 44, San Diego 14
1987 – at San Diego 28, St. Louis 24
1989 – San Diego 24, at Phoenix 13
1992 – San Diego 27, at Phoenix 21
1995 – at San Diego 28, Arizona 25
1998 – at Arizona 16, San Diego 13
2001 – Arizona 20, at San Diego 17
2002 – San Diego 23, at Arizona 15

Atlanta 6, Chargers 1 (.143)

1970 – Atlanta 41, at San Diego 0
1979 – Atlanta 28, at San Diego 26
1988 – San Diego 10, at Atlanta 7
1991 – Atlanta 13, at San Diego 10
1994 – at Atlanta 10, San Diego 9
1997 – Atlanta 14, at San Diego 3
2004 – at Atlanta 21, San Diego 20

Chargers 2, Baltimore 2 (.500)

1997 – at San Diego 21, Baltimore 17
1998 – at San Diego 14, Baltimore 13
2000 – at Baltimore 24, San Diego 3
2003 – Baltimore 24, at San Diego 10

Chargers 19, Buffalo 11, 2 Ties (.625)

1960 – Los Angeles 24, at Buffalo 10
Buffalo 32, at Los Angeles 3
1961 – San Diego 19, at Buffalo 11
at San Diego 28, Buffalo 10
1962 – at Buffalo 35, San Diego 10
Buffalo 40, at San Diego 20
1963 – at San Diego 14, Buffalo 10
San Diego 23, at Buffalo 13
1964 – at Buffalo 30, San Diego 3
Buffalo 27, at San Diego 24
at Buffalo 20, San Diego 7*
1965 – San Diego 34, at Buffalo 3
at San Diego 20, Buffalo 20
Buffalo 23, at San Diego 0*
1966 – at San Diego 27, Buffalo 7
San Diego 17, at Buffalo 17
1967 – San Diego 37, at Buffalo 17
1968 – San Diego 21, at Buffalo 6
1969 – at San Diego 45, Buffalo 6
1971 – at San Diego 20, Buffalo 3
1973 – at San Diego 34, Buffalo 7
1976 – San Diego 34, at Buffalo 13
1979 – at San Diego 27, Buffalo 19
1980 – Buffalo 26, at San Diego 24
at San Diego 20, Buffalo 14**
1981 – Buffalo 28, at San Diego 27
1985 – San Diego 14, at Buffalo 9
at San Diego 40, Buffalo 7
1998 – at San Diego 16, Buffalo 14
2000 – at Buffalo 27, San Diego 24, OT
2001 – at San Diego 27, Buffalo 24
2002 – at Buffalo 20, San Diego 13

* AFL Championship

** AFC Divisional Playoff

Carolina 2, Chargers 1 (.333)

1997 – Carolina 26, at San Diego 7
2000 – at Carolina 30, San Diego 22
2004 – San Diego 17, at Carolina 6

Chicago 5, Chargers 4 (.444)

1970 – San Diego 20, at Chicago 7
1974 – at San Diego 28, Chicago 21
1978 – at San Diego 40, Chicago 7
1981 – at Chicago 20, San Diego 17, OT
1984 – at San Diego 20, Chicago 7
1993 – Chicago 16, at San Diego 13
1996 – at Chicago 27, San Diego 14
1999 – Chicago 23, at San Diego 20, OT
2003 – at Chicago 20, San Diego 7

Chargers 17, Cincinnati 11 (.607)

1968 – at San Diego 29, Cincinnati 13
San Diego 31, at Cincinnati 10
1969 – at Cincinnati 34, San Diego 20
at San Diego 21, Cincinnati 14
1970 – Cincinnati 17, at San Diego 14
1971 – at Cincinnati 31, San Diego 0
1973 – Cincinnati 20, at San Diego 13
1974 – San Diego 20, at Cincinnati 17
1975 – at Cincinnati 47, San Diego 17
1977 – at San Diego 24, Cincinnati 3
1978 – at San Diego 22, Cincinnati 13
1979 – San Diego 26, at Cincinnati 24
1980 – San Diego 31, at Cincinnati 14
1981 – Cincinnati 40, at San Diego 17
at Cincinnati 27, San Diego 7**
1982 – at San Diego 50, Cincinnati 34
1985 – San Diego 44, at Cincinnati 41
1987 – San Diego 10, at Cincinnati 9
1988 – at Cincinnati 27, San Diego 10
1990 – Cincinnati 21, at San Diego 16
1992 – at San Diego 27, Cincinnati 10
1994 – at San Diego 27, Cincinnati 10
1996 – at San Diego 27, Cincinnati 14
1997 – at Cincinnati 38, San Diego 31
1999 – San Diego 34, at Cincinnati 7
2001 – at San Diego 28, Cincinnati 14
2002 – San Diego 34, at Cincinnati 6
2003 – Cincinnati 34, at San Diego 27
** AFC Championship

Chargers 12, Cleveland 7, 1 Tie (.625)

1970 – San Diego 27, at Cleveland 10
1972 – Cleveland 21, at San Diego 17
1973 – San Diego 16, at Cleveland 16
1974 – at San Diego 36, Cleveland 35
1976 – at Cleveland 21, San Diego 17
1977 – at San Diego 37, Cleveland 14
1981 – San Diego 44, at Cleveland 14
1982 – San Diego 30, at Cleveland 13
1983 – Cleveland 30, at San Diego 24, OT
1985 – Cleveland 41, at San Diego 7
1986 – at Cleveland 47, San Diego 17
1987 – at San Diego 27, Cleveland 24, OT
1990 – San Diego 24, at Cleveland 14
1991 – Cleveland 30, at San Diego 24, OT
1992 – San Diego 14, at Cleveland 13
1995 – at San Diego 31, Cleveland 13

- 1999 – at San Diego 23, Cleveland 10
- 2001 – at Cleveland 20, San Diego 16
- 2003 – San Diego 26, at Cleveland 20
- 2004 – San Diego 21, at Cleveland 0

Dallas 5, Chargers 2 (.286)

- 1972 – Dallas 34, at San Diego 28
- 1980 – at Dallas 42, San Diego 31
- 1983 – at San Diego 24, Dallas 23
- 1986 – Dallas 24, at San Diego 21
- 1990 – at Dallas 17, San Diego 14
- 1995 – Dallas 23, at San Diego 9
- 2001 – San Diego 32, at Dallas 21

Denver 50, Chargers 39, 1 Tie (.439)

- 1960 – Los Angeles 23, at Denver 19
at Los Angeles 41, Denver 33
- 1961 – at San Diego 37, Denver 0
San Diego 19, at Denver 16
- 1962 – at Denver 30, San Diego 21
Denver 23, at San Diego 20
- 1963 – at Denver 50, San Diego 34
at San Diego 58, Denver 20
- 1964 – at San Diego 42, Denver 14
San Diego 31, at Denver 20
- 1965 – at San Diego 34, Denver 31
San Diego 33, at Denver 21
- 1966 – at San Diego 24, Denver 17
at Denver 20, San Diego 17
- 1967 – San Diego 38, at Denver 21
at San Diego 24, Denver 20
- 1968 – at San Diego 55, Denver 24
San Diego 47, at Denver 23
- 1969 – at Denver 13, San Diego 0
at San Diego 45, Denver 24
- 1970 – at San Diego 24, Denver 21
San Diego 17, at Denver 17
- 1971 – at Denver 20, San Diego 16
at San Diego 45, Denver 17
- 1972 – at San Diego 37, Denver 14
at Denver 38, San Diego 13
- 1973 – at Denver 30, San Diego 19
Denver 42, at San Diego 28
- 1974 – at Denver 27, San Diego 7
at San Diego 17, Denver 0
- 1975 – Denver 27, at San Diego 17
at Denver 13, San Diego 10, OT
- 1976 – at Denver 26, San Diego 0
Denver 17, at San Diego 0
- 1977 – Denver 17, at San Diego 14
at Denver 17, San Diego 9
- 1978 – at Denver 27, San Diego 14
at San Diego 23, Denver 0
- 1979 – at Denver 7, San Diego 0
at San Diego 17, Denver 7
- 1980 – San Diego 30, at Denver 13
Denver 20, at San Diego 13
- 1981 – at Denver 42, San Diego 24
at San Diego 34, Denver 17
- 1982 – San Diego 23, at Denver 3
at San Diego 30, Denver 20
- 1983 – at Denver 14, San Diego 6
at San Diego 31, Denver 7
- 1984 – Denver 16, at San Diego 13
at Denver 16, San Diego 13
- 1985 – at San Diego 30, Denver 10
at Denver 30, San Diego 24, OT

- 1986 – Denver 31, at San Diego 14
San Diego 9, at Denver 3
- 1987 – Denver 31, at San Diego 17
at Denver 24, San Diego 0
- 1988 – at Denver 34, San Diego 3
Denver 12, at San Diego 0
- 1989 – at Denver 16, San Diego 10
at San Diego 19, Denver 16
- 1990 – at San Diego 19, Denver 7
at Denver 20, San Diego 10
- 1991 – at Denver 27, San Diego 19
Denver 17, at San Diego 14
- 1992 – at Denver 21, San Diego 13
at San Diego 24, Denver 21
- 1993 – at Denver 34, San Diego 17
at San Diego 13, Denver 10
- 1994 – San Diego 37, at Denver 34
Denver 20, at San Diego 15
- 1995 – at San Diego 17, Denver 6
at Denver 30, San Diego 27
- 1996 – at Denver 28, San Diego 17
at San Diego 16, Denver 10
- 1997 – Denver 38, at San Diego 28
at Denver 38, San Diego 3
- 1998 – at Denver 27, San Diego 10
Denver 31, at San Diego 16
- 1999 – Denver 33, at San Diego 17
San Diego 12, at Denver 6
- 2000 – Denver 21, at San Diego 7
at Denver 38, San Diego 37
- 2001 – at San Diego 27, Denver 10
at Denver 26, San Diego 16
- 2002 – at Denver 26, San Diego 9
at San Diego 30, Denver 27, OT
- 2003 – Denver 37, at San Diego 13
at Denver 37, San Diego 8
- 2004 – at Denver 23, San Diego 13
at San Diego 20, Denver 17

Chargers 5, Detroit 3 (.625)

- 1972 – at Detroit 34, San Diego 20
- 1977 – at Detroit 20, San Diego 0
- 1978 – at Detroit 31, San Diego 14
- 1981 – at San Diego 28, Detroit 23
- 1984 – at San Diego 27, Detroit 24
- 1996 – at San Diego 27, Detroit 21
- 1999 – San Diego 20, at Detroit 10
- 2003 – San Diego 14, at Detroit 7

Green Bay 7, Chargers 1 (.125)

- 1970 – Green Bay 22, at San Diego 20
- 1974 – at Green Bay 34, San Diego 0
- 1978 – Green Bay 24, at San Diego 3
- 1984 – San Diego 34, at Green Bay 28
- 1993 – Green Bay 20, at San Diego 13
- 1996 – at Green Bay 42, San Diego 10
- 1999 – Green Bay 31, at San Diego 3
- 2003 – Green Bay 38, at San Diego 21

Chargers 2, Houston 0 (1.000)

- 2002 – at San Diego 24, Houston 3
- 2004 – San Diego 27, at Houston 20

Chargers 12, Indianapolis 9 (.571)

- 1970 – Baltimore 16, at San Diego 14
- 1972 – San Diego 23, at Baltimore 20
- 1976 – Baltimore 37, at San Diego 21
- 1981 – San Diego 43, at Baltimore 14

Series Results, continued

Chargers 12, Indianapolis 9 (.571), cont.

- 1982 – at San Diego 44, Baltimore 26
- 1984 – San Diego 38, at Indianapolis 10
- 1986 – San Diego 17, at Indianapolis 3
- 1987 – San Diego 16, at Indianapolis 13
Indianapolis 20, at San Diego 7
- 1988 – Indianapolis 16, at San Diego 0
- 1989 – at Indianapolis 10, San Diego 6
- 1992 – San Diego 34, at Indianapolis 14
at San Diego 26, Indianapolis 0
- 1993 – San Diego 31, at Indianapolis 0
- 1995 – San Diego 27, at Indianapolis 24
Indianapolis 35, at San Diego 20*
- 1996 – San Diego 26, at Indianapolis 19
- 1997 – at San Diego 35, Indianapolis 19
- 1998 – at Indianapolis 17, San Diego 12
- 1999 – Indianapolis 27, at San Diego 19
- 2004 – at Indianapolis 34, San Diego 31, OT
* AFC Wild Card Playoff

Chargers 1, Jacksonville 1 (.500)

- 2003 – at Jacksonville 27, San Diego 21
- 2004 – at San Diego 34, Jacksonville 21

Kansas City 47, Chargers 42, 1 Tie (.472)

- 1960 – at Los Angeles 21, Dallas 20
at Dallas 17, Los Angeles 0
- 1961 – San Diego 26, at Dallas 10
at San Diego 24, Dallas 14
- 1962 – at San Diego 32, Dallas 28
at Dallas 26, San Diego 17
- 1963 – at San Diego 24, Kansas City 10
San Diego 38, at Kansas City 17
- 1964 – San Diego 28, at Kansas City 14
Kansas City 49, at San Diego 6
- 1965 – at San Diego 10, Kansas City 10
at Kansas City 31, San Diego 7
- 1966 – at Kansas City 24, San Diego 14
Kansas City 27, at San Diego 17
- 1967 – at San Diego 45, Kansas City 31
San Diego 17, at Kansas City 16
- 1968 – at Kansas City 27, San Diego 20
Kansas City 40, at San Diego 3
- 1969 – Kansas City 27, at San Diego 9
at Kansas City 27, San Diego 3
- 1970 – at Kansas City 26, San Diego 14
at San Diego 31, Kansas City 13
- 1971 – at San Diego 21, Kansas City 14
at Kansas City 31, San Diego 10
- 1972 – Kansas City 26, at San Diego 14
San Diego 27, at Kansas City 17
- 1973 – Kansas City 19, at San Diego 0
at Kansas City 33, San Diego 6
- 1974 – Kansas City 24, at San Diego 14
San Diego 14, at Kansas City 7
- 1975 – Kansas City 12, at San Diego 10
San Diego 28, at Kansas City 20
- 1976 – San Diego 30, at Kansas City 16
Kansas City 23, at San Diego 20
- 1977 – San Diego 23, at Kansas City 7
Kansas City 21, at San Diego 16
at S.D. 29, Kansas City 23, OT
at Kansas City 23, San Diego 0
- 1979 – San Diego 20, at Kansas City 14
at San Diego 28, Kansas City 7
- 1980 – San Diego 24, at Kansas City 7
at San Diego 20, Kansas City 7

- 1981 – San Diego 42, at Kansas City 31
at San Diego 22, Kansas City 20
- 1982 – at Kansas City 19, San Diego 12
- 1983 – San Diego 17, at Kansas City 14
at San Diego 41, Kansas City 38
- 1984 – at Kansas City 31, San Diego 13
Kansas City 42, at San Diego 21
- 1985 – at San Diego 31, Kansas City 20
at Kansas City 38, San Diego 34
- 1986 – at Kansas City 42, San Diego 41
Kansas City 24, at San Diego 23
- 1987 – at Kansas City 20, San Diego 13
at San Diego 42, Kansas City 21
- 1988 – San Diego 24, at Kansas City 23
at San Diego 24, Kansas City 13
- 1989 – at San Diego 21, Kansas City 6
San Diego 20, at Kansas City 13
- 1990 – at Kansas City 27, San Diego 10
Kansas City 24, at San Diego 21
- 1991 – Kansas City 14, at San Diego 13
at Kansas City 20, San Diego 17, OT
- 1992 – Kansas City 24, at San Diego 10
at Kansas City 16, San Diego 14
at San Diego 17, Kansas City 0*
- 1993 – Kansas City 17, at San Diego 14
at Kansas City 28, San Diego 24
- 1994 – at San Diego 20, Kansas City 6
San Diego 14, at Kansas City 13
- 1995 – at Kansas City 29, San Diego 23, OT
Kansas City 22, at San Diego 7
- 1996 – at San Diego 22, Kansas City 19
San Diego 28, at Kansas City 14
- 1997 – at Kansas City 31, San Diego 3
Kansas City 29, at San Diego 7
- 1998 – at Kansas City 23, San Diego 7
at San Diego 38, Kansas City 37
- 1999 – at San Diego 21, Kansas City 14
at Kansas City 34, San Diego 0
- 2000 – at Kansas City 42, San Diego 10
at San Diego 17, Kansas City 16
- 2001 – Kansas City 25, at San Diego 20
at Kansas City 20, San Diego 17
- 2002 – at San Diego 35, Kansas City 34
at Kansas City 24, San Diego 22
- 2003 – at Kansas City 27, San Diego 14
Kansas City 28, at San Diego 24
- 2004 – San Diego 34, at Kansas City 31
at San Diego 24, Kansas City 17
* AFC Wild Card Playoff

Chargers 12, Miami 12 (.500)

- 1966 – at San Diego 44, Miami 10
- 1967 – at San Diego 24, Miami 0
at Miami 41, San Diego 24
- 1968 – at San Diego 34, Miami 28
- 1969 – San Diego 21, at Miami 14
- 1972 – at Miami 24, San Diego 10
- 1974 – Miami 28, at San Diego 21
- 1977 – San Diego 14, at Miami 13
- 1978 – Miami 28, at San Diego 21
- 1980 – San Diego 27, at Miami 24, OT
- 1981 – San Diego 41, at Miami 38, OT*
- 1982 – at Miami 34, San Diego 13**
- 1984 – at San Diego 34, Miami 28, OT
- 1986 – at San Diego 50, Miami 28
- 1988 – at Miami 31, San Diego 28
- 1991 – at San Diego 38, Miami 30
- 1992 – at Miami 31, San Diego 0*

1993 – at San Diego 45, Miami 20
 1994 – at San Diego 22, Miami 21*
 1995 – Miami 24, at San Diego 14
 1999 – at Miami 12, San Diego 9
 2000 – Miami 17, at San Diego 7
 2002 – at Miami 30, San Diego 3
 2003 – Miami 26, San Diego 10***
 * AFC Divisional Playoff
 ** AFC Super Bowl Tournament
 *** Game moved to Arizona's Sun Devil Stadium due to San Diego wildfires

Chargers 5, Minnesota 4 (.556)

1971 – at San Diego 30, Minnesota 14
 1975 – at Minnesota 28, San Diego 13
 1978 – San Diego 13, at Minnesota 7
 1981 – Minnesota 33, at San Diego 31
 1984 – San Diego 42, at Minnesota 13
 1985 – at Minnesota 21, San Diego 17
 1993 – San Diego 30, at Minnesota 17
 1999 – at Minnesota 35, San Diego 27
 2003 – at San Diego 42, Minnesota 28

New England 17, Chargers 13, 2 Ties (.438)

1960 – Boston 35, at Los Angeles 0
 Los Angeles 45, at Boston 16
 1961 – San Diego 38, at Boston 27
 Boston 41, at San Diego 0
 1962 – at Boston 24, San Diego 20
 Boston 20, at San Diego 14
 1963 – at San Diego 17, Boston 13
 San Diego 7, at Boston 6
 at San Diego 51, Boston 10**
 1964 – Boston 33, at San Diego 28
 San Diego 26, at Boston 17
 1965 – San Diego 13, at Boston 13
 Boston 22, at San Diego 6
 1966 – at San Diego 24, Boston 0
 at Boston 35, San Diego 17
 1967 – at San Diego 28, Boston 14
 at San Diego 31, Boston 31
 1968 – San Diego 27, at Boston 17
 1969 – San Diego 13, at Boston 10
 at San Diego 28, Boston 18
 1970 – San Diego 16, at Boston 14
 1973 – at New England 30, San Diego 14
 1975 – New England 33, at San Diego 19
 1977 – New England 24, at San Diego 20
 1978 – at New England 28, San Diego 23
 1979 – at New England 27, San Diego 21
 1983 – at New England 37, San Diego 21
 1994 – at New England 23, San Diego 17
 1996 – New England 45, at San Diego 7
 1997 – at New England 41, San Diego 7
 2001 – at New England 29, San Diego 26, OT
 2002 – at San Diego 21, New England 14
 ** AFL Championship

Chargers 7, New Orleans 2 (.778)

1973 – at San Diego 17, New Orleans 14
 1977 – San Diego 14, at New Orleans 0
 1979 – San Diego 35, at New Orleans 0
 1988 – New Orleans 23, at San Diego 17
 1991 – at San Diego 24, New Orleans 21
 1994 – San Diego 36, at New Orleans 22
 1997 – San Diego 20, at New Orleans 6
 2000 – New Orleans 28, at San Diego 27
 2004 – at San Diego 43, New Orleans 17

N.Y. Giants 5, Chargers 3 (.375)

1971 – at New York 35, San Diego 17
 1975 – at New York 35, San Diego 24
 1980 – at San Diego 44, New York 7
 1983 – San Diego 41, at New York 34
 1986 – at New York 20, San Diego 7
 1989 – New York 20, at San Diego 13
 1995 – San Diego 27, at New York 17
 1998 – New York 34, at San Diego 16

Chargers 17, N.Y. Jets 12, 1 Tie (.583)

1960 – Los Angeles 21, at New York 7
 at Los Angeles 50, New York 43
 1961 – San Diego 25, at New York 10
 at San Diego 48, New York 13
 1962 – at San Diego 40, New York 14
 at New York 23, San Diego 3
 1963 – at San Diego 24, New York 20
 San Diego 53, at New York 7
 1964 – San Diego 17, at New York 17
 at San Diego 38, New York 3
 1965 – San Diego 34, at New York 9
 at San Diego 38, New York 7
 1966 – at New York 17, San Diego 16
 at San Diego 42, New York 27
 1967 – New York 42, at San Diego 31
 1968 – at New York 23, San Diego 20
 New York 37, at San Diego 15
 1969 – at San Diego 34, New York 27
 1971 – at San Diego 49, New York 21
 1974 – at New York 27, San Diego 14
 1975 – at San Diego 24, New York 16
 1983 – New York 41, at San Diego 29
 1989 – New York 20, at San Diego 17
 1990 – San Diego 39, at New York 3
 at San Diego 38, New York 17
 1991 – at New York 24, San Diego 3
 1994 – San Diego 21, at New York 6
 2002 – New York Jets 44, at San Diego 13
 2004 – New York Jets 34, at San Diego 28
 New York Jets 20, at San Diego 17, OT*
 * AFC Wild Card Playoff

Oakland 55, Chargers 34, 2 Ties (.385)

1960 – at Los Angeles 52, Oakland 27
 L.A. 41, at Oakland (S.F.) 17
 1961 – at San Diego 44, Oakland 0
 San Diego 41, at Oakland (S.F.) 10
 1962 – San Diego 42, at Oakland 33
 at San Diego 31, Oakland 21
 1963 – Oakland 34, at San Diego 33
 at Oakland 41, San Diego 27
 1964 – San Diego 31, at Oakland 17
 Oakland 21, at San Diego 20
 1965 – San Diego 17, at Oakland 6
 at San Diego 24, Oakland 14
 1966 – San Diego 29, at Oakland 20
 Oakland 41, at San Diego 19
 1967 – at Oakland 51, San Diego 10
 Oakland 41, at San Diego 21
 1968 – San Diego 23, at Oakland 14
 Oakland 34, at San Diego 27
 1969 – Oakland 14, at San Diego 12
 at Oakland 21, San Diego 16
 1970 – at San Diego 27, Oakland 27
 at Oakland 20, San Diego 17
 1971 – Oakland 34, at San Diego 0
 at Oakland 34, San Diego 33

Continued next page

Series Results, continued

Oakland 55, Chargers 34, 2 Ties (.385), cont.

- 1972 – San Diego 17, at Oakland 17
Oakland 21, at San Diego 19
- 1973 – Oakland 27, at San Diego 17
at Oakland 31, San Diego 3
- 1974 – Oakland 14, at San Diego 10
at Oakland 17, San Diego 10
- 1975 – Oakland 6, at San Diego 0
at Oakland 25, San Diego 0
- 1976 – Oakland 27, at San Diego 17
at Oakland 24, San Diego 0
- 1977 – at Oakland 24, San Diego 0
at San Diego 12, Oakland 7
- 1978 – Oakland 21, at San Diego 20
San Diego 27, at Oakland 23
- 1979 – at San Diego 30, Oakland 10
at Oakland 45, San Diego 22
- 1980 – at San Diego 30, Oakland 24, OT
at Oakland 38, San Diego 24
Oakland 34, at San Diego 27**
- 1981 – San Diego 55, at Oakland 21
at San Diego 23, Oakland 10
- 1982 – at Los Angeles 28, San Diego 24
Los Angeles 41, at San Diego 34
- 1983 – Los Angeles 42, at San Diego 10
at Los Angeles 30, San Diego 14
- 1984 – at Los Angeles 33, San Diego 30
Los Angeles 44, at San Diego 37
- 1985 – at Los Angeles 34, San Diego 21
at San Diego 40, L.A. 34, OT
- 1986 – at Los Angeles 17, San Diego 13
L.A. 37, at San Diego 31, OT
- 1987 – San Diego 23, at Los Angeles 17
at San Diego 16, Los Angeles 14
- 1988 – at Los Angeles 24, San Diego 13
Los Angeles 13, at San Diego 3
- 1989 – at Los Angeles 40, San Diego 14
at San Diego 14, Los Angeles 12
- 1990 – Los Angeles 24, at San Diego 9
at Los Angeles 17, San Diego 12
- 1991 – San Diego 21, at Los Angeles 13
Los Angeles 9, at San Diego 7
- 1992 – at San Diego 27, Los Angeles 16
San Diego 36, at Los Angeles 14
- 1993 – San Diego 30, at Los Angeles 23
Los Angeles 12, at San Diego 7
- 1994 – San Diego 26, at Los Angeles 24
Los Angeles 24, at San Diego 17
- 1995 – at Oakland 17, San Diego 7
at San Diego 12, Oakland 6
- 1996 – San Diego 40, at Oakland 34
Oakland 23, at San Diego 14
- 1997 – San Diego 25, at Oakland 10
Oakland 38, at San Diego 13
- 1998 – at Oakland 7, San Diego 6
Oakland 17, at San Diego 10
- 1999 – at Oakland 28, San Diego 9
at San Diego 23, Oakland 20
- 2000 – at Oakland 9, San Diego 6
Oakland 15, at San Diego 13
- 2001 – at Oakland 34, San Diego 24
Oakland 13, at San Diego 6
- 2002 – San Diego 27, at Oakland 21, OT
Oakland 27, at San Diego 7
- 2003 – at Oakland 34, San Diego 31, OT
at San Diego 21, Oakland 14
- 2004 – at San Diego 42, Oakland 14
San Diego 23, at Oakland 17

** AFC Championship

Chargers 5, Philadelphia 3 (.625)

- 1974 – Philadelphia 13, at San Diego 7
- 1980 – at San Diego 22, Philadelphia 21
- 1985 – at San Diego 20, Philadelphia 14
- 1986 – at Philadelphia 23, San Diego 7
- 1989 – at San Diego 20, Philadelphia 17
- 1995 – San Diego 27, at Philadelphia 21
- 1998 – at San Diego 13, Philadelphia 10
- 2001 – at Philadelphia 24, San Diego 14

Pittsburgh 18, Chargers 7 (.280)

- 1971 – at Pittsburgh 21, San Diego 17
- 1972 – Pittsburgh 24, at San Diego 2
- 1973 – at Pittsburgh 38, San Diego 21
- 1975 – Pittsburgh 37, at San Diego 0
- 1976 – at Pittsburgh 23, San Diego 0
- 1977 – Pittsburgh 10, at San Diego 9
- 1979 – at San Diego 35, Pittsburgh 7
- 1980 – at San Diego 26, Pittsburgh 17
- 1982 – San Diego 31, at Pittsburgh 28*
- 1983 – at Pittsburgh 26, San Diego 3
- 1984 – at Pittsburgh 52, San Diego 24
- 1985 – at San Diego 54, Pittsburgh 44
- 1987 – Pittsburgh 20, at San Diego 16
- 1988 – at San Diego 20, Pittsburgh 14
- 1989 – at Pittsburgh 20, San Diego 17
- 1990 – at Pittsburgh 36, San Diego 14
- 1991 – at Pittsburgh 26, San Diego 20
- 1992 – Pittsburgh 23, at San Diego 6
- 1993 – at Pittsburgh 16, San Diego 3
- 1994 – at San Diego 37, Pittsburgh 34
San Diego 17, at Pittsburgh 13**
- 1995 – at Pittsburgh 31, San Diego 16
- 1996 – at Pittsburgh 16, San Diego 3
- 2000 – Pittsburgh 34, at San Diego 21
- 2003 – at Pittsburgh 40, San Diego 24

* AFC Super Bowl Tournament

** AFC Championship

St. Louis 5, Chargers 3 (.375)

- 1970 – at Los Angeles 37, San Diego 10
- 1975 – Los Angeles 13, at S.D. 10, OT
- 1979 – San Diego 40, at Los Angeles 16
- 1988 – San Diego 38, at Los Angeles 24
- 1991 – at Los Angeles 30, San Diego 24
- 1994 – at San Diego 31, Los Angeles 17
- 2000 – at St. Louis 57, San Diego 31
- 2002 – at St. Louis 28, San Diego 24

San Francisco 8, Chargers 3 (.273)

- 1972 – at San Francisco 34, San Diego 3
- 1976 – at S. D. 13, San Francisco 7, OT
- 1979 – at San Diego 31, San Francisco 9
- 1982 – San Diego 41, at San Francisco 37
- 1988 – San Francisco 48, at San Diego 10
- 1991 – at San Francisco 34, San Diego 14
- 1994 – San Francisco 38, at San Diego 15
San Francisco 49, San Diego 26^
- 1997 – at San Francisco 17, San Diego 10
- 2000 – San Francisco 45, at San Diego 17
- 2002 – at San Diego 20, San Francisco 17, OT

^ Super Bowl

Seattle 25, Chargers 22 (.468)

- 1977 – San Diego 30, at Seattle 28
- 1978 – San Diego 24, at Seattle 20
at San Diego 37, Seattle 10
- 1979 – San Diego 33, at Seattle 16
at San Diego 20, Seattle 10

- 1980 – San Diego 34, at Seattle 13
at San Diego 21, Seattle 14
- 1981 – at San Diego 24, Seattle 10
at Seattle 44, San Diego 23
- 1983 – at Seattle 34, San Diego 31
at San Diego 28, Seattle 21
- 1984 – at Seattle 31, San Diego 17
Seattle 24, at San Diego 0
- 1985 – Seattle 49, at San Diego 35
at Seattle 26, San Diego 21
- 1986 – at Seattle 33, San Diego 7
Seattle 34, at San Diego 24
- 1987 – at Seattle 34, San Diego 3
- 1988 – at San Diego 17, Seattle 6
at Seattle 17, San Diego 14
- 1989 – Seattle 17, at San Diego 16
at Seattle 10, San Diego 7
- 1990 – San Diego 31, at Seattle 14
Seattle 13, at San Diego 10
- 1991 – at Seattle 20, San Diego 9
at San Diego 17, Seattle 14
- 1992 – at San Diego 17, Seattle 6
San Diego 31, at Seattle 14
- 1993 – at San Diego 18, Seattle 12
at Seattle 13, San Diego 14
- 1994 – San Diego 24, at Seattle 10
at San Diego 35, Seattle 15
- 1995 – at San Diego 14, Seattle 10
San Diego 35, at Seattle 25
- 1996 – at San Diego 29, Seattle 7
at Seattle 32, San Diego 13
- 1997 – at Seattle 26, San Diego 22
Seattle 37, at San Diego 31
- 1998 – Seattle 27, at San Diego 20
at Seattle 38, San Diego 17
- 1999 – at San Diego 13, Seattle 10
San Diego 19, Seattle 16
- 2000 – Seattle 20, at San Diego 12
at Seattle 17, San Diego 15
- 2001 – at Seattle 13, San Diego 10, OT
Seattle 25, at San Diego 22
- 2002 – Seattle 31, at San Diego 28, OT

Chargers 7, Tampa Bay 1 (.875)

- 1976 – San Diego 23, at Tampa Bay 0
- 1981 – San Diego 24, at Tampa Bay 23
- 1987 – San Diego 17, at Tampa Bay 13
- 1990 – at San Diego 41, Tampa Bay 10
- 1992 – at San Diego 29, Tampa Bay 14
- 1993 – San Diego 32, at Tampa Bay 17
- 1996 – Tampa Bay 25, at San Diego 17
- 2004 – at San Diego 31, Tampa Bay 24

Chargers 20, Tennessee 16, 1 Tie (.554)

- 1960 – at Houston 38, Los Angeles 28
at Los Angeles 24, Houston 21
at Houston 24, Los Angeles 16*
- 1961 – at San Diego 34, Houston 24
at Houston 33, San Diego 13
Houston 10, at San Diego 3*
- 1962 – Houston 42, at San Diego 17
at Houston 33, San Diego 27
- 1963 – at San Diego 27, Houston 0
San Diego 20, at Houston 14
- 1964 – at San Diego 27, Houston 21
San Diego 20, at Houston 17
- 1965 – at San Diego 31, Houston 14
San Diego 37, at Houston 26
- 1966 – San Diego 28, at Houston 22
- 1967 – at San Diego 13, Houston 3
at Houston 24, San Diego 17
- 1968 – at San Diego 30, Houston 14
- 1969 – San Diego 21, at Houston 17
- 1970 – at San Diego 31, Houston 31
- 1971 – at Houston 49, San Diego 33
- 1972 – at San Diego 34, Houston 20
- 1974 – at Houston 21, San Diego 14
- 1975 – at Houston 33, San Diego 17
- 1976 – at San Diego 30, Houston 27
- 1978 – San Diego 45, at Houston 24
- 1979 – Houston 17, at San Diego 14**
- 1984 – at San Diego 31, Houston 14
- 1985 – at Houston 37, San Diego 35
- 1986 – at San Diego 27, Houston 0
- 1987 – at Houston 33, San Diego 18
- 1989 – Houston 34, at San Diego 27
- 1990 – Houston 17, at San Diego 7
- 1992 – at Houston 27, San Diego 0
- 1993 – at San Diego 18, Houston 17
- 1998 – San Diego 13, at Tennessee 7
- 2004 – at San Diego 38, Tennessee 17
- * AFL Championship
** AFC Divisional Playoff

Washington 6, Chargers 1 (.143)

- 1973 – at Washington 38, San Diego 0
- 1980 – at Washington 40, San Diego 17
- 1983 – Washington 27, at San Diego 24
- 1986 – Washington 30, at San Diego 27
- 1989 – at Washington 26, San Diego 21
- 1998 – at Washington 24, San Diego 20
- 2001 – at San Diego 30, Washington 3



PRESEASON SCORES

Preseason Record - 108-93-4 (.537)

2004 (2-2)

vs. Indianapolis	L	17-21
at Arizona Cardinals	W	38-13
vs. Seattle	L	20-26
at San Francisco	W	31-15

2003 (2-2)

at Seattle	L	7-20
vs. Arizona Cardinals	L	10-16
at Houston	W	19-17
vs. San Francisco	W	24-3

2002 (2-2)

vs. Arizona Cardinals	L	17-24
vs. Seattle	W	24-14
at St. Louis Rams	W	31-10
at San Francisco	L	3-27

2001 (3-1)

vs. San Francisco	W	25-24
at Miami	W	23-20 (OT)
vs. St. Louis Rams	W	13-10 (OT)
at Arizona Cardinals	L	3-16

2000 (4-0)

at San Francisco	W	23-20
vs. Minnesota	W	31-7
at Atlanta	W	28-14
vs. Arizona Cardinals	W	24-20

1999 (0-5)

vs. Denver in Sydney, Australia	L	17-20
at San Francisco	L	24-31
vs. Miami	L	10-13
at St. Louis Rams	L	21-24
vs. Kansas City	L	27-34

1998 (3-1)

vs. San Francisco	W	27-21
vs. St. Louis Rams	W	41-27
at Indianapolis Colts	W	33-3
at Minnesota	L	28-42

1997 (3-1)

vs. San Francisco	W	20-13
vs. Indianapolis Colts	W	23-17
at Tennessee Titans	W	21-7
at Minnesota	L	22-28

1996 (2-3)

vs. Pittsburgh in Tokyo, Japan	W	20-10
at Minnesota	L	20-23 (OT)
at San Francisco	L	13-16 (OT)
vs. Arizona Cardinals	W	32-10
at St. Louis Rams	L	34-37

1995 (1-2)

vs. Minnesota	L	19-23
vs. San Francisco	L	6-17
at Houston Oilers	(cancelled)	
vs. St. Louis Rams	W	17-9

1994 (1-4)

vs. Atlanta in Canton, Ohio	L	17-21
vs. Houston Oilers in San Antonio	L	3-31
vs. N.Y. Giants in Berlin, Germany	L	20-28
vs. San Francisco	L	24-30
vs. L.A. Rams	W	24-6

1993 (3-1)

vs. New England Patriots	W	13-7
at L.A. Rams	W	23-17
vs. Phoenix Cardinals	W	10-3
at San Francisco	L	14-30

1992 (2-2)

at Phoenix Cardinals	L	14-35
at New England Patriots	W	20-10
vs. San Francisco	L	14-20
vs. L.A. Rams	W	30-19

1991 (1-3)

vs. Houston Oilers	W	31-29
at L.A. Rams	L	3-24
at San Francisco	L	13-24
vs. L.A. Raiders	L	7-17

1990 (3-1)

vs. Dallas Cowboys	W	28-16
at L.A. Rams	W	30-27
vs. San Francisco	W	29-28
at L.A. Raiders	L	7-34

1989 (2-2)

vs. Dallas Cowboys	L	3-20
at Chicago	W	24-7
at San Francisco	L	14-17
vs. Phoenix Cardinals	W	21-20

1988 (1-3)

vs. Dallas Cowboys	W	24-21
at L.A. Rams	L	6-27
vs. San Francisco	L	27-34
vs. L.A. Rams	L	24-31

1987 (2-2)

vs. Dallas Cowboys	W	29-0
vs. L.A. Rams	L	21-23
at San Francisco	L	3-17
vs. N.Y. Jets	W	30-6

1986 (3-1)

vs. Dallas Cowboys	W	20-0
vs. Philadelphia	W	45-38
at L.A. Rams	L	17-20
vs. St. Louis Cardinals	W	24-17

1985 (2-2)

vs. Cleveland Browns	W	12-7
vs. Dallas Cowboys	L	24-27
at San Francisco	L	10-25
vs. New Orleans	W	21-20

1984 (2-2)

vs. L.A. Rams	W	17-10
vs. Dallas Cowboys	L	13-24
vs. San Francisco	W	35-15
at L.A. Rams	L	14-47

1983 (2-2)

at L.A. Rams	L	20-34
vs. Philadelphia	L	20-21
vs. San Francisco	W	24-7
vs. L.A. Rams	W	27-17

1982 (2-2)

vs. Chicago	W	28-27
vs. Dallas Cowboys	L	16-26
vs. San Francisco	W	23-9
at L.A. Rams	L	14-20

1981 (2-2)

vs. St. Louis Cardinals	L	10-12
at San Francisco	W	31-28
vs. L.A. Rams	W	33-29
vs. Buffalo	L	24-30

1980 (1-3-1)

vs. Green Bay in Canton, Ohio	T	0-0*
at Minnesota	L	17-27
vs. San Francisco	L	14-17
vs. Atlanta	W	17-9
at L.A. Rams	L	17-34

*Game stopped due to severe weather conditions with 9:17 left to play.

1979 (2-2)

at San Francisco	L	10-13
vs. Minnesota	W	19-0
at N.Y. Giants	W	7-3
at L.A. Rams	L	7-23

1978 (2-2)

at Seattle	L	9-17
at L.A. Rams	W	17-0
vs. N.Y. Jets	L	10-23
at N.Y. Giants	W	17-6

1977 (4-2)

at Dallas Cowboys	L	14-34
vs. San Francisco	W	32-13
vs. N.Y. Giants	W	29-17
at Oakland	L	7-35
at L.A. Rams	W	26-25
vs. Seattle	W	38-20

1976 (3-3)

vs. Philadelphia	W	20-7
vs. N.E. Patriots in Norman, Okla.	W	26-17
vs. St. Louis Cardinals in Tokyo, Japan	L	10-20
vs. San Francisco in Honolulu	L	16-17
at Seattle	L	16-17
vs. N.Y. Giants	W	14-13

1975 (1-4-1)

vs. Chicago	L	0-22
vs. N.Y. Giants	L	7-17
vs. San Francisco	W	20-7
at St. Louis Cardinals	L	9-14
at New England Patriots	L	24-31
vs. Minnesota	T	14-14 (OT)

1974 (2-4)

vs. San Francisco	W	20-6
vs. N.Y. Jets	W	20-14
vs. St. Louis Cardinals in Seattle	L	14-48
vs. New England Patriots	L	14-23
vs. L.A. Rams	L	16-30
at Minnesota	L	0-42

1973 (1-5)

vs. N.Y. Giants	L	3-28
vs. St. Louis Cardinals	L	13-17
at San Francisco	L	7-19
vs. Philadelphia	W	24-17
at L.A. Rams	L	17-30
vs. Minnesota	L	16-24

1972 (4-1-1)

vs. Atlanta	W	30-7
at Minnesota	L	13-24
vs. San Francisco	W	17-16
at New Orleans	W	16-14
vs. L.A. Rams	W	14-13
vs. N.Y. Jets	T	20-20

1971 (4-2)

vs. Washington	W	19-10
vs. Minnesota	L	7-34
at San Francisco	L	17-28
vs. New Orleans	W	22-7
at L.A. Rams	W	20-14
vs. Atlanta	W	21-14

1970 (3-3)

vs. Dallas Cowboys	L	10-20
vs. N.Y. Giants	W	30-27
vs. Chicago	W	14-9
vs. L.A. Rams	L	14-16
vs. St. Louis Cardinals in Cleveland	W	38-27
at New Orleans	L	14-20

1969 (2-2-1)

vs. Baltimore Colts	L	6-26
vs. New Orleans	W	10-7
vs. Oakland	W	10-7
vs. Cleveland Browns	T	19-19
vs. L.A. Rams	L	14-24

1968 (3-2)

vs. San Francisco	W	30-18
at Oakland	L	7-31
vs. Pittsburgh	L	33-36
vs. L.A. Rams	W	35-13
vs. Denver in San Antonio	W	6-3

1967 (1-4)

at Oakland	L	23-24
at Miami	W	20-19
vs. Detroit	L	17-38
vs. L.A. Rams	L	7-50
vs. Pittsburgh	L	7-16

1966 (2-2)

vs. Miami	W	38-10
vs. Oakland	L	7-14
vs. Kansas City in Anaheim	L	21-31
vs. Boston Patriots	W	31-13

Preseason Scores, *continued*

1965 (3-2)

vs. Oakland	L	3-10
at Kansas City	W	31-10
at Denver	W	21-6
vs. Oakland in Portland, Oregon	W	46-17
vs. Houston Oilers in Little Rock, Ark.	L	10-13

1964 (4-1)

vs. Denver	W	34-20
vs. Houston Oilers in Little Rock, Ark.	W	44-38
at Kansas City	W	26-14
vs. N.Y. Jets in Atlanta	L	6-34
vs. Oakland	W	24-10

1963 (4-1)

vs. Kansas City	W	26-14
vs. Boston Patriots	W	50-17
at Denver	L	25-31
at Houston Oilers	W	21-3
vs. Oakland	W	13-3

1962 (4-0)

vs. Dallas Texans	W	17-0
vs. Denver	W	31-24
at Oakland	W	33-27
vs. N.Y. Jets	W	14-9

1961 (4-0)

vs. Houston Oilers	W	27-14
vs. Houston Oilers in Honolulu	W	46-28
vs. Oakland	W	35-7
vs. Dallas Texans	W	31-10

1960 (4-0)

vs. N.Y. Jets in Los Angeles	W	27-7
vs. Houston Oilers in Los Angeles	W	22-13
vs. Oakland in San Francisco	W	24-17
vs. Denver in Los Angeles	W	36-30

Chargers Preseason Record vs.:

Arizona Cardinals / Phoenix / St. Louis	7-9
Atlanta	4-1
Buffalo	0-1
Chicago	3-1
Cleveland Browns	1-0-1
Dallas Cowboys	4-6
Detroit	0-1
Denver	5-2
Green Bay	0-0-1
Houston Texans	1-0
Indianapolis Colts / Baltimore	2-2
Kansas City Chiefs / Dallas Texans	5-2
St. Louis Rams / Los Angeles	16-17
Oakland Raiders	7-7
Miami	3-1
Minnesota	2-9-1
New England Patriots / Boston	5-2
New Orleans	4-1
New York Giants	5-3
New York Jets	4-2-1
Philadelphia	3-1
Pittsburgh	1-2
San Francisco	16-17
Seattle	2-4
Tennessee Titans / Houston Oilers	7-2
Washington	1-0

Chargers Record: Home, Away and Turf

Year	Home 187-157-5 (.543)	Away 140-200-6 (.413)	Artificial 53-74-0 (.417)	Year	Home	Away	Artificial
2004*	7-2-0	5-3-0	0-2-0	1981*	5-3-0	6-4-0	1-3
2003**	2-6-0	2-6-0	1-0-0	1980*	7-2-0	5-4-0	3-1
2002	5-3-0	3-5-0	0-2	1979*	7-2-0	5-3-0	4-1
2001	4-4-0	1-7-0	1-2	1978	5-3-0	4-4-0	2-3
2000	1-7-0	0-8-0	0-3	1977	3-4-0	4-3-0	3-1
1999	4-4-0	4-4-0	3-1	1976	3-4-0	3-4-0	2-1
1998	4-5-0	1-6-0	1-2	1975	1-6-0	1-6-0	1-2
1997	2-6-0	2-6-0	1-2	1974	3-4-0	2-5-0	2-1
1996	5-3-0	3-5-0	1-2	1973	2-5-0	0-6-1	0-3
1995*	6-4-0	3-4-0	4-1	1972	2-5-0	2-4-1	1-2
1994*	6-3-0	7-3-0	4-1	1971	6-1-0	0-7-0	0-2
1993	4-4-0	4-4-0	2-3	1970	2-3-2	3-3-1	—
1992*	7-2-0	5-4-0	2-2	1969	5-2-0	3-4-0	—
1991	3-5-0	1-7-0	0-4	1968	4-3-0	5-2-0	—
1990	3-5-0	3-5-0	2-3	1967	5-2-1	3-3-0	—
1989	4-4-0	2-6-0	1-3	1966	5-2-0	2-4-1	—
1988	3-5-0	3-5-0	1-2	1965*	4-2-2	5-1-1	—
1987	4-3-0	4-4-0	2-3	1964*	4-3-0	4-3-1	—
1986	2-6-0	2-6-0	1-4	1963*	7-1-0	5-2-0	—
1985	6-2-0	2-6-0	2-4	1962	3-4-0	1-6-0	—
1984	4-4-0	3-5-0	2-3	1961*	6-2-0	6-1-0	—
1983	4-4-0	2-6-0	2-4	1960*	5-2-0	5-3-0	—
1982*	3-1-0	4-3-0	1-1				

*Includes postseason

**Oct. 27 game vs. Miami moved to Arizona's Sun Devil Stadium due to San Diego wildfires.

QUARTERBACKS RECORDS AS STARTERS

Draw Brees	...21-21	(.500)
Postseason	...0-1	(.000)
Virgil Carter	...0-1	(.000)
Wayne Clark	...1-3	(.250)
Bobby Clatterback	...1-1	(.500)
Marty Domres	...4-2	(.666)
Jim Everett	...1-0	(1.000)
Tom Flick	...1-2	(.333)
Doug Flutie	...8-14	(.364)
Dan Fouts	...85-84-1	(.503)
Postseason	...3-4	(.428)
Jesse Freitas	...2-5	(.285)
John Friesz	...6-17	(.261)
Bob Gagliano	...0-1	(.000)
Gale Gilbert	...0-2	(.000)

John Hadl	...59-57-9	(.508)
Postseason	...0-1	(.000)
Jim Harbaugh	...6-11	(.353)
James Harris	...5-6	(.454)
Mark Hermann	...1-6	(.143)
Stan Humphries	...47-29	(.618)
Postseason	...3-3	(.500)
Mike Kelley	...1-0	(1.000)
Jack Kemp	...22-6	(.786)
Postseason	...0-2	(.000)
Erik Kramer	...2-2	(.500)
Babe Laufenberg	...2-4	(.333)
Ryan Leaf	...4-14	(.222)
Clint Longley	...1-0	(1.000)
Ed Luther	...2-7	(.222)

Mark Malone	...2-6	(.250)
Jim McMahon	...4-7	(.363)
Moses Moreno	...0-2	(.000)
Rick Neuheisel	...2-0	(1.000)
Cliff Olander	...1-0	(1.000)
Tobin Rote	...13-5-1	(.710)
Postseason	...1-1	(.500)
Sean Salisbury	...1-2	(.333)
Billy Joe Tolliver	...8-11	(.421)
Johnny Unitas	...1-3	(.250)
Mark Vlasic	...2-1	(.666)
Craig Whelihan	...2-12	(.143)
Dick Wood	...2-0	(1.000)

STARTING QUARTERBACKS BY YEAR

2004 (12-4)

Date	W-L	Opp.	Starter
9/12	W	at Hou	Brees
9/19	L	NYJ	Brees
9/26	L	at Den	Brees
10/3	W	Ten	Brees
10/10	W	Jax	Brees
10/17	L	at Atl	Brees
10/24	W	at Car	Brees
10/31	W	Oak	Brees
11/7	W	N.O.	Brees
11/21	W	at Oak	Brees
11/28	W	at K.C.	Brees
12/5	W	Den	Brees
12/12	W	T.B.	Brees
12/19	W	at Cle	Brees
12/26	L	at Ind	Brees
1/2	W	K.C.	Flutie

AFC Wild Card Playoff

1/8	L	NYJ	Brees
-----	---	-----	-------

Brees (11-4, 0-1), Flutie (1-0)

2003 (4-12)

Date	W-L	Opp.	Starter
9/7	L	at K.C.	Brees
9/14	L	Den	Brees
9/21	L	Bal	Brees
9/28	L	at Oak	Brees
10/5	L	at Jax	Brees
10/19	W	at Cle	Brees
10/27	L	Mia*	Brees
11/2	L	Chi	Brees
11/9	W	Min	Flutie
11/16	L	at Den	Flutie
11/23	L	Cin	Flutie
11/30	L	K.C.	Flutie
12/7	W	at Det	Flutie
12/14	L	G.B.	Brees
12/21	L	at Pit	Brees
12/28	W	Oak	Brees

*Game played at Arizona's Sun Devil Stadium due to San Diego wildfires

Brees (2-9), Flutie (2-3)

2002 (8-8)

9/8	W	at Cin	Brees
9/15	W	Hou	Brees
9/22	W	at Ariz	Brees
9/29	W	N.E.	Brees
10/6	L	at Den	Brees
10/13	W	K.C.	Brees
10/20	W	Oak	Brees
11/3	L	NYJ	Brees
11/10	L	at St. L.	Brees
11/17	W	S.F.	Brees
11/24	L	at Mia	Brees
12/1	W	Den	Brees
12/8	L	Oak	Brees
12/15	L	at Buf	Brees
12/22	L	at K.C.	Brees
12/29	L	Sea	Brees

Brees (8-8)

2001 (5-11)

9/9	W	Was	Flutie
9/23	W	at Dal	Flutie
9/30	W	Cin	Flutie
10/7	L	at Cle	Flutie
10/14	L	at N.E.	Flutie
10/21	W	Den	Flutie
10/28	W	Buf	Flutie
11/4	L	K.C.	Flutie
11/11	L	at Den	Flutie
11/18	L	at Oak	Flutie
11/25	L	Ariz	Flutie
12/2	L	at Sea	Flutie
12/9	L	at Phi	Flutie
12/15	L	Oak	Flutie
12/23	L	at K.C.	Flutie
12/30	L	Sea	Flutie

Flutie (5-11)

2000 (1-15)

9/3	L	at Oak	Leaf
9/10	L	N.O.	Leaf
9/17	L	at K.C.	Moreno
9/24	L	Sea	Leaf
10/1	L	at St. L.	Harbaugh

10/8	L	Den	Harbaugh
10/15	L	at Buf	Harbaugh
10/29	L	Oak	Harbaugh
11/5	L	at Sea	Harbaugh
11/12	L	Mia	Moreno
11/19	L	at Den	Leaf
11/26	W	K.C.	Leaf
12/3	L	S.F.	Leaf
12/10	L	at Bal	Leaf
12/17	L	at Car	Leaf
12/24	L	Pit	Leaf

Leaf (1-8), Harbaugh (0-5), Moreno (1-2)

1999 (8-8)

9/19	W	at Cin	Harbaugh
9/26	L	Ind	Harbaugh
10/3	W	K.C.	Harbaugh
10/10	W	at Det	Kramer
10/17	W	Sea	Kramer
10/24	L	G.B.	Kramer
10/31	L	at K.C.	Kramer
11/7	L	Den	Harbaugh
11/14	L	at Oak	Harbaugh
11/21	L	Chi	Harbaugh
11/28	L	at Min	Harbaugh
12/5	W	Cle	Harbaugh
12/12	W	at Sea	Harbaugh
12/19	L	at Mia	Harbaugh
12/26	W	Oak	Harbaugh
1/2	W	at Den	Harbaugh

Harbaugh (6-6), Kramer (2-2)

1998 (5-11)

9/6	W	Buf	Leaf
9/13	W	at Ten	Leaf
9/20	L	at K.C.	Leaf
9/27	L	NYG	Leaf
10/4	L	at Ind	Leaf
10/11	L	at Oak	Leaf
10/18	W	Phi	Leaf
10/25	L	Sea	Leaf
11/8	L	at Den	Leaf
11/15	W	Bal	Whelihan

Continued next page

Starting Quarterbacks by Year, *continued*

1998, *cont.*

11/22	W	K.C.	Whelihan
11/29	L	Den	Whelihan
12/6	L	at Was	Whelihan
12/13	L	at Sea	Whelihan
12/20	L	Oak	Whelihan
12/27	L	at Ariz	Whelihan

Leaf (3-6), Whelihan (2-5)

1997 (4-12)

8/31	L	at N.E.	Humphries
9/7	W	at N.O.	Everett
9/14	L	Car	Humphries
9/21	L	at Sea	Humphries
9/28	W	Bal	Humphries
10/5	W	at Oak	Humphries
10/16	L	at K.C.	Humphries
10/26	W	Ind	Humphries
11/2	L	at Cin	Humphries
11/9	L	Sea	Whelihan
11/16	L	Oak	Whelihan
11/23	L	at S.F.	Whelihan
11/30	L	Den	Whelihan
12/7	L	All	Whelihan
12/14	L	K.C.	Whelihan
12/21	L	at Den	Whelihan

Humphries (3-5), Everett (1-0), Whelihan (0-7)

1996 (8-8)

9/1	W	Sea	Humphries
9/8	W	Cin	Humphries
9/15	L	at G.B.	Humphries
9/22	W	at Oak	Humphries
9/29	W	K.C.	Humphries
10/6	L	at Den	Humphries
10/21	L	Oak	Humphries
10/27	L	at Sea	Salisbury
11/3	W	at Ind	Salisbury
11/11	W	Det	Humphries
11/17	L	T.B.	Humphries
11/24	W	at K.C.	Humphries
12/1	L	N.E.	Humphries
12/8	L	at Pit	Salisbury
12/14	L	at Chi	Humphries
12/22	W	Den	Humphries

Humphries (7-6), Salisbury (1-2)

1995 (9-7)

9/3	L	at Oak	Humphries
9/10	W	Sea	Humphries
9/17	W	at Phi	Humphries
9/24	W	Den	Humphries
10/1	L	at Pit	Humphries
10/9	L	at K.C.	Humphries
10/15	L	Dal	Gilbert
10/22	W	at Sea	Humphries
11/5	L	Mia	Humphries
11/12	L	K.C.	Humphries
11/19	L	at Den	Humphries
11/27	W	Oak	Humphries
12/3	W	Cle	Humphries
12/9	W	Ariz	Humphries
12/17	W	at Ind	Humphries
12/23	W	at NYG	Humphries

AFC Wild Card Playoff

12/31	L	Ind	Humphries
-------	---	-----	-----------

Humphries (9-6, 0-1), Gilbert (0-1)

1994 (11-5)

9/4	W	at Den	Humphries
9/11	W	Cin	Humphries
9/18	W	at Sea	Humphries
9/25	W	at LA Rai	Humphries
10/9	W	K.C.	Humphries
10/16	W	at N.O.	Humphries
10/23	L	Den	Humphries
10/30	W	Sea	Humphries
11/6	L	at Atl	Gilbert
11/13	W	at K.C.	Humphries
11/20	L	at N.E.	Humphries
11/27	W	LA Ram	Humphries
12/5	L	LA Rai	Humphries
12/11	L	S.F.	Humphries
12/18	W	at NYJ	Humphries
12/24	W	Pit	Humphries

AFC Divisional Playoff

1/8	W	Mia	Humphries
-----	---	-----	-----------

AFC Championship

1/15	W	at Pit	Humphries
------	---	--------	-----------

Super Bowl XXIX

1/29	L	S.F.	Humphries
------	---	------	-----------

Humphries (11-4, 2-1),

Gilbert (0-1)

1993 (8-8)

9/5	W	Sea	Humphries
9/12	L	at Den	Humphries
9/19	W	Hou	Humphries
10/3	L	at Sea	Humphries
10/10	L	at Pit	Friesz
10/17	L	K.C.	Friesz
10/31	W	at LA Rai	Friesz
11/7	W	at Min	Friesz
11/14	L	Chi	Friesz
11/21	L	LA Rai	Friesz
11/29	W	at Ind	Humphries
12/5	W	Den	Humphries
12/12	L	G.B.	Humphries
12/19	L	at K.C.	Humphries
12/27	W	Mia	Humphries
1/2/94	W	at T.B.	Humphries

Humphries (6-4), Friesz (2-4)

1992 (11-5)

9/6	L	K.C.	Gagliano
9/13	L	at Den	Humphries
9/20	L	Pit	Humphries
9/27	L	at Hou	Humphries
10/4	W	Sea	Humphries
10/18	W	at Ind	Humphries
10/25	W	Den	Humphries
11/1	W	Ind	Humphries
11/8	L	at K.C.	Humphries
11/15	W	at Cle	Humphries
11/22	W	T.B.	Humphries
11/29	W	LA Rai	Humphries
12/6	W	at Phx	Humphries
12/13	W	Cin	Humphries
12/20	W	at LA Rai	Humphries
12/27	W	at Sea	Humphries

AFC Wild Card Playoff

1/2	W	K.C.	Humphries
-----	---	------	-----------

AFC Divisional Playoff

1/10	L	at Mia	Humphries
------	---	--------	-----------

Humphries (11-4, 1-1),

Gagliano (0-1)

1991 (4-12)

9/1	L	at Pit	Friesz
9/8	L	at S.F.	Friesz
9/15	L	Atl	Friesz
9/22	L	at Den	Friesz
9/29	L	K.C.	Friesz
10/6	W	at LA Rai	Friesz
10/13	L	at LA Ram	Friesz
10/20	L	Cle	Friesz
10/27	L	at Sea	Friesz
11/10	W	Sea	Friesz
11/17	W	N.O.	Friesz
11/24	L	at NYJ	Friesz
12/1	L	LA Rai	Friesz
12/8	L	at K.C.	Friesz
12/15	W	Mia	Friesz
12/22	L	Den	Friesz

Friesz (4-12)

1990 (6-10)

9/9	L	at Dal	Vlasic
9/16	L	Cin	Tolliver
9/23	W	at Cle	Tolliver
9/30	L	Hou	Tolliver
9/7	L	at Pit	Tolliver
9/14	W	at NYJ	Tolliver
10/21	L	LA Rai	Tolliver
10/28	W	T.B.	Tolliver
11/4	W	at Sea	Tolliver
11/11	W	Den	Tolliver
11/18	L	at K.C.	Tolliver
11/25	L	Sea	Tolliver
12/2	W	NYJ	Tolliver
12/16	L	at Den	Tolliver
12/23	L	K.C.	Tolliver
12/30	L	at LA Rai	Friesz

Tolliver (6-8), Vlasic (0-1),

Friesz (0-1)

1989 (6-10)

9/10	L	at LA Rai	McMahon
9/17	L	Hou	McMahon
9/24	W	K.C.	McMahon
10/1	W	at Phx	McMahon
10/8	L	at Den	McMahon
10/15	L	Sea	McMahon
10/22	L	NYG	McMahon
10/29	L	at Sea	Tolliver
11/5	W	Phi	McMahon
11/12	W	LA Rai	McMahon
11/19	L	at Pit	McMahon
11/26	L	at Ind	McMahon
12/3	L	NYJ	Tolliver
12/10	L	at Was	Tolliver
12/17	W	at K.C.	Tolliver
12/24	W	Den	Tolliver

McMahon (4-7), Tolliver (2-3)

1988 (6-10)

9/4	L	at LA Rai	Laufenberg
9/11	L	at Den	Laufenberg
9/18	W	Sea	Laufenberg
9/25	W	at K.C.	Laufenberg
10/2	L	Den	Laufenberg
10/9	L	N.O.	Laufenberg
10/16	L	at Mia	Malone
10/23	L	Ind	Malone
10/30	L	at Sea	Malone
11/6	L	LA Rai	Malone
11/13	W	at Atl	Vlasic
11/20	W	at LA Ram	Vlasic
11/27	L	S.F.	Malone
12/4	L	at Cin	Malone
12/11	W	Pit	Malone
12/18	W	K.C.	Malone

Laufenberg (2-4), Malone (2-6), Vlasic (2-0)

1987 (8-7)

9/13	L	at K.C.	Fouts
9/20	W	StL	Fouts
10/4	W	at Cin	Neuheisel
10/11	W	at T.B.	Kelley
10/18	W	at LA Rai	Neuheisel
10/25	W	K.C.	Fouts
10/1	W	Cle	Fouts
11/8	W	at Ind	Fouts
11/15	W	LA Rai	Fouts
11/22	L	at Sea	Hermann
11/29	L	Den	Fouts
12/6	L	at Hou	Fouts
12/13	L	Pit	Fouts
12/20	L	Ind	Fouts
12/27	L	at Den	Hermann

Fouts (5-5), Neuheisel (2-0), Kelley (1-0), Hermann (0-2)

1986 (4-12)

9/7	W	Mia	Fouts
9/14	L	at NYG	Fouts
9/21	L	Was	Fouts
9/28	L	at LA Rai	Fouts
10/6	L	at Sea	Fouts
10/12	L	Den	Fouts
10/19	L	at K.C.	Fouts
10/26	L	at Phi	Hermann
11/2	L	K.C.	Flick
11/9	W	at Den	Flick
11/16	L	Dal	Fouts
11/20	L	LA Rai	Flick
11/30	W	at Ind	Fouts
12/7	W	Hou	Fouts
12/14	L	Sea	Fouts
12/21	L	at Cle	Fouts

Fouts (3-9), Hermann (0-1), Flick (1-2)

1985 (8-8)

9/8	W	at Buf	Fouts
9/15	L	Sea	Fouts
9/22	W	at Cin	Fouts
9/29	L	Cle	Fouts
10/6	L	at Sea	Hermann
10/13	W	K.C.	Hermann
10/20	L	at Min	Hermann
10/28	L	at LA Rai	Fouts

11/3	W	Den	Fouts
11/10	W	LA Rai	Fouts
11/17	L	at Den	Fouts
11/24	L	at Hou	Fouts
12/1	W	Buf	Fouts
12/8	W	Pit	Fouts
12/15	W	Phi	Fouts
12/22	L	at K.C.	Hermann

Fouts (7-5), Hermann (1-3)

1984 (7-9)

9/2	W	at Min	Fouts
9/9	L	at Sea	Fouts
9/16	W	Hou	Fouts
9/24	L	at LA Rai	Fouts
9/30	W	Det	Fouts
10/7	W	at G.B.	Fouts
10/14	L	at K.C.	Fouts
10/21	L	LA Rai	Fouts
10/29	L	Sea	Fouts
11/4	W	at Ind	Fouts
11/11	L	Den	Fouts
11/18	W	Mia	Fouts
11/25	L	at Pit	Fouts
12/3	W	Chi	Luther
12/9	L	at Den	Luther
12/16	L	K.C.	Luther

Fouts (6-7), Luther (1-2)

1983 (6-10)

9/4	L	NYJ	Fouts
9/12	W	at K.C.	Fouts
9/18	L	at Sea	Fouts
9/25	L	Cle	Fouts
10/2	W	at NYG	Fouts
10/9	W	Sea	Fouts
10/16	L	at N.E.	Fouts
10/23	L	at Den	Luther
10/31	L	Was	Luther
11/6	L	at Pit	Luther
11/13	W	Dal	Luther
11/20	L	at St. L.	Luther
11/27	W	Den	Fouts
12/1	L	LA Rai	Fouts
12/11	W	K.C.	Fouts
12/18	L	at LA Rai	Luther

Fouts (5-5), Luther (1-5)

1982 (6-3)

9/12	W	at Den	Fouts
9/19	L	at K.C.	Fouts
11/22	L	at LA Rai	Fouts
11/28	W	Den	Fouts
12/5	W	at Cle	Fouts
12/11	W	at S.F.	Fouts
12/20	W	Cin	Fouts
12/26	W	Bal	Fouts
1/2/83	L	LA Rai	Fouts

AFC Super Bowl Tournament

1/9	W	at Pit	Fouts
1/16	L	at Mia	Fouts

Fouts (6-3, 1-1)

1981 (10-6)

9/7	W	at Cle	Fouts
9/13	W	Det	Fouts
9/20	W	at K.C.	Fouts
9/27	L	at Den	Fouts

10/4	W	Sea	Fouts
10/11	L	Min	Fouts
10/18	W	at Bal	Fouts
10/15	L	at Chi	Fouts
11/1	W	K.C.	Fouts
11/8	L	Cin	Fouts
11/16	L	at Sea	Fouts
11/22	W	at Oak	Fouts
11/29	W	Den	Fouts
12/6	L	Buf	Fouts
12/13	W	at T.B.	Fouts
12/21	W	Oak	Fouts

AFC Divisional Playoff

1/2	W	at Mia	Fouts
-----	---	--------	-------

AFC Championship

1/10	L	at Cin	Fouts
------	---	--------	-------

Fouts (10-6, 1-1)**1980 (11-5)**

9/7	W	at Sea	Fouts
9/14	W	Oak	Fouts
9/21	W	at Den	Fouts
9/28	W	at K.C.	Fouts
10/5	L	Buf	Fouts
10/12	L	at Oak	Fouts
10/19	W	NYG	Fouts
10/26	L	at Dal	Fouts
11/2	W	at Cin	Fouts
11/9	L	Den	Fouts
11/16	W	K.C.	Fouts
11/20	W	at Mia	Fouts
11/30	W	Phi	Fouts
12/7	L	at Was	Fouts
12/13	W	Sea	Fouts
12/22	W	Pit	Fouts

AFC Divisional Playoff

1/3	W	Buf	Fouts
-----	---	-----	-------

AFC Championship

1/11	L	Oak	Fouts
------	---	-----	-------

Fouts (11-5, 1-1)**1979 (12-4)**

9/2	W	at Sea	Fouts
9/9	W	Oak	Fouts
9/16	W	Buf	Fouts
9/23	L	at N.E.	Fouts
9/30	W	S.F.	Fouts
10/7	L	at Den	Fouts
10/14	W	Sea	Fouts
10/21	W	at LA Ram	Fouts
10/25	L	at Oak	Fouts
11/4	W	at K.C.	Fouts
11/11	W	at Cin	Fouts
11/18	W	Pit	Fouts
11/25	W	K.C.	Fouts
12/2	L	Atl	Fouts
12/9	W	at N.O.	Fouts
12/17	W	Den	Fouts

AFC Divisional Playoff

12/29	L	Hou	Fouts
-------	---	-----	-------

Fouts (12-4, 0-1)**1978 (9-7)**

9/3	W	at Sea	Fouts
9/10	L	Oak	Fouts
9/17	L	at Den	Fouts
9/24	L	G.B.	Harris
10/1	L	at N.E.	Fouts

Continued next page

Starting Quarterbacks by Year, *continued*

1978, *cont.*

10/8	W	Den	Fouts
10/15	L	Mia	Fouts
10/22	L	at Det	Fouts
10/29	W	at Oak	Fouts
11/5	W	Cin	Fouts
11/12	W	K.C.	Harris
11/19	W	at Min	Fouts
11/26	L	at K.C.	Fouts
12/4	W	Chi	Fouts
12/10	W	Sea	Fouts
12/17	W	at Hou	Fouts

Fouts (8-6), Harris (1-1)

1977 (7-7)

9/18	L	at Oak	Harris
9/25	W	at K.C.	Harris
10/2	W	Cin	Harris
10/9	W	at N.O.	Harris
10/16	L	N.E.	Harris
10/23	L	K.C.	Harris
10/30	W	at Mia	Harris
11/6	L	at Det	Harris
11/13	L	Den	Harris
11/20	W	Oak	Olander
11/27	W	at Sea	Fouts
12/4	W	Cle	Fouts
12/11	L	at Den	Fouts
12/18	L	Pit	Fouts

Harris (4-5), Fouts (2-2), Olander (1-0)

1976 (6-8)

9/12	W	at K.C.	Fouts
9/19	W	at T.B.	Fouts
9/26	W	St. L.	Fouts
10/3	L	at Den	Fouts
10/10	L	Oak	Fouts
10/17	W	Hou	Fouts
10/24	L	at Cle	Fouts
10/31	L	at Pit	Fouts
11/7	L	Bal	Fouts
11/14	L	Den	Fouts
11/21	W	at Buf	Fouts
11/28	L	K.C.	Fouts
12/5	W	S.F.	Longley
12/12	L	at Oak	Fouts

Fouts (5-8), Longley (1-0)

1975 (2-12)

9/21	L	Pit	Carter
9/28	L	at Hou	Fouts
10/5	L	Oak	Fouts
10/12	L	LA Ram	Fouts
10/19	L	K.C.	Fouts
10/26	L	at Oak	Freitas
11/1	L	at NYG	Fouts
11/9	L	N.E.	Fouts
11/16	L	Den	Fouts
11/23	L	at Min	Freitas
11/30	L	at Den	Freitas
12/7	W	at K.C.	Fouts
12/15	W	NYJ	Fouts
12/21	L	at Cin	Freitas

Fouts (2-7), Freitas (0-4), Carter (0-1)

1974 (5-9)

9/15	L	at Hou	Fouts
9/22	W	at Cin	Fouts
9/29	L	Mia	Fouts
10/6	L	Phi	Fouts
10/13	L	Oak	Fouts
10/20	L	at Den	Fouts
10/27	L	K.C.	Fouts
11/3	W	Cle	Fouts
11/10	W	at K.C.	Fouts
11/17	L	at Oak	Fouts
11/24	L	at G.B.	Fouts
12/1	L	at NYJ	Freitas
12/8	W	Chi	Freitas
12/15	W	Den	Freitas

Fouts (3-8), Freitas (2-1)

1973 (2-11-1)

9/16	L	at Was	Unitas
9/23	W	Buf	Unitas
9/30	L	Cin	Unitas
10/7	L	at Pit	Unitas
10/14	L	at Oak	Fouts
10/21	L	All	Fouts
10/28	T	at Cle	Fouts
11/4	L	K.C.	Fouts
11/11	L	at Den	Clark
11/18	W	N.O.	Clark
11/25	L	Oak	Clark
12/2	L	at N.E.	Clark
12/9	L	Den	Fouts
12/16	L	at K.C.	Fouts

Unitas (1-3), Fouts (0-5-1), Clark (1-3)

1972 (4-9-1)

9/17	L	at S.F.	Hadl
9/24	W	Den	Hadl
10/1	T	at Oak	Hadl
10/8	W	at Bal	Hadl
10/15	L	at Mia	Hadl
10/22	L	at Det	Hadl
10/29	L	K.C.	Hadl
11/5	L	Dal	Hadl
11/13	L	Cle	Hadl
11/19	W	at K.C.	Hadl
11/26	W	Hou	Hadl
12/3	L	Oak	Hadl
12/10	L	at Den	Hadl
12/17	L	Pit	Hadl

Hadl (4-9-1)

1971 (6-8)

9/19	W	K.C.	Hadl
9/26	L	Oak	Hadl
10/3	L	at Pit	Hadl
10/10	L	at K.C.	Hadl
10/17	L	at Den	Hadl
10/23	W	Buf	Hadl
10/31	W	NYJ	Hadl
11/7	L	at NYG	Hadl
11/15	W	St. L.	Hadl
11/21	L	at Oak	Hadl
11/28	L	at Cin	Hadl
12/5	W	Min	Hadl
12/12	W	Den	Hadl
12/19	L	at Hou	Hadl

Hadl (6-8)

1970 (5-6-3)

9/20	L	Bal	Hadl
9/27	T	Oak	Hadl
10/4	L	at LA Ram	Hadl
10/12	L	G.B.	Hadl
10/18	W	at Chi	Domres
10/25	T	Hou	Hadl
11/1	W	at Cle	Hadl
11/8	W	Den	Hadl
11/15	W	at Bos	Hadl
11/22	L	at Oak	Hadl
11/29	L	at K.C.	Hadl
12/6	L	Cin	Domres
12/13	T	at Den	Hadl
12/20	W	K.C.	Hadl

Hadl (4-5-3), Domres (1-1)

1969 (8-6)

9/14	L	K.C.	Hadl
9/21	L	at Cin	Hadl
9/28	W	NYJ	Hadl
10/4	W	Cin	Hadl
10/11	W	at Mia	Hadl
10/19	W	at Bos	Hadl
10/26	L	Oak	Hadl
11/2	L	at Den	Hadl
11/9	L	at K.C.	Domres
11/16	L	at Oak	Hadl
11/23	W	Den	Domres
11/27	W	at Hou	Domres
12/7	W	Bos	Domres
12/14	W	Buf	Hadl

Hadl (5-5), Domres (3-1)

1968 (9-5)

9/6	W	Cin	Hadl
9/21	W	Hou	Hadl
9/29	W	at Cin	Hadl
10/5	L	at NYJ	Hadl
10/13	W	at Oak	Hadl
10/20	W	Den	Hadl
10/27	L	at K.C.	Hadl
11/3	W	Mia	Hadl
11/10	W	at Bos	Hadl
11/17	W	at Buf	Hadl
11/24	L	NYJ	Hadl
12/1	W	at Den	Hadl
12/8	L	K.C.	Hadl
12/15	L	Oak	Hadl

Hadl (9-5)

1967 (8-5-1)

9/9	W	Bos	Hadl
9/24	W	Hou	Hadl
10/1	W	at Buf	Hadl
10/8	T	Bos	Hadl
10/15	W	K.C.	Hadl
10/22	W	at Den	Hadl
10/29	L	at Oak	Hadl
11/12	W	Mia	Hadl
11/19	W	at K.C.	Hadl
11/23	W	Den	Hadl
12/3	L	Oak	Hadl
12/10	L	at Mia	Hadl
12/16	L	at Hou	Hadl
12/24	L	NYJ	Hadl

Hadl (8-5-1)



1966 (7-6-1)

9/4	W	Buf	Hadl
9/10	W	Bos	Hadl
9/25	W	at Oak	Hadl
10/2	W	Mia	Hadl
10/8	L	at NYJ	Hadl
10/16	T	at Buf	Hadl
10/23	L	at Bos	Hadl
10/30	W	Den	Hadl
11/6	L	at K.C.	Hadl
11/13	L	Oak	Hadl
11/27	L	at Den	Hadl
12/4	W	at Hou	Hadl
12/11	W	NYJ	Hadl
12/18	L	K.C.	Hadl

Hadl (7-6-1)

1965 (9-2-3)

9/11	W	Den	Hadl
9/19	W	at Oak	Hadl
9/26	T	K.C.	Hadl
10/3	W	Hou	Hadl
10/10	W	at Buf	Hadl
10/17	T	at Bos	Hadl
10/23	W	at NYJ	Hadl
10/31	L	Bos	Hadl
11/7	W	at Den	Hadl
11/14	L	at K.C.	Hadl
11/25	T	Buf	Hadl
12/4	W	NYJ	Hadl
12/12	W	at Hou	Hadl
12/19	W	Oak	Hadl

AFL Championship

12/26	L	Buf	Hadl
-------	---	-----	------

Hadl (9-2-3, 0-1)

1964 (8-5-1)

9/12	W	Hou	Rote
9/20	L	Bos	Rote
9/26	L	at Buf	Rote
10/3	T	at NYJ	Rote
10/9	W	at Bos	Rote
10/18	W	Den	Hadl
10/25	W	at Hou	Hadl
11/1	W	Oak	Hadl
11/8	W	at Den	Hadl

11/15	W	at K.C.	Hadl
11/26	L	Buf	Hadl
12/6	W	NYJ	Hadl
12/13	L	K.C.	Hadl
12/20	L	at Oak	Hadl

AFL Championship

12/27	L	at Buf	Rote
-------	---	--------	------

Rote (2-2-1, 0-1), Hadl (6-3)

1963 (11-3)

9/8	W	Buf	Rote
9/14	W	Bos	Rote
9/29	W	K.C.	Rote
10/6	L	at Den	Rote
10/13	W	NYJ	Rote
10/20	W	at K.C.	Rote
10/27	L	Oak	Rote
11/2	W	at NYJ	Rote
11/10	W	at Bos	Rote
11/17	W	at Buf	Rote
12/1	W	Hou	Rote
12/8	L	at Oak	Rote
12/15	W	at Hou	Rote
12/22	W	Den	Rote

AFL Championship

1/5	W	Bos	Rote
-----	---	-----	------

Rote (11-3, 1-0)

1962 (4-10)

9/7	L	at Den	Kemp
9/16	W	NYT	Kemp
9/23	L	Hou	Hadl
9/30	W	at Oak	Wood
10/7	W	Dal	Wood
10/13	L	at Buf	Hadl
10/19	L	at Bos	Hadl
10/28	L	at NYT	Hadl
11/4	L	Den	Hadl
11/11	L	Buf	Hadl
11/25	L	at Hou	Hadl
12/2	W	Oak	Hadl
12/9	L	Bos	Hadl
12/16	L	at Dal	Hadl

Hadl (1-9), Wood (2-0),

Kemp (1-1)

1961 (12-2)

9/10	W	at Dal	Kemp
9/17	W	Oak	Kemp
9/24	W	Hou	Kemp
9/30	W	at Buf	Kemp
10/7	W	at Bos	Kemp
10/15	W	at NYT	Kemp
10/22	W	at Oak	Kemp
10/29	W	Den	Kemp
11/5	W	NYT	Kemp
11/12	W	at Den	Kemp
11/19	W	Dal	Kemp
12/3	L	at Hou	Kemp
12/9	W	Buf	Kemp
12/17	L	Bos	Kemp

AFL Championship

12/24	L	Hou	Kemp
-------	---	-----	------

Kemp (12-2, 0-1)

1960 (10-4)

9/10	W	Dal	Kemp
9/18	L	at Hou	Kemp
9/25	L	at Dal	Kemp
10/2	W	at Buf	Clatterbuck
10/8	L	Bos	Clatterbuck
10/16	W	at Den	Kemp
10/28	W	at Bos	Kemp
11/4	W	at NYT	Kemp
11/13	W	Hou	Kemp
11/20	L	Buf	Kemp
11/27	W	Oak	Kemp
12/4	W	at Oak	Kemp
12/10	W	Den	Kemp
12/18	W	NYT	Kemp

AFL Championship

1/1	L	at Hou	Kemp
-----	---	--------	------

Kemp (9-3, 0-1),

Clatterbuck (1-1)



LANCE ALWORTH

FLANKER BACK

SAN DIEGO CHARGERS



POSTSEASON HISTORY

1995 AFC Wild Card Playoff Game

Indianapolis Colts 35, San Diego Chargers 20

Sunday, December 31, 1995 - Jack Murphy Stadium (San Diego, CA)

The Colts came to San Diego for a New Year's Eve show-down and knocked the defending AFC Champions out of the playoffs in the Wild Card round with a 35-20 win at Jack Murphy Stadium. The Chargers outgained Indianapolis in total yardage, 429 to 333, but the Colts chalked up 178 yards rushing, including 147 yards and two touchdowns by rookie running back **Zack Crockett**, on their way to the win.

The game was a seesaw battle that included six lead changes, however Indianapolis scored two touchdowns in the fourth quarter to seal the win. Chargers quarterback **Stan Humphries** finished the day with 292 yards passing and two touchdowns, but four interceptions proved costly in the defeat.



Score by Quarters	Q1	Q2	Q3	Q4	OT	PTS.
Indianapolis	0	14	7	14	0	35
Chargers	3	7	7	3	0	20

SD	1	9:28	Carney 28 yd field goal [9-30]
IND	2	14:03	Dilger 2 yd pass from Harbaugh (Blanchard kick) [8-27]
SD	2	5:48	Pupunu 6 yd pass from Humphries (Carney kick) [18-68]
IND	2	1:47	Crockett 33 yd run (Blanchard kick) [8-80]
SD	3	4:20	Jefferson 11 yd pass from Humphries (Carney kick) [12-90]
IND	3	:41	Dawkins 42 yd pass from Harbaugh (Blanchard kick) [7-81]
SD	4	11:53	Carney 30 yd field goal [8-55]
IND	4	11:28	Crockett 66 yd run (Blanchard kick) [1-66]
IND	4	6:55	Harbaugh 3 yd run (Blanchard kick) [6-23]
Attendance	— 61,182		

Team Statistics	Indianapolis	Chargers
TOTAL FIRST DOWNS	19	27
Rushing	10	7
Passing	9	20
Penalty	0	0
THIRD DOWN EFFICIENCY	8-13-62%	10-17-59%
TOTAL NET YARDS	333	429
Total Plays	58	80
Avg. Per Play	5.7	5.4
NET YARDS RUSHING	178	145
Attempts	29	32
Avg. Per Rush	6.1	4.5
NET YARDS PASSING	155	284
Sacks-Lost	2-20	1-8
Gross Yds. Passing	175	292
ATT.-COMP.-INT.	27-16-1	47-23-4
Avg. Per Play	5.3	5.9

INDIANAPOLIS

Rushing	Att.	Yds.	Avg.	Long	TD
Crockett	13	147	11.3	66t	2
Faulk	1	16	16.0	16	0
Harbaugh	5	10	2.0	7	1
Warren	10	5	0.5	4	0

Passing	Att.	Comp.	Yds.	S-L	TD	Lg.	Int.
Harbaugh	27	16	175	2-20	2	42t	1

Receiving	No.	Yds.	Long	TD
Turner	5	64	21	0
Warren	4	45	17	0
Dawkins	2	49	42t	1
Crockett	2	10	6	0
Dilger	2	9	7	1
Humphrey	1	-2	-2	0

Interceptions	No.	Yds.	Long	TD
Belsler	2	68	36	0
Grant	1	13	13	0
McElroy	1	0	0	0

Punting	No.	Yds.	Avg.	TB	I-20	Long
Gardocki	5	187	37.4	1	2	39

Punt Returns	No.	FC	Yds.	Long	TD
Buchanan	2	0	52	46	0

Kickoff Returns	No.	Yds.	Long	TD
Bailey	2	44	25	0
Warren	2	38	22	0
Humphrey	1	28	28	0

Team Statistics (cont.)	Indianapolis	Chargers
PUNTS - No.-Avg.	5-37.4	2-54.5
Blocked	0	0
TOTAL RETURN YARDS	243	133
No.-Yds. Punt Returns	2-52	0-0
No.-Yds. Kickoff Returns	5-110	6-133
No.-Yds. Int. Returns	4-81	1-0
PENALTIES - No.-Yds.	4-30	4-24
FUMBLES - No.-Lost	2-0	0-0
TOUCHDOWNS	5	2
Rushing	3	0
Passing	2	2
Returns	0	0
EXTRA POINTS M-A	5-5	2-2
FIELD GOALS M-A	0-0	2-2
FINAL SCORE	35	20
TIME OF POSSESSION	28:51	31:09

CHARGERS

Rushing	Att.	Yds.	Avg.	Long	TD
Hayden	18	80	4.4	15	0
Humphries	4	32	8.0	17	0
Fletcher	3	23	7.7	20	0
Means	6	11	1.8	5	0
Harmon	1	-1	-1.0	-1	0

Passing	Att.	Comp.	Yds.	S-L	TD	Lg.	Int.
Humphries	47	23	292	1-8	2	26	4

Receiving	No.	Yds.	Long	TD
Harmon	10	133	24	0
Martin	3	39	18	0
Jefferson	3	33	12	1
Pupunu	3	26	13	1
Fletcher	2	42	26	0
Seau	2	19	11	0

Interceptions	No.	Yds.	Long	TD
Seau	1	0	0	0

Punting	No.	Yds.	Avg.	TB	I-20	Long
Bennett	2	109	54.5	0	0	65

Punt Returns	No.	FC	Yds.	Long	TD
Coleman	0	2	0	0	0

Kickoff Returns	No.	Yds.	Long	TD
Coleman	6	133	28	0

OFFENSIVE STARTERS

	WR	LT	LG	C	RG	RT	TE	WR	QB	FB	RB
Indianapolis	Dawkins	Woolford	Dixon	Lowdermilk	Staysniak	Mathews	Dilger	Turner	Harbaugh	Warren	Faulk
Chargers	Jefferson	Swayne	Moten	Hall	Cocozzo	Parker	Young	Martin	Humphries	Pupunu	Hayden

DEFENSIVE STARTERS

	DE	DT	DT	DE	LB	LB	LB	CB	CB	SS	FS
Indianapolis	Whittington	McCoy	Siragusa	Bennett	Grant	Herrod	Coryatt	Buchanan	Ambrose	Tate	Belsler
Chargers	Mirns	Lee	Davis	O'Neal	Bush	Gordon	Seau	Harper	Clark	Gayle	Orlando



Super Bowl XXIX

San Francisco 49ers 49, San Diego Chargers 26

Sunday, January 29, 1995 - Joe Robbie Stadium (Miami, FL)

The Chargers were no match for the high-powered San Francisco offense as the 49ers scored early and often en route to a 49-26 defeat. San Francisco quarterback **Steve Young** passed for four first-half touchdowns while **Ricky Waters** and one each to **Jerry Rice** and **William Floyd** as the 49ers jumped out to a 28-10 lead at halftime. The barrage continued in the second half as Young connected with Rice for two more scores and Waters added a nine-yard touchdown run. Young finished with 325 yards and six touchdown passes while completing 24 of 36 attempts, and Rice caught 10 passes for 149 yards and three touchdowns. Young also added 49 yards on five rushes and was named the game's MVP. The Chargers' offense was forced to play catch-up most of the game, and as a result, **Stan Humphries** passed 49 times, completing 24 for 275 yards, one touchdown and two interceptions. Running

back **Natrone Means** became the youngest player in Super Bowl history to score a touchdown when the 22-year-old dived over the 49ers' defense for a one-yard scoring plunge in the first quarter. Chargers rookie **Andre Coleman** tied a Super Bowl record for the longest kickoff return when he went 98 yards for a touchdown in the third quarter. Following the kickoff return, Humphries passed to **Mark Seay** for the first two-point conversion in Super Bowl history. Following a 30-yard Humphries to **Tony Martin** touchdown pass late in the fourth quarter, Humphries completed his second two-point conversion of the game, this time to **Alfred Pupu**. Linebackers **Dennis Gibson** and **Junior Seau** led the Chargers with 11 tackles a piece, and Seau added one sack. Defensive end **Rayle Johnson** paced the Chargers with two sacks.

Score by Quarters	Q1	Q2	Q3	Q4	OT	PTS.
Chargers	7	3	8	8	0	26
San Francisco	14	14	14	7	0	49

SF	1	13:05	Rice 44 yd pass from Young (Brien kick) [3-59]
SF	1	10:05	Waters 51 yd pass from Young (Brien kick) [4-79]
SD	1	2:44	Means 1 yd run (Carrey kick) [13-78]
SF	2	13:02	Floyd 5 yd pass from Young (Brien kick) [10-70]
SF	2	4:44	Waters 8 yd pass from Young (Brien kick) [9-49]
SD	2	1:44	Carney 31 yd field goal [8-62]
SF	3	9:35	Waters 9 yd run (Brien kick) [7-62]
SF	3	3:18	Rice 15 yd pass from Young (Brien kick) [10-67]
SD	3	3:01	Coleman 98 yd kickoff return (Seay pass from Humphries)
SF	4	13:49	Rice 7 yd pass from Young (Brien kick) [6-32]
SD	4	2:25	Martin 30 yd pass from Humphries (Pupunu pass from Humphries) [8-67]

Attendance — 74,107

Team Statistics	Chargers	San Francisco
TOTAL FIRST DOWNS	20	28
Rushing	5	10
Passing	14	17
Penalty	1	1
THIRD DOWN EFFICIENCY	6-16-38%	7-13-54%
TOTAL NET YARDS	354	449
Total Plays	76	73
Avg. Per Play	4.7	6.2
NET YARDS RUSHING	67	133
Attempts	19	32
Avg. Per Rush	3.5	4.2
NET YARDS PASSING	287	316
Sacks-Lost	2-18	3-15
Gross Yds. Passing	305	331
ATT.-COMP.-INT.	55-27-3	38-25-0
Avg. Per Play	5.0	7.7

Team Statistics (cont.)

	Chargers	San Francisco
PUNTS - No.-Avg.	4-48.8	5-39.8
Blocked	0	0
TOTAL RETURN YARDS	243	76
No.-Yds. Punt Returns	3-1	2-12
No.-Yds. Kickoff Returns	8-242	4-48
No.-Yds. Int. Returns	0-0	3-16
PENALTIES - No.-Yds.	6-63	3-18
FUMBLES - No.-Lost	1-0	2-0
TOUCHDOWNS	3	7
Rushing	1	1
Passing	1	6
Returns	1	0
EXTRA POINTS M-A	3-3	7-7
FIELD GOALS M-A	1-1	0-1
FINAL SCORE	26	49
TIME OF POSSESSION	28:29	31:31



CHARGERS

Rushing	Att.	Yds.	Avg.	Long	TD
Means	13	33	2.5	11	1
Harrison	2	10	5.0	10	0
Jefferson	1	10	10.0	10	0
Gilbert	1	8	8.0	8	0
Bieniemy	1	3	3.0	3	0
Humphries	1	3	3.0	3	0

Passing	Att.	Comp.	Yds.	S-L	TD	Lg.	HI
Humphries	49	24	275	2-18	1	33	2
Gilbert	6	3	30	0-0	0	20	1

Receiving	No.	Yds.	Long	TD
Harrison	8	68	20	0
Seay	7	75	22	0
Pupunu	4	48	23	0
Martin	3	59	30	1
Jefferson	2	15	9	0
Bieniemy	1	33	33	0
Means	1	4	4	0
Young	1	3	3	0

Interceptions	No.	Yds.	Long	TD
None				

Punting	No.	Yds.	Avg.	TB	I-20	Long
Wagner	4	195	48.8	0	0	55

Punt Returns	No.	FC	Yds.	Long	TD
Gordon	3	2	1	0	0

Kickoff Returns	No.	Yds.	Long	TD
Coleman	8	242	98	1

SAN FRANCISCO

Rushing	Att.	Yds.	Avg.	Long	TD
Young	5	49	9.8	21	0
Waters	15	47	3.1	13	1
Floyd	9	32	3.6	6	0
Rice	1	10	10.0	10	0
Carter	2	-5	-2.5	1	0

Passing	Att.	Comp.	Yds.	S-L	TD	Lg.	HI
Young	36	24	325	3-15	6	51	0
Musgrave	1	1	6	0-0	0	6	0
Grbac	1	0	0	0-0	0	0	0

Receiving	No.	Yds.	Long	TD
Rice	10	149	44	3
Taylor	4	43	16	0
Floyd	4	26	9	1
Waters	3	61	51	2
Jones	2	41	33	0
Popson	1	6	6	0
McCallfey	1	5	5	0

Interceptions	No.	Yds.	Long	TD
Sanders	1	15	15	0
Cook	1	1	1	0
Davis	1	0	0	0

Punting	No.	Yds.	Avg.	TB	I-20	Long
Wilmsmeyer	5	199	39.8	0	2	46

Punt Returns	No.	FC	Yds.	Long	TD
Carter	2	0	12	11	0

Kickoff Returns	No.	Yds.	Long	TD
Carter	4	48	18	0

OFFENSIVE STARTERS

Chargers	WR Jefferson	LT Swayne	LG Davis	C Hall	RG Cocozzo	RT Brock	TE Young	WR Seay	QB Humphries	FB Pupunu	RB Means
San Francisco	Taylor	Wallace	Sapulu	Oates	Deese	Barton	Jones	Rice	Young	Floyd	Waters

DEFENSIVE STARTERS

Chargers	DE Mims	DT Lee	DT Davis	DE O'Neal	LB Griggs	LB Gibson	LB Seau	CB Gordon	CB Harper	SS Carrington	FS Richard
San Francisco	Brown	Young	Stubblefield	Jackson	Woodall	Plummer	Norton	Davis	Sanders	McDonald	Hanks

1994 AFC Championship Game

San Diego Chargers 17, Pittsburgh Steelers 13

Sunday, January 15, 1995 - Three Rivers Stadium (Pittsburgh, PA)

The Chargers advanced to the Super Bowl for the first time in franchise history with a stunning 17-13 upset victory over the heavily-favored Pittsburgh Steelers in Three Rivers Stadium. San Diego started the game slowly and Pittsburgh led the Bolts 10-3 at the end of the first half, while outgaining San Diego in total yardage, 229 to 46. The Steelers opened the scoring in the second half with a 23-yard **Gary Anderson** field goal to extend the lead to 13-3. Later in the quarter, **Stan Humphries** connected with **Al Pupunu** on a 43-yard touchdown strike to close the gap to 13-10. The

score remained as such until late in the fourth quarter when Humphries threw another 43-yard touchdown pass, this one to **Tony Martin**, and the Bolts claimed their first lead of the game at 17-13. Pittsburgh took the ensuing kickoff and drove to the Chargers' nine-yard line with two minutes left in the game, but San Diego's defense stopped the Steelers on downs, including a dramatic pass defended on fourth down by linebacker **Dennis Gibson**.



Score by Quarters	Q1	Q2	Q3	Q4	OT	PTS.
Chargers	0	3	7	7	0	17
Pittsburgh	7	3	3	0	0	13

PIT 1	7:28	Williams 16 yd pass from O'Donnell (Anderson kick) [13-67]
SD 2	3:41	Carney 20 yd field goal [6-77]
PIT 2	:09	Anderson 39 yd field goal [12-51]
PIT 3	10:37	Anderson 23 yd field goal [9-50]
SD 3	8:03	Pupunu 43 yd pass from Humphries (Carney kick) [5-64]
SD 4	5:13	Martin 43 yd pass from Humphries (Carney kick) [8-80]
Attendance — 61,545		

Team Statistics	Chargers	Pittsburgh
TOTAL FIRST DOWNS	13	22
Rushing	4	4
Passing	8	17
Penalty	1	1
THIRD DOWN EFFICIENCY	3-11-27%	11-20-55%
TOTAL NET YARDS	226	415
Total Plays	47	80
Avg. Per Play	4.8	5.2
NET YARDS RUSHING	66	66
Attempts	24	26
Avg. Per Rush	2.8	2.5
NET YARDS PASSING	160	349
Sacks-Lost	1-5	0-0
Gross Yds. Passing	165	349
ATT.-COMP.-INT.	22-11-1	54-32-0
Avg. Per Play	7.0	6.5

Team Statistics (cont.)	Chargers	Pittsburgh
PUNTS - No.-Avg.	5-38.4	5-44.4
Blocked	0	0
TOTAL RETURN YARDS	74	89
No.-Yds. Punt Returns	2-2	2-10
No.-Yds. Kickoff Returns	3-72	4-73
No.-Yds. Int. Returns	0-0	1-6
PENALTIES - No.-Yds.	3-15	8-111
FUMBLES - No.-Lost	0-0	3-1
TOUCHDOWNS	2	1
Rushing	0	0
Passing	2	1
Returns	0	0
EXTRA POINTS M-A	2-2	1-1
FIELD GOALS M-A	1-1	2-2
FINAL SCORE	17	13
TIME OF POSSESSION	22:47	37:13

CHARGERS						
Rushing	Att.	Yds.	Avg.	Long	TD	
Means	20	69	3.5	17	0	
Humphries	4	-3	-8	0	0	
Passing	Att.	Comp.	Yds.	S-L	TD	Lg.
Humphries	22	11	165	1-5	2	43t
Receiving	No.	Yds.	Long	TD		
Pupunu	4	76	43t	1		
Means	2	19	15	0		
Jefferson	2	16	11	0		
Martin	1	43	43t	1		
Mitchell	1	19	19	0		
Harmon	1	-8	-8	0		
Interceptions	No.	Yds.	Long	TD		
None						
Punting	No.	Yds.	Avg.	TB	I-20	Long
Wagner	5	192	38.4	0	1	45
Punt Returns	No.	FC	Yds.	Long	TD	
Gordon	2	0	2	6	0	
Kickoff Returns	No.	Yds.	Long	TD		
Coleman	2	49	32	0		
Harmon	1	23	23	0		

PITTSBURGH						
Rushing	Att.	Yds.	Avg.	Long	TD	
Foster	20	47	2.4	11	0	
Williams	3	16	5.3	11	0	
Morris	2	2	1.0	1	0	
O'Donnell	1	1	1.0	1	0	
Passing	Att.	Comp.	Yds.	S-L	TD	Lg.
O'Donnell	54	32	349	0-0	1	33
Receiving	No.	Yds.	Long	TD		
Mills	8	106	19	0		
Williams	7	45	16t	1		
Hastings	5	55	18	0		
Green	4	80	33	0		
Thigpen	3	35	21	0		
Foster	3	12	6	0		
Hayes	1	16	16	0		
Morris	1	0	0	0		
Interceptions	No.	Yds.	Long	TD		
Woodson	1	6	6	0		
Punting	No.	Yds.	Avg.	TB	I-20	Long
Royals	5	222	44.4	3	1	55
Punt Returns	No.	FC	Yds.	Long	TD	
Woodson	2	1	10	10	0	
Johnson	0	1	0	0	0	
Kickoff Returns	No.	Yds.	Long	TD		
Johnson	4	73	24	0		

OFFENSIVE STARTERS											
	WR	LT	LG	C	RG	RT	TE	WR	QB	FB	RB
Chargers	Jefferson	Swayne	Davis	C	Cocozzo	Brock	Young	Seay	Humphries	Pupunu	Means
Pittsburgh	Thigpen	Jackson	Love	Dawson	Strzelczyk	Searcy	Green	Mills	O'Donnell	Williams	Foster

DEFENSIVE STARTERS											
	DE	DT	DT	DE	LB	LB	LB	CB	CB	SS	FS
Chargers	Mims	Lee	Davis	O'Neal	Griggs	Gibson	Seau	Gordon	Harper	Carrington	Richard
Pittsburgh	Buckner	Steed	Seals	Greene	Kirkland	Brown	Lloyd	Woodson	Figures	Lake	Perry



1994 AFC Divisional Playoff Game

San Diego Chargers 22, Miami Dolphins 21

Sunday, January 8, 1995 - Jack Murphy Stadium (San Diego, CA)

The Chargers advanced to the AFC Championship Game with a 22-21 victory over the Miami Dolphins in front of a San Diego-record home crowd of 63,381 fans. The win moved the Chargers to the AFC title record for only the third time in team history and the first time since 1982. **Dan Marino** threw three first-half touch-down passes and the Dolphins led 21-6 at the half. San Diego's offense came alive and dominated the third quarter. The Chargers took the opening drive of the second half and marched 15 plays to the Dolphins' one-yard line before losing the ball on downs. But on Miami's first play from scrimmage, **Reuben Davis** stopped **Bernie Parmalee** in the end zone for a safety to make the score 21-8. San Diego took the ensuing kick and **Natrone Means** finished a 54-yard drive with a 24-yard scoring run, breaking several tackles along the way and the Dolphin lead was

trimmed to 21-15. The teams traded possessions through the fourth quarter before **Stan Humphries** drove the team 61 yards in 10 plays and hit **Mark Seay** for the game-winning, eight-yard scoring pass. Trailing 22-21 with 35 seconds left in game, Marino moved the Dolphins to San Diego's 30-yard line and positioned **Pete Stoyanovich** for a 48-yard field goal attempt, which sailed wide right. San Diego dominated the game's time of possession, controlling the ball 39:20 compared to Miami's 20:40. The main factor was San Diego's running game, which rolled up 202 of the team's 466 total yards. Means rushed for a personal best 139 yards on 24 carries and scored one touchdown. Humphries completed 20 of 26 attempts in the second half.



Score by Quarters	Q1	Q2	Q3	Q4	OT	PTS.
Miami	7	14	0	0	0	21
Chargers	0	6	9	7	0	22

MIA	1	2:24	Jackson 8 yd pass from Marino (Stoyanovich kick) [9-79]
SD	2	10:36	Carney 20 yd field goal [15-72]
MIA	2	7:21	Jackson 9 yd pass from Marino (Stoyanovich kick) [6-52]
SD	2	2:47	Carney 21 yd field goal [9-70]
MIA	2	:27	Means 16 yd pass from Marino (Stoyanovich kick) [9-70]
SD	3	6:54	Parmalee tackled by R. Davis for a Safety
SD	3	2:42	Means 24 yd run (Carney kick) [8-54]
SD	4	:35	Seay 8 yd pass from Humphries (Carney kick) [10-61]
Attendance — 63,381			

Team Statistics	Miami	Chargers
TOTAL FIRST DOWNS	17	28
Rushing	2	12
Passing	12	15
Penalty	3	1
THIRD DOWN EFFICIENCY	5-10-50%	9-17-53%
TOTAL NET YARDS	282	466
Total Plays	47	85
Avg. Per Play	6.0	5.5
NET YARDS RUSHING	26	202
Attempts	8	40
Avg. Per Rush	3.3	5.1
NET YARDS PASSING	256	264
Sacks-Lost	2	2-12
Gross Yds. Passing	262	276
ATT.-COMP.-INT.	38-24-0	43-28-2
Avg. Per Play	6.6	5.9

MIAMI					
Rushing	Att.	Yds.	Avg.	Long	TD
Parmalee	7	16	2.3	13	0
Craver	1	10	10.0	10	0

Passing							
Att.	Comp.	Yds.	S-L	TD	Lg.	HI	
Marino	38	24	262	1-6	3	31	0

Receiving					
No.	Yds.	Long	TD		
Jackson	8	103	31	2	
Fryar	5	70	24	0	
McDuffie	5	46	13	0	
Craver	2	8	5	0	
Parmalee	2	8	5	0	
Williams	1	16	16	1	
Saxon	1	5	5	0	

Interceptions					
No.	Yds.	Long	TD		
Smith	1	14	14	0	
Stewart	1	0	0	0	

Punting						
No.	Yds.	Avg.	TB	I-20	Long	TD
Kidd	5	226	45.2	2	2	59

Punt Returns					
No.	FC	Yds.	Long	TD	TD
McDuffie	1	1	14	14	0

Kickoff Returns					
No.	Yds.	Long	TD		
McDuffie	3	87	42	0	
Spikes	1	18	18	0	
Williams	1	7	7	0	

Team Statistics (cont.)	Miami	Chargers
PUNTS - No.-Avg.	5-45.2	2-43.5
Blocked	0	0
TOTAL RETURN YARDS	140	102
No.-Yds. Punt Returns	1-14	2-14
No.-Yds. Kickoff Returns	5-112	5-88
No.-Yds. Int. Returns	2-14	0-0
PENALTIES - No.-Yds.	7-47	5-67
FUMBLES - No.-Lost	1-0	2-1
TOUCHDOWNS	3	2
Rushing	0	1
Passing	3	1
Returns	0	0
EXTRA POINTS M-A	3-3	2-2
FIELD GOALS M-A	0-1	2-2
FINAL SCORE	21	22
TIME OF POSSESSION	20:40	39:20

CHARGERS					
Rushing	Att.	Yds.	Avg.	Long	TD
Means	24	139	5.8	24	1
Bienieny	4	33	8.3	17	0
Culver	6	14	2.3	6	0
Harmon	3	12	4.0	6	0
Jefferson	1	3	3.0	3	0
Humphries	2	1	0.5	2	0

Passing							
Att.	Comp.	Yds.	S-L	TD	Lg.	HI	
Humphries	43	28	276	2-12	1	18	2

Receiving					
No.	Yds.	Long	TD		
Harmon	7	57	15	0	
Seay	6	61	15	1	
Marlin	5	62	15	0	
Jefferson	3	44	16	0	
Means	3	16	6	0	
Culver	2	23	18	0	
Pupunu	2	13	13	0	

Interceptions					
No.	Yds.	Long	TD		
None					

Punting						
No.	Yds.	Avg.	TB	I-20	Long	TD
Wagner	2	87	43.5	0	1	51

Punt Returns					
No.	FC	Yds.	Long	TD	TD
Coleman	1	0	14	14	0
Gordon	1	1	0	0	0

Kickoff Returns					
No.	Yds.	Long	TD		
Coleman	3	57	21	0	
Harmon	1	18	18	0	
Bienieny	1	13	13	0	

OFFENSIVE STARTERS											
	WR	LT	LG	C	RG	RT	TE	WR	QB	FB	RB
Miami Chargers	Fryar Jefferson	Webb Swayne	Sirns Davis	Dellenbach Hall	Weidner Coccozzo	Heller Brock	Jackson Young	McDuffie	Marino Humphries	Saxon Pupunu	Parmalee Means
DEFENSIVE STARTERS											
	DE	DT	DT	DE	LB	LB	LB	CB	CB	SS	FS
Miami Chargers	Cross Mims	Bowens Lee	Klingbeil Davis	Coleman O'Neal	Beavers Griggs	Cox Gibson	Solomon Seau	Vincent Gordon	Brown Harper	Stewart Carrington	Atkins Richard

1992 AFC Divisonal Playoff Game

Miami Dolphins 31, San Diego Chargers 0

Sunday, January 10, 1993 - Joe Robbie Stadium (Miami, FL)

The Chargers history-making season ended with a 31-0 loss to the Miami Dolphins in Joe Robbie Stadium. Intermittent downpours and a soggy field slowed both teams early as each squad was forced to punt on their first four series. The second quarter proved disastrous for San Diego. Stan Humphries was intercepted three times with each leading to a Dolphins touchdown and a 21-0 halftime lead for Miami. San Diego also suffered a fumbled snap on a punt attempt in the period. The Chargers could not get on track in the second half either, as Miami chalked up 10 more

points and forced two more San Diego turnovers. The Chargers' defense was on the field most of the game (37:08). Junior Seau recorded a personal-best 19 tackles in the game. The Dolphins special teams put the Chargers in poor field position on several occasions, including punts, which pinned San Diego's offense back on its own five-, six-, four- and 15-yard lines.



Score by Quarters	Q1	Q2	Q3	Q4	OT	PTS.
Chargers	0	0	0	0	0	0
Miami	0	21	0	10	0	31

MIA 2	6:30	Paige 1 yd pass from Marino (Stoyanovich kick) [9-48]
MIA 2	1:46	Jackson 9 yd pass from Marino (Stoyanovich kick) [2-37]
MIA 2	:27	Jackson 30 yd pass from Marino (Stoyanovich kick) [4-42]
MIA 4	14:03	Stoyanovich 22 yd field goal [12-60]
MIA 4	8:19	Craver 25 yd run (Stoyanovich kick) [6-53]
Attendance	— 60,681	

Team Statistics	Chargers	Miami
TOTAL FIRST DOWNS	10	18
Rushing	3	9
Passing	7	9
Penalty	0	0
THIRD DOWN EFFICIENCY	3-15-20%	7-17-41%
TOTAL NET YARDS	202	324
Total Plays	62	69
Avg. Per Play	3.3	4.7
NET YARDS RUSHING	70	157
Attempts	16	40
Avg. Per Rush	4.4	3.9
NET YARDS PASSING	132	167
Sacks-Lost	1-8	0-0
Gross Yds. Passing	140	167
ATT.-COMP.-INT.	45-18-4	29-17-0
Avg. Per Play	2.9	5.8

Team Statistics (cont.)	Chargers	Miami
PUNTS - No.-Avg.	7-46.3	8-41.0
Blocked	0	0
TOTAL RETURN YARDS	143	93
No.-Yds. Punt Returns	1-7	5-45
No.-Yds. Kickoff Returns	6-136	1-18
No.-Yds. Int. Returns	0-0	4-30
PENALTIES - No.-Yds.	4-39	0-0
FUMBLES - No.-Lost	3-1	3-1
TOUCHDOWNS	0	4
Rushing	0	1
Passing	0	3
Returns	0	0
EXTRA POINTS M-A	0-0	4-4
FIELD GOALS M-A	0-0	1-1
FINAL SCORE	0	31
TIME OF POSSESSION	22:52	37:08

CHARGERS

Rushing	Att.	Yds.	Avg.	Long	TD
Bieniemy	4	26	6.5	14	0
Butts	7	25	3.6	10	0
Humphries	1	10	10.0	10	0
Harmon	4	9	2.3	4	0

Passing	Att.	Comp.	Yds.	S-L	TD	Lg.	HI
Humphries	44	18	140	1-8	0	18	4
Kidd	1	0	0	0-0	0	0	0

Receiving	No.	Yds.	Long	TD
Harmon	9	73	18	0
Walker	3	33	14	0
Lewis	2	12	6	0
A. Miller	2	12	6	0
Jefferson	1	10	10	0
Butts	1	0	0	0

Interceptions	No.	Yds.	Long	TD
None				

Punting	No.	Yds.	Avg.	TB	I-20	Long
Kidd	7	324	46.3	2	0	55

Punt Returns	No.	FC	Yds.	Long	TD
Lewis	1	2	7	7	0

Kickoff Returns	No.	Yds.	Long	TD
Lewis	4	111	38	0
Bieniemy	1	14	14	0
Pupunu	1	11	11	0

MIAMI

Rushing	Att.	Yds.	Avg.	Long	TD
Craver	8	72	9.0	25	1
Humphrey	23	71	3.1	15	0
Parmalee	5	18	3.6	6	0
Clayton	1	0	0.0	0	0
Mitchell	1	-1	-1.0	-1	0
Saxon	2	-3	-1.5	0	0

Passing	Att.	Comp.	Yds.	S-L	TD	Lg.	HI
Marino	29	17	167	0-0	3	30	0

Receiving	No.	Yds.	Long	TD
Paige	5	14	4	1
Jackson	4	53	30	2
Humphrey	4	30	20	0
Duper	3	57	28	0
Craver	1	13	13	0

Interceptions	No.	Yds.	Long	TD
Vincent	2	2	2	0
Oliver	1	21	21	0
Cox	1	7	7	0

Punting	No.	Yds.	Avg.	TB	I-20	Long
Roby	8	328	41.0	1	4	51

Punt Returns	No.	FC	Yds.	Long	TD
Miller	5	0	45	12	0

Kickoff Returns	No.	Yds.	Long	TD
Craver	1	18	18	0

OFFENSIVE STARTERS

	WR	LT	LG	C	RG	RT	TE	WR	QB	FB	RB
Chargers	Miller	Swayne	Moten	Hall	Richards	Thompson	Young	Lewis	Humphries	Walker	Butts
Miami	Duper	Webb	Sims	Uhlenhake	Galbreath	Dennis	Jackson	Clayton	Marino	Paige	Humphrey

DEFENSIVE STARTERS

	DE	DT	DT	DE	LB	LB	LB	CB	CB	SS	FS
Chargers	Grossman	Lee	Winter	O'Neal	Rolling	Plummer	Seau	Byrd	Blaylock	Fields	Richard
Miami	Cross	Kingbeil	Coleman	Griggs	Grimsley	Hollier	Cox	Vincent	Brown	Williams	Oliver



1992 AFC Wild Card Playoff Game San Diego Chargers 17, Kansas City Chiefs 0 Saturday, January 2, 1993 - Jack Murphy Stadium (San Diego, CA)

San Diego defeated the Kansas City Chiefs, 17-0, in the AFC Wild Card playoffs in San Diego's Jack Murphy Stadium. It marked the first shutout in the history of Wild Card games. It was also the first shutout by the Chargers over Kansas City and the first time the Chiefs were shut out in a non-strike game since 1985. The two defensive powerhouses battled to a scoreless half. The Chargers gained 130 total yards to the Chiefs' 122 yards in the half, but were sacked four times for 47 yards in losses. San Diego scored first when **Marion Butts** dashed up the middle a career-long 54 yards for a touchdown. On the Chiefs first play of their next possession, a tipped pass by **Blaise Winter** was intercepted by **Leslie O'Neal** to set up a 34-yard **Jack**

Carney field goal. Up 10-0 in the fourth quarter, the Chargers put together an 11-play, 91-yard drive and culminated the series with a five-yard scoring plunge by **Steve Hendrickson**. The Chargers gained 192 yards on the ground, the second-most productive effort of the 1992 season. The defense harassed the Chiefs passing game causing two interceptions and sacking **Dave Krieg** seven times to tie a season high. **Burt Grossman** had two-and-a-half sacks and O'Neal and **Shawn Lee** each had two.



Score by Quarters	Q1	Q2	Q3	Q4	OT	PTS.
Kansas City	0	0	0	0	0	0
Chargers	0	0	10	7	0	17

SD	3	5:53	Butts 54 yd run (Carney kick) [4-74]
SD	3	3:33	Carney 34 yd field goal [4-9]
SD	4	4:57	Hendrickson 5 yd run (Carney kick) [11-91]
Attendance	— 60,681		

Team Statistics	Kansas City	Chargers
TOTAL FIRST DOWNS	17	18
Rushing	5	8
Passing	10	7
Penalty	2	3
THIRD DOWN EFFICIENCY	4-14-29%	5-13-39%
TOTAL NET YARDS	251	342
Total Plays	60	63
Avg. Per Play	4.2	5.4
NET YARDS RUSHING	61	192
Attempts	19	35
Avg. Per Rush	3.2	5.5
NET YARDS PASSING	190	150
Sacks-Lost	7-43	5-49
Gross Yds. Passing	233	199
ATT.-COMP.-INT.	34-16-2	23-14-0
Avg. Per Play	4.6	5.4

Team Statistics (cont.)	Kansas City	Chargers
PUNTS - No.-Avg.	8-45.0	6-44.2
Blocked	0	0
TOTAL RETURN YARDS	72	78
No.-Yds. Punt Returns	2-5	4-35
No.-Yds. Kickoff Returns	1-5	0-0
No.-Yds. Int. Returns	0-0	2-43
PENALTIES - No.-Yds.	7-62	5-44
FUMBLES - No.-Lost	2-1	2-1
TOUCHDOWNS	0	2
Rushing	0	2
Passing	0	0
Returns	0	0
EXTRA POINTS M-A	0-0	2-2
FIELD GOALS M-A	0-0	1-2
FINAL SCORE	0	17
TIME OF POSSESSION	30:14	29:46

KANSAS CITY					
Rushing	Att.	Yds.	Avg.	Long	TD
Williams	12	35	2.9	8	0
McNair	3	18	6.0	6	0
Krieg	2	4	2.0	3	0
Word	2	4	2.0	3	0

Passing	Att.	Comp.	Yds.	S-L	TD	Lg.	HI
Krieg	34	16	233	7-43	0	28	2

Receiving	No.	Yds.	Long	TD
Birden	4	78	24	0
McNair	4	35	13	0
Davis	3	30	13	0
Hargain	2	46	24	0
M. Smith	1	28	28	0
Williams	1	11	11	0
Cash	1	5	5	0

Interceptions	No.	Yds.	Long	TD
None				

Punting	No.	Yds.	Avg.	TB	I-20	Long
Barker	8	360	45.0	0	4	54

Punt Returns	No.	FC	Yds.	Long	TD
Carter	1	1	1	1	0
Mincy	1	1	4	4	0

Kickoff Returns	No.	Yds.	Long	TD
Carter	1	5	5	0

CHARGERS					
Rushing	Att.	Yds.	Avg.	Long	TD
Butts	15	119	7.9	54t	1
Bieniemy	13	38	2.9	6	0
Harmon	4	27	6.8	10	0
Hendrickson	1	5	5.0	5t	1
Bernstine	1	3	3.0	3	0
Humphries	1	0	0.0	0	0

Passing	Att.	Comp.	Yds.	S-L	TD	Lg.	HI
Humphries	23	14	199	5-49	0	44	0

Receiving	No.	Yds.	Long	TD
Harmon	4	21	9	0
Walker	3	60	33	0
Miller	2	58	44	0
Butts	2	17	9	0
Lewis	1	39	39	0
Brennan	1	8	8	0
Bieniemy	1	-4	-4	0

Interceptions	No.	Yds.	Long	TD
Carrington	1	40	40	0
O'Neal	1	3	3	0

Punting	No.	Yds.	Avg.	TB	I-20	Long
Kidd	6	265	44.2	0	5	53

Punt Returns	No.	FC	Yds.	Long	TD
Byrd	0	3	0	0	0
Lewis	4	0	35	14	0

Kickoff Returns	No.	Yds.	Long	TD
None				

OFFENSIVE STARTERS

WR	LT	LG	C	RG	RT	TE	WR	QB	FB	RB
Kansas City	Birden	All	Mott	Baab	Lutz	Baldinger	Davis	Krieg	Williams	McNair
Chargers	Miller	Swayne	Motten	Hall	Richards	Thompson	Lewis	Humphries	Walker	Butts

DEFENSIVE STARTERS

DE	DT	DT	DE	LB	LB	LB	CB	CB	SS	FS
Kansas City	Smith	Phillips	Saleaumua	Griffin	Martin	Liben	Lewis	Ross	Bayless	Mincy
Chargers	Grossman	Lee	Winter	O'Neal	Rolling	Plummer	Byrd	Blaylock	Fields	Richard

1982 AFC Super Bowl Tournament

Miami Dolphins 34, San Diego Chargers 13

Sunday, January 16, 1983 - Orange Bowl (Miami, FL)

San Diego and Miami met for the second-straight year in the playoffs with the Dolphins turning the outcome around, winning 34-13. The game matched San Diego, with the league's top offense averaging 450.4 yards a game, versus Miami and the NFL's top defense, allowing 256.9 yards a game. Miami took a 24-0 lead in the second quarter as San

Diego did the year before in the first quarter. San Diego tightened the score on a 28-yard touchdown pass from Dan Fouts to Charlie Joiner and a one-yard touchdown run by Chuck Muncie, but it wasn't enough as the Dolphins marched on to victory.

Score by Quarters	Q1	Q2	Q3	Q4	OT	PTS.
Chargers	0	13	0	0	0	13
Miami	7	20	0	7	0	34

MIA	1	6:52	Moore 3 yd pass from Woodley (Von Schamann kick) [5-26]			
MIA	2	1:28	Franklin 3 yd run (Von Schamann kick) [13-89]			
MIA	2	4:31	Lee 6 yd pass from Woodley (Von Schamann kick) [7-23]			
MIA	2	7:15	Von Schamann 24 yd field goal [7-30]			
SD	2	11:14	Joiner 28 yd pass from Fouts (kick failed) [3-28]			
MIA	2	13:55	Von Schamann 23 yd field goal [7-70]			
SD	2	14:38	Muncie 1 yd run (Bentschke kick) [5-76]			
MIA	4	:42	Woodley 7 yd run (Von Schamann kick) [8-62]			
Attendance — 71,383						

Team Statistics	Chargers	Miami
TOTAL FIRST DOWNS	17	29
Rushing	5	15
Passing	9	11
Penalty	3	3
THIRD DOWN EFFICIENCY	4-11-37%	7-14-50%
TOTAL NET YARDS	241	413
Total Plays	54	80
Avg. Per Play	4.5	5.2
NET YARDS RUSHING	73	214
Attempts	17	56
Avg. Per Rush	4.3	3.8
NET YARDS PASSING	168	199
Sacks-Lost	3-23	1-16
Gross Yds. Passing	191	215
ATT.-COMP.-INT.	34-15-5	23-18-1
Avg. Per Play	4.5	8.3

Team Statistics (cont.)	Chargers	Miami
PUNTS - No.-Avg.	4-41.3	3-40.3
Blocked	0	0
TOTAL RETURN YARDS	127	98
No.-Yds. Punt Returns	3-16	2-4
No.-Yds. Kickoff Returns	7-93	3-40
No.-Yds. Int. Returns	1-18	5-54
PENALTIES - No.-Yds.	7-62	6-70
FUMBLES - No.-Lost	3-2	2-1
TOUCHDOWNS	2	4
Rushing	1	2
Passing	1	2
Returns	0	0
EXTRA POINTS M-A	1-2	4-4
FIELD GOALS M-A	0-0	2-2
FINAL SCORE	13	34
TIME OF POSSESSION	19:14	40:46

CHARGERS

Rushing	Att.	Yds.	Avg.	Long	TD
Muncie	12	56	4.7	16	1
Brooks	3	9	3.0	5	0
Cappelletti	1	5	5.0	5	0
Fouts	1	3	3.0	3	0

Passing	Att.	Comp.	Yds.	S-L	TD	Lg.	HI
Fouts	34	15	191	3-23	1	28	5

Receiving	No.	Yds.	Long	TD
Muncie	6	53	18	0
Chandler	2	38	22	0
Brooks	2	25	14	0
Sievers	2	21	16	0
Joiner	1	28	28	1
Winslow	1	18	18	0
Holohan	1	8	8	0

Interceptions	No.	Yds.	Long	TD
Fox	1	18	18	0

Punting	No.	Yds.	Avg.	TB	I-20	Long
Buford	4	165	41.3	1	2	50

Punt Returns	No.	FC	Yds.	Long	TD
Brooks	3	0	16	10	0

Kickoff Returns	No.	Yds.	Long	TD
Brooks	5	78	24	0
Sievers	1	15	15	0
Bauer	1	0	0	0

MIAMI

Rushing	Att.	Yds.	Avg.	Long	TD
Franklin	23	96	4.2	11	1
Nathan	19	83	4.7	13	0
Bennett	7	14	2.0	12	0
Woodley	3	14	4.7	7	1
Orosz	1	11	11.0	11	0
Vigorito	1	2	2.0	2	0
Jensen	2	-6	-3.0	-3	0

Passing	Att.	Comp.	Yds.	S-L	TD	Lg.	HI
Woodley	22	17	195	1-16	2	53	1
Nathan	1	1	20	0-0	0	20	0

Receiving	No.	Yds.	Long	TD
Nathan	8	55	10	0
Hardy	3	45	20	0
Celalo	2	69	53	0
Vigorito	2	22	17	0
Harris	1	15	15	0
Lee	1	6	6	1
Moore	1	3	3	1

Interceptions	No.	Yds.	Long	TD
Small	1	16	16	0
G. Blackwood	2	19	19	0
McNeal	1	20	20	0
L. Blackwood	1	-1	-1	0

Punting	No.	Yds.	Avg.	TB	I-20	Long
Orosz	3	121	40.3	0	1	41

Punt Returns	No.	FC	Yds.	Long	TD
Vigorito	2	0	4	6	0
Kozlowski	0	1	0	0	0

Kickoff Returns	No.	Yds.	Long	TD
Walker	2	28	17	0
Hill	1	12	12	0

OFFENSIVE STARTERS

WR	LT	LG	C	RG	RT	TE	WR	QB	FB	RB	
Chargers	Joiner	Shields	Wilkinson	Macek	White	Washington	Winslow	Chandler	Fouts	Sievers	Muncie
Miami	Harris	Glesler	Keuchenberg	Stephenson	Toews	Laako	Harly	Celalo	Woodley	Nathan	Hardy

DEFENSIVE STARTERS

DE	DT	DT	DE	LB	LB	CB	CB	SS	FS
Chargers	Jones	Johnson	Kelcher	Ferguson	Lowe	Thrift	Lewis	Williams	Allen
Miami	Bokamper	Baumhower	Bettlers	Bruzdzinski	Duha	Rhone	Gordon	Small	McNeal
								G. Blackwood	L. Blackwood

GAMEDAY

★ AMERICAN ★
FOOTBALL
CONFERENCE

ROUND TWO

SUPER BOWL TOURNAMENT

★ NATIONAL ★
FOOTBALL
CONFERENCE

SCHEDULED VS. CHARGERS

HISTORY



1982 AFC Super Bowl Tournament

San Diego Chargers 31, Pittsburgh Steelers 28

Sunday, January 9, 1983 - Three Rivers Stadium (Pittsburgh, PA)

The Chargers, the fifth-seeded AFC team in the Super Bowl Tournament, played the opening round of the playoffs on the road for the first time, facing the AFC's fourth-seeded team, Pittsburgh. Trailing 14-3 with 4:54 remaining in the first quarter, the Chargers took a 17-14 lead into the locker room at halftime on the strength of an 18-yard **James Brooks** touchdown run and a 10-yard scoring pass from **Dan Fouts** to **Eric Sievers**. With 14:10 remaining in the game, Fouts threw an eight-yard touchdown strike on fourth down to **Kellen Winslow** to move San Diego within four

points at 28-24. With 3:59 left to play, San Diego mounted its winning drive, an eight-play, 64-yard march that climaxed when Fouts hit Winslow on a screen pass that Winslow carried 12 yards to victory. The workhorse of the Chargers' offense was **Chuck Muncie**, who gained 126 yards on 25 attempts. It was Muncie's third-straight 100 yard performance and second-straight against the league's number one rated run defense. Fouts threw for 333 yards against the Steelers, his fifth career 300-yard effort in the playoffs.

Score by Quarters	Q1	Q2	Q3	Q4	OT	PTS.
Chargers	3	14	0	14	0	31
Pittsburgh	14	0	7	7	0	28

PIT	1	:12	Ruff recovers Brooks fumble of kickoff in end zone (Anderson kick)			
SD	1	4:50	Benirschke 25 yd field goal [11-91]			
PIT	1	10:06	Bradshaw 1 yd run (Anderson kick) [9-71]			
SD	2	:06	Brooks 18 yd run (Benirschke kick) [11-80]			
SD	2	14:32	Sievers 10 yd pass from Fouts (Benirschke kick) [7-64]			
PIT	3	4:48	Cunningham 2 yd pass from Bradshaw (Anderson kick) [8-74]			
PIT	4	:50	Stallworth 9 yd pass from Bradshaw (Anderson kick) [10-86]			
SD	4	6:18	Winslow 8 yd pass from Fouts (Benirschke kick) [5-29]			
SD	4	14:00	Winslow 2 yd pass from Fouts (Benirschke kick) [8-64]			
Attendance — 53,546						



Team Statistics	Chargers	Pittsburgh
TOTAL FIRST DOWNS	29	26
Rushing	6	6
Passing	19	19
Penalty	4	1
THIRD DOWN EFFICIENCY	9-14-64%	6-12-50%
TOTAL NET YARDS	479	422
Total Plays	71	62
Avg. Per Play	6.7	6.8
NET YARDS RUSHING	146	97
Attempts	29	23
Avg. Per Rush	5.0	4.2
NET YARDS PASSING	333	325
Sacks-Lost	0-0	0-0
Gross Yds. Passing	333	325
ATT.-COMP.-INT.	42-21-0	39-28-2
Avg. Per Play	7.9	8.3

Team Statistics (cont.)	Chargers	Pittsburgh
PUNTS - No.-Avg.	1-48.0	2-32.5
Blocked	0	0
TOTAL RETURN YARDS	79	102
No.-Yds. Punt Returns	0-0	1-12
No.-Yds. Kickoff Returns	3-36	5-90
No.-Yds. Int. Returns	2-43	0-0
PENALTIES - No.-Yds.	6-51	6-54
FUMBLES - No.-Lost	3-2	1-0
TOUCHDOWNS	4	4
Rushing	1	1
Passing	3	2
Returns	0	1
EXTRA POINTS M-A	4-4	4-4
FIELD GOALS M-A	1-1	0-0
FINAL SCORE	31	28
TIME OF POSSESSION	30:23	29:37

CHARGERS					
Rushing	Att.	Yds.	Avg.	Long	TD
Muncie	25	126	5.0	17	0
Brooks	5	20	6.7	18t	1
Cappelletti	1	0	0.0	0	0

Passing	Att.	Comp.	Yds.	S-L	TD	Lg.	HI
Fouts	42	27	333	0-0	3	33	0

Receiving	No.	Yds.	Long	TD
Chandler	9	124	33	0
Winslow	7	102	30	2
Joiner	5	68	16	0
Sievers	2	17	10t	1
Muncie	1	12	12	0
Fitzkee	1	8	8	0
Brooks	1	4	4	0
Cappelletti	1	-2	-2	0

Interceptions	No.	Yds.	Long	TD
Laird	1	35	35	0
Allen	1	8	8	0

Punting	No.	Yds.	Avg.	TB	I-20	Long
Buford	1	48	48.0	0	0	48

Punt Returns	No.	FC	Yds.	Long	TD
Brooks	0	1	0	0	0

Kickoff Returns	No.	Yds.	Long	TD
Brooks	3	36	36	0

CINCINNATI							
Rushing	Att.	Yds.	Avg.	Long	TD		
Harris	10	35	3.5	7	0		
Pollard	9	47	5.2	18	0		
Hawthorne	2	3	1.5	2	0		
Bradshaw	2	12	6.0	11	1		

Passing	Att.	Comp.	Yds.	S-L	TD	Lg.	HI
Bradshaw	39	28	325	0-0	2	40	2

Receiving	No.	Yds.	Long	TD
Harris	11	71	17	0
Stallworth	8	116	22	1
Cunningham	5	55	16	1
Pollard	2	29	20	0
Smith	1	40	40	0
Swann	1	14	14	0

Interceptions	No.	Yds.	Long	TD
None				

Punting	No.	Yds.	Avg.	TB	I-20	Long
Goodson	2	65	32.5	0	1	45

Punt Returns	No.	FC	Yds.	Long	TD
Woods	1	0	12	12	0

Kickoff Returns	No.	Yds.	Long	TD
Abercrombie	4	72	24	0
Pollard	1	18	18	0

OFFENSIVE STARTERS											
	WR	LT	LG	C	RG	RT	TE	WR	QB	FB	RB
Chargers	Joiner	Shields	Wilkinson	Maoek	White	Washington	Winslow	Chandler	Fouts	Cappelletti	Muncie
Pittsburgh	Stallworth	Pinney	Wolfey	Webster	Courson	Brown	Cunningham	Swann	Bradshaw	Pollard	Harris


DEFENSIVE STARTERS											
	DE	DT	DT	DE	LB	LB	LB	CB	CB	SS	FS
Chargers	Jones	Johnson	Kelcher	Ferguson	Lowe	Thrift	King	Williams	Allen	Laird	Fox
Pittsburgh	Goodman	Dunn	Nelson	Ham	Lambert	Toews	Cole	Woodruff	Blount	Shell	Johnson

HISTORY

1981 AFC Championship Game Cincinnati Bengals 27, San Diego Chargers 7 Sunday, January 10, 1982 - Riverfront Stadium (Cincinnati, OH)

The Chargers lost to Cincinnati in the AFC Championship game on the coldest day in NFL history. Temperature in Cincinnati dipped to nine-degrees-below-zero with the wind chill factor measuring 59-below zero. Cincinnati won the coin toss and elected to kick off, forcing San Diego to go into the wind in the first quarter. The Bengals moved ahead 10-0 before the teams switched directions in the second period and the Chargers scored on their first possession on a 33-yard screen pass from **Dan Fouts** to **Kellen Winslow**, and Cincinnati led 17-7 at halftime. The Chargers were the

statistical leaders in the first half, but three turnovers within the Bengals' 33-yard line proved the difference. San Diego turned the ball over to start the third quarter leading to another Cincinnati score, and a three-yard touchdown pass from **Ken Anderson** to **Don Bass** culminated an 8:08 drive in the final period to clinch the Bengals victory. **Wes Chandler** led all receivers with six catches for 79 yards and **Chuck Muncie** led all rushers with 23 carries and 94 yards.



Score by Quarters	Q1	Q2	Q3	Q4	OT	PTS.
Chargers	0	7	0	0	0	7
Cincinnati	10	7	3	7	0	27

CIN	1	6:55	Breech 31 yd field goal [10-51]
CIN	1	7:54	Harris 8 yd pass from Anderson (Breech kick) [2-12]
SD	2	1:26	Winslow 33 yard pass from Fouts (Benirschke kick) [6-55]
CIN	2	5:03	Johnson 1 yd run (Breech kick) [7-55]
CIN	3	7:13	Breech 38 yd field goal [8-39]
CIN	4	8:08	Bass 3 yd pass from Anderson (Breech kick) [14-68]
Attendance — 46,302			

Team Statistics	Chargers	Cincinnati
TOTAL FIRST DOWNS	18	19
Rushing	11	8
Passing	7	11
Penalty	0	0
THIRD DOWN EFFICIENCY	5-12-42%	5-11-46%
TOTAL NET YARDS	301	318
Total Plays	61	59
Avg. Per Play	4.9	5.4
NET YARDS RUSHING	128	143
Attempts	31	36
Avg. Per Rush	4.1	3.9
NET YARDS PASSING	173	175
Sacks-Lost	2-12	0-0
Gross Yds. Passing	185	175
ATT.-COMP.-INT.	28-15-2	23-15-0
Avg. Per Play	5.8	7.6

Team Statistics (cont.)	Chargers	Cincinnati
PUNTS - No.-Avg.	2-29.5	3-30.6
Blocked	0	0
TOTAL RETURN YARDS	139	64
No.-Yds. Punt Returns	1-7	0-0
No.-Yds. Kickoff Returns	7-132	1-40
No.-Yds. Int. Returns	0-0	2-24
PENALTIES - No.-Yds.	2-15	3-25
FUMBLES - No.-Lost	4-2	3-1
TOUCHDOWNS	1	3
Rushing	0	1
Passing	1	2
Returns	0	0
EXTRA POINTS M-A	1-1	3-3
FIELD GOALS M-A	0-2	2-2
FINAL SCORE	7	27
TIME OF POSSESSION	29:42	30:18

CHARGERS

Rushing	Att.	Yds.	Avg.	Long	TD
Muncie	23	94	4.1	11	0
Brooks	6	23	3.8	9	0
Fouts	1	6	6.0	6	0
Cappelletti	1	5	5.0	5	0

Passing	Att.	Comp.	Yds.	S-L	TD	Lg.	HI
Fouts	28	15	185	2-12	1	33t	2

Receiving	No.	Yds.	Long	TD
Chandler	6	79	25	0
Winslow	3	47	33t	1
Joiner	3	41	21	0
Brooks	2	5	4	0
Sievers	1	13	13	0

Interceptions	No.	Yds.	Long	TD
None				

Punting	No.	Yds.	Avg.	TB	I-20	Long
Roberts	2	59	29.5	0	0	32

Punt Returns	No.	FC	Yds.	Long	TD
Chandler	1	0	7	0	0

Kickoff Returns	No.	Yds.	Long	TD
Brooks	4	87	36	0
Beaudoin	2	38	19	0
Shaw	1	7	7	0

CINCINNATI

Rushing	Att.	Yds.	Avg.	Long	TD
Johnson	21	80	3.8	11	1
Anderson	5	39	7.8	13	0
Alexander	9	22	2.4	4	0
Collinsworth	1	2	2.0	2	0

Passing	Att.	Comp.	Yds.	S-L	TD	Lg.	HI
Anderson	22	14	161	0-0	2	19	0
Thompson	1	1	14	0-0	0	14	0

Receiving	No.	Yds.	Long	TD
Ross	5	69	19	0
Alexander	3	25	16	0
Collinsworth	2	28	16	0
Curtis	2	28	15	0
Johnson	1	14	14	0
Harris	1	8	8t	1
Bass	1	3	3t	1

Interceptions	No.	Yds.	Long	TD
Kemp	1	24	24	0
Breeden	1	0	0	0

Punting	No.	Yds.	Avg.	TB	I-20	Long
McInally	3	92	30.6	0	0	35

Punt Returns	No.	FC	Yds.	Long	TD
None					

Kickoff Returns	No.	Yds.	Long	TD
Verser	1	40	40	0

OFFENSIVE STARTERS

	WR	LT	LG	C	RG	RT	TE	WR	QB	FB	RB
Chargers	Joiner	Shields	Wilkinson	Macek	White	Washington	Winslow	Chandler	Fouts	Muncie	Brooks
Cincinnati	Collinsworth	Munoz	Lapham	Bush	Montoya	Wilson	Ross	Curtis	Anderson	Alexander	Johnson

DEFENSIVE STARTERS

	DE	DT	DT	DE	LB	LB	LB	CB	CB	SS	FS
Chargers	Woodcock	Johnson	Kelcher	Jones	Lowe	Horn	King	Williams	Buchanan	Edwards	Shaw
Cincinnati	Edwards	Whitley	Browner	Harris	LeClair	Cameron	Williams	Breeden	Riley	Kemp	Hicks

HISTORY

1981 AFC Divisional Playoff Game San Diego Chargers 41, Miami Dolphins 38 Saturday, January 2, 1982 - Orange Bowl (Miami, FL)

The Chargers traveled to Miami's Orange Bowl to face AFC East Division champion Miami and won an epic struggle, 41-38, on a 29-yard **Rolf Benirschke** field goal at the 13:52 mark of the first overtime period. San Diego jumped out to an early 24-0 lead, only to have the Dolphins close the gap under the direction of substitute quarterback **Don Strock**. The score was 24-17 at half-time and in the second half the Dolphins knotted the score at 24 and again at 31 before assuming their first lead, 38-31, on a 12-yard run by **Tony Nathan**. The Chargers took a Dolphin turnover and converted it into a 10-play, 62-yard drive, climaxed by a nine-yard pass from **Dan Fouts** to **James Brooks** with 58 seconds remaining in regulation. A Dolphin 43-yard field goal try with four seconds remaining was blocked by **Kellen Winslow**, forcing the

game into the overtime period. In overtime, both teams had the opportunity to clinch victory on field-goal attempts. Benirschke missed a 27-yard attempt and **Uwe Von Schamann** had his attempt blocked by **Leroy Jones**. The Chargers' game-winning drive was highlighted by receptions of 20 and 29 yards by **Wes Chandler** and **Charlie Joiner**, respectively. **Dan Fouts'** passing performance resulted in records for completions, attempts, and yards in a division playoff, and Winslow's 13 receptions broke the division playoff record of 10 receptions, set by Pittsburgh's **John Stallworth** in 1978. Chandler had a 56-yard punt return for a touchdown for the Chargers, the first punt return for a touchdown in an AFC divisional playoff game. The Chargers broke 15 divisional playoff team records and tied two others.

Score by Quarters	Q1	Q2	Q3	Q4	OT	PTS.
Chargers	24	0	7	7	3	41
Miami	0	17	14	7	0	38

SD	1	5:11	Benirschke 32 yd field goal [9-64]			
SD	1	7:36	Chandler 56 yd punt return (Benirschke kick)			
SD	1	11:02	Muncie 1 yd run (Benirschke kick) [7-29]			
SD	1	13:29	Brooks 8 yd pass from Fouts (Benirschke kick) [3-11]			
MIA	2	6:29	Von Schamann 34 yd field goal [10-63]			
MIA	2	12:15	Rose 1 yd pass from Strock (Von Schamann kick) [7-39]			
MIA	2	15:00	Nathan 25 yd run off lateral from Harris after 15 yd pass from Strock (Von Schamann kick) [4-63]			
MIA	3	4:10	Rose 15 yd pass from Strock (Von Schamann kick) [8-74]			
SD	3	10:45	Winslow 25 yd pass from Fouts (Benirschke kick) [6-60]			
MIA	3	13:32	Hardy 50 yd pass from Strock (Von Schamann kick) [6-83]			
MIA	4	:07	Nathan 12 yd run (Von Schamann kick) [2-15]			
SD	4	14:02	Brooks 9 yd pass from Fouts (Benirschke kick) [10-82]			
SD	OT	13:52	Benirschke 29 yd field goal [6-74]			



Team Statistics	Chargers	Miami
TOTAL FIRST DOWNS	33	25
Rushing	10	3
Passing	21	21
Penalty	2	1
THIRD DOWN EFFICIENCY	8-15-53%	8-16-50%
TOTAL NET YARDS	564	466
Total Plays	85	78
Avg. Per Play	6.6	6.0
NET YARDS RUSHING	149	78
Attempts	29	28
Avg. Per Rush	5.1	2.8
NET YARDS PASSING	415	388
Sacks-Lost	2-18	3-29
Cross Yds. Passing	433	417
ATT. COMP.-INT.	54-33-1	41-30-2
Avg. Per Play	7.4	7.8

Team Statistics (cont.)	Chargers	Miami
PUNTS - No.-Avg.	4-40.3	5-42.0
Blocked	0	0
TOTAL RETURN YARDS	169	140
No.-Yds. Punt Returns	2-64	1-12
No.-Yds. Kickoff Returns	6-90	6-98
No.-Yds. Int. Returns	2-35	1-30
PENALTIES - No.-Yds.	8-45	7-44
FUMBLES - No.-Lost	3-3	2-1
TOUCHDOWNS	5	5
Rushing	1	1
Passing	3	4
Returns	1	0
EXTRA POINTS M-A	5-5	5-5
FIELD GOALS M-A	2-4	1-3
FINAL SCORE	38	38
TIME OF POSSESSION	37:44	38:08

	CHARGERS				
	Att.	Yds.	Avg.	Long	TD
Rushing					
Muncie	24	120	5.0	18	1
Brooks	3	19	6.3	14	0
Fouts	2	10	5.0	8	0

	MIAMI				
	Att.	Yds.	Avg.	Long	TD
Rushing					
Nathan	14	48	3.4	12	1
Franklin	5	9	1.8	3	0
Woodley	1	10	10.0	10	0
Hill	3	8	2.7	4	0
Vigorito	1	6	6.0	6	0

	PASSING							
	Att.	Comp.	Yds.	S-L	TD	Lg.	HI	
Fouts	53	33	433	2-18	3	47	1	
Muncie	1	0	0	0-0	0	0	0	

	PASSING							
	Att.	Comp.	Yds.	S-L	TD	Lg.	HI	
Strock	42	28	397	0-0	4	50	1	
Woodley	5	2	20	3-29	0	15	1	

	RECEIVING				
	No.	Yds.	Long	TD	
Winslow	13	166	31	1	
Joiner	7	108	39	0	
Chandler	6	106	47	0	
Brooks	4	31	8	2	
Muncie	2	5	8	0	
Scales	1	17	17	0	

	RECEIVING				
	No.	Yds.	Long	TD	
Nathan	8	108	27	1	
Harris	6	106	30	0	
Hardy	5	89	50	1	
Rosa	4	37	15	2	
Cefalo	3	62	23	0	
Vigorito	2	12	8	0	
Hill	2	3	2	0	

	INTERCEPTIONS				
	No.	Yds.	Long	TD	
Edwards	1	35	35	0	
Buchanan	1	0	0	0	

	INTERCEPTIONS				
	No.	Yds.	Long	TD	
Blackwood	1	8	8	0	
Small	0	22	22	0	

	PUNTING				
	No.	Yds.	Avg.	TB	I-20
Roberts	4	161	40.3	3	0

	PUNTING				
	No.	Yds.	Avg.	TB	I-20
Orosz	5	210	42.0	1	0

	PUNT RETURNS				
	No.	FC	Yds.	Long	TD
Chandler	1	0	56	56	1
Brooks	1	1	8	8	0

	PUNT RETURNS				
	No.	FC	Yds.	Long	TD
Vigorito	1	0	12	12	0

	KICKOFF RETURNS				
	No.	Yds.	Long	TD	
Brooks	5	75	33	0	
Beaudoin	1	15	15	0	

	KICKOFF RETURNS				
	No.	Yds.	Long	TD	
Walker	1	18	18	0	
Vigorito	4	67	21	0	
Hill	1	13	13	0	

	OFFENSIVE STARTERS											
	WR	LT	LG	C	RG	RT	TE	WR	QB	FB	RB	
Chargers	Joiner	Shields	Walters	Donnard	White	Washington	Winslow	Chandler	Fouts	Muncie	Cappelletti	
Miami	Cefalo	Giesler	Kaucherberg	Donnard	Newman	Lasko	Lee	Moore	Woodley	Hardy	Franklin	

	DEFENSIVE STARTERS											
	DE	DT	DT	DE	LB	LB	CB	CB	SS	FS		
Chargers	Woodcock	Johnson	Kelcher	Jones	Lowe	Horn	Williams	Buchanan	Edwards	Shaw		
Miami	Bettors	Baumbower	Herder	Brudzinski	Rhone	Duhe	Walker	Small	G. Blackwood	L. Blackwood		

1980 AFC Championship Game Oakland Raiders 34, San Diego Chargers 27 Sunday, January 11, 1981 - Jack Murphy Stadium (San Diego, CA)

Oakland took a 28-7 lead in the first half and then held off a late San Diego bid to beat the Chargers for the American Football Conference championship. On the third play from scrimmage, Raiders quarterback **Jim Plunkett** had a pass bounce off the hands of his intended receiver, **Kenny King**, and into the grasp of **Raymond Chester**, who took the pass in for a 65-yard score. San Diego's initial drive was halted when **John Jefferson** slipped on the wet turf and **Dan Fouts'** pass zipped into the hands of defender **Lester Hayes**. The Chargers tied the score minutes later on a 48-yard pass from Fouts to **Charlie Joiner**. Oakland retaliated with a 76-yard scoring drive, aided by a Plunkett pass to **Cliff Branch** for 48 yards and a pass interference penalty. By the end of the first quarter, Oakland led 21-7, and the

two quarterbacks had combined for 314 yards passing. Oakland later scored on a three-yard run by **Mark Van Eeghen**, making the score 28-7. San Diego scored near the end of the first half on an eight-yard pass from Fouts to Joiner. **Rolf Benirschke** kicked a 26-yard field goal and **Chuck Muncie** scored from six yards to narrow Oakland's lead to 28-24 in the third quarter. Oakland then marched 68 and 37 yards to set up two **Chris Bahr** field goals while running 10:38 off the clock. Trailing 34-24, Fouts took the Chargers 72 yards in 12 plays, getting a field goal from Benirschke that left them one touchdown behind with 6:52 to play, but Oakland controlled the ball for the final 6:52 and held on for the victory.



Score by Quarters	Q1	Q2	Q3	Q4	OT	PTS.
Oakland	21	7	3	3	0	34
Chargers	7	7	10	3	0	27

OAK	1	1:35	Chester 65 yd pass from Plunkett (Bahr kick) [3-71]			
SD	1	7:04	Joiner 48 yd pass from Fouts (Benirschke kick) [3-62]			
OAK	1	11:14	Plunkett 5 yd run (Bahr kick) [7-76]			
OAK	1	13:25	King 21 yd pass from Plunkett (Bahr kick) [4-49]			
OAK	2	8:34	Van Eeghen 3 yd run (Bahr kick) [7-29]			
SD	2	13:55	Joiner 8 yd pass from Fouts (Benirschke kick) [13-64]			
SD	3	4:34	Benirschke 26 yd field goal [12-68]			
SD	3	8:47	Muncie 6 yd run (Benirschke kick) [6-41]			
OAK	3	14:11	Bahr 27 yd field goal [9-68]			
OAK	4	5:14	Bahr 33 yd field goal [10-37]			
SD	4	8:08	Benirschke 27 yd field goal [12-72]			
Attendance — 52,428						

Team Statistics	Oakland	Chargers
TOTAL FIRST DOWNS	21	26
Rushing	8	6
Passing	12	17
Penalty	1	3
THIRD DOWN EFFICIENCY	9-16-56%	8-13-62%
TOTAL NET YARDS	362	434
Total Plays	66	71
Avg. Per Play	5.5	6.1
NET YARDS RUSHING	138	83
Attempts	42	23
Avg. Per Rush	3.3	3.6
NET YARDS PASSING	224	351
Sacks-Lost	6-37	2-13
Gross Yds. Passing	261	364
ATT-COMP-INT.	18-14-0	46-23-2
Avg. Per Play	9.3	7.3

Team Statistics (cont.)	Oakland	Chargers
PUNTS - No.-Avg.	4-56.0	2-40.5
Blocked	0	0
TOTAL RETURN YARDS	164	140
No.-Yds. Punt Returns	2-20	2-41
No.-Yds. Kickoff Returns	6-103	6-99
No.-Yds. Int. Returns	2-41	0-0
PENALTIES - No.-Yds.	7-54	6-45
FUMBLES - No.-Lost	0-0	5-1
TOUCHDOWNS	4	3
Rushing	5	2
Passing	2	2
Returns	0	0
EXTRA POINTS M-A	4-4	3-3
FIELD GOALS M-A	2-2	2-2
FINAL SCORE	34	27
TIME OF POSSESSION	35:03	24:57

OAKLAND					
Rushing	Att.	Yds.	Avg.	Long	TD
Van Eeghen	20	85	4.3	10	0
King	11	35	3.2	8	0
Jensen	2	7	3.5	4	0
Plunkett	4	6	1.5	5t	1
Whittington	5	5	1.0	2	0

PASSING					
Player	Att.	Comp.	Yds.	S-L	TD
Plunkett	18	14	261	6-37	2

RECEIVING					
Player	No.	Yds.	Long	TD	
Chester	5	102	65t	1	
Branch	3	78	48	0	
King	2	43	22	1	
Chandler	2	27	16	0	
Whittington	2	11	6	0	

INTERCEPTIONS					
Player	No.	Yds.	Long	TD	
Owens	1	25	25	0	
Hayes	1	16	16	0	

PUNTING					
Player	No.	Yds.	Avg.	TB	I-20
Guy	4	224	56.0	1	0

PUNT RETURNS					
Player	No.	FC	Yds.	Long	TD
Matthews	2	0	20	14	0

KICKOFF RETURNS					
Player	No.	Yds.	Long	TD	
Whittington	4	67	24	0	
Moody	2	36	21	0	

CHARGERS					
Rushing	Att.	Yds.	Avg.	Long	TD
Thomas	12	48	4.0	9	0
Muncie	9	34	3.8	16	1
Fouts	1	2	2.0	2	0
Smith	1	-1	-1.0	-1	0

PASSING					
Player	Att.	Comp.	Yds.	S-L	TD
Fouts	45	22	336	2-13	2
Winslow	1	28	0-0	0	28

RECEIVING					
Player	No.	Yds.	Long	TD	
Joiner	6	130	48t	2	
Thomas	5	40	24	0	
Jefferson	4	71	28	0	
Smith	3	76	55	0	
Winslow	3	42	21	0	
Muncie	2	5	3	0	

INTERCEPTIONS					
Player	No.	Yds.	Long	TD	
None					

PUNTING					
Player	No.	Yds.	Avg.	TB	I-20
Partridge	2	81	40.5	0	0

PUNT RETURNS					
Player	No.	FC	Yds.	Long	TD
Fuller	2	1	41	28	0

KICKOFF RETURNS					
Player	No.	Yds.	Long	TD	
Bauer	5	89	27	0	
Duncan	1	10	10	0	

	OFFENSIVE STARTERS										
	WR	LT	LG	C	RG	RT	TE	WR	QB	FB	RB
Oakland	Branch	Shell	Upshaw	Dalby	Marvin	Lawrence	Chester	Chandler	Plunkett	King	Van Eeghen
Chargers	Joiner	Shields	Wikerson	Maack	White	Audick	Winslow	Jefferson	Fouts	Muncie	Smith
	DEFENSIVE STARTERS										
	DE	DT	DT	DE	LB	LB	LB	CB	CB	SS	FS
Oakland	Matuszak	Kinlaw	Browning	Henricks	Millen	Nelson	Marlin	Hayes	O'Steen	Davis	Owens
Chargers	Dean	Johnson	Kelcher	Jones	Preston	Horn	Low	Williams	Buchanan	Edwards	Fuller

HISTORY



1980 AFC Divisional Playoff Game San Diego Chargers 20, Buffalo Bills 14 Saturday, January 3, 1981 - San Diego Stadium (San Diego, CA)

Quarterback **Dan Fouts** connected with **Ron Smith** on a 50-yard touchdown pass with 2:08 remaining in the fourth quarter. Fouts completed the pass on a third-down-and-10 situation with the Chargers trailing 14-13. The Chargers advanced to the American Football Conference championship against Oakland. Fouts completed 22 of 37 passes for 314 yards and two touchdowns. This was the 20th time in Fouts' career he passed for more than 300 yards in a game. The Chargers' defense held Buffalo to 97 yards rushing. The 50-yard, game-winning touchdown pass was the longest reception of Smith's career. He had caught four passes for 48 yards during the 1980 regular season. The Chargers trailed at halftime, 14-13. Momentum changed

after halftime with the Chargers going 70 yards in four plays for a touchdown on the first series. **Chuck Muncie** ran for 18 yards, then **Charlie Joiner** caught a 45-yard pass, the next play resulted in a two-yard loss and then Joiner capped off the drive with a nine-yard scoring reception, making the score 14-10. A 22-yard field goal by **Rolf Benirschke** narrowed the gap to 14-13 in the fourth period. The Chargers started their final drive at the Buffalo 31-yard line with 3:59 to play. Two passes, two yards to **Mike Thomas** and 17 yards to **John Jefferson** got the ball to the 50-yard line.



Score by Quarters	Q1	Q2	Q3	Q4	OT	PTS.
Buffalo	0	14	0	0	0	14
Chargers	3	0	7	10	0	20

SD 1	11:16	Benirschke 22 yd field goal [12-69]
BUF 2	:44	Leaks 1 yd run (Mike-Mayer kick) [12-72]
BUF 2	14:44	Lewis 9 yd pass from Ferguson (Mike-Mayer kick) [4-33]
SD 3	1:34	Joiner 9 yd pass from Fouts (Benirschke kick) [4-70]
SD 4	:51	Benirschke 22 yd field goal [8-45]
SD 4	12:52	Smith 50 yd pass from Fouts (Benirschke kick) [5-69]
Attendance	— 52,028	

Team Statistics	Buffalo	Chargers
TOTAL FIRST DOWNS	17	21
Rushing	6	6
Passing	9	14
Penalty	2	1
THIRD DOWN EFFICIENCY	5-14-36%	2-11-18%
TOTAL NET YARDS	244	397
Total Plays	66	64
Avg. Per Play	3.7	6.2
NET YARDS RUSHING	97	96
Attempts	33	25
Avg. Per Rush	2.9	3.8
NET YARDS PASSING	147	301
Sacks-Lost	3-33	2-13
Gross Yds. Passing	180	314
ATT.-COMP.-INT.	30-15-3	37-22-1
Avg. Per Play	4.5	7.7

Team Statistics (cont.)	Buffalo	Chargers
PUNTS - No.-Avg.	6-44.5	4-27.8
Blocked	0	1
TOTAL RETURN YARDS	97	126
No.-Yds. Punt Returns	2-13	3-29
No.-Yds. Kickoff Returns	5-84	3-50
No.-Yds. Int. Returns	1-0	3-47
PENALTIES - No.-Yds.	5-40	6-66
FUMBLES - No.-Lost	0-0	3-2
TOUCHDOWNS	2	2
Rushing	1	0
Passing	1	2
Returns	0	0
EXTRA POINTS M-A	2-2	2-2
FIELD GOALS M-A	0-2	2-3
FINAL SCORE	14	20
TIME OF POSSESSION	33:14	26:46

BUFFALO							
Rushing	Att.	Yds.	Avg.	Long	TD		
Cribbs	18	53	2.9	9	0		
Manucci	2	21	10.5	15	0		
Brown	9	17	1.9	5	0		
Leaks	4	6	1.5	2	1		
Passing	Att.	Comp.	Yds.	S-L	TD	Lg.	HI
Ferguson	24	15	180	3-33	1	19	3
Manucci	1	0	0	0-0	0	0	0
Receiving	No.	Yds.	Long	TD			
Brammer	4	62	19	0			
Cribbs	4	36	11	0			
Lewis	3	45	18	1			
Butler	2	19	12	0			
Hooks	1	1	1	0			
Leaks	1	17	17	0			
Interceptions	No.	Yds.	Long	TD			
Simpson	1	0	0	0			
Punting	No.	Yds.	Avg.	TB	I-20	Long	
Cater	6	267	44.5	2	0	55	
Punt Returns	No.	FC	Yds.	Long	TD		
Hooks	2	0	13	7	0		
Kickoff Returns	No.	Yds.	Long	TD			
Solomon	5	84	26	0			

CHARGERS							
Rushing	Att.	Yds.	Avg.	Long	TD		
Muncie	18	80	4.4	18	0		
Thomas	5	22	4.4	8	0		
Fouts	2	-6	-3.0	-3	0		
Passing	Att.	Comp.	Yds.	S-L	TD	Lg.	HI
Fouts	37	22	314	2-13	2	50	1
Receiving	No.	Yds.	Long	TD			
Jefferson	7	102	24	0			
Muncie	6	53	16	0			
Joiner	4	83	45	1			
McCrary	2	19	11	0			
Smith	1	50	50	1			
Winslow	1	5	5	0			
Thomas	1	2	2	0			
Interceptions	No.	Yds.	Long	TD			
Edwards	2	27	15	0			
Fuller	1	20	20	0			
Punting	No.	Yds.	Avg.	TB	I-20	Long	
Partridge	3	111	37.0	0	0	52	
Punt Returns	No.	FC	Yds.	Long	TD		
Fuller	3	1	29	11	0		
Kickoff Returns	No.	Yds.	Long	TD			
Bauer	2	39	25	0			
Duncan	1	11	11	0			

OFFENSIVE STARTERS											
WR	LT	LG	C	RG	RT	TE	WR	QB	FB	RB	
Buffalo Chargers	Butler Joiner	Jones Shields	McKenzie Wilkinson	Grant Maceak	Dobler White	Devlin Audick	Brammer Winslow	Lewis Jefferson	Ferguson Fouts	Brown Muncie	Cribbs McCrary

DEFENSIVE STARTERS										
DE	DT	DT	DE	LB	LB	LB	CB	CB	SS	FS
Buffalo Chargers	Williams DeJurnett	Smerlas Johnson	White Kelcher	Sanford Jones	Nelson Preston	Robertson Horn	Clark Williams	Romes Buchanan	Freeman Edwards	Simpson Fuller

1979 AFC Divisional Playoff Game Houston Oilers 17, San Diego Chargers 14 Saturday, December 29, 1979 - San Diego Stadium (San Diego, CA)

The Chargers 1979 season, featuring one of the best teams in franchise history, ended in disappointment as the Bolts fell to the Houston Oilers, 17-14, in a Divisional Playoff game at San Diego Stadium. The Chargers were rolling early and took a 7-0 lead on **Clarence Williams'** one-yard touchdown on the Bolts first offensive possession of the game. Houston scored 10 unanswered points in the second quarter and led at the half, 10-7. On the opening drive of the third quarter, San Diego reclaimed the lead when **Lydell Mitchell** capped off a six-play, 65-yard drive with an

eight-yard touchdown for a 14-10 lead. Houston came back later in the quarter as **Mike Renfro** caught a 47-yard touchdown pass from **Gifford Nielsen** and the Oilers jumped out to a 17-14 lead. The Chargers tried to fight back in the fourth quarter, but two **Dan Fouts** interceptions proved costly and Houston upset the Chargers and eliminated them from the playoffs.



Score by Quarters	Q1	Q2	Q3	Q4	OT	PTS.
Houston	0	10	7	0	0	17
Chargers	7	0	7	0	0	14

SD	1	10:11	Williams 1 yd run (Wood kick) [11-81]			
HOU	2	10:58	Fritsch 26 yd field goal [5-20]			
HOU	2	14:41	Clark 1 yd run (Fritsch kick) [8-38]			
SD	3	1:52	Mitchell 8 yd run (Wood kick) [6-65]			
HOU	3	12:55	Renfro 47 yd pass from Nielsen (Fritsch kick) [3-46]			
Attendance — 51,192						

Team Statistics	Houston	Chargers
TOTAL FIRST DOWNS	15	25
Rushing	9	6
Passing	5	17
Penalty	1	2
THIRD DOWN EFFICIENCY	8-16-50%	7-13-54%
TOTAL NET YARDS	259	380
Total Plays	59	68
Avg. Per Play	4.4	5.6
NET YARDS RUSHING	148	63
Attempts	40	19
Avg. Per Rush	3.7	3.3
NET YARDS PASSING	111	317
Sacks-Lost	0-0	2-16
Gross Yds. Passing	111	333
ATT.-COMP.-INT.	19-10-1	47-25-5
Avg. Per Play	5.8	6.5

Team Statistics (cont.)	Houston	Chargers
PUNTS - No.-Avg.	6-40.7	2-32.0
Blocked	0	0
TOTAL RETURN YARDS	89	113
No.-Yds. Punt Returns	1-25	3-29
No.-Yds. Kickoff Returns	3-53	4-84
No.-Yds. Int. Returns	5-11	1-0
PENALTIES - No.-Yds.	5-45	6-30
FUMBLES - No.-Lost	0-0	0-0
TOUCHDOWNS	2	2
Rushing	1	2
Passing	1	0
Returns	0	0
EXTRA POINTS M-A	2-2	2-2
FIELD GOALS M-A	1-1	0-1
FINAL SCORE	17	14
TIME OF POSSESSION	30:06	29:54

HOUSTON

Rushing	Att.	Yds.	Avg.	Long	TD
Carpenter	18	67	3.7	11	0
Wilson	11	39	3.5	14	0
Clark	9	30	3.3	11	1
Nielsen	2	12	6.0	14	0

Passing	Att.	Comp.	Yds.	S-L	TD	Lg.	HI
Nielsen	19	10	111	0-0	1	47	1

Receiving	No.	Yds.	Long	TD
Carpenter	4	23	7	0
T. Wilson	3	16	10	0
Renfro	1	47	47	1
Coleman	1	13	13	0
Barber	1	12	12	0

Interceptions	No.	Yds.	Long	TD
Perry	4	0	0	0
Reinfield	0	8	8	0
J.C. Wilson	1	3	3	0

Punting	No.	Yds.	Avg.	TB	I-20	Long
Parsley	6	248	40.7	0	2	50

Punt Returns	No.	FC	Yds.	Long	TD
Ellender	1	1	25	25	0

Kickoff Returns	No.	Yds.	Long	TD
Hartwig	2	37	24	0
Ellender	1	16	16	0

CHARGERS

Rushing	Att.	Yds.	Avg.	Long	TD
Mitchell	8	33	4.1	8	1
C. Williams	11	30	2.7	8	1

Passing	Att.	Comp.	Yds.	S-L	TD	Lg.	HI
Fouts	47	25	333	2-16	0	34	5

Receiving	No.	Yds.	Long	TD
Mitchell	4	26	9	0
McCrary	1	34	34	0
Jefferson	4	70	21	0
C. Williams	4	30	12	0
Joiner	4	81	30	0
Floyd	3	51	23	0
Klein	5	41	16	0

Interceptions	No.	Yds.	Long	TD
M. Williams	1	0	0	0

Punting	No.	Yds.	Avg.	TB	I-20	Long
West	2	64	32.0	0	0	35

Punt Returns	No.	FC	Yds.	Long	TD
Fuller	3	1	29	15	0

Kickoff Returns	No.	Yds.	Long	TD
Owens	3	60	27	0
Bauer	1	24	24	0

HOUSTON OILERS

WR	LT	LG	C	RG	RT	TE	WR	QB	FB	RB
Renfro	Gray	Carter	Mauck	Fisher	Hayman	Barber	Caster	Nielsen	Carpenter	Wilson
Jefferson	Shields	Wilkinson	Rush	White	Washington	Klein	Joiner	Fouts	Williams	Mitchell

SAN DIEGO CHARGERS

DE	DT	DT	DE	LB	LB	LB	CB	CB	SS	FS
Dorris	Culp	Betha	Washington	Bingham	Stringer	Brazile	Wilson	Sternick	Perry	Reinfield
Jones	Young	Johnson	Dean	Preston	Horn	Low	Buchanan	Williams	Fuller	Shaw



1965 AFL Championship Game

Buffalo Bills 23, San Diego Chargers 0

Sunday, December 26, 1965 - Balboa Stadium (San Diego, CA)

It was the same two teams that met in the 1964 Championship game with the scene shifting from the East to the West Coast. But there obviously was no hometown advantage for the San Diego Chargers. Coach **Lou Saban's** Buffalo Bills found the 59-degree weather much to their liking in San Diego's Balboa Stadium, rolling to a 23-0 victory before 30,361 downhearted fans. San Diego's offensive unit was unable to generate any type of serious attack after the first quarter and the **Jack Kemp**-led Bills broke loose in the second period. Kemp teamed with end **Ernie Warlick**

for the initial score, an 18-yard pass play capping a 60-yard drive. Just 2:20 later, the Bills struck again on a 74-yard punt return by **Butch Byrd** and at halftime, Buffalo was ahead 14-0. In the second half, the Chargers were able to contain Buffalo's ground game and Kemp's passing, but couldn't stop the talented toe of placekicker **Pete Gogolak**. His soccer-style kicks connected twice in the third quarter from 11 and 39 yards and once more in the final period from 32 yards.



Score by Quarters	Q1	Q2	Q3	Q4	OT	PTS.
Buffalo	0	14	6	3	0	23
Chargers	0	0	0	0	0	0

BUF	2	4:59	Warlick 18 yd pass from Kemp (Gogolak kick)
BUF	2	2:29	Byrd 74 yd punt return (Gogolak kick)
BUF	3	9:21	Gogolak 11 yd field goal
BUF	3	:45	Gogolak 39 yd field goal
BUF	4	11:45	Gogolak 32 yd field goal
Attendance — 30,361			

Team Statistics	Buffalo	Chargers
TOTAL FIRST DOWNS	14	12
Rushing	4	5
Passing	9	7
Penalty	1	0
NET YARDS RUSHING	108	104
Attempts	36	27
Yards Gained	112	127
Yards Lost	4	23
Avg. Per Rush	3.0	3.9
NET YARDS PASSING	152	119
Attempts	20	25
Completions	9	12
Interceptions	1	2
TOTAL OFFENSE	260	223

Team Statistics (cont.)	Buffalo	Chargers
Total Plays	58	57
Avg. Per Play	4.5	3.9
INTERCEPTION RET. YARDS	36	0
Interceptions	2	1
NUMBER OF PUNTS	4	7
Punt Yards	185	285
Blocked	0	0
PUNT RETURN YARDS	87	12
Returns	3	1
KICKOFF RETURN YARDS	17	97
Returns	1	3
PENALTY YARDS	21	41
Penalties	2	3
FUMBLES/LOST	1/0	1/0

BUFFALO						
Rushing	Att.	Gain	Loss	Net	TD	Long
Carlton	16	63	0	63	0	8
Joe	16	39	4	35	0	11
Stone	3	5	0	5	0	2
Smith	1	5	0	5	0	5
Passing	Att.	Comp.	Int.	Yds.	TD	Long
Kemp	19	8	1	155	1	49
Lamonica	1	1	0	12	0	12
Receiving	No.	Yds.	TD	Long		
Roberson	3	88	0	49		
Warlick	3	35	1	18		
Costa	2	32	0	22		
Tracy	1	12	0	12		
Interceptions	No.	Yds.	TD	Long		
Byrd	1	24	0	24		
Jacobs	1	12	0	12		
Kickoff Returns	No.	Yds.	Avg.	Long		
Warner	1	17	17.0	17		
Punt Returns	No.	Yds.	Avg.	Long		
Byrd	3	87	29.0	74		

CHARGERS						
Rushing	Att.	Gain	Loss	Net	TD	Long
Lowe	12	65	8	57	0	47
Foster	2	10	1	9	0	10
Hadl	8	36	12	24	0	8
Lincoln	4	16	0	16	0	10
Breaux	1	0	2	-2	0	-2
Passing	Att.	Comp.	Int.	Yds.	TD	Long
Hadl	23	11	2	140	0	35
Breaux	2	1	0	24	0	24
Receiving	No.	Yds.	TD	Long		
Alworth	4	82	0	25		
Lowe	3	3	0	2		
Norton	1	35	0	35		
Farr	1	24	0	24		
MacKinnon	1	10	0	10		
Lincoln	1	7	0	7		
Kocourek	1	3	0	3		
Interceptions	No.	Yds.	TD	Long		
Warren	1	0	0	0		
Kickoff Returns	No.	Yds.	Avg.	Long		
Duncan	2	62	31.0	49		
Farr	1	35	35.0	35		
Punt Returns	No.	Yds.	Avg.	Long		
Duncan	1	12	12.0	12		

OFFENSIVE STARTERS

	E	T	G	C	G	T	E	QB	HB	HB	FB
Chargers	Norton	Wright	Park	Gruneisen	Sweeney	Mix	Kocourek	Hadl	Lowe	Alworth	Foster
Buffalo	Rutkowski	Barber	Shaw	Bemiller	O'Donnell	Hudson	Costa	Kemp	Roberson	Joe	Carlton

DEFENSIVE STARTERS

	DE	DT	DT	DE	LB	LB	LB	CB	CB	S	S
Chargers	Faison	Gross	Ladd	Petrich	Degen	Allen	Buncom	Warren	Duncan	Graham	Whitehead
Buffalo	McDole	Sestak	Dunaway	Day	Tracey	Jacobs	Stratton	Edgerison	Byrd	Saines	Clarke

1964 AFL Championship Game Buffalo Bills 20, San Diego Chargers 7 Sunday, December 26, 1964 - War Memorial Stadium (Buffalo, NY)

Lou Saban sent his Buffalo Bills out for a post-Christmas gift after three lean years and one near miss in the American Football League. The Bills found what they were looking for and wrapped up the defending champion San Diego Chargers, 20-7, for the AFL Championship before 40,242 howling hometown fans. The Chargers started out as if they meant to repeat their 51-10 conquest of the Boston Patriots in the 1963 title game. They boomed from their own 20 in four plays with the payoff a 26-yard strike from retiring quarterback **Tobin Rote** to tight end **Dave Kocourek**. **Keith Lincoln's PAT** at 2:16 of the first period was the last time San Diego got on the scoreboard. Disaster soon struck the

visitors when Lincoln was forced out of action with a broken rib on "the tackle heard around the world" by Buffalo line-backer **Mike Stratton**. Coupled with the absence of **Lance Alworth**, the injury to Lincoln left the Chargers offense impotent. Buffalo forged to a 13-7 halftime lead on field goals from 12 and 17 yards by rookie ace **Pete Gogolak** and a four-yard touchdown run by halfback **Wray Carlton**. The Bills tallied again in the final quarter on a sneak by quarterback **Jack Kemp**.



Score by Quarters	Q1	Q2	Q3	Q4	OT	PTS.
Chargers	7	0	0	0	0	7
Buffalo	3	10	0	7	0	20

SD	1	11:49	Kocourek 26 yd pass from Rote (Lincoln kick)			
BUF	1	4:20	Gogolak 12 yd field goal			
BUF	2	7:11	Carlton 4 yd run (Gogolak kick)			
BUF	2	2:28	Gogolak 17 yd field goal			
BUF	4	9:12	Kemp 1 yd run (Gogolak kick)			
Attendance — 40,242						

Team Statistics	Chargers	Buffalo
TOTAL FIRST DOWNS	15	21
Rushing	7	12
Passing	7	8
Penalty	1	1
NET YARDS RUSHING	124	219
NET YARDS PASSING	135	168
Attempts	36	20
Completions	13	10
Interceptions	3	0
TOTAL OFFENSE	259	387
INTERCEPTION RET. YARDS	0	8

Team Statistics (cont.)	Chargers	Buffalo
Interceptions	0	3
PUNTING AVERAGE	36.4	46.8
Punts	5	5
PUNT RETURN YARDS	58	6
Returns	2	1
KICKOFF RETURN YARDS	175	71
Returns	4	2
PENALTY YARDS	20	45
Penalties	3	3
FUMBLES/LOST	1/0	0/0

CHARGERS

Rushing	No.	Yds.	TD	Long
Lincoln	3	47	0	38
Lowe	7	34	0	16
MacKinnon	1	17	0	17
Kinderman	4	14	0	7
Hadl	1	13	0	13
Rote	1	6	0	6
Norton	1	-7	0	-7

Passing	Att.	Comp.	Int.	Yds.	TD	Long
Rote	26	10	2	118	1	22
Hadl	10	3	1	31	0	26

Receiving	No.	Yds.	TD	Long
Kinderman	4	52	0	22
MacKinnon	3	12	0	7
Kocourek	2	52	1	26
Lowe	2	9	0	8
Norton	1	13	0	13
Lincoln	1	11	0	11

Interceptions	No.	Yds.	TD	Long
None				

Kickoff Returns	No.	Yds.	Avg.	Long
Duncan	3	147	49.0	72
Warren	1	28	28.0	28

Punt Returns	No.	Yds.	Avg.	Long
Robinson	1	30	30.0	30
Duncan	1	28	28.0	28

BUFFALO

Rushing	No.	Yds.	TD	Long
Gilchrist	16	122	0	39
Carlton	18	70	1	13
Kemp	5	16	1	12
Dubention	1	9	0	9
Lamonica	1	2	0	2

Passing	Att.	Comp.	Int.	Yds.	TD	Long
Kemp	20	10	0	188	0	50

Receiving	No.	Yds.	TD	Long
Dubention	3	56	0	26
Bass	2	70	0	50
Warlick	2	41	0	26
Gilchrist	2	22	0	15
Ross	1	-1	0	-1

Interceptions	No.	Yds.	TD	Long
Warner	1	8	0	8
Stratton	1	0	0	0
Byrd	1	0	0	0

Kickoff Returns	No.	Yds.	Avg.	Long
Rutkowski	1	27	27.0	27
Warner	1	17	17.0	17

Punt Returns	No.	Yds.	Avg.	Long
Clarke	1	6	6.0	6

OFFENSIVE STARTERS

Chargers	E Norton	T Mix	G Sweeney	C Rogers	G Shea	T Wright	E Kocourek	QB Rote	HB Lowe	HB Robinson	FB Lincoln
Buffalo	Bass	Barber	Shaw	Cudzik	Bemiller	Hudson	Warlick	Kemp	Carlton	Dubention	Gilchrist

DEFENSIVE STARTERS

Chargers	DE Faison	DT Ladd	DT Gross	DE Petrich	LB Carpenter	LB Buncom	LB Allen	CB Westmoreland	CB Warren	S Graham	S Whitehead
Buffalo	McDole	Sestak	Dunaway	Day	Stratton	Jacobs	Tracey	Byrd	Warner	Saines	Sykes

1963 AFL Championship Game San Diego Chargers 51, Boston Patriots 10 Sunday, January 5, 1964 - Balboa Stadium (San Diego, CA)

Before 30,127 in Balboa Stadium and 30 million more on national television, **Keith Lincoln** ran, caught and passed like no other athlete ever has in a professional title match as the Californians crumbled the Boston Patriots, 51-10. The Chargers' offense produced 610 yards. Lincoln accounted for 349 of them in virtuoso performance that included a touchdown sprint of 67 yards, a touchdown reception of 25 yards, 206 yards gained rushing, 123 gained pass receiving and 20 gained passing. Lincoln's heroics were mightily abated by the others on a San Diego team that played with brilliance any professional team must respect, including the Bears. It was a powerhouse show by a team that had failed in two previous

tries to win the AFL title. Houston outscored the Chargers, 24-16, in 1960 and beat 'em 10-3 in 1961. But the Patriots, with the league's proudest defensive outfit, were no match for the San Diegans. Splendidly prepared by **Sid Gilman** to combat Boston's almost constantly rushing linebackers, the Chargers scored on their fourth scrimmage play, on their sixth and on their 10th. The Patriots' ground attack suffered after fullback **Larry Garrison** incurred a head injury midway through the second period. Garrison later returned to the game but remained in it only briefly. The Patriots scored on a seven-yard run by Garrison and a 15-yard field goal by **Gino Cappelletti**.

Score by Quarters	Q1	Q2	Q3	Q4	OT	PTS.
Boston	7	3	0	0	0	10
Chargers	21	10	7	13	0	51

SD	1	13:31	Rote 2 yd run (Blair kick) [4-72]
SD	1	10:48	Lincoln 67 yd run (Blair kick) [2-67]
BP	1	7:01	Garron 7 yd run (Cappelletti kick) [7-66]
SD	1	4:44	Lowe 58 yd run (Blair kick) [4-73]
SD	2	7:05	Blair 11 yd field goal [7-74]
BP	2	2:41	Cappelletti 15 yd field goal [11-68]
SD	2	:48	Norton 14 yd pass from Rote (Blair kick) [8-57]
SD	3	9:14	Alworth 48 yd pass from Rote (Blair kick) [6-80]
SD	4	6:47	Lincoln 25 yd pass from Hadl (pass failed) [6-45]
SD	4	1:19	Hadl 1 yd run (Blair kick) [11-80]
Attendance — 30,127			

Team Statistics	Boston	Chargers
TOTAL FIRST DOWNS	14	21
Rushing	6	11
Passing	8	9
Penalty	0	1
NET YARDS RUSHING	75	318
Attempts	16	32
Yards Gained	77	328
Yards Lost	2	10
NET YARDS PASSING	186	292
Attempts	37	26
Completions	2	0
Interceptions	2	6
TOTAL OFFENSE	263	610

BOSTON						
Rushing	Att.	Gain	Loss	Net	Avg.	Long
Burton	7	5	2	3	3.0	3
Garron	3	15	0	15	5.0	7
Crump	7	18	0	18	2.6	6
Lott	3	15	0	15	5.0	6
Yewcic	1	14	0	14	14.0	14
Parrilli	1	10	0	10	10.0	10

BOSTON						
Passing	Att.	Comp.	Int.	Yds.	TD	Long
Parrilli	29	14	1	189	0	45
Yewcic	8	3	1	39	0	23

RECEIVING				
	No.	Yds.	TD	Long
Cappelletti	2	72	0	49
Garron	2	6	0	5
Burton	4	12	0	8
Crump	2	28	0	28
Coleclough	3	26	0	10
Graham	2	68	0	45
Lott	2	16	0	11

INTERCEPTIONS				
	No.	Yds.	TD	Long
None				

KICKOFF RETURNS				
	No.	Yds.	Avg.	Long
Crump	2	31	16.5	22
Garron	2	32	16.0	17
Yales	1	5	5.0	5
Burton	2	27	13.5	18
Suci	1	18	18.0	18
Romeo	1	9	9.0	9

PUNT RETURNS				
	No.	Yds.	Avg.	Long
None				

OFFENSIVE STARTERS											
	E	T	G	C	G	T	E	QB	HB	HB	FB
Boston	Cappelletti	Oakes	Long	Cudzik	Neighbors	Graham	Romeo	Parrilli	Burton	Colclough	Garron
Chargers	Norton	Wright	DeLuca	Rogers	Shea	Mix	Kocourek	Rote	Lowe	Alworth	Lincoln

DEFENSIVE STARTERS											
	DE	DT	DT	DE	LB	LB	LB	CB	CB	S	S
Boston	Eisenhauer	Richardson	Antwine	Dee	Addison	Buoniconiti	Rudolph	Felt	Suci	Harris	O'Hanley
Chargers	Faison	Schmidt	Gross	Petrich	Karas	Allen	Maguire	Whitehead	Blair	Glick	



Team Statistics (cont.)	Boston	Chargers
Total Plays	59	60
INTERCEPTION RET. YARDS	0	15
Interceptions	0	2
PUNTING AVERAGE	47	44
Punts	7	2
Blocked	0	0
PUNT RETURN YARDS	0	0
Returns	0	0
KICKOFF RETURN YARDS	122	70
Returns	9	3
PENALTY YARDS	18	30
Penalties	6	6
FUMBLES/LOST	1-0	1-1

CHARGERS						
Rushing	Att.	Gain	Loss	Net	Avg.	Long
Lincoln	13	214	8	206	15.8	67
Lowe	12	96	2	94	7.8	58
Rote	4	15	0	15	3.8	10
Jackson	1	0	0	0	0.0	0
Hadl	1	1	0	1	1.0	1
McDougall	1	2	0	2	2.0	2

CHARGERS						
Passing	Att.	Comp.	Int.	Yds.	TD	Long
Rote	15	10	0	173	2	48
Hadl	10	6	0	112	1	38
Lincoln	1	1	0	20	0	20

RECEIVING						
	No.	Yds.	TD	Long		
Lincoln	7	123	1	32		
Alworth	4	77	1	48		
Kocourek	1	5	0	5		
Norton	2	44	1	30		
Mackinnon	2	53	0	33		
McDougall	1	4	0	4		

INTERCEPTIONS				
	No.	Yds.	TD	Long
Mitiger	1	5	0	5
Maguire	1	10	0	10

KICKOFF RETURNS				
	No.	Yds.	Avg.	Long
Alworth	2	47	23.5	28
Lowe	1	23	23.0	23

PUNT RETURNS				
	No.	Yds.	Avg.	Long
None				

1961 AFL Championship Game

Houston Oilers 10, San Diego Chargers 3

Sunday, December 24, 1961 - Balboa Stadium (San Diego, CA)

The 1961 American Football League Championship game in San Diego's Balboa Stadium was a carbon copy of the previous season's title game in that the Houston Oilers beat the San Diego Chargers 10-3. On Jan. 1, 1961, the Oilers edged the Chargers, 24-16, in Houston's Jeppesen Stadium. A live audience of 29,556 fans and a nationwide television audience estimated in the vicinity of 40 million viewers witnessed a monument to defensive football at its best. The crowd at the stadium was limited because the game was played on Christmas Eve and the game was telecast into the Los Angeles area and many San Diegans received

LA's ABC affiliate, Channel 7. The Oilers scored on a 46-yard field goal by **George Blanda** midway through the second quarter and added the clincher, a 35-yard touchdown pass by Blanda to **Billy Cannon**, late in the third quarter. The Chargers only scoring came on a 12-yard field goal early in the final period. Indication of the evenness of the ballgame is that both clubs had a total net offense of 256 yards.



Score by Quarters	Q1	Q2	Q3	Q4	OT	PTS.
Houston	0	3	7	0	0	10
Chargers	0	0	0	3	0	3

HOU 2 8:06 Blanda 46-yd field goal [4-0]
 HOU 3 11:39 Cannon 35 yd pass from Blanda (Blanda kick) [10-45]
 SD 4 :39 Blair 12 yd field goal [7-33]
 Attendance — 29,556

Team Statistics	Houston	Chargers
TOTAL FIRST DOWNS	18	15
Rushing	6	6
Passing	8	8
Penalty	4	1
NET YARDS RUSHING	96	79
Attempts	33	20
Yards Gained	113	100
Yards Lost	17	21
NET YARDS PASSING	160	177
Attempts	41	32
Completions	18	17
Interceptions	6	4
TOTAL OFFENSE	256	256

Team Statistics (cont.)	Houston	Chargers
Total Plays	74	58
INTERCEPTION RET. YARDS	60	7
Interceptions	4	6
PUNTING AVERAGE	41.5	33.3
Punts	4	6
Blocked	0	0
PUNT RETURN YARDS	0	16
Returns	0	1
KICKOFF RETURN YARDS	0	50
Returns	0	2
PENALTY YARDS	68	106
Penalties	5	10
FUMBLES/LOST	5/1	2/2

HOUSTON						
Rushing	Att.	Gain	Loss	Net	Avg.	TD
Cannon	15	58	10	48	3.2	0
Tolar	16	54	2	52	3.3	0
Blanda	2	1	5	-4	0.2	0
Passing	Att.	Comp.	Int.	Yds.	TD	Long
Blanda	40	18	5	160	1	35
Groman	1	0	1	0	0	0
Receiving	No.	Yds.	TD	Long		
Cannon	5	53	1	35		
Hennigan	5	43	0	14		
Groman	3	32	0	19		
Dewveall	2	10	0	11		
McLeod	1	20	0	20		
Tolar	2	2	0	8		
Interceptions	No.	Yds.	TD	Long		
Cline	1	7	0	7		
Glick	1	0	0	0		
Johnston	1	0	0	0		
Spence	1	0	0	0		
Kickoff Returns	No.	Yds.	Avg.	Long		
Lowe	1	27	27.0	27		
Roberson	1	23	23.0	23		
Punt Returns	No.	Yds.	Avg.	Long		
Lincoln	1	16	16.0	16		

CHARGERS						
Rushing	Att.	Gain	Loss	Net	Avg.	TD
Roberson	8	45	8	37	4.6	0
Lowe	5	30	0	30	6.0	0
Kemp	4	18	13	5	1.3	0
Lincoln	3	7	0	7	2.3	0
Passing	Att.	Comp.	Int.	Yds.	TD	Long
Kemp	32	17	4	226	0	40
Receiving	No.	Yds.	TD	Long		
Kocourek	7	123	0	40		
Norton	3	48	0	28		
Flowers	2	17	0	9		
Lowe	1	10	0	10		
Roberson	1	11	0	11		
Scarpitto	1	9	0	9		
Hayes	1	5	0	5		
Lincoln	1	3	0	3		
Interceptions	No.	Yds.	TD	Long		
Whitehead	2	45	0	41		
McNeil	2	15	0	15		
Zeman	2	0	0	0		
Kickoff Returns	No.	Yds.	Avg.	Long		
None						
Punt Returns	No.	Yds.	Avg.	Long		
None						

OFFENSIVE STARTERS											
	LE	LT	LG	C	RG	RT	RE	QB	LH	RH	FB
Chargers	Norton	Wright	Barnes	Rogers	DeLuca	Plunkett	Kocourek	Kemp	Lowe	Scarpitto	Lincoln
Houston	Groman	Jamison	Talamani	Schmidt	Wharton	Michael	Dewveall	Blanda	Cannon	Hennigan	Tolar

DEFENSIVE STARTERS										
	LE	LT	RT	RE	LLB	MLB	LC	LS	RS	RC
Chargers	Faison	Hudson	Schmidt	Nery	Schleicher	Karas	Laraba	Zeman	McNeil	Harris
Houston	Allen	Shirkey	Husmann	Floyd	Cline	Morris	Dukes	Norton	Glick	Johnston

1960 AFL Championship Game

Houston Oilers 24, Los Angeles Chargers 16

Sunday, January 1, 1961 - Jeppesen Stadium (Houston, TX)

The American Football League's first championship game took place Jan. 1, 1961 between the Eastern Division champion Houston Oilers and the Western Division champion Los Angeles Chargers in Jeppesen Stadium, home of the Eastern titlists. The outcome: Houston 24, Los Angeles 16. In 50 degree weather with 70 percent humidity due to week-long rains, the Chargers took on the Oilers before a live crowd of 32,183 and a television audience of approximately 45 million viewers. **Ben Agajanian** kicked field goals of 38 and 22 yards to give the Chargers a 6-0 first quarter lead. In the second quarter, Houston's **George Blanda** hit **Dave Smith** on a 17-yard touchdown pass, added the conversion and kicked an 18-yard field goal. Agajanian kicked a 27-yard field goal with five seconds left in the half to make the score Houston 10, Los Angeles 9 at the half. In the third quarter, Blanda completed a seven-yard touchdown pass to **Bill Groman** and kicked the conversion. The Chargers responded when **Paul Lowe** slanted

over from the two-yard line and with Agajanian's conversion the score was Houston 17, Los Angeles 16, at the end of three quarters. In the fourth quarter, Blanda and **Billy Cannon** teamed up on an 88-yard pass-run touchdown play to conclude the scoring. Player of the game honors went to Cannon, with Blanda and Lowe deadlocked a vote behind. On the day, Cannon gained 50 yards on 18 tries, caught three passes for 128 yards and returned three kickoffs for 81 yards. Blanda completed 16 of 31 passes for 301 yards. Lowe netted 165 yards on 21 carries, caught three passes for five yards and returned four kickoffs for 101 yards. Lowe's total yardage on the day was 271 yards compared to Cannon's 259. The inability of the Chargers to take the ball in for touchdowns early in the game, settling for three first-half field goals on each occasion, and several bad breaks late in the game proved to be the difference.



Score by Quarters	Q1	Q2	Q3	Q4	OT	PTS.
Chargers	6	3	7	0	0	16
Houston	0	10	7	7	0	24

SD	1	10:58	Agajanian 38 yd field goal [9-46]
SD	1	6:44	Agajanian 22 yd field goal [5-33]
HOU	2	11:09	Smith 17 yd pass from Blanda (Blanda kick) [11-83]
HOU	2	5:15	Blanda 18 yd field goal [12-40]
SD	2	:05	Agajanian 27 yd field goal [4-11]
HOU	3	N/A	Groman 7 yd pass from Blanda (Blanda kick) [10-55]
SD	3	N/A	Lowe 2 yd run (Agajanian kick) [8-63]
HOU	4	N/A	Cannon 88 yd pass from Blanda (Blanda kick) [3-89]
Attendance — 32,183			

Team Statistics	Chargers	Houston
TOTAL FIRST DOWNS	21	17
Rushing	11	4
Passing	9	13
Penalty	1	0
NET YARDS RUSHING	162	100
Attempts	33	40
Yards Gained	208	107
Yards Lost	46	7
NET YARDS PASSING	171	301
Attempts	41	32
Completions	21	16
Interceptions	2	0
TOTAL OFFENSE	333	401

Team Statistics (cont.)	Chargers	Houston
Total Plays	74	72
INTERCEPTION RET. YARDS	0	35
Interceptions	0	2
PUNTING AVERAGE	41.0	34.0
Punts	4	5
Blocked	0	0
PUNT RETURN YARDS	42	0
Returns	2	0
KICKOFF RETURN YARDS	123	128
Returns	5	5
PENALTY YARDS	15	54
Penalties	3	4
FUMBLES/LOST	2/0	0/0

CHARGERS

Rushing	Att.	Gain	Loss	Net
Lowe	21	174	9	165
Ferguson	4	14	3	11
Ford	2	1	6	-5
Kemp	6	19	28	-9
Passing	Att.	Comp.	Int.	Yds.
Kemp	41	21	2	171

Receiving	No.	Yds.	TD
Norton	6	55	0
Womble	6	29	0
Kocourek	3	57	0
Lowe	3	5	0
Ferguson	2	19	0
Flower	1	6	0

Interception Returns	No.	Yds.
None		

Kickoff Returns	No.	Yds.
Lowe	4	101
Ford	1	22

Punt Returns	No.	Yds.
Harris	1	27
Sears	1	15

HOUSTON

Rushing	Att.	Gain	Loss	Net
Cannon	18	51	1	50
Smith	19	51	6	45
Hall	3	5	0	5

Passing	Att.	Comp.	Int.	Yds.
Blanda	31	16	0	301
Cannon	1	0	0	0

Receiving	No.	Yds.	TD
Smith	5	52	1
Hennigan	4	71	0
Cannon	3	128	1
Groman	3	37	1
Carson	1	13	0

Interception Returns	No.	Yds.
Gordon	1	27
Dukes	1	8

Kickoff Returns	No.	Yds.
Cannon	3	81
Hall	2	47

Punt Returns	No.	Yds.
None		

HONORS

PRO FOOTBALL HALL OF FAME

- 1978 — Lance Alworth, WR, 1962-1970
- 1979 — Ron Mix, T, 1960-69
- 1983 — Sid Gillman, Head Coach, 1960-69, 1971
- 1993 — Dan Fouts, QB, 1973-1987
- 1995 — Kellen Winslow, TE, 1979-1987
- 1996 — Charlie Joiner, WR, 1976-1986

SAN DIEGO CHARGERS HALL OF FAME

- 1977 — Lance Alworth, WR, 1962-1970
- 1978 — Ron Mix, T, 1960-69
- 1979 — Paul Lowe, RB, 1960-68
- 1980 — Barron Hilton, Majority Owner, 1960-66; Keith Lincoln, RB, 1961-66, 1968
- 1981 — Ernie Ladd, DT, 1961-65; Walt Sweeney, G, 1963-1973
- 1983 — John Hadl, QB, 1962-1972
- 1984 — Chuck Allen, LB, 1961-69
- 1985 — Gary Garrison, WR, 1966-1976; Sid Gillman, Head Coach, 1960-69, 1971
- 1986 — Earl Faison, DE, 1961-66
- 1993 — Dan Fouts, QB, 1973-1987; Charlie Joiner, WR, 1976-1986
- 1994 — Don Coryell, Head Coach, 1978-1986
- 1995 — Speedy Duncan, CB, 1964-1970
- 1995 — Kellen Winslow, TE, 1979-1987
- 1995 — Russ Washington, T, 1968-1982
- 1996 — George Perricano, Minority Owner, 1961-present
- 1997 — Rolf Benirschke, K, 1977-1986
- 1998 — Gill Byrd, CB, 1983-1992
- 1999 — Gary "Big Hands" Johnson, DL, 1975-1984
- 2000 — Doug Wilkerson, OL, 1971-1984
- 2001 — Wes Chandler, WR, 1981-87
- 2002 — Stan Humphries, QB, 1992-97; Bobby Ross, Head Coach, 1992-96
- 2003 — Louie Kelcher, DT, 1975-1983
- 2004 — Don Macek, C, 1976-89; Ed White, G, 1978-85

Honorary Members (Inducted posthumously)

- 1976 — Frank Buncom, LB, 1962-67; Emil Karas, LB, 1960-64, 66; Bob Laraba, LB, 1960-61; Jacque MacKinnon, TE, 1961-69

AFC-NFC PRO BOWL (Starters capitalized)

Years for AFL All-Star game and for AFC-NFC Pro Bowl denote years games played, not the seasons.

- 1971 — G WALT SWEENEY, WR Gary Garrison
- 1972 — G WALT SWEENEY, WR Gary Garrison
- 1973 — WR GARY GARRISON, DE DEACON JONES, QB John Hadl, G Walt Sweeney
- 1975 — T Russ Washington
- 1976 — T Russ Washington
- 1977 — WR Charlie Joiner
- 1978 — DT Louie Kelcher, T Russ Washington
- 1979 — DT LOUIE KELCHER, T RUSS WASHINGTON, WR John Jefferson
- 1980 — DE FRED DEAN, QB DAN FOUTS, WR JOHN JEFFERSON, T RUSS WASHINGTON, DT Gary Johnson, WR Charlie Joiner, G Ed White

- 1981 — DE FRED DEAN, TE KELLEN WINSLOW, DT LOUIE KELCHER, WR JOHN JEFFERSON, DT GARY JOHNSON, QB Dan Fouts, WR Charlie Joiner, G Doug Wilkerson
- 1982 — TE KELLEN WINSLOW, G DOUG WILKERSON, DT GARY JOHNSON, QB Dan Fouts, RB Chuck Muncie
- 1983 — WR WES CHANDLER, QB DAN FOUTS, DT GARY JOHNSON, G DOUG WILKERSON, TE KELLEN WINSLOW, K Rolf Benirschke, RB Chuck Muncie
- 1984 — QB DAN FOUTS, TE Kellen Winslow, WR Wes Chandler
- 1985 — RB Earnest Jackson
- 1986 — QB DAN FOUTS, WR Wes Chandler
- 1987 — RB GARY ANDERSON
- 1988 — TE KELLEN WINSLOW, T Jim Lachey, P Ralf Mojsiejenko
- 1989 — DE LEE WILLIAMS
- 1990 — DE LEE WILLIAMS, WR Anthony Miller, OLB Leslie O'Neal
- 1991 — RB MARION BUTTS, WR ANTHONY MILLER, OLB LESLIE O'NEAL
- 1992 — CB GILL BYRD, LB JUNIOR SEAU, RB Marion Butts
- 1993 — CB GILL BYRD, WR ANTHONY MILLER, DE LESLIE O'NEAL, ILB JUNIOR SEAU, RB Ronnie Harmon
- 1994 — WR ANTHONY MILLER, DE LESLIE O'NEAL, LB JUNIOR SEAU
- 1995 — RB NATRONE MEANS, DE LESLIE O'NEAL, LB JUNIOR SEAU, K John Carney
- 1996 — LB JUNIOR SEAU, P Darren Bennett, DE Leslie O'Neal
- 1997 — WR TONY MARTIN, LB JUNIOR SEAU
- 1998 — KR Eric Metcalf, LB Junior Seau
- 1999 — SS RODNEY HARRISON, LB JUNIOR SEAU
- 2000 — LB Junior Seau
- 2001 — LB JUNIOR SEAU, P Darren Bennett
- 2002 — SS RODNEY HARRISON, DE MARCELLUS WILEY, CB RYAN McNEIL, LB Junior Seau
- 2003 — RB LaDainian Tomlinson, LB Donnie Edwards, LB Junior Seau
- 2005 — TE ANTONIO GATES, RB LaDAINIAN TOMLINSON, QB Drew Brees

ALL-NFL SELECTIONS

- 1960 — T Ron Mix, QB Jack Kemp, HB Paul Lowe, DT Volney Peters, DB Dick Harris (AFL players voted)
- 1961 — T Ron Mix, DE Earl Faison, MLB Chuck Allen, DB Dick Harris, DB Charlie McNeil (AFL coaches voted)
- 1962 — TE Dave Kocourek, T Ron Mix (AFL coaches voted)
- 1963 — WR Lance Alworth, T Ron Mix, QB Tobin Rote, FB Keith Lincoln, DE Earl Faison (AFL coaches voted)

- 1964 — T Ron Mix, WR Lance Alworth, FB Keith Lincoln, DE Earl Faison (Balloting by AP & UPI)
- 1965 — WR Lance Alworth, RB Paul Lowe, DE Earl Faison, DT Ernie Ladd (AP & UPI)
- 1966 — WR Lance Alworth, T Ron Mix (AP & UPI)
- 1967 — WR Lance Alworth, T Ron Mix, G Walt Sweeney (AP & UPI)
- 1968 — WR Lance Alworth, T Ron Mix, G Walt Sweeney (AP & UPI)
- 1969 — WR Lance Alworth (UPI)
- 1977 — DT Louie Kelcher (NEA)
- 1978 — DT Louie Kelcher (PFWA, NEA, AP), T Russ Washington (NEA)
- 1979 — WR John Jefferson (AP, NEA, PFWA, Football Digest), QB Dan Fouts (PFWA, AP, UPI and Pro Football Weekly)
- 1980 — DT Fred Dean (AP, PFW, Football Digest, College and Pro Football News Weekly), TE Kellen Winslow (AP, PFWA, Pro Football Weekly, Sporting News, College and Pro Football Weekly, Football Digest, NEA), WR John Jefferson (AP, Pro Football Weekly, PFWA, Sporting News, College and Pro Football News Weekly, Football Digest, NEA), DT Gary Johnson (NEA, Sporting News, Pro Football Weekly, PFWA, Football Digest, AP), WR Charlie Joiner (AP)
- 1981 — TE Kellen Winslow (AP, NEA, PFWA, Sporting News, Pro Football Weekly, College and Pro Football Weekly), DT Gary Johnson (AP, PFWA, College and Pro Football Weekly)
- 1982 — WR Wes Chandler (AP, NEA, PFWA, College & Pro Football Newsweekly, Football Digest), QB Dan Fouts (AP, NEA, PFWA, College & Pro Football Newsweekly), G Doug Wilkerson (AP, NEA, PFWA, Football Digest), TE Kellen Winslow (AP, NEA, PFWA, College & Pro Football Newsweekly, Football Digest)
- 1985 — QB Dan Fouts (NEA), KR Lionel James (College & Pro Football Newsweekly)
- 1989 — CB Gill Byrd (The Sporting News), OLB Leslie O'Neal (Football News), DE Lee Williams (The Sporting News)
- 1990 — RB Marion Butts (Football Digest), CB Gill Byrd (Football Digest)
- 1991 — LB Junior Seau (Newspaper Enterprise Association)
- 1992 — LB Junior Seau (AP, College & Pro Football Newsweekly, NEA, Pro Football Weekly/PFWA, The Sporting News, Football Digest)
- 1993 — LB Junior Seau (AP, Football Digest, Pro Football Writers, Sporting News)
- 1994 — K John Carney (AP, College & Pro Football Newsweekly, Sporting News, USA Today), KR Andre Coleman (College & Pro Football Newsweekly All-Rookie, Football News All-Rookie, Pro Football Weekly/PFWA All-Rookie), DE Leslie O'Neal (Football Digest), LB Junior Seau (AP, College & Pro Football Newsweekly, Football Digest, Pro Football Weekly/PFWA, Sporting News)

- 1995 — P Darren Bennett (AP, College & Pro Football Newsweekly, Football Digest, Pro Football Weekly/ PFWA, Sporting News, American Football Quarterly), CB Dwayne Harper (Sports Illustrated), LB Junior Seau (Football Digest, Pro Football Weekly/PFWA, Sporting News, USA Today)
- 1996 — LB Junior Seau (AP, Sporting News)
- 1997 — KR Eric Metcalf (AP, College & Pro Football Newsweekly)
- 1998 — SS Rodney Harrison (AP, Sports Illustrated, Pro Football Weekly, Sporting News, Football Digest), LB Junior Seau (AP, Pro Football Weekly, Sporting News, Football Digest)
- 2000 — LB Junior Seau (AP)
- 2001 — SS Rodney Harrison (Sporting News), KR Ronney Jenkins (College & Pro Football Newsweekly)
- 2002 — LB Donnie Edwards (Football Digest)
- 2003 — RB LaDainian Tomlinson (Sports Illustrated)
- 2004 — LB Donnie Edwards (College & Pro Football Newsweekly, Football Digest, Sports Illustrated), TE Antonio Gates (AP, Football Digest, Pro Football Weekly, Sporting News, Sports Illustrated), P Mike Scifres (Sports Illustrated), RB LaDainian Tomlinson (AP, College & Pro Football Newsweekly)

NFL SECOND-TEAM SELECTIONS

- 1976 — WR Charlie Joiner (NEA)
- 1978 — WR John Jefferson (UPI)
- 1979 — WR John Jefferson (UPI)
- 1980 — WR Charlie Joiner (AP), QB Dan Fouts (AP), DT Louie Kelcher (AP), G Doug Wilkerson (UPI), K Rolf Benirschke (AP)
- 1981 — DT Louie Kelcher (AP)
- 1982 — RB Chuck Muncie (UPI), FS Tim Fox (AP), DT Gary Johnson (AP), T Russ Washington (AP)
- 1983 — QB Dan Fouts (UPI)
- 1985 — QB Dan Fouts (AP, UPI), RB Lionel James (UPI), T Jim Lachey (UPI), WR Wes Chandler (College & Pro Football Newsweekly)
- 1986 — DE Lee Williams (UPI), OLB Billy Ray Smith (UPI)
- 1987 — TE Kellen Winslow (AP), T Jim Lachey (AP), P Ralf Mojsisienko (AP, NEA), OLB Chip Banks (UPI), OLB Billy Ray Smith (UPI)
- 1988 — DE Lee Williams (UPI), P Ralf Mojsisienko (UPI)
- 1989 — WR Anthony Miller (College & Pro Football Newsweekly), OLB Leslie O'Neal (College & Pro Football Newsweekly), DE Lee Williams. (College & Pro Football Newsweekly, AP)
- 1990 — RB Marion Butts (College & Pro Football Newsweekly, AP)
- 1991 — LB Junior Seau (College & Pro Football Newsweekly)

NFL SECOND-TEAM SELECTIONS, cont.

- 1992 — CB Gill Byrd (AP, College & Pro Football Newsweekly), WR Anthony Miller (College & Pro Football Newsweekly), DE Leslie O'Neal (College & Pro Football Newsweekly, NEA), G David Richards (NEA)
- 1993 — LB Junior Seau (College & Pro Football Newsweekly)
- 1994 — K John Carney (Football Digest), DE Leslie O'Neal (AP, College & Pro Football Newsweekly)
- 1995 — CB Dwayne Harper (Football Digest), LB Junior Seau (AP, College & Pro Football Newsweekly)
- 1996 — WR Tony Martin (AP, Football Digest), LB Junior Seau (Football Digest)
- 1999 — P Darren Bennett (Sports Illustrated), LB Junior Seau (AP, College & Pro Football Newsweekly)
- 2001 — DE Marcellus Wiley (College & Pro Football Newsweekly)
- 2002 — RB LaDainian Tomlinson (AP, Football Digest), LB Donnie Edwards (AP)
- 2003 — RB LaDainian Tomlinson (AP, Football Digest)
- 2004 — QB Drew Brees (College & Pro Football Newsweekly, Football Digest and Pro Football Weekly), LB Donnie Edwards (AP), TE Antonio Gates (College & Pro Football Newsweekly), G Mike Goff (Football Digest), DT Jamal Williams (AP, Football Digest)

ALL-AFC SELECTIONS

- 1970 — G Walt Sweeney (AP)
- 1971 — G Walt Sweeney (AP, UPI)
- 1973 — G Walt Sweeney (The Sporting News)
- 1974 — T Russ Washington (AP)
- 1977 — DT Louie Kelcher (UPI)
- 1978 — DT Louie Kelcher (UPI)
- 1979 — DE Fred Dean (AP), QB Dan Fouts (AP), WR John Jefferson (AP), DT Wilbur Young (UPI)
- 1980 — DE Fred Dean (Pro Football Weekly), TE Kellen Winslow (Pro Football Weekly, UPI), DT Louie Kelcher (Pro Football Weekly), WR John Jefferson (Pro Football Weekly, UPI), DT Gary Johnson (Pro Football Weekly, UPI)
- 1981 — QB Dan Fouts (College and Pro Football Weekly), RB Chuck Muncie (UPI, College & Pro Football Newsweekly), TE Kellen Winslow (UPI, College & Pro Football Newsweekly), G Doug Wilkerson (UPI), KR James Brooks (College & Pro Football Newsweekly)
- 1982 — WR Wes Chandler (UPI), K Rolf Benirschke (UPI), QB Dan Fouts (UPI), G Doug Wilkerson (UPI), TE Kellen Winslow (UPI)
- 1984 — RB Earnest Jackson (Pro Football Weekly)
- 1985 — KR Lionel James (Football News)
- 1987 — TE Kellen Winslow (UPI and Football News), T Jim Lachey (UPI), P Rafal Mojsisienko (UPI and Football News), PR Lionel James (Pro Football Weekly)

- 1989 — WR Anthony Miller (Pro Football Weekly), OLB Leslie O'Neal (UPI, Pro Football Weekly), DE Lee Williams (UPI, Pro Football Weekly)
- 1990 — RB Marion Butts (UPI, Football News), CB Gill Byrd (Football News)
- 1991 — CB Gill Byrd (Football News, Pro Football Weekly), WR Nate Lewis (Pro Football Weekly), LB Junior Seau (Football News)
- 1992 — CB Gill Byrd (UPI), WR Anthony Miller (UPI), DE Leslie O'Neal (UPI), LB Junior Seau (UPI)
- 1993 — WR Anthony Miller (Football News, UPI), LB Junior Seau (UPI, Football News)
- 1994 — K John Carney (Football News, UPI), KR Andre Coleman (Football News), PR Darrien Gordon (Football News), DE Leslie O'Neal (Football News, UPI), LB Junior Seau (Football News, UPI)
- 1995 — P Darren Bennett (Football News, UPI), LB Junior Seau (Football News, UPI)
- 1996 — PR Darrien Gordon (Football News), WR Tony Martin (Football News), LB Junior Seau (Football News, UPI)
- 1998 — SS Rodney Harrison (Pro Football Weekly, Football News), LB Junior Seau (Pro Football Weekly, Football News)
- 1999 — P Darren Bennett (Football News)
- 2001 — SS Rodney Harrison (Pro Football Weekly), DE Marcellus Wiley (Pro Football Weekly)
- 2004 — TE Antonio Gates (Pro Football Weekly)

AMERICAN FOOTBALL LEAGUE

ALL-STAR GAME (Starters capitalized)

- 1962 — DB-K George Blair, DE EARL FAISON, CB DICK HARRIS, DT BILL HUDSON, LB EMIL KARAS, QB JACK KEMP, TE DAVE KOCUREK, S CHARLIE McNEIL, T RON MIX, WR DON NORTON, T ERNIE WRIGHT
- 1963 — WR REG CAROLAN, DE EARL FAISON, LB EMIL KARAS, TE DAVE KOCUREK, DT ERNIE LADD, FB Keith Lincoln, LB Paul Maguire, T RON MIX, WR Don Norton, LS Bob Zeman
- 1964 — MLB Chuck Allen, WR LANCE ALWORTH, DE EARL FAISON, LB EMIL KARAS, DT ERNIE LADD, FB KEITH LINCOLN, RB Paul Lowe, T RON MIX, QB TOBIN ROTE, T Ernie Wright
- 1965 — MLB CHUCK ALLEN, WR LANCE ALWORTH, LB FRANK BUN COM, DE EARL FAISON, QB John Hadl, TE DAVE KOCUREK, DT ERNIE LADD, FB KEITH LINCOLN, T RON MIX, G WALT SWEENEY
- 1966 — WR Lance Alworth, LB Frank Buncom, CB Leslie "Speedy" Duncan, DE EARL FAISON, TE Willie Frazier, S KENNY GRAHAM, QB JOHN HADL, DT ERNIE LADD, FB Keith Lincoln, RB PAUL LOWE, T Ron Mix, G Walt Sweeney, T Ernie Wright
- 1967 — WR LANCE ALWORTH, CB Leslie "Speedy" Duncan, TE Willie Frazier, TE Jacque MacKinnon, T RON MIX, G Walt Sweeney, K Dick Van Raaphorst

- 1968 — WR LANCE ALWORTH, LB FRANK BUNCOM, CB LESLIE "Speedy" DUNCAN, TE Willie Frazier, S KENNY GRAHAM, FB Brad Hubbert, T RON MIX, RB Dick Post, LB Rick Redman, G WALT SWEENEY
- 1969 — WR LANCE ALWORTH, WR Gary Garrison, S KENNY GRAHAM, QB JOHN HADL, TE JACQUE MacKINNON, T RON MIX, G WALT SWEENEY
- 1970 — WR LANCE ALWORTH, DE STEVE DeLONG, S KENNY GRAHAM, QB JOHN HADL, RB DICK POST, G WALT SWEENEY

CHARGERS MOST VALUABLE PLAYER

- 1961 — Earl Faison, defensive end
 1962 — Ron Mix, tackle
 1963 — Tobin Rote, quarterback
 1964 — Keith Lincoln, fullback
 1965 — Lance Alworth, flanker
 1966 — Lance Alworth, flanker
 1967 — John Hadl, quarterback
 1968 — John Hadl, quarterback
 1969 — Steve DeLong, defensive end
 1970 — Gary Garrison, wide receiver
 1971 — John Hadl, quarterback
 1972 — Cid Edwards, running back
 1973 — Russ Washington, tackle
 1974 — Don Woods, running back
 1975 — Pat Curran, tight end
 1976 — Charlie Joiner, wide receiver
 1977 — Louie Kelcher, defensive tackle
 1978 — John Jefferson, wide receiver
 1979 — Dan Fouts, quarterback
 1980 — John Jefferson, wide receiver
 1981 — Dan Fouts, quarterback
 1982 — Dan Fouts, quarterback
 1983 — Charlie Joiner, wide receiver
 1984 — Earnest Jackson, running back
 1985 — Lionel James, running back
 1986 — Gary Anderson, running back
 1987 — Billy Ray Smith, linebacker
 1988 — Gary Anderson, running back
 1989 — Anthony Miller, wide receiver
 1990 — Marion Butts, running back
 1991 — Ronnie Harmon, running back
 1992 — Ronnie Harmon, running back
 1993 — Leslie O'Neal, defensive end
 Junior Seau, linebacker
 1994 — Natrone Means, running back
 1995 — Dwayne Harper, cornerback
 Leslie O'Neal, defensive end
 1996 — Tony Martin, wide receiver
 1997 — Junior Seau, linebacker
 1998 — Junior Seau, linebacker
 1999 — Junior Seau, linebacker
 2000 — Junior Seau, linebacker
 2001 — Junior Seau, linebacker
 2002 — LaDainian Tomlinson, running back
 2003 — LaDainian Tomlinson, running back
 2004 — Drew Brees, quarterback

CHARGERS LINEMAN OF YEAR

- 1971 — Walt Sweeney, guard
 1972 — Deacon Jones, defensive end
 1973 — Russ Washington, tackle
 1974 — Doug Wilkerson, guard

- 1975 — Doug Wilkerson, guard
 1976 — Doug Wilkerson, guard
 1977 — Doug Wilkerson, guard
 1978 — Fred Dean, defensive end
 1979 — Wilbur Young, defensive tackle
 1980 — Gary Johnson, defensive tackle
 1981 — Doug Wilkerson, guard
 1982 — Doug Wilkerson, guard
 1983 — Ed White, guard
 1984 — Ed White, tackle
 Doug Wilkerson, guard
 1985 — Ed White, guard
 1986 — Jim Lachey, tackle
 1987 — Jim Lachey, tackle
 1988 — Lee Williams, defensive end
 1989 — Lee Williams, defensive end
 Leslie O'Neal, outside linebacker
 1990 — Lee Williams, defensive end
 1991 — Courtney Hall, center
 Harry Swayne, tackle
 1992 — Leslie O'Neal, defensive end
 1993 — Courtney Hall, center
 1994 — Leslie O'Neal, defensive end
 1995 — Shawn Lee, defensive tackle
 1996 — Eric Moten, guard
 1997 — Raleigh McKenzie, center
 John Parrella, defensive tackle
 1998 — Norman Hand, defensive tackle
 1999 — Norman Hand, defensive tackle
 Raylee Johnson, defensive end
 2000 — John Parrella, defensive tackle
 2001 — Raylee Johnson, defensive end
 2002 — Jason Ball, center
 2003 — Cory Raymer, center
 DeQuincy Scott, defensive tackle
 2004 — Jamal Williams, defensive tackle

CHARGERS MOST INSPIRATIONAL PLAYER

- (Emil Karas Memorial Award)
 1975 — Pat Curran, tight end
 1976 — Tom Graham, middle linebacker
 1977 — Pat Curran, tight end
 1978 — Hank Bauer, halfback
 1979 — Glen Edwards, free safety
 1980 — Charlie Joiner, wide receiver
 Glen Edwards, safety
 Rolf Benirschke, kicker
 1981 — Charlie Joiner, wide receiver
 1982 — Charlie Joiner, wide receiver
 1983 — Charlie Joiner, wide receiver
 1984 — Charlie Joiner, wide receiver
 1985 — Charlie Joiner, wide receiver
 1986 — Charlie Joiner, wide receiver
 1987 — Woodrow Lowe, linebacker
 1988 — Gill Byrd, cornerback
 1989 — Gill Byrd, cornerback
 1990 — Gill Byrd, cornerback
 1991 — Gill Byrd, cornerback
 1992 — Gill Byrd, cornerback
 1993 — Gill Byrd, cornerback
 1994 — Eric Bieniemy, running back
 Eric Moten, guard
 1995 — Eric Moten, guard
 1996 — Kevin Ross, safety
 1997 — Junior Seau, linebacker
 1998 — Charles Dimry, cornerback
 1999 — Charles Dimry, cornerback

Continued next page

CHARGERS MOST

INSPIRATIONAL PLAYER, *cont.*

- 2000 — John Parrella, defensive tackle
- 2001 — John Parrella, defensive tackle
- 2002 — Junior Seau, linebacker
- 2003 — Doug Flutie, quarterback
LaDainian Tomlinson, running back
- 2004 — Drew Brees, quarterback

CHARGERS DEFENSIVE PLAYER OF YEAR

- (David Griggs Memorial Award)
- 1996 — Rodney Harrison, safety
 - 1997 — Rodney Harrison, safety
 - 1998 — Junior Seau, linebacker
 - 1999 — Junior Seau, linebacker
 - 2000 — Rodney Harrison, safety
 - 2001 — Rodney Harrison, safety
Ryan McNeil, cornerback
 - 2002 — Donnie Edwards, linebacker
 - 2003 — Donnie Edwards, linebacker
 - 2004 — Jamal Williams, defensive tackle

CHARGERS OFFENSIVE PLAYER OF YEAR

- (Rodney Culver Memorial Award)
- 1996 — Tony Martin, wide receiver
 - 1997 — Gary Brown, running back
 - 1998 — Natrone Means, running back
 - 1999 — Jeff Graham, wide receiver
 - 2000 — Freddie Jones, tight end
 - 2001 — LaDainian Tomlinson, running back
 - 2002 — LaDainian Tomlinson, running back
 - 2003 — LaDainian Tomlinson, running back
 - 2004 — Antonio Gates, tight end

CHARGERS SPECIAL TEAMS PLAYER OF YEAR

- 1978 — Pete Shaw, Artie Owens
- 1979 — Pete Shaw
- 1980 — Hank Bauer
- 1981 — Hank Bauer
- 1982 — Ray Preston
- 1983 — Derrie Nelson
- 1984 — Vince Osby
- 1985 — Derrie Nelson
- 1986 — Ty Allert
- 1987 — Daniel Hunter
- 1988 — Randy Kirk
- 1989 — Ken Woodard
- 1990 — John Carney
- 1991 — Darren Carrington
- 1992 — Darren Carrington
- 1993 — Lewis Bush
- 1994 — Andre Coleman
- 1995 — Andre Coleman
- 1996 — Mark Montreuil
- 1997 — Eric Metcalf
- 1998 — Steve Tovar
- 1999 — Fred McCrary
- 2000 — Darren Bennett
- 2001 — Ronney Jenkins
- 2002 — Carlos Polk
- 2003 — Leon Johnson
Carlos Polk
- 2004 — Mike Scifres

CAPTAINS

- 1961 — Jack Kemp, QB; Bill Hudson, DT
- 1962 — Dave Kocourek, TE; Chuck Allen, MLB
- 1963 — Ron Mix, T; Emil Karas, LB
- 1964 — Tobin Rote, QB; Earl Faison, DE
- 1965 — John Hadl, QB; Chuck Allen, MLB
- 1966 — John Hadl, QB; Chuck Allen, MLB
- 1967 — John Hadl, QB; Sam Gruneisen, C;
Chuck Allen, MLB; Frank Buncom, LB
- 1968 — John Hadl, QB; Sam Gruneisen, C;
Chuck Allen, MLB; Frank Buncom, LB
- 1969 — John Hadl, QB; Ron Mix, T; Chuck Allen,
LB; Rick Redman, MLB
- 1970 — John Hadl, QB; Sam Gruneisen, C;
Kenny Graham, S; Rick Redman, LB
- 1971 — John Hadl, QB; Pettis Norman, TE;
Rick Redman, LB; Pete Barnes, LB
- 1972 — John Hadl, QB; Sam Gruneisen, C;
Deacon Jones, DE
- 1973 — John Unitas, QB; Deacon Jones, DE
- 1974 — Russ Washington, T; Coy Bacon, DE;
Dave Rowe, DT
- 1975 — Russ Washington, T; Chris Fletcher, S
- 1976 — Russ Washington, T; Chris Fletcher, S
- 1977 — James Harris, QB; Louie Kelcher, DT;
Ray Preston, LB
- 1978 — Russ Washington, T; Louie Kelcher, DT
- 1979 — Russ Washington, T; Louie Kelcher, DT
- 1980 — Woodrow Lowe, LB; Doug Wilkerson, G;
Ed White, G; Louie Kelcher, DT
- 1981 — Woodrow Lowe, LB; Doug Wilkerson, G;
Ed White, G; Louie Kelcher, DT
- 1982 — Woodrow Lowe, LB; Doug Wilkerson, G;
Ed White, G; Hank Bauer, RB
- 1983 — Woodrow Lowe, LB; Doug Wilkerson, G;
Ed White, G; Ray Preston, LB
- 1984 — Woodrow Lowe, LB; Doug Wilkerson, G;
Charlie Joiner, WR; Ray Preston, LB
- 1985 — Woodrow Lowe, LB; Billy Ray Smith, LB;
Ed White, G; Charlie Joiner, WR
- 1986 — Woodrow Lowe, LB; Charlie Joiner, WR
- 1987 — Dan Fouts, QB; Don Macek, C;
Billy Ray Smith, OLB; Lee Williams, DE
- 1988 — Billy Ray Smith, OLB; Dennis McKnight, G;
Lee Williams, DE; Don Macek, C
- 1989 — Billy Ray Smith, OLB; Leslie O'Neal, LB;
Anthony Miller, WR; Lee Williams, DE
- 1990 — Martin Bayless, SS; Richard Brown, LB;
Broderick Thompson, T
- 1991 — 1993 Alternated each game
- 1994 — Stan Brock, T; Courtney Hall, C;
Leslie O'Neal, DE; Junior Seau, ILB
- 1995 — Stan Brock, T; Courtney Hall, C;
Leslie O'Neal, DE; Junior Seau, ILB
- 1996 — Tony Martin, WR; Eric Moten, G;
Kevin Ross, S; Junior Seau, ILB
- 1997 — 2002 Alternated each game
- 2003 — Drew Brees, QB; Donnie Edwards, LB;
Carlos Polk, LB; LaDainian Tomlinson, RB
- 2004 — Donnie Edwards, LB; Carlos Polk, LB;
LaDainian Tomlinson, RB;
Jamal Williams, DT

Postseason Results (7-12, .368)

Date	Opponent	W-L	Score
Sat. Jan. 8, 2005**	New York Jets	L (OT)	17-20
Sun. Dec. 31, 1995**	Indianapolis	L	20-35
Sun. Jan. 29, 1995++	San Francisco	L	26-49
Sun. Jan. 15, 1995+	at Pittsburgh	W	17-13
Sun. Jan. 8, 1995#	Miami	W	22-21
Sun. Jan. 10, 1993#	at Miami	L	0-31
Sat. Jan. 2, 1993**	Kansas City	W	17-0
Sun. Jan. 16, 1983^	at Miami	L	13-34
Sun. Jan. 9, 1983^	at Pittsburgh	W	31-28
Sun. Jan. 10, 1982+	at Cincinnati	L	7-27
Sat. Jan. 2, 1982#	at Miami	W (OT)	41-38
Sun. Jan. 11, 1981+	Oakland	L	27-34
Sat. Jan. 3, 1981#	Buffalo	W	20-14
Sat. Dec. 29, 1979**	Houston	L	14-17
Sun. Dec. 26, 1965*	Buffalo	L	0-23
Sun. Dec. 27, 1964*	at Buffalo	L	7-20
Sun. Jan. 5, 1964*	Boston	W	51-10
Sun. Dec. 24, 1961*	Houston	L	3-10
Sun. Jan. 1, 1961*	at Houston	L	16-24

++Super Bowl * AFL Championship ** AFC Wild Card # AFC Divisional
 +AFC Championship ^ 1982 Super Bowl Tournament



CHRONOLOGY

1959

- Aug. 14**—First meeting of proposed football league is held in Chicago with representatives of six teams, including Los Angeles entry headed by Barron Hilton.
- Aug. 22**—Second meeting of proposed football league is held in Dallas with announcement that league will be known as "American Football League."
- Oct. 14**—Frank Leahy, former Notre Dame football coach, is named general manager of Los Angeles team.
- Oct. 28**—Gerald Courtney of Hollywood wins expenses-paid trip to Mexico City and Acapulco for submitting "Chargers" in name-the-team contest.

1960

- Jan. 7**—Sid Gillman signs three-year contract to become head coach of Chargers.
- March 20**—Owner Barron Hilton unveils Chargers uniforms, blue and gold with lightning bolts on sides of helmets and trousers, at cocktail party at Hilton's Santa Monica residence; players Jack Kemp and Ron Mix model uniforms.
- April 9-12**—A total of 207 candidates is reduced to three who are invited back to summer training camp after four-day tryout camp in Burbank.
- June 9**—AFL teams sign five-year contract with American Broadcasting Company for televising selected games.
- July 1**—General manager Frank Leahy resigns because of poor health.
- July 8**—Chargers open training camp at Chapman College, Orange, 30 miles Southeast of Los Angeles.
- July 9**—Sid Gillman assumes dual role of coach and general manager.
- Aug. 6**—Paul Lowe returns opening kickoff 105 yards for a touchdown as Chargers defeat New York Titans 27-7 before 27,778 in Los Angeles Coliseum in first preseason game.
- Sept. 10**—The Chargers overcome 20-7 deficit in fourth quarter to defeat Dallas 21-20 before 17,724 persons in Coliseum in opening league game.
- Dec. 10**—A crowd of 9,928 at Coliseum watches Chargers top Denver 41-33 to clinch AFL Western Division title.
- Dec. 23**—Hilton says he will accept invitation to visit San Diego for possible move of Chargers from Los Angeles.

1961

- Jan. 1**—A crowd of 32,183 in Jeppesen Stadium and a national television audience sees host Houston defeat Chargers 24-16 for AFL Championship.
- Jan. 6**—Civic leaders form Greater San Diego Sports Association to attract major-league sports following Hilton's visit to San Diego.
- Feb. 10**—AFL gives Hilton formal approval to move Chargers to San Diego.

May 1—Workers begin enlarging the Chargers future home, Balboa Stadium, which will add an upper deck and increase capacity from 23,000 to 34,000.

July 22—The Chargers open training camp at University of San Diego.

Aug. 6—Balboa Stadium is reminiscent of ancient Roman ruins as Chargers defeat Houston 27-14, on a 93-degree afternoon before paid crowd of 12,304 in first preseason game.

Nov. 19—Chargers defeat Dallas 24-14 to clinch AFL West title with five games remaining; Charlie McNeil makes club's 43rd pass interception, a professional record.

Dec. 17—The Chargers lose to Boston 41-0 in Balboa Stadium, but Dick Harris intercepts Babe Parilli's pass to Gino Cappelletti, the Chargers 49th interception of the season, setting a new NFL record.

Dec. 24—Houston defeats Chargers 10-3 before 29,556 in Balboa Stadium to win second AFL championship.

1962

Jan. 7—West defeats East 47-27 in Balboa Stadium in first AFL All-Star game, featuring 11 Chargers players and the team's coaches.

July 16—Chargers open training camp at USD.

Sept. 16—Keith Lincoln returns kickoff 103 yards versus New York Titans for first kickoff return touchdown in team history.

1963

Jan. 13—Earl Faison is named Outstanding Defensive Player as West defeats East 21-14 in AFL All-Star game before 27,641 in Balboa Stadium.

April 30—Barron Hilton and his father, Conrad, sell one-third of their interest in the Chargers to San Diego businessmen John Mabee, George Pericano, Kenneth Swanson and James Copley, and Los Angeles businessman M.L. Bengston.

July 10—The Chargers open training camp at Rough Acres Ranch, located near Boulevard, a hamlet of 100 persons in the mountains of east San Diego County, 60 miles from the city.

Dec. 22—Eight Chargers score and Paul Lowe rushes for 183 yards and two touchdowns on 17 carries as Chargers clinch AFL West title with 58-20 victory over Denver. The season ended one week later than scheduled after AFL postponed games weekend following Nov. 22 assassination of President John F. Kennedy.

1964

Jan. 5—Keith Lincoln accounts for 349 yards of total offense as Chargers win AFL Championship defeating Boston 51-10 before 30,127 in Balboa Stadium.

Jan. 19—Lincoln is named MVP after gaining 121 yards on 14 carries as West defeats East, 27-14 in front of 20,016 in AFL All-Star game at Balboa Stadium.

Jan. 29—AFL signs a five-year television contract with National Broadcasting Company for a record \$36 million; the contract will commence with the 1965 season.

July 15—The Chargers open training camp at the Travelodge in Escondido.

Oct. 3—The Chargers and New York Jets tied 17-17 before a record AFL crowd of 50,222 fans, including 46,828 paid, in New York's Shea Stadium.

Nov. 26—A Balboa Stadium attendance record of 34,865 is set as Buffalo defeats San Diego 27-24 on Thanksgiving Day.

Dec. 6—The Chargers defeat the Jets 38-3 before 25,753 in Balboa Stadium to clinch their fourth AFL West title in five years.

Dec. 26—With Lance Alworth out of the game with a knee injury and fullback Keith Lincoln sidelined in the first quarter with a fractured rib, the Chargers are beaten 20-7 in Buffalo for the AFL Championship.

1965

Jan. 16—Keith Lincoln runs 80 yards for one touchdown and combines on a 73-yard pass play for a touchdown as the West defeats the East 38-14 in the AFL All-Star game at Houston's Jeppesen Stadium. The game, originally moved from San Diego to New Orleans, was switched to Houston on one day's notice after black players experienced mistreatment in New Orleans.

April 27—The San Diego City Council endorses construction of a multipurpose stadium in Mission Valley and drops idea of a floating stadium in Mission Bay.

May 17—The City Council approves expenditure of \$750,000 for architectural and engineering drawings of a 50,000-seat stadium at the southwest corner of Friars Road and Murphy Canyon Road in Mission Valley.

July 14—The Chargers open training camp in Escondido.

Nov. 2—Construction of a \$27 million stadium is authorized by a 73 percent "yes" vote by San Diego citizens.

Dec. 12—San Diego wins fifth AFL West title in six years by defeating Houston 37-26.

Dec. 23—Paul Lowe and Lance Alworth finish 1-2 in balloting by players for AFL player of the year.

Dec. 24—Groundbreaking ceremonies are conducted for San Diego Stadium.

Dec. 26—Buffalo defeats the Chargers 23-0 in front of 30,361 in Balboa Stadium for AFL Championship; a new automobile, the "Charger," is introduced by Chrysler officials at halftime.

1966

Jan. 15—The AFL All-Stars beat the Buffalo Bills 30-19 as Lance Alworth catches two touchdown passes and Chargers linebacker Frank Buncom is Defensive Player of the Game before a crowd of 35,572 in Houston's Rice Stadium.

Jan. 18—Tight end Dave Kocourek, guard Ernest Park, and defensive backs Dick Westmoreland and Jimmy Warren are selected from San Diego by Miami in the allocation draft to stock the new AFL franchise during league meeting in Houston.

June 8—AFL and NFL teams announce plans to merge in 1970; the Chargers and Los Angeles Rams announce they will play three preseason games in San Diego Stadium beginning in 1967.

July 8—The Chargers report to training camp in Escondido.

Aug. 25—Eugene V. Klein of Beverly Hills heads a group of 21 business executives who purchase the Chargers for \$10 million, a record transaction in professional football.

1967

July 10—The Chargers report to their Escondido training camp.

Aug. 20—San Diego Stadium is dedicated before a crowd of 45,988; Detroit defeats the Chargers 38-17 in San Diego's first meeting with an NFL team.

Oct. 15—Leslie "Speedy" Duncan has 203 yards in returns, 35 on a fumble recovery for a touchdown, 68 on four kickoff returns, and 100 for a touchdown on the longest interception return in AFL history as the Chargers defeat Kansas City 45-31 in a game in which the teams combine for 897 yards total offense and 622 yards in returns.

Dec. 3—The Chargers fall to Oakland 41-21 before 52,661, the first sellout crowd in San Diego Stadium history; another 2,018 persons watch the game on closed-circuit television at the San Diego Sports Arena.

1968

July 5—The Chargers open training camp in Escondido.

Aug. 3—The Chargers open the preseason at home and score their first victory over an NFL team, defeating San Francisco 30-18 before 39,553 in San Diego Stadium.

Nov. 24—Leslie "Speedy" Duncan sets an AFL record with a 95-yard punt return for a touchdown in a 37-15 loss to the New York Jets in San Diego Stadium.

1969

July 11—The Chargers open training camp at the University of California at Irvine.

Sept. 28—The Chargers defeat the defending Super Bowl III champion New York Jets before a record San Diego Stadium crowd of 54,042.

Nov. 14—Offensive backfield coach Charlie Waller is named head coach following the resignation of Sid Gillman, who is suffering from a stomach ulcer and chest hernia. Gillman continues as general manager.

Dec. 14—Lance Alworth sets a professional record with a pass reception in his 96th consecutive game; the Chargers finish with an 8-6 record and a 45-6 victory over Buffalo.

1970

Jan. 17—John Hadl completes 18 of 26 passes for 224 yards and one touchdown while leading the West to a 26-3 victory over the East in the final AFL All-Star game before 30,170 in the Houston Astrodome.

1970, cont.

- July 15**—The Chargers open training camp at the University of California at Irvine.
- Sept. 27**—Smoke and ashes from a huge fire in San Diego's east county darken the skies over San Diego Stadium as John Hadl hurls touchdown passes of 65 yards to Jeff Queen and 37 yards to Lance Alworth in the final 5:18, giving the Chargers a 27-27 tie with Oakland.
- Dec. 30**—Sid Gillman returns as head coach and Charlie Waller becomes offense coach in staff reorganization announced by President Gene Klein.

1971

- Feb. 13**—Harland Svare is named general manager.
- May 19**—The Chargers trade wide receiver Lance Alworth to Dallas for tight end Pettis Norman, tackle Tony Liscio and defensive tackle Ron East.
- July 10**—Summer training camp opens at UC Irvine.
- Nov. 15**—Dennis Partee's 45-yard field goal at the gun lifts the Chargers to a 20-17 Monday Night Football victory over St. Louis.
- Nov. 22**—After a 34-33 loss at Oakland leaves San Diego with a 4-6 record, Head Coach Sid Gillman resigns and is replaced on an interim basis by General Manager Harland Svare.
- Dec. 19**—Svare is named head coach in a locker room press conference following 49-33 loss at Houston.

1972

- Jan. 18**—John Hadl is named National Football League "Man of the Year" for top citizen-athlete of 1971; a \$25,000 scholarship fund in Hadl's name will benefit San Diego students.
- March 28**—Former Chargers great Lance Alworth is inducted into the San Diego Hall of Fame at the Balboa Park Hall of Champions.
- July 12**—The Chargers report to training camp in Irvine.
- Sept. 5**—The Chargers trade defensive tackle George Wright to Cleveland for a 1973 fifth-round draft choice, climaxing a 221-day period in which General Manager-Head Coach Harland Svare consummates 21 trades, an NFL record.
- Dec. 3**—The Chargers outgain Oakland, 440 yards to 298, and Mike Garrett rushes for 145 yards on 28 carries but the Bolts lose 21-19 before a record San Diego Stadium crowd of 54,611.

1973

- Jan. 22**—The Chargers obtain future Hall-of-Fame quarterback Johnny Unitas from Baltimore.
- Jan. 25**—The Chargers trade quarterback John Hadl to Los Angeles for defensive end Coy Bacon and running back Bob Thomas.
- July 11**—The Chargers begin training camp at UC Irvine.
- Sept. 30**—Unitas' 30-yard pass to Mike Garrett against Cincinnati in San Diego makes Unitas the first quarterback to pass for more than 40,000 yards.
- Nov. 5**—Harland Svare resigns as head coach but remains general manager; Ron Waller is appointed interim head coach.

1974

- Jan. 8**—Tommy Prothro is named the fifth head coach of the Chargers by President Gene Klein.
- Jan. 29**—Prothro's first significant trade sends Walt Sweeney, a 32-year-old former all-pro guard who played in 154 consecutive games for the Chargers, to Washington for a draft choice.
- July 3**—The Chargers open training camp at a new base, U.S. International University.
- Sept. 29**—Rookie Don Woods, claimed on waivers 12 days earlier from Green Bay, rushes for 157 yards on 18 carries and scores on a 56-yard run, but defending Super Bowl VIII Champion Miami scores 21 points in the final 11 minutes for a 28-21 victory.
- Dec. 15**—Don Woods rushes for 105 yards to set a team and NFL rookie single-season record with 1,162 yards; the Chargers 17-0 victory over Denver represents their first shutout in 105 games.

1975

- Jan. 2**—Don Woods is named NFL Rookie of the Year.
- Feb. 6**—John Sanders is named assistant to the president.
- March 10**—Former Chargers tackle Ron Mix is inducted into the San Diego Hall of Fame.
- June 17**—Paul "Tank" Younger is named assistant general manager.
- July 8**—The Chargers open training camp at USIU.
- Dec. 7**—The Chargers end an 11-game losing streak by defeating Kansas City 28-20.

1976

- Jan. 20**—Harland Svare resigns as general manager.
- Feb. 16**—John Sanders is named the team's new general manager.
- July 5**—The University of California at San Diego becomes the sixth summer training base in club history.
- Aug. 8**—San Diego defeats New England 27-17 in Norman, Oklahoma, to begin a 15-day travel odyssey.
- Aug. 15**—A crowd of 38,000 watches the St. Louis Cardinals defeat the Chargers 20-10 in Tokyo's Korakuen Stadium.
- Aug. 21**—The Chargers complete their international trip with a 17-16 loss to San Francisco in Honolulu.
- Sept. 28**—The Chargers explode for 27 points in the second quarter and demolish St. Louis 43-24 for a 3-0 regular-season start, their best since 1968.
- Oct. 17**—The Chargers invite many of their former players to an alumni weekend in San Diego and celebrate the occasion with a 30-27 victory over Houston; the late Frank Buncom, Bob Laraba, Emil Karas and Jacque MacKinnon are made honorary members of the new Chargers Hall of Fame.

1977

- July 15**—The Chargers open training camp at UCSD.
- Oct. 30**—Rolf Benirschke's point after touchdown with time elapsed following James Harris' five-yard touchdown run on a fourth-down play, gives Chargers 14-13 win at Miami.
- Nov. 13**—Lance Alworth, who starred for the Chargers from 1962-1970, becomes the first member of the Chargers Hall of Fame at halftime of the Chargers game with Denver.
- Nov. 20**—With quarterbacks James Harris and Bill Munson sidelined with injuries and Dan Fouts not having reported, the Chargers beat defending Super Bowl XI Champion Oakland 12-7 behind rookie quarterback Cliff Olander before 50,887 in San Diego Stadium.

1978

- Jan. 23**—Lance Alworth becomes the first player from the AFL to be named to the Pro Football Hall of Fame; it is announced at halftime of the AFC-NFC Pro Bowl in Tampa.
- July 12**—The Chargers begin training camp at UCSD.
- Sept. 25**—Don Coryell is named the sixth head coach of the Chargers by President Gene Klein after Tommy Prothro resigns.
- Oct. 8**—The Chargers control the ball for 45 minutes, 17 seconds, and defeat Denver 23-0 for Coryell's first victory.
- Nov. 5**—Ron Mix is inducted into the Chargers Hall of Fame at halftime of the Cincinnati game.
- Nov. 12**—Dan Fouts' 14-yard pass to John Jefferson with no time remaining gives the Chargers a 29-23 overtime win against Kansas City.

1979

- Jan. 29**—Ron Mix becomes the second AFL player and second Charger to be named to the Pro Football Hall of Fame; it is announced during halftime of the AFC-NFC Pro Bowl.
- May 3**—The Chargers trade the 20th and 47th picks in the NFL Draft for Cleveland's 13th choice, with which San Diego chooses tight end Kellen Winslow from the University of Missouri.
- July 16**—Training camp opens at UCSD.
- Oct. 21**—Quarterback Dan Fouts passes for 326 yards in a 40-16 victory at Los Angeles to tie NFL record for consecutive 300-yard passing games.
- Oct. 25**—Fouts sets an NFL record with his fourth-consecutive 300-yard passing game, throwing for 303 yards at Oakland.
- Nov. 18**—Paul Lowe is inducted into the Chargers Hall of Fame during halftime of Pittsburgh game.
- Dec. 11**—The Chargers clinch their first playoff berth in 14 years, scoring all their points in the first half of a 35-0 victory at New Orleans.
- Dec. 17**—The Chargers defeat Denver 17-7 for their first division title since 1965; the game is played before 51,910 in San Diego Stadium and a national Monday Night Football television audience.

1980

- Jan. 14**—General Manager John Sanders is named NFL Executive of the Year in balloting of other NFL executives conducted by *The Sporting News*.
- Jan. 27**—Head coach Don Coryell and his staff, along with players Russ Washington, Dan Fouts, Gary Johnson, Fred Dean, John Jefferson, Charlie Joiner and Ed White represent the Chargers on AFC squad in Pro Bowl at Honolulu's Aloha Stadium.
- July 11**—The Chargers open training camp at UCSD.
- Sept. 14**—Dan Fouts' 24-yard touchdown pass to John Jefferson gives the Chargers a 30-24 victory over Oakland in overtime before 51,943 at San Diego Stadium.
- Sept. 28**—The Chargers win their fourth game in a row against AFC West opponents, defeating Kansas City 24-7 at Arrowhead Stadium. The 4-0 record is the Chargers' best at the beginning of the season since 1966.
- Oct. 19**—Dan Fouts sets a club record with 444 yards passing and the Chargers 44-7 victory over the New York Giants is the most one-sided by a San Diego team since 1969.
- Nov. 30**—Running back Keith Lincoln and Barron Hilton are inducted into the Chargers Hall of Fame.
- Dec. 22**—Kellen Winslow catches 10 passes for 171 yards and Chargers clinch second straight AFC West title by defeating Pittsburgh 26-17 before 51,785 in San Diego Stadium and a national Monday Night Football television audience. San Diego Mayor Pete Wilson announces that the stadium will be renamed San Diego Jack Murphy Stadium in honor of Jack Murphy, late sports editor of *The San Diego Union*.

1981

- Feb. 1**—Eight Chargers compete on the AFC Pro Bowl squad and, for the first time in Pro Bowl history, three defensive linemen from the same team, Gary Johnson, Louie Kelcher and Fred Dean, are in the starting lineup.
- July 17**—The Chargers open training camp at UCSD.
- Sept. 7**—Dan Fouts passes for 330 yards and three touchdowns, Chuck Muncie rushes for 161 yards, and Charlie Joiner catches six passes for 191 yards as the Chargers rout Cleveland 44-14 before 78,904 fans in Cleveland in the season opener on Monday Night Football.
- Nov. 22**—Dan Fouts passes for six touchdowns, including four to Kellen Winslow, who also catches a fifth from Chuck Muncie, in 55-21 win at Oakland.
- Nov. 29**—Ernie Ladd and Walt Sweeney, stars of the 1960s, are inducted into the Chargers Hall of Fame.
- Dec. 21**—The Chargers clinch their third straight AFC West championship on the final Monday night of the season, defeating Oakland 23-10.

1982

- Jan. 2**—Rolf Benirschke's 27-yard field goal after 13:52 of overtime gives the Chargers a dramatic 41-38 victory over Miami in the Orange Bowl in one of the most epic playoff games in NFL history.
- Jan. 10**—After playing in perhaps the greatest game, the Chargers lose the AFC Championship on the coldest; the temperature is nine degrees below zero and wind-chill factor is 59 below as Cincinnati beats the Chargers 27-7 at Riverfront Stadium in Cincinnati.
- July 24**—The Chargers open training camp at UCSD.
- Sept. 12**—Rolf Benirschke kicks three field goals and the Chargers defense doesn't allow a touchdown for the first time since Dec. 9, 1979, as San Diego wins season opener 23-3 in Denver.
- Sept. 21**—NFL Players Association walks out on strike.
- Nov. 16**—Management Council and NFLPA reach agreement after missing eight weeks of season.
- Nov. 22**—Raiders beat San Diego in Los Angeles 28-24 on opening Monday night after strike; Chargers held 24-0 lead in second quarter.
- Dec. 11**—Dan Fouts ties club records with 444 yards passing and 33 completions; Chargers have three receivers with over 100 yards receiving; San Diego beats Super Bowl XVI champion San Francisco 41-37.
- Dec. 20**—The Chargers set four team records, including one for 661 total yards, while defeating defending AFC Conference Champion Cincinnati 50-34.

1983

- Jan. 9**—Chuck Muncie runs for 126 yards on 25 carries, his third straight 100-yard performance, and Dan Fouts throws for 333 yards as Chargers win opening-round playoff game in Pittsburgh 31-28.
- Jan. 16**—Miami picks off five Dan Fouts passes and holds visitors scoreless in the second half, defeating San Diego in second round 34-13.
- April 11**—The Chargers sign 20-year lease with City of San Diego to play their games in San Diego Jack Murphy Stadium. Lease contains terms to expand stadium to 60,100 seats.
- April 26**—San Diego uses three first-round draft choices to select Billy Ray Smith, Gary Anderson and Gill Byrd.
- July 16**—The Chargers open training camp at UCSD.
- Oct. 2**—Dan Fouts injures throwing shoulder in 41-34 victory at New York Giants; Chargers improved record to 2-3 after worst start since 1978 and Fouts plays next two weeks before missing six games during year due to injury.
- Oct. 10**—Construction begins on San Diego Jack Murphy Stadium to expand seating capacity to 60,100.
- Nov. 27**—Quarterback John Hadl is inducted into Chargers Hall of Fame at halftime of Denver game.
- Dec. 11**—Kellen Winslow catches 14 passes versus Kansas City to set club record.

1984

- Jan. 16**—Rolf Benirschke is named NFL/Miller Man of the Year.
- May 1**—Construction concludes expansion of San Diego Jack Murphy Stadium to capacity of 60,100.
- May 24**—NFL announces San Diego will host Super Bowl XXII, Jan. 31, 1988.
- June 5**—The Chargers draft Lee Williams in first round of supplemental draft of non-NFL professionals.
- July 14**—The Chargers open training camp at UCSD.
- Aug. 1**—Alex G. Spanos purchases majority interest in Chargers from Eugene V. Klein; Spanos, of Stockton, Calif., is one of America's leading apartment complex builders.
- Aug. 28**—Spanos is officially approved as majority owner of Chargers by vote of NFL owners. "I'm on cloud nine," said Spanos. "This is the culmination of a dream, a lifelong dream. I'm a very happy man today."
- Oct. 7**—Kellen Winslow catches 15 passes at Green Bay to set new club record.
- Oct. 29**—Linebacker Chuck Allen is inducted into Chargers Hall of Fame at halftime of Seattle game.
- Nov. 25**—Charlie Joiner sets NFL record with his 650th pass reception in fourth quarter of game at Pittsburgh.
- Dec. 11**—Charlie Joiner Day in San Diego is declared by Mayor Roger Hedgecock.

1985

- May 10**—The Chargers have a club-record 107 players at mini camp.
- July 20**—The Chargers open training camp at UCSD.
- Nov. 3**—Wide receiver Gary Garrison and head coach Sid Gillman are inducted into the Chargers Hall of Fame at halftime of game with Denver Broncos.
- Nov. 10**—Lionel James gains 345 all-purpose yards in 40-34 overtime victory versus Los Angeles Raiders, second-most in NFL history behind 373 yards by Houston's Billy Cannon at New York on Dec. 10, 1961. James caught 11 passes and scored winning touchdown on 17-yard run.
- Nov. 17**—Gary Anderson returns opening kickoff at Denver 98 yards for touchdown, the second kickoff return for touchdown in club history.
- Dec. 22**—Guard Ed White sets NFL record by playing in 241st NFL game, most all-time among offensive linemen; Mark Herrmann sets club records with 37 completions and 58 attempts at Kansas City while starting for injured Dan Fouts.
- Dec. 23**—Head coach Don Coryell has his contract extended and receivers coach Al Saunders is promoted to assistant head coach.

1986

- July 19**—The Chargers open training camp at UCSD.
- Sept. 7**—San Diego opens season with 500 yards total offense, 224 rushing and 276 passing, and a 50-28 victory over Miami.

- Oct. 26**—Chargers lose seventh straight game 23-7 at Philadelphia in Week 8.
- Oct. 29**—Assistant Head Coach Al Saunders is named the seventh head coach in Chargers history following the resignation of Don Coryell; at age 39, Saunders is the youngest head coach in the NFL.
- Nov. 9**—The 1-8 Chargers defeat the 8-1 Broncos in Denver 9-3 for Saunders' first win as an NFL head coach.

1987

- Jan. 6**—Head coach Al Saunders signs a five-year contract.
- Jan. 12**—Wide receiver Charlie Joiner retires with 750 career receptions, most in NFL history; he is named wide receivers coach for the Chargers.
- Jan. 27**—Steve Ortmyer is named director of football operations.
- July 25**—The Chargers open training camp at UCSD.
- Sept. 22**—NFL Players Association begins strike which lasts 24 days, causing cancellation of Week 3 games before replacement teams are fielded.
- Oct. 15**—NFLPA strike ends.
- Oct. 18**—Chargers finish as one of NFL's two undefeated (3-0) strike teams, winning all games in fourth quarter, including 23-17 win over Los Angeles Raiders, Chargers first win over Raiders in Coliseum.
- Nov. 15**—San Diego's 16-14 win over Raiders on national television gives Chargers eighth-straight win, best record in NFL (8-1), and first sweep of Raiders since 1981.
- Dec. 27**—Chargers finish 8-7, first winning record since 1982, despite ending season with six straight losses, including 24-0 loss in Denver blizzard.

1988

- Jan. 31**—San Diego hosts Super Bowl XXII in Jack Murphy Stadium; Washington defeats Denver 42-10.
- March 24**—Quarterback Dan Fouts retires after 15-year career in which he set seven NFL records, 42 club records, and became NFL's second all-time leading passer with 43,040 yards.
- July 13**—The Chargers open training camp at UCSD.
- Sept. 18**—Chargers end eight-game regular season losing streak with 17-6 win over Seattle, their first win against Seahawks since 1983.
- Nov. 27**—Dan Fouts' jersey number 14 is retired at halftime of "Dan Fouts Day" game in San Diego; Chargers lose to 49ers 48-10.
- Dec. 18**—Gary Anderson sets club records with 34 rushing attempts and 217 yards in 24-13 win versus Kansas City.
- Dec. 19**—Head coach Al Saunders is released.

1989

- Feb. 9**—Forty-six-year-old Dan Henning, the former Chargers quarterback, Redskins assistant and Falcons head coach, is named the eighth head coach in Chargers history.

- July 22**—The Chargers open training camp at UCSD.
- Dec. 17**—Marion Butts sets a club record with 39 carries and a team rookie record with 176 yards in 20-13 win over Kansas City.
- Dec. 18**—Director of Football Operations Steve Ortmyer is released.
- Dec. 24**—Chargers end the season with 19-16 win over AFC Champion Denver, marking 14th game in a row opponents were held to 20 points or less, and the 13th game of season decided by seven points or less.

1990

- Jan. 3**—Bobby Beathard is named general manager.
- Jan. 25**—Dick Daniels is named assistant general manager.
- March 11**—Former team president Eugene V. Klein dies.
- April 17**—The Chargers announce the formation of a cheerleading dance team.
- July 21**—The Chargers open training camp at UCSD.
- Oct. 28**—Gill Byrd intercepts two passes versus Tampa Bay, the 29th and 30th of his career, to surpass Dick Harris for the most in team history.
- Dec. 16**—Marion Butts gains 71 yards at Denver to set a new Chargers single-season rushing record with 1,225 yards, surpassing Earnest Jackson's 1,179 yards.

1991

- Feb. 19**—Ed White is inducted into the Breitbard Hall of Fame.
- April 5**—Alex Spanos serves as National Chairman of the United Service Organization's Golden Anniversary Salute Luncheon in Los Angeles and produces the USO's most successful fundraising event in history; the event raises more than \$4.5 million.
- July 15**—The Chargers open training camp at UCSD.
- Oct. 6**—The 0-5 Chargers defeat the 3-2 Raiders 21-13 in the Coliseum for their first victory of 1991; it was San Diego's first non-strike victory in the Coliseum since the Raiders moved to Los Angeles.
- Dec. 23**—Head coach Dan Henning and the entire coaching staff are released.

1992

- Jan. 2**—Former Georgia Tech head coach Bobby Ross is named the ninth head coach in team history.
- July 15**—The Chargers open training camp at UCSD.
- Aug. 13**—The Chargers acquire quarterback Stan Humphries in trade with Washington Redskins.
- Nov. 1**—Chargers defeat Indianapolis 34-14; become first team in NFL history to win four straight games after starting season 0-4.
- Dec. 20**—Chargers clinch first playoff berth since 1983 with 36-14 win at Raiders; make history as only team to start season 0-4 and finish season by making playoffs and posting winning record.
- Dec. 27**—Chargers win AFC West title with 31-14 victory over Seattle in Kingdome.

1993

- Jan. 2**—Marion Butts runs for 119 yards and one touchdown as offense gains 342 yards on rain-soaked field at Jack Murphy Stadium as the Chargers shut out Kansas City 17-0 in AFC Wild Card Playoff game; Chargers' defense has seven sacks and two interceptions.
- Jan. 10**—Miami intercepts Stan Humphries four times and holds visitors scoreless as Dolphins defeat San Diego 31-0 in AFC Divisional Playoffs.

July 15—The Chargers open training camp at UCSD.

Sept. 19—Dan Fouts and Charlie Joiner are inducted into the Chargers Hall of Fame in ceremony at halftime of Oilers game; the team also salutes all of its former players, including members from the 1963 championship team. The same afternoon, John Carney connected on his 29th consecutive field goal, shattering the NFL record of 25 in a row set by Morten Andersen of New Orleans. Carney kicked six field goals for the second time this season as the Chargers edged the Oilers 18-17.

Oct. 27—NFL owners meet in suburban Chicago and award Super Bowl XXXII—scheduled for January 25, 1998—to San Diego.

Nov. 9—In recognition of Alex Spanos' efforts to help bring Super Bowl XXXII to San Diego, Mayor Susan Golding proclaims Nov. 9, 1993, "Alex G. Spanos Day" in San Diego.

Nov. 29—The Chargers make their first appearance on ABC's Monday Night Football since October 6, 1986, and defeat the Indianapolis Colts at the Hoosier Dome 31-0.

Dec. 12—Barron Hilton is honored before the Chargers-Packers game with a tribute and the unveiling of a bronze sculpture to be on permanent display at Jack Murphy Stadium. Hilton was one of the founding members of the American Football League in 1959 and brought the Chargers to San Diego in 1961 to become the city's first major league sports franchise.

1994

July 13—The Chargers open training camp at UCSD.

July 30—The Chargers fall to the Atlanta Falcons 21-17 in the team's second appearance in the Hall of Fame game in Canton, Ohio.

Aug. 13—San Diego makes its first appearance in an American Bowl game, losing to the New York Giants 28-20 in Olympic Stadium in Berlin, Germany. The game concludes the longest road trip in team history; the Chargers played two games during their 10-day road trip.

Sept. 4—Stanley Richard returns an interception 99 yards for a touchdown to give San Diego a 27-24 lead at halftime on the way to a remarkable 37-34 come-from-behind win in Denver to open the season.

Sept. 18—Stan Humphries and Tony Martin combine on an NFL record-tying 99-yard touchdown completion; Chargers defeat the Seahawks in Husky Stadium 27-10.

Sept. 25—The Chargers defeat the Raiders in Los Angeles 26-24 on a 33-yard John Carney field goal with two seconds remaining; Bolts improved their record to 4-0, the team's best start since 1980.

Oct. 16—San Diego remains NFL's only unbeaten team (6-0), winning at New Orleans 36-22.

Dec. 18—Chargers clinch AFC Western Division title with 21-6 win over the N.Y. Jets in Giants Stadium.

1995

Jan. 8—The Chargers advance to the AFC Championship game with a 22-21 victory over Miami in front of a record home crowd of 63,381; San Diego recovered from a 21-6 third-quarter deficit.

Jan. 15—The Chargers advance to the Super Bowl for the first time in franchise history with a stunning 17-13 victory over the heavily-favored Pittsburgh Steelers at Three Rivers Stadium. Linebacker Dennis Gibson knocked down a Neil O'Donnell pass and stopped the Steelers on downs on the Chargers' three-yard line with 1:04 left in the game. The team returns to San Diego following the game and is greeted by an estimated crowd of 70,000 screaming fans packed inside Jack Murphy Stadium.

Jan. 29—In Super Bowl XXIX in Miami, Florida, the Chargers suffer a 49-26 loss to the San Francisco 49ers.

Jan. 30—More than 100,000 San Diegans crowd the streets of downtown San Diego at a post-Super Bowl parade to show support for the Chargers upon their return from Miami.

Feb. 1—Defensive Coordinator Bill Arnsparger retires.

March 6—Chargers President/Vice Chairman Dean Spanos announces that the team has come to an agreement with the City of San Diego to extend its lease and call San Diego home through the year 2020. As part of the agreement, plans are outlined to permanently expand the seating capacity of Jack Murphy Stadium to accommodate more than 70,000 fans and modernize the 28-year-old facility.

May 2—Chargers President/Vice Chairman Dean Spanos signs General Manager Bobby Beathard and Head Coach Bobby Ross to contract extensions through the 1999 season.

May 18—Alex Spanos announces plans to create the Alex G. Spanos San Diego Foundation, a nonprofit organization designed to "help San Diego build on its strengths by supporting individuals, activities and organizations that work to make the city a better place to live." In addition, he announces the donation of \$1.5 million to the San Diego Hall of Champions.

June 19—Linebacker David Griggs is killed in a one-car accident in Davie, Florida, becoming the first player in team history to die while on the active roster.

July 29—Kellen Winslow is inducted into the Pro Football Hall of Fame.

Aug. 19—San Diego's preseason game at Houston is cancelled due to an "unsafe" playing surface at the Houston Astrodome. It marks the first time an NFL game has been cancelled.

- Sept. 3**—The Chargers become the first team to play a regular-season game versus the Raiders at the Oakland Coliseum since 1981.
- Nov. 27**—Dwayne Harper ties a team record with three interceptions in a 12-6 win over the Raiders.
- Dec. 17**—John Carney becomes the team's all-time field goal leader when he kicks his 147th and 148th career field goals in a 27-24 win at Indianapolis; Carney surpasses Rolf Benirschke's record of 146.
- Dec. 23**—Shaun Gayle returns an interception 99 yards through a barrage of snowballs thrown by New York fans as the Chargers seal a 27-17 win over the Giants at the New Jersey Meadowlands. It is the Chargers' fifth-consecutive win and clinches San Diego's third playoff berth in the past four seasons.
- Dec. 31**—The Chargers lose to the Indianapolis Colts 35-20 in a Wild Card Playoff game at Jack Murphy Stadium, ending San Diego's hope of returning to a second consecutive Super Bowl.

1996

- Jan. 27**—The Pro Football Hall of Fame announces that Charlie Joiner will be one of the players inducted as part of its Class of 1996; induction ceremonies are scheduled to take place July 27, 1996.
- April 3**—Chargers President/Vice Chairman Dean Spanos announces that minority owner George Pernicano has been selected to be the 19th member of the Chargers Hall of Fame.
- May 11**—Running back Rodney Culver and his wife, Karen, are killed in the crash of ValuJet Flight 592 in the Florida Everglades. Culver is the second player in team history to die while on the active roster after David Griggs was killed in a one-car accident in Davie, Florida, 11 months earlier.
- July 12**—The Chargers open training camp at UCSD for the 20th consecutive season.
- July 27**—The Chargers defeat the Pittsburgh Steelers 20-10 in Tokyo, Japan, in the American Bowl preseason opener. It was the Chargers' second American Bowl appearance and the team's second trip to Japan. The team played against the St. Louis Cardinals in Japan in 1976.
- Sept. 8**—Minority owner George Pernicano is inducted into the Chargers Hall of Fame at halftime of the Chargers-Bengals game. San Diego wins the game 27-14.
- Nov. 2**—Alex Spanos is the recipient of the Gloria Swanson Humanitarian Award at the American Cinema Awards 11th Annual All-Star Gala in Beverly Hills; the award is given to the individual who contributes beyond all others to those who are less fortunate in the United States and around the world.

1997

- Jan. 3**—Head Coach Bobby Ross resigns and the coaching staff is released.
- Jan. 10**—Alex Spanos donates \$1 million to the American Red Cross to assist flood victims in Northern California.
- Jan. 19**—General Manager Bobby Beathard names former Jacksonville Jaguars Offensive Coordi-

nator Kevin Gilbride the 10th head coach in team history.

- Feb. 13**—The Alex G. Spanos Sports Fields are dedicated at Kate Sessions Elementary School in Pacific Beach, culminating a \$102,000 donation from the Alex Spanos family. The students from Kate Sessions and The Bishops School, as well as the general community of Pacific Beach, use the fields.
- May 23**—Dean Spanos introduces Rolf Benirschke as the 20th selectee to the Chargers Hall of Fame; induction ceremonies will take place at halftime of the Chargers-Ravens game on Sept. 28.
- July 16**—The Chargers open training camp at UCSD for the 21st consecutive season.
- Aug. 2**—62,542 fans witness the Chargers defeat the San Francisco 49ers 20-13 in a preseason game; it is the first-ever game played in the newly renovated and expanded Qualcomm Stadium.
- Sept. 14**—John Carney surpasses Rolf Benirschke as the Chargers' all-time leading scorer with his 767th career point in a game against the Carolina Panthers.
- Nov. 16**—The Chargers establish a single-game home attendance record when 65,714 fans watch the Chargers play the Oakland Raiders. It is the second consecutive week and fourth time during the 1997 season that the Chargers surpass the previous home regular-season record of 63,012 set versus the then-Los Angeles Raiders on Monday, Dec. 5, 1994.

1998

- Jan. 20**—Former Atlanta Falcons Head Coach June Jones is named the Chargers quarterbacks coach.
- Jan. 21**—Ed McGuire is named the Chargers coordinator of football operations.
- Jan. 22**—Former Oakland Raiders and Arizona Cardinals Head Coach Joe Bugel is named the Chargers offensive line coach.
- Feb. 27**—Stan Humphries, the only quarterback in team history to lead the team to an AFC Championship, announces his retirement at a press conference at Chargers Park. Alex Spanos announces that he will make a \$100,000 donation to create the Brooke Humphries Heart Fund at Children's Hospital.
- March 12**—The Chargers obtain the second overall pick in the 1998 NFL Draft by trading their 1998 first-round choice (No. 3), 1998 second-round choice (No. 32), 1999 first-round choice, WR-KR Eric Metcalf and LB Patrick Sapp to the Arizona Cardinals. The Bolts use the second overall pick to select quarterback Ryan Leaf from Washington State.
- Sept. 6**—The Chargers defeat the Buffalo Bills 16-14 in front of 64,037 fans, marking the largest crowd at a Chargers home opener in team history.
- Oct. 13**—Head Coach Kevin Gilbride is released after the sixth game of the season. After winning their first two games to open the 1998 season, the Chargers lose four in a row as their record falls to 2-4. Quarterbacks coach June Jones takes over as the Chargers' interim head coach.

Continued next page

1998, cont.

Nov. 29—The Chargers set a home attendance record when 66,532 fans watch the Bolts play the undefeated defending Super Bowl Champion Denver Broncos, who defeat the Chargers 31-16. At halftime, cornerback Gill Byrd is formally inducted as the 21st member of the Chargers Hall of Fame.

1999

Jan. 20—Former Oregon State Head Coach Mike Riley is named the 12th head coach in Chargers history. Riley replaces June Jones who accepted a job as the head coach at the University of Hawaii following the end of the 1998 regular season.

March 22—Quarterback Jim Harbaugh is acquired in trade with Baltimore for a conditional draft choice in 2000.

Sept. 19—The Chargers defeat the Bengals in Cincinnati 34-7 making Mike Riley the first Chargers head coach to win his debut since Sid Gillman in 1960, the first year of the franchise.

Oct. 24—The Chargers set a home attendance record when 68,274 fans fill the stadium to watch the Bolts play Green Bay; the Packers win the game 31-3.

Nov. 21—Gary "Big Hands" Johnson is inducted into the Chargers Hall of Fame at halftime of the game versus Chicago.

Nov. 28—Harbaugh passes for a career-high 404 yards at Minnesota, making him the only quarterback in Chargers history, other than Dan Fouts, to pass for more than 400 yards in a game.

2000

Jan. 2—The Chargers finish the 1999 regular season with a 12-6 win in Denver, giving San Diego an overall record of 8-8 and an intra-division mark of 5-3, best in the AFC West. The win in Denver is the team's first since 1994, and the 8-8 mark is the team's best since 1996.

March 22—The Spanos family and the Chargers announce the contribution of more than \$3 million toward the new **Chargers Champions** community outreach initiative benefiting students, schools and educators who are "making the difference" for San Diego's future. **Chargers Champions** also encompasses the team's ongoing support of youth and high school football as well as its long-standing community service programs, such as the Blood Drive.

April 25—Bobby Beathard, who helped guide the Chargers to Super Bowl XXIX as well as two AFC West Championships and three playoff appearances during his 10 years as general manager, retires after 37 years in the NFL. Beathard is replaced by Ed McGuire, who is named vice president of football operations by team President Dean Spanos.

May 30—The Chargers honor 22 local high school juniors as the first **Chargers Champions**. Each student receives a college tuition scholarship of \$7,500 and a laptop computer.

June 6—The Spanos family contributes \$250,000 through **Chargers Champions** to create and fund freshman football and freshman volleyball in

San Diego City Schools beginning in Fall, 2000.

Sept. 24—Guard Doug Wilkerson is inducted as the 23rd member of the Chargers Hall of Fame in halftime ceremonies of the Chargers game versus the Seattle Seahawks.

2001

Jan. 5—Dean Spanos names John Butler as the team's new executive vice president and general manager. Butler began his NFL career in 1985 as staff scout with the Chargers.

Jan. 9—Norv Turner, the former head coach of the Washington Redskins, is named offensive coordinator by head coach Mike Riley. Turner helped lead Dallas to back-to-back Super Bowl championships in 1992 and '93 as the Cowboys offensive coordinator.

March 9—The Bolts sign free agent quarterback Doug Flutie to a six-year contract.

April 20—The Chargers trade the top pick in the 2001 NFL Draft to the Atlanta Falcons in exchange for the Falcons' first-round pick (fifth overall) and third-round selection in the 2001 draft. The Chargers also obtained wide receiver/kick returner Tim Dwight and the Falcons' second-round pick in the 2002 draft.

April 22—The Chargers use their top two selections in the draft to select two Heisman Trophy finalists, running back LaDainian Tomlinson of Texas Christian University and quarterback Drew Brees of Purdue.

Nov. 25—Wes Chandler is inducted as the 24th member of the Chargers Hall of Fame in halftime ceremonies of the Chargers game versus the Arizona Cardinals.

Dec. 31—Mike Riley's tenure as head coach of the San Diego Chargers comes to a close when the team announces that his contract will not be renewed for the 2002 season.

2002

Jan. 29—Marty Schottenheimer is named the team's 13th head coach.

April 25—The Chargers sign free agent linebacker Donnie Edwards, a Chula Vista native, to a five-year contract with an option for a sixth year.

May 9—The Chargers sign a five-year agreement to hold their training camp at the Home Depot National Training Center on the campus of California State University, Dominguez Hills beginning in 2003. It will be the eighth training camp site in the 44-year history of the Chargers.

May 14—Dean Spanos announces that the Chargers have hired Mark Fabiani as the team's Special Counsel to the President. Fabiani's primary function with the club is to work with the San Diego community to explore opportunities for a new state-of-the-art football stadium in the San Diego region.

Sept. 8—Schottenheimer leads the Chargers to a 34-6 victory over the Cincinnati Bengals in his debut. Schottenheimer leads the Chargers to four-straight victories to open the season, becoming the only coach in team history to win his first four games.

Nov. 3—Bobby Ross and Stan Humphries are inducted as the 25th and 26th members of the Chargers Hall of Fame in halftime ceremonies of game against New York Jets.

Dec. 1—LaDainian Tomlinson rushes for a team-record 220 yards against Denver at Qualcomm Stadium.

Dec. 8—Tomlinson rushes for 57 yards against Oakland, raising his season total to 1,375, surpassing Natrone Means' team record of 1,350 yards set during the 1994 season. Tomlinson closes out the season with 1,683 yards and is selected to the AFC Pro Bowl squad.

Dec. 22—Junior Seau plays in his 200th career game, tying Russ Washington's team record.

2003

Jan. 26—Super Bowl XXXVII is played at Qualcomm Stadium; the Tampa Bay Buccaneers defeat the Oakland Raiders 48-21 to capture their first-ever Super Bowl Championship.

March 4—The Chargers activate the trigger in their lease agreement with the City of San Diego for Qualcomm Stadium to begin negotiations to replace the 36-year-old stadium.

March 7—The Chargers sign Pro Bowl wide receiver David Boston to a seven-year contract.

April 11—Chargers General Manager John Butler succumbs after a nine-month battle with cancer.

April 16—Chargers trade Junior Seau to Miami Dolphins for undisclosed choice in 2004 NFL Draft.

April 22—A.J. Smith is promoted to executive vice president-general manager.

June 2—Smith names Buddy Nix assistant general manager-director of player personnel.

July 22—The Chargers open training camp at the Home Depot Center in Carson, California, after spending the previous 27 training camps (1976-2002) at the University of California, San Diego in La Jolla.

Oct. 27—The Chargers' Monday Night Football game against the Miami Dolphins is moved to Arizona's Sun Devil Stadium while Qualcomm Stadium is used as an evacuation site during the devastating wildfires that ravage San Diego County. Fans are admitted to Sun Devil Stadium free of charge and volunteers collect donations for fire relief at the gates. More than \$225,000 is raised. Miami wins the game 26-10.

Oct. 31—Alex Spanos makes a \$1 million donation to the San Diego Fire Relief Fund.

Nov. 9—Louie Kelcher becomes the 27th member to be inducted into the Chargers Hall of Fame at halftime of the game against the Minnesota Vikings.

Dec. 14—LaDainian Tomlinson amasses 195 total yards from scrimmage against Green Bay to raise his season total to 2,011 and in the process becomes the first player in team history and only the eighth player in NFL history to record consecutive 2,000-yard seasons.

Dec. 28—LaDainian Tomlinson rushes for a team-record 243 yards in a season-ending 21-14 win over the Raiders. Tomlinson also catches eight passes against Oakland to become the first player in NFL history to rush for 1,000 yards and catch 100 passes in the same season.

2004

Jan. 16—Wade Phillips is introduced as the team's new defensive coordinator.

April 24—With first overall selection, San Diego selects QB Eli Manning in NFL Draft and trades him to the New York Giants for QB Philip Rivers, the fifth-overall choice of the first round; the Chargers also acquire the Giants' third-round choice in 2004 and first and fifth-round choices in '05.

July 2—Chargers and City of San Diego announce a new lease agreement that brings an end to the controversial seat guaranty. The new lease runs through 2008 and helps pave the way for a referendum to give San Diegans an opportunity to vote for a new football-only stadium for San Diego in 2006.

July 26—Guard Ed White and center Don Macek are chosen as the 32nd and 33rd members for induction into the Chargers Hall of Fame.

July 30—Chargers open training camp at The Home Depot Center.

Aug. 14—The Chargers preseason game against the Indianapolis Colts is blacked out locally. It's the first home game to be blacked out on local television since the Sept. 27, 1998 game against the New York Giants. As part of the team's lease agreement with the City of San Diego, all local television blackouts had been lifted since Oct. 18, 1998.

Oct. 29—Chargers acquire Keenan McCardell in trade with Tampa Bay Buccaneers.

Oct. 31—Drew Brees has record-setting day against rival Oakland, completing 22 of 25 for 281 yards with five touchdowns and no interceptions in 42-14 win over Raiders. Brees finishes game with career-high passer rating of 153.1 and is named AFC Offensive Player of the Week.

Nov. 15—Chargers name Jim Steeg executive vice president and chief operating officer.

Dec. 16—Chargers announce training camp will move to Chargers Park beginning in 2005; move ends two-year stint at The Home Depot Center in Carson, California.

Dec. 19—Chargers clinch first AFC West title since 1994 with 21-0 win at Cleveland on cold, snowy day; game-time temperature is 18 degrees with wind-chill factor of -10 degrees. Chargers record first shutout since Nov. 29, 1993 at Indianapolis.

Dec. 22—Drew Brees, Antonio Gates and LaDainian Tomlinson are selected to the AFC Pro Bowl squad.

Dec. 26—Chargers lose to Indianapolis 34-31 in overtime, to snap eight-game winning streak, tied for second-longest winning streak in team history.

2005

Jan. 7—Alex Spanos makes \$150,000 donation to provide aid to victims of devastating tsunami that rocked Southeast Asia on Dec. 26, 2004.

Jan. 8—Chargers host Wild Card Playoff game against New York Jets, first home playoff game since Dec. 31, 1995; Chargers lose in overtime, 20-17.

Jan. 14—Chargers and Head Coach Marty Schottenheimer agree on two-year contract extension through 2007.

March 7—Dean Spanos extends contract of General Manager A.J. Smith through 2009 season.



DRAFT HISTORY

1960 (First selections to stock franchises)

Nov. 22, 1959
 Monty Stickles, E, Notre Dame (6, Territorial)
 (Remainder alphabetically)
 Ted Aucreman, E, Indiana
 Bob Bercich, HB, Michigan State
 Barney Berlinger, E, Pennsylvania
 Charles Boone, C, Richmond
 Bobby Boyd, QB, Oklahoma
 Byron Bradfute, T, Southern Mississippi
 Rodney Breedlove, G, Maryland
 Tom Budrewicz, T, Brown
 James Cameron, C, East Texas State
 Jack Crouthamel, HB, Dartmouth
 Pete Davidson, T-G, The Citadel
 Floyd Faucette, HB, Georgia Tech
 Charles Flowers, FB, Mississippi
 Bobby Franklin, QB, Mississippi
 Bob Jeter, HB, Iowa
 Bill Linder, T, Pittsburgh
 Billy Locklin, T, New Mexico State
 William Lopasky, G, West Virginia
 Paul Maguire, E, The Citadel
 Ed McDaniel, E, Oklahoma
 Charles Milstead, QB, Texas A&M
 Ed Pitts, T, South Carolina
 Bob Schlotz, C, Notre Dame
 Ed Serieka, FB, Xavier, Ohio
 Russ Sloan, E, Missouri
 John Stalte, T, Kansas City
 Ron Stehouwer, T, Colorado
 Wayne Stewart, G, The Citadel
 Leonard Wilson, HB, Purdue
 Bob Zeman, DB, Wisconsin

(Second selections to stock franchises)

Gary Beabout, T-G, Purdue
 George Blair, DB, Mississippi
 Fran Brixius, T-G, Minnesota
 Joe Davis, T-G, The Citadel
 Robert DeMarco, T-G, Dayton
 Bob Hain, T-G, Iowa
 Chuck Janssen, T-G, Tulsa
 Gordon Kelley, E, Georgia
 Larry Lancaster, G-T, Georgia
 Marv Lasater, HB, Texas Christian
 Warren Lashua, E, Whitworth, Wash.
 Perry McGriff, E, Florida
 Kirk Phares, T-G, South Carolina
 Lamar Rawson, HB, Auburn
 Ronald Ray, T-G, Howard Payne, Tex.
 Ken Talkington, QB, Texas Tech
 John Talley, QB, Northwestern
 Bob Waters, HB, Presbyterian, S.C.
 Bob Wehking, C, Florida
 Larry Womack, HB, Colorado State

1961 (Drafted 7-8) Rounds 1-6, Nov. 23, 1960
 Rounds 7-30, Dec. 5, 1960

1. Earl Faison, DE, Indiana (7)
2. Keith Lincoln, HB, Washington State (16)
3. Marlin McKeever, E, USC (23)
4. Jimmy Johnson, HB, UCLA (32)

5. Bill Kilmer, QB, UCLA (39)
6. Calvin Bird, HB, Kentucky (46)
(acquired from Dallas)
6. Cliff Roberts, T, Illinois (48)
7. Claude Gibson, DB, North Carolina State (55)
8. Charley Johnson, QB, New Mexico State (64)
9. Bob Scarpitto, QB, Notre Dame (71)
10. Willie Hector, G, College of Pacific (80)
11. Greg Larson, C, Minnesota (87)
12. Hezekiah Braxton, FB, Virginia Union (96)
13. Dale Messer, FB, Fresno State (103)
15. Ernie Ladd, T, Grambling (119)
16. Bud Whitehead, DB, Florida State (128)
18. Ed Dyas, FB, Auburn (144)
19. Jack Espenship, HB, Florida (151)
21. Gene Gaines, HB, UCLA (167)
23. Glenn Bass, HB, East Carolina (183)
24. Ben Balme, G, Yale (192)
26. Bill Kinnune, G, Washington (208)
27. Luther Hayes, E, USC (215)
28. Chuck Allen, G, Washington (224)
29. Dan Ficca, T, USC (231)
30. Mike McKeever, G, USC (240)

Future Selections

14. Billy Wilson, T, Auburn (112)
17. Reg Carolan, E, Idaho (135)
20. Mike Lucci, C, Tennessee (160)
22. John Brown, T, Syracuse (176)
25. Don Coffee, E, Memphis State (199)

1962 (Drafted 8)

1. Bob Ferguson, FB, Ohio State (8)
2. Dick Hudson, T, Memphis State (16)
3. John Hadl, QB, Kansas (24)
4. Bob Hill, T, Notre Dame (31)
(acquired from Houston)
4. Mack Burton, HB, San Jose State (32)
5. Bob Mitinger, DE, Penn State (34)
(acquired from Denver)
5. John Cornett, T, Rice (40)
6. Roy Winston, G, Louisiana State (42)
(acquired from Denver)
6. Frank Buncom, LB, USC (48)
7. Wendell Harris, HB, Louisiana State (51)
(acquired from Dallas)
7. Bob Jackson, FB, New Mexico State (56)
8. Jerry Robinson, HB, Grambling (64)
9. Tommy Minter, HB, Baylor (72)
10. Dan Sullivan, T, Boston College (80)
11. Irv Bishop, G, Fresno State (88)
12. Ralph Smith, E, Mississippi (93)
(acquired from New York Titans)
12. George Andrie, E, Marquette (96)
13. Charles Bryant, E, Ohio State (104)
17. Frank Gardner, T, No. Carolina College (136)
20. Ron Hermann, QB, Bradley (160)
24. Homer Jones, HB, Texas Southern (192)
(voided)
25. Sam Gruneisen, E, Villanova (200)

Future Selections

13. Bert Coan, HB, Kansas (105)
(acquired from Oakland)

Continued next page

Draft History, *continued*

Future Selections, *cont.*

14. James Bates, HB, USC (112)
15. Fred Moore, T, Memphis State (120)
16. George Gross, T, Auburn (128)
18. Denny Biodrowski, E, Memphis State (144)
19. Mike Lind, FB, Notre Dame (152)
21. Jesse Williams, E, Fresno State (168)
22. Jim Thibert, E, Toledo (176)
23. Dick Farris, G, North Texas State (184)
26. Mike Wouffe, G, Colorado (208)
27. Mel Rideout, QB, Richmond (216)
28. Ben Wilson, FB, USC (224)

1963 (Drafted 2) Dec. 1, 1962

1. Walt Sweeney, E, Syracuse (2)
2. Rufus Guthrie, G, Georgia Tech (10)
3. Dave Robinson, E, Penn State (17)
(acquired from Oakland)
3. Keith Kinderman, HB, Florida State (18)
4. Roy Williams, T, Pacific (26)
5. Larry Glueck, HB, Villanova (34)
6. Pat Emerick, LB, Western Michigan (42)
7. Choice to Denver
8. Gene Heeter, E, West Virginia (58)
9. Steve Barnett, T, Oregon (66)
10. Don Scott, T, Tampa (74)
11. Bob Petrich, T, West Texas State (82)
12. Terry Baker, QB, Oregon State (90)
13. Dick Walton, G, Iowa State (98)
18. Choice to Oakland
19. Ernest Park, T, McMurry, Tex. (146)
24. Bill Frank, T, Colorado (186)
25. Jerry Jazzanti, T, Arkansas (194)

Future Selections

14. Frank Lasky, T, Florida (106)
14. Harrison Rosdahl, G, Penn State (107)
(acquired from New York Titans)
14. Jack Cverko, G, Northwestern (109)
(acquired from Denver)
15. Mike Fracchia, HB, Alabama (114)
16. Gene Breen, LB, Virginia Poly (122)
17. Dick Drummond, HB, Geo. Washington (130)
20. Buddy Soefker, LB, Louisiana State (154)
21. Dan Points, T, Cincinnati (162)
22. Roger Gill, HB, Texas Tech (170)
23. Paul Watters, T, Miami, Ohio (178)
26. Ken Dill, C, Mississippi (202)
27. Harry Butsko, G, Maryland (210)
28. Steve Berzansky, FB, West Virginia (218)
29. Herman Hamp, HB, Fresno State (226)

1964 (Drafted 8) Nov. 30, 1963

1. Ted Davis, E, Georgia Tech (8)
2. John Kirby, LB, Nebraska (16)
3. Perry Lee Dunn, DB, Mississippi (24)
4. Dave Parks, E, Texas Tech (32)
5. Pete Goimarac, C, West Virginia (36)
(acquired from Boston)
5. Gary Kirner, T, USC (40)
6. Willie Brown, S, USC (48)
7. Roger Anderson, T, Virginia Union (51)
(acquired from New York Jets)
7. Pat Batten, FB, Hardin-Simon (56)
8. George Seals, T, Missouri (64)
9. Choice to Oakland
10. Bob Long, E, Wichita (74) (acquired from Kansas City)

10. Dick Bowman, E, Syracuse (80)
11. Bob Horton, FB, Boston University (88)
12. Ron Carpenter, E, Texas A&M (96)
13. Kenny Graham, S, Washington State (104)

Future Selections

1. Howard Kindig, C, Los Angeles State (8)
2. Ed Mitchell, T, Southern U. (16)
3. Bob Daugherty, HB, Tulsa (24)
4. John Farris, T, San Diego State (32)
5. Bobby Robinson, G-LB, Mississippi (40)
6. Paul Cercel, C-LB, Pittsburgh (48)
7. Dick Klein, T, Wichita State (56)
8. Allen Robinson, HB, Brigham Young (64)
9. Charles Hinton, C, Mississippi (72)
10. Ron Smith, QB, Richmond (80)
11. Bill Ban Burkelo, HB, Tulsa (88)
12. Tom Lucas, G, Mississippi (96)
13. Frank Kinard, FB, Mississippi (104)

1965 (Drafted 6) Nov. 28, 1964

1. Steve DeLong, G, Tennessee (6)
2. Roy Jefferson, E, Utah (14)
3. Allen Brown, E, Mississippi (22)
4. Steve Tensi, QB, Florida State (30)
5. Rick Redman, LB, Washington (38)
6. Will Beasley, FB, North Carolina A&T (46)
7. Jack Snow, E, Notre Dame (54)
8. Clancy Williams, HB, Washington State (62)
9. Jerry Whelchel, QB, Massachusetts (70)
10. Gene Foster, HB, Arizona State (78)
11. Veran Smith, G, Utah State (86)
12. Jim Allison, FB, San Diego State (94)
13. Bill Quigley, LB, Villanova (102)
14. Don Floyd, E, Florida State (110)
15. Mike Howell, DB, Grambling (118)
16. John Godden, LB, San Diego State (126)
17. Leon Hardy, T, Texas Southern (134)
18. Bobby Evans, T, Texas A&M (142)
19. Braden Beck, K, Stanford (150)
20. Jack Edwards, C, Florida State (158)

Future Selections

1. Gary Garrison, E, San Diego State (6)
2. Larry Martin, T, San Diego State (14)
3. Stan Dzura, T-DE, California (22)
4. Doug Woodlief, LB, Memphis State (30)
5. Jim Weatherwax, T, Los Angeles State (38)
6. Tom Good, LB, Marshall (46)
7. Wayne Waff, E, E. Tennessee State (54)
8. Roy Shivers, HB, Utah State (62)
9. Tony Carey, HB, Notre Dame (70)
10. Dave Plump, HB, Fresno State (78)
11. Jeff White, E, Texas Tech (86)
12. Mike Ciccollella, LB, Dayton (94)

1966 (Drafted 8) Nov. 28, 1965

1. Don Davis, T, Los Angeles State (7)
2. Nick Rassas, HB, Notre Dame (17)
3. Milt Morin, E, Massachusetts (26)
4. Charles Brown, HB, Syracuse (35)
5. Russ Smith, HB, Miami, Fla. (44)
6. Gary Pettigrew, DE, Stanford (54)
7. Jim Tolbert, E, Lincoln, Mo. (63)
8. Doug Buffone, LB, Louisville (72)
9. Taft Reed, E-DB, Jackson State (81)
10. Danny Pride, LB, Tennessee A&I (90)
11. Terry Owens, E, Jacksonville State Ala. (99)



12. Ray Jones, HB, Los Angeles State (108)
13. Houston Ridge, DE, San Diego State (117)
14. Mike London, E, Wisconsin (126)
15. Shelly Novack, E, Long Beach State (135)
16. Bill Scott, DB, Idaho (144)
17. Ron Ogle, DT, Long Beach State (153)
18. John Travis, HB, San Jose State (162)
19. Jerome Bell, C, Oklahoma (171)
20. Bill McDowell, LB, Florida State (180)

Future Selections

1. Bob Windsor, E, Kentucky (8)
2. Diron Talbert, T, Texas (17)
3. Jeff Staggs, LB, San Diego State (26)
4. LaVerle Pratt, LB, Idaho (35)
5. Rhome Nixon, E, Southern U., La. (44)
6. Joe Beauchamp, S, Iowa State (53)
7. Brad Hubbert, HB, Arizona (62)
8. St. Saffold, E, San Jose State (71)
9. Wayne Page, DB, Clemson (80)
10. Wayne Becker, T, Montana (89)
11. Hugh Wright, FB, Adams State (98)

1967 (Drafted 14) Mar. 14-16

1. Ron Billingsley, DT, Wyoming (14)
2. Ron McCall, LB, Weber State (40)
3. Bob Howard, CB, San Diego State (48)
(acquired from Buffalo)
4. Harold Akin, T, Oklahoma State (67)
5. Dickie Post, HB, Houston (94)
6. Bernard Erickson, LB, Abilene Christian (121)
7. Nate Johns, FL, San Diego State (147)
8. David Conway, K, Texas (173)
9. John Mills, E, Tennessee (199)
10. Steve Newell, E, Long Beach State (225)
11. Torre Ossmo, T, West. Michigan (251)
12. Carroll Jarvis, HB, Virginia (277)
13. Choice to Kansas City
14. Leon Carr, DB, Prairie View, Tex. (329)
15. Martin Baccaglio, DT, San Jose State (355)
16. Craig Scoggins, E, San Diego State (381)
17. Paul Phillips, T, South Carolina (407)
18. John Gibbs, HB, South Carolina State (433)

1968 (Drafted alternately 18-17) Jan. 21-23

1. Russ Washington, T, Missouri (4)
(acquired from Denver)
1. Jim Hill, S, Texas A&I (18)
2. Bill Lenkalfis, C, Penn State (43)
3. Choice to Miami
4. Ken Dyer, FL, Arizona State (100)
5. William Perry, TE, Kent State (129)
6. Choice to Cincinnati
7. Lane Fenner, FL, Florida State (183)
8. Elliott Gammage, TE, Tennessee (209)
9. Grundy Harris, RB, Southern (237)
10. Choice to Houston
11. Dennis Partee, K, Southern Methodist (291)
12. Jeff Queen, LB, Morgan State (317)
13. Fred Combs, DB, North Carolina State (345)
14. Jim Campbell, LB, West Texas State (371)
15. Dan Kramarczyk, T, Dayton (399)
16. Robert Wells, T, Johnson C. Smith, N.C. (403)
(acquired from Houston)
17. Dick Farley, DB, Boston University (425)
18. Dan Andrews, TE, West Texas State (453)

1969 (Drafted 18) Jan. 28-30

1. Marty Domres, QB, Columbia (9)
(acquired from Denver)
1. Bob Babich, LB, Miami, Ohio (15)
2. Ron Sayers, RB, Omaha (44)
3. Eugene Ferguson, T, Norfolk State (70)
4. Choice to Houston
5. Harry (Skip) Orszulak, FL, Pittsburgh (122)
6. Terry Swam, FL, Colorado State (147)
7. Choice to Miami
8. Craig Cotton, FL, Youngstown Ohio (200)
9. Joe Williams, DB, Southern (226)
10. David Arnold, G, Northwest Louisiana (251)
11. Willie Norwood, TE, Alcorn A&M (278)
12. Jim White, RB, Arkansas AM&N (304)
13. Mike Simpson, DB, Houston (330)
14. Bill Ackman, DT, New Mexico State (356)
15. Charlie Jarvis, RB, Army (382)
16. Willie Davenport, FL, Southern (408)
17. Larry Rentz, DB, Florida (434)

1970 (Drafted alternately 15-16) Jan. 27-28

1. Walker Gillette, WR, Richmond (15)
2. Tom Williams, DT, California-Davis (42)
3. Choice to Buffalo for WR Richard Trapp
4. Bill Maddox, TE, Syracuse (84)
5. Pettus Farrar, RB, Norfolk State (119)
6. Billy Parks, WR, Long Beach State (146)
7. Jim Fabish, DB, Texas-El Paso (171)
8. Wayne Clark, QB, U.S. International (198)
9. Chris Fletcher, S, Temple (223)
10. Mac Steen, G, Florida (250)
11. Jack Protz, LB, Syracuse (275)
12. Howard Gravelle, TE, California-Davis (302)
13. Bernard Bradley, DB, Utah St. (327)
14. Tyrone Caldwell, DT, S. Carolina State (354)
15. Eugene Childs, RB, Texas-El Paso (379)
16. Mike Green, RB, Nebraska (406)
17. David Sanks, G, Louisville (431)

1971 (Drafted 13) Jan. 28-29

1. Leon Burns, RB, Long Beach State (13)
2. Choice (39) to Kansas City for RB Mike Garrett
3. Mike Montgomery, RB, Kansas State (65)
4. Choice to New Orleans for DE Joe Owens
5. Choice (115) from Green Bay (for TE Jacque Mackinnon) used to select Bryant Salter, S, Pittsburgh
6. Ray White, LB, Syracuse (117)
7. Choice (119) from Cincinnati (for SS Kenny Graham) used to select Phil Asack, DE, Duke
8. Jacob Mayes, RB, Tennessee State (143)
9. Chuck Dicus, WR, Arkansas (169)
10. Leon Van Gorkum, DE, San Diego St. (195)
11. John Tanner, TE, Tennessee Tech (221)
12. Gary Nowak, TE, Michigan State (247)
13. Don Pinson, DB, Tennessee State (273)
14. Wesley Garnett, WR, Utah State (299)
15. Sammy Milner, WR, Mississippi State (325)
16. Ed O'Daniel, DE, Texas Southern (351)
17. Eric Humston, LB, Muskingum, Ohio (377)
18. Ed Foote, C, Hawaii (403)
19. Chip Kell, C, Tennessee (429)

Draft History, *continued*

- 1972** (Drafted alternately 11-10-9-13-12) Feb. 1-2
1. Choice (11) to Green Bay for DT Kevin Hardy
 2. Pete Lazetich, DE, Stanford (36)
 3. Bill McClard, K, Arkansas (61)
 4. Choice (91) to Miami as part of acquisition of C Carl Mauck
 5. Jim Bishop, TE, Tennessee Tech (116)
 5. Choice (130) from Dallas (for T Tony Liscio) used to select Harry Gooden, DE, Alcorn A&M
 6. Bruce Ward, G, San Diego State (141)
 7. Choice (165) to New England for RB Eddie Ray
 8. Choice (191) to Baltimore as part of acquisition of DT George Wright
 9. Fran Schmitz, DT, St. Norbert, Wisc. (221)
 10. Lon Kolstad, LB, Whitewater, Wisc. (246)
 11. John Turner, TE, Long Beach State (270)
 12. Sam Key, LB, Elon, N.C. (295)
 13. Andy Selfridge, LB, Virginia (321)
 14. John Van Reenen, DE, Washington State (351)
 15. Charles Neugent, DB, Tuskegee, Ala. (376)
 16. James Shaw, DB, Tulsa (401)
 17. Choice (423) from Green Bay (for C Cal Winthrow) used to select Oscar Dragon, RB, Arizona State
 17. Bob Tackett, T, Texas-El Paso (426)
- 1973** (Drafted alternately 6-5-8-7) Jan. 30-31
1. Choice (6) to Philadelphia for MLB Tim Rossovich
 1. Choice (25) from Washington through Baltimore (for QB Marty Domres) used to select Johnny Rodgers, WR, Nebraska
 2. Choice (31) to Los Angeles as part of acquisition of DE Deacon Jones, DT Greg Wojcik, RB Lee White
 3. Choice (60) to Los Angeles as part of acquisition of DE Deacon Jones, DT Greg Wojcik, RB Lee White
 3. Choice (64) from Atlanta through Oakland (for RB Jeff Queen) used to select Dan Fouts, QB, Oregon
 4. Choice (84) from St. Louis through Chicago (for DE Steve DeLong) used to select James Thaxton, TE, Tennessee State
 4. Choice (85) to Baltimore as part of acquisition of DT George Wright
 5. Choice to Buffalo for DE Cal Snowden
 5. Choice (123) from Detroit through Washington (for CB-KR Leslie "Speedy" Duncan) used to select Willie McGee, WR-KR, Alcorn A&M
 5. Choice (125) from Cleveland (for DT George Wright) used to select John Knobler, LB, Weber State
 6. Marvin Roberts, C, Michigan State (135)
 7. Choice to Miami through New England for LB Ed Philpott
 8. Choice to Baltimore for DT George Wright
 9. Tab Bennett, LB, Illinois (214)
 10. Cliff Burnett, DE, Montana (239)
 11. Jay Douglas, C, Memphis State (268)
 12. Lynn Ahrens, T, Eastern Montana (293)
 13. Alfred Reese, RB, Tennessee State (318)
 14. Tony Adams, QB, Utah State (343)
 15. Gary Parris, TE, Florida State (372)
 16. Joe Petty, DB, Arizona State (397)
 17. Barry Darrow, T, Montana (422)
- 1974** (Drafted alternately 2-3) Jan. 29-30
1. Bo Matthews, RB, Colorado (2)
 1. Choice (15) from Cleveland (for LB Bob Babich) used to select Don Goode, LB, Kansas
 2. Choice (29) to Minnesota as part of compensation for LB Carl Gersbach, RB Clinton Jones
 2. Choice (43) from Buffalo (for S Chuck Detwiler and TE Lee Thomas) used to select Mark Markovich, C, Penn State
 3. Choice to Chicago for KR Ron Smith
 4. Harrison Davis, WR, Virginia (81)
 5. Choice (105) from Houston through Washington (for G Walt Sweeney) used to select John Teerlink, DT, Western Illinois
 5. Choice to Buffalo for LB Mike Stratton
 6. Jesse Freitas, QB, San Diego State (133)
 7. Choice (158) to Los Angeles for RB Jesse Taylor
 8. Tom Forrest, G, Cincinnati (185)
 8. Choice (206) from Los Angeles (for 1974 seventh-round choice) used to select Bon Boatwright, T, Oklahoma State
 9. Danny Colbert, S, Tulsa (210)
 10. John Ketchoyian, LB, Santa Clara (237)
 11. Dave Grannell, TE, Arizona State (262)
 12. Sam Williams, DB, California (289)
 13. Brian Vertefeuille, T, Idaho State (314)
 14. Greg Bailey, DB, Long Beach State (341)
 15. Charles Anthony, LB, USC (366)
 15. Choice (386) from Washington (for WR Bill Malinchak) used to select Greg Meczka, TE, Bowling Green
 16. Neal Skarin, DE, Arizona State (393)
 17. Charles DeJurnett, DT, San Jose State (418)
- 1975** (Drafted alternately 8-7-6) Jan. 28-29
1. Gary Johnson, DT, Grambling (8)
 1. Choice (22) from Washington (for RB Duane Thomas) used to select Mike Williams, CB, Louisiana State
 2. Choice (30) from Cleveland (for LB Bob Babich) used to select Louie Kelcher, DT, Southern Methodist
 2. Fred Dean, LB, Louisiana Tech (33)
 3. Choice (58) to Green Bay for DT Bob Brown
 3. Choice (73) from Los Angeles through Chicago (for RB Cid Edwards) used to select Mike Fuller, DB, Auburn
 4. Choice (86) to New England through Cleveland as part of compensation for LB Bob Babich
 4. Choice (101) from Oakland (for KR Ron Smith) used to select Ken Bernich, LB, Auburn
 5. Kevin Nosbusch, DT, Notre Dame (111)
 5. Choice (125) from Washington through Los Angeles and Buffalo (for DT Dave Costa) used to select Charles Waddell, TE, North Carolina
 6. Choice (134) from Cleveland (for TE James Thaxton) used to select John Carroll, WR, Oklahoma
 6. Billy Shields, T, Georgia Tech (136)

7. Rickey Young, RB, Jackson State (164)
8. Choice (189) to Kansas City through Washington as part of trade involving DE Deacon Jones
8. Choice (203) from Washington (for WR Bill Malinchak) used to select Barry Collier, T, Georgia
8. Choice (206) from Oakland (for KR Ron Smith) used to select Ralph Perretta, G, Purdue
9. Larry Keller, LB, Houston (214)
10. Otha Bradley, DT, USC (242)
11. Vince Phason, DB, Arizona (267)
11. Choice (284) from Oakland (for DT Ray Carr, DE Blenda Gay and T Harold Paul) used to select Ike McBee, WR, San Jose State
12. Jerry Dahl, LB, North Dakota State (292)
13. Pete Demmerle, WR, Notre Dame (320)
13. Choice (335) from Oakland (for DT Ray Carr, DE Blenda Gay and T Harold Paul) used to select Glen Printers, RB, Southern California
14. Reggie Barnett, DB, Notre Dame (345)
15. John Rousch, G, Oklahoma (370)
16. Chip Salvestrini, G, Yankton, S.D. (398)
17. Neal Jeffrey, QB, Baylor (423)

1976 (Drafted alternately 4-3) April 8-9

1. Joe Washington, RB, Oklahoma (4)
2. Don Macek, G, Boston College (31)
3. Larry Dorsey, WR, Tennessee State (64)
4. Bob Horn, MLB, Oregon State (94)
4. Choice (113) from Houston through Oakland (for DT Dave Rowe) used to select Ron Singleton, TE, Grambling
4. Choice (115) from Oakland (for fourth-round choice San Diego acquired from Washington for G Walt Sweeney) used to select Artie Owens, WR, West Virginia
5. Choice (128) to Los Angeles for RB Tony Baker
5. Choice (131) from New England (for CB Bob Howard) used to select Woodrow Lowe, LB, Alabama
6. Choice (159) to Pittsburgh through St. Louis for WR Marlin Briscoe
7. Choice (186) to Dallas for MLB Ken Hutcherson
8. Tony DiRienzo, K, Oklahoma (212)
9. Choice (241) to Buffalo for T Halvor Hagen
9. Choice (251) from New York Giants (for LB Bruce Bannon) used to select Glynn Harrison, RB, Georgia
10. Jeff Perlinger, DE, Michigan (268)
11. Ray Preston, LB, Syracuse (295)
12. Ron Lee, S, Oregon (322)
13. John Lee, DT, Nebraska (351)
14. Ed Jones, G, Cincinnati (378)
15. Jack Hoffman, DL, Indiana (407)
16. Jack Harrison, G, California (434)
17. Clarence Sanders, LB, Cincinnati (463)

1977 (Drafted alternately 14-13-12) May 3-4

1. Choice (14) to Seattle through Dallas for QB Clint Longley

1. Choice (24) from Dallas (for QB Clint Longley) used to select Bob Rush, C, Memphis State
2. Choice (41) to Seattle through Dallas for QB Clint Longley
3. Choice (68) to Los Angeles for TE Pat Curran and RB Howard Strickland
3. Choice (77) from Washington (for DE Deacon Jones) used to select Keith King, S, Colorado State
4. Choice (98) to Houston through Miami for RB Mercury Morris
5. Clarence Williams, RB, South Carolina (124)
5. Choice (128) from Cleveland (for option compensation rights of DT Ron East) used to select Cliff Olander, P-QB, New Mexico State
6. Choice (146) from Atlanta (for CB Sam Williams) used to select Dave Lindstrom, DE, Boston University
6. Lawrence Barnes, RB, Tennessee State (151)
6. Choice (152) from Detroit (for C Mark Markovich) used to select Pete Shaw, S, Northwestern
7. Ron Bush, CB, USC (181)
8. Choice (208) to Dallas for K Toni Fritsch
9. Gene Washington, WR, Georgia (234)
10. Curtis Townsend, LB, Arkansas (265)
11. Choice (292) to Cincinnati for WR Chip Myers
12. Jim Stansik, TE, Eastern Michigan (319)

1978 (Drafted alternately 14-13-15) May 2-3

1. John Jefferson, WR, Arizona State (14)
2. Milton Hardaway, T, Oklahoma State (41)
3. Rickey Anderson, RB, South Carolina State (71)
4. Choice (98) to St. Louis for FS Clarence Duren
5. Choice (125) to Detroit for MLB Jim Laslavic
5. Choice (135) from Los Angeles (for C Ed Flanagan) used to select John Choma, G, Virginia
6. Choice (155) to Detroit or MLB Jim Laslavic
7. Cliff Featherstone, CB, Colorado State (180)
8. Choice (200) from Oakland (for 1978 eighth-round choice) used to select Gavin Hedrick, P, Washington State
8. Choice (222) to Oakland for 1978 eighth-round choice (200)
9. Henry Bradley, DT, Alcorn State, Miss. (237)
9. Choice (248) from Oakland (for 1978 11th-round choice) used to select Blake Whitlatch, LB, Louisiana State
10. Charles Price, TE, Cincinnati (264)
11. Choice (293) to Oakland for 1978 ninth-round choice (248)
12. Kevin Bell, WR, Lamar, Tex. (321)

1979 (Drafted alternately 20-19-18-17-21) May 3-4

1. Choice (13) from Cleveland (for 1979 first- and second-round choices) used to select Kellen Winslow, TE, Missouri
1. Choice (20) to Cleveland for 1979 first-round choice (13)

Draft History, *continued*

1979, *cont.*

- Choice (47) to Cleveland for 1979 first-round choice (13)
- Cliff Thrift, MLB, East Central Oklahoma (73)
- Choice (99) to Los Angeles for QB James Harris
- Choice (104) from Houston (for QB Neal Jeffrey) used to select John Floyd, WR, NE Louisiana
- Choice (131) to Baltimore for RB Lydell Mitchell
- Choice (157) to Pittsburgh for FS Glen Edwards
- Choice (184) to Green Bay for CB Willie Buchanan
- Wilburt Haslip, RB, Hawaii (210)
- Alvin Garrett, WR, Angelo State, Tex. (237)
- Choice (265) from Philadelphia (for MLB Tom Graham) used to select Tony Petruccio, DT, Penn State
- Al Green, S, Louisiana State (269)
- Dave Rader, QB, Tulsa (295)
- Frank Duncan, S, San Francisco State (321)

1980 (Drafted 26th) April 29-30

- Choice (26) to Green Bay for CB Willie Buchanan
- Choice (55) to Los Angeles Rams for TE Bob Klein
- Choice (83) to St. Louis Cardinals for head coach Don Coryell
- Choice (101) from Tampa Bay (for T Booker Brown) used to select Ed Luther, QB, San Jose State
- Bob Gregor, S, Washington State (108)
- Choice (139) to Washington for RB Mike Thomas
- Choice (151) from Cleveland (for RB Rickey Anderson) used to select La Rue Harrington, RB, Norfolk State, Va.
- Wayne Hamilton, LB, Alabama (163)
- Choice (175) from Buffalo (for QB Bill Munson) used to select Chuck Loewen, G, South Dakota State
- Stuart Dodds, P, Montana State (191)
- Curtis Sirmones, RB, North Alabama (219)
- Steve Whitman, RB, Alabama (247)
- Choice (279) to Tampa Bay for RB Charlie White
- John Singleton, DE, Texas-El Paso (303)
- Harry Price, WR, McNeese State, La. (331)

1981 (Drafted 24) April 28-29

- James Brooks, RB-KR, Auburn (24)
- Choice (51) to New Orleans for RB Chuck Muncie
- Irvin Phillips, CB, Arkansas Tech (77)
- Amos Lawrence, RB, North Carolina (103)
- Choice (107) from Cleveland (for LB Don Goode) used to select Eric Sievers, TE, Maryland
- Keith Ferguson, LB, Ohio State (131)
- Choice (141) from New York Giants (for RB Bo Matthews) used to select Andrew Gissinger, T, Syracuse
- Bobby Duckworth, WR, Arkansas (162)
- Pete Holohan, TE, Notre Dame (189)

- Choice (215) to New Orleans for P Rick Partridge
- Billy Mullins, WR, Southern California (243), exercised in Supplemental Draft July 17, 1980
- Robert Parham, FB, Grambling (268)
- Choice (280) from New York Giants (for QB Cliff Olander) used to select Matt Petrzela, T, Iowa
- Carlos Bradley, LB, Wake Forest (300)
- Stacy Charles, WR, Bethune-Cookman (327)

1982 (Drafted alternately 23-22-21-20-23) April 27-28

- Choice (22) to Green Bay as part of trades involving WR John Jefferson and WR Wes Chandler
- Choice (40) to New England for S Tim Fox
- Choice (49) to Washington through Los Angeles for FB John Cappelletti
- Choice (76) to New Orleans as part of trade for WR Wes Chandler
- Choice (83) to Tampa Bay through San Francisco for LB David Lewis
- Choice (103) to Tampa Bay for RB Ricky Bell
- Choice (134) to Chicago for CB Allan Ellis
- Choice (161) to Miami for P George Roberts
- Hollis Hall, CB, Clemson (188)
- Maury Buford, P, Texas Tech (215)
- Warren Lyles, DT, Alabama (246)
- Andre Young, S, Louisiana Tech (273)
- Anthony Watson, S, New Mexico (299)
- Choice (326) to Detroit for DE John Woodcock

1983 (Drafted alternately 22-21-24-23-22) May 2

- Choice (5) from San Francisco (for DE Fred Dean) used to select Billy Ray Smith, LB, Arkansas
- Choice (20) from Green Bay (for WR John Jefferson) used to select Gary Anderson, RB, Arkansas
- Gill Byrd, CB, San Jose State (22)
- Choice (49) to San Francisco for 1983 first-round choice (22)
- Choice (80) to New England for S Tim Fox
- Choice (95) from Cleveland (for LB Don Goode) used to select Danny Walters, CB, Arkansas
- Choice (107) to Chicago for CB Reuben Henderson
- Choice (134) to Los Angeles Rams for WR Ron Smith
- Choice (141) from Baltimore (for K Mike Wood) used to select Trumaine Johnson, WR, Grambling
- Choice (161) to Baltimore for S Bruce Laird
- Bill Elko, DT, Louisiana State (192)
- Choice (202) from San Francisco (for MLB Bob Horn) used to select Earnest Jackson, RB, Texas A&M
- Choice (219) to Chicago for CB Reuben Henderson
- Mike Green, LB, Oklahoma State (245)
- Bruce Mathison, QB, Nebraska (272)

11. Tim Kearsse, WR, San Jose State (303)
11. Choice (308) from Washington (for TE Gregg McCrary) used to select Tim Spencer, RB, Ohio State
12. Choice (314) from Chicago (for T Jeff Williams) used to select Billy Blalock, S, Tennessee Tech
12. Chuck Ehin, DE, Brigham Young (330)
- 1984** (Drafted alternately 6-5) May 1
1. Mossy Cade, CB, Texas (6)
 2. Mike Guendling, LB, Northwestern (33)
 3. Choice (62) to Detroit from San Diego through St. Louis as part of trade for S Ken Greene
 4. Choice (89) to Tampa Bay for LB Dewey Selmon
 4. Choice (107) to Tampa Bay from San Francisco through San Diego as part of trade for LB David Lewis
 5. Lionel James, RB-KR, Auburn (118)
 5. Choice (125) to New York Giants from Chicago through San Diego and Seattle as part of trade for WR Roger Carr
 6. Keith Guthrie, NT, Texas A&M (144)
 7. Jesse Bendross, WR, Alabama (173)
 8. Choice (199) from New York Giants (for S Pete Shaw) used to select Ray Woodard, DE, Texas
 8. Choice (201) to St. Louis as part of trade for S Ken Greene
 8. Choice (219) from San Francisco (for DT Louie Kelcher) used to select Bob Craighead, RB, Northeast Louisiana
 9. Zachary Barnes, DE, Alabama State (230)
 10. Choice (257) to New York Giants for LB Brian Kelley
 11. Buford McGee, RB, Mississippi (286)
 12. Choice (313) to Green Bay for C-G Derrel Gofourth
 12. Choice (331) from San Francisco (for DT Louie Kelcher) used to select Paine Harper, WR, LaVerne
- 1984 Supplemental Draft** (Drafted 6-5-6) June 5
1. Lee Williams, DE, Bethune-Cookman (6) (Los Angeles, USFL)
 2. Steve Smith, QB, Michigan (33) (Montreal, CFL)
 3. Clarence Collins, WR, Southern Illinois (62) (New Jersey, USFL)
- 1985** (Drafted alternately 12-11-10) April 30
1. Jim Lachey, T, Ohio State (12)
 2. Wayne Davis, CB, Indiana State (39)
 2. Choice (55) from Miami (for RB Pete Johnson) used to select Jeff Dale, S, Louisiana State
 3. Choice (66) to Minnesota for S John Turner
 3. Choice (69) from Kansas City (for C Bob Rush) used to select John Hendy, CB, Long Beach State
 4. Ralf Mojsiejenko, P-K, Michigan State (96)
 5. Choice (123) to Seattle for WR Roger Carr
 6. Terry Lewis, CB, Michigan State (150)
 7. Choice (180) to Kansas City for RB Jewell Thomas
 7. Choice (196) from San Francisco (for MLB Bob Horn) used to select Mark Fellows, OLB, Montana State
 8. Curtis Adams, RB, Central Michigan (207)
 9. Paul Berner, QB, Pacific (234)
 9. Choice (252) from San Francisco (for DT Louie Kelcher) used to select Dan Remsberg, T, Abilene Christian
 10. David King, CB, Auburn (264)
 11. Jeff Smith, NT, Kentucky (291)
 12. Tony Simmons, DE, Tennessee (318)
 12. Choice (329) from Chicago (for P Dave Finzer) used to select Bret Pearson, TE, Wisconsin
- 1986** (Drafted alternately 14-17-16) April 29
1. Choice (8) from Minnesota (for 1986 first- and second-round choices) used to select Leslie O'Neal, DE, Oklahoma State
 1. James FitzPatrick, T, Southern California (13)
 1. Choice (14) to Minnesota for 1986 first- and third-round choices
 2. Choice (44) to Minnesota for 1986 first- and third-round choices
 3. Choice (67) from Minnesota (for 1986 first- and second-round choices) used to select Terry Unrein, DE, Colorado State
 3. Jeff Walker, T, Memphis State (71)
 4. Choice (95) from Philadelphia (for RB Earnest Jackson) used to select Ty Allert, OLB, Texas
 4. Tommy Taylor, ILB, UCLA (97)
 5. Choice (118) from Kansas City (for C Bob Rush) used to select Doug Landry, OLB, Louisiana Tech
 5. Choice (126) to Indianapolis for OLB Vernon Maxwell
 5. Choice (129) from San Francisco (for DT Gary Johnson) used to select Donald Brown, CB, Maryland
 5. Choice (133) from Los Angeles Rams (for WR Bobby Duckworth) used to select Malt Johnson, S, Southern California
 6. Curtis Partridge, WR, Northern Illinois (155)
 7. Fred Smalls, OLB, West Virginia (182)
 8. Mike Perrino, T, Notre Dame (209)
 9. Mike Zordich, S, Penn State (235)
 10. Choice (266) to Indianapolis for QB Mark Herrmann
 11. Charles Sanders, RB, Slippery Rock, Pa. (293)
 11. Choice (298) from San Francisco (for DT Gary Johnson) used to select Drew Smetana, T, Oregon
 12. Jeff Sprowls, S, Brigham Young (320)
 12. Choice (333) from Chicago (for P Maury Buford) used to select Mike Travis, S, Georgia Tech
- 1987** (Drafted alternately 5-4-3) April 28
1. Choice (5) to Cleveland for 1987 first-round choice (24), 1987 second-round choice (53) and OLB Chip Banks
 1. Choice (24) from Cleveland (for 1987 first- and second-round choices) used to select Rod Bernstine, TE, Texas A&M

Draft History, *continued*

1987, *cont.*

- Choice (32) to Cleveland for 1987 first-round choice (24), 1987 second-round choice (53) and OLB Chip Banks
- Choice (53) from Cleveland (for 1987 first- and second-round choices) used to select Louis Brock, CB, USC
- Karl Wilson, OE, LSU (59)
- Mark Vlasic, QB, Iowa (88)
- Choice (115) from Green Bay (for CB Mossy Cade) used to select Nelson Jones, CB, No. Carolina St.
- Choice (116) to New England for S Vencie Glenn
- Choice (143) to Tampa Bay for OLB Andy Hawkins
- Jamie Holland, WR, Ohio State (173)
- Joe Mac Esker, T, UTEP (199)
- Choice (204) from Philadelphia (for RB Earnest Jackson) used to select Ron Brown, OLB, USC
- Tom Wilcher, RB, Michigan (226)
- Anthony Anderson, DB, Grambling State (256)
- Joe Goebel, C, UCLA (284)
- Marcus Greenwood, RB, UCLA (310)

1988 (Drafted alternately 15-19-18-17-16)

- April 24-25
- Anthony Miller, WR, Tennessee (15)
 - Choice (45) to Los Angeles Rams for RB Barry Redden
 - Choice (60) from Houston (for 1988 third- and fifth-round choices) used to select Quinn Early, WR, Iowa
 - Choice (72) to Houston for 1988 second-round choice (60)
 - Choice (91) from Los Angeles Rams (for TE Pete Holohan) used to select Joe Campbell, DE, New Mexico State
 - Choice (93) from Buffalo (for WR Trumaine Johnson) used to select Stacy Searels, C-G, Auburn
 - David Richards, T, UCLA (98)
 - Choice (125) to Houston for 1988 second-round choice (60)
 - Cedric Figaro, LB, Notre Dame (152)
 - Choice (184) to Buffalo for OLB David Brandon
 - Choice (211) to Pittsburgh for QB Mark Malone
 - Joey Howard, T, Tennessee (238)
 - Choice (265) to New York Giants for WR Bobby Johnson
 - Choice (285) from Los Angeles Rams (for T Jeff Walker) used to select Ed Miller, C, Pittsburgh
 - George Hinkle, DE, Arizona (292)
 - Wendell Phillips, S, North Alabama (324)

1989 (Drafted alternately 8-9) April 23-24

- Burt Grossman, DE, Pittsburgh (8)
- Courtney Hall, C, Rice (37)
- Choice (51) from New York Giants (for 1989 third, fourth and seventh-round choices) used to select Billy Joe Tolliver, QB, Texas Tech

- Choice (64) to New York Giants for 1989 second-round choice (51)
- Choice (93) to New York Giants for 1989 second-round choice (51)
- Elliot Smith, CB, Alcorn State (120)
- Choice (148) to Los Angeles Rams as part of Barry Redden trade
- Choice (175) to New York Giants for 1989 second-round choice (51)
- Choice (183) from New England (for LB Thomas Benson) used to select Marion Butts, FB, Florida St.
- Choice (195) from San Francisco (for WR Wes Chandler) used to select Terence Jones, QB, Tulane
- Dana Brinson, WR/KR, Nebraska (204)
- Pat Davis, TE, Syracuse (231)
- Ricky Andrews, ILB, Washington (260)
- Victor Floyd, RB, Florida St. (287)
- Choice (316) to Washington for 1990 12th-round choice (326)

1990 (Drafted alternately 7-8) April 23-24

- Junior Seau, LB, USC (5)
- Choice (33) to Chicago for QB Jim McMahon
- Choice (57) from Tampa Bay (for RB Gary Anderson) used to select Jeff Mills, OLB, Nebraska
- Leo Goegas, T, Hawaii, (60)
- Choice (67) from Indianapolis (for OLB Chip Banks) used to select Walter Wilson, WR, East Carolina
- Choice (89) to Los Angeles Raiders for RB Napoleon McCallum
- Choice (116) to Dallas for RB Darrin Nelson
- Choice (138) from Dallas (for 1991 third-round choice) used to select John Friesz, QB Idaho
- Choice (143) from Dallas (for 1991 third-round choice) used to select Frank Cornish, C-G, UCLA
- David Pool, CB, Carson-Newman, Tenn. (145)
- Choice (163) from Dallas (for 1991 third-round choice) used to select Derrick Walker, TE, Michigan
- Jeff Novak, G, Southwest Texas State (172)
- Choice (185) from Cleveland (for RB Barry Redden) used to select Joe Staysniak, T, Ohio State
- Choice (187) from Washington (for P Ralf Mojsiejenko) used to select Nate Lewis, WR Oregon Tech
- Choice (193) from San Francisco (for WR Wes Chandler) used to select Keith Collins, CB, Appalachian State
- J.J. Flannigan, RB, Colorado (201)
- Chris Goetz, G, Pittsburgh (227)
- Ken Berry, CB, Miami (256)
- Tommie Stowers, HB, Missouri (283)
- Choice (311) to Indianapolis for CB Leonard Coleman
- Choice (326) from Washington (for 1989 12th-round choice) used to select Elliot Searcy, WR, Southern

1991 (Drafted alternately 10-9-8-7-12-11)

- April 21-22
- Stanley Richard, S, Texas (9)

2. George Thornton, DT, Alabama (36)
2. Choice (39) from Tampa Bay (for RB Gary Anderson) used to select Eric Bieniemy, RB, Colorado
2. Choice (47) from Washington (for 1992 first-round choice) used to select Eric Moten, G, Michigan State
4. Yancey Thigpen, WR, Winston-Salem State (90)
5. Duane Young, TE, Michigan State (123)
5. Choice (127) from Pittsburgh through New England for the Los Angeles Raiders' 11th-round choice in 1991 (acquired by San Diego for RB Napoleon McCallum) and 1992 fourth-round choice used to select Floyd Fields, S, Arizona State
6. Jimmy Laister, OT, Oregon Tech (150)
7. David Jones, WR, Delaware State (177)
7. Choice (192) from Los Angeles Raiders (for WR Jamie Holland) used to select Terry Beauford, OL, Florida A&M
9. Andy Katoa, LB, Southern Oregon State (230)
10. Choice (254) from Los Angeles Rams (for P Keith English) used to select Roland Poles, FB, Tennessee
10. Mike Heldt, C, Notre Dame (257)
11. Joe Weinberg, WR, Johnson C. Smith (290)
12. Chris Samuels, RB, Texas (317)

1992 (Drafted alternately 5-6-7) April 26-27

1. Choice (5) to Washington for 1991 second-round choice (47) and 1992 fifth-round choice (140)
1. Choice (23) from Houston (for DE Lee Williams) used to select Chris Mims, DE, Tennessee
2. Marquez Pope, CB, Fresno State (33)
3. Ray Ethridge, WR, Pasadena City College (63)
4. Choice (90) to New England for 1991 fifth-round choice (127)
5. Curtis Whitley, C, Clemson (117)
5. Choice (131) from Atlanta (for QB Billy Joe Tolliver) used to select Kevin Little, LB, North Carolina A&T
5. Choice (140) from Washington (for 1992 first-round choice) used to select Eric Jonassen, T, Bloomsburg College
6. Reggie White, DT, North Carolina A&T (149)
7. Deems May, TE, North Carolina (174)
8. James Fuller, S, Portland State (201)
9. Johnnie Barnes, WR, Hampton, Va. (231)
10. Arthur Paul, DT, Arizona State (258)
11. Keith McAfee, RB, Texas A&M (285)
12. Carlos Huerta, K, Miami (315)

1993 (Drafted alternately 20-24) April 25-26

1. Darrien Gordon, CB, Stanford (22)
2. Choice (41) from San Francisco (for 1994 first-round choice) used to select Natrone Means, RB, North Carolina
2. Choice (48) to San Francisco for 1993 second-round choice (41), 1993 third-round choice (82), 1993 fourth-round choice (110) and 1993 fifth-round choice (138)

3. Choice (64) from Tampa Bay (for San Francisco's 1993 third-round choice (82) and Philadelphia's 1993 fourth-round choice (104) acquired by San Diego for T Broderick Thompson) used to select Joe Cocozzo, G, Michigan
3. Choice (82) from San Francisco to Tampa Bay for 1993 third-round choice (64)
4. Raylee Johnson, DE, Arkansas (95)
4. Choice (99) from Green Bay through New England (for San Francisco's 1993 fourth and sixth-round choices acquired by San Diego April 25, 1993) used to select Lewis Bush, OLB, Washington State
4. Choice (104) from Philadelphia for T Broderick Thompson) to Tampa Bay for 1993 third-round choice (64)
5. Walter Dunsdon, WR, Middle Tennessee State (134)
6. Eric Castle, FS, Oregon (161)
7. Doug Miller, OLB, South Dakota State (188)
8. Choice (222) from San Francisco (for 1994 sixth-round choice) used to select Trent Green, QB, Indiana

1994 (Drafted alternately 12-17) April 24-25

1. Choice (15) to Los Angeles Rams through San Francisco for 1993 second-round choice (41), 1993 third-round choice (82), 1993 fourth-round choice (110) and 1993 fifth-round choice (138)
2. Isaac Davis, G, Arkansas (43)
2. Vaughn Parker, G, UCLA (63)*
3. Choice (70) from New England (for RB Marion Butts and 1994 third-round choice) used to select Andre Coleman, WR, Kansas State
3. Choice (78) and RB Marion Butts to New England for 1994 third-round choice (70) and 1994 fifth-round choice (137)
3. Willie Clark, CB, Notre Dame (82)*
4. Choice (107) to Arizona through Miami for WR Tony Martin
5. Choice (137) from New England (for RB Marion Butts and 1994 third-round choice) used to select Aaron Laing, TE, New Mexico State
5. Rodney Harrison, S, Western Illinois, (145)
5. Choice (150) from Seattle (for 1995 fourth-round choice) used to select Darren Krein, DE, Miami
5. Tony Vinson, RB, Towson State (160)*
6. Choice (175) to Green Bay through San Francisco as part of Lew Bush trade
7. Zane Beehn, LB, Kentucky (207)

1995 (Drafted 29) April 22-23

1. Choice (29) to Carolina for 1995 second-round choice (34), 1995 third-round choice (98) and 1995 fourth-round choice (100)
2. Choice (34) from Carolina (for 1995 first-round choice) used to select Terrance Shaw, CB, Stephen F. Austin
2. Choice (51) from Detroit (for 1996 first-round choice) used to select Terrell Fletcher, RB, Wisconsin
2. Jimmy Oliver, WR, Texas Christian (61)

Draft History, *continued*

1995, *cont.*

3. Don Sasa, DT, Washington State (93)
3. Choice (98) from Carolina (for 1995 first-round choice) used to select Preston Harrison, LB, Ohio State
4. Choice (100) from Carolina (for 1995 first-round choice) used to select Chris Cowart, LB, Florida State
4. Choice (104) from St. Louis (for CB Marquez Pope) used to select Aaron Hayden, RB, Tennessee
4. Choice (126) to Seattle for 1994 fifth-round choice (150)
5. 'Omar Ellison, WR, Florida State (162)
6. Choice (177) from St. Louis (for WR Nate Lewis) used to select Troy Sienkiewicz, G, New Mexico State
6. Choice (183) from Philadelphia (for DE Burt Grossman) used to select Brandon Harrison, WR, Howard Payne
6. Choice (197) from Cleveland (for CB Donald Frank) used to select Craig Whelihan, QB, Pacific
6. Tony Berti, T, Colorado (200)
7. Mark Montreuil, CB, Concordia, Quebec (237)

1996 (Drafted alternately 21-20-19-23-22)

April 20-21

1. Choice (21) to Detroit for 1995 second-round choice (51)
2. Choice (41) from Tampa Bay (for 1997 first-round choice) used to select Bryan Still, WR, Virginia Tech
2. Patrick Sapp, OLB, Clemson (50)
3. Brian Roche, TE, San Jose State (81)
4. Charlie Jones, WR, Fresno State (114)
5. Junior Soli, DT, Arkansas (155)
6. Jim Mills, T, Idaho (190)
6. Choice (192) from Carolina through Pittsburgh (for 1997 fifth-round choice) used to select Bryan Stoltenberg, C, Colorado
7. Freddie Bradley, RB, Sonoma State (231)

1997 (Drafted alternately 16-15-14-13) April 19-20

1. Choice (16) to Tampa Bay for 1996 second-round choice (41)
2. Freddie Jones, TE, North Carolina (45)
3. Michael Hamilton, OLB, North Carolina A&T (74)
4. Raleigh Roundtree, T, South Carolina State (109)
5. Choice (138) from St. Louis (for 1998 fourth-round choice and 1997 seventh-round choice) used to select Kenny Bynum, RB, South Carolina State
5. Choice (146) to Pittsburgh for 1996 sixth-round choice (192)
5. Choice (146) from Pittsburgh (for 1998 third-round choice) used to select Paul Bradford, CB, Portland State
6. Daniel Palmer, T, United States Air Force Academy (178)
7. Choice (215) to St. Louis for 1997 fifth-round choice (138)

7. Choice (218) from Pittsburgh (for 1998 third-round choice) used to select Toran James, LB, North Carolina A&T
7. Tony Corbin, QB, Sacramento State (237)*

1998 (Drafted alternately 3-2-5-4) April 18-19

1. Choice (2) from Arizona (for 1998 first-round choice, 1998 second-round choice, 1999 first-round choice, WR Eric Metcalf and LB Patrick Sapp) used to select Ryan Leaf, QB, Washington State
1. Choice (3) to Arizona for 1998 first-round choice (2)
2. Choice (32) to Arizona for 1998 first-round choice (2)
2. Choice (59) from Tampa Bay (for 2000 first-round choice) used to select Mikhael Ricks, WR, Stephen F. Austin
3. Choice (65) to Pittsburgh for 1997 fifth-round choice (146) and 1997 seventh-round choice (218)
4. Choice (95) to St. Louis for 1997 fifth-round choice (138)
5. Cedric Harden, DE, Florida A&M (126)
6. Clifford Ivory, CB, Troy State (155)
7. Jon Haskins, LB, Stanford (194)
7. Kio Sanford, WR, Kentucky (234)*

1998 Supplemental Draft (Drafted 4) July 9

2. Jamal Williams, DT, Oklahoma State (1)

1999 (Drafted alternately 8-9) April 19-20

1. Choice (8) to Arizona for 1998 first-round choice (2)
2. Choice exercised in 1998 Supplemental Draft for Jamal Williams, DT, Oklahoma State
2. Choice (60) from Atlanta (for WR Tony Martin) used to select Jermaine Fazande, FB, Oklahoma
3. Steve Heiden, TE, South Dakota State (69)
4. Jason Perry, DB, North Carolina State (104)
5. Adrian Dingle, DE, Clemson (139)
5. Choice (141) from Chicago (for DT Shawn Lee) used to select Reginald Nelson, G, McNeese State
6. Tyrone Bell, DB, North Alabama (178)
7. Choice (214) to Pittsburgh for RB Eric Pegram

2000 (Drafted alternately 13-12-21-19-18-16) April 15-16

1. Choice (13) to Tampa Bay for 1998 second-round choice (59)
2. Rogers Beckett, S, Marshall (43)
3. Damion McIntosh, T, Kansas State (83)
4. Choice (111) from Philadelphia (for 2001 third-round choice) used to select Trevor Gaylor, WR, Miami, Ohio
4. Leonardo Carson, DT, Auburn (113)
5. Choice (148) to Baltimore for QB Jim Harbaugh
6. Shannon Taylor, LB, Virginia (184)
6. Damen Wheeler, CB, Colorado (203)*
6. JaJaun Seider, QB, Florida A&M (205)*
7. Jason Thomas, G, Hampton (222)

2001 (Drafted 1) April 21-22

- Choice (1) to Atlanta for 2001 first-round choice (5), 2001 third-round choice (67), 2002 second-round choice (48) and WR-KR Tim Dwight
- Choice (5) from Atlanta (for 2001 first-round pick) used to select LaDainian Tomlinson, RB, Texas Christian University
- Drew Brees, QB, Purdue (32)
- Choice (63) to Philadelphia for 2000 fourth-round choice (111)
- Choice (67) from Atlanta (for 2001 first-round pick) used to select Tay Cody, CB, Florida State
- Choice (96) to New England for 2001 fourth-round choice (112) and 2001 fifth-round choice (139)
- Choice (112) from New England (for 2001 fourth-round choice) used to select Carlos Polk, LB, Nebraska
- Elliot Silvers, T, Washington (132)
- Choice (139) from New England (for 2001 fourth-round choice) used to select Zeke Moreno, LB, USC
- Choice (164) to Miami for WR-PR Nate Jacquet
- Brandon Gorin, T, Purdue (201)
- Robert Carswell, FS, Clemson (244)*

2002 (Drafted 5) April 20-21

- Quentin Jammer, CB, Texas (5)
- Toniu Fonoti, G, Nebraska (39)
- Choice (48) from Atlanta (for 2001 first-round pick) used to select Reche Caldwell, WR, Florida
- Ben Leber, LB, Kansas State (71)
- Justin Peelle, TE, Oregon (103)
- Terry Charles, WR, Portland State (142)
- Matt Anderle, T, Minnesota (178)
- Seth Burford, QB, Cal Poly-SLO (216)

2003 (Drafted 15) April 26-27

- Choice (15) to Philadelphia for 2003 first-round (30) and second-round (62) choices
- Choice (30) from Philadelphia (for 2003 first-round pick) used to select Sammy Davis, CB, Texas A&M
- Drayton Florence, CB, Tuskegee (46)
- Choice (62) from Philadelphia (for 2003 first-round pick) used to select Terence Kiel, S, Texas A&M

- Courtney VanBuren, T, Arkansas-Pine Bluff (80)
- Matt Wilhelm, LB, Ohio State (112)
- Mike Scifres, P, Western Illinois (149)
- Hanik Milligan, FS, Houston (188)
- Andrew Pinnock, FB, South Carolina (229)

2004 (Drafted 1) April 24-25

- Eli Manning, QB, Mississippi (1)
- Igor Olshansky, DT, Oregon (35)
- Choice (65) from New York Giants (for QB Eli Manning) used to select Nate Kaeding, K, Iowa
- Nick Hardwick, C, Purdue (66)
- Shaun Phillips, LB, Purdue (98)
- Dave Ball, DE, UCLA (133)
- Choice (154) from Miami (for LB Junior Seau) used to select Michael Turner, RB, Northern Illinois
- Ryan Krause, TE, Nebraska-Omaha (169)
- Ryon Bingham, DT, Nebraska (204)
- Choice (209) from Atlanta (for WR Trevor Gaylor) used to select Shane Olivea, G-T, Ohio State
- Carlos Joseph, T, Miami (254)*

2005 (Drafted 28) April 23-24

- Choice (12) from New York Giants (for QB Eli Manning) used to select Shawne Merriman, OLB, Maryland
- Luis Castillo, DT, Northwestern (28)
- Vincent Jackson, WR, Northern Colorado (61)
- Choice (91) to Tampa Bay for WR Keenan McCardell
- Darren Sproles, RB, Kansas State (130)
- Choice (144) from New York (for QB Eli Manning) to Tampa Bay for T Roman Oben
- Wesley Britt, T, Alabama (164)
- Choice (177) from Miami (for WR David Boston) used to select Wes Sims, G, Oklahoma
- Choice (203) to Tampa Bay for WR Keenan McCardell
- Scott Mruzkowski, C, Bowling Green (242)

* Compensatory Selection



TRADE HISTORY

1970

- 4/28 TE JACQUE MacKINNON to Green Bay for 1971 fifth-round choice (115).
 5/3 DE JOE OWENS from New Orleans for 1971 fourth-round choice.
 8/4 SS KENNY GRAHAM to Cincinnati for 1971 fifth-round choice (119).
 10/15 RB MIKE GARRETT from Kansas City for 1971 second-round choice (39).

1971

- 5/26 CB LESLIE "SPEEDY" DUNCAN to Washington for 1973 fifth-round choice (123).
 6/24 DT KEVIN HARDY from Green Bay for 1972 first-round choice (11).
 9/8 C CARL MAUCK from Miami for 1972 fourth-round choice (91).
 9/8 RB EDDIE RAY from New England for 1972 seventh-round choice (165).
 11/19 T TONY LISICIO to Dallas for 1972 fifth-round choice (130).

1972

- 1/29 LB JEFF STAGGS, 1972 second-round choice and 1973 second-round (31) and third-round (60) choices to Los Angeles Rams for DE DAVID JONES, DT GREG WOJCIK and RB LEE WHITE.
 1/31 DT GEORGE WRIGHT from Baltimore for 1972 fourth- and eighth-round (191) choices.
 1/31 RB LEON BURNS and WR WALKER GILLETTE to St. Louis for RB CID EDWARDS and WR DAVE WILLIAMS.
 3/27 LB ED PHILPOTT from New England for 1973 seventh-round choice.
 4/19 S JIM HILL to Green Bay for DE LIONEL ALDRIDGE and 1974 third-round choice.
 5/5 DT ANDY RICE to Kansas City for 1973 seventh-round choice.
 5/9 LB BOB BRUGGERS to Cincinnati for T ERNIE WRIGHT.
 6/19 DE CAL SNOWDEN from Buffalo for 1973 fifth-round choice.
 7/11 DT JOHN RICHARDSON from Miami for 1973 sixth-round choice.
 7/22 T GARY NOWAK to Kansas City for 1973 ninth-round choice.
 7/22 TE JIM BISHOP to Kansas City for 1973 sixth-round choice.
 7/26 DE STEVE DeLONG to Chicago for 1973 fourth-round choice (84).
 7/31 Cash to Rams for TE LUTHER PALMER.
 7/31 RB JESSE TAYLOR and 1974 eighth-round choice (206) from Los Angeles Rams for 1974 seventh-round choice (158).
 7/31 RB JEFF QUEEN to Oakland for 1973 third-round choice (64).
 7/31 WR BILLY PARKS and RB MIKE MONTGOMERY to Dallas for RB DUANE THOMAS.

- 7/31 LB TIM ROSSOVICH from Philadelphia for 1973 first-round choice (6).
 8/1 RB EDDIE RAY and San Francisco's 1972 third-round choice (via Washington) to Denver for DT DAVE COSTA.
 8/8 QB MARTY DOMRES to Baltimore for Washington's 1972 first-round choice (25) and TE JOHN ANDREWS.
 9/4 CB LEONARD DUNLAP from Baltimore for 1973 fourth-round choice (85).
 9/6 DT GEORGE WRIGHT to Cleveland for 1973 fifth-round choice (125).

1973

- 1/22 QB JOHN UNITAS from Baltimore for cash.
 1/25 RB TOM MATTE from Baltimore for 1973 eighth-round choice.
 1/26 QB JOHN HADL to Los Angeles for DE COY BACON and RB BOB THOMAS.
 4/10 S CHUCK DETWILER, DE LEE THOMAS and a player to be named later to Buffalo for 1974 second-round choice (43).
 5/22 S RON SMITH from Chicago for 1974 fourth-round choice.
 7/20 RB DUANE THOMAS to Washington for 1975 first-round (22) and 1976 second-round choices.
 8/1 CB RAY JONES to Denver for cash.
 8/7 K BILL McCLARD to Los Angeles Rams for 1974 fifth-round choice.
 8/27 WR BILL MALINCHAK to Washington for 1975 eighth-round choice (203) and 1974 15th-round choice (386).
 8/31 1974 eighth-round choice to Atlanta for DE LOUIS ROSS.
 9/5 LB MIKE STRATTON from Buffalo for 1974 fifth-round choice.
 9/5 LB BOB BABICH and 1974 fourth-round choice (86) to Cleveland for 1974 first-round (15) and 1975 second-round (30) choices.
 9/5 LB CARL GERSBACH and RB CLINT JONES from Minnesota for 1974 second-round (29) and third-round choices.

1974

- 1/9 QB WAYNE CLARK to Cincinnati for QB VIRGIL CARTER.
 1/29 G WALT SWEENEY to Washington for 1974 fifth-round (105), 1975 sixth-round and 1976 fourth-round (115) choices. San Diego and Oakland swapped fourth-round choices in 1976.
 2/25 1975 eighth-round choice to Philadelphia for DE DENNIS WIRGOWSKI if he makes squad. (Choice was rescinded because he did not make squad).
 3/1 RB REECE MORRISON from Cincinnati for \$1.00 and clear title rights to QB WAYNE CLARK.
 4/10 S BRYANT SALTER and 1975 eighth-round choice to Washington for 1976 third-round, and 1977 second- and third-round (77) choices.

- 8/2 LB FRED FORSBERG from Buffalo for \$100.
 8/6 LB JOHN KNOBLE from Rams for \$100.
 8/6 G TOM FORREST to Chicago for \$100.
 8/12 DE DEACON JONES to Washington.
 8/15 S RON SMITH to Oakland for 1975 fourth-round (101) and eighth-round (206) choices.
 8/23 DT DAVE ROWE from New England for 1975 sixth-round choice (from New England via Washington).
 8/29 RB BILL RUDDER to Giants for 1975 seventh-round choice.
 9/5 DT BOB BROWN from Green Bay for 1975 third-round choice (58).
 9/5 DT DAVE COSTA to Buffalo for 1975 fifth-round choice (125).
 9/6 CB WILLIE MCGEE to Los Angeles Rams for 1975 sixth-round choice.
 9/24 TE JAMES THAXTON to Cleveland for 1975 sixth-round choice (134).

1975

- 1/28 RB CID EDWARDS to Chicago for 1975 third-round (73) choice (from Rams).
 1/28 RB JIM HARRISON from Chicago for 1975 sixth-round choice (from Rams).
 1/29 DT RAY CARR, DT BLENDIA GAY and T HAROLD PAUL to Oakland for 1975 11th-round (284) and 13th-round (335) choices.
 2/7 WR JOE SWEET from New England for past considerations.
 5/29 1976 second-round choice to Detroit as compensation for C ED FLANAGAN.
 5/29 C CARL MAUCK to Houston for rights to T BOOKER BROWN and compensation rights to CB BENNY JOHNSON.
 6/13 S REGGIE BERRY to Denver for S MAURICE TYLER.
 6/17 WR JERRY LEVIAS to Houston for 1976 12th-round choice.
 7/3 CB BOB HOWARD to New England for 1976 fifth-round choice (131).
 7/16 DT RON EAST to Cleveland for 1977 fifth-round choice (128).
 7/22 CB LEONARD DUNLAP to New York Giants for 1976 fifth-round choice.
 7/22 LB PETE LAZETICH to Miami for LB BRUCE BANNON.
 7/28 WR JOHN CARROLL to Chicago for 1977 seventh-round choice (or sixth round if not owed to Philadelphia in Nordquist trade).
 7/29 TE RON MAYO from Baltimore for 1976 sixth-round choice.
 8/7 DT GREG WOJCIK to Chicago for 1977 eighth-round choice.
 8/13 TE PAT CURRAN and RB HOWARD STRICKLAND from Los Angeles Rams for 1977 third-round choice (68).
 8/13 LB BRUCE BANNON to New York Giants for 1976 ninth-round choice (251).
 8/22 1976 sixth-round choice (159) to St. Louis for past considerations (WR MARLIN BRISCOE).
 9/9 LB KEN HUTCHERSON from Dallas for 1976 seventh-round choice (186).

- 9/15 RB TONY BAKER from Los Angeles Rams for 1976 fifth-round choice (128).
 9/23 DT DAVE ROWE to Oakland for 1976 fourth-round (113) choice (from Houston).

1976

- 4/2 QB BOBBY DOUGLASS and 1976 third-round choice (from Washington) to New Orleans for LB RICK MIDDLETON.
 4/2 DE COY BACON to Cincinnati for WR CHARLIE JOINER.
 4/2 LB FRANKLIN TATE to Oakland for LB MIKE DENNERY.
 4/8 S SAM WILLIAMS to Atlanta for CB TOM HAYES and 1977 sixth-round choice (146).
 4/8 1976 fourth-round (from Washington) and eighth-round (from Chicago) choices to Oakland for 1976 fourth- and sixth-round choices.
 4/9 T HALVOR HAGEN from Buffalo for 1976 ninth-round choice (241).
 7/17 LB FLOYD RICE to Oakland for cash.
 7/20 LB DREW MAHALIC to Philadelphia for \$100 cash.
 7/20 DT KEVIN NOSBUSCH to San Francisco for 1977 eighth-round choice.
 7/22 C MARK MARKOVICH to Detroit for G GUY DENNIS and 1977 sixth-round choice (152).
 8/3 P MITCH HOOPES from Dallas for 1977 10th-round choice.
 8/10 T HALVOR HAGEN to New Orleans for 1977 ninth-round choice (241).
 8/25 RB MERCURY MORRIS from Miami for 1977 fourth-round choice (98).
 8/30 QB CLINT LONGLEY and 1977 first-round choice (24) from Dallas for 1977 first-round (14) and second-round (41) choices.
 9/6 K TOMI FRITSCH and 1977 10th-round choice from Dallas for 1977 eighth-round choice (208).
 9/6 DE LEROY JONES from Washington for 1977 second-round choice and \$12,500.

1977

- 3/1 WR CHIP MYERS from Cincinnati for 1977 11th-round choice (292).
 4/27 DE ART RILEY to Philadelphia for \$20,000. (\$7,500 paid immediately and \$12,500 paid if Riley is on Eagles' payroll seven or more games.)
 6/7 QB JAMES HARRIS from Los Angeles Rams for 1979 fourth-round choice (99).
 6/24 S CLARENCE DUREN from St. Louis for 1978 fourth-round choice (98).
 7/14 C ED FLANAGAN to Los Angeles Rams for 1978 fifth-round choice (135).
 7/14 Rights to TE JIM STANSIK to Miami for 1978 10th-round choice (if Stansik makes the roster during the 1977 season).
 8/5 QB NEAL JEFFREY to Houston for 1979 fourth-round choice (104).
 8/11 DB GREGG BUTLER from Los Angeles Rams for 1978 11th-round choice.
 8/16 TE ROBERT KLEIN from Los Angeles Rams for 1980 second-round choice (55).

Continued next page

1978

- 3/28 RB LYDELL MITCHELL from Baltimore for 1979 fifth-round choice (131).
- 4/26 LB TOM GRAHAM to Philadelphia for 1979 10th-round choice (265).
- 5/2 LB JIM LASLAVIC from Detroit for 1978 fifth-round (125) and sixth-round (155) choices.
- 5/3 WR LARRY DORSEY to Kansas City for DE WILBUR YOUNG.
- 5/3 1978 eighth-round (222) and 11th-round (293) choices to Oakland for 1978 eighth-round (200) and ninth-round (248) choices.
- 7/27 Considerations to Philadelphia for T HARVEY GOODMAN (contingent upon Goodman reporting).
- 7/28 RB RICKEY YOUNG to Minnesota for past considerations.
- 7/28 G ED WHITE from Minnesota for past considerations.
- 8/4 T BOOKER BROWN to Tampa Bay for 1980 fourth-round choice (101).
- 8/6 C RICHARD KEYS to Buffalo for past considerations.
- 8/18 QB BILL MUNSON to Buffalo for 1980 seventh-round choice (175).
- 8/22 FS GLEN EDWARDS from Pittsburgh for 1979 sixth-round choice (157).
- 8/28 RB JOE WASHINGTON and 1979 fifth-round choice for RB LYDELL MITCHELL.
- 9/25 1980 third-round choice (83) to St. Louis for the right to hire Head Coach DON CORYELL.

1979

- 4/26 CB WILLIE BUCHANON from Green Bay for 1979 seventh-round (184) and 1980 first-round (26) choices.
- 5/3 1979 first-round (20) and second-round (47) choices to Cleveland for 1979 first-round choice (13).
- 5/29 RB MIKE THOMAS from Washington for 1980 fifth-round choice (139).
- 5/31 RB CHARLIE WHITE from Tampa Bay for 1980 10th-round choice (279).
- 8/10 RB RICKEY ANDERSON to Cleveland for 1980 sixth-round choice (151).

1980

- 3/21 RB JOHN CAPPALETTI from Los Angeles Rams for 1982 third-round choice (49).
- 8/15 RB BO MATTHEWS to New York Giants for 1981 sixth-round choice (141).
- 8/27 LB DON GOODE to Cleveland for 1981 fourth-round (107) and 1983 fourth-round (95) choices.
- 9/1 QB CLIFF OLANDER to New York Giants for 1981 11th-round choice (280).
- 9/1 P RICK PARTRIDGE from New Orleans for 1981 eighth-round choice (215).
- 9/8 WR RON SMITH from Los Angeles Rams for 1983 fifth-round choice (134).
- 9/29 RB CHUCK MUNCIE from New Orleans for 1981 second-round choice (51).

1981

- 5/15 DT WILBUR YOUNG to Washington for T JEFF WILLIAMS.

- 8/10 WR BILLY MULLINS to Chicago for 1982 12th-round choice (if Mullins is active during 1981 season).
- 8/17 WR STACY CHARLES to Chicago for considerations.
- 8/18 G DAN AUDICK to San Francisco for 1982 third-round choice.
- 8/25 TE GREGG McCRARY to Washington for 1983 11th-round choice (308).
- 8/31 K MIKE WOOD to Baltimore for 1983 sixth-round choice (141).
- 8/31 P GEORGE ROBERTS from Miami for 1982 sixth-round choice (161).
- 9/10 RB AMOS LAWRENCE to San Francisco for 1984 fourth-round choice.
- 9/15 DT JOHN WOODCOCK from Detroit for 1982 12th-round choice (326).
- 9/17 WR JOHN JEFFERSON to Green Bay for 1982 first-round (22) and second-round, 1983 first-round (20), another second-round choice in 1982, 1983 or 1984, and a player to be agreed upon (WR AUNDRA THOMPSON).
- 9/30 WR WES CHANDLER from New Orleans for WR AUNDRA THOMPSON, 1982 first-round choice (22) from Green Bay (with an option to swap firsts) and San Diego's 1982 third-round choice (76).
- 10/2 DE FRED DEAN to San Francisco for 1983 second-round choice. San Diego also receives the option of switching positions in the first-round in 1983 and receives fifth-overall choice.
- 10/8 CB ALLAN ELLIS from Chicago for 1982 fifth-round choice (134).

1982

- 1/27 LB DAVID LEWIS from Tampa Bay for 1982 third-round (83) choice (from San Francisco) and 1984 fourth-round choice (107).
- 3/4 RB RICKY BELL from Tampa Bay for 1982 fourth-round choice (103).
- 3/29 LB DEWEY SELMON from Tampa Bay for 1984 fourth-round (89) choice (from San Francisco).
- 4/27 S TIM FOX from New England for 1982 second-round (40) choice (from Green Bay) and 1983 third-round choice (80).
- 5/26 S BRUCE LAIRD from Baltimore for 1983 sixth-round choice (161).
- 5/28 LB JEFF SIEMON from Minnesota for 1983 sixth-round choice.
- 6/8 LB BOB HORN to San Francisco for 1983 eighth-round choice (202) and 1985 seventh-round choice (196).
- 7/13 S PETE SHAW to New York Giants for 1984 eighth-round choice (199).
- 8/31 T JEFF WILLIAMS to Chicago for 1983 12th-round choice (314).

1983

- 4/20 CB REUBEN HENDERSON from Chicago for 1983 fourth-round (107) and eighth-round (219) choices.
- 4/22 1983 second-round choice (49) and 1983 second-round choice (from San Francisco) to San Francisco for 1983 first-round (22) choice (from San Diego).

- 5/3 S KEN GREENE from St. Louis for 1984 third-round (62) and eighth-round (201) choices.
- 7/11 C BOB RUSH to Kansas City for 1985 third-round (69) and 1986 fifth-round (118) choices.
- 7/18 CB JEFF ALLEN to San Francisco for 1984 12th-round choice.
- 7/27 G DERREL GOFORTH from Green Bay for 1984 12th-round choice (313).
- 8/13 CB MIKE WILLIAMS to Buffalo for WR LOU PICCONE.
- 8/24 WR ROGER CARR from Seattle for 1984 fifth-round (125) choice (from Chicago) and 1985 fifth-round (123) choice.

1984

- 2/13 DE KENNY NEIL and DT ABDUL SALAAM from New York Jets for 1984 second-round choice (from Green Bay).
- 3/28 DT LOUIE KELCHER to San Francisco for 1984 eighth-round (219) and 12th-round (331) choices, and 1985 ninth-round choice (252).
- 3/29 LB BRIAN KELLEY from Giants for 1984 10th-round choice (257).
- 4/30 RB JEWEL THOMAS from Kansas City for 1985 seventh-round choice (130).
- 5/3 G WALT DOWNING from San Francisco for 1986 12th-round choice.
- 5/29 RB JAMES BROOKS to Cincinnati for RB PETE JOHNSON.
- 7/24 RB ROBERT ALEXANDER from Los Angeles Rams for 1985 11th-round choice.
- 8/10 T BILLY SHIELDS and 1985 third-round choice (66) to Minnesota for S JOHN TURNER.
- 8/15 P DAVE FINZER to Chicago for 1985 12th-round choice (329).
- 8/20 DE KEN NEIL to San Francisco for 1985 fifth-round choice.
- 9/10 RB CHUCK MUNCIE to Miami for 1985 second-round choice (trade nullified—did not pass physical).
- 9/22 RB PETE JOHNSON to Miami for 1985 second-round choice (55) and the rights to DL DEWEY FORTE.
- 9/29 DT GARY JOHNSON to San Francisco for 1986 fifth-round (129) and 11th-round (298) choices.

1985

- 3/27 QB MARK HERRMANN from Indianapolis for 1986 10th-round choice (266).
- 5/20 RB MARK SCHELLEN from San Francisco for 1986 12th-round choice.
- 7/20 RB CHUCK MUNCIE to Minnesota for 1986 sixth-round choice.
- 8/1 LB VERNON MAXWELL from Indianapolis for 1986 fifth-round choice (126).
- 8/20 P MAURY BUFORD to Chicago for 1986 12th-round choice (333).
- 8/30 CB MOSSY CADE to Green Bay for 1986 first-round choice and 1987 fifth-round choice (115).

- 9/2 WR BOBBY DUCKWORTH to Los Angeles Rams for 1986 fifth-round choice (133) and T GARY KOWALSKI.
- 9/2 RB EARNEST JACKSON to Philadelphia for 1986 fourth-round choice (95) and 1987 eighth-round choice (204).

1986

- 4/29 1986 first-round (14) and second-round (44) choices (from Green Bay) to Minnesota for 1986 first-round (8) and third-round (67) choices.
- 5/13 WR JESSE BENDROSS to Tampa Bay for 1987 12th-round choice.
- 5/21 RB MARK SCHELLEN to Houston for 1987 12th-round choice.
- 7/25 LB THOMAS BENSON from Atlanta for 1987 sixth-round choice.
- 8/14 QB ED LUTHER to Atlanta for LB RONNIE WASHINGTON and 1987 sixth-round choice.
- 8/20 LB ANDY HAWKINS from Tampa Bay for 1987 sixth-round choice (143).
- 9/29 FS VENCIE GLENN from New England for 1987 fifth-round choice (116).

1987

- 4/27 WR TIM SMITH from Houston for 1988 12th-round choice.
- 4/28 LB CHIP BANKS, and 1987 first-round (24) and second-round (53) choices from Cleveland for 1987 first-round (5) and second-round (32) choices.
- 6/12 RB BUFORD McGEE, 1988 second-round choice (45), and 1989 sixth-round choice (148) to Los Angeles Rams for RB BARRY REDDEN.
- 7/22 LB TIM LUCAS from St. Louis for 1988 11th-round choice.
- 8/21 WR BOBBY JOHNSON from New York Giants for 1988 10th-round choice (256).
- 8/27 CB WAYNE DAVIS to Buffalo for SS MARTIN BAYLESS.
- 9/1 WR TRUMAINE JOHNSON and 1988 seventh-round choice (184) to Buffalo for LB DAVID BRANDON and 1988 fourth-round choice (93).
- 9/2 K ROLF BENIRSCHKE to Dallas for 1989 12th-round choice.
- 9/9 G-T JEFF WALKER to Los Angeles Rams for 1988 11th-round choice (285).
- 10/13 LB JAMES JOHNSON from San Francisco for past considerations.

1988

- 3/25 T EMIL SLOVACEK to Denver for past considerations.
- 4/13 QB MARK MALONE from Pittsburgh for 1988 eighth-round choice (211).
- 4/24 TE PETE HOLOHAN to Rams for 1988 fourth-round choice (91).
- 4/24 1988 third-round (72) and fifth-round (125) choices to Houston for 1988 third-round (60) choice (from Los Angeles Raiders).
- 4/26 QB MARK HERRMANN to Indianapolis for 1989 11th-round choice.

Trade History, *continued*

1988, *cont.*

- 4/28 DT BLAISE WINTER to Green Bay for past considerations.
- 6/2 WR WES CHANDLER to San Francisco for C FRED QUILLAN. Chargers received 1989 seventh-round choice (195) and 1990 seventh-round choice (193) when Quillan did not report.
- 6/29 Selection rights to WR BRIAN BEDFORD (California-Berkeley) from Dallas for 1989 ninth-round choice.
- 7/8 S LEONARD COLEMAN from Colts for 1990 12th-round choice.
- 8/1 T JIM LACHEY to Los Angeles Raiders for T JOHN CLAY, 1989 third-round and 1990 fourth-round choices.
- 8/4 G-T CURTIS ROUSE to Atlanta for past considerations.
- 8/22 LB THOMAS BENSON to New England for 1989 seventh-round choice (183).
- 10/11 RB NAPOLEON McCALLUM from Los Angeles Raiders for 1990 fourth-round choice (89).

1989

- 4/11 1989 third-round choice and 1990 fourth-round choice (from Los Angeles Raiders) to Los Angeles Raiders for past considerations.
- 4/23 1989 third-round (64), fourth-round (93) and seventh-round (175) choices to New York Giants for 1989 second-round choice (51).
- 4/24 1989 12th-round choice (316) to Washington for 1990 12th-round choice (326).
- 8/18 QB JIM McMAHON from Chicago for 1990 second-round choice (33).
- 8/30 P RALF MOJSIEJENKO to Washington for 1990 seventh-round choice (187).
- 9/4 RB BARRY REDDEN to Cleveland for 1990 seventh-round choice (185).
- 10/17 LB CHIP BANKS to Indianapolis for 1990 third-round choice (67).
- 10/17 RB DARRIN NELSON from Dallas for 1990 fifth-round choice (116).

1990

- 4/21 RB GARY ANDERSON to Tampa Bay for 1990 third-round (57) and 1991 second-round (39) choices.
- 4/22 San Diego's 1991 third-round choice to Dallas for 1990 sixth-round choice (138), New England's 1990 sixth-round choice (163) and the New York Giants 1990 sixth-round choice (143).
- 4/27 RB NAPOLEON McCALLUM to Los Angeles Raiders for 1991 11th-round choice.
- 5/4 WR JAMIE HOLLAND to Los Angeles Raiders for 1991 seventh-round choice (192).
- 8/28 P KEITH ENGLISH to Los Angeles Rams for 1991 10th-round choice (254).
- 8/29 G MIKE ZANDOFSKY from Phoenix for 1991 ninth-round choice.

1991

- 4/21 1992 first-round choice (5) to Washington for 1991 second-round (47) and 1992 fifth-round (140) choices.
- 4/22 1991 11th-round choice (from Los Angeles Raiders) and 1992 fourth-round choice (90) to New England for 1991 fifth-round (127) choice (from Pittsburgh).
- 8/23 DE LEE WILLIAMS to Houston for 1992 first-round choice (23) and WR SHAWN JEFFERSON.
- 8/28 QB BILLY JOE TOLLIVER to Atlanta for 1992 fifth-round choice (131).

1992

- 8/13 QB STAN HUMPHRIES from Washington for 1993 fourth-round choice.
- 8/26 LB KEVIN MURPHY from Tampa Bay for 1993 eighth-round choice.

1993

- 4/15 T LEO GOEAS to Los Angeles Rams for 1993 fourth-round choice.
- 4/25 1993 second-round (48) and 1994 first-round (15) choices to San Francisco for 1993 second-round (41), third-round (82), fourth-round (110) and fifth-round (138) choices.
- 4/25 T BRODERICK THOMPSON to Philadelphia for 1993 fourth-round choice (104).
- 4/25 1993 third-round choice (from San Francisco) and 1993 fourth-round choice (from Philadelphia) to Tampa Bay for 1993 third-round choice.
- 4/25 1993 fourth-round choice (from San Francisco) and 1993 sixth-round choice (from San Francisco) to New England for 1993 fourth-round choice (from Green Bay).
- 4/26 1994 sixth-round choice (175) to San Francisco for 1993 eighth-round choice (222).

1994

- 3/4 CB DONALD FRANK to Cleveland for 1995 sixth-round choice (197).
- 3/18 WR NATE LEWIS to Los Angeles Rams for 1995 sixth-round choice (177).
- 3/24 1994 fourth-round choice (107) to Arizona through Miami for WR TONY MARTIN.
- 4/7 DE BURT GROSSMAN to Philadelphia for 1995 sixth-round choice (183).
- 4/11 CB MARQUEZ POPE to Los Angeles Rams for 1995 fourth-round choice (104).
- 4/25 RB MARION BUTTS and 1994 third-round choice (78) to New England for 1994 third-round (70) and fifth-round (137) choices.
- 4/25 1995 fourth-round choice (126) to Seattle for 1994 fifth-round choice (150).

1995

- 4/22 1995 first-round choice (29) to Carolina for 1995 second-round (34), third-round (98) and fourth-round (100) choices.
- 4/22 1995 second-round choice (51) from Detroit for 1996 first-round choice (21).

1996

- 4/20 1996 second-round choice (41) from Tampa Bay for 1997 first-round choice (16).
 4/21 1996 sixth-round choice (192) from Pittsburgh for 1997 fifth-round choice (146).

1997

- 4/20 1997 fifth-round (138) choice (from St. Louis) for 1998 fourth-round (95) and 1997 seventh-round (215) choices.
 4/20 1997 fifth-round (146) and seventh-round (218) choices from Pittsburgh for 1998 third-round choice (65).
 7/2 1999 seventh-round choice (214) to Pittsburgh for RB ERRIC PEGRAM.

1998

- 3/12 1998 first-round (3) and second-round (32) choices, 1999 first-round choice (8), WR ERIC METCALF and LB PATRICK SAPP to Arizona for 1998 first-round choice (2).
 4/18 2000 first-round choice (13) to Tampa Bay for 1998 second-round choice (59).
 6/3 WR TONY MARTIN to Atlanta for 1999 second-round choice (60).
 6/8 DT SHAWN LEE to Chicago for 1999 fifth-round choice (141).

1999

- 3/22 QB JIM HARBAUGH from Baltimore for 2000 fifth-round choice (148).
 8/9 TE JOHN BURKE from New York Jets for 2001 conditional seventh-round choice.

2000

- 4/16 2001 third-round choice (63) to Philadelphia for 2000 fourth-round choice (111).
 8/22 WR NATE JACQUET from Miami for 2001 sixth-round choice (164).

2001

- 4/20 2001 first-round choice (1) to Atlanta for 2001 first-round (5) and third-round (67) choices, 2002 second-round choice (48) and WR TIM DWIGHT.
 4/22 2001 fourth-round choice (96) to New England for 2001 fourth-round (112) and fifth-round (139) choices.

2002

- 8/31 TE STEVE HEIDEN to Cleveland for 2003 seventh-round choice.
 9/1 WR TREVOR GAYLOR to Atlanta for 2004 seventh-round choice (209).
 10/12 G KELVIN GARMON from Dallas for 2003 seventh-round choice (from Cleveland).

2003

- 4/16 LB JUNIOR SEAU to Miami for 2004 fifth-round choice (154).
 4/26 2003 first-round choice (15) to Philadelphia for 2003 first-round (30) and second-round (62) choices.

2004

- 3/15 WR DAVID BOSTON to Miami for 2005 sixth-round choice (177) and CB JAMAR FLETCHER.
 4/24 QB ELI MANNING to New York Giants for QB PHILIP RIVERS, 2004 third-round choice (65), and 2005 first-round (12) and fifth-round (144) choices.
 6/9 T ROMAN OBEN from Tampa Bay for 2005 fifth-round choice (144).
 10/19 WR KEENAN McCARDELL from Tampa Bay for 2005 third-round (91) and sixth-round (203) choices.

2005-06 Important Dates

- Aug. 9 - If a Drafted Rookie has not signed with his club by this date, he may not be traded to any other club in 2005.
 Aug. 30 - Roster cutdown to maximum of 65 players on Active List by 1 p.m. (PDT).
 Aug. 31 - Chargers annual Kickoff Event.
 Sept. 3 - Roster cutdown to maximum of 53 players on Active/Inactive List by 1 p.m. (PDT).
 Sept. 4 - At 9 a.m. (PDT), clubs may establish a Practice Squad of eight players by signing free agents who do not have an accrued season of free-agency credit or who were on the Active/Inactive List for less than nine regular-season games during their only Accrued Season(s). A player cannot participate on the Practice Squad for more than two seasons.
 Sept. 8 - Regular season opens.
 Sept. 27 - Priority on multiple waiver claims is now based on 2005 standings.
 Oct. 18 - All trading ends at 1 p.m. (PDT).
 Oct. 19 - Players with at least four previous pension credits are subject to the waiver system for the remainder of regular season and postseason.
 Nov. 15 - Deadline for clubs to sign by 1 p.m. (PST) their Unrestricted Free Agents, Restricted Free Agents and draft choices to whom June 1 tender was made. If still unsigned after this date, such players are prohibited from playing in NFL in 2005.
 Jan. 7-8 - Wild Card Playoffs
 Jan. 14-15 - Divisional Playoffs
 Jan. 22 - Conference Championships
 Feb. 5 - Super Bowl XL, Ford Field, Detroit, Michigan
 Feb. 12 - AFC-NFC Pro Bowl, Honolulu, Hawaii

HEAD COACHES



Sid Gillman
1960-69, '71
Ohio State
87-57-6, .600



Charlie Waller
1969-1970
Georgia
9-7-3, .553



Harland Sware
1971-73
Washington State
7-17-2, .307



Ron Waller
1973
Maryland
1-5, .166



Tommy Prothro
1974-78
Duke
21-39-0, .350



Don Coryell
1978-1986
Washington
72-60-0, .545



Al Saunders
1986-88
San Jose State
17-22-0, .436



Dan Henning
1989-1991
William & Mary
16-32-0, .333



Bobby Ross
1992-96
Virginia Military Institute
50-36-0, .581



Kevin Gilbride
1997-98
Southern Connecticut State
6-16, .272



June Jones
1998
Portland State
3-7, .300



Mike Riley
1999-2001
Alabama
14-34, .292



Marty Schottenheimer
2002-05
Pittsburgh
24-25, .490

ASSISTANT COACHES

Adolph, Dave, Akron	1985, 95-96	Manusky, Greg, Colgate	2002-05
Alexander, DelVaughn, Southern Cal.	1999-2000	Mauck, Carl, Southern Illinois.	1992-95, 2005
Arnsparger, Bill, Miami, Ohio	1992-94, 2002	McClave, Andrew, UCLA	2000-01
Baker, Brian, Maryland	1996	McDaniel, LeCharis, St. Mary's	1990-91
Banker, Mark, Springfield, Mass.	1999-2001	McKiltrick, Bobb, Oregon State	1974-78
Bass, Tom, San Jose State	1964-67, 82-85	Misciagna, John, Dickinson College	1992-96
Bauer, Hank, California-Lutheran	1983-86	Mora, (Jr.) Jim, Washington	1986-1991
Beightol, Larry, Catawba College	1989	Mudd, Howard, Hillsdale, Michigan	1974-76
Bengtson, Phil, Minnesota.	1971	Murphy, Dennis, Notre Dame	1994-96
Braden, Marv, Southwest Missouri	1981-85	Nicolau, Nick, So. Connecticut State	1997-98
Brewster, Tim, Illinois	2002-04	Noll, Chuck, Dayton	1960-65
Brown, Greg, Texas El-Paso.	1995-96	Novak, Frank, Northern Michigan.	1997-98
Bugel, Joe, Western Kentucky	1998-2001	Nunnely, Wayne, Nevada-Las Vegas	1997-2005
Cameron, Cam, Indiana	2002-05	O'Leary, George, New Hampshire	1992-93
Carmichael, Pete, Boston College	2002-05	Pagano, John, Mesa State College	2002-05
Cavanaugh, Mike, So. Connecticut St.	1997-98	Painter, Dwain, Rutgers	1994-96
Chryst, Geep, Princeton	1999-2000	Pardee, Jack, Texas A&M	1981
Chryst, Paul, Wisconsin	1999-2001	Pascale, Joe, Connecticut	1997-2002
Chudzinski, Rob, Miami	2005	Pasquale, Larry, Bridgeport, Conn.	1990-91
Clauser, Chuck, New Mexico	1991	Perkins, Ray, Alabama.	1978
Cochran, Red, Wake Forest.	1970	Perry, Rod, Colorado	1997-2001
Coley, Max, San Jose State.	1977	Phillips, Bum, Stephen F. Austin	1967-1971
Coury, Dick, Notre Dame	1975	Phillips, Jim, Auburn	1968-1971
Croom, Sylvester, Alabama	1992-96	Phillips, Wade, Houston	2004-05
Crosby, Steve, Fort Hays State.	2002-05	Priever, Chuck, John Carroll	1992-96
Crow, John, Texas A&M	1974-75	Read, Bruce, Portland State.	1999-2001
Cunningham, Gunther, Oregon	1985-1990	Redding, Dave, Nebraska	2002-05
Davis, Al, Syracuse	1960-62	Redman, Rick, Washington	1972-73
DeLeone, George, Connecticut.	1997	Reilly, Jack, Long Beach State	1990-92
Dickenson, Craig, Montana	2000-01	Rhorne, Jerry, Tulsa	1988
Dixon, Tyrone, Indiana, Pa.	1997	Sanford, Mike, Southern California.	1999-2001
Dunn, John, Penn State	1990-96	Saunders, Al, San Jose State.	1983-86
Durden, Earnel, Oregon State	1974-1986	Schiotz, Matt, Wisconsin-La Crosse.	2002-05
Dickson, George, Notre Dame	1972-75	Schnelker, Bob, Bowling Green	1972-73
Falks, Frank, Parsons College	1994-96	Schottenheimer, Brian, Florida.	2002-05
Faulkner, Jack, Miami, Ohio	1961-62	Sevier, Wayne, San Diego State	1979-1980, 1987-88, 1998
Feldman, Rudy, UCLA	1974-77	Shaw, Willie, New Mexico	1994
Fox, John, San Diego State	1992-93	Shelmon, Clarence, Houston	2002-05
Friedgen, Ralph, Maryland	1992-96	Sheppard, Mike, Cal Lutheran	1997-98
Gibbs, Alex, Davidson College	1990-91	Shively, Doug, Kentucky	1984
Gibbs, Joe, San Diego State	1979-1980	Simpson, Jackie, Miss.	1967-1971, 1974-1980
Gregg, Forrest, Southern Methodist.	1972-73	Slater, Birt, San Diego State.	1981-83
Hackett, Walt, Whittier	1962-66	Smith, Jerry, Wisconsin	1977-1983
Halchak, Mike, Southern California	1986-1991	Stewart, Brian, Northern Arizona	2004-05
Hanifan, Jim, California	1979	Sullivan, Jerry, Delta State	1992-96
Hastings, John, Ohio University	1997-2001	Taylor, Bones, Oklahoma City	1963
Henry, Jack, Indiana, Pa.	1996	Theider, Roger, Bowling Green	1987
Herring, Hal, Auburn	1970	Thomas, Johnny, Baylor	1998-99
Hodgson, Pat, Georgia	1978	Tollner, Ted, Cal Poly-SLO	1989-1991
Holmes, Jerry, West Virginia.	2002-03	Turner, Norv, Oregon	2001
Houck, Hudson, Southern California	2002-04	Tyne, Phil, San Diego State	1978-1988
Jackson, Bobby, Howard	1987-1991	Vechiarella, Jim, Youngstown State	1997-2001
Johnson, Mike, Akron	2000-01	Wagstaff, Jim, Idaho State	1981-85
Johnston, Harry, Nebraska.	1966-67	Walsh, Bill, San Jose State	1976
Joiner, Charlie, Grambling, La.	1987-1991	Wampfler, Jerry, Miami, Ohio.	1988
Jones, June, Portland State.	1998	Weaver, Larry, Adams State College.	1977-1982
Lempa, Kevin, So. Connecticut State	1997-99	Weber, Chuck, Westchester, Pa. 1968-69, 1982-85	
Levy, Dave, UCLA.	1980-88	White, Ed, California	1986-87, 1989-1991
Lindsey, Dale, Western Ky.	1992-96, 2002-03	Wilson, Ollie, Springfield, Mass.	1997-2001
Lofthy, James, Stanford	2002-05	Wood, Willie, Southern California.	1972-74
Lundy, Lamar, Purdue	1971	Wuehrmann, John, Wyoming	2003-05
Lynn, Ron, Mt. Union College.	1986-1991	Yowarsky, Walt, Kentucky	1972-73
Maddermott, Bill, Trinity, Connecticut	1997-98	Zampese, Ernie, Southern California	1976, 1979-1986
Madden, Joe, Maryland	1989		
Madro, Joe, Ohio State.	1960-1971		

ALL-TIME ROSTER

A

Abbott, Vinca, K, Cal State Fullerton	1987-88
Ackerman, Rich, DE, Memphis	1982-84
Adams, Curtis, RB, Central Michigan	1985-88
Agajanian, Ben, K, New Mexico	1960-61, 1964
Aiu, Charles, G, Hawaii	1976-78
Akin, Harold, T, Oklahoma State	1967-68
Aldridge, Lionel, DE, Utah State	1972-73
Ale, Arnold, LB, UCLA	1996
Alexander, Stephen, TE, Oklahoma	2002-03
Allen, Anthony, WR, Washington	1989
Allen, Chuck, LB, Washington	1961-69
Allen, Jeff, CB, California-Davis	1982
Allert, Ty, ILB, Texas	1986-87
Allison, Jim, RB, San Diego State	1965-68
Alworth, Lance, FL, Arkansas	1962-1970
Anderson, Anthony, S, Grambling	1987
Anderson, Gary, RB, Arkansas	1985-88
Anderson, Ralph, TE, Cal State-Los Angeles	1960
Anderson, Rickey, RB, South Carolina State	1978
Andrews, Billy, LB, SE Louisiana	1974
Andrews, John, TE, Indiana	1972
Anno, Sam, LS, Southern California	1992-93
Anthony, Charles, LB, Southern California	1974
Appleton, Scott, DT, Texas	1967-68
Archer, David, QB, Iowa State	1989
Atkins, Dave, RB, Texas-El Paso	1975
Audick, Dan, G, Hawaii	1978-1980

B

Babich, Bob, LB, Miami, Ohio	1970-72
Baccaglio, Martin, DE, San Jose St.	1968
Bacon, Coy, DE, Jackson State	1973-75
Bahr, Chris, K, Penn State	1989
Baker, John, LB, Mississippi State	1967
Baker, Mel, WR, Texas Southern	1975
Baker, Tony, RB, Iowa State	1975
Baldwin, Keith, DE, Texas A&M	1987-88
Ball, Dave, DE, UCLA	2004
Ball, Jason, C, New Hampshire	2002-04
Banks, Chip, OLB, Southern California	1987
Bansavage, Al, G, Southern California	1960
Barnes, Ernie, G, North Carolina Central	1960-62
Barnes, Johnnie, WR, Hampton, Va.	1992-94
Barnes, Lawrence, RB, Tennessee State	1977-78
Barnes, Pete, LB, Southern, La.	1970-72
Barrie, Sebastian, DT, Liberty	1995
Barry, Al, G, Southern California	1960
Batteaux, Patrick, WR, Texas Christian	2001
Bauer, Hank, RB, California Lutheran	1977-1982
Bayless, Martin, S, Bowling Green	1987-1991
Beauchamp, Joe, CB, Iowa State	1966-1975
Beaudoin, Doug, S, Minnesota	1981
Beckett, Rogers, S, Marshall	2000-02
Beirne, Jim, WR, Purdue	1973-74
Bell, Eddie, WR, Idaho State	1976
Bell, Ricky, RB, Southern California	1982
Belotti, George, G, Southern California	1961
Bendross, Jesse, WR, Alabama	1984-85
Benirschke, Rolf, K, California-Davis	1977-1986
Bennett, Darren, P, No College	1995-2003
Bennett, Monte, DE, Kansas	1987
Bennett, Roy, CB, Jackson State	1988-89
Benson, Mitchell, DT, Texas Christian	1991

Benson, Thomas, ILB, Oklahoma	1986-87
Bernstine, Rod, TE-RB, Texas A&M	1987-1992
Berry, Ed, CB, Utah State	1987
Berry, Reggie, S, Long Beach State	1972-74
Berti, Tony, T, Colorado	1995-97
Bethune, Bob, S, Mississippi State	1962
Bieniemy, Eric, RB, Colorado	1991-94
Billingsley, Ron, DT, Wyoming	1967-1970
Bingham, Craig, OLB, Syracuse	1985
Binn, David, TE, California	1994-2004
Bird, Steve, WR, Eastern Kentucky	1984
Blair, George, K, Mississippi	1961-64
Blaylock, Tony, CB, Winston-Salem State	1991
Boatright, Ron, DT, Oklahoma State	1974
Bobo, Hubert, LB, Ohio State	1960
Bogle, Phil, G, New Haven	2003
Bonner, Glen, RB, Washington	1974-75
Bordelon, Ben, G, Louisiana State	1997
Boston, David, WR, Ohio State	2003
Botchan, Ron, LB, Occidental	1960
Bouie, Kevin, RB, Mississippi	1996
Bradford, Paul, CB, Portland State	1997
Bradley, Carlos, LB, Wake Forest	1981-85
Bradley, Chuck, TE, Oregon	1975-76
Bradley, Freddie, RB, Sonoma State	1996
Brady, Jeff, LB, Kentucky	1993
Brandon, David, OLB, Memphis	1987-89, 1995
Brandt, David, C, Michigan	2004
Braxton, Hezekiah, RB, Virginia Union	1962
Brazley, Carl, DB, Western Kentucky	1987
Breaux, Don, QB, McNeese State	1964-65
Breedlove, Kevin, G, Georgia	2003
Brees, Drew, QB, Purdue	2001-04
Brennan, Brian, WR, Boston College	1992
Brew, Dorian, CB, Kansas	1997
Briggs, Bob, DE, Heidelberg, Ohio	1968-1970
Briz, Darrick, G, Oregon	1988
Brinson, Dana, RB, Nebraska	1989
Briscoe, Marlin, WR, Nebraska-Omaha	1975
Brittenum, Jon, QB, Arkansas	1968
Brock, Lou, CB, Southern California	1987
Brock, Stan, T, Colorado	1993-95
Brohm, Jeff, QB, Louisville	1994
Brooks, Billy, WR, Oklahoma	1981
Brooks, James, RB, Auburn	1981-83
Brooks, Michael, FS, North Carolina State	1989
Brown, Bob, DT, Arkansas-Pine Bluff	1974
Brown, Booker, T, Southern California	1975-77
Brown, Don, T, Santa Clara	1983
Brown, Donald, CB, Maryland	1986
Brown, Fakhir, CB, Grambling	1999-2000
Brown, Gary, RB, Penn State	1997
Brown, Richard, LB, San Diego State	1990
Brown, Wilbert, G, Houston	1999
Browner, Keith, OLB, Southern California	1988
Brueckman, Charlie, LB, Pittsburgh	1960
Bruggers, Bob, LB, Minnesota	1968-1971
Buchanon, Willie, CB, San Diego State	1979-1982
Buford, Maury, P, Texas Tech	1982-84
Buncom, Frank, LB, Southern California	1962-67
Burgess, James, LB, Miami, Fla.	1997-98
Burke, John, TE, Virginia Tech	1998
Burns, Leon, RB, Long Beach State	1971
Burton, Larry, WR, Purdue	1978-79

Bush, Lewis, LB, Washington State 1993-99
 Busick, Steve, LB, Southern California 1987
 Butler, Robb, S, Robert Morris 2004
 Butts, Marion, RB, Florida State 1989-1993
 Byers, Scott, S, Long Beach State 1984
 Bynum, Kenny, RB,
 South Carolina State 1997-2000
 Byrd, Gill, CB-S, San Jose State 1983-1992

C

Caffey, Lee Roy, LB, Texas A&M 1972
 Caldwell, Reche, WR, Florida 2002-04
 Campbell, Jim, LB, West Texas State 1969
 Campbell, Joe, OLB, New Mexico State 1988-89
 Cappelletti, John, FB, Penn State 1980-83
 Caravello, Joe, HB, Tulane 1989-1990
 Carney, John, K, Notre Dame 1990-2000
 Carolan, Reg, TE, Idaho 1962-63
 Carpenter, Ron, LB, Texas A&M 1964-65
 Carr, Levert, T, North Central Illinois 1969
 Carr, Roger, WR, Louisiana Tech 1983
 Carrington, Darren, S, Northern Arizona 1991-94
 Carson, Kern, HB, San Diego State 1965
 Carson, Leonardo, DT, Auburn 2001-03
 Carswell, Robert, S, Clemson 2001-02
 Carter, Mike, WR, Cal State-Sacramento 1972
 Carter, Virgil, QB, Brigham Young 1975
 Castle, Eric, FS, Oregon 1993-96
 Cesaire, Jacques, DE, So. Conn. State 2003-04
 Chancey, Robert, RB, No College 1997, 2000
 Chandler, Wes, WR, Florida 1981-87
 Charles, Mike, NT, Syracuse 1987-89
 Chatman, Jesse, RB, Eastern Washington 2002-04
 Chickillo, Tony, NT, Miami, Fla. 1984-85
 Chorovich, Dick, DT, Miami, Ohio 1960
 Christie, Steve, K, William & Mary 2001-03
 Claiborne, Robert, WR, San Diego State 1992
 Claphan, Sam, T, Oklahoma 1981-87
 Clark, Greg, LB, Arizona State 1991
 Clark, Howard, TE, Tenn.-Chattanooga 1960-61
 Clark, Wayne, QB,
 United States International 1970-73
 Clark, Willie, CB, Notre Dame 1994-96, 1998
 Clatterbuck, Bobby, QB, Houston 1960
 Clay, John, T, Missouri 1988
 Clayton, Carey, C, Texas-EI Paso 2001
 Cline, Doug, LB, Clemson 1966
 Coan, Bert, RB, Kansas 1962
 Cocozzo, Joe, G, Michigan 1993-97
 Cody, Tay, CB, Florida State 2001-03
 Colbert, Danny, CB, Tulsa 1974-76
 Colbert, Lewis, P, Auburn 1989
 Cole, Fred, G, Maryland 1960
 Coleman, Andre, WR-KR, Kansas State 1994-96
 Coleman, Ben, T, Wake Forest 2000
 Coleman, Leonard, S, Vanderbilt 1988
 Coleman, Marco, DE, Georgia Tech 1996-98
 Collins, Jim, ILB, Syracuse 1989
 Conway, Curtis, WR, Southern California 2000-02
 Cooper, Stephen, LB, Maine 2003-04
 Cordill, Ollie, WR, Memphis 1967
 Corley, Anthony, RB, Nevada 1985
 Cornish, Frank, UCLA 1990-91
 Costa, Dave, DT, Utah 1972-73
 Colton, Craig, TE, Youngstown State 1975
 Cox, Arthur, TE, Texas Southern 1988-1991
 Craver, Aaron, RB, Fresno State 1997
 Crews, Terry, LB, Western Michigan 1993

Crittenden, Ray, WR, Virginia Tech 1997
 Croudip, David, CB, San Diego State 1985
 Culver, Rodney, RB, Notre Dame 1994-95
 Cummings, Joe, LB, Wyoming 1996
 Curran, Pat, TE, Lakeland, Wis. 1975-78

D

Dale, Jeff, S, Louisiana State 1985-86, 1988
 Dallafior, Ken, G, Minnesota 1985-88
 Darden, Tony, CB, Texas Tech 2000
 Davis, Brian, CB, Nebraska 1993
 Davis, Bruce, WR, Baylor 1987
 Davis, Greg, K, The Citadel 1997
 Davis, Harrison, WR, Virginia 1974
 Davis, Isaac, G, Arkansas 1994-97
 Davis, Mike, SS, Colorado 1987
 Davis, Reggie, TE, Washington 1999-2000
 Davis, Reuben, DT, North Carolina 1994-97
 Davis, Sammy, CB, Texas A&M 2003-04
 Davis, Wayne, CB, Indiana State 1985-86
 Davis, Wendell, TE, Temple 1998
 Day, Tom, DE, North Carolina A&T 1967
 Dean, Fred, DE, Louisiana Tech 1975-1981
 Degan, Dick, LB, Long Beach State 1965-66
 DeJurnett, Charles, DT, San Jose St. 1976-1980
 DeLine, Steve, K, Colorado State 1988
 DeLong, Steve, DE, Tennessee 1965-1971
 Deluca, Sam, G, South Carolina 1960-61, 1963
 Demaree, Chris, DE, Kentucky 2002
 Dennis, Al, G, Grambling 1973
 Dennis, Mike, CB, Wyoming 1984
 Denton, Tim, CB, Sam Houston State 2000
 Detwiler, Chuck, S, Utah State 1970-72
 Diaz-Infante, David, G, San Jose State 1987
 Dicus, Chuck, WR, Arkansas 1971-72
 Dielman, Kris, G, Indiana 2003-04
 DiGiacomo, Curt, G, Arizona 1986
 Dimry, Charles, CB, Nevada-Las Vegas 1998-99
 Dingle, Adrian, DE, Clemson 2000-04
 Dixon, Al, TE, Iowa State 1984
 Dixon, Gerald, LB, South Carolina 1998-2001
 Dodge, Dedrick, S, Florida State 1998
 Doerger, Jerry, T, Wisconsin 1985
 Domres, Marty, QB, Columbia 1969-71
 Donnell, Ben, DE, Vanderbilt 1960
 Dorsey, Larry, WR, Tennessee State 1976-77
 Douglass, Jay, T, Memphis 1973-74
 Douglass, Bobby, QB, Kansas 1975
 Douglass, Mike, OLB, San Diego State 1986
 Dove, Jerome, CB, Colorado State 1977-1980
 Downing, Eric, DT, Syracuse 2004
 Dragon, Oscar, RB, Arizona State 1972
 Duckworth, Bob, WR, Arkansas 1982-84
 Dufek, Joe, QB, Yale 1985
 Dumas, Michael, S, Indiana 1997-2000
 Duncan, Frank, S, San Francisco State 1979-1981
 Duncan, Leslie, CB, Jackson State 1964-1970
 Dunlap, Leonard, CB, North Texas 1972-74
 Duren, Clarence, S, California 1977
 Dwight, Tim, WR, Iowa 2001-04
 Dyal, Mike, TE, Texas A&I 1993
 Dyer, Ken, WR, Arizona State 1968
 Dykes, Donald, CB, SE Louisiana 1982

E

Early, Quinn, WR, Iowa 1988-1990
 East, Ron, DT, Montana State 1971-73
 Eber, Rick, WR, Tulsa 1969

Continued next page

All-Time Roster, *continued*

Edwards, Cid, RB, Tennessee State	1972-74
Edwards, Donnie, LB, UCLA	2002-04
Edwards, Glen, FS, Florida A&M	1978-1981
Edwards, Vernon, DE, Southern Methodist	1996
Egloff, Ron, TE, Wisconsin	1984
Ehin, Chuck, DE-NT, Brigham Young	1983-87
Elder, Donnie, CB, Memphis	1990-91
Elko, Bill, NT, Louisiana State	1983-84
Ellis, Allan, CB, UCLA	1981
Ellis, Ed, T, Buffalo	2001-03
Ellison, O'Mar, WR, Florida State	1995-96
Engel, Greg, C, Illinois	1994-97
Enis, Hunter, QB, Texas Christian	1961
Erickson, Bernard, LB, Abilene Christian	1967-68
Erlandson, Tom, LB, Washington State	1968
Estes, Don, G, Louisiana State	1966
Evans, Larry, LB, Mississippi College	1983
Everett, Jim, QB, Purdue	1997

F

Faison, Earl, DE, Indiana	1961-66
Farley, Dick, S, Boston University	1968-69
Farr, Miller, CB, Wichita State	1965-66
Farris, John, G, San Diego State	1965-66
Faucette, Chuck, ILB, Maryland	1987-88
Faulkner, Chris, TE, Florida	1985
Fazande, Jermaine, RB, Oklahoma	1999-2000
Feasel, Greg, T, Abilene Christian	1987
Fellows, Mark, OLB, Montana State	1985-86
Fenner, Lane, WR, Florida State	1968
Ferguson, Eugene, T, Norfolk State	1969-1970
Ferguson, Howard, RB, No College	1960
Ferguson, Keith, DE, Ohio State	1981-85
Ferguson, Kevin, TE, Virginia	1987
Ferrante, Orlando, G, Southern California	1960-61
Fetherston, Jim, LB, California	1968-69
Fields, Floyd, S, Arizona State	1991-93
Figaro, Cedric, ILB, Notre Dame	1988-1990
Finneran, Gary, DT, Southern California	1960
Fisk, Jason, DT, Stanford	2002-04
Fitzkee, Scott, WR, Penn State	1981-82
FitzPatrick, James, T, Southern California	1986-89
Flanagan, Ed, C, Purdue	1975-76
Fletcher, Chris, S, Temple	1970-76
Fletcher, Jamar, CB, Wisconsin	2004
Fletcher, Terrell, RB, Wisconsin	1995-2002
Flick, Tom, QB, Washington	1986
Florence, Drayton, CB, Tuskegee	2003-04
Flowers, Charlie, RB, Mississippi	1960-61
Floyd, Eric, OL, Auburn	1990-91
Floyd, John, WR, NE Louisiana	1979-1980
Floyd, Malcolm, WR, Wyoming	2004
Floyd, Victor, RB, Florida State	1989
Flutie, Darren, WR, Boston College	1988
Flutie, Doug, QB, Boston College	2001-04
Foley, Steve, LB, NE Louisiana	2004
Fonoti, Toniui, G, Nebraska	2002, 2004
Fontenot, Al, DE, Baylor	1999-2001
Ford, Fred, RB, Cal Poly-SLO	1960
Forsberg, Fred, LB, Washington	1974
Fortin, Roman, OL, San Diego State	1998-2000
Fortune, Hosea, WR, Rice	1983
Foster, Gene, RB, Arizona State	1965-1970
Fouts, Dan, QB, Oregon	1973-1987
Fox, Tim, S, Ohio State	1982-84
Fox, Vernon, SS, Fresno State	2002-03
Frank, Donald, CB, Winston-Salem State	1990-93
Frazier, Wayne, C, Auburn	1962

G

Frazier, Willie, TE, Arkansas-Pine Bluff	1966-1970
Freitas, Jesse, QB, San Diego State	1974-75
Friesz, John, QB, Idaho	1990-91, 1993
Fritsch, Toni, K, No College	1976
Fuller, James, S, Portland State	1992-93
Fuller, Joe, CB, Northern Iowa	1990
Fuller, Mike, S, Auburn	1975-1980
Fuller, William, DE, North Carolina	1997-98
Gaffney, Jeff, K, Virginia	1987
Gagliano, Bob, QB, Utah State	1991-92
Gaiter, Tony, WR-KR, Miami, Fla.	1998
Gambol, Chris, T, Iowa	1988
Gannon, Chris, TE, SW Louisiana	1989
Gardner, Carwell, FB, Louisville	1997
Garmon, Kelvin, G, Baylor	2002-03
Garner, Bob, CB, Fresno State	1960
Garnett, Scott, NT, Washington	1985
Garrett, Mike, RB, Southern California	1970-73
Garrison, Gary, SE, San Diego State	1966-1976
Gates, Antonio, TE, Kent State	2003-04
Gay, Blenda, DE, Fayetteville State	1974
Gayle, Shaun, SS, Ohio State	1995
Gaylor, Trevor, WR, Miami, Ohio	2001
Gerela, Roy, K, New Mexico	1979
Gersbach, Carl, LB, West Chester	1973-74
Gibson, Claude, CB, North Carolina State	1961-62
Gibson, Dennis, LB, Iowa State	1994-95
Gilbert, Gale, QB, California	1994-95
Gillett, Fred, LB, Cal State Los Angeles	1962
Gillette, Walker, WR, Richmond	1970-71
Gilliam, Dondre, WR, Millersville, Pa.	2002-03
Gissinger, Andrew, T, Syracuse	1982-84
Glenn, Vencie, FS, Indiana State	1986-1990
Glick, Gary, S, Colorado State	1963
Gob, Art, LB, Pittsburgh	1960
Godfrey, Randall, LB, Georgia	2004
Goaes, Leo, T, Hawaii	1990-92
Goebel, Joe, C, UCLA	1987
Goff, Mike, G, Iowa	2004
Goff, Willard, DE, West Texas State	1987
Gofourth, Derrel, G, Oklahoma State	1983-84
Gogan, Kevin, G, Washington	2000
Good, Tom, LB, Marshall	1966
Goode, Don, LB, Kansas	1974-79
Goodspeed, Joey, FB, Notre Dame	2002
Gordon, Darrien, CB, Stanford	1993-96
Gordon, Dick, WR, Michigan State	1974
Gordon, Dwayne, LB, New Hampshire	1995-96
Gordon, Ira, T, Kansas State	1970-75
Gouveia, Kurt, LB, Brigham Young	1996-98
Graham, DeMingo, G, Hofstra	1999-2001
Graham, Jeff, WR, Ohio State	1999-2001
Graham, Kenny, S, Washington State	1964-69
Graham, Tom, LB, Oregon	1975-77
Grannell, Dave, TE, Arizona State	1974
Grant, Wes, DE, UCLA	1971
Grayson, David Jr., LB, Fresno State	1991
Green, Mike, LB, Oklahoma State	1983-85
Greene, Ken, S, Washington State	1983-84
Greene, Tom, QB, Holy Cross	1961
Gregor, Bob, S, Washington State	1981-84
Griffin, Jim, DT, Grambling	1966-67
Griggs, David, OLB, Virginia	1994
Gross, George, DT, Auburn	1963-67
Grossman, Burt, DE, Pittsburgh	1989-1993
Gruneisen, Sam, C, Villanova	1962-1972

Guending, Mike, OLB, Northwestern 1985
 Guthrie, Keith, NT, Texas A&M 1984

H

Hadl, John, QB, Kansas 1962-1972
 Hagood, Rickey, NT, South Carolina 1984
 Hall, Courtney, C, Rice 1989-1996
 Hall, Delton, S, Clemson 1992
 Hallen, Bob, G, Kent State 2002-04
 Hamilton, Michael, LB, North Carolina A&T 1997-99
 Hand, Norman, DT, Mississippi 1997-99
 Hand, Omari, DE, Tennessee 2003
 Harbaugh, Jim, QB, Michigan 1999-2000
 Hardaway, Milton, T, Oklahoma State 1978
 Harden, Cedric, DE, Florida A&M 1999
 Hardison, Dee, DE, North Carolina 1986-87
 Hardwick, Nick, C, Purdue 2004
 Hardy, Kevin, DT, Notre Dame 1971-72
 Harmon, Ronnie, RB, Iowa 1990-95
 Harper, Dwayne, CB, South Carolina State 1994-98
 Harrington, LaRue, RB, Norfolk State 1980
 Harris, Dick, CB, McNeese State 1960-65
 Harris, Derrick, FB, Miami, Fla. 2001
 Harris, James, QB, Grambling 1977-1981
 Harris, Walter, S, Stanford 1987
 Harrison, Lloyd, CB, North Carolina State ... 2001
 Harrison, Rodney, S, Western Illinois ... 1994-2002
 Hart, Clinton, S, Central Florida CC 2004
 Hartley, Frank, TE, Illinois 1997-98
 Harvey, Richard, LB, Tulane 2000
 Haskins, Jon, LB, Stanford 1998
 Hatcher, Armon, S, Oregon State 2000
 Hawkins, Andy, OLB, Texas A&I 1986-87
 Hayden, Aaron, RB, Tennessee 1995-96
 Hayes, Luther, SE, Southern California 1961
 Hayes, Tom, CB, San Diego State 1976
 Heiden, Steve, TE, South Dakota State 1999-2001
 Henderson, Reuben, CB, San Diego State 1983-84
 Henderson, Wyatt, CB, Fresno State 1981
 Hendrickson, Steve, HB-LB, California ... 1990-94
 Hendrix, David, S, Georgia Tech 1995-97
 Hendy, John, CB, Long Beach State 1985
 Henning, Dan, QB, William & Mary 1966
 Herrmann, Mark, QB, Purdue 1985-87
 Hill, Eric, LB, Louisiana State 1999
 Hill, Jim, S, Texas A&I 1969-1971
 Hinkle, George, DT, Arizona 1988-1991
 Hoey, George, CB, Michigan 1974
 Holecek, John, LB, Illinois 2001
 Holiday, Ron, WR, Pittsburgh 1973
 Holland, Jamie, WR, Ohio State 1987-89
 Holmes, Robert, RB, Southern, La. 1973
 Holohan, Pete, TE, Notre Dame 1981-87
 Holt, Harry, TE, Arizona 1987
 Hoopes, Mitch, P, Arizona 1976
 Hoppes, Darrell, CB, Southern California ... 1987
 Horn, Bob, MLB, Oregon State 1976-1981
 Horn, Don, QB, San Diego State 1974
 Horton, Bob, LB, Boston University 1964-65
 House, Kevin, CB, South Carolina 2002-03
 Houston, Bobby, LB, North Carolina State ... 1997
 Howard, Bob, CB, San Diego State ... 1967-1974
 Howard, Joey, T, Tennessee 1989
 Hubbard, Brad, RB, Arizona 1967-1970
 Hudson, Bill, DT, Clemson 1961-62
 Hudson, Mike, S, Oklahoma State 1987
 Hudson, Richard, T, Memphis 1962
 Huey, Gene, WR, Wyoming 1969

Humiston, Mike, ILB, Weber State 1987
 Humphrey, Deon, LB, Florida State 2000-01
 Humphries, Stan, QB, NE Louisiana 1992-97
 Hunter, Daniel, CB, Henderson State 1986-87
 Hutcherson, Ken, LB, Livingston, Ala. 1975

I-J

Ilesic, Hank, P, No College 1989
 Jackson, Bernard, CB, Washington State ... 1980
 Jackson, Bob, FB, New Mexico State 1962-63
 Jackson, Earnest, RB, Texas A&M 1983-84
 Jackson, Greg, S, Louisiana State 1997-2000
 Jackson, Jeff, LB, Auburn 1987-88
 Jackson, John, OL, Eastern Kentucky ... 1998-99
 Jacox, Kendyl, OL, Kansas State 1998-2001
 Jacquet, Nate, WR-PR, San Diego State ... 2000
 James, Lionel, RB-KR, Auburn 1984-88
 James, Toran, LB, North Carolina A&T 1997
 Jammer, Quentin, CB, Texas 2002-04
 Jefferson, John, WR, Arizona State 1978-1980
 Jefferson, Shawn, WR, Central Florida ... 1991-95
 Jeffrey, Neal, QB, Baylor 1976
 Jenkins, DeRon, CB, Tennessee 2000
 Jenkins, Keyvan, RB, Nevada-Las Vegas ... 1987
 Jenkins, Ronney, RB-KR, Northern Arizona 2000-02
 Jodat, Jim, RB, Carthage, Wis. 1982-83
 Johnson, A.J., CB, SW Texas State 1995
 Johnson, Gary, DT, Grambling 1975-1984
 Johnson, James, LB, San Diego State 1987
 Johnson, Leon, RB, North Carolina 2003
 Johnson, Pete, FB, Ohio State 1984
 Johnson, Raylee, DE, Arkansas 1993-99, 2001-03
 Johnson, Trumaine, WR, Grambling 1985-86
 Joiner, Charlie, WR, Grambling 1976-1986
 Jonassen, Eric, T, Bloomsburg, Pa. 1993-94
 Jones, Anthony, TE, Wichita State 1988
 Jones, Charlie, WR, Fresno State 1996-99
 Jones, Clint, RB, Michigan State 1973
 Jones, Curtis, G, Missouri 1968
 Jones, Freddie, TE, North Carolina ... 1997-2001
 Jones, Deacon DE, South Carolina State 1972-73
 Jones, Harris, G, Johnson C. Smith. 1971
 Jones, Leroy, DE, Norfolk State 1976-1983
 Jones, Ray, CB, Southern, La. 1972
 Jones, Reggie, WR, Louisiana State 2000-01
 Jordan, Leander, T, Indiana, Pa. 2004

K

Kaeding, Nate, K, Iowa 2004
 Karas, Emil, LB, Dayton 1960-64, 1966
 Kay, Bill, CB, Purdue 1984
 Keathley, Michael, G, Texas Christian. ... 2001-03
 Keckin, Val, QB, Southern Mississippi ... 1962
 Kelcher, Louie, DT, Southern Methodist 1975-1983
 Kelley, Mike, QB, Georgia Tech 1987
 Kemp, Jack, QB, Occidental 1960-62
 Kempinski, Charles, G, Mississippi 1960
 Keys, Tyrone, DE, Mississippi State 1988
 Kidd, John, P, Northwestern 1990-94
 Kiel, Terrence, S, Texas A&M 2003-04
 Kinderman, Keith, RB, Florida State 1963-64
 Kindig, Howard, DE, Cal State-Los Angeles 1965-67
 King, David, CB, Auburn 1985
 King, Linden, LB, Colorado State 1978-1985
 Kirk, Randy, LB, San Diego State ... 1987-88, 1991
 Kirner, Gary, T, Southern California ... 1964-69
 Klein, Bob, TE, Southern California ... 1977-1980
 Klotz, Jack, DT, Penn Military 1962

Continued next page

All-Time Roster, *continued*

Kocourek, Dave, TE, Wisconsin 1960-65
 Kompara, John, DT, South Carolina 1960
 Kowalski, Gary, T, Boston College 1985-88
 Kramer, Erik, QB, North Carolina State 1999
 Krause, Ryan, TE, Nebraska-Omaha 2004

L

Lachey, Jim, T, Ohio State 1985-87
 Ladd, Ernie, DT, Grambling 1961-65
 Laing, Aaron, TE, New Mexico State 1994
 Laird, Bruce, S, American International,
 Mass. 1982-83
 Lane, Bob, LB, Baylor 1963-64
 Laraba, Bob, QB-LB, Texas Western 1960-61
 Laslavic, Jim, MLB, Penn State 1978, 1980-81
 Lassiter, Kwamie, S, Kansas 2003
 Latzke, Paul, C, Pacific 1966-68
 Laufenberg, Babe, QB, Indiana 1985, 1988
 Layne, George, FB, Texas Christian 2004
 Lazetich, Pete, LB, Stanford 1972-74
 Leaf, Ryan, QB, Washington State 1998-2000
 Leber, Ben, LB, Kansas State 2002-04
 Lee, John, DT, Nebraska 1976-1980
 Lee, Lloyd, S, Dartmouth 1998
 Lee, Mike, LB, Nevada-Las Vegas 1974
 Lee, Shawn, DT, North Alabama 1992-97
 Lenkaitis, Bill, G, Penn State 1968-1970
 Leonard, Jim, G, Santa Clara 1985-86
 Leverette, Otis, DE, Alabama-Birmingham 2003
 LeVias, Jerry, WR, Southern Methodist 1971-74
 Lewis, Darryll, CB, Arizona 1999-2000
 Lewis, David, LB, Southern California 1982
 Lewis, Nate, WR, Oregon Tech 1990-93
 Lewis, Terry, CB, Michigan State 1985
 Lilly, Sam, CB, Georgia Tech 1990
 Lincoln, Keith, RB, Washington State 1961-66, 1968
 Little, Larry, G, Bethune-Cookman 1967-68
 Loewen, Chuck, G-T,
 South Dakota State 1980-82, 1984
 London, Mike, LB, Wisconsin 1966
 Longley, Clint, QB, Abilene Christian 1976
 Loudd, Rommie, LB, UCLA 1960
 Lowe, Paul, RB, Oregon State 1960-68
 Lowe, Woodrow, LB, Alabama 1976-1986
 Luther, Ed, QB, San Jose State 1980-84
 Lyle, Keith, FS, Virginia 2002
 Lyles, Lester, SS, Virginia 1989-1990

M

Macek, Don, C, Boston College 1976-1989
 Mack, Cedric, CB, Baylor 1991
 Mackey, John, TE, Syracuse 1972
 MacKinnon, Jacques, TE, Colgate 1961-69
 Maguire, Paul, LB-K, The Citadel 1960-63
 Mahalic, Drew, LB, Notre Dame 1975
 Malone, Mark, QB, Arizona State 1988
 Markovich, Mark, C, Penn State 1975
 Marsh, Frank, CB, Oregon State 1967
 Martin, Blanche, RB, Michigan State 1960
 Martin, David, CB, Villanova 1986
 Martin, Larry, DT, San Diego State 1966
 Martin, Tony, WR, Mesa, Colo. 1994-97
 Marve, Eugene, LB, Saginaw Valley State. . . 1992
 Mathison, Bruce, QB, Nebraska 1983-84, 1986
 Matsos, Archie, LB, Michigan State 1966
 Matthews, Bo, RB, Colorado 1974-79
 Mattos, Grant, WR, Southern California 2003
 Mauck, Carl, C, Southern Illinois 1971-74

May, Deems, TE, North Carolina 1992-96
 May, Mark, G-T, Pittsburgh 1991
 Mays, Jerry, RB, Georgia Tech 1990
 McCall, Ron, LB, Weber State 1967-68
 McCardell, Keenan, WR, Nevada-Las Vegas 2004
 McClard, Bill, K, Arkansas 1972
 McClendon, Skip, DE, Arizona State 1991
 McCoy, Lloyd, G, San Diego State 1966
 McConkey, Phil, WR-PR, Navy 1989
 McCrary, Fred, FB, Mississippi State 1999-2002
 McCrary, Gregg, TE, Clark, Ga. 1978-1980
 McDonald, Dwight, WR, San Diego State 1975-78
 McDougall, Gerry, RB, UCLA 1962-64, 1968
 McEwen, Craig, HB, Utah 1989-1991
 McGee, Buford, RB, Mississippi 1984-86
 McGee, Carl, LB, Duke 1980
 McGee, Willie, CB, Alcorn A&M 1973
 McIntosh, Damion, T, Kansas State 2000-03
 McKenzie, Raleigh, OL, Tennessee 1997-98
 McKnight, Dennis, G-C, Drake 1982-88
 McMahan, Jim, QB, Brigham Young 1989
 McNeil, Charlie, CB, Compton JC 1960-64
 McNeil, Ryan, CB, Miami, Fla. 2001-02
 McPherson, Miles, S, New Haven 1982-85
 Means, Natrone, RB, N. Carolina. 1993-95, 1998-99
 Mendez, Mario, WR, San Diego State 1964
 Mercer, Mike, K, Northern Arizona 1970
 Metcalf, Eric, WR-KR, Texas 1997
 Mialik, Larry, TE, Wisconsin 1976
 Micho, Bob, TE, Texas 1984
 Mickell, Darren, DE, Florida 2000
 Mickles, Joe, RB, Mississippi 1990
 Middleton, Frank, RB, Florida A&M 1987
 Middleton, Rick, LB, Ohio State 1976-78
 Middleton, Ron, TE, Auburn 1995
 Mikolajewski, Pete, QB, Kent State 1969
 Milburn, Glyn, RB, Stanford 2001
 Milnichik, Joe, G, North Carolina State 1993-94
 Milks, Jack, LB, San Diego State 1966
 Miller, Anthony, WR, Tennessee 1988-1993
 Miller, Brett, T, Iowa 1989
 Miller, Doug, LB, South Dakota State. . . 1993-94
 Miller, Les, DE, Fort Hays State 1987-1990, 1994
 Miller, Pat, LB, Florida 1987-88
 Miller, Paul, DT, Louisiana State 1962
 Milligan, Hanik, S, Houston 2004
 Mills, Jeff, LB, Nebraska 1990
 Mills, Jim, G-T, Idaho 1996-97
 Mims, Chris, DE, Tennessee 1992-96, 1998-99
 Mitchell, Ed, G, Southern, La. 1965-66
 Mitchell, Lydell, RB, Penn State 1978-79
 Mitchell, Shannon, TE, Georgia 1994-97
 Mitinger, Bob, LB, Penn State 1963-66, 1968
 Mix, Ron, T, Southern California 1960-69
 Moffett, Tim, WR, Mississippi 1987
 Mohring, Michael, DT, Pittsburgh 1997-2001
 Mojsiejenko, Ralf, P-K, Michigan State. . . 1985-88
 Molden, Alex, CB, Oregon 2001-02
 Montgomery, Mike, RB, Kansas State 1971
 Montreuil, Mark, CB, Concordia, Quebec. 1995-97
 Mooney, Mike, T, Georgia Tech 1993
 Moore, Fred, DT, Memphis 1964-66
 Moore, Mack, DE, Texas A&M 1986
 Moreno, Moses, QB, Colorado State 1999-2000
 Moreno, Zeke, LB, Southern California 2001-04
 Morris, Mercury, RB, West Texas State 1976
 Morris, Wayne, RB, Southern Methodist 1984
 Moss, Roland, TE, Toledo 1970

Moten, Eric, G-T, Michigan State 1991-93, 1995-96
 Muhammad, Calvin, WR, Texas Southern . . . 1987
 Muncie, Chuck, RB, California . . . 1980-84
 Munson, Bill, QB, Utah State . . . 1977
 Murphy, Kevin, LB, Oklahoma . . . 1992
 Myrtle, Chip, LB, Maryland . . . 1974

N

Neal, Lorenzo, FB, Fresno State . . . 2003-04
 Nelson, Darrin, RB, Stanford . . . 1989-1990
 Nelson, Derrie, LB, Nebraska . . . 1983-86
 Nelson, Reginald, G-T, McNeese State . . . 1999
 Nery, Ron, DE, Kansas State . . . 1960-62
 Neuheisel, Rick, QB, UCLA . . . 1987
 Newell, Steve, WR, Long Beach State . . . 1967
 Nix, Doyle, CB, Southern Methodist . . . 1960
 Norman, Josh, TE, Oklahoma . . . 2002-03
 Norman, Pettis, TE, Johnson C. Smith . . . 1971-73
 Norris, Trusse, WR, UCLA . . . 1960
 Norton, Don, WR, Iowa . . . 1960-66
 Nowak, Gary, T, Michigan State . . . 1971

O

O'Bard, Ron, CB, Brigham Young . . . 1985
 Oben, Roman, T, Louisville . . . 2004
 Okanlawon, Tony, CB, Maryland . . . 2003
 Olander, Cliff, QB, New Mexico State . . . 1977-79
 Olivea, Shane, T, Ohio State . . . 2004
 Oliver, Jimmy, WR, Texas Christian . . . 1995
 Olshansky, Igor, DE, Oregon . . . 2004
 O'Neal, Leslie, DE, Oklahoma State 1986, 1988-1995
 Orlando, Bo, FS, West Virginia . . . 1995
 Orr, Terry, HB, Texas . . . 1990
 Osby, Vince, LB, Illinois . . . 1984-85
 Osgood, Kassim, WR, San Diego State . . . 2003-04
 Owens, Artie, WR, West Virginia . . . 1976-79
 Owens, Joe, DE, Alcorn A&M . . . 1970
 Owens, Terry, T, Jacksonville St., Ala. . . 1966-1975

P

Page, Solomon, T, West Virginia . . . 2003
 Park, Ernest, G, McMurry, Tex. . . 1963-65
 Parker, Andy, TE, Utah . . . 1989
 Parker, Eric, WR, Tennessee . . . 2002-04
 Parker, Vaughn, T, UCLA . . . 1994-2003
 Parks, Billy, WR, Long Beach State . . . 1971
 Parrella, John, DT, Nebraska . . . 1994-2001
 Parris, Gary, TE, Florida State . . . 1973-74
 Partee, Dennis K, Southern Methodist, 1968-1975
 Partridge, Rick, P, Utah . . . 1980
 Patten, Joel, T, Duke . . . 1989-1990
 Patterson, Elvis, CB, Kansas . . . 1987-89
 Pattillo, Darrell, CB-S, Long Beach State . . . 1983
 Peelle, Justin, TE, Oregon . . . 2002-04
 Pegram, Erric, RB, North Texas . . . 1997
 Penn, Chris, WR, Tulsa . . . 1999
 Perretta, Ralph, G, Purdue . . . 1975-1980
 Perry, Jason, S, North Carolina State . . . 1999-2001
 Perry, Scott, CB, Williams, Mass. . . 1980
 Peters, Volney, DT, Southern California . . . 1960
 Petrich, Bob, DE, W. Texas State . . . 1963-66
 Pettitt, Duane, DE, San Diego State . . . 1987
 Philcox, Todd, QB, Syracuse . . . 1997
 Phillips, Irvin, CB, Arkansas Tech . . . 1981
 Phillips, Joe, DE, Southern Methodist . . . 1987-1991
 Phillips, Shaun, LB, Purdue . . . 2004
 Pinnock, Andrew, FB, South Carolina . . . 2003-04
 Pippens, Jerrell, CB, Nebraska . . . 2004

Plummer, Gary, ILB, California . . . 1986-1993
 Plump, Dave, WR, Fresno State . . . 1966
 Plunkett, Sherman, T,
 Maryland-Eastern Shore . . . 1961-62
 Polk, Carlos, LB, Nebraska . . . 2001-04
 Pollard, Robert, DE, Texas Christian . . . 2004
 Pope, Marquez, DB, Fresno State . . . 1992-93
 Post, Dick, RB, Houston . . . 1967-1970
 Powell, Jeff, RB, Tennessee . . . 1987
 Preston, Ray, LB, Syracuse . . . 1976-1984
 Price, Marcus, T, Louisiana State . . . 1997-98
 Price, Shawn, DT, Pacific . . . 2002
 Price, Stacey, LB, Arkansas State . . . 1987
 Pringley, Mike, DE, North Carolina . . . 2000
 Print, Bob, LB, Dayton . . . 1967-68
 Prokop, Joe, P, Cal Poly-Pomona . . . 1987
 Protz, Jack, LB, Syracuse . . . 1970
 Pupunu, Alfred, TE-HB, Weber State 1992-97, 1999

Q-R

Queen, Jeff, RB, Morgan State . . . 1969-1971
 Raab, Marc, LS, Southern California . . . 1998
 Rachal, Latio, WR, Fresno State . . . 1997-98
 Ray, Eddie, RB, Louisiana State . . . 1971
 Raymer, Cory, C, Wisconsin . . . 2002-03
 Redden, Barry, RB, Richmond . . . 1987-88
 Redman, Rick, LB, Washington . . . 1965-1973
 Reed, Robert, WR, Lambuth . . . 1999
 Reese, Don, DE, Jackson State . . . 1981
 Reeves, John, LB, Purdue . . . 1999-2000
 Reeves, Walter, TE, Auburn . . . 1996
 Rentz, Larry, CB, Florida . . . 1969
 Revelz, Fuad, K, Tennessee . . . 1990
 Ricardo, Benny, K, San Diego State . . . 1984
 Rice, Andy, DT, Texas Southern . . . 1970-71
 Rice, Floyd, LB, Alcorn A&M . . . 1973-75
 Richard, Stanley, FS, Texas . . . 1991-94
 Richards, David, T, UCLA . . . 1988-1992
 Richey, Wade, K, Louisiana State . . . 2001-02
 Ricks, Mikhael, WR, Stephen F. Austin, 1998-2000
 Ridge, Houston, DT, San Diego State . . . 1966-69
 Rivers, Philip, QB, North Carolina State . . . 2004
 Roberson, Bo, WR, Cornell . . . 1961
 Roberts, George, P, Virginia Tech . . . 1981
 Robinson, Fred, DE, Miami, Fla. . . 1984-86
 Robinson, Gerald, DE, Auburn . . . 1989-1990
 Robinson, Jerry, WR, Grambling . . . 1962-64
 Roche, Brian, TE, San Jose State . . . 1996-97
 Rockford, Jim, CB, Oklahoma . . . 1985
 Rodenhauer, Mark, C, Illinois State . . . 1990-91
 Rodgers, Johnny, WR-RB, Nebraska . . . 1977-78
 Rogers, Don, C, South Carolina . . . 1960-64
 Rogers, Mel, LB, Florida A&M . . . 1971, 1974
 Rogers, Sam, LB, Colorado . . . 2001
 Rolling, Henry, LB, Nevada . . . 1990-92
 Rome, Tag, WR, NE Louisiana . . . 1987
 Romes, Charles, CB, North Carolina Central 1987
 Rosado, Dan, G, Northern Illinois . . . 1987-88
 Ross, Kevin, S, Temple . . . 1996
 Ross, Micah, WR, Jacksonville . . . 2003-04
 Rossovich, Tim, LB, Southern California . . . 1972-73
 Rote, Tobin, QB, Rice . . . 1963-64
 Roundtree, Raleigh, T, South Carolina St. 1998-2001
 Rouse, Curtis, G, Tennessee-Chattanooga . . . 1987
 Rowe, Dave, DT, Penn State . . . 1974-75
 Ruff, Orlando, LB, Furman . . . 1999-2002
 Rush, Bob, C, Memphis . . . 1977, 1979-1982
 Rusk, Reggie, S, Kentucky . . . 1999-2000

Continued next page

All-Time Roster, *continued*

Russell, Booker, RB, SW Texas State 1980
 Russell, Leonard, RB, Arizona State 1996

S

Salave'a, Joe, DT, Arizona 2003
 Salisbury, Sean, QB, Southern California 1996
 Salter, Bryant, S, Pittsburgh 1971-73
 Samuels, Chris, RB, Texas 1991
 Sanchez, Davis, CB, Oregon 2001-02
 Sapp, Patrick, LB, Clemson 1996-97
 Sartin, Dan, C, Mississippi 1969
 Sasa, Don, DT, Washington State 1995-96
 Savage, Tony, NT, Washington State 1990, 1992
 Sayers, Ron, RB, Nebraska-Omaha 1969
 Scales, Dwight, WR, Grambling 1981-83
 Scarber, Sam, RB, New Mexico 1975-76
 Scarpitto, Bob, DB, Notre Dame 1961
 Schleicher, Maury, DE, Penn State 1960-62
 Schmedding, Jim, G, Weber State 1968-1970
 Schmidt, Henry, DT, Southern California 1961-64
 Schwedes, Scott, WR, Syracuse 1990
 Scifres, Mike, P, Western Illinois 2003-04
 Scott, DeQuincy, DT,
 Southern Mississippi 2002-04
 Scott, Kevin, RB, Stanford 1988
 Seale, Sam, CB, Western State, Colo. 1988-89
 Searcey, Bill, G, Alabama 1985
 Sears, Jim, S, Southern California 1960
 Seau, Junior, LB, Southern California 1990-2002
 Seay, Mark, WR, Long Beach State 1993-95
 Selawski, Gene, T, Purdue 1961
 Selmon, Dewey, MLB, Oklahoma 1982
 Shaw, Bobby, WR, California 2004
 Shaw, Pete, S, Northwestern 1977-1981
 Shaw, Terrance, CB, Stephen F. Austin 1995-99
 Shea, Pat, G, Southern California 1962-65
 Shelton, Anthony, CB, Tennessee State 1990-91
 Shields, Billy, T, Georgia Tech 1975-1983
 Sienkiewicz, Troy, G, New Mexico State 1995-98
 Siewers, Eric, TE, Maryland 1981-88
 Simien, Tracy, LB, Texas Christian 1999
 Simmons, King, S, Texas Tech 1987
 Simmons, Tony, DE, Tennessee 1985, 1987
 Simpson, Antoine, DT, Houston 2000
 Singleton, Ron, T, Grambling 1976
 Skow, Jim, DE, Nebraska 1992
 Slater, Mark, C, Minnesota 1978
 Slaughter, Webster, WR, San Diego State 1998
 Slovacsek, Emil, T, Stephen F. Austin 1987
 Smith, Billy Ray, LB, Arkansas 1983-1992
 Smith, Charlie, RB, Utah State 1975
 Smith, Dave, RB, Utah 1970
 Smith, Elliot, CB, Alcorn State 1989
 Smith, Johnny Ray, CB, Lamar 1984
 Smith, Lucious, CB, Cal State Fullerton 1984-85
 Smith, Neil, DE, Nebraska 2000
 Smith, Ron, S, Wisconsin 1973
 Smith, Ron, WR, San Diego State 1980-81
 Smith, Russ, RB, Miami, Fla. 1967-1970
 Smith, Sherman, RB, Miami, Ohio 1983
 Smoot, Ray, G, Louisiana State 1993
 Snipes, Angelo, OLB, West Georgia 1986-87
 Snowden, Cal, DE, Indiana 1972-73
 Speights, Dick, WR, Wyoming 1968
 Spencer, Jimmy, CB, Florida 1998-99
 Spencer, Tim, RB, Ohio State 1985-1990
 Spencer, Todd, RB, Southern California 1987
 Stadnik, John, C, W. Illinois 1987

Staggis, Jeff, LB, San Diego State 1966-1971, 1974
 Stanley, Walter, WR, Mesa, Colo. 1992
 Steels, Anthony, RB, Nebraska 1985, 1987
 Stein, Bob, LB, Minnesota 1975
 Stephens, Tremayne, RB, North Carolina St. 1998-99
 Stephenson, Kay, QB, Florida 1967
 Stewart, Wayne, TE, California 1974
 Still, Bryan, WR, Virginia Tech 1996-99
 Stoltenberg, Bryan, C, Colorado 1996
 Stratton, Mike, LB, Tennessee 1973
 Stringert, Hal, CB, Hawaii 1975-1980
 Strozier, Art, TE, Kansas State 1970-71
 Strozier, Wilbur, TE, Georgia 1988
 Sullivan, John, SS, California 1986
 Sullivan, Kent, P, California Lutheran 1993
 Swayne, Harry, T, Rutgers 1991-96
 Sweeney, Walt, G, Syracuse 1963-1973
 Sweet, Joe, WR, Tennessee State 1975
 Swift, Michael, CB, Austin Peay 1997
 Sykes, John, RB, Morgan State 1972

T

Tanner, John, LB, Tennessee State 1971
 Tanuvasa, Maa, DT, Hawaii 2001
 Tate, Franklin, LB, North Carolina Central 1975
 Taylor, Aaron, OL, Notre Dame 1998-99
 Taylor, Jessie, RB, Cincinnati 1972
 Taylor, John, LB, Hawaii 1987
 Taylor, Ken, CB, Oregon State 1986
 Taylor, Kitrick, WR, Washington State 1990-91
 Taylor, Sammie, WR, Grambling 1964
 Taylor, Shannon, LB, Virginia 2000
 Teerlinck, John, DT, Western Illinois 1974-75
 Tensi, Steve, QB, Florida State 1965-66
 Thaxton, Galand, LB, Wyoming 1991
 Thaxton, James, TE, Tennessee State 1973-74
 Thelwell, Ryan, WR, Minnesota 1990-91
 Thigpen, Yancey, WR, Winston-Salem State 1991
 Thomas, Bob, K, Notre Dame 1985
 Thomas, Bob, RB, Arizona State 1973-74
 Thomas, Cornell, DE, West Georgia 1994
 Thomas, Duane, RB, West Texas State 1972
 Thomas, Jesse, S, Michigan State 1960
 Thomas, Jewel, RB, San Jose State 1984
 Thomas, Johnny, CB, Baylor 1989
 Thomas, Lee, DE, Jackson State 1971-72
 Thomas, Mike, RB, Nevada-Las Vegas 1979-1980
 Thompson, Aundra, WR, East Texas State 1981
 Thompson, Broderick, T, Kansas 1987-1992
 Thompson, Tommy, RB, Southern Illinois 1974
 Thornton, George, DT, Alabama 1991-92
 Thrift, Cliff, LB, E. Central Oklahoma 1979-1984
 Tipton, Dave, DE, Stanford 1974-75
 Tolbert, Jim, S, Lincoln, Mo. 1966-1971, 1976
 Tolliver, Billy Joe, QB, Texas Tech 1989-1990
 Tomlinson, LaDainian, RB,
 Texas Christian 2001-04
 Toth, Tom, T, Western Michigan 1990
 Tovar, Steve, LB, Ohio State 1998, 2000
 Trapp, Richard, WR, Florida 1969
 Travenico, Herb, K, Texas College 1964-65
 Tuckett, Phil, WR, Weber State 1968
 Tuinei, Van, DE, Arizona 1997
 Tuipulotu, Peter, RB, Brigham Young 1992
 Turner, John, DB, Miami, Fla. 1984
 Turner, Michael, RB, Northern Illinois 2004
 Turner, Nate, WR, Nevada-Las Vegas 2001
 Turner, Scott, CB, Illinois 1998-2001

Tuthill, James, K, Cal Poly-San Luis Obispo 2002
 Tyler, Maurice, S, Morgan State 1975

U-V

Umphey, Rich, G, Colorado 1985
 Unitas, John, QB, Louisville 1973
 Unrein, Terry, NT, Colorado State 1986-87
 Usher, Darryl, WR-KR, Illinois 1989
 VanBuren, Courtney, T, Arkansas-Pine Bluff 2003-04
 Van Raaphorst, Dick, K, Ohio State 1966-67
 Vanhorne, Sean, CB, Howard 1992-94
 Vanover, Tamarick, WR, Florida State 2002
 Vertefeuille, Brian, G, Idaho State 1974
 Vlasic, Mark, QB, Iowa 1987-88, 1990

W

Wagner, Bryan, P, Cal State Northridge 1994
 Walczak, Mark, TE, Arizona 1989, 1991
 Walker, Derrick, TE, Michigan 1990-93
 Walker, Jeff, G, Memphis 1986
 Walker, Wayne, WR, Texas Tech 1989
 Wallace, Henry, CB, Pacific 1960
 Waller, Ron, RB, Maryland 1960
 Walters, Danny, CB, Arkansas 1983-87
 Ware, Timmie, WR, Southern California 1986-87
 Warren, Jim, DB, Illinois 1964-65
 Washington, Joe, RB, Oklahoma 1976-77
 Washington, Russ, T, Missouri 1968-1982
 Watts, Ted, S, Texas Tech 1987
 Webb, Jimmy, DT, Mississippi State 1981
 Weldon, Casey, QB, Florida State 1997
 Welker, Wes, WR, Texas Tech 2004
 Wells, Robert, T, Johnson C. Smith 1968-1970
 Wenzel, Ralph, G, San Diego State 1972
 Wersching, Ray, K, California 1973-76
 West, Jeff, P, Cincinnati 1976-79
 Westmoreland, Dick, CB,
 North Carolina A&T 1963-65
 Wheeler, Dwight, G, Clemson 1987
 Whelihan, Craig, QB, Pacific 1995-98
 White, Andre, TE, Florida A&M 1968
 White, Ed, G, California 1978-1985
 White, Lee, RB, Weber State 1972
 White, Ray, LB, Syracuse 1971-73
 White, Reggie, DT, North Carolina A&T 1992-94
 Whitehead, Bud, S, Florida State 1961-68
 Whitley, Curtis, C, Clemson 1992-94
 Whitman, Josh, TE, Illinois 2001

Whitmyer, Nat, CB, Washington 1966-67
 Wilcher, Mike, LB, North Carolina 1991
 Wiley, Marcellus, DE, Columbia 2001-03
 Wilhelm, Matt, LB, Ohio State 2003-04
 Wilkerson, Doug, G,
 North Carolina Central 1971-1984
 Williams, Al, WR, Nevada 1987
 Williams, Clarence, RB, South Carolina 1977-1981
 Williams, Dave, WR, Washington 1972
 Williams, Eric, LB, Southern California 1984
 Williams, Gerome, S, Houston 1997-98
 Williams, Henry, CB, San Diego State 1983
 Williams, Jamal, DT, Oklahoma State 1998-2004
 Williams, Jeff, T, Rhode Island 1981
 Williams, Jerrol, OLB, Purdue 1993
 Williams, Lee, DE, Bethune-Cookman 1984-1990
 Williams, Lester, NT, Miami, Fla. 1986
 Williams, Mike, CB, Louisiana State 1975-1982
 Williams, Sam, S, California 1974-75
 Williams, Sammy, T, Oklahoma 2002
 Williams, Tom, DT, California-Davis 1970-71
 Wilson, Earl, DE, Kentucky 1985-87
 Wilson, Jerry, S, Southern, La. 2002-04
 Wilson, Karl, DE, Louisiana State 1987-88
 Wilson, Walter, WR, East Carolina 1990
 Winslow, Kellen, TE, Missouri 1979-1987
 Winter, Blaise, DE, Syracuse 1986-87, 1992-94
 Withrow, Cal, C, Kentucky 1970
 Wojcik, Greg, DT, Southern California 1972-73
 Womble, Royce, FL, North Texas 1960
 Wood, Dick, QB, Auburn 1962
 Wood, Mike, K, SW Missouri 1979-1980
 Woodard, Ken, LB, Tuskegee 1988-89
 Woodcock, John, DE, Hawaii 1981-82
 Woods, Don, RB, New Mexico 1974-1980
 Wright, Ernie, T, Ohio State 1960-67, 1972
 Wyatt, Kevin, CB, Arkansas 1986

Y-Z

Young, Andre, S, Louisiana Tech 1982-84
 Young, Duane, TE, Michigan State 1991-95
 Young, Glen, LB, Syracuse 1995-96
 Young, Lonnie, S, Michigan State 1994
 Young, Rickey, RB, Jackson State 1975-77
 Young, Wilbur, DE, William Penn, Iowa. 1978-1982
 Zachary, Ken, RB, Oklahoma State 1987
 Zandofsky, Mike, G, Washington 1990-93
 Zeman, Bob, S, Wisconsin 1960-61, 1965-66

ALL-TIME COLLEGES

Abilene Christian	3	Indiana, Pa.	1	Portland State	2
Alabama	4	Indiana State	2	Purdue	13
Alabama-Birmingham	1	Iowa	9	Rhode Island	1
Alcorn A&M	3	Iowa State	5	Rice	3
Alcorn State	1	Jackson State	6	Richmond	2
American International, Mass.	1	Jacksonville	1	Robert Morris	1
Arizona	9	Jacksonville State, Ala.	1	Rutgers	1
Arizona State	11	Johnson C. Smith	3	Saginaw Valley State	1
Arkansas	11	Kansas	9	Sam Houston State	1
Arkansas-Pine Bluff	3	Kansas State	8	San Diego State	32
Arkansas State	1	Kent State	3	San Francisco State	1
Arkansas Tech	1	Kentucky	5	San Jose State	7
Auburn	14	Lakeland, Wis.	1	Santa Clara	2
Austin Peay	1	Lamar	1	SE Louisiana	2
Baylor	7	Lambuth	1	Sonoma State	1
Bethune-Cookman	2	Liberty	1	South Carolina	8
Bloomsburg, Pa.	1	Lincoln, Mo.	1	South Carolina State	5
Boston College	5	Livingston, Ala.	1	South Dakota State	3
Boston University	2	Long Beach State	9	Southern California	37
Bowling Green	1	Louisiana-Lafayette	1	Southern Connecticut State	1
Brigham Young	6	Louisiana-Monroe	4	Southern Illinois	2
Buffalo	1	Louisiana State	14	Southern, La.	5
California	13	Louisiana Tech	3	Southern Methodist	7
California-Davis	3	Louisville	4	Southern Mississippi	2
California Lutheran	2	Maine	1	Stanford	9
Cal Poly-Pomona	1	Marshall	2	Stephen F. Austin	3
Cal Poly-San Luis Obispo	2	Maryland	7	SW Missouri	1
Cal State-Fullerton	2	Maryland-Eastern Shore	1	SW Texas State	2
Cal State-Los Angeles	3	McMurray, Tex.	1	Syracuse	14
Cal State-Northridge	1	McNeese State	3	Temple	3
Cal State-Sacramento	1	Memphis	9	Tennessee	13
Carthage, Wis.	1	Mesa, Colo.	2	Tennessee-Chattanooga	2
Central Florida	1	Miami, Fla.	9	Tennessee State	7
Central Florida CC	1	Miami, Ohio	4	Texas	8
Central Michigan	1	Michigan	5	Texas A&I	3
Central Oklahoma	1	Michigan State	11	Texas A&M	9
Cincinnati	2	Millersville, Pa.	1	Texas Christian	9
The Citadel	2	Minnesota	6	Texas College	1
Clark, Ga.	1	Mississippi	9	Texas-El Paso	2
Clemson	8	Mississippi College	1	Texas Southern	4
Colgate	1	Mississippi State	5	Texas State	1
Colorado	8	Missouri	4	Texas Tech	7
Colorado State	6	Montana State	2	Texas Western	1
Columbia	2	Morgan State	3	Toledo	1
Compton Junior College	1	Navy	1	Tulane	2
Concordia, Quebec	1	Nebraska	14	Tulsa	3
Cornell	1	Nebraska-Omaha	3	Tuskegee	2
Dartmouth	1	Nevada	3	UCLA	13
Dayton	2	Nevada-Las Vegas	6	United States International	1
Drake	1	New Hampshire	2	Utah	5
Duke	2	New Haven	2	Utah State	6
East Carolina	1	New Mexico	2	Vanderbilt	2
East Texas State	1	New Mexico State	4	Villanova	2
Eastern Kentucky	2	No College	5	Virginia	7
Eastern Washington	1	Norfolk State	3	Virginia Tech	4
Fayetteville State	1	North Alabama	1	Virginia Union	1
Florida	9	North Carolina	9	Wake Forest	2
Florida A&M	5	North Carolina A&T	5	Washington	12
Florida State	13	North Carolina Central	4	Washington State	11
Fort Hays State	1	North Carolina State	9	Weber State	6
Fresno State	10	North Central Illinois	1	West Chester	1
Furman	10	North Texas	3	West Georgia	2
Georgia	4	Northern Arizona	3	West Texas State	4
Georgia Tech	7	Northern Illinois	2	West Virginia	3
Grambling	13	Northern Iowa	1	Western Illinois	3
Hampton, Va.	1	Northwestern	3	Western Kentucky	1
Hawaii	7	Notre Dame	11	Western Michigan	2
Heidelberg, Ohio	1	Occidental	2	Western State, Colo.	1
Henderson State, Ark.	1	Ohio State	16	Wichita State	2
Hofstra	1	Oklahoma	11	William & Mary	2
Holy Cross	1	Oklahoma State	9	William Penn, Iowa	1
Houston	6	Oregon	9	Williams, Mass.	1
Howard	1	Oregon State	5	Winston-Salem State	3
Idaho	3	Oregon Tech	1	Wisconsin	10
Idaho State	2	Pacific	4	Wyoming	7
Illinois	9	Penn Military	1	Yale	1
Illinois State	1	Penn State	11	Youngstown State	1
Indiana	6	Pittsburgh	7		

GENERAL INFORMATION



Jamal Williams anchored the NFL's third-ranked run defense in 2004 and was named a Pro Bowl first-alternate.

Mike Nowak

2005 NFL REGULAR-SEASON SCHEDULE

WEEK 1

Thursday, September 8

Oakland at New England 6:00 p.m.

Sunday, September 11

Houston at Buffalo 10:00 a.m.

New Orleans at Carolina 10:00 a.m.

Cincinnati at Cleveland 10:00 a.m.

Seattle at Jacksonville 10:00 a.m.

New York Jets at Kansas City 10:00 a.m.

Denver at Miami 10:00 a.m.

Tampa Bay at Minnesota 10:00 a.m.

Tennessee at Pittsburgh 10:00 a.m.

Chicago at Washington 10:00 a.m.

Dallas at San Diego 1:15 p.m.

Green Bay at Detroit 1:15 p.m.

Arizona at New York Giants 1:15 p.m.

St. Louis at San Francisco 1:15 p.m.

Indianapolis at Baltimore 5:30 p.m.

Monday, September 12

Philadelphia at Atlanta 6:00 p.m.

WEEK 2

Sunday, September 18

New England at Carolina 10:00 a.m.

Detroit at Chicago 10:00 a.m.

Minnesota at Cincinnati 10:00 a.m.

Pittsburgh at Houston 10:00 a.m.

Jacksonville at Indianapolis 10:00 a.m.

New York Giants at New Orleans 10:00 a.m.

San Francisco at Philadelphia 10:00 a.m.

Buffalo at Tampa Bay 10:00 a.m.

Baltimore at Tennessee 10:00 a.m.

St. Louis at Arizona 1:05 p.m.

Atlanta at Seattle 1:05 p.m.

San Diego at Denver 1:15 p.m.

Cleveland at Green Bay 1:15 p.m.

Miami at New York Jets 1:15 p.m.

Kansas City at Oakland 5:30 p.m.

Monday, September 19

Washington at Dallas 6:00 p.m.

WEEK 3

Bye: Baltimore, Detroit, Houston, Washington

Sunday, September 25

Atlanta at Buffalo 10:00 a.m.

Cincinnati at Chicago 10:00 a.m.

Tampa Bay at Green Bay 10:00 a.m.

Cleveland at Indianapolis 10:00 a.m.

Carolina at Miami 10:00 a.m.

New Orleans at Minnesota 10:00 a.m.

Jacksonville at New York Jets 10:00 a.m.

Oakland at Philadelphia 10:00 a.m.

Tennessee at St. Louis 10:00 a.m.

Dallas at San Francisco 1:05 p.m.

Arizona at Seattle 1:05 p.m.

New England at Pittsburgh 1:15 p.m.

New York Giants at San Diego 5:30 p.m.

Monday, September 26

Kansas City at Denver 6:00 p.m.

WEEK 4

Bye: Chicago, Cleveland, Miami, Pittsburgh

Sunday, October 2

San Diego at New England 10:00 a.m.

Houston at Cincinnati 10:00 a.m.

Denver at Jacksonville 10:00 a.m.

Philadelphia at Kansas City 10:00 a.m.

Buffalo at New Orleans 10:00 a.m.

St. Louis at New York Giants 10:00 a.m.

Detroit at Tampa Bay 10:00 a.m.

Indianapolis at Tennessee 10:00 a.m.

Seattle at Washington 10:00 a.m.

New York Jets at Baltimore 1:05 p.m.

Minnesota at Atlanta 1:15 p.m.

Dallas at Oakland 1:15 p.m.

San Francisco at Arizona (Mexico) 5:30 p.m.

Monday, October 3

Green Bay at Carolina 6:00 p.m.

WEEK 5

Bye: Kansas City, Minnesota, N.Y. Giants, Oakland

Sunday, October 9

New England at Atlanta 10:00 a.m.

Miami at Buffalo 10:00 a.m.

Chicago at Cleveland 10:00 a.m.

Baltimore at Detroit 10:00 a.m.

New Orleans at Green Bay 10:00 a.m.

Tennessee at Houston 10:00 a.m.

Tampa Bay at New York Jets 10:00 a.m.

Seattle at St. Louis 10:00 a.m.

Indianapolis at San Francisco 1:05 p.m.

Carolina at Arizona 1:15 p.m.

Philadelphia at Dallas 1:15 p.m.

Washington at Denver 1:15 p.m.

Cincinnati at Jacksonville 5:30 p.m.

Monday, October 10

Pittsburgh at San Diego 6:00 p.m.

WEEK 6

Bye: Arizona, Green Bay, Philadelphia, San Francisco

Sunday, October 16

Cleveland at Baltimore 10:00 a.m.

Minnesota at Chicago 10:00 a.m.

New York Giants at Dallas 10:00 a.m.

Carolina at Detroit 10:00 a.m.

Washington at Kansas City 10:00 a.m.

Atlanta at New Orleans 10:00 a.m.

Jacksonville at Pittsburgh 10:00 a.m.

Miami at Tampa Bay 10:00 a.m.

Cincinnati at Tennessee 10:00 a.m.

San Diego at Oakland 1:15 p.m.

New York Jets at Buffalo 1:15 p.m.

New England at Denver 1:15 p.m.

Houston at Seattle 5:30 p.m.

Monday, October 17

St. Louis at Indianapolis 6:00 p.m.

WEEK 7

Bye: Carolina, Jacksonville, New England, Tampa Bay

Sunday, October 23

San Diego at Philadelphia 10:00 a.m.

Pittsburgh at Cincinnati 10:00 a.m.

Detroit at Cleveland 10:00 a.m.

Indianapolis at Houston 10:00 a.m.



Sunday, October 23, cont.

Kansas City at Miami	10:00 a.m.
Green Bay at Minnesota	10:00 a.m.
New Orleans at St. Louis	10:00 a.m.
San Francisco at Washington	10:00 a.m.
Dallas at Seattle	1:05 p.m.
Tennessee at Arizona	1:15 p.m.
Baltimore at Chicago	1:15 p.m.
Denver at New York Giants	1:15 p.m.
Buffalo at Oakland	1:15 p.m.

Monday, October 24

New York Jets at Atlanta	6:00 p.m.
--------------------------	-----------

WEEK 8

Bye: Atlanta, Indianapolis, New York Jets, Seattle

Sunday, October 30

Minnesota at Carolina	10:00 a.m.
Green Bay at Cincinnati	10:00 a.m.
Arizona at Dallas	10:00 a.m.
Chicago at Detroit	10:00 a.m.
Cleveland at Houston	10:00 a.m.
Miami at New Orleans	10:00 a.m.
Washington at New York Giants	10:00 a.m.
Jacksonville at St. Louis	10:00 a.m.
Oakland at Tennessee	10:00 a.m.
Kansas City at San Diego	1:05 p.m.
Philadelphia at Denver	1:15 p.m.
Tampa Bay at San Francisco	1:15 p.m.
Buffalo at New England	5:30 p.m.

Monday, October 31

Baltimore at Pittsburgh	6:00 p.m.
-------------------------	-----------

WEEK 9

Bye: Buffalo, Dallas, Denver, St. Louis

Sunday, November 6

San Diego at New York Jets	10:00 a.m.
Cincinnati at Baltimore	10:00 a.m.
Tennessee at Cleveland	10:00 a.m.
Houston at Jacksonville	10:00 a.m.
Oakland at Kansas City	10:00 a.m.
Atlanta at Miami	10:00 a.m.
Detroit at Minnesota	10:00 a.m.
Chicago at New Orleans	10:00 a.m.
Carolina at Tampa Bay	10:00 a.m.
Seattle at Arizona	1:05 p.m.
New York Giants at San Francisco	1:05 p.m.
Pittsburgh at Green Bay	1:15 p.m.
Philadelphia at Washington	5:30 p.m.

Monday, November 7

Indianapolis at New England	6:00 p.m.
-----------------------------	-----------

WEEK 10

Bye: San Diego, Cincinnati, New Orleans, Tennessee

Sunday, November 13

Kansas City at Buffalo	10:00 a.m.
San Francisco at Chicago	10:00 a.m.
Arizona at Detroit	10:00 a.m.
Houston at Indianapolis	10:00 a.m.
Baltimore at Jacksonville	10:00 a.m.
New England at Miami	10:00 a.m.
Minnesota at New York Giants	10:00 a.m.
Washington at Tampa Bay	10:00 a.m.
New York Jets at Carolina	1:05 p.m.
Denver at Oakland	1:05 p.m.
Green Bay at Atlanta	1:15 p.m.
St. Louis at Seattle	1:15 p.m.
Cleveland at Pittsburgh	5:30 p.m.

Monday, November 14

Dallas at Philadelphia	6:00 p.m.
------------------------	-----------

WEEK 11

Sunday, November 20

Tampa Bay at Atlanta	10:00 a.m.
Carolina at Chicago	10:00 a.m.
Indianapolis at Cincinnati	10:00 a.m.
Miami at Cleveland	10:00 a.m.
Detroit at Dallas	10:00 a.m.
New Orleans at New England	10:00 a.m.
Philadelphia at New York Giants	10:00 a.m.
Arizona at St. Louis	10:00 a.m.
Jacksonville at Tennessee	10:00 a.m.
Oakland at Washington	10:00 a.m.
Seattle at San Francisco	1:05 p.m.
Buffalo at San Diego	1:15 p.m.
Pittsburgh at Baltimore	1:15 p.m.
New York Jets at Denver	1:15 p.m.
Kansas City at Houston	5:30 p.m.

Monday, November 21

Minnesota at Green Bay	6:00 p.m.
------------------------	-----------

WEEK 12

Thursday, November 24

Atlanta at Detroit	9:30 a.m.
Denver at Dallas	1:15 p.m.

Sunday, November 27

San Diego at Washington	10:00 a.m.
Carolina at Buffalo	10:00 a.m.
Baltimore at Cincinnati	10:00 a.m.
St. Louis at Houston	10:00 a.m.
New England at Kansas City	10:00 a.m.
Cleveland at Minnesota	10:00 a.m.
Chicago at Tampa Bay	10:00 a.m.
San Francisco at Tennessee	10:00 a.m.
Jacksonville at Arizona	1:05 p.m.
Miami at Oakland	1:05 p.m.
Green Bay at Philadelphia	1:15 p.m.
New York Giants at Seattle	1:15 p.m.
New Orleans at New York Jets	5:30 p.m.

Monday, November 28

Pittsburgh at Indianapolis	6:00 p.m.
----------------------------	-----------

WEEK 13

Sunday, December 4

Houston at Baltimore	10:00 a.m.
Atlanta at Carolina	10:00 a.m.
Green Bay at Chicago	10:00 a.m.
Jacksonville at Cleveland	10:00 a.m.
Minnesota at Detroit	10:00 a.m.
Tennessee at Indianapolis	10:00 a.m.
Buffalo at Miami	10:00 a.m.
Tampa Bay at New Orleans	10:00 a.m.
Dallas at New York Giants	10:00 a.m.
Cincinnati at Pittsburgh	10:00 a.m.
Washington at St. Louis	1:05 p.m.
Arizona at San Francisco	1:05 p.m.
Denver at Kansas City	1:15 p.m.
New York Jets at New England	1:15 p.m.
Oakland at San Diego	5:30 p.m.

Monday, December 5

Seattle at Philadelphia	6:00 p.m.
-------------------------	-----------

2005 NFL Regular-Season Schedule, *continued*

WEEK 14

Sunday, December 11

New England at Buffalo	10:00 a.m.
Tampa Bay at Carolina	10:00 a.m.
Cleveland at Cincinnati	10:00 a.m.
Indianapolis at Jacksonville	10:00 a.m.
St. Louis at Minnesota	10:00 a.m.
Oakland at New York Jets	10:00 a.m.
Chicago at Pittsburgh	10:00 a.m.
Houston at Tennessee	10:00 a.m.
Washington at Arizona	1:05 p.m.
New York Giants at Philadelphia	1:05 p.m.
San Francisco at Seattle	1:05 p.m.
Miami at San Diego	1:15 p.m.
Kansas City at Dallas	1:15 p.m.
Baltimore at Denver	1:15 p.m.
Detroit at Green Bay	5:30 p.m.

Monday, December 12

New Orleans at Atlanta	6:00 p.m.
------------------------	-----------

WEEK 15

Saturday, December 17

Tampa Bay at New England	10:30 a.m.
Kansas City at New York Giants	2:00 p.m.
Denver at Buffalo	5:30 p.m.

Sunday, December 18

San Diego at Indianapolis	10:00 a.m.
Arizona at Houston	10:00 a.m.
San Francisco at Jacksonville	10:00 a.m.
New York Jets at Miami	10:00 a.m.
Pittsburgh at Minnesota	10:00 a.m.
Carolina at New Orleans	10:00 a.m.
Seattle at Tennessee	10:00 a.m.
Dallas at Washington	10:00 a.m.
Cincinnati at Detroit	1:05 p.m.
Cleveland at Oakland	1:05 p.m.
Philadelphia at St. Louis	1:15 p.m.
Atlanta at Chicago	5:30 p.m.

Monday, December 19

Green Bay at Baltimore	6:00 p.m.
------------------------	-----------

WEEK 16

Saturday, December 24

San Diego at Kansas City	10:00 a.m.
Dallas at Carolina	10:00 a.m.
Buffalo at Cincinnati	10:00 a.m.
Pittsburgh at Cleveland	10:00 a.m.
Jacksonville at Houston	10:00 a.m.
Tennessee at Miami	10:00 a.m.
Detroit at New Orleans	10:00 a.m.
San Francisco at St. Louis	10:00 a.m.
Atlanta at Tampa Bay	10:00 a.m.
New York Giants at Washington	10:00 a.m.
Philadelphia at Arizona	1:05 p.m.
Oakland at Denver	1:15 p.m.
Indianapolis at Seattle	1:15 p.m.

Sunday, December 25

Chicago at Green Bay	2:00 p.m.
Minnesota at Baltimore	5:30 p.m.

Monday, December 26

New England at New York Jets	6:00 p.m.
------------------------------	-----------

WEEK 17

Saturday, December 31

Denver at San Diego	1:30 p.m.
New York Giants at Oakland	5:00 p.m.

Sunday, January 1

Carolina at Atlanta	10:00 a.m.
Baltimore at Cleveland	10:00 a.m.
Arizona at Indianapolis	10:00 a.m.
Cincinnati at Kansas City	10:00 a.m.
Chicago at Minnesota	10:00 a.m.
Miami at New England	10:00 a.m.
Buffalo at New York Jets	10:00 a.m.
Detroit at Pittsburgh	10:00 a.m.
New Orleans at Tampa Bay	10:00 a.m.
Tennessee at Jacksonville	1:05 p.m.
Houston at San Francisco	1:05 p.m.
Seattle at Green Bay	1:15 p.m.
Washington at Philadelphia	1:15 p.m.
St. Louis at Dallas	5:30 p.m.

2005 NFL POSTSEASON SCHEDULE

Sat. Jan. 7, 2006	AFC and NFC Wild Card Playoffs	ABC
Sun. Jan. 8, 2006	AFC and NFC Wild Card Playoffs	CBS and FOX
Sat. Jan. 14, 2006	AFC and NFC Divisional Playoffs	CBS and FOX
Sun. Jan. 15, 2006	AFC and NFC Divisional Playoffs	CBS and FOX
Sun. Jan. 22, 2006	AFC and NFC Championship Games	CBS and FOX
Sun. Feb. 5, 2006	Super Bowl XL, Ford Field, Detroit, Michigan	ABC
Sun. Feb. 12, 2006	AFC-NFC Pro Bowl, Honolulu, Hawaii	ESPN

2005 NFL PRESEASON SCHEDULE

DATE	GAME	TIME	NETWORK
Saturday, August 6	Atlanta vs Indianapolis	2:00 a.m.	ESPN2
	American Bowl Game in Tokyo, Japan	3:00 p.m.	ESPN
Monday, August 8	Chicago vs Miami	5:00 p.m.	ABC
	Pro Football Hall of Fame Game in Canton, Ohio		

FIRST WEEK

Thursday, August 11	San Diego at Green Bay	5:00 p.m.	ESPN
Friday, August 12	Detroit at New York Jets	4:00 p.m.	
	New England at Cincinnati	4:30 p.m.	
	Chicago at St. Louis	5:00 p.m.	
	Kansas City at Minnesota	5:00 p.m.	
	Seattle at New Orleans	5:00 p.m.	
	Tampa Bay at Tennessee	5:00 p.m.	
Saturday, August 13	Baltimore at Atlanta	4:30 p.m.	
	Miami at Jacksonville	4:30 p.m.	
	Buffalo at Indianapolis	5:00 p.m.	
	Denver at Houston	5:00 p.m.	
	New York Giants at Cleveland	5:00 p.m.	
	Washington at Carolina	5:00 p.m.	
	Dallas at Arizona	7:00 p.m.	
	Oakland at San Francisco	7:00 p.m.	
Monday, August 15	Philadelphia at Pittsburgh	5:00 p.m.	ESPN

SECOND WEEK

Thursday, August 18	New Orleans at New England	5:00 p.m.	FOX
Friday, August 19	Tennessee at Atlanta	4:30 p.m.	
	Minnesota at New York Jets	5:00 p.m.	CBS
	Cincinnati at Washington	5:00 p.m.	
Saturday, August 20	Cleveland at Detroit	10:00 a.m.	
	Green Bay at Buffalo	3:00 p.m.	
	Jacksonville at Tampa Bay	4:30 p.m.	
	Miami at Pittsburgh	4:30 p.m.	
	Carolina at New York Giants	5:00 p.m.	
	Chicago at Indianapolis	5:00 p.m.	
	Oakland at Houston	5:00 p.m.	
	Philadelphia at Baltimore	5:00 p.m.	
	Arizona at Kansas City	5:30 p.m.	
	San Francisco at Denver	6:00 p.m.	
Sunday, August 21	St. Louis at San Diego	1:00 p.m.	KFMB
Monday, August 22	Dallas at Seattle	5:00 p.m.	

THIRD WEEK

Thursday, August 25	Atlanta at Jacksonville	5:00 p.m.	
Friday, August 26	Cincinnati at Philadelphia	4:30 p.m.	
	San Diego at Minnesota	5:00 p.m.	KFMB
	Pittsburgh at Washington	5:00 p.m.	
	Baltimore at New Orleans	5:00 p.m.	
	Buffalo at Chicago	5:00 p.m.	
	Carolina at Cleveland	5:00 p.m.	
	New England at Green Bay	5:00 p.m.	
	New York Jets at New York Giants	5:00 p.m.	
	Arizona at Oakland	6:30 p.m.	
	Tennessee at San Francisco	7:00 p.m.	
Saturday, August 27	Tampa Bay at Miami	4:30 p.m.	
	Indianapolis at Denver	5:00 p.m.	CBS
	Houston at Dallas	5:00 p.m.	
	Seattle at Kansas City	5:30 p.m.	
Monday, August 29	St. Louis at Detroit	5:00 p.m.	ABC

(All Times Pacific)

Continued next page

FOURTH WEEK

Thursday, September 1	Atlanta at Miami	4:30 p.m.	
	Houston at Tampa Bay	4:30 p.m.	
	New York Jets at Philadelphia	4:30 p.m.	
	Cleveland at Chicago	5:00 p.m.	
	Green Bay at Tennessee	5:00 p.m.	
	Jacksonville at Dallas	5:00 p.m.	
	New York Giants at New England	5:00 p.m.	
	Pittsburgh at Carolina	5:00 p.m.	
	Washington at Baltimore	5:00 p.m.	
	New Orleans at Oakland	6:00 p.m.	
	San Francisco at San Diego	7:00 p.m.	KFMB
Friday, September 2	Detroit at Buffalo	4:00 p.m.	
	Indianapolis at Cincinnati	4:30 p.m.	
	Kansas City at St. Louis	5:00 p.m.	
	Minnesota at Seattle	6:00 p.m.	
	Denver at Arizona	7:00 p.m.	

THE 2005 CHARGER GIRLS



Alicia Dee



Amanda



Ashley B.



Ashley M.



Ashley W.



Bethany



Cameron



Casie



Gail



Kara



Katelyn



Kaylin

General Information



Keisha



Kristina



Krystle



Lacy



Lauren



Liz



Mandy



Rebecca



Robin



Sandy



Shantel



Shelby



Stacia



Stacie



Summer



Tiffany

The Charger Girls are produced by e2k Sports and directed by Lisa Simmons. The Charger Girls thank their valued sponsors: Anheuser-Busch, Inc., Model Call Hair Salon and Marika.

For information on personal appearances by the Charger Girls or 2006 auditions, visit the Web site at www.chargers.com or call 858-874-4500 ext. 320.

CHARGERS MOVE TO ROCK 105.3 FM

On March 10, 2005, the Chargers signed a five-year partnership with Clear Channel Communications, marking the beginning of a new era as Rock 105.3 FM becomes the new flagship station for all San Diego Chargers preseason, regular-season and postseason games. The new partnership includes an enhanced programming and promotional relationship with all 12 Clear Channel stations in San Diego.

Josh Lewin calls the play-by-play, former Chargers player and coach Hank Bauer

handles the color commentary and Katy Temple reports from the sidelines.

Fans outside of San Diego can tune into the Chargers Radio Network, which includes KMPC 1540 AM "The Ticket" in Los Angeles and Orange County, KTMQ 103.3 FM in San Bernardino, Temecula and Riverside, KXPS 1010 AM in Palm Springs, Palm Desert, Indio and the Coachella Valley, KXO 1230 AM in the Imperial Valley and Yuma, Arizona, and Sirius Satellite Radio.



JOSH LEWIN

Josh Lewin became the radio play-by-play voice of the Chargers in July 2005. He has been the television play-by-play announcer for the MLB Texas Rangers since 2002. Since 1996, Josh has broadcast baseball, divisional playoffs, championship series, NFL and NHL games for FOX Sports. From 1998-2001, Josh called Detroit Tigers games on Fox Sports Net Detroit and Chicago Cubs games on WGN-TV in 1997. He broadcast Baltimore Orioles games on radio from 1995-96. Josh's NFL experience includes play-by-play on SportsUSA Radio Network. He has broadcast Conference USA Football, CCHA Hockey, college basketball at Michigan State and SMU, and the Big 12 Basketball Tournament. Josh began his broadcasting career at the age of 16 with the Rochester Red Wings, the Baltimore Orioles Triple-A team in the International League. In 1994, he was the sports director at the Orioles' flagship station, WBAL. Josh graduated from Northwestern in 1990 and has written two books, "Getting in the Game" and "You Never Forget Your First." Josh and his wife, Dana, have a daughter, Kelsey, and a son, Coby.



HANK BAUER

Former Chargers running back, special teams captain and coach, Hank Bauer, handles color commentary on the team's radio broadcasts. He signed a new five-year contract in July 2005. Bauer has been a part of the Chargers' family for more than 300 games as a player, coach and broadcaster. A member of the Chargers 40th Anniversary All-Time Team, Bauer played seven seasons for the Chargers. He was a team captain who was voted Most Inspirational Player in 1978 and Special Teams Player of the Year in 1980 and 1981. Bauer scored 21 touchdowns during his career and set an NFL record with 52 special teams tackles in 1981, before a broken neck forced him off the field in 1983. Following his retirement, Bauer spent four seasons (1983-86) as the Chargers special teams coach. In 1987, he accepted a job as a sports anchor at News 8 in San Diego and remained there until March 2003. Bauer graduated cum laude from California Lutheran University in 1976 with a degree in physical education. In September 2003, Bauer was inducted into Cal Lutheran's first Hall of Fame class.

KATY TEMPLE

Katy Temple joined the Chargers radio broadcast team in July 2005 as a sideline reporter. She has been a sportscaster at XETV, Fox Channel 6 in San Diego since 1999. In 2004, Katy received a Sports Emmy Award, and in 2003, she received a Golden Mike Award for Best Sports Feature Reporting from the San Diego Radio and Television News Association. Katy has been a play-by-play announcer for women's sports at Fresno State University and a color commentator for the Fresno Grizzlies, the Triple-A affiliate of the San Francisco Giants. Prior to joining Fox 6, Katy worked in San Francisco for Bay TV and Fox Bay Area. She is a graduate of St. Mary's College in Moraga, California. Katy makes her home in San Diego.

**CHARGERS ON SPANISH RADIO**

All San Diego Chargers' games can be heard in Spanish on XEXX 1420 AM. XEXX

covers all of San Diego County and Northern Baja California.

**JORGE VILLANUEVA**

Jorge Villanueva is in his 13th season as the Spanish voice of the Chargers. He is also a sports anchor on KBNT 17 Univision, a Spanish-speaking TV station in San Diego. Villanueva has 21 years of experience in sports journalism. His play-by-play experience includes soccer, baseball and boxing. Villanueva handles the Spanish play-by-play for the Holiday Bowl and the NCAA's Bowl Championship Series. He spent three seasons (2001-03) as the football play-by-play vice for USC Trojans and San Diego State Aztecs (1994-96). In 2004, Villanueva received an invitation to join the American Sportscasters Association.

**EFREN DOMINGUEZ**

Efrén Dominguez is in his 15th season as color analyst for the Spanish broadcasts of Chargers games. Dominguez anchors the station's halftime show and interviews with players and coaches from the locker room for the station's postgame show. He also serves with Villanueva as a color analyst for the Holiday Bowl and the NCAA's Bowl Championship Series. Dominguez spent three seasons (2001-03) as the color analyst for USC football and San Diego State football (1994-96) alongside Villanueva.

TRAINING CAMP AT CHARGERS PARK

On Dec. 16, 2004, the Chargers announced that beginning in 2005, training camp would take place at Chargers Park, the team's year-round training facility that opened in 1997.

Chargers Park is one of the newest and most state-of-the-art training facilities in the National Football League. It has three practice fields, including two 100-yard natural-grass fields and a 60-yard FieldTurf synthetic turf field. Chargers President Dean Spanos invested more than \$100,000 to install the FieldTurf in April 2005.

Chargers Park is the ninth training camp

site in the 45-year history of the San Diego Chargers. The team held its initial training camp in 1960 at Chapman College in Orange, California, before moving to the University of San Diego from 1961-62. In 1963, the team trained at Rough Acres Ranch in Boulevard, Calif., located in the rugged hills east of San Diego. The Chargers also trained in Escondido (1964-68), the University of California-Irvine (1969-1973), United States International University (1974-75), the University of California-San Diego (1976-2002) and the Home Depot Center in Carson, California (2003-04).

TRAINING CAMP INFORMATION

Site

Chargers Park, 4020 Murphy Canyon Road, San Diego, CA 92123
 Mailing Address: P.O. Box 609609, San Diego, CA 92160-9609
 Phone: (858) 874-4500

Public Relations Contacts

Bill Johnston	Director of Public Relations
Scott Yoffe	Media Relations Coordinator
Joel Price	Manager, Internet Services
Jamaal LaFrance	Public Relations Assistant
Jennifer Rojas	Public Relations Assistant
Casey Pearce	Managing Editor-Web Site & Publications

Dates

July 28	Camp opens, all players report
July 29	First practice
Aug. 25	Camp closes

Cutdown

Aug. 30	.65 players
Sept. 3	.53 players

Sites

Chargers Park, San Diego	2005
The Home Depot Center, California State University, Dominguez Hills, Carson	2003-04
University of California-San Diego, La Jolla	1976-2002
United States International University, San Diego	1974-75
University of California-Irvine, Irvine	1969-1973
Travelodge, Escondido	1964-68
Rough Acres Ranch, Boulevard	1963
University of San Diego	1961-62
Chapman College, Orange	1960

QUALCOMM STADIUM

QUALCOMM Stadium, the stadium that the Chargers have called home since 1967, underwent an expansion in 1997 that included the addition of 11,500 seats, a club level, 37 new suites and a new west-end Jumbotron screen.

The centerpiece of the renovated stadium is the Chargers Club level. Chargers season ticket holders who purchase seats on the former loge level of the stadium enjoy amenities exclusive to Club members. The 7,800 Club seats are wider, padded and come equipped with an attached drink holder. To enhance the Club experience, members have wait service at their seats, featuring a menu complete with a variety of food specialties. Members also enjoy the comfort of four fan-friendly lounges where they can relax in an air-conditioned setting before, during and after the game. Restrooms on the Club level also have been upgraded.

The former Jack Murphy Stadium was renamed Qualcomm Stadium after the Qualcomm Corporation contributed \$18 million for naming rights. Additionally, the total number of parking spaces at the stadium was increased to 19,000, including 461 handi-

capped spaces, making the parking lot at Qualcomm Stadium the second-largest in the National Football League. There was a significant increase in restroom capacity at the stadium, with the number of women's facilities almost doubled and the men's restroom capacity increased by 33 percent.

San Diego Stadium was originally built in 1967 as a home for the Chargers at a cost of \$27 million. It was dedicated at a Chargers-Lions game on August 20, 1967, before a crowd of 45,988. The 1997 renovation marks the second major facelift to occur at the stadium. Originally built to a capacity of 52,000, the stadium was expanded in 1984 to increase seating capacity to 60,100. The most recent renovation increased the seating capacity at the stadium to 70,000.

The team played before its first-ever sell-out crowd on December 3, 1967, when 52,661 turned out to see the Chargers battle the Oakland Raiders. In 1999, the Chargers played in front of the largest home crowd in team history when 68,274 fans were in attendance for a game versus the Green Bay Packers on Oct. 24, 1999.



Qualcomm Stadium was expanded in 1997 to a capacity of 70,000. The stadium hosted Super Bowl XXXVII on January 26, 2003.



This equipment dishes out
PUNISHMENT



CHARGERS

Team-Store

Qualcomm Stadium, Gate B
Monday thru Sunday 9:00am - 5:00pm
619.641.6053

This is the famous Budweiser beer. We know of no brand produced by any other brewer which costs so much to brew and age. Our exclusive Beechwood Aging produces a taste, a smoothness and a drinkability you will find in no other beer at any price.



Budweiser

KING OF BEERS.

our original all natural process
Rice and Best Pilsener Beer

BEECHWOOD AGED.

"WE KNOW OF NO BRAND PRODUCED BY ANY OTHER BREWER WHICH COSTS SO MUCH TO BREW AND AGE. OUR EXCLUSIVE BEECHWOOD AGING PRODUCES A TASTE, A SMOOTHNESS AND A DRINKABILITY YOU WILL FIND IN NO OTHER BEER AT ANY PRICE."

Budweiser

THIS IS BUDWEISER. THIS IS BEER.

©2005 Anheuser-Busch, Inc. Budweiser® Beer, St. Louis, MO

RESPONSIBILITY MATTERS



SAN DIEGO CHARGERS 2005 MEDIA GUIDE

