

SAN FRANCISCO

49ERS

**1974
MEDIA
GUIDE**



ORGANIZATION AND CLUB OFFICIALS

1255 Post St., Suite 300, San Francisco, Calif. 94109 Main Phone: (415) 771-1149

GENERAL PARTNERS

Mrs. Anthony J. Morabito Mrs. Victor P. Morabito Louis G. Spadia

LIMITED PARTNERS

Mrs. James A. Ginella, Sr. Frank C. Albert Albert J. Ruffo
Mrs. Loretta Growney Franklin Mieuli Mrs. James A. Ginella, Jr.
Mrs. Hilles Y. Podesta Lawrence J. Purcell Mrs. Paul Tassi

COACHING STAFF

Head Coach—Dick Nolan (Maryland '54)

In his 7th year as 49er head coach with six-year record of 45-39-5 (including 2-3 in playoff games). Won NFC Western Division titles 1970-71-72.

Assistant Coaches

Offense

♦ Don Heinrich - QBs, Receivers, 4th year
(Washington '52)
Doug Scovill - Backs, 5th year.
(Pacific '52)
Dick Stanfel - Line, 4th year.
(USF '51)

Defense

♦♦ Paul Wiggin - Coordinator, Line, 7th year.
(Stanford '56)
Ed Beard - Linebackers, 2nd year.
(Tennessee '64)
♦♦♦ Chet Franklin, Secondary, 4th year.
(Utah '56)

Special Teams - Rich Brooks (Oregon State '63), Special Teams, Special Assignment, 1st year.

* First year coaching 49er offense. Coached defensive backs three years.

** First year as defensive coordinator.

*** First year coaching defense. Special teams coach previous three years.

ADMINISTRATIVE PERSONNEL

Louis G. Spadia, President and General Manager

JACK WHITE
Vice-President for Personnel
BILL GILBERT
Asst. to the Vice-President
ROY GILBERT
Administrative Assistant
RICK MORABITO
Administrative Assistant
JOHN MICHELOSEN
Chief Scout
CLARENCE "Ace" PARKER
Staff Scout
JOE PERRY
Staff Scout
NEIL SCHMIDT
Staff Scout
JUDY ARLUCK
Secretary to Vice-President
SYLVIA CHANDLER
Secretary to Head Coach

ART JOHNSON
Assistant to the President
NATE SCARDIGLI
Controller
GEORGIA GRIFFIN
Administrative Secretary
JUD RHODES
Accounting Assistant
DOLORES RIGAS
Accounting Assistant
LUCILLE CRIDDLE
Receptionist
DR. LLOYD MILBURN
Team Physician
CHUCK KRPATA
Head Trainer
FRANK EGENHOFF
Assistant Trainer
CHICO NORTON
Equipment Manager

GEORGE McFADDEN
Public Relations Director
Home Phone: (415) 941-7625
JOHN McCASEY
P. R. Assistant
Home Phone: (415) 368-6918
ROBIN MITCHELL
Promotions Director
JUDY FORSTER
Asst. Promotions Director
MIKE OLMSTEAD
Halftime Director
PHIL REEDER
Musical Director
WALTER POREP
Game Films

TICKET DEPARTMENT

Ticket Office Phone (415) 441-4900

Ted Garrow
Director

Wanda Murray
Teresa Irueta
Office Staff

Alan Forbes
Assistant to the Director



More publications available at:

www.retroseasons.com/library/

SAN FRANCISCO

49ERS

1970-1971-1972 Western Division Champions

1974 MEDIA GUIDE

TABLE OF CONTENTS

Organization and Club Officials . . .	Inside front cover
Team Travel Itinerary	3
Alphabetical, Numerical Rosters	4-5
Prospectus—1974	6-8
Personnel Chart—1974	9
Player Biographies	10-33
Order of 1974 Draft	33
Coach and Staff Biographies	34-40
1973 Results and Attendance	41
Statistics—1973	41-43
"Longest" and "Best Days"—1973	44
49er 1973 Game Summaries	45-48
Record Section	49-60
Miscellany	61-62
Future Opponents	62
Eshmont Award	63
Club History Section	64-66
All-Time Roster	67-72
49er All-Pro and Pro Bowl Players	73
All-America Conference Final Standings	74
All-Time 49er NFL Scores and Attendance	75-79
Pre-Season Game Results	80-81
All-Time Home Attendance	81
Series Records	82-85
All-Time 49er Standings	86
NFL Schedule—1974	87-90
NFL All-Time Final Standings	91-97
1973 Records of 1974 Opponents	98
49er First Draft Choices	99
49er Coaches' Over-All Records	99
49er TV and Radio	101
Media Information	102
Stadium Information	Inside Back Cover
1974 Schedule	Outside Back Cover



ABOVE: One of the best pulling guards in the NFL, quiet Woody Peoples, No. 69, leads a 49er ball carrier downfield. Peoples, going into his 7th season, has played in the Pro Bowl the past two years. (Photo by Frank Rippon).

COVER: Along with such easily-recognizable landmarks as the Golden Gate Bridge and the Cable Car, 49er action, here epitomized by five-times All-Pro linebacker Dave Wilcox, has become a San Francisco Bay Area tradition. Photos courtesy of the San Francisco Convention and Visitors Bureau, with 49er action by Fred Kaplan.



Mrs. Anthony J. Morabito



Mrs. Victor P. Morabito

The San Francisco 49ers, oldest original major league professional football franchise west of the Mississippi, begin their 28th year representing San Francisco and The Bay Area with the 1974 season, and their 28th year under the basic original ownership with which they began.

Over the previous 27 years, the 49ers have established themselves among the most exciting and colorful teams in professional football. There have been great players, great games and highly-successful seasons.

And there has been established a lasting tradition for operating as an always "first class" organization.

That reputation did not come easily and is the result of a strong pioneering effort—and enduring faith.

When Anthony J. "Tony" Morabito, the club's founder, watched the first 49er team take the field in 1946, he had set in motion the first major league professional sports operation ever to originate in the State of California.

Tony, later joined by his younger brother, Victor, survived those early days, many of them tough, struggling days, to achieve a level of success with the 49ers which enabled sports fans in Northern California, in fact, the entire state, to enjoy what has become one of the national hotbeds of professional sport.

In the beginning, the 49ers were members of the All-America Football Conference. They joined the National Football League prior to the 1950 season.

Tony Morabito passed away during the 1957 season, to be succeeded by Vic Morabito as the club's chief executive officer. Upon Vic's death, in 1964, Louis G. Spadia, then general manager, became the club's top working executive. He was named president prior to the 1967 season.

The San Francisco 49ers are a limited partnership with the major interest being held by Mrs. Anthony J. Morabito and Mrs. Victor P. Morabito.

FORTY NINER TRAVEL ITINERARY — 1974

GAME 1—San Diego, Saturday, August 3, 8 p.m.

Leave Santa Barbara Saturday, August 3, 10 a.m. via United Air Lines Flight #5073. Arrive San Diego 10:30 a.m. Headquarter Master Host Inn. Leave San Diego Sunday, August 4, 11:30 a.m. via United Air Lines Flight #5073. Arrive Santa Barbara 12:05 a.m.

GAME 2—Cleveland, Monday, August 12, 8 p.m.

Leave Santa Barbara Sunday, August 11, 10 a.m. via United Air Lines Flight #5073. Arrive Cleveland 5:30 p.m. Headquarter Marriott Hotel. Leave Cleveland Tuesday, August 13, 10 a.m. via United Air Lines Flight #5073. Arrive Santa Barbara 12 noon.

GAME 3—Denver at Candlestick Park, Sunday, August 18, 1 p.m.

Leave Santa Barbara Saturday, August 17, 10 a.m. via United Air Lines Flight #5073. Arrive San Francisco 11 a.m. Headquarter Royal Coach Motor Hotel, San Mateo. Leave San Francisco Monday, August 19, 10 a.m. via United Air Lines Flight #5073. Arrive Santa Barbara 11 a.m.

GAME 4—Kansas City, Saturday, August 24, 8 p.m.

Leave Santa Barbara Friday, August 23, 3:30 p.m. via United Air Lines Flight #5073. Arrive Kansas City 8:20 p.m. Headquarter Crown Center Hotel. Leave Kansas City Sunday, August 25, 10 a.m. via United Air Lines Flight #5073. Arrive San Francisco 11:30 a.m.

GAME 5—New Orleans, Sunday, September 15, 1 p.m.

Leave San Francisco Friday, September 13, 2 p.m. via United Air Lines Flight #5073. Arrive New Orleans 7:50 p.m. Headquarter Fairmont Roosevelt Hotel. Leave New Orleans Sunday, September 15, 5:30 p.m. via United Air Lines Flight #5073. Arrive San Francisco 7:30 p.m.

GAME 6—Atlanta, Sunday, September 22, 1 p.m.

Leave San Francisco Friday, September 20, 2 p.m. via United Air Lines Flight #5073. Arrive Atlanta 10 p.m. Headquarter Regency Hyatt House. Leave Atlanta Sunday, September 22, 5:30 p.m. via United Air Lines Flight #5073. Arrive San Francisco 8:15 p.m.

GAME 7—Detroit, Monday, October 14, 9 p.m.

Leave San Francisco Saturday, October 12, 2 p.m. via United Air Lines Flight #5073. Arrive Detroit 9:10 p.m. Headquarter Hotel Pontchartrain. Leave Detroit Tuesday, October 15, 1:30 a.m. via United Air Lines Flight #5073. Arrive San Francisco 4:10 a.m.

GAME 8—Los Angeles, Sunday, October 20, 1 p.m.

Leave San Francisco Saturday, October 19, 1 p.m. via United Air Lines Flight #5073. Arrive Los Angeles 2 p.m. Headquarter Sheraton West Hotel. Leave Los Angeles Sunday, October 20, 5:30 p.m. via United Air Lines Flight #5073. Arrive San Francisco 6:30 p.m.

GAME 9—Dallas, Sunday, November 10, 1 p.m.

Leave San Francisco Saturday, November 9, 9 a.m. via United Air Lines Flight #5073. Arrive Dallas 2 p.m. Headquarter Holiday Inn Downtown. Leave Dallas Sunday, November 10, 5:30 p.m. via United Air Lines Flight #5073. Arrive San Francisco 6:45 p.m.

GAME 10—Chicago, Sunday, November 17, 1 p.m.

Leave San Francisco Friday, November 15, 2 p.m. via United Air Lines Flight #5073. Arrive Chicago 8 p.m. Headquarter Hyatt Water Tower Hotel. Leave Chicago Sunday, November 17, 6 p.m. via United Air Lines Flight #5073. Arrive San Francisco 8:10 p.m.

GAME 11—Cleveland, Sunday, December 1, 1 p.m.

Leave San Francisco Friday, November 29, 2 p.m. via United Air Lines Flight #5073. Arrive Cleveland 8:30 p.m. Headquarter Marriott Hotel. Leave Cleveland Sunday, December 1, 5:30 p.m. via United Air Lines Flight #5073. Arrive San Francisco 8:35 p.m.

TRAINING CAMP ROSTER — 1974

(age listed as of 9/15/74)

No.	Name	Pos.	Ht.	Wt.	Age	NFL Exp.	College	Games in '73
46	ABRAMOWICZ, Danny	WR	6-1	195	29	8	Xavier	*12
28	ATKINS, Dave	RB	6-1	210	25	2	Texas-El Paso	5
79	BANASZEK, Cas	T	6-3	256	28	7	Northwestern	9
77	BARRETT, Jean	T-C	6-6	254	23	2	Tulsa	14
47	BATTLE, Greg	CBS	5-11	188	22	R	Colorado St. U	0
83	BEASLEY, Terry (1)	WR	5-10	182	24	2	Auburn	0
65	BEISLER, Randy	G	6-5	244	29	9	Indiana	14
72	BELK, Bill	DT-DE	6-4	242	28	7	Md.-Eastern Shore	13
80	BETTIGA, Mike	WR	6-3	193	24	1	Cal. St.-Humboldt	0
81	BEVERLY, Ed	WR	5-11	168	24	2	Arizona State	2
75	BLUE, Forrest	C	6-5	261	29	7	Auburn	14
25	BRUMFIELD, Wally	S	6-2	195	22	R	Arizona	0
27	BUSH, Marshall	RB	5-11	220	23	R	Eastern Kentucky	0
15	CENTERWALL, Ron	QB	6-5	220	24	R	San Francisco	0
51	CERVINI, Joe	LB	6-1	220	24	R	Villanova	0
60	CLAPHAM, Dave	G	6-3	235	22	R	Nevada-Reno	0
93	CLARK, Frankie	WR	6-6	195	25	R	None	0
94	COLE, Tommy	DT	6-0	250	24	R	Portland State	0
42	CUNNINGHAM, Doug	RB	6-0	195	29	8	Mississippi	14
95	DAMATO, Glenn	WR	5-11	195	22	R	Indiana State	0
96	DETLING, Mike	TE	6-6	235	22	R	San Francisco	0
89	FAHNHORST, Keith	TE	6-6	254	22	R	Minnesota	0
97	FRAZIER, Tom	T	6-3	250	23	R	East Carolina	0
7	FULCHER, Rick	K	6-1	205	23	R	Oklahoma	0
55	FULK, Mike	LB	6-3	229	23	1	Indiana	0
	GELLIS, Andrew	LB	6-2	230	21	R	Washington-St. Louis	
98	GIDA, Stanley	T	6-3	252	22	R	Cal St.-Sacramento	0
8	GORHAM, Charles	K	6-3	215	21	R	Arizona	0
30	GOSSETT, Bruce	K	6-1	227	32	11	Richmond	14
21	GRANUCCI, Mark	CBS	6-0	190	22	R	Nevada-Reno	0
23	GRIFFIN, Casey	CBS	5-9	180	23	R	Pacific	0
9	GUZMAN VERA, Jose	K	6-2	172	24	R	Politecnico N'cni	0
26	HALL, Reedy	CBS	5-11	185	22	R	Arizona State	0

Numerical

- 6 Haugen, k-de
- 7 Fulcher, k
- 8 Gorham, k
- 9 Guzman-Vera, k
- 10 Morrison, qb
- 11 Spurrer, qb
- 13 Wittum, p-k
- 14 Owen, qb
- 15 Centerwall, qb
- 17 Isenbarger, wr
- 18 G. Washington, wr
- 19 Reed, qb
- 20 Holmes, cb-s
- 21 Granucci, cb
- 22 V. Washington, rb
- 23 Griffin, cb-s
- 24 Williams, rb
- 25 Brumfield, cb-s
- 26 R. Hall, cb-s
- 27 Bush, rb
- 28 Atkins, rb
- 29 D. Johnson, rb
- 30 Gossett, k
- 31 LaTour, cb-s
- 32 Phillips, ss
- 33 R. Jackson, rb
- 35 Schreiber, rb
- 36 Lloyd, rb
- 37 J. Johnson, cb
- 38 Riley, rb
- 40 W. Jackson, rb
- 41 Snell, rb
- 42 Cunningham, rb

43 W. Hall, fs
 44 Taylor, cb
 45 Moore, rb
 46 Abramowicz, wr
 47 Battle, cb-s
 48 S. Johnson, rb
 49 McGill, cb
 50 Williamson, lb
 51 Cervini, lb
 52 Vanderbundt, lb
 53 T. Hart, de
 54 Hull, lb
 55 Fulk, lb
 56 Hoskins, dt
 57 Nunley, lb
 58 Sniadecki, lb
 59 Harper, lb
 60 Clapham, g
 61 Hunt, lb
 62 Jones, g
 63 Hardy, g
 64 Wilcox, lb
 65 Beisler, g
 66 Schnietz, g
 67 Watson, t
 68 Kelly, lb
 69 Peoples, g
 71 Sandifer, dt
 72 Belk, de
 74 Hindman, dt
 75 Blue, c
 76 Rohde, t
 77 Barrett, t
 78 Krueger, dt
 79 Banaszek, t
 80 Bettiga, wr
 81 Beverly, wr
 82 Kwalick, te
 83 Beasley, wr
 84 Hustad, te
 85 Haslerig, wr
 86 Hardman, de
 87 McElravy, wr
 88 Witcher, te
 89 Fahnhorst, te
 90 H. Hart, dt
 91 Raines, dt
 92 May, dt
 93 Clark, wr
 94 Cole, dt
 95 Damato, wr
 96 Dettling, te
 97 Frazier, t
 98 Gida, t
 99 Osterman, t
 Gellis, lb
 Patterson, cb-s
 Rosette, dt
 Schleich, lb
 Tucker, g
 Webster, rb
 Whiting, rb

43	HALL, Windlan	FS	5-11	175	24	3	Arizona State	14
86	HARDMAN, Cedrick	DE	6-4	251	25	5	North Texas	14
63	HARDY, Ed	G	6-4	242	23	2	Jackson State	3
59	HARPER, Willie	LB	6-2	215	24	2	Nebraska	14
90	HART, Harlan	DT	6-1	230	26	R	Pacific	0
53	HART, Tommy	DE	6-4	249	29	7	Morris Brown	14
85	HASLERIG, Clint	WR	6-1	189	22	R	Michigan	0
6	HAUGEN, Odd	K-DE	6-4	235	22	R	Western Maryland	0
74	HINDMAN, Stan (2)	DT	6-3	233	30	7	Mississippi	0
20	HOLMES, Mike	CB-S	6-1	181	24	R	Texas Southern	0
56	HOSKINS, Bob	DT	6-3	251	29	5	Wichita	14
54	HULL, Tom	LB	6-3	229	22	R	Penn State	0
61	HUNT, Charley	LB	6-2	218	23	2	Florida State	8
84	HUSTAD, Ken	TE	6-4	230	24	R	Wyoming	0
17	ISENBARGER, John	WR	6-3	196	27	5	Indiana	14
33	JACKSON, Randy	RB	6-0	220	25	3	Wichita	2
40	JACKSON, Wilbur	RB	6-1	205	22	R	Alabama	0
29	JOHNSON, Don	RB	6-2	205	23	R	Missouri	0
37	JOHNSON, Jimmy	CB	6-2	188	36	14	UCLA	13
48	JOHNSON, Sammy	RB	6-1	217	21	R	North Carolina	0
62	JONES, Roy	G	6-2	250	27	R	Illinois	0
68	KELLY, Sean	LB	6-2	234	22	R	Westminster	0
78	KRUEGER, Rolf	DT	6-4	253	26	6	Texas A&M	14
82	KWALICK, Ted	TE	6-4	226	27	6	Penn State	14
31	LaTOUR, John	CB-S	5-10	180	27	R	San Joaquin	0
36	LLOYD, Larry	RB	6-0	220	22	R	San Jose State	0
92	MAY, John	DT	6-4	252	22	R	Central Conn.	0
87	McELRAVY, Steve	WR	6-1	180	23	R	Oregon College	0
49	McGILL, Ralph	CB	5-11	186	24	3	Tulsa	14
45	MOORE, Manfred	RB	6-1	190	23	R	Southern California	0
10	MORRISON, Dennis	QB	6-3	207	23	1	Kansas State	0
57	NUNLEY, Frank	LB	6-2	229	28	8	Michigan	14
99	OSTERMAN, Bill	T	6-4	264	23	R	Utah	0
14	OWEN, Tom	QB	6-1	195	22	R	Wichita	0
.....	PATTERSON, Terry	CB-S	6-1	185	22	R	Cal St.-Sacramento	0
69	PEOPLES, Woody	G	6-2	258	31	7	Grambling	14
32	PHILLIPS, Mel	SS	6-2	191	32	9	North Carolina A&T	14
91	RAINES, Mike	DT	6-6	255	21	R	Alabama	0
19	REED, Joe	QB	6-1	192	26	3	Mississippi St.	6
38	RILEY, Fred	RB	5-11	190	24	R	Idaho	0
76	ROHDE, Len	T	6-4	248	36	15	Utah State	14
.....	ROSETTE, Ed	DT	6-4	275	26	R	Cal-Santa Barbara	0
71	SANDIFER, Bill	DT	6-6	278	22	R	UCLA	0
.....	SCHLEICH, David	LB	6-0	225	22	R	U.S. International	0
66	SCHNIETZ, Jim	G	6-3	250	22	R	Missouri	0
35	SCHREIBER, Larry	RB	6-0	209	26	4	Tennessee Tech	4
41	SNELL, Roy	RB	6-2	220	25	R	Iowa State	0
58	SNIADOCKI, Jim	LB	6-2	228	27	6	Indiana	14
11	SPURRIER, Steve	QB	6-2	200	29	8	Florida	11
44	TAYLOR, Bruce	CB	6-0	180	26	5	Boston Univ.	14
.....	TUCKER, Curtis	G	6-2	225	22	R	Michigan	0
52	VANDERBUNDT, Skip	LB	6-3	224	27	6	Oregon State	9
18	WASHINGTON, Gene	WR	6-2	185	27	6	Stanford	14
22	WASHINGTON, Vic	RB	5-11	194	27	4	Wyoming	13
67	WATSON, John	T	6-4	253	25	4	Oklahoma	14
.....	WEBSTER, Les	RB	5-11	220	28	R	Iowa State	0
.....	WHITING, Charles	RB	5-10	185	23	R	Florida A&M	0
64	WILCOX, Dave	LB	6-3	234	31	11	Oregon	14
24	WILLIAMS, Del	RB	6-1	197	22	R	Kansas	0
50	WILLIAMSON, Walt	LB	6-4	225	22	R	Michigan	0
88	WITCHER, Dick	TE	6-3	210	29	9	UCLA	14
13	WITTUM, Tom	K-P	6-1	190	24	2	Northern Illinois	14

(1)—Beasley last active with 49ers for eight games in 1972.

(2)—Hindman last active with 49ers for entire 1971 season.

* Abramowicz played two games with New Orleans before joining 49ers.

OFFENSE

ROSTER NOTES

Because each club now has a flexible, 47-man roster, players who are on that roster but not activated during the regular season still are credited with a year's NFL experience. Thus, on the 1974 49er roster, players such as Dennis Morrison and Stan Hindman, neither of whom was activated last season, are each credited with a year's experience in 1973. In addition, players who report to pre-season camp and are injured during the training period and put on injured reserve for the remainder of the season, are also credited with a year's experience. That covers such 49er players as Mike Fulk and Terry Beasley for the 1973 season. The sole exception is Mike Holmes, who was injured at the College All-Star camp and was never officially on the 49ers roster at any time. Rookies are designated with an "R."

The 1974 San Francisco 49er roster carried in this media guide lists a total of 95 players, 44 veterans, 13 drafted rookies and 38 free agents.

On the current 49er roster, only four veterans are listed in double figures in terms of playing experience—Len Rohde, 15 years; Jimmy Johnson, 14 years, and Bruce Gossett and Dave Wilcox, 11 years each.

Receivers: Superior veteran talent abounds in the persons of wide receivers Gene Washington and Danny Abramowicz and tight end Ted Kwalick, and there is outstanding reserve strength available from veteran receiver Dick Witcher, former starting wide receiver who now



GENE WASHINGTON

backs up Kwalick, John Isenbarger, young veteran Ed Beverly and Mike Bettiga, on last year's 47-man roster, but inactive. And there is the ever-springing hope that Terry Beasley, who in two seasons since being the 49ers' No. 1 draft choice in 1972, has caught one pass for 20 yards in league play, can get in an injury-free season. Rookie Keith Fahnhorst, second-round choice from Minnesota, will be looked at as a tight end, but may end up as an interior lineman. Only one wide receiver was drafted—strong Clint Haslerig, 4th-round selection from the University of Michigan. **Fast, quality group with outstanding talent among the starters and unusually gifted reserves.**

Running Backs: For the first time since 1965, when they drafted Willard, the 49ers took a running back as their first choice with the hope that Alabama's Wilbur Jackson can do for them what the addition of Chuck Foreman did for the Minnesota Vikings last year, or Franco Harris did for Pittsburgh earlier. Jackson's credentials are impressive, as are those of the other running backs San Francisco drafted—Del Williams (2b) of Kansas, Sammy Johnson (4b) of North Carolina, and Manfred Moore (9) of USC. However, none of the rookies will have an easy job unseating the incumbents, Vic Washington and Larry Schreiber, both high-quality backs in their own right. Washington battled injury all season in 1973, still managed to be the club's leading ground gainer, leading kickoff returner, 4th-leading pass receiver. Schreiber was to have been the starting fullback, but was put down by a knee injury and subsequent surgery after the 4th game. If completely recovered, he is a tough, hard-to-tackle power back. Other veteran talent available includes eight-year man Doug Cunningham, Randy Jackson, who came from Buffalo in a trade but was injured and played hardly at all, and second-year man Dave Atkins, from Texas-El Paso, who showed flashes of brilliance late last season. **The infusion of the young backs into this group is of key importance. Should they take hold, the 49ers can have one of the most dangerous offenses in the NFL.**

Quarterback: The seemingly-endless reign of John Brodie is over, ended by his retirement at the end of the 1973 season. Heir apparent is Steve Spurrier, most of whose seven-year career to date has been spent watching from the sidelines. In his one call to duty, in 1972 when Brodie was injured, Spurrier responded in sensational fashion, turning the club around and driving it to its third NFC title. Last year, he was actually the club's leading passer (83 completions, 157 attempts for 882 yards, four TDs, seven interceptions), but the unsettled QB situation prohibited him establishing much continuity. During Brodie's years Spurrier offered continuing challenge. Now, he faces similar challenge from strong-armed Joe Reed, who played long enough and well enough last year to establish credibility as a bonafide NFL prospect. Reed goes into his third season. Then there is another strong-armed prospect coming back, he being big, left-handed Dennis Morrison, 6-3, 207, who spent last season on the 49er inactive list after having been drafted 14th out of Kansas State. San Francisco drafted another strong arm in the late rounds this year, Tom Owen, of Wichita, in the 13th round. **Could develop into a highly-competitive situation, but Spurrier, based on years of learning experience and 1972 performance, is definitely No. 1.**



STEVE SPURRIER

FORTY NINER PROSPECTUS — 1974

OFFENSE

Receivers: Superior veteran talent abounds in the persons of wide receivers Gene Washington and Danny Abramowicz and tight end Ted Kwalick, and there is outstanding reserve strength available from veteran receiver Dick Witcher, former starting wide receiver who now



GENE WASHINGTON

backs up Kwalick, John Isenbarger, young veteran Ed Beverly and Mike Bettiga, on last year's 47-man roster, but inactive. And there is the ever-springing hope that Terry Beasley, who in two seasons since being the 49ers' No. 1 draft choice in 1972, has caught one pass for 20 yards in league play, can get in an injury-free season. Rookie Keith Fahnhorst, second-round choice from Minnesota, will be looked at as a tight end, but may end up as an interior lineman. Only one wide receiver was drafted—strong Clint Haslerig, 4th-round selection from the University of Michigan. **Fast, quality group with outstanding talent among the starters and unusually gifted reserves.**

Running Backs: For the first time since 1965, when they drafted Willard, the 49ers took a running back as their first choice with the hope that Alabama's Wilbur Jackson can do for them what the addition of Chuck Foreman did for the Minnesota Vikings last year, or Franco Harris did for Pittsburgh earlier. Jackson's credentials are impressive, as are those of the other running backs San Francisco drafted—Del Williams (2b) of Kansas, Sammy Johnson (4b) of North Carolina, and Manfred Moore (9) of USC. However, none of the rookies will have an easy job unseating the incumbents, Vic Washington and Larry Schreiber, both high-quality backs in their own right. Washington battled injury all season in 1973, still managed to be the club's leading ground gainer, leading kickoff returner, 4th-leading pass receiver. Schreiber was to have been the starting fullback, but was put down by a knee injury and subsequent surgery after the 4th game. If completely recovered, he is a tough, hard-to-tackle power back. Other veteran talent available includes eight-year man Doug Cunningham, Randy Jackson, who came from Buffalo in a trade but was injured and played hardly at all, and second-year man Dave Atkins, from Texas-El Paso, who showed flashes of brilliance late last season. **The infusion of the young backs into this group is of key importance. Should they take hold, the 49ers can have one of the most dangerous offenses in the NFL.**

Quarterback: The seemingly-endless reign of John Brodie is over, ended by his retirement at the end of the 1973 season. His apparent heir is Steve Spurrier, most of whose seven-year career to date has been spent watching from the sidelines. In his one call to duty, in 1972 when Brodie was injured, Spurrier responded in sensational fashion, turning the club around and driving it to its third NFC title. Last year, he was actually the club's leading passer (83 completions, 157 attempts for 882 yards, four TDs, seven interceptions), but the unsettled QB situation prohibited him establishing much continuity. During Brodie's years Spurrier offered continuing challenge. Now, he faces similar challenge from strong-armed Joe Reed, who played long enough and well enough last year to establish credibility as a bonafide NFL prospect. Reed goes into his third season. Then there is another strong-armed prospect coming back, he being big, left-handed Dennis Morrison, 6-3, 207, who spent last season on the 49er inactive list after having been drafted 14th out of Kansas State. San Francisco drafted another strong arm in the late rounds this year, Tom Owen, of Wichita, in the 13th round. **Could develop into a highly-competitive situation, but Spurrier, based on years of learning experience and 1972 performance, is definitely No. 1.**



STEVE SPURRIER

FORTY NINER PROSPECTUS — 1974

OFFENSE (Continued)

Line: During the past two seasons, "The Protectors," a nickname the 49er offensive line earned a few years ago when it was setting NFL records for protecting QBs, have been decimated by injury. Durable guard Woody Peoples is the only one who has not been forced



LEN ROHDE

to miss at least a part of a game because of injury, although tackle Len Rohde has been able to maintain his streak of consecutive games and move it to 194 while playing hurt. Last year the other regular tackle, Cas Banaszek, played only nine games, guard Randy Beisler played most of the year with a broken wrist, and All-Pro center Forrest Blue fought through knee and shoulder problems. The result was that young linemen John Watson and Jean Barrett got in quite a bit of playing time. Watson, going into his fourth year, played well enough to be considered a strong starting job candidate this year at either guard or tackle. When everyone is healthy this is still a formidable unit and the added playing time that Watson and Barrett spent last year can only be a plus. Reserve guard Ed Hardy, inactive most of the year, was also pressed into service from time to time and picked up valuable experience. Second-round draft choice Keith Fahnhorst played tight end at Minnesota and he will be looked at in that position, but most 49er reports projected him as an interior offensive lineman, so he may join "The Protectors." Eighth-round choice Jim Schnietz, a tackle at Missouri, will get a look at guard. He was the only other offensive lineman drafted. **When healthy, this is still an outstanding offensive line, with the added advantage of having young, experienced players available when needed.**

DEFENSE

Line: The tackle situation is critical with superb veteran Charlie Krueger having retired and the other starter, Bob Hoskins, recovering from a critical illness and his future participation uncertain. To combat the situation, the 49ers drafted UCLA's huge, 6-6, 278, Bill Sandifer in the first round, added Alabama's big Mike Raines, 6-6, 255, and are expecting help from now-unretired veteran Stan Hindman, who actually came out of retirement last season, but was never activated. Hindman was San Francisco's No. 1 draft choice prior to the 1966 season, was a starting defensive end, later moved to tackle. Capable Bill Belk enters his seventh season as an outstanding backup defensive end after having impressed last year with some special situation duty as a tackle, as did regular backup tackle Rolf Krueger, Charlie's younger brother. So, the potentially critical situation at tackle is being dealt with. There should be no problem at end where Tommy Hart, at left, and Cedrick Hardman, at right, form as strong a pass rush tandem as there is in the NFL. Both are fast, quick, strong—and young. **Potential problem here revolves around the tackle situation. Some of the young people must come through.**

Linebackers: Virtually every area of play for the 49ers was hit by key injury last year and the linebacking corps was no exception. Regular right side starter Skip Vanderbundt played in only nine games before injury stopped him and forced rookie Willie Harper into the starting lineup. Jim Sniadecki had been the backup outside linebacker, but he was moved to the middle, eventually became the starter after Harper had showed good promise. Sniadecki and veteran Frank Nunley return to the middle position and may be joined by a now-healthy Vanderbundt as Coach Dick Nolan attempts to shore up a critical area. Nolan is obviously not satisfied with the linebacking personnel since San Francisco did not draft a linebacker until very late rounds. Harper seems likely to hold his starting position on the right, with Charlie Hunt, also a rookie



DAVE WILCOX

FORTY NINER PROSPECTUS — 1974

DEFENSE (Continued)

last year, as backup. With three good veterans like Vanderbundt, Nunley and Sniadecki attacking the problem, the middle situation should be successfully resolved, and there is everybody's perennial All-Pro Dave Wilcox making the left side almost impenetrable, a deterrent of formidable dimensions. There is one holdover from last year who could definitely



JIM JOHNSON

figure, Indiana's big Mike Fulk, a fifth-round choice last year who suffered a knee injury in training camp, underwent surgery and never played. He is considered a good prospect. Last year's utility backup, Dave Olerich, has been traded, and the only rookie draftee coming to camp is Penn State's Tom Hull, a 12th-round selection. **Good talent available throughout here. This is a strong situation, needing only stability in the middle.**

Secondary: Jimmy Johnson, at left corner, Bruce Taylor, at right, and Mel Phillips, at strong safety, are sound, very effective veterans. Johnson struggled with injury last year, as did Phillips, but both stayed in and played well. Phillips won the club's Len Eshmont Award, for inspirational and courageous play, while Johnson picked off four interceptions. Taylor had his best year as an interceptor, leading the club with six. Young veterans Windlan Hall and Ralph McGill will probably battle for the free safety job, and rookie Mike Holmes, last year's No. 1 draft choice who was injured in the pre-season and never played, is expected to make an impact. He will probably begin as a corner back, maybe later see some work at safety, the position he played in college. Hall eventually was the starting free safety last year with McGill backing up at the corners. Nolan is apparently fairly satisfied with the people available. San Francisco did not draft a defensive back until Round Eleven, when it took Greg Battle, of Colorado State. **This is a well-staffed unit, with outstanding young talent ready to make a strong contribution.**

SPECIAL TEAMS

Bruce Gossett is the NFL's most efficient place kicker, Tom Wittum was the NFC's top punter in 1973 and Bruce Taylor led the NFL in punt returns and Vic Washington ranked 10th in the NFC in kickoff returns. Obviously the key individual specialists for San Francisco are outstanding. There will be a new special teams coach, Rich Brooks, formerly with the Los Angeles Rams in the same capacity, so the special teams area seems in good shape. Among the newcomers, Mike Holmes, Del Williams and Clint Haslerig all come with good reputations as collegiate kick returners.



BRUCE GOSSETT



TENTATIVE PERSONNEL CHART — 1974

(Final Game **STARTERS** listed in **CAPITALS**)

OFFENSE

Wide Receivers: GENE WASHINGTON, DANNY ABRAMOWICZ. Other veterans—Terry Beasley, Ed Beverly, Mike Bettiga, John Isenbarger. Rookies—Clint Haslerig (4a), Glenn Damato (FA).

Tight End: TED KWALICK. Other veterans—Dick Witcher. Rookies—Keith Fahnhorst (2a).

Tackles: LEN ROHDE, JOHN WATSON. Other veterans—Cas Banaszek, Jean Barrett. Rookies—Keith Fahnhorst (2a), Jim Schnietz (8), Tom Frazier (FA).

Guards: RANDY BEISLER, WOODY PEOPLES. Other veterans—John Watson, Edgar Hardy. Rookies—Jim Schnietz (8).

Centers: FORREST BLUE. Other veterans—Jean Barrett, John Watson. Rookies—None.

Quarterbacks: JOHN BRODIE*. Other veterans—Steve Spurrier, Joe Reed, Dennis Morrison. Rookies—Tom Owen (13).

Running Backs: VIC WASHINGTON, KEN WILLARD**. Other veterans—Larry Schreiber, Doug Cunningham, Dave Atkins, Randy Jackson. Rookies—Wilbur Jackson (1a), Del Williams (2b), Sammy Johnson (4b), Manfred Moore (9), Don Johnson (FA), Larry Lloyd (FA), Fred Riley (FA).

DEFENSE

Ends: TOMMY HART, CEDRICK HARDMAN. Other veterans—Bill Belk. Rookies—Walt Williamson (16).

Tackles: CHARLIE KRUEGER*, BOB HOSKINS. Other veterans—Rolf Krueger, Stan Hindman. Rookies—Bill Sandifer (1b), Mike Raines (6).

Linebackers: DAVE WILCOX (left); JIM SNIADOCKI (middle); WILLIE HARPER (right). Other veterans—Skip Vanderbundt, Frank Nunley, Charlie Hunt. Rookies—Tom Hull (12).

Secondary: JIMMY JOHNSON (lcb); BRUCE TAYLOR (rcb); MEL PHILLIPS (ss); WINDLAN HALL (fs). Other veterans—Ralph McGill. Rookies—Mike Holmes (1-'73), Greg Battle (11), Reedy Hall (FA).

Kicking: BRUCE GOSSETT (k). TOM WITTUM (p). Other veterans—None.

*Retired at end of 1973 season.

**Traded to St. Louis.



VIC WASHINGTON



LARRY SCHREIBER



MEL PHILLIPS

PLAYER BIOGRAPHIES

The Veterans

(Ages shown in parentheses as of 9/15/74)



No. 46 DANNY ABRAMOWICZ

Pos.	Born	Ht.	Wt.	College	NFL Yr.	Off-Season Residence
WR	6/13/45 (29)	6-1	195	Xavier	8	New Orleans, La.

Joined 49ers: From New Orleans in trade (draft choices) prior to 3rd game of 1973 season.

PRO: Became a 49er starter one game after having joined the club after the first two games of the 1973 season. Had played in two games as a Saint prior to coming to San Francisco, played in all 12 of the remaining games as a 49er, started the final 11. Caught 35 passes for 442 yards, one TD to extend his career consecutive-game pass receiving mark to 91. NFL record is 96 set by Lance Alworth. Best day as a 49er came against his old teammates when he caught four passes for 101 yards and a TD in leading

the 49ers to a 40-0 win over the Saints. Wound up the year 3rd-ranked 49er receiver, 17th in the NFC. Still holds all of New Orleans's pass receiving records after having been that club's 17th-round draft choice prior to the 1967 season. Has missed only one game in his entire career. Is considered strong blocker. Underwent off-season knee surgery.

COLLEGE: Three-year letterman at Xavier. College career figures of 120 catches for 1,685 yards and 14 TDs—all Xavier career records. Top college season was as a junior when he caught 68 passes for 738 yards and 10 TDs.

PERSONAL: Born in Steubenville, O., where he attended Catholic Central High School. Lives in the New Orleans suburb of Metairie, has business interests in New Orleans. Married, wife's name is Claudia, they have two sons, Danny Joe, 6, and Andy, 3, and a daughter, Stephanie, 2.

ABRAMOWICZ'S CAREER RECORD:

RECEIVING

Year	Caught	Yds.	Avg.	TDs	Year	Caught	Yds.	Avg.	TDs
1967	50	721	14.4	6	1971	37	657	17.8	5
1968	54	890	16.4	7	1972	38	668	17.6	7
1969	73	1,015	13.9	7	1973*	37	460	12.4	1
1970	55	906	16.5	5					
					Totals	344	5,317	15.5	38

* Caught two passes for 18 yards with New Orleans before joining 49ers.



No. 28 DAVID CHARLES ATKINS

Pos.	Born	Ht.	Wt.	College	NFL Yr.	Off-Season Residence
RB	5/18/49 (25)	6-1	210	Texas-El Paso	2	El Paso, Tex.

Joined 49ers: No. 8 draft choice prior to 1973 season.

PRO: Played very little last year but did some impressive things when he was in there—like a 54-yd. kickoff return under heavy attack against Philadelphia. It was the 49ers' longest KO return of the year. Carried the ball only four times from scrimmage for 19 yards, but scored the club's final TD of the year against Pittsburgh. Returned a total of three kickoffs for 93 yards. Worked with a weight-training program in the off-season and added 16 pounds.

COLLEGE: Gained 793 yards in 150 carries, scored six TDs in three-year varsity career at UTEP. Was starter and tri-captain as a senior. Timed at 4.75 seconds in football gear for 40 yards. Transferred to UTEP after freshman year at New Mexico Military Institute.

PERSONAL: Born in Victoria, Tex., where he grew up and went to high school. At Victoria HS earned two letters as a fullback and one as a high hurdler in track. Has three brothers, three sisters. Dave is not married.

THE VETERANS

(Ages shown in parentheses as of 9/15/74)



No. 79 CASIMIR JOSEPH BANASZEK (BANA-zek)

Pos.	Born	Ht.	Wt.	College	NFL Yr.	Off-Season Residence
T	12/24/45 (28)	6-3	256	Northwestern	7	San Carlos, Calif.

Joined 49ers: 1b-'67 (1a was Steve Spurrier). Activated in '68.

PRO: Generally recognized as one of the most effective tackles around. Superior pass blocker. He has been hobbled by leg injuries the past two seasons missing one game in 1972 and able to play in only nine last year. No surgery required, however. Drafted originally as a linbacker, an ankle injury kept him out of what would have been his first year (1967). Returned next year scheduled to play tight end, but trade and injury opened a tackle position and he moved into a starting job, which he has never relinquished. Has served as offensive captain for the past three seasons.

COLLEGE: Was a tight end for three seasons at Northwestern, All-Big 10 and played in the North-South game after his senior year. Earned three varsity letters and holds Northwestern's career record for pass receptions at 88. Earned one baseball letter at 1st base. Came to college from Gordon Tech high school in Chicago where he earned three letters each in football, basketball and baseball. Was All-State and MVP in both football and basketball.

PERSONAL: Born in Chicago. Is one of five children (2 brothers, 2 sisters). Is married and he and wife, Diana, have a daughter, Jennifer Lynn (4/15/69), and a son, Casimir III (8/4/71). Now lives full time in The Bay Area, plays with the 49er basketball team in the off-season. Is an outstanding golfer. He and offensive line mates Len Rohde and Randy Beisler are in business together, a cocktail lounge in Los Altos, Calif.



No. 77 JEAN (Gene) MARTIN BARRETT, JR.

Pos.	Born	Ht.	Wt.	College	NFL Yr.	Off-Season Residence
C-T	5/24/51 (23)	6-6	254	Tulsa	2	Tulsa, Okla.

Joined 49ers: No. 2-b draft choice prior to the 1972 season.

PRO: Served as both backup center and tackle last season, his first full year on the regular roster after having been a taxi squad member through the 1972 season. Saw action in either a backup role or as a member of the special units in 14 games in 1973. Considered a fine prospect with outstanding athletic ability and size.

COLLEGE: Started for three years at Tulsa, finished his career as an All-Conference choice and played in the Blue-Gray Game after his senior year. Was the biggest player on the Tulsa squad as a senior.

PERSONAL: Born in Ft. Worth, Tex., but graduated from W. T. White HS in Dallas. Was the first football player ever to receive an athletic scholarship from that school. Has younger brother and sister. Is married, and he and wife Jane are the parents of a son, John Carl (9/19/73). Lives in Tulsa in the off-season, where he has worked in construction on housing development projects.



No. 83 TERRY PAUL BEASLEY

Pos.	Born	Ht.	Wt.	College	NFL Yr.	Off-Season Residence
WR	2/5/50 (24)	5-11	186	Auburn	2	Prattville, Ala.

Joined 49ers: No. 1 choice prior to 1972 season.

PRO: Missed all of last season after a shoulder dislocation and subsequent surgery stopped him in the pre-season. It was the second year that injuries had taken him out of action. He was active for eight games in his rookie year after surviving a series of injuries, played sparingly in the latter stages of the season, caught one pass for 20 yards. Great speed, good hands still make him a strong prospect.

COLLEGE: Consensus All-American in 1971 after a 3-yr. collegiate career in which he caught 143 passes for 2,507 yds. and 29 TDs. Total TDs and total yardage are both SEC career records. Averaged a TD for every 5 passes caught in college. Scored 12 TDs in each of his last two seasons, an Auburn record. As indoor track man set Auburn record of 6.1 seconds in 60-yd. dash. In Sugar Bowl against Oklahoma, caught six passes for 117 yds.

PERSONAL: Born in Montgomery, Ala., played both defensive back and split end at Robert E. Lee HS there earning two varsity letters. Three-year track letterman as sprinter winning state titles in 60, 100 and 220-yd. dashes. Has three brothers. Married, and he and wife, Joanne, are parents of two daughters, Wendy (3/22/71), and Tara Britney (5/27/73). Terry spent the off-season going to school and has worked with the U.S.S. Alabama Commission as a member of a group promoting tourism for the State of Alabama.

THE VETERANS

(Ages in parentheses as of 9/15/74)



No. 65 RANDALL (Randy) LEE BEISLER (BY-sler)

Pos.	Born	Ht.	Wt.	College	NFL Yr.	Off-Season Residence
G	10/24/44 (29)	6-5	244	Indiana	9	Woodside, Calif.

Joined 49ers: Just before first league game of 1969 season via trade that sent George Mira to Philadelphia Eagles.

PRO: Played in all 14 games last year despite a wrist injury and surgery that forced him out of his starting job for part of the year. Served as backup guard and tackle in his first season as a 49er, but took over as starting guard in 1970. Very strong, with good quickness and speed. Was a defensive tackle for three seasons at Philadelphia after having been the Eagles' 1st-round draft choice prior to the 1966 season.

COLLEGE: Outstanding collegian who served most of his playing time end in the North-South All-Star Game, the Senior Bowl and the College All-Star Game.

PERSONAL: Born in Gary, Ind. Is married and he and wife, Judy, are the parents of two daughters, Candice Elizabeth (2/18/69) and Devon (5/24/72). Randy is associated with teammates Len Rohde and Cas Banaszek in a cocktail lounge in Los Altos, Calif. Randy also holds a California real estate license. Plays a lot of tennis in the off-season and basketball with the 49er team.



No. 72 WILLIAM ARTHUR BELK

Pos.	Born	Ht.	Wt.	College	NFL Yr.	Off-Season Residence
DE-DT	2/19/46 (28)	6-4	242	Md.-Eastern Shore	7	Lancaster, S.C.

Joined 49ers: No. 6a prior to the 1968 season.

PRO: Reliable defensive lineman who has spent most of his career to date as an end, but saw quite a bit of action as a tackle last year, affording strong inside pass rush in special situations. Played in 13 games last year. Also a keystone member of the special units. Earned a starting DE job as a rookie, started for two seasons.

COLLEGE: Played tight end and defensive end in earning 4 letters at Maryland State. Was All-Conference in 1966-67. Co-captain of the squad in his senior year, made the honor roll and the Dean's academic list, worked on the college newspaper and year book. Graduated with a degree in business education.

PERSONAL: Born in Lancaster, S.C., where he still makes his home. One of eight children (4 sisters, 3 brothers). Married, wife's name is Linda and they are parents of a son, William Alexander (8/21/73). Bill owns an auto and sporting goods store in Lancaster. Lists fishing, bowling and camping as hobbies.



No. 80 MICHAEL JOHN BETTIGA (Bet-TEE-ga)

Pos.	Born	Ht.	Wt.	College	NFL Yr.	Off-Season Residence
WR	9/10/50 (24)	6-3	193	Cal St.-Humboldt	1	Eureka, Calif.

Joined 49ers: No. 15 prior to the 1973 season.

PRO: Was activated briefly last year, but did not play. Spent most of year as a member of the 47-man squad after having shown well in the pre-season. Worked with a weight program in the off-season and added 12 pounds over last year's listed weight.

COLLEGE: Started for two seasons as Cal State-Humboldt, caught 81 passes for 1,461 yards (18-yds.-per-catch avg.) and 13 TDs. Spent first two years of college career at College of Redwoods (Visalia, Calif.) where he earned two varsity letters each in basketball and track, one in football.

At Humboldt earned two letters in football, basketball and track, was All-Conference in both football and basketball and All-American in track in both his junior and senior years. In 1972 was NCAA college division champion in the 120-yd. high hurdles. Covered the distance in 13.8 seconds.

PERSONAL: Born in Scotia, Calif., went to Fortuna Union HS in Fortuna, Calif. Did not play high school football, but earned two basketball letters and four in track. Has two brothers, one sister. Married, wife's name is Yvonne and they have a daughter, Maren (11/27/71). Mike completed work on a degree in PE and minor in history in the off-season.

THE VETERANS

(Ages shown in parentheses as of 9/15/74)



No. 81 EDWARD LOUIS BEVERLY

Pos.	Born	Ht.	Wt.	College	NFL Yr.	Off-Season Residence
WR	9/27/49 (24)	5-11	168	Arizona State	2	Harrisburg, Pa.

Joined 49ers: No. 5b prior to 1973 season.

PRO: Activated and played in two games last year, primarily as special teams member. No pass receptions. Had a promising pre-season, but then ran into a series of injuries that slowed his progress.

COLLEGE: Earned three letters at ASU as split end, full-time starter in senior season. Second-team All-Conference (WAC) and chosen to sophomore All-American team after the 1970 season. Recovered from knee surgery suffered in 1971 spring drills, played sparingly as a junior. Caught 40 passes for 577 yards, five TDs in three years at ASU for 14.4 yds. per catch avg.

PERSONAL: Born in Harrisburg, Pa., was prep All-American there. Also earned four track letters as hurdler. Married, wife's name is Theresa. They have two children, Edward Louis III (8/26/69) and Raquel (10/22/71).



No. 75 FORREST MURRELL BLUE

Pos.	Born	Ht.	Wt.	College	NFL Yr.	Off-Season Residence
C	9/7/45 (29)	6-5	261	Auburn	7	Los Altos, Calif.

Joined 49ers: No. 1 draft choice prior to the 1968 season.

PRO: All-Pro center and NFC starter in the Pro Bowl for the past three years and has not missed a game since the start of the 1969 season despite having had some injury problems the past two years. Has also served duty on some 49er special teams from time-to-time. Has scored one TD as a pro, a 25-yd. fumble return against New England in 1971.

COLLEGE: Earned 3 varsity letters at center and some All-America recognition in his senior year. Played in the Blue-Gray, Senior Bowl and College All-Star post season games. Auburn captain his senior year. Also played baseball at Auburn, graduated with a degree in economics.

PERSONAL: Born in Marfa, Tex., but grew up in Tampa, Fla., with three older sisters, one younger sister. Married, wife's name is Anne, and they are parents of two daughters, Brandi Nichole (11/13/70) and Britney Lyn (11/5/72). Has a sales development and manufacturing business in Sunnyvale. Lists hobbies as golf, hunting and fishing.



No. 42 JULIAN DOUGLAS CUNNINGHAM

Pos.	Born	Ht.	Wt.	College	NFL Yr.	Off-Season Residence
RB	9/14/45 (29)	6-0	195	Mississippi	8	Louisville, Miss.

Joined 49ers: No. 6 draft choice prior to 1967 season.

PRO: Made a comeback of sorts last year in a revival of a career that had virtually been stopped by injury. Played in 14 games last year after having played in only four the season before. Last year, as a backup, carried 44 times for 165 yards, one TD, caught 15 passes for 118 yards, returned eight kickoffs for 173 yards. Despite the fact that he has not returned punts for three years, still ranks among the top 15 active punt returners in the NFC with a 9.1-yd. avg. Injury has bugged his entire career, although he was healthy enough to survive two seasons (1969, 1970) as a starter.

COLLEGE: Played tailback and wingback at Mississippi in earning three varsity letters and winning All-Southern Conference honors. Played in the Senior Bowl.

PERSONAL: Born in Louisville, Miss., as were his mother, father, four sisters and brother. Owns and operates a clothing store in his hometown in the off-season. Nickname is "Goober." Not married.



No. 55 MICHAEL JOSEPH FULK

Pos.	Born	Ht.	Wt.	College	NFL Yr.	Off-Season Residence
LB	3/1/51 (23)	6-3	229	Indiana	1	Russaviille, Ind.

Joined 49ers: No. 5a prior to 1973 season.

PRO: Was an injured reserve entire 1973 regular season after knee injury and subsequent surgery struck him down after third day of pre-season camp.

COLLEGE: Had an outstanding career at Indiana capped by All-America selection and participation in the East-West Shrine Game and the Senior Bowl. Earned three varsity letters, starter all three seasons as middle line-backer. Served as backup place kicker. Majored in education.

PERSONAL: Born in Kokomo, Ind., was all-around athlete at Western HS in Russaviille, Ind., earning three letters in football, three in basketball, two in baseball (out-fielder) and three in track (hurdler, relay runner). Has brother and sister. Not married.

THE VETERANS

(Ages in parentheses as of 9/15/74)



No. 30 BRUCE GOSSETT

Pos.	Born	Ht.	Wt.	College	NFL Yr.	Off-Season Residence
K	11/9/41 (32)	6-1	227	Richmond	11	Cupertino, Calif.

Joined 49ers: From Rams in trade (Kermit Alexander, draft choice) prior to 1970 season.

PRO: The most reliable and efficient field goal kicker in the NFL last season, Gossett hit 80 percent of his FG attempts (26 of 33) and 100% of his extra points (26 of 26) to score 104 points, the sixth time he has scored 100 or more points in his pro career, and lead 49er scoring for the 4th-consecutive year. It was his finest year, one in which he set a 49er and personal record for FG distance (54 yds. against New Orleans, 10/21/73), and had a consecutive streak of 13 for 13, which covered a five-game set and ranks

as the second-longest in NFL history (16 of 16 by Jan Stenerud is the longest). Also hit 5 for 5 against Denver for a 49er single-game record. Gossett now has a total of 973 points (208 FGs, 349 EPs) in 10 seasons, ranks 8th on the all-time NFL point table, third among active kickers in the NFC (Fred Cox, Jim Bakken are 1-2). He has a career FG percentage of 62 (208 of 336), and has hit 98 percent of his extra points (349 of 356). Served six seasons as Los Angeles' leading scorer after making the club as a free agent prior to the 1964 season.

COLLEGE: Gossett played for three different colleges in Virginia and Pennsylvania, wound up as a punter and place-kicker at Richmond.

PERSONAL: Born in Canonsburg, Pa. and attended Cecil Township H.S. Now lives in Cupertino, Calif., and has been active in The Bay Area as chairman of the annual March of Dimes pro athlete decathlon, has done Chamber of Commerce public relations work and been the "color" commentator on area broadcasts of professional soccer. Married, and he and wife, Jeanette, are parents of two children, daughter Kimberly Renae (4/12/69), and son Danny (11/4/66).

GOSSETT'S SCORING RECORD

	XPA	XPM	FGA	FGM	Pts.
1964	33	31	24	18	85
1965	32	30	26	15	75
1966	29	29	49	28	113
1967	48	48	43	20	108
1968	37	37	31	17	88
1969	36	36	34	22	102
1970	41	39	31	21	102
1971	32	32	36	23	101
1972	42	41	29	18	85
1973	26	26	33	26	104
Totals	356	349	336	208	963

GOSSETT'S FIELD GOAL ACCURACY RECORD

	1-19	20-29	30-39	40-49	50-59	Total	Long.
1964	4-4	5-6	6-8	3-4	0-2	18-24	44
1965	6-7	2-3	3-6	4-9	0-1	15-26	49
1966	14-14	5-8	7-14	2-13	0-0	28-49	48
1967	5-5	9-13	2-10	4-10	0-5	20-43	47
1968	5-6	8-10	4-7	0-7	0-1	17-31	37
1969	7-7	8-8	6-7	1-11	0-1	22-34	44
1970	5-6	7-7	2-5	7-10	0-3	21-31	48
1971	7-7	5-5	6-13	5-11	0-0	23-36	48
1972	4-4	4-5	4-4	5-12	1-3	18-29	50
1973	4-4	9-12	8-9	4-7	1-1	26-33	54
Totals	61-64	62-67	48-83	35-94	2-17	208-336	54

APR



No. 43 WINDLAN EDESEL HALL

Pos.	Born	Ht.	Wt.	College	NFL Yr.	Off-Season Residence
S	3/11/50 (24)	5-11	175	Arizona State	3	Redwood City, Cal.

Joined 49ers: No. 4 choice prior to 1973 season.

PRO: Won the starting free safety job last year after having served his rookie season as a member of special teams and backup man at both corner, free and strong safety. In two seasons has earned a reputation as tough hitter. Also has good speed and range. Intercepted one pass his rookie season, one last year, but scored two TDs last year on recoveries, one of which included a 66-yd. return of a fumble against the Eagles. The other came on a punt which he blocked into the end zone, then covered against Pittsburgh. Returned one kickoff for 14 yards last year. Underwent off-season knee

surgery, but is fully recovered.

COLLEGE: Gained the optimum respect as a collegiate cornerback in that opponents didn't throw in his direction very much. Starter for three years. Senior year was credited with 54 unassisted tackles, 19 pass deflections and six interceptions. Majored in mathematics at ASU, with secondary education and physical education as minors.

PERSONAL: Born in Los Angeles, but graduated from Gardena, Calif., High School. Has three brothers, one sister. Brother Reedy also played defensive back at ASU and reported to the 49ers as a free agent signee this year. Windlan is not married.

THE VETERANS

(Ages in parentheses as of 9/15/74)



No. 86 CEDRICK WARD HARDMAN

Pos.	Born	Ht.	Wt.	College	NFL Yr.	Off-Season Residence
DE	10/4/48 (25)	6-4	251	North Texas	5	Redwood City, Calif.

Joined 49ers: No. 1a prior to the 1970 season (1b was Bruce Taylor).

PRO: Beginning his fourth year as a 49er starter now established as one of the more formidable pass rushers in the game. In four seasons has been credited with 55 single-handed QB sacks. Combines strength, speed and mobility. Had knee surgery in March of 1972, but is fully recovered. Started in the Pro Bowl for the NFC after the 1971 season.

COLLEGE: Late-blooming college performer who finally settled at defensive end as a senior and turned in a sensational final year. Originally reported to North Texas State as a 5-11, 185-pound freshman, worked at

both offensive and defensive back. By his junior year, however, he weighed 240, stood 6-3 and became an immediately successful defensive lineman. As a senior, he was All-MVC, played in both Blue-Gray and Senior Bowl games, in each of which he was selected the outstanding defensive player.

PERSONAL: Born in Houston, Tex., where his family still lives. Graduated from Houston's Carver HS where he was a basketball player (guard and forward), a baseball player (pitcher) as well as a football player. Now lives in The Bay Area fulltime, plays with the 49er basketball team in the off-season. Has done some acting and record promotion in the off-season.



No. 63 EDGAR HARDY

Pos.	Born	Ht.	Wt.	College	NFL Yr.	Off-Season Residence
G	3/11/51 (23)	6-4	242	Jackson State	2	Redwood City, Cal.

Joined 49ers: No. 7 choice prior to the 1972 season.

PRO: Activated last year and played in three games after having been a taxi squad member through the 1972 season. Underwent off-season knee surgery. Has unusual speed and quickness, considered especially effective as a pulling guard.

COLLEGE: Lettered four years at guard at Jackson State. Majored in education and made the college honor roll three of his four years. Earned award as outstanding downfield blocker.

PERSONAL: Born in Magee, Miss., graduated from Harper HS in Mendenhall, Miss. Has three brothers, four sisters. Lives in Redwood City, Calif., in the off-season. Worked in San Francisco's juvenile hall in the off-season. Married, wife's name is Fannie.



No. 59 WILLIE MILES HARPER

Pos.	Born	Ht.	Wt.	College	NFL Yr.	Off-Season Residence
LB	7/30/50 (24)	6-2	215	Nebraska	2	Lincoln, Neb.

Joined 49ers: No. 2 choice prior to the 1973 season.

PRO: Became a starter on the right side in the fourth game of last season after Skip Vanderbundt was injured. Held the job the remainder of the year and turned in an outstanding rookie performance. Also a superior special teams performer. Good speed and range.

COLLEGE: Consensus All-America defensive end for two years after earning sophomore Lineman of the Year honors. Earned three varsity letters at Nebraska, played some middle guard and running back before settling in as a defensive end. Had a career record of 178 tackles (90 unassisted), including 40 in

which he threw opposing ball carriers for a remarkable 258 yards in losses.

PERSONAL: Born in Toledo, Ohio, earned two football letters, three in basketball and one in track (discus) at J. W. Scott High School. Football coach there was former Nebraska and Cardinal great, Bill "Thunder" Thornton. Has one brother, four sisters. Not married.

THE VETERANS

(Ages in parentheses as of 9/15/74)



No. 53 TOMMY LEE HART

Pos.	Born	Ht.	Wt.	College	NFL Yr.	Off-Season Residence
DE	11/7/44 (29)	6-4	249	Morris Brown	7	Atherton, Calif.

Joined 49ers: No. 10 choice prior to 1968 season.

PRO: Has been a starter at the left side for the past four seasons and has developed into one of the most effective and reliable 49er offensive performers. In his four seasons as a starter to date has averaged 17 single-handed QB sacks and 80 unassisted tackles a season, an outstanding and consistent performance. Effectiveness shown by having drawn 129 double-team blocks last year. Has great speed (4.7 seconds for 40 yds. in gear), ran a fumble recovery 63 yds. for a TD three years ago against St. Louis. Came to the 49ers as a 213-pound linebacking prospect. Maintains a rigid

weight training program throughout the year.

COLLEGE: Earned four varsity football letters as a "both ways" performer, playing offensive guard and offensive tackle, defensive tackle and defensive end. He was All-Conference three years, second-team NAIA All-American his senior year. Also has three letters in track as a sprinter/shut putter. Had a :09.7 in the 100-yd. dash, :48.0 in 440-yd. dash.

PERSONAL: Born in Macon, Ga., one of 8 children (2 brothers, 5 sisters). Attended Ballard Hudson High School in Macon. Married, wife's name is Cherrie, and they have three daughters, Sebrina (12/6/65), Ywakita (10/21/68) and Tanya (12/27/71). Tommy has worked as a counselor at the Youth Guidance Center for the past several years in the off-season.



No. 74 STANLEY CHATHAM HINDMAN (HYND-man)

Pos.	Born	Ht.	Wt.	College	NFL Yr.	Off-Season Residence
DT	3/1/44 (30)	6-3	240	Mississippi	7	Redwood City, Cal.

Joined 49ers: No. 1 draft choice prior to the 1966 season.

PRO: Retired after the 1970 season after battling two years with injury, but rejoined the 49ers early last season to resume his career. Spent 1973 re-learning as a member of the 47-man squad, but was never activated. Became a starting defensive end after his rookie year and started for three seasons before injury began to slow him. Moved to tackle where he played in 1969-70. Strong, with good speed and quickness.

COLLEGE: Played offensive guard and middle guard on defense for All-America and All-Conference honors at Ole Miss. Earned three varsity

letters in football, two in track (discus).

PERSONAL: Born in Houlton, Maine, but grew up in Newton, Miss. As a high school athlete, earned letters in football, baseball, basketball and track. Is an accomplished painter and sculptor, holds a degree in architecture. Married, wife's name is Beth. They expect their first child in August.



No. 56 ROBERT JUAN HOSKINS

Pos.	Born	Ht.	Wt.	College	NFL Yr.	Off-Season Residence
DT	9/16/45 (29)	6-3	251	Wichita	5	Redwood City, Cal.

Joined 49ers: No. 16 draft choice prior to 1969 season, activated in '70.

PRO: Battled back from an off-season struggle with Hodgkins Disease, diagnosed at the close of the 1973 season, followed by major surgery and treatment. Doctors feel they caught the disease in its early, curable stage. Bob feels that he is ready to resume the starting tackle job he had won last year. Started all 14 games last year. Joined the 49ers as rookie offensive guard, was switched to defense prior to the 1971 season. Scored the clinching TD in the NFC playoff game three years ago against Washington when he recovered a fumble in the end zone. Played defensive end and tackle for Seattle in the Continental League for a year before joining the 49ers.

COLLEGE: Played one season of varsity football at Wichita State University as a fullback and defensive end before going into the Continental League. Also earned a varsity letter in track as a discus thrower.

PERSONAL: Born in Highland, Ill., went to Edwardsville, Ill., HS where he also lettered in baseball and track. Has three sisters, five brothers. Married, he and wife, Carolyn, have two sons, Steven (4/6/62) and Robert J. III (2/15/68), and two daughters, Jacqueline Christene (5/5/60) and Kathryn Denise (8/7/63).

THE VETERANS

(Ages shown in parentheses as of 9/15/74)

No. 61 CHARLES EDWARD HUNT

Pos.	Born	Ht.	Wt.	College	NFL Yr.	Off-Season Residence
LB	2/1/51 (23)	6-2	218	Florida State	2	Tallahassee, Fla.

PRO: Played in eight games last season, mostly as a special teams member. Weighed less than 200 pounds when he first reported to the 49ers, but has followed a weight training program both during and off season. Has good range and speed.

COLLEGE: Played defensive end, tight end and linebacker during his tenure at Florida State in earning three varsity letters. Played in only four full games in an injury-bothered senior year, nonetheless was credited with 32 tackles, 24 assists. Also was utilized as a kick receiver and on kick coverage units to take advantage of his speed.

PERSONAL: Born in St. Augustine, Fla., was a QB and defensive safety in gaining four letters at Samuel Wolfson HS in Jacksonville, Fla., where he also won four letters as a basketball center and two in track as a sprinter. Has three brothers, five sisters. Not married.



No. 17 JOHN PHILLIPS ISENBERGER

Pos.	Born	Ht.	Wt.	College	NFL Yr.	Off-Season Residence
WR	1/5/47 (27)	6-3	196	Indiana	5	Menlo Park, Calif.

Joined 49ers: No. 2 draft choice prior to the 1970 season.

PRO: Suffered a shoulder injury in the pre-season last year and didn't resume full scale action until the regular season was well underway. He caught 10 passes for 67 yards, threw one pass, a 48-yd. completion. Has played running back as well as WR for 49ers and has been a member of the special teams.

COLLEGE: Led Indiana rushing all three varsity seasons, was All-America choice as a senior after gaining 1,217 yards rushing, completing six of 11 passes for 137 yards and three TDs, catching 13 passes for 147 yards, 2,458 yards—and returning three kickoffs for 40 yards. Led the Big 10 in punting 65 times for 2,458 yards—and returning three kickoffs for 40 yards. Led the Big 10 in punting as a sophomore. Majored in business at Indiana. Timed at 1:04.7 for 40 yards in football gear.

PERSONAL: Born in Muncie, Ind., graduated from Muncie HS where he was All-State in both football and basketball and was a triple jumper. Is an accomplished skier. Has two brothers. Married, wife's name is Laura.



No. 33 RANDY JACKSON

Pos.	Born	Ht.	Wt.	College	NFL Yr.	Off-Season Residence
RB	11/13/48 (25)	6-0	220	Wichita	3	Atlanta, Tex.

Joined 49ers: Via trade from Buffalo (plus draft choice for Earl Edwards) prior to first 1973 league game.

PRO: Played in only two games last year after having been injured in his first appearance (shoulder). Was Buffalo's 4th-round draft choice prior to the 1972 season, played in five games as a rookie, carried 17 times for 57 yds., caught two passes for 21 yds. and a TD.

COLLEGE: Two-year letterman at Wichita after having transferred from Texarkana JC. Was one of the survivors of the tragic airplane crash that decimated the Wichita football team in 1971.

PERSONAL: Born in Atlanta, Tex., where he still lives. Was an all-around performer, earning football and basketball letters at Atlanta HS. Single.



THE VETERANS

(Ages shown in parentheses as of 9/15/74)



No. 37 JAMES EARL JOHNSON

Pos.	Born	Ht.	Wt.	College	NFL Yr.	Off-Season Residence
CB	3/31/38 (36)	6-2	187	UCLA	14	San Carlos, Calif.

Joined 49ers: First of three first-round draft choices (Bernie Casey, Billy Kilmer were the others) prior to the 1961 season.

PRO: The 1973 season was not one of Jimmy's favorites. Bothered by knee trouble throughout, he was forced to miss a game (New Orleans, 10/21/73), the first time in six seasons he had missed one. Last year was also the first time in the past five that he had not been named All-Pro and had not played in the Pro Bowl. However, the man many consider the best cornerback in pro football reports in top shape for his 14th season and ranked 6th among active NFC pass interceptors with a total of 41 taken

in 13 seasons. He has returned them for a total of 548 yards, two TDs. Holds 49er record for career interceptions and yards returned. Won the PFWA George Halas Award (denoting courageous play) following the 1971 season. Recognition of Johnson's talent was a long time coming simply because his expertise discouraged opponents from testing him very often with the result that he has never ranked high on the list of interceptors. Last year, his 12th as a starter in the 49er secondary, intercepted four passes, returned them 46 yards. Broke in as a rookie defender, intercepted five passes, returned them 116 yards. Switched to offense the following year, wound up the team's leading receiver with 34 catches for 627 yds., four TDs. Went back to defense as a starter in 1963. Won the 49ers' Len Eshmont Award after the 1969 season.

COLLEGE: Played wingback and defensive back in earning 3 varsity football letters at UCLA, one at Santa Monica City College. Also was an outstanding track man at UCLA with a :13.9 flight of high hurdles and a 25-foot broad jump to his credit. Was an honor roll student in his junior and senior years.

PERSONAL: Born in Dallas, Texas, but graduated from Kingsburg, (Calif.) High School. Has two brothers (including former Olympic decathlon champ, Rafer) and two sisters. Enjoys off-season travel, has toured Europe, parts of the Orient and Pacific, Africa and South America. Married, wife's name is Gisela.

JOHNSON'S 49er CAREER RECORD: INTERCEPTIONS

Year	No.	Yards	TDs	Year	No.	Yards	TDs
1961	5	116	0	1969	5	18	0
1962	(Played offense. See above.)			1970	2	36	1
1963	2	36	0	1971	3	16	0
1964	3	65	0	1972	4	18	0
1965	6	47	0	1973	4	46	0
1966	4	57	1				
1967	2	68	0	Totals	41	548	2
1968	1	25	0				



No. 78 ROLF FRANK KRUEGER

Pos.	Born	Ht.	Wt.	College	NFL Yr.	Off-Season Residence
DT	12/8/46 (26)	6-4	253	Texas A&M	6	Redwood City, Cal.

Joined 49ers: Off-season trade (draft choices) from St. Louis prior to the 1972 season.

PRO: Saw action as both DE and DT and as a member of the special units as he played in all 14 games last year. Active for four games the year before. Spent three years with the St. Louis Cardinals after having been their 2nd-round draft choice prior to the 1969 season. Played quite a bit as a rookie, then became a starter at defensive end in his second season. Played out his option with the Cardinals in 1971.

COLLEGE: Followed older brother Charlie's footsteps at Texas A&M where he was an outstanding defensive lineman, a three-year letterman and an All-American in his senior year.

PERSONAL: Born in Bryan, Texas, where he went to high school and was recognized as one of the top prep players in the state. Now lives in the Bay Area full time. Like Charlie, Rolf is an active hunter and fisherman. Single.

THE VETERANS

(Ages shown in parentheses as of 9/15/74)



No. 82 THADDEUS JOHN (Ted) KWALICK

Pos.	Born	Ht.	Wt.	College	NFL Yr.	Off-Season Residence
TE	4/15/47 (27)	6-4	226	Pen State	6	Los Gatos, Calif.

Joined 49ers: First of two No. 1 draft choices (Gene Washington was the other) prior to the 1969 season.

PRO: Led 49er pass receivers in 1973 with 47 receptions for 729 yds. and five TDs. Ranked fourth among NFC receivers, tied for seventh in the NFL. Was named to the All-NFC team by UPI and PFWA, started for the NFC in the Pro Bowl for the third-consecutive year. After five seasons has caught a total of 151 passes for 2,324 yds. and 21 TDs, a 15.4-yd. avg. per catch.

COLLEGE: One of the most celebrated college players of recent years.

Was a 2-time All-America, Penn State's first. Unanimous choice after the 1968 season. Played for Penn State in the Gator Bowl in 1968, and in the Orange Bowl in 1969, then starred in the Senior Bowl and Coaches' All-America Game. In 3 varsity seasons caught 86 passes for 1,343 yds., 10 TDs. Majored in PE at Penn State. Was listed in "Who's Who In American Colleges and Universities."

PERSONAL: Born in Pittsburgh, Pa., as were his mother and father. Graduated from Montour HS in McKees Rocks, Pa., where he was MVP and All-State in earning two prep football letters. Has a brother and sister. Married, and he and wife, Carolyn, are parents of three daughters, Amy Colleen (3/28/68), Buffy Lynn (6/12/69) and Kiri Ann (12/10/72).

KWALICK'S 49er RECORD:

RECEIVING

Year	Caught	Yards	TDs	Longest	Year	Caught	Yards	TDs	Longest
1969	2	32	1	31	1972	40	751	9	81TD
1970	10	148	1	26TD	1973	47	729	5	48
1971	52	664	5	42TD					
					Totals	151	2,324	21	81TD



No. 49 RALPH LOUIS MCGILL

Pos.	Born	Ht.	Wt.	College	NFL Yr.	Off-Season Residence
CB	4/28/50 (24)	5-11	183	Tulsa	3	Houston, Tex.

Joined 49ers: No. 2a (Jean Barrett was 2b) draft choice prior to 1972 season.

PRO: In two seasons has established himself as one of the outstanding kick returners around, and has shown good progress at the difficult cornerback position. Was activated for the 5th game of his rookie season and all of last year. Played in all 14 games in 1973. In two seasons has returned 44 punts for 405 yds., a 9.2 avg. in combining with Bruce Taylor. Last year, joined Vic Washington on the KO return group, brought back 17 for 374 yds., a 22.0 avg. Is ranked as the 10th-leading punt returner among

active NFC players. As a rookie at Atlanta (10/29/72), he tied NFL record and set 49er record thus far has been 54 yards.

COLLEGE: Two-year Tulsa letterman after transferring from Northeastern (Okla.) where he was a junior college All-American. Returned 28 punts for 285 yards and one TD, 21 kickoffs for 500 yards and a TD, and had two interceptions for 71 yards returned in his senior year. Played in the East-West Game, Senior Bowl.

PERSONAL: Born in Thomasville, Ga., but graduated from Sebring High School, Sebring, Fla., where he also played baseball. Has two brothers, two sisters. Married, wife's name is Janice, and they have a daughter, Toran Yvette (2/8/73).

THE VETERANS

(Ages shown in parentheses as of 9/15/74)



No. 10 DENNIS MORRISON

Pos.	Born	Ht.	Wt.	College	NFL Yr.	Off-Season Residence
QB	5/18/51 (23)	6-3	207	Kansas State	1	Redwood City, Calif.

Joined 49ers: No. 14 draft choice prior to the 1973 season.

PRO: Served all of last year as a member of the 47-man squad, but was never activated. Played only briefly in the pre-season, but impressed with size plus strong arm. A left-hander.

COLLEGE: Was two-year starter at Kansas State, threw 637 passes, completed 294 for 3,428 yards and 18 TDs. Ranked 20th in the nation among QBs as a senior. As a junior set KSU single-game record with 29 completions of 48 attempts for 317 yards. Offensive captain as a senior.

PERSONAL: Born in Pico Rivera, Calif., where he went to high school and was a two-year football and basketball letterman. Married, wife's name is Marlynnne.



No. 57 FRANK NUNLEY

Pos.	Born	Ht.	Wt.	College	NFL Yr.	Off-Season Residence
LB	10/1/45 (28)	6-2	230	Michigan	8	Los Altos, Calif.

Joined 49ers: No. 3 draft choice prior to the 1967 season.

PRO: Quality middle linebacker who worked his way back to action in 1973 after having been hobbled with injury in 1972. Played in all 14 games last year, much of it special team action, but also a lot at his regular position. Intercepted one pass, returned it 13 yards to bring his career total to eight for 74 yards. Started at middle LB through the 1970 and 1971 seasons.

COLLEGE: All-Big 10 for two years in earning three varsity letters at Michigan as a linebacker. Played on Michigan's Rose Bowl team, in Blue-Gray and Senior Bowl games. Also lettered in baseball. Majored in education.

PERSONAL: Born in Florence, Ala., but grew up and attended high school in Belleville, Mich. Now lives full time in The Bay Area (Los Altos), and works with Bank of America in the off-season. Has a younger sister. Married and he and wife, Lynn, have two sons, Frank III (9/2/70) and James Christie (11/5/71).



No. 69 WOODROW (Woody) PEOPLES

Pos.	Born	Ht.	Wt.	College	NFL Yr.	Off-Season Residence
G	8/16/43 (31)	6-2	258	Grambling	7	Belmont, Calif.

Joined 49ers: Free agent prior to the 1968 season.

PRO: Has been in the past two Pro Bowls achieving what his coaches feel is long-overdue recognition. Has been a starter for five years and during that time has not missed a start. Durable, strong and fast, is considered a model pulling guard. Spent two years in the service in Germany before coming to the 49ers as a free agent—the first Grambling player the 49ers ever had.

COLLEGE: Three-year varsity letterman guard for Grambling, and all-league choice in his senior year. Played in the Orange Blossom Classic. 1965. Majored in business and social science.

Last college season was

PERSONAL: Born in Birmingham, Ala., oldest of four brothers. Family still lives there and Woody has business interests there. Now lives in the Bay Area in the off-season. Married, wife's name is Viola and there are two daughters, Tracy, 8, and Danielle, 3.

THE VETERANS

(Ages shown in parentheses as of 9/15/74)

No. 32 MELVIN (Mel) PHILLIPS



Pos.	Born	Ht.	Wt.	College	NFL Yr.	Off-Season Residence
SS	1/6/42 (32)	6-2	191	North Carolina A&T	9	San Mateo, Calif.

Joined 49ers: No. 5 draft choice prior to the 1965 season.

PRO: Has to be one of the toughest men in the game, both as a hitter and for his ability to stay in action despite injury. Has been bothered by injury since the outset of his career, but has missed very little action because of it. Last year played most of the season with his right arm in a cast, then broke it again, inside the cast, in the final game of the year. Underwent bone graft surgery in the off-season. Won the 49ers' coveted Len Eshmont Award, via vote of his teammates, for courageous and inspirational play last year. Has started four years as strong safety after having been starting

free safety in 1968. Intercepted one pass, returned it 13 yards to bring his career interception mark to six for a total of 62 yards returned, including a 35-yd. TD.

COLLEGE: Lettered two years as halfback and played both offense and defense on team that won the CIAA championship for North Carolina A&T. In the title game he intercepted two passes, scored two TDs. As a senior at A&T, carried the ball 100 times for 648 yards, 11 TDs, caught 19 passes for 277 yards, 4 TDs. Also earned two swimming letters. All-CIAA in football as a senior.

PERSONAL: Born in Shelby, N.C. Has an older brother. Has worked, along with teammate Tommy Hart, at the Youth Guidance Center in San Francisco in the off-season. Is a regular with the 49er basketball team in the off-season. Wants to go into physical therapy work when football days are over. Married, he and wife, Patricia, have two daughters, Paulette (6/4/67), and Yvette (5/9/73).

No. 19 JOSEPH BUTLER REED



Pos.	Born	Ht.	Wt.	College	NFL Yr.	Off-Season Residence
QB	1/8/48 (26)	6-1	195	Mississippi State	3	San Carlos, Calif.

Joined 49ers: No. 11 draft choice prior to 1971 season.

PRO: Saw quite a bit of action last year, much of it against tough defenses such as Washington and Los Angeles. Played in six games, started two (Washington, Green Bay). Sang the anthem as a member of the cab squad prior to the first home game, seven weeks later was the starting QB. Last year threw 114 passes for 51 completions, 589 yards, two TDs, six interceptions. Strong-armed and agile, Reed is a good runner who, in two seasons, has carried the ball 18 times for 107 yds., a 6-yds. per carry avg. Spent the entire regular 1971 season on the taxi squad, was activated for

the NFC title game only, but as a defensive back.

COLLEGE: Completed 138 of 294 passes for 1,616 yards and eight TDs as a senior at Mississippi State. Was also team's 2nd-leading ground gainer with a gross of 599 yards in 155 carries. Earned two varsity letters at Mississippi State, one at Baylor, where he had been No. 1 QB before transferring after 1967 season. Majored in mechanical engineering.

PERSONAL: Born in Newport, R. I., but went to Loreno, Tex., HS, where he won 14 letters (four football, four basketball, two baseball, four track). Has a fine singing voice and wants to sing professionally. Has made some local singing appearances and recorded an album in San Francisco last year. Has an engineering degree, a profession at which he has worked in The Bay Area in the off-season. Married, wife's name is Stephanie. They have a son, Joseph Butler, Jr. (1/29/74).

No. 76 LEONARD EMIL ROHDE



Pos.	Born	Ht.	Wt.	College	NFL Yr.	Off-Season Residence
T	4/16/38 (36)	6-4	248	Utah State	15	Redwood City, Cal.

Joined 49ers: No. 5 draft choice prior to the 1960 season.

PRO: Has played in 194 consecutive regular-season games, plus five more in playoff rounds, to hold club record in that department. Until last year, the NFL record was 188 held by Forrest Gregg, but it was broken by other players and Rohde. Has been starting offensive tackle for the 49ers for 12 seasons after seeing some defensive duty in the early stages of his career. Has served as 49er player representative. Is an outstanding public speaker.

COLLEGE: One of a number of outstanding professional football players to come from Utah State, Rohde was a 3-year regular and captained the team his senior year. Was All-Conference and team's MVP. Completed work on Master's degree at San Jose State in the summer of 1969.

PERSONAL: Born in Palatine, Ill. and graduated from high school there. Married, and he and wife, Beverly, have a son, Daniel Evans (1/5/69). Len is in business with teammates Randy Beisler and Cas Banaszek in a cocktail lounge in Los Altos, Calif. Len has served as chairman of the Northern California Chapter of the Arthritis Foundation the past two seasons and has sponsored a celebrity golf tournament (in which he does not play, just referees) for the past three years.

THE VETERANS

(Ages shown in parentheses as of 9/15/74)

No. 35 LAWRENCE ANTHONY SCHREIBER



Pos. Born Ht. Wt. College NFL Yr. Off-Season Residence
RB 8/11/47 (27) 6-0 201 Tennessee Tech 4 Sausalito, Calif.

Joined 49ers: No. 10 draft choice prior to 1970 season. First activated in 1971.

PRO: Played in only four games last year after a knee injury and subsequent surgery ended his season early. Had been scheduled as the starting fullback. Was the starter through the 1972 season, a parttime player in 1971 and served the 1970 season on the cab squad. Now has gained a total of 765 yards on 194 carriers (3.9 avg.), caught 46 passes for 460 yds. Has scored two TDs each by the rush and by the pass. Great balance and determination make him tough to stop on the first hit.

COLLEGE: Amassed an amazing total of 4,421 yards rushing in a 4-year varsity career at Tennessee Tech. Wound up as 4th-leading rusher in college football history. Also scored a total of 32 TDs, all by rushing. Holds NCAA record for times carried ball (877), seven Ohio Valley Conference records and 25 Tennessee Tech records. As a freshman he gained 598 yards; sophomore, 1,050; junior, 1,251; senior, 1,522.

PERSONAL: Born in Covington, Ky., but graduated from Dixie Heights High School in Edgewood, Ky., where he played football, baseball and was a broad jumper and relay man in track. Has two brothers, two sisters. Lists tennis, skiing, fishing and camping as hobbies. Lives in the Bay Area full time in the off-season, has played with the 49er basketball team for the past two years.

	Rushing					Receiving			
	Atts.	Yds.	Avg.	Lg.	TD	No.	Yds.	LG	TD
1971	34	180	5.3	23	0	3	79	46	1
1972	118	422	3.6	20	2	31	283	64TD	1
1973	42	163	3.9	13	0	12	98	31	0
Totals	194	765	3.9	23	2	46	460	64TD	2

No. 58 JAMES BERT SNIADOCKI (Snyuh-DECK-ee)



Pos. Born Ht. Wt. College NFL Yr. Off-Season Residence
LB 3/23/47 (26) 6-2 230 Indiana 6 San Carlos, Calif.

Joined 49ers: No. 4a (4b was Gene Moore) prior to the 1969 season.

PRO: Became starting middle linebacker in fourth game of the 1973 season and finished out the year in the job. Had been strictly a backup outside linebacker before that, and, actually hadn't played at all after breaking an ankle in the second game of the 1972 season. Also served as special teams captain.

COLLEGE: Played both inside and outside linebacker at Indiana, although he began his collegiate career as a defensive end. Was 2nd team All-Big 10 as a sophomore DE, 1st team as a junior MLB, and 2nd team as a senior OLB. Made 65 unassisted tackles as a senior. Played as a junior in Indiana's last Rose Bowl appearance, selected to the East-West and Hula Bowl games after his senior season.

PERSONAL: Born in South Bend, Indiana, where he graduated from St. Joseph's High School after earning three football letters as an offensive/defensive end, two letters as a basketball forward. Also a member of the National Honor Society. Has two brothers, one sister. Married, wife's name is Deborah.

No. 11 STEVE ORR SPURRIER



Pos. Born Ht. Wt. College NFL Yr. Off-Season Residence
QB 4/20/25 (29) 6-1 203 Florida 8 Gainesville, Fla.

Joined 49ers: No. 1a (1b was Cas Banaszek) prior to 1967 season.

PRO: Spurrier is the 49ers' No. 1 QB going into the 1974 season after seven years of waiting for the job. Was the starter through most of the 1972 season after John Brodie was injured early, and led the club to its 3rd-consecutive NFC West title. Was actually the club's leading passer last year with 83 completions in 157 attempts (52.9%) for 882 yards, four TDs and seven interceptions. Also ran the ball nine times for 32 yards and scored two TDs. Set a 49er single-game completion record with 31 of 48 attempts for 320 yards and one TD against Minnesota last year. Played in 11 games, started five last year. Has served as 49er punter and can place kick, if needed.

(continued on next page)

THE VETERANS

(Ages shown in parentheses as of 9/15/74)

STEVE SPURRIER (continued)

COLLEGE: Fabulous college career which terminated with his winning the Heisman Trophy, being named unanimous All-American, playing in the Hula Bowl, Coaches' All-America Game, and College All-Star Game. Set 15 school records at Florida, threw 37 TD passes, set eight Southeastern Conference records and six Sugar Bowl marks. Amassed 5,290 yards in total offense—4,848 by passing. Completed 392 of 692 passes in his three varsity seasons. Brought Florida from behind to victory eight times during his tenure. Also handled team's place-kicking and punting chores.

PERSONAL: Born in Miami Beach, Fla., has one brother, one sister. Went to Science Hill High School in Johnson City, Tenn., where he was all-state in three sports. Married, and he and wife, Jerri, are parents of two daughters, Lisa (5/12/67) and Amy Christine (11/7/69), and a son, Stephen Orr, Jr. (9/26/71). Steve works at a health club, of which he is part owner, in Gainesville in the off-season. Lists golf and tennis as hobbies.

SPURRIER'S 49er RECORD:

Year	PASSING						PUNTING			
	Atts	Comp.	Pct.	Yards	TDs	Int.	No.	Yards	Pct.	Long.
1967	50	23	46.0	211	0	7	73	2745	37.6	61
1968	68	2650	39.0	54
1969	146	81	57.3	926	5	11	12	468	39.0	51
1970	4	3	75.0	49	1	0	75	2877	38.4	58
1971	4	1	25.0	46	0	0	2	77	38.5	40
1972	269	147	54.6	1983	18	16
1973	157	83	52.9	882	4	7
Totals	630	338	53.7	4097	28	41	230	8817	38.3	61

No. 44 BRUCE LAWRENCE TAYLOR

Pos. Born Ht. Wt. College NFL Yr. Off-Season Residence
CB 5/28/48 6-0 187 Boston University 5 Redwood City, Cal.
Joined 49ers: 1b-'70 (1a was Cedrick Hardman)

PRO: Has been starting right cornerback all four of his previous seasons and one of the NFL's top punt returners ever since his rookie year. Led the NFL in punt returns in 1973 with 15 for 207 yards and a 13.8 avg., holds the 49er career record for total yards in punt returns, 1,103 on 113 returns for a career 9.8. Currently ranks seventh among NFC active punt returners. His 61-yd. return against Pittsburgh in the final game of 1973 was the longest single return in the NFC last season. Also led 49ers in pass interceptions last year with six, his single-season best and good enough to tie for 2nd in the NFC in number of interceptions. Now has a career total of 14 interceptions for 172 yards returned, a 12.3 avg.-per-return. Was NFC defensive "Rookie of the Year" in 1970, starting cornerback for the NFC in the Pro Bowl after the 1971 season. Led the NFL in punt returns his rookie year (as well as last year), and in that first season set 49er records for most punt return yardage in a single season (516), and most punt return yardage in a single game (133 on six returns against Houston), records he still holds. Although a big gainer with both punt and interception returns, he has yet to score a TD in either category, but has returned two missed FG attempts for TDs against the same team—New Orleans, 92 yards in 1970, 55 yards in 1971.

COLLEGE: Earned three football letters at Boston University, was MVP and All-America as a senior. Played in East-West Game. Also was considered major league prospect in baseball as an outfielder. Earned one track letter as a sprinter. As a senior led team in scoring (six TDs) despite playing only one down on offense (a 48-yard end around for a TD). Had a 104-yard punt return TD. Majored in history.

PERSONAL: Born in Perth Amboy, N.J., where he attended Perth Amboy HS, earned three football letters, three in basketball, four in baseball. Not married. Has two brothers, one sister. Younger brother, Bryan, who attended Princeton, was "Rookie of the Year" in the ABA in 1973 as a member of the New York Nets.

TAYLOR'S 49er RECORD

Interceptions	No.	Yds.	Avg.	Lg.	TD	Punt Returns	No.	Yds.	Avg.	Lg.	TD	FC
1970	3	70	23.3	70	0	1970	43	516	12.0	76	0	10
1971	3	68	22.7	49	0	1971	34	235	6.9	38	0	10
1972	2	4	2.0	2	0	1972	21	145	6.9	41	0	8
1973	6	30	5.0	22	0	1973	15	207	13.8	61	0	6
Totals	14	172	12.3	70	0	Totals	113	1,103	9.8	76	0	34

THE VETERANS

(Ages shown in parentheses as of 9/15/74)



No. 52 WILLIAM GERARD (Skip) VANDERBUNT

Pos.	Born	Ht.	Wt.	College	NFL Yr.	Off-Season Residence
LB	12/4/46 (27)	6-3	230	Oregon State	6	Sacramento, Calif.

Joined 49ers: No. 3b (Lance Olssen was 3a) prior to the 1968 season, activated in 1969.

PRO: Played in only nine games after a severe leg muscle pull struck him down. Had two outstanding back-to-back seasons prior to last year's disappointment. In 1972 scored three TDs, two with pass interceptions, one with a fumble recovery. The fumble recovery was a 73-yd. return, while his interception returns covered 21 and 37 yards. Last year managed one interception with a seven-yd. return. Missed his rookie year after having knee surgery, became a starter in 1969 but missed the final two games with knee

trouble, missed some playing time in 1970 for same reason.

COLLEGE: Earned three football letters at Oregon State where his checkered career saw him play QB, FB, and LB. As a senior LB was named All-Conference and honorable mention All-America, played in East-West Game, Hula Bowl and Coaches' All-America Game. Also earned two baseball letters at OSU. Majored in social science and education.

PERSONAL: Born in Martinez, Calif., but attended El Dorado HS in Placerville. Married and he and wife, Judy, are parents of two daughters, Whitney Lee (4/16/71) and Piper Christine (1/26/74). Skip owns and operates a landscaping company in Sacramento in the off-season.



No. 18 GENE ALDEN WASHINGTON

Pos.	Born	Ht.	Wt.	College	NFL Yr.	Off-Season Residence
WR	1/14/47 (27)	6-1	188	Stanford	6	San Francisco, Cal.

Joined 49ers: No. 1b (1a was Ted Kwalick) prior to 1969 season.

PRO: Without question one of the premier wide receivers in the game, despite the fact that 1973 was not up to his usual standards. Caught 37 passes for 606 yards (16.4 avg.) and two TDs to rank second among 49er receivers, 15th in the NFC. After five seasons as a starter, now has caught 233 passes for 4,219 yards (18.5 avg.) and 33 TDs. Has been All-Pro and a starter in the Pro Bowl four times. Caught eight passes for 118 yards against Minnesota last year, the 12th time in his career in which he had totaled more than 100 yards in a single game.

COLLEGE: As a Stanford senior he set single-season records for number of catches (71), yards (117) and TDs (8). His 3-yr. totals were 122 catches (a school career record), 1785 yds. (a school career record) and 10 TDs. Began his career as a QB, but suffered a shoulder injury his sophomore year and asked to be switched to receiver. Led Pacific Eight Conference in pass receiving as a junior and was unanimous All-Conference. Outstanding offensive player in East-West Game, played in Hula Bowl, Senior Bowl, and College All-Star Game.

PERSONAL: Born in Tuscaloosa, Ala., but grew up in Long Beach, Calif. Has three brothers, one sister. Graduated from Long Beach Poly, where he was a track man and baseball player in addition to football. Married, wife's name is Cynthia, and they are expecting their first child in the fall. Gene is embarked on an acting career and had a couple of roles in movies, one of them being "Airport '75," in the off-season. Has also done work on fund drives for sickle cell anemia and sponsored a celebrity gold tournament for the March of Dimes in the off-season.

GENE WASHINGTON'S 49er RECORD:

Year	Caught	RECEIVING		Long.	NFL Rank
		Yards	TDs		
1969	51	711	3	52TD	10
1970	53	1100	12	79TD	4
1971	46	884	4	71TD	11
1972	46	918	12	62TD	12
1973	37	606	2	58	—
Totals	233	4219	33	79TD	—

THE VETERANS

(Ages shown in parentheses as of 9/15/74)



No. 22 VICTOR ARNOLD WASHINGTON

Pos. Born Ht. Wt. College NFL Yr. Off-Season Residence
RB 3/23/46 (28) 5-10 196 Wyoming 4 So. San Francisco

Joined 49ers: No. 4 draft choice prior to the 1970 season. Joined club for the 1971 season.

PRO: For the third-consecutive year this tough, durable back contributed well over a thousand yards to his team's cause. Was leading 49er rusher (534 yds. with 151 carries, 3.5 avg.), leading kickoff returner (549 yds. with 24 returns, 22.9 avg.) and 4th-ranked receiver (238 yds. with 33 catches) for a combined total of 1,321 yards. Was 15th-ranked rusher in the NFC, but only two others (Donny Anderson, of St. Louis, with 10, and Eddie Ray, of Atlanta, with nine) scored more TDs than his eight. Was 10th-

ranked NFC KO returner. Longest run from scrimmage last year was 25 yards, longest KO return was 38 yards, but has run two back for TDs, one for 98 and the other for 97 yds., both in the 1972 season. Thus, in three seasons as a 49er, he has amassed 4,939 yards (1,813 rushing, 2,178 kickoff returns and 948 in receptions) and has scored 20 TDs. Best day as a 49er was in rookie year when he rushed for 125 yards, one TD, in 27 carries against New York Jets. Played in The Pro Bowl after his rookie season. Played three seasons in Canada (two with Ottawa, one with Vancouver) before joining 49ers.

COLLEGE: Played two years at the University of Wyoming, was an All-Western Athletic Conference choice both seasons. Led the nation in punt returns as a sophomore, finished second as a junior. Played both offense and defense for the Cowboys. Was also a triple jumper and holds the Wyoming indoor and outdoor records for the event.

PERSONAL: Born in Plainfield, N.J., went to Plainfield HS where he was a sprinter and long jumper in track as well as a football player. Played against Bruce Taylor, who is from Perth Amboy, N.J.

VIC WASHINGTON'S 49er RECORD:

Year	RUSHING					RECEIVING				
	Atts.	Yards	Average	TDs	Long.	Caught	Yards	TDs	Long.	
1971	191	811	4.2	3	42	36	317	4	40	
1972	141	468	3.3	3	33	43	393	1	33	
1973	151	534	3.5	8	25	33	238	0	20	
Totals	483	1813	3.8	14	42	112	948	5	40	

KICKOFF RETURNS

Year	No.	Yards	Average	TDs	Long.
1971	33	858	26.0	0	74
1972	27	771	28.6	1	98(TD)
1973	24	549	22.9	0	38
Totals	84	2178	25.9	1	98(TD)

No. 67 JOHN WATSON



Pos. Born Ht. Wt. College NFL Yr. Off-Season Residence
T 1/11/49 (25) 6-4 248 Oklahoma 4 Norman, Okla.

Joined 49ers: No. 7 draft choice prior to 1971 season.

PRO: Fast developing, versatile young lineman who, at one time last season, was listed as the backup man at every position across the interior line. Started at guard for awhile when Randy Beisler was hurt, then became starting tackle when Cas Banaszek was injured. Also snapped the ball on kicking situations on occasion. In addition, he played on some special teams. Obviously, saw action in all 14 games.

COLLEGE: Lettered three years at the University of Oklahoma where he played both offense and defense during his sophomore and junior years, concentrated on offense as a senior. Majored in special education.

PERSONAL: Born in Palo Alto, Calif., but went to high school at McLain in Tulsa, Okla., where he earned two varsity letters each in football, basketball and baseball. Married, wife's name is Susan. John is continuing work at the University of Oklahoma in the off-season.

THE VETERANS

(Ages shown in parentheses as of 9/15/74)



No. 64 DAVE WILCOX

Pos.	Born	Ht.	Wt.	College	NFL Yr.	Off-Season Residence
LB	9/29/40	6-2	239	Oregon	11	Pleasant Hill, Ore.

Joined 49ers: No. 3 draft choice prior to the 1964 season.

PRO: Without question one of the NFL's finest-ever linebackers, Wilcox was unanimous All-Pro in 1973 for the fifth time, started in the Pro Bowl for the seventh time. Coaches, who call him "The Intimidator," insist there has never been a finer outside linebacker in the game. Intercepted two passes last year to bring his career total to 13. Is a former 49er player representative, and won the 49ers' coveted Len Eshmont Award after the 1967 season. The 49ers grade all of their players at season's end and an average score for a linebacker is 750. Wilcox's 1973 score was 1,306. Contributing

to that score were 104 individual tackles, causing four fumbles and tackling opponent ball carriers for a loss 13 times.

COLLEGE: Played at Boise Junior College (JC All-American) for two years before final two seasons at Oregon. Earned four varsity letters playing guard on offense, end on defense. Played in Hula Bowl, Coaches' All-America Game and the College All-Star Game.

PERSONAL: Born in Ontario, Oregon, but grew up and went to high school in Vale, Ore., where he was a football, basketball and baseball player. Did some rodeoing in his younger days, but now lists fishing, hiking and golf as his hobbies. Dave has six brothers, one sister. Married, wife's name is Merle. They are parents of a son, Joshua David (6/5/74). Dave owns and operates the Oakway Health Spa in Eugene, Ore., and runs a boys' football camp in the off-season.



No. 88 DICK VERNON WITCHER

Pos.	Born	Ht.	Wt.	College	NFL Yr.	Off-Season Residence
TE	10/10/44 (29)	6-3	204	UCLA	9	San Carlos, Calif.

Joined 49ers: No. 8 draft choice prior to the 1966 season.

PRO: Veteran, tough catch specialist who was a starting wide receiver first six years of his career, but switched to tight end two years ago to take advantage of his outstanding blocking ability and precise pattern running. Played in all 14 games last season, but caught only one pass for 13 yards. Best single game career performance—11 catches for 186 yards at Atlanta (12/10/67).

COLLEGE: Starting flanker for UCLA in his junior and senior years in which he caught 34 passes for 647 yards, 11 TDs. Member UCLA's 1966 Rose Bowl Team. Attended Bakersfield Junior College prior to UCLA.

PERSONAL: Born in Salinas, Calif., but grew up in Shafter, where he earned letters in football, basketball and swimming. Has one brother, one sister. Married, and he and wife, Tris, are parents of a son, Matthew Robert (7/7/70). Dick worked for the Bank of America in the off-season.

WITCHER'S 49er RECORD:

Year	RECEIVING		
	Caught	Yds.	TDs
1966	10	115	1
1967	46	705	3
1968	39	531	1
1969	33	435	3
1970	22	288	2
1971	18	250	3
1972	3	22	1
1973	1	13	0
Totals	172	2359	14

THE VETERANS

(Ages shown in parentheses as of 9/15/74)



No. 13 THOMAS HOWARD WITTUM

Pos.	Born	Ht.	Wt.	College	NFL Yrs.	Off-Season Residence
P-K	1/11/50	6-1	185	Northern Illinois	2	Round Lake, Ill.

Joined 49ers: No. 8 draft choice prior to 1972 season.

PRO: Led the NFC in punting in 1973, his "rookie" season as an active player after having spent the 1972 season as a member of the 49er taxi squad. Top NFC punter, 4th-ranked in the NFL with a 43.7-yd. average earned with 79 punts for a total of 3,455 yards. His longest was 62 yards against Atlanta. Is also a good place kicker, but, with Bruce Gossett around, has not been called upon for that duty as a 49er. A good all-around athlete, Wittum had the longest run from scrimmage in the NFC in 1973 when he faked a punt on 4th down against the New Orleans Saints and ran 63 yards before being caught on the Saints' 2-yd. line. Was punter for the NFC in the Pro Bowl after last season.

COLLEGE: Handled all of the kicking chores for Northern Illinois during his three-year varsity career. Over that period he punted 221 times for an average of 40.4 yards. In his senior year alone, he punted 74 times for 2,977 yards and a 40.2 average. In one game he punted 11 times, in three others nine times. Over the three-year period he attempted 37 field goals, made 21, converted 50 of 56 extra point attempts. Four-letterman in baseball, three in football.

PERSONAL: Born in Berwyn, Ill., but grew up and went to high school in Round Lake, Ill., where he earned three baseball letters, two in basketball and two in football at Round Lake High School. An outstanding third baseman, he was offered a contract by the Chicago White Sox after high school. Taught school in Gray's Lake, Ill., in the off-season. Married, wife's name is Susan.

Pronunciation Guide

Danny Abramowicz	Stan Hindman	HYND-man
..... Uh-BRAM-o-witz	John Isenbarger.....	EYE-zen-barger
Cas Banaszek BANA-zek	Rolf Krueger	CREW-grr
Randy Beisler BY-sler	Ted Kwalick	KWAH-lick
Mike Bettiga Bet-TEE-ga	Len Rohde	ROAD-ee
Glenn Damato Da-MA-to	David Schleich	Sleech
Keith Fahnhorst FAHN-horst	Jim Snietz	Sneetz
Jose Guzman Goose-MAHN	Larry Schreiber	SHRY-ber
Clint Haslerig HAZEL-rig	Jim Sniadecki Snyuh-DECK-ee	
Odd Haugen Ode Hogan	Dick Witcher	WITCH-er



FORTY NINER ROOKIES — 1974

No. 47 GREG BATTLE, Colorado State University

Position	Height	Weight	Born	Birthplace	Drafted
S	5-11	188	2/25/52	Cincinnati, Ohio	No. 11-'74

Earned three varsity letters at CSU, but only one as a strong safety after having played linebacker in his first two years. Was an All-Conference selection as a safety. Intercepted four passes as career mark at CSU. Tough, very aggressive player with good speed. Played running back and safety at Lincoln Heights High School in Cincinnati in earning four letters. Also won four baseball letters (2nd base) and was drafted by the Phillies out of high school. Was 440-yd. dash man. As prep baseball player, team won state championship final game, 5-0, with Battle driving in all five runs. Not married. Has two brothers, one sister.

No. 89 KEITH VICTOR FAHNHORST, Minnesota

Position	Height	Weight	Born	Birthplace	Drafted
TE-OT	6-8	248	2/8/52	St. Cloud, Minn.	No. 2a-'74

Drafted as a tight end, but will likely work as an interior lineman in the 49er scheme. Comes with high recommendations as a strong, aggressive and tenacious blocker with good speed and strength. Projections indicate he can carry more weight without affecting agility and speed. In Minnesota's run-oriented offense, Fahnhorst caught only 28 passes for 416 yards and one TD in his 3-yr. college career. He caught 10 for 102 yards as a senior—and was the Gophers' leading receiver. Was All-Big 10 as a senior, played in East-West Game and Senior Bowl. Majored in psychology at Minnesota. At St. Cloud Tech in his home town earned three varsity FB letters as a tightend-linebacker, two as a basketball center and three as a discus man in track. Is not married. Has two brothers and a sister.

No. 85 CLINTON EDWARD HASLERIG (HAZEL-rig), Michigan

Position	Height	Weight	Born	Birthplace	Drafted
WR	6-0	189	4/8/52	Cincinnati, Ohio	No. 4a-'74

High quality athlete with good speed (4.7 in 40 yds.) and strength who lettered three years as wide receiver at Michigan, one letter as a hurdler in track. Was Michigan's 2nd-leading receiver as a senior with 13 catches for 210 yds., one TD. Also returned six kickoffs for 127 yds. Comes with reputation for running tight, precise patterns and for being strong blocker as wide receiver. Two-year starter at Michigan. All-round athlete as St. Xavier High School in Cincinnati where he earned four varsity FB letters, was All-State and MVP after having played TE, RB, DB and WR. Earned two letters in basketball, one in baseball (catcher) and four in track as sprinter and high jumper. Majored in psychology at Michigan. Is not married. Has three brothers, four sisters.

FORTY NINER ROOKIES — 1974

No. 20 MICHAEL RAPHAEL HOLMES, Texas Southern University

Position	Height	Weight	Born	Birthplace	Drafted
S-CB	6-1	180	11-18-50	Galveston, Texas	No. 1-'73

Fluid, smooth athlete who set a Texas Southern career record for interceptions at 20 over a four-year period as a varsity starter. Also set the school's single-season record of nine as a junior. Called the team's defensive signals as a senior, unusual for a free safety. In his first year at TSU Holmes was the team's only freshman starter, yet intercepted six passes as a safety. In his sophomore year, TSU needed help at split end so Mike made the shift and responded by becoming the team's leading receiver with 23 receptions for 354 yards. The following year he was back at free safety, intercepted nine passes and returned them 164 yards. Two of the interceptions were for TDs, one for 33 yards, and the second for 30. Holmes was also TSU's top punt returner as a junior with 20 for 236 yards. As senior team captain and All-American, Holmes intercepted five passes, returned them 13 yards; returned 13 punts for 34 yards. Excellent speed with consistent timing of 4.5 seconds in the 40-yard sprint. Earned three varsity football letters at Ball High in Galveston, Texas, as a split end and safety, three as a basketball forward, and two as a third baseman in baseball. Has one brother, Ron, who was a starter and All-Conference offensive lineman at TSU with Mike. Born in Galveston, but grew up in Palmetta, Louisiana, before returning to Galveston and high school. Not married.

SPECIAL NOTE: Mike Holmes was injured prior to the opening of 49er pre-season training camp last year and was never carried as a member of the 47-man roster. He was on the injured reserve list all of the 1973 season, never officially reported to camp, and retains "rookie" status for 1974.

No. 54 TOM HULL, Penn State

Position	Height	Weight	Born	Birthplace	Drafted
LB	6-3	229	6/30/52	Cumberland, Md.	No. 12-'74

Had an outstanding senior year as starting inside LB on Penn State's nationally 3rd-ranked defensive unit. Was credited with 92 tackles and two interception returns for 51 yds. One interception was a 27-yd. return for TD against Pitt. Also recovered a punt he had blocked into the end zone for a TD against Ohio. Played in the 1972 Cotton Bowl in the Penn State win over Texas, and in the exciting 1974 Orange Bowl win over LSU. Three-year letterman. Graphics design major. Hull earned three FB letters, three basketball letters, one baseball letter and two track letters (HJ, LJ) at Uniontown Area Senior High School. Married, wife's name is Lauren. They have two children, son Eric, 3, daughter Allison, 1.

FORTY NINER ROOKIES — 1974

No. 40 WILBUR JACKSON, University of Alabama

RB	6-1	205	11/19/51	Birthplace	Drafted
Position	Height	Weight	Born	Ozark, Ala.	No. 1a-74

Fast, strong, quick running back who appears to "have it all," as scouts say. Runs inside with tackle-breaking power, and can move well to the outside where good acceleration and consistent speed (4.65 seconds for 40 yds.) make him a dangerous weapon. Has good ability as a receiver, came to Alabama as a split end, was moved to halfback, the position he played as a sophomore and junior, then to fullback as a senior. Didn't carry the ball all that much as a collegian (Alabama rotated its backfield units a great deal), but managed a three-year total of 1,537 yards on just 212 carries, scoring 17 TDs and averaging a brilliant 7.2-yds. per carry. As a senior FB, carried 95 times for a net of 752 yds. (7.9 avg.), scored eight TDs. Longest run was 80 yds., best single-game total was 145 yds. against Tennessee. As a junior, carried 80 times for 566 yds. (7.1 avg.) and eight TDs (including a 67-yd. TD run.) As a sophomore, carried 37 times for 211 yds. (5.7 avg.) and one TD (again including a 67-yd. TD run). As a junior against VPI, was credited with three official carries, 131 yds. and two TDs. Was a member of Alabama's Orange (1972), Cotton (1973) and Sugar (1974) Bowl teams (the 'Tide was 32-1 regular season during his tenure there), as well as the Senior Bowl in 1974. Graduate of Carroll High School in Ozark, Ala., where he earned two letters as a wide receiver, three as a basketball forward and two as a baseball outfielder. Not married. Has one brother, two sisters. Family still lives in Ozark.

No. 48 SAMUEL LEE (Sammy) JOHNSON, North Carolina

RB	6-1	217	9/22/52	Birthplace	Drafted
Position	Height	Weight	Born	Burlington, N.C.	No. 4b-74

Strong "big back" type who had an incredible year as a senior at North Carolina in that, as an alternate running back, he gained 1,012 yards, scored eight TDs in just 180 carries. Outstanding athlete who is considered a reliable receiver as well as runner. Lettered three years at North Carolina as a halfback, but also played some linebacker as a sophomore. Captained the team as a senior. Also won a track letter as a discus thrower. Came to North Carolina as a quarterback, position at which he earned three letters and All-State honors at High Point Central High School. Also played guard and forward in basketball, center field and pitcher in baseball and competed in long jump, high jump, discus and shot put in track. Was prep All-American football choice. As an NC junior threw three passes, completed two for 150 yds. and two TDs. As a senior threw four times, completed two for 60 yds. Not married. Has two brothers, three sisters.

FORTY NINER ROOKIES — 1974

No. 45 MANFRED MOORE, University of Southern California

Position	Height	Weight	Born	Birthplace	Drafted
RB	6-1	190	12/22/50	Martinez, Calif.	No. 9-'74

Primarily noted as an outstanding blocker, but also averaged five yards a carry through his collegiate career at USC with career totals of 103 carries, 517 yards. As a senior he carried 32 times for 168 net yds. and a 5.3 avg. College career receiving total is 27 catches for 229 yds., an 8.5-yd. per catch avg. As a senior, caught 16 for 113 yds. Was a starting FB through most of his senior season, gained 80 yds. on nine carries in USC's opener against Arkansas. Three-yr. varsity letterman. Was prep All-American at San Fernando High School. Has three brothers, two sisters. Is married, wife's name is Ann. They have two sons, Jason, 4, and Darrell, 1.

No. 14 WILLIS THOMAS (Tom) OWEN, Wichita

Position	Height	Weight	Born	Birthplace	Drafted
QB	6-1	195	9/1/52	Shreveport, La.	No. 13-'74

Strong armed, drop back passer who was a three-year starter at Wichita. Completed 47% of his passes as a senior for 1,300 yds. and eight TDs. Greatest asset is ability to throw the long ball with accuracy, although he can scramble well enough to get out of trouble. Throws few interceptions. Was three-year starting QB at Turner High School in Kansas City, Kans. As prep senior, threw for 1,700 yds., 12 TDs. Not married. Has two brothers, one sister.

No. 91 VAUGHN MICHAEL (Mike) RAINES, Alabama

Position	Height	Weight	Born	Birthplace	Drafted
DT	6-6	255	2/14/53	Montgomery, Ala.	No. 6-'74

Big, young lineman who earned All-American and All-Conference honors as an Alabama senior. Turned 21 after completion of his senior season. Nicknamed "The Hook," Raines earned two letters at Alabama, started two seasons and was credited with 70 tackles as a senior, 71 as a junior. Also earned a baseball letter at Alabama as first baseman. Played in Senior Bowl. Mathematics major who had all "A's" first semester of his senior year. Played tight end and defensive tackle at Lanier High School in Montgomery where he was All-State two years. Earned three letters as basketball forward three baseball letters as first baseman. Had contract offers from Kansas City Royals baseball team. Not married. Has one brother.

FORTY NINER ROOKIES — 1974

No. 71 WILLIAM PATRICK (Bill) SANDIFER, UCLA

Position	Height	Weight	Born	Birthplace	Drafted
DT	6-8	278	1/5/52	Quantico, Va.	No. 1b-74

Huge, young lineman who capped his college career by being chosen outstanding defensive player in East-West Game. Inside pass rush is his forté, inexperience his only drawback. Became starting defensive tackle at UCLA prior to his senior year after having been a backup as a junior. Wound up his senior year as UCLA's MVP on defense. UCLA coaches credited him with 86 tackles (eight for losses), four forced fumbles and three fumble recoveries as a senior. Earned two letters at UCLA after transferring from Mira Costa JC (prior to 1972 season), where he had won two football letters, two in wrestling. Graduate of Oceanside High School he earned three FB letters, playing both offense and defense, two as a basketball center, and one as a weight man in track. Has two brothers. Is married, wife's name is Penny and they have a daughter, Heather Marie, age one.

No. 66 JAMES MICHAEL SCHNIETZ (Schneetz), Missouri

Position	Height	Weight	Born	Birthplace	Drafted
T	6-3	253	4/27/51	St. Louis, Mo.	No. 8-74

Good run blocker highly-rated for his toughness and desire. Was All-Big Eight as a senior. Three-year letterman at Missouri and co-captain as a senior. Considered outstanding trap blocker. Majored in business administration. Graduate of Christian Brothers College (prep) in St. Louis where he was a two-year football letterman, two-year basketball letterman and three-year baseball letterman as catcher. Is not married. Has one brother.

No. 24 DELVIN WILLIAMS, Kansas

Position	Height	Weight	Born	Birthplace	Drafted
RB	6-1	197	4/17/51	Houston, Tex.	No. 2b-74

Rated strong prospect as an outside runner because of great speed. Has run 9.5 in 100-yd. dash, been timed at 4.45 in 40-yd. sprint in shorts. Strong legs, good size and is considered a good receiver. Gained 762 yards as a KU senior, caught 33 passes for 253 yds. and two TDs. Gained 502 yards as a sophomore, 352 as an injury-bothered junior. Also served as kickoff return man. Chosen for East-West Game but didn't play because of injury with which coaches didn't want to take a chance. Outstanding prep running back at Houston's Kashmere High School where, as a senior, he gained 1,806 yds. and scored 26 TDs. High school All-American. Also earned one letter as basketball forward, three as sprinter in track. Was All-State and prep All-American in track. Is not married. Has two brothers, one sister.

FORTY NINER ROOKIES — 1974

No. 50 WALTER LEE WILLIAMSON, Michigan

Position	Height	Weight	Born	Birthplace	Drafted
DE	6-4	225	1/2/52	Hamtramck, Mich.	No. 14-'74

Played defensive end in earning two letters and some All-Conference notice at Michigan. Has good height and speed, but needs added weight. 49ers were impressed by overall agility and may bring him along as either DE or outside LB. Credited with 52 tackles as Michigan senior. Played TE and DE at Pershing High School in Detroit earning two letters, three letters as basketball forward, three as hurdler-high jumper in track. Not married.

ORDER OF 49er 1974 DRAFT

- 1a. Wilbur Jackson, RB, Alabama
- 1b. Bill Sandifer, DT, UCLA (choice from New England — Windsor trade)
- 2a. Keith Fahnhorst, TE, OT, Minnesota
- 2b. Delvin Williams, RB, Kansas (choice from Washington — Rosey Taylor trade)
3. Choice traded to St. Louis (Rolf Krueger)
- 4a. Clint Haslerig, WR, Michigan (choice from Green Bay — Al Randolph trade)
- 4b. Sammy Johnson, RB, North Carolina (choice from New Orleans — Dunbar trade)
5. Choice traded to New Orleans (Abramowicz)
6. Mike Raines, DT, Alabama
7. Kermit Johnson, RB, UCLA
8. Jim Schnietz, T, Missouri
9. Manfred Moore, RB, USC
10. Glen Gaspard, LB, Texas
11. Greg Battle, S, Colorado State U.
12. Tom Hull, LB, Penn State
13. Tom Owen, QB, Wichita
14. Walt Williamson, DE, Michigan
15. Leonard Gray, TE, Long Beach State
17. Levi Stanley, G, Hawaii



Head Coach — Dick Nolan

• Coaching

Begins his seventh season as 49er head coach having held that job longer than anyone other than Lawrence T. "Buck" Shaw, who coached nine seasons. Nolan took over 49er leadership prior to the 1968 season, led the club to consecutive NFC West Division championships in 1970-71-72. NFC "Coach of the Year" after the 1970 season and coached the NFC squad in the 1971 and 1972 Pro Bowl Games. Has a regular season won-lost record of 43-36-5. Is 2-1 in playoff games, 0-2 in NFC championship games. First year was 7-6-1, second 4-8-2, third 10-3-1, fourth 9-5-0, fifth 8-5-1 and sixth 5-9-0. Began his coaching career with Dallas Cowboys in 1962 as player-coach under Tom Landry. Retired as player after that season to devote full time to coaching. Served Dallas as overall defensive coach in 1966 and 1967, having been defensive secondary coach before that.

PLAYER—Professional

Drafted 3rd by the New York Giants prior to the 1954 season. Intercepted six passes, returned them for 48 yards as a rookie. With Giants was defensive corner back from 1954 through 1957, played corner back with Chicago Cardinals in 1958, returned to Giants as safety from 1959 through 1961. Played in NFL championship games with Giants in 1956, 1959, 1961. Coached in NFL championship games with Dallas in 1966 and 1967. Played at New York for coaches Jim Lee Howell and Al Sherman. Vince Lombardi joined Giant staff the year Nolan was a rookie. Tom Landry teammate and coach during years with Giants.

PLAYER—College

At University of Maryland began career as quarterback, then switched to offensive halfback. As senior in 1953 season, played both offensive and defensive halfback on Maryland's national championship team. Bernie Faloney was QB of that team. College coach: Jim Tatum. College major: Business administration.

PERSONAL

Born: March 26, 1932, in Pittsburgh, Pa.
Elementary and High School—White Plains, New York. Family moved to White Plains when Dick was five years old. Father is executive with Union Carbide in New York City.
Married—April 19, 1954, to Elizabeth Ann Tullis (goes by Ann). Met at the University of Maryland.
Children—Richard, Jr., 19; Nancy, 18; Michael, 15; Kelly, 13; Lisa, 11, Jimmy, 7.

CAREER HIGHLIGHTS

Member of Maryland's 1953 National Collegiate Champion team. Played in NFL title games with Giants in 1956, 1959, 1961. Coached Dallas in NFL title games in 1966, 1967.

OFFENSIVE COACHES

DON HEINRICH, *Quarterbacks, Receivers*



• *Coaching*

Takes over as quarterback/receiver coach after having served the 49ers as defensive secondary coach since joining the club prior to the 1971 season. Had been offensive chief for the New Orleans Saints for two seasons before coming to San Francisco. Served three seasons ('66-67-68) as offensive backfield coach with the Pittsburgh Steelers. Began coaching in 1961 with the New York Giants.

Player

Quarterbacked the New York Giants (1954-59), the Dallas Cowboys (1960), and the Oakland Raiders (1962). Played with the Giants many of the same seasons 49er head coach Dick Nolan was with the club. As a collegian he played at the University of Washington where he was an All-America quarterback, led the nation in passing in 1950 and again in 1953. Former 49er Hugh McElhenny was a Washington teammate.

Personal

Born: September 19, 1930, in Chicago, Ill.

High School: Bremerton, Wash., where he was football, basketball and baseball star.

Family: Married, wife's name is Barbara. They have a daughter, Lauri, 19, and sons Kyle, 17, Mike, 15, and Kurt, 12.

DOUG SCOVIL, *Backs*

• *Coaching*

Begins his fifth season as a 49er assistant. Joined the club prior to the 1970 campaign as special teams coach, moved to the offensive backfield prior to the 1971 season. Came to the 49ers after a successful, four-year tenure as head coach at the University of Pacific in Stockton, Calif. Before becoming head coach at Pacific, was an assistant at Navy for three years and head coach at College of San Mateo. His record as CSM was 35-7-6. Began coaching career at Sacred Heart HS in San Francisco.



College

Played collegiate football at the University of Pacific (then College of Pacific). Was a three-year starting quarterback and wound up as the school's No. 5 all-time passer. Also earned two varsity letters in basketball. Holds an MA degree from San Jose State.

Personal

Born: July 1, 1927, in San Francisco.

High School: Graduate of SF's Lowell High School.

Family: Married and he and wife, Enid, have three children, sons Douglas, 18, and Randy, 13, and daughter Sara, 6.

OFFENSIVE COACHES

RICH STANFEL, Line

• Coaching

Enters his fourth year as 49er offensive line coach. Came to San Francisco prior to the 1971 season after having been offensive line coach for the Philadelphia Eagles for seven seasons. Prior to joining the Eagle staff, Stanfel was an assistant coach at both Notre Dame and the University of California at Berkeley.

Player

Was second-round draft choice of Detroit Lions prior to the 1951 season, but was injured in the College All-Star Game and sat out what would have been his rookie year. Started for Detroit from 1953 through 1955, including three championship games. In 1954, when Detroit won the NFL title, Stanfel was voted MVP. He was an All-Pro guard beginning 1953 through 1958. Played 1956 through 1958 with the Washington Redskins.

Return to San Francisco is a homecoming. He played college football at the University of San Francisco where he was an All-America guard during the heyday of that school's great football, 1948-51.

Personal

Born: July 20, 1927, in San Francisco, Calif.

High School: Commerce in San Francisco.

Family: Has three sons, Richard, 10, Scott, 9, and Jon, 8.



DEFENSIVE COACHES

PAUL WIGGIN, Coordinator, Line

• Coaching

Takes charge of 49er overall defense this season and will continue to coach the line. Has been defensive line coach since coming to the 49ers with Dick Nolan prior to the 1968 season. In his seventh season, he is the only assistant remaining from that original staff. Came to the 49ers immediately after retiring as an active player.

Professional

Played 11 years of NFL ball, all of it with the Cleveland Browns, by whom he was drafted as a "redshirt" in the sixth round of the 1956 draft. Joined the club in 1957 as a defensive end and became starting right end in 1959, moved to the left side when Bill Glass joined the club in 1962. Recovered 14 opponent fumbles during his pro career, intercepted two passes. Captained the Browns in the 1967 season as they won the NFL Century Division championship. Played in the Pro Bowl in 1966 and 1968.

College

Played tackle at Stanford University and at Modesto Junior College. Co-captained the West team in the 1956 East-West Game. All-American. Also an outstanding rugby player at Stanford.

Personal Born: Nov. 18, 1934, at Modesto, Calif.

High School: Manteca (Calif.) High School, where he earned letters in four sports.

College: Has Masters Degree in Education from Stanford.

Family: Married to former Carolyn Clark (Aug. 11, 1956). They are parents of three daughters, Kymberly, 13; Kristyn, 11, and Kelly, 7.

DEFENSIVE COACHES

ED BEARD, *Linebackers*

• *Coaching*

Will coach 49er linebackers in his second season as an assistant. Came to camp as an active player last year, but knee problems forced him to retire. He served as assistant linebacker coach and assistant special teams coach in 1973, now will concentrate entirely on the linebackers.

Player

Played for eight years with the 49ers after having been the club's 14th-round draft choice prior to the 1964 season. Didn't join the team until 1965, after a service stint, but promptly took over a starting job in

the middle, a position which he held until knee problems began to slow him in 1969. Had regained the starting job, along with that of captaining the special teams, in 1972 when the second knee operation occurred, eventually forcing his retirement.

College

Earned two letters at the University of Tennessee where he played both tackle and linebacker for Coach Bowden Wyatt. Originally drafted by 49ers as a defensive tackle.

Personal

Born: December 9, 1939 in Fredericksburgh, Va.

High School: Stanton Military Academy, Stanton, Va.

Family: Married, wife's name is Barbara.



CHET FRANKLIN, *Secondary*

• *Coaching*

After three seasons as special teams coach, moves into the job of coaching the defensive secondary. Spent 10 years in the college coaching ranks prior to joining the 49ers in 1971, having begun as a graduate assistant at Stanford under Coach Jack Curtice in 1959. Went to Oklahoma as a fulltime assistant to Coach Bud Wilkinson in 1960-61-62, then joined Coach Eddie Crowder at Colorado in 1963 as offensive coordinator, a job he held until becoming a 49er.

Player

Played guard at the University of Utah for three seasons under Jack Curtice. Captained the team as a senior (1956). Spent two years in the Marine Corps after graduation, then joined the Stanford staff while completing work on his Master's degree.

Personal

Born: March 19, 1935, in Ontario, Oregon.

High School: Elko, Nevada, High School.

Family: Married, wife's name is Ann, and they are parents of a daughter, Shana Caryn (8/13/67).



SPECIAL TEAMS COACH

RICH BROOKS, *Special Assignment*

• **Coaching**

In first year as a member of 49er staff with special teams as his major concern. He will also handle other special assignments. Comes to the 49er staff after a year as defensive coordinator at Oregon State, but this is not his first year as a coach in the NFL. Prior to coaching at Oregon State last year, he spent two seasons as special teams coach with the Rams. Prior to the Ram stint, he had been linebacker coach at UCLA for a year and, for five years, an assistant at Oregon State. Began his coaching career as head man at Norte Del Rio HS in Sacramento.



Player

Was a three-year varsity starter at Oregon State, primarily as a defensive back, but also saw some duty as quarterback. Graduated from Oregon State in 1963, completed work on a Masters degree there in 1964.

Personal

Born: August 20, 1941, in Forrest, Calif.

High School: Nevada Union High School, Grass Valley, Calif.

Family: Married, wife's name is Karen, and they are parents of two daughters, Kasey, 10, and Kerri, 8, and son, Brady, 4.

ASSIGNMENT CHANGES AT A GLANCE

There have been a number of coaching assignment changes within the San Francisco 49er staff for 1974. They are:

OFFENSE

Don Heinrich to coach receivers and quarterbacks after having been defensive backfield coach last year. He replaces Jim Shofner, now head coach at TCU, in that assignment.

DEFENSE

Paul Wiggin becomes defensive coordinator, a new designation, and continues as defensive line coach.

Ed Beard will be linebacker coach after having been assistant linebacker and assistant special teams coach last year. He replaces Mike Giddings.

Chet Franklin will be defensive backfield coach, replacing Heinrich, after having been special teams coach last year.

SPECIAL TEAMS

Rich Brooks, joining the 49ers after a 1973 season as an assistant at Oregon State, becomes special teams coach replacing Franklin. Brooks formerly coached special teams for two seasons with Coach Tommy Prothro. Brooks will also handle other special assignments.

JACK WHITE

Vice-President for Personnel

One of the best-known and most widely-respected administrators in professional sports, Jack White begins his 10th year as the key man in the San Francisco 49er player personnel picture.



White, who had been a part-time talent scout for the club for some 14 years, became a full-time 49er in 1965, when he became Director of Scouting. He was appointed general manager prior to the 1967 season when Lou Spadia became club president.

Last year, after the retirement of Lynn O. (Pappy) Waldorf, White assumed responsibility for operating the club's entire player personnel department, including scouting and player relations.

White's experience in professional sport has covered both football and baseball. He was a pro football player, and, later, an assistant coach with the old New York Yankee football team in the All-America Conference.

Still later, he joined the New York Yankee baseball organization and served in capacities which ranged from general manager of their Richmond, Va., farm club, to business and ticket manager for the parent club.

An Easterner by birth (New Britain, Conn.) and a graduate of New York's Manhattan College, Jack now lives in Palo Alto, Calif.

SCOUTING DEPARTMENT

The San Francisco 49ers are members of a four-team talent scouting organization known as "Quadra." Other member teams are Dallas, Los Angeles and San Diego.

Headquarters for the organization, which is directed by long-time football coach and scout Hamp Pool, is in Palo Alto, California. "Quadra" employs nine fulltime scouts.

In addition to their cooperative effort with "Quadra," the 49ers have a fulltime, six-man talent department comprised of four staff scouts and three administrative assistants under the direction of Jack White.

Chief scout is John Michelosen, former University of Pittsburgh and Pittsburgh Steeler coach, with the other staff scouts being Clarence "Ace" Parker, Joe "The Jet" Perry, both members of Pro Football's Hall of Fame, and longtime pro and college coach Neil Schmidt.

FORTY NINER STAFFERS



CHICO NORTON
Equipment Manager

Regarded as one of the most knowledgeable men in the business, Chico Norton begins his 20th year as equipment manager for the 49ers.

He also works for the San Francisco Giants stadium maintenance crew at Candlestick Park, putting in half a season with the Giants before joining the 49ers for their full season.

Chico first entered professional athletics when he went to work for the San Francisco Seals baseball team in 1948. He joined the 49ers in 1956.

His real first name is Forrest, the Chico coming from his home town of Chico, California. Norton and his wife, Sylvia, now live in San Francisco.

CHUCK KRPATA
Head Trainer

In his first season as head trainer after having served as assistant trainer for four years. Holder of a Masters degree in physical therapy and a BS from Utah State, Chuck worked at Stanford as a trainer and as a physical therapist in the student health center before taking over as 49er head man.

Originally from Amityville, N.Y., Chuck, wife Brenda and sons Kyle and Kelly now live in Sunnyvale.



FRANK EGENHOFF
Assistant Trainer

This is Egenhoff's first year with the 49ers after having been head trainer at Colorado State University last year. Prior to going to CSU, Frank had been head trainer at Sacramento State and Cal Poly. He is a graduate of the University of Nevada, has a Masters from Cal Poly and a physical therapy degree from Long Beach State.

Married, wife's name is Julie and they have a daughter, Michelle, and a son, Mike.

FORTY NINER STATISTICS — 1973

TEAM STATISTICS		49ers	Opps.
TOTAL FIRST DOWNS		251	242
By Rushing		97	112
By Passing		127	115
By Penalty		27	15
3rd-Down Efficiency		30.5	35.7
TOTAL NET YARDS		4224	4329
Total Plays		915	928
Average Gain Per Play		4.6	4.7
Average Gain Per Game		301.7	309.2
NET YARDS RUSHING		1743	1963
Total Rushing Plays		422	513
Average Gain Per Rush		4.1	3.8
Average Gain Per Game		124.5	140.2
NET YARDS PASSING		2481	2366
Yards Lost Attempting to Pass		27/164	32/225
Gross Yards Passing		2645	2591
Attempts/Completions		466/233	383/194
Percent Complete		50.0	50.7
Had Intercepted		25	17
Average Net Passing Per Game		177.2	169.0
PUNTS/AVERAGE		79/43.7	72/41.3
PUNT RETURNS/AVERAGE		37/10.6	46/8.0
KICKOFF RETURNS/YARDS		63/20.7	52/22.1
MISCELLANEOUS RETURNS/YARDS		6/127	3/42
INTERCEPTIONS/AVERAGE RETURN		17/7.9	25/15.2
PENALTIES/YARDS		93/903	77/754
FUMBLES/BALL LOST		31/14	23/15
TOTAL POINTS		262	319
TOUCHDOWNS		26	32
By Rushing		15	11
By Passing		9	19
By Returns		2	2
FIELD GOALS		26/33	31/45
Conversions		26/26	32/32
Safety		1	1

RECORD: Won 5, Lost 9, Tied 0

49ers	Opps.		Attendance
13	21	Miami at Miami	68,275
36	34	Denver at Denver	50,966
20	40	Los Angeles at San Francisco	57,487
13	9	Atlanta at Atlanta	58,850
13	17	Minnesota at San Francisco	56,438
40	0	New Orleans at San Francisco	52,881
3	17	Atlanta at San Francisco	56,825
20	30	Detroit at Detroit	49,531
9	33	Washington at Washington	54,381
13	31	Los Angeles at Los Angeles	78,358
20	6	Green Bay at San Francisco	49,244
38	28	Philadelphia at San Francisco	51,155
10	16	New Orleans at New Orleans	62,490
14	37	Pittsburgh at San Francisco	52,752
262	319		

FORTY NINER STATISTICS — 1973

INDIVIDUAL STATISTICS

BY QUARTERS	1	2	3	4	Total
49ers	26	123	50	63	262
Opps.	72	89	56	102	319

RUSHING	Atts.	Net	Avg.	Long.	TDs
Vic Washington	151	534	3.5	25	8
Ken Willard	83	366	4.4	33	1
Jimmy Thomas	56	259	4.6	16	1
Doug Cunningham	44	165	3.8	12	1
Larry Schreiber	42	163	3.9	13	0
Joe Reed	15	85	5.7	20	0
Tom Wittum	1	63	63.0	63	0
Ted Kwalick	5	37	7.4	20	0
Steve Spurrier	9	32	3.6	12	2
David Atkins	4	19	4.9	8	1
John Brodie	5	16	3.2	14	1
Randy Jackson	6	10	1.7	5	0
John Isenbarger	1	-6	-6.0	0	0
49er Totals	422	1743	4.1	63	15
Opponents Totals	513	1963	3.8	37	11

FIELD GOALS	1-19	20-29	30-39	40-49	50+
Bruce Gossett	4/4	9/12	8/9	4/7	1/1
Opponents	5/5	10/10	9/13	5/11	2/6

PASSING	Att.	Comp.	Pct.	Yds.	TDs	Int.	Tkld.
Steve Spurrier	157	83	52.9	882	4	7	12/70
John Brodie	194	98	50.5	1126	3	12	4/29
Joe Reed	114	51	44.7	589	2	6	10/56
John Isenbarger	1	1	100.0	48	0	0	0/0
49er Totals	446	233	50.0	2645	9	25	27/164
Opponents' Totals	383	194	50.7	2591	19	17	32/225

RECEIVING	No.	Yds.	Avg.	Long.	TDs
Ted Kwalick	47	729	15.5	48	5
Gene Washington	37	606	16.4	58	2
Danny Abramowicz	35	442	12.6	54	1
Vic Washington	33	238	7.2	20	0
Ken Willard	22	160	7.3	26	1
Jimmy Thomas	19	157	8.3	66	0
Doug Cunningham	15	118	7.9	23	0
Larry Schreiber	12	98	8.2	31	0
John Isenbarger	10	67	6.7	18	0
Randy Jackson	1	20	20.0	20	0
Dick Witcher	1	13	13.0	13	0
David Atkins	1	-3	-3.0	0	0
49ers Totals	233	2645	11.4	66	9
Opponents Totals	194	2591	13.4	57	19

FORTY NINER STATISTICS — 1973

INTERCEPTIONS BY	No.	Yds.	Avg.	Long.	TDs
Bruce Taylor	6	30	5.0	22	0
Jimmy Johnson	4	46	11.5	30	0
Dave Wilcox	2	14	7.0	10	0
Mel Phillips	1	13	13.0	13	0
Frank Nunley	1	13	13.0	13	0
Jim Sniadecki	1	11	11.0	11	0
Skip Vanderbundt	1	7	7.0	7	0
Windlan Hall	1	0	0.0	0	0

49er Totals	17	134	7.9	30	0
Opponents Totals	25	379	15.2	71	0

KICKOFF RETURNS	No.	Yds.	Avg.	Long.	TDs
Vic Washington	24	549	22.9	38	0
Ralph McGill	17	374	22.0	43	0
Doug Cunningham	8	173	21.6	35	0
Jimmy Thomas	6	81	16.2	23	0
David Atkins	3	93	31.0	54	0
Dave Olerich	2	17	3.5	12	0
Windlan Hall	1	14	14.0	14	0
Mike Simpson	1	0	0.0	0	0
Ken Willard	1	0	0.0	0	0
Jim Snaidecki	1	0	0.0	0	0
49ers Totals	63	1301	20.7	54	0
Opponents Totals	52	1151	22.1	93	1

PUNTING	No.	Yds.	Avg.	Long.	Blkd.
Tom Wittum	79	3455	43.7	62	0
49er Totals	79	3455	43.7	62	0
Opponents' Totals	72	2979	41.4	66	1

PUNT RETURNS	No.	FC	Yds.	Avg.	Long.	TDs
Bruce Taylor	15	6	207	13.8	61	0
Ralph McGill	22	1	186	8.5	54	0
Mike Simpson	0	4	0	0.0	0	0
49er Totals	37	11	393	10.6	61	0
Opponents' Totals	46	7	367	8.0	43	0

	Touchdowns					
	Run	Pass	Retn.	XPM/A	FGM/A	Pts.
Bruce Gossett	0	0	0	26/33	26/26	104
Vic Washington	8	0	0	0	0	48
Ted Kwalick	0	5	0	0	0	30
Steve Spurrier	2	0	0	0	0	12
Gene Washington	0	2	0	0	0	12
Windlan Hall	0	0	2	0	0	12
Ken Willard	1	1	0	0	0	12
John Brodie	1	0	0	0	0	6
Jimmy Thomas	1	0	0	0	0	6
Dave Atkins	1	0	0	0	0	6
Doug Cunningham	1	0	0	0	0	6
Dan Abramowicz	0	1	0	0	0	6
49er Totals	15	9	2	26/33	26/26	262
Opponents Totals	11	19	2	31/45	32/32	319

HIGH MARKS OF 1973

TOP INDIVIDUAL PERFORMANCES

- Rushing:** 115 yards, Ken Willard vs. Philadelphia, December 2, 1973.
Passing: 31 of 48 for 320 yards, 2 TDs, Steve Spurrier vs. Minnesota, October 14, 1973
Receiving: 8 for 57 yards, V. Washington vs. Miami, September 16, 1973.
8 for 118 yards, G. Washington vs. Minnesota, October 14, 1973
8 for 133 yards, 1 TD, Ted Kwalick vs. Detroit, November 4, 1974
Punt Returns: 3 for 62 yards, Bruce Taylor vs. Pittsburgh, December 15, 1973
Interceptions: 2 for 45 yards, Jim Johnson vs. Denver, September 23, 1973
2 for 14 yards, Dave Wilcox vs. Green Bay, November 26, 1973
2 for no yards, Bruce Taylor vs. Denver, September 23, 1973
Scoring: 18 pts., Bruce Gossett vs. Denver, September 23 (3 PATs; 5 FG).
12 pts. (2 TDs) V. Washington vs. New Orleans, October 21.
12 pts. (2 TDs) Steve Spurrier vs. Philadelphia, December 2.

TOP TEAM PERFORMANCES

- Total Offense:** 430 yards, (110 rushing, 320 passing) vs. Minnesota, October 14.
Passing: 320 yards, 1 TD, vs. Minnesota, October 14.
Rushing: 178 yards, 1 TD, vs. Green Bay, November 26, 1973.
174 yards, 3 TDs, vs. Philadelphia, December 2.
Scoring: 40-0 over New Orleans (5 TDs; 5 PATs; 1 FG; 1 Safety) October 21.
38-28 over Philadelphia, (5 TDs; 5 PATs; 1 FG), December 2.
Total Defense: 82 yards total, vs. New Orleans, October 21.
Rushing Defense: 86 yards vs. Washington, November 11.
Passing Defense: (-15) yards; vs. New Orleans, October 21.
Most Sacks—Single Game: 5 for 32 yards, vs. Pittsburgh, December 15.
(sacked QBs four times in one game on four different occasions)
Scoring Defense: 40-0, vs. New Orleans, October 21.
13-9, vs. Atlanta, October 7.
20-6, vs. Green Bay, November 26.

LONGEST PLAYS

- LONGEST RUN FROM SCRIMMAGE—63, Tom Wittum vs. New Orleans, 10/21/73
LONGEST PASS PLAY—66, John Brodie to Jimmy Thomas, vs. Denver, 9/23/73
LONGEST KICKOFF RETURN—54, Dave Atkins vs. Philadelphia, 12/2/73
LONGEST PUNT RETURN—61, Bruce Taylor vs. Pittsburgh, 12/15/73
LONGEST INTERCEPTION RETURN—30, Jimmy Johnson vs. Denver, 9/23/73
LONGEST PUNT—62, Tom Wittum vs. Atlanta, 10/7/73
LONGEST FUMBLE RETURN—66 TD, Windlan Hall vs. Philadelphia, 12/2/73
LONGEST FIELD GOAL—54, Bruce Gossett vs. New Orleans, 10/21/73

49ER DEPARTMENTAL LEADERS—1973

Category	Player	Statistics	NFC Rank	NFL Rank	NFL Leader
Scoring	Bruce Gossett	104 pts., 26 PATs, 26 FGs	4th	6th	Ray, Los Angeles
Rushing	Vic Washington	534 yds., 151 atts., 3.5 avg.	15th	32nd	Simpson, Buffalo
Passing	Steve Spurrier	83 of 157; 882 yds., 4 TDs, 7 int.	13th	21st	Staubach, Dallas
Receiving	Ted Kwalick	47 for 729 yds., 5 TDs	4th	7th (Tie)	Carmichael, Philadelphia
Punting	Tom Wittum	79 for 43.7 yd. avg., 62 longest	1st	4th	Wilson, Kansas City
Interceptions	Bruce Taylor	6 for 30 yds.	2nd (Tie)	4th (Tie)	Anderson, Miami Wagner, Pittsburgh
Kickoff Returns	Vic Washington	24 for 549 yds., 22.9 avg., 38 longest	9th (Tie)	19th	Garrett, Chicago
Punt Returns	Bruce Taylor	15 for 207 yds., 13.8 avg., 61 longest	1st	1st	Taylor, San Francisco

49ERS' 1973 FINAL GAME SUMMARIES

49ERS 13, DOLPHINS 21

Orange Bowl (80,050)

The 49ers started out the 1973 season in Miami and earned a hard fought 13-6 lead at the start of the fourth quarter. Primarily behind the passing of John Brodie, 12 of 17 for 110 yards in the first half but Brodie was unable to return to second half action due to heat exhaustion. A strong 49er defense forced 4 turnovers (2 interception and 2 fumble recoveries) and kept the Dolphins in check for most of the game but the defending World Champions proved too much to handle as Caro Yepremian kicked four field goals and Bob Griese connected with Paul Warfield for Miami's only touchdown of the day. But it was that touchdown that put the game out of reach.

San Francisco	3	7	3	0	— 13
Miami	3	3	0	15	— 21

SF—47 yard FG by Gossett
 M—31 yard FG by Yepremian
 M—53 yard FG by Yepremian
 SF—V. Washington, 3 yard run (Gossett PAT)
 SF—30 yard FG by Gossett
 M—Warfield 10 yard pass from Griese (Yepremian PAT)
 M—45 yard FG by Yepremian
 M—Wittum fell on ball in SF endzone for safety
 M—22 yard FG by Yepremian

	S.F.	M.
First Downs	16	15
Total Offensive Yards	257	279
Rushing Yards	94	171
Passing Yards	163	108
Passes att./comp./had int.	35/18/0	24/11/2
Punts (number/avg.)	7/37.7	3/47.7
Fumbles (number/lost)	2/0	2/2
Penalties (number/yards)	7/75	3/15
Return yardage	187	105

49ERS 36, BRONCOS 34

Mile High Stadium (51,706 Tickets Issued)
 (50,966 In Attendance)

The 49ers making their first regular season appearance in Denver found themselves trailing the Broncos 13-0 early in the second quarter before John Brodie got the offense untracked, reeling off 30 points and giving the 49ers what appeared to be a comfortable lead 30-13 late in the third quarter. But two Floyd Little TDs gave the Broncos a slim 34-33 lead with only four minutes remaining. It set the stage for Brodie, the master at controlling the clock, by the time he was finally stopped the 49ers had moved the ball to the Bronco 32 yard line but more importantly there was only 0:31 seconds remaining in the game. Bruce Gossett then kicked the game winning FG, his fifth of the day, which set a 49er team record.

San Francisco	0	20	10	6	— 36
Denver	10	3	7	14	— 34

D—Simmons 18 yard pass from Johnson (Turner PAT)
 D—Turner 34 yard FG
 D—Turner 28 yard FG
 SF—Gossett 22 yard FG
 SF—Jimmy Thomas 5 yard run (Gossett PAT)
 SF—Brodie 1 yard run
 SF—Gossett 39 yard FG
 SF—Gossett 14 yard FG

SF—V. Washington 1 yard run (Gossett PAT)
 D—Little 1 yard run (Turner PAT)
 SF—Gossett 46 yard FG
 D—Washington 19 yd. pass from Johnson (Turner PAT)
 D—Little 1 yard run (Turner PAT)
 SF—Gossett 39 yard FG

	S.F.	Denver
First Downs	16	22
Total Offensive Yards	347	355
Rushing Yards	135	115
Passing Yards	212	240
Passes att./comp./int.	35/14/1	36/17/5
Punts (number/avg.)	6/46.0	4/35.8
Fumbles (number/lost)	2/0	3/1
Penalties (number/yards)	8/73	4/32
Return yardage	101	114

49ERS 20, RAMS 40

Candlestick Park (60,310 sold)
 (57,482 att.)

The 49ers once again fell victim to an impressive Los Angeles Rams offensive unit and to a capitalizing Ram defensive unit. The Rams' quarterback John Hadl completed 9 of 12 pass attempts for 128 yards and a 39 yard touchdown to Harold Jackson. To compliment his passing game Hadl mixed his calls with effective running plays that produced 223 more yards and two more TDs. David Ray also contributed four FGs for the Ram cause. But three crucial pass interceptions that came while the game was still close led to the 49ers eventual undoing.

Los Angeles	10	17	0	13	— 40
San Francisco	7	3	3	7	— 20

LA—Ray 16 yards FG
 SF—V. Washington 1 yard run (Gossett PAT)
 LA—Bryant 93 yard kickoff return (Ray PAT)
 SF—Gossett 35 yard FG
 LA—McCutcheon 11 yard run (Ray PAT)
 LA—Jackson 39 yard pass from Hadl (Ray PAT)
 LA—Ray 19 yard FG
 SF—Gossett 24 yard FG
 LA—Ray 27 yard FG
 LA—Ray 25 yard FG
 LA—Baker 1 yard run
 SF—Kwalick 20 yard pass from Spurrier (Gossett PAT)

	S.F.	L.A.
First Downs	17	24
Total Offensive Yards	298	351
Rushing Yards	99	223
Passing Yards	199	128
Passes att./comp./int.	30/15/3	12/9/0
Punts (number/avg.)	3/31.3	1/38.0
Fumbles (number/lost)	0/0	1/0
Penalties (number/yards)	8/73	1/15
Return Yardage	159	184

49ERS 13, FALCONS 9

Atlanta Stadium (58,850)

In a game that was offensively nearly errorless and defensively was errorless, the 49ers managed a slight 13-9 victory to even their 1973 record to 2-2. Vic Washington scored on a seven yard run for the day's only touchdown. Bruce Gossett kicked two field goals and Atlanta's Nick Mike-Mayer hunted three for the Falcons' only scores. The 49er victory was marred by the

loss of running back Larry Schreiber for the season with a knee injury. For the Falcons, the loss was the introduction of Bobby Lee, who replaced starter Dick Shiner. Lee would lead the Falcons to their finest season ever, after taking over in the second quarter of this the fourth game of the 1973 season.

San Francisco	0	10	3	0	—	13
Atlanta	0	6	0	3	—	9

SF—Gossett 10 yard FG
 SF—V. Washington 7 yard run (Gossett PAT)
 A—Mike-Mayer 42 yard FG
 A—Mike Mayer 46 yard FG
 SF—Gossett 36 yard FG
 A—Mike-Mayer 37 yard FG

	S.F.	Atlanta
First Downs	16	15
Total Offensive Yards	290	271
Rushing Yards	151	133
Passing Yards	139	138
Passes att./comp./int.	24/13/0	38/17/1
Fumbles (number/lost)	1/1	0/0
Punts (number/avg.)	7/43.7	5/45.0
Penalties (number/yards)	7/95	5/61
Return Yardage	128	136

49ERS 13, VIKINGS 17
Candlestick Park (59,359 sold)
(56,438 att.)

The brilliant passing of Steve Spurrier, who set a club record of 31 completions on 48 attempts for 320 yards, was also the victim of two clutch fourth quarter interceptions by Viking safety Paul Krause and that proved to be the game's deciding factor. The Vikings forced the 49ers into a total of five turnovers, two on interceptions and three via fumbles, despite yielding 430 yards total offense for the day. Spurrier connected on 15 occasions to either Gene Washington, Danny Abramowicz, as each receiver caught eight and seven passes respectively.

Minnesota	7	7	0	3	—	17
San Francisco	3	3	7	0	—	13

M—Gilliam 12 yard pass from Tarkenton (Cox PAT)
 SF—Gossett 28 yard FG
 M—Foreman 1 yard run (Cox PAT)
 SF—Gossett 41 yard FG
 SF—Willard 7 yard pass from Spurrier (Gossett PAT)
 M—Cox 22 yard FG

	S.F.	M.
First Downs	28	14
Total Offensive Yards	430	220
Rushing Yards	110	96
Passing Yards	320	124
Passes att./comp./int.	48/31/2	22/10/1
Punts (number/avg.)	1/47.0	6/41.7
Fumbles (number/lost)	5/3	0/0
Penalties (number/yards)	7/85	7/71
Return Yardage	110	112

49ERS 40, SAINTS 0
Candlestick Park (60,629 sold)
(52,881 att.)

The 49ers put together their finest day of 1973 both offensively and defensively. The offense generated 424 yards total offense, 203 rushing and 221 passing. The defense held the Saints to a total of two first downs for the day (a 49er record), minus 15 yards passing and 82 yards total offense. The first score came on a 23 yard pass from John Brodie to ex-Saint Danny

Abramowicz. It was Abramowicz's first score since joining the 49ers two weeks earlier. And reserve quarterback Joe Reed hit Ted Kwalick for a 36 yard scoring play in the fourth quarter for the game's final score. Vic Washington scored twice from one yard out and Ken Willard scored on a three yard run between passing scores. Bruce Gossett kicked a 54 yard FG which broke the 49ers' team record for the longest field goal.

New Orleans	0	0	0	0	—	0
San Francisco	0	10	21	9	—	40

SF—Abramowicz 23 yd. pass from Brodie (Gossett PAT)
 SF—Gossett 54 yard FG
 SF—V. Washington 1 yard run (Gossett PAT)
 SF—V. Washington 1 yard run (Gossett PAT)
 SF—Willard three yard run (Gossett PAT)
 SF—Hardman tackled Scott for safety
 SF—Kwalick 36 yard pass from Reed (Gossett PAT)

	S.F.	N.O.
First Downs	21	2
Total Offensive Yards	424	82
Rushing Yards	203	97
Passing Yards	221	-15
Passes att./comp./int.	31/17/2	18/5/1
Punts (number/avg.)	8/43.4	11/41.5
Fumbles (number/lost)	1/0	2/2
Penalties (number/yards)	8/88	4/29
Return Yardage	108	107

49ERS 20, LIONS 30
Tiger Stadium (49,531 att.)
(54,342 sold)

After a furious start with Detroit quarterback Bill Munson hitting wide receiver Larry Walton for two first quarter scores the 49ers found themselves down 14 points going into the second quarter. John Brodie led the 49er offense on a 20 point spree which included touchdown passes to Gene Washington and Ted Kwalick, and two Bruce Gossett field goals prior to intermission. A second quarter touchdown by Altie Taylor gave the Lions a slim 24-20 halftime lead. The second half was a completely different game, as Detroit did all the scoring with two Jim O'Brien field goals. Brodie was intercepted four times in the half and Detroit managed to cut-off all 49er threats and win the game 30-20.

San Francisco	0	20	0	0	—	20
Detroit	14	10	3	3	—	30

D—Walton 19 yard pass from Walton (O'Brien PAT)
 D—Walton 49 yard pass from Walton (O'Brien PAT)
 SF—Washington 5 yard pass from Brodie (Gossett PAT)
 D—Taylor 19 yard run (O'Brien PAT)
 SF—Gossett 24 yard FG
 SF—Gossett 35 yard FG
 D—O'Brien 39 yard FG
 SF—Kwalick 31 yard pass from Brodie (Gossett PAT)
 D—O'Brien 10 yard FG
 D—O'Brien 37 yard FG

	S.F.	D.
First Downs	16	18
Total Offensive Yards	324	391
Passing Yards	254	232
Rushing Yards	70	159
Passes att./comp./int.	47/23/6	27/14/2
Punts (number/avg.)	6/47.2	3/46.2
Fumbles (number/lost)	1/0	4/2
Penalties (number/yards)	5/33	3/35
Return Yardage	170	289

49ERS 3, ATLANTA 28

**Candlestick Park (61,014 sold)
(56,825 att.)**

The Falcons avenged an earlier loss to the 49ers behind the leadership of Bob Lee, a product of San Francisco's Lowell High School. Lee threw two touchdown passes, as he connected on 11 of 13 attempts for 194 yards. Falcon wide receiver Ken Burrow was the recipient of both touchdown passes, 51 yards and 22 yards respectively. When Lee wasn't connecting in the air, he was giving the ball to Dave Hampton or Art Malone. The Falcon ground game accounted for 183 yards with Malone and Hampton accounting for 169 of those yards. The 49ers only score came in the fourth quarter on a 42 yard Bruce Gossett field goal.

Atlanta	7	7	3	0	—	17
San Francisco	0	0	0	3	—	3

A —Burrow 51 yard pass from Lee (Mike-Mayer PAT)
 A —Burrow 22 yard pass from Lee (Mike-Mayer PAT)
 A —Mike-Mayer 52 yard FG
 SF—Gossett 42 yard FG

	S.F.	A.
First Downs	13	19
Total Offensive Yards	178	377
Rushing Yards	93	183
Passing Yards	85	194
Passes att./comp./had int.	37/16/0	13/11/1
Punts (number/avg.)	8/44.9	4/44.8
Fumbles (number/lost)	0/0	2/1
Penalties (number/yards)	6/70	4/50
Return Yardage	91	81

49ERS 9, REDSKINS 33

RFK Stadium (54,381)

The Washington Redskins capitalized on their trademark, forcing the opposition into turnovers, and spoiled Joe Reed's first starting assignment as a pro. The Redskins picked off two of Reeds passes and recovered three of the 49ers' four fumbles. Reed completed 20 of his 36 attempts for a respectable 233 yards but was sacked by the Redskins seven times. Redskins' quarterback Billy Kilmer completed 22 of his 39 passes for 267 yards. Sonny Jurgensen made a brief appearance in the first quarter when Kilmer left the game due to injury, on a third and 10 situation on the 49ers' 18 yard line, Jurg hit Larry Brown for the game's first score. Both field goal kickers had a busy day, Curt Knight hit on four of five attempts, while Bruce Gossett hit on all three attempts.

San Francisco	0	9	0	0	—	9
Washington	7	3	13	10	—	33

W—Brown 18 yard pass from Jurgensen (Knight PAT)
 SF—Gossett 9 yard FG
 SF—Gossett 27 yard FG
 W—Knight 42 yard FG
 SF—Gossett 38 yard FG
 W—Harraway 25 yd. pass from Kilmer (Knight PAT)
 W—Knight 32 yard FG
 W—Knight 24 yard FG
 W—Knight 41 yard FG
 W—Hancock 2 yard pass from Kilmer (Knight PAT)

	S.F.	Wash.
First Downs	22	22
Total Offensive Yards	322	343
Passing Yards	233	285
Rushing Yards	123	86

Passes att./comp./int.	36/20/2	40/23/0
Punts (number/avg.)	4/38.7	3/40.3
Fumbles (number/lost)	4/3	2/2
Penalties (number/yards)	9/72	10/90
Return Yardage	174	164

49ERS 13, RAMS 31

Los Angeles Coliseum (78,358)

The Rams continued their dominance over the 49ers as they won their seventh consecutive game between the two teams. The last 49er victory came in October of 1970, when the 49ers defeated the Rams 20-6 in the Coliseum. John Hadl directed the Rams' offense flawlessly as they gained 414 yards total offense. Their rushing game was split primarily between five runners who gained a total of 185 yards. When Hadl decided to throw he found great success, especially to his ace, Harold Jackson, who caught only four passes, three for touchdowns. 49er quarterback Joe Reed started for the second consecutive week, he completed 10 of 29 attempts for 128 yards but was the victim of 2 interceptions as well as being sacked twice.

San Francisco	3	3	0	7	—	13
Los Angeles	0	17	7	7	—	31

SF—Gossett 24 yard FG
 LA—Jackson 25 yard pass from Hadl (Ray PAT)
 SF—Gossett 17 yard FG
 LA—Ray 37 yard FG
 LA—Jackson 22 yard pass from Hadl (Ray PAT)
 LA—Bertelsen 5 yard run (Ray PAT)
 LA—Jackson 57 yard pass from Hadl (Ray PAT)
 SF—V. Washington 1 yard run (Gossett PAT)

	S.F.	L.A.
First Downs	12	21
Total Offensive Yards	195	414
Rushing Yards	66	185
Passing Yards	143	237
Passes att./comp./int.	31/12/2	24/13/0
Punts (number/avg.)	6/40.8	5/40.6
Fumbles (number/lost)	2/0	2/1
Penalties (number/yards)	1/5	7/80
Return Yardage	7/135	8/70

49ERS 20, PACKERS 6

**Candlestick Park (61,175 sold)
(49,244 att.)**

Joe Reed started his third consecutive game but was relieved at the start of the fourth quarter by Steve Spurrier. Reed managed to direct the 49ers to a slim 10-6 lead but Spurrier hit on four of five attempts for 50 yards capping the play with a 20 yard scoring pass to Ted Kwalick in his first series. The 49er defense turned the ball back to Spurrier on Dave Wilcox's second interception of the night and Spurrier promptly moved the 49ers into easy field goal range for Bruce Gossett to kick his second of the night. Green Bay moved the ball to the 49ers' 27 yard line but Bruce Taylor picked off a Jim Del Gaizo pass and the 49ers ran out the clock to win.

Green Bay	0	3	0	3	—	6
San Francisco	0	10	0	10	—	20

SF—V. Washington 1 yd. run (Gossett PAT)
 GB—Marcol 35 yd. FG
 SF—Gossett 25 yd. FG

GB—Marcol 15 yd. FG
 SF—Kwalick 20 yd. pass from Spurrier (Gossett PAT)
 SF—Gossett 22 yd. FG

	S.F.	G.B.
First Downs	18	16
Total Off. Yards	268	255
Rushing Yards	174	131
Passing Yards	94	124
Passes att./comp./int.	21/9/0	26/14/3
Punts (number/avg.)	5/43.2	5/44.6
Fumbles (number/lost)	0/0	5/1
Penalties (number/yards)	9/92	4/37
Return Yardage	90	90

49ERS 38, EAGLES 28

Candlestick Park (60,423 sold)
 (51,155 att.)

Led by Steve Spurrier the 49er offense came alive in every aspect by generating 389 yards total offense. The running game returned to its old form with Ken Willard gaining 117 yards and Doug Cunningham gained another 63 yards. Spurrier was moving the 49ers through the air as he completed 15 of his 24 pass attempts for 233 yards. Spurrier twice elected to keep the ball on short yardage, goal line situation himself and scored two touchdowns. The Eagles rallied in the third quarter behind Roman Gabriel and his compliment of receivers Charlie Young, Harold Carmichael and Don Zimmerman from a 28-0 deficit. Gabriel threw 55 times in the game completing 28 of his passes for 317 yards and was able to put 28 second half points on the score board.

Philadelphia 0 0 7 21 — 28
 San Francisco 7 21 3 7 — 38

SF—Hall 66 yard fumble recovery (Gossett PAT)
 SF—Spurrier 1 yard run (Gossett PAT)
 SF—Cunningham 3 yard run (Gossett PAT)
 SF—G. Washington 28 yard pass from Spurrier (Gossett PAT)
 P —Carmichael 14 yard pass from Gabriel (Dempsey PAT)
 SF—Gossett 25 yard FG
 P —Young 18 yard pass from Gabriel (Dempsey PAT)
 P —Sullivan 1 yard run (Dempsey PAT)
 SF—Spurrier 1 yard run (Gossett PAT)
 P —Bulaich 1 yard run (Dempsey PAT)

	S.F.	Phila.
First Downs	22	22
Total Off. Yards	389	409
Rushing Yards	178	92
Passing Yards	233	317
Passes att./comp./int.	24/15/3	55/28/1
Punts (number/avg.)	7/35.3	4/46.5
Fumbles (number/lost)	3/3	3/2
Penalties (number/yards)	11/95	11/95
Return Yardage	169	168

49ERS 10, SAINTS 16

Tulane Stadium (62,490)

Bobby Scott filling in for the injured Archie Manning led the Saints 16-10 victory and avenged an earlier season loss to the 49ers in San Francisco. After Manning hit former 49er Jubilee Dunbar for a 37 yard touchdown pass in the first quarter, Scott replaced the injured Manning and directed the Saints to a total of three field goals in the second and third quarters. The game was dominated by defense of both teams. Joe Reed replaced Steve Spurrier in the fourth quar-

ter and moved the 49ers to their only touchdown of the day, that being a 14 yard pass to tight end Ted Kwalick. Reed had moved the 49ers into Saint territory with just little more than a minute remaining but the Saint defense held on a fourth down attempt and the Saints took over and ran the clock out.

San Francisco 3 0 0 7 — 10
 New Orleans 7 6 3 0 — 16

NO—Dunbar 37 yard pass from Manning (McClard PAT)
 SF—Gossett 34 yard FG
 NO—McClard 19 yard FG
 NO—McClard 20 yard FG
 NO—McClard 29 yard FG
 SF—Kwalick 14 yard pass from Reed (Gossett PAT)

	S.F.	N.O.
First Downs	18	14
Total Off. Yards	268	274
Rushing Yards	116	120
Passing Yards	152	154
Passes att./comp./int.	34/17/1	24/11/0
Punts (number/avg.)	7/50.1	6/39.2
Fumbles (number/lost)	4/2	1/1
Penalties (number/yards)	6/50	2/10
Return yardage	110	116

49ERS 14, STEELERS 37

Candlestick Park (61,151 sold)
 (52,752 att.)

It was John Brodie Day at Candlestick Park. This would be the day which brought to an end an illustrious 17 year career of quarterbacking the San Francisco 49ers. But soreness in his right arm forced Brodie to take himself out of the game in the first quarter as Steeler defensive back John Rowser picked off two of Brodie's passes running one back for a 71 yard TD. The Steelers intercepted five 49er passes in the game and subsequently killed any drive the 49ers were able to sustain. 49er specialists' Bruce Taylor returned a fourth quarter Steeler punt 62 yards thus giving him the leadership among NFL punt returners for 1973. And rookie Tom Wittum finished the season as the NFC's top punter with a 43.7 average.

Pittsburgh 7 7 13 10 — 37
 San Francisco 0 7 0 7 — 14

PITT—Rowser 71 yard pass interception return (Gerela PAT)
 SF —Hall recovered blocked punt in end zone (Gossett PAT)
 PITT—P. Pearson 1 yard run (Gerela PAT)
 PITT—Gerela 27 yard FG
 PITT—Gerela 27 yard FG
 PITT—Lewis 50 yard pass from Bradshaw (Gerela PAT)
 PITT—Gerela 35 yard FG
 PITT—Davis one yard run (Gerela PAT)
 SF —Atkins 3 yard run (Gossett PAT)

	S.F.	Pitt.
First Downs	16	18
Total Off. Yards	239	308
Rushing Yards	127	172
Passing Yards	112	136
Passes att./comp./int.	33/13/5	24/11/0
Punts (number/avg.)	8/40.8	9/41.6
Fumbles (number/lost)	1/0	3/1
Penalties (number/yards)	6/52	7/79
Return yardage	223	163

FORTY NINER RECORD SECTION

INDIVIDUAL RECORDS

BALL CARRYING

Most Times Carried Ball—Career	1667	Joe Perry	1948-1960, 1963
	1475	Joe Perry (NFL only)	1950-1960, 1963
Most Times Carried Ball—One Season	258	J. D. Smith	1962
Most Times Carried Ball—One Game	31	J. D. Smith	At Chicago Bears 10/14/62
	31	J. D. Smith	At Baltimore 10/7/62
Most Yards Gained—Career	8689	Joe Perry	1948-1960, 1963
	7344	Joe Perry (NFL only)	1950-1960, 1963
Most Yards Gained—One Season	1049	Joe Perry	1954
Most Yards Gained—One Game	174	Joe Perry	Detroit 11/2/58
Highest Average Gain—Career	4.89 (4288 Yards—877 Carries)	Hugh McElhenny	1952-60
	5.21 (8689 Yards—1667 Carries)	Joe Perry	1948-1960, 1963
	4.98 (7344 Yards—1475 Carries)	Joe Perry (NFL only)	1950-1960, 1963
Highest Average Gain—One Game—10-15 Attempts	13.23 (174 Yards—13 Carries)	Joe Perry	Detroit 11/2/58
Highest Average Gain—One Game—16-20 Attempts	9.69 (155 Yards—16 Carries)	Joe Perry	Cleveland (AAC) 10/9/49
	9.56 (133 Yards—16 Carries)	Joe Perry	11/20/55
			At Green Bay (Milwaukee)
Highest Average Gain—One Game—Over 20 Attempts	7.23 (159 Yards—22 Carries)	Hugh McElhenny	11/23/58
			At Green Bay (Milwaukee)

Note: Joe Perry's records reflect only the time he played for the San Francisco 49ers.

PASSING

Most Passes Attempted—Career	4540	John Brodie	1957-73
Most Passes Attempted—One Season	427	John Brodie	1966
Most Passes Attempted—One Game	54	John Brodie	at Chicago 11/13/66
Most Passes Completed—Career	2468	John Brodie	1957-73
Most Passes Completed—One Season	242	John Brodie	1965
Most Passes Completed—One Game	31	Steve Spurrier	Minnesota 10/14/73
Highest Completion Percentage—Career	54.4% (2468 comps., 4540 atts.)	John Brodie	1957-73
Highest Completion Percentage—One Season	63.1% (176 Completions—279 Attempts)	Y. A. Tittle	1957
Highest Completion Percentage—One Game—10-20 Attempts	86.7% (13 Completions—15 Attempts)	Frank Albert	At Baltimore (AAC) 10/10/48
	85% (17 comps., 20 atts.)	John Brodie	Atlanta 9/29/68
Highest Completion Percentage—One Game—21-30 Attempts	80.95% (17 Completions—21 Attempts)	John Brodie	At Los Angeles 11/18/62
Highest Completion Percentage—One Game—31 or More Attempts	76.4% (26 Completions—34 Attempts)	John Brodie	Green Bay 12/19/65
Most Yards Gained Passing—Career	31,950	John Brodie	1957-73
Most Yards Gained Passing—One Season	3,112	John Brodie	1965
Most Yards Gained Passing—One Game	371	Y. A. Tittle	Baltimore 12/13/53
Most Passes Had Intercepted—Career	224	John Brodie	1957-73
Most Passes Had Intercepted—One Season	28	Y. A. Tittle	1955

RECORD SECTION

INDIVIDUAL RECORDS (Cont'd)

Most Passes Had Intercepted—One Game 6	John Brodie	At Detroit	11/4/73
Most Touchdown Passes—Career 214	John Brodie		1957-73
Most Touchdown Passes—One Season 30	John Brodie		1965
29	Frank Albert (AAC)		1948
Most Touchdown Passes—One Game 5	Frank Albert	Cleveland (AAC)	10/9/49
	John Brodie	At Minnesota	11/23/65
	Steve Spurrier	At Chicago	11/19/72
Most Yards Lost Attempting to Pass—One Season 362	Y. A. Tittle		1957
Most Yards Lost Attempting to Pass—One Game 72	Y. A. Tittle	At Los Angeles	11/10/57

PASS RECEIVING

Most Receptions—Career 407	Billy Wilson		1951-60
Most Receptions—One Season 80	Dave Parks		1965
Most Receptions—One Game 12	Bernie Casey	at Chicago	11/13/66
Most Touchdown Passes—Career 49	Alyn Beals		1946-52
49	Billy Wilson		1951-60
Most Touchdown Passes—One Season 14	Alyn Beals (AAC)		1948
12	Dave Parks		1965
	Gene Washington		1972
Most Touchdown Passes—One Game 3	Gordy Soltau	Los Angeles	10/28/51
	Alyn Beals	At Chicago (AAC)	9/30/49
	Alyn Beals	at Brooklyn (AAC)	11/21/48
	Bernie Casey	At Minnesota	12/2/62
	Dave Parks	At Baltimore	10/3/65
	Bernie Casey	Minnesota	10/24/65
	Gene Washington	At New Orleans	12/13/70
	Gene Washington	At San Diego	9/17/72
Most Yards Receptions—Career 5802	Billy Wilson		1951-60
Most Yards Receptions—One Season 1,344	Dave Parks		1965
Most Yards Receptions—One Game 231	Dave Parks	At Baltimore	10/3/65
Highest Average Gain Per Reception—One Season—10-20 Receptions 28.2 (12 Receptions—388 Yards)	Carroll Hardy		1955
Highest Average Gain Per Reception—One Season—21 or More Receptions 20.7 (53 receptions, 1100 yards)	Gene Washington		1970

PASS INTERCEPTIONS

Most Interceptions—Career 41	Jimmy Johnson		1961-73
Most Interceptions—One Season 10	Dave Baker		1960
9	Lowell Wagner		1951
	Jim Cason (AAC)		1949
	Kermit Alexander		1968
Most Interceptions—One Game 4	Dave Baker	At Los Angeles	12/4/60
3	Dick Moegle	Chicago Bears	10/27/57
	Lowell Wagner	Detroit	12/16/51
	Jim Cason	At Los Angeles (AAC)	11/13/49
	Bill Stits	Pittsburgh	9/28/58
Most Yards Interceptions Returned—Career 548	Jimmy Johnson		1961-73

RECORD SECTION

INDIVIDUAL RECORDS (Cont'd)

Most Yards Interceptions Returned—One Season	155	Kermit Alexander		1968
Most Yards Interceptions Returned—One Game	94 (1 Interception)	Al Randolph	Chicago	12/11/66
	90 (2 Interceptions)	Kermit Alexander	At Pittsburgh	11/24/68

KICKOFF RETURNS

Most Kickoffs Returned—Career	174	Abe Woodson		1958-1964
Most Kickoffs Returned—One Season	37	Abe Woodson		1962
		Kermit Alexander		1966
Most Kickoffs Returned—One Game	7	Abe Woodson	At Detroit	9/23/62
Most Yards Kickoffs Returned—Career	4820	Abe Woodson		1958-1964
Most Yards Kickoffs Returned—One Season	1157	Abe Woodson		1962
Most Yards Kickoffs Returned—One Game	210	Abe Woodson	Detroit	11/11/62
Highest Average Kickoff Return—Career	27.7 (174 Returns—4820 Yards)	Abe Woodson		1958-1964
Highest Average Kickoff Return—One Season	34.4 (16 Returns—551 Yards)	Joe Arenas		1953
Highest Average Kickoff Return—One Game	67.7 (3 Returns—202 Yards)	3 or More Returns		
	52.7 (2 Returns—158 Yards)	Len Lyles	Baltimore	12/18/60
		Abe Woodson	At Los Angeles	11/8/59

PUNT RETURNS

Most Punts Returned—Career	124	Joe Arenas		1951-57
Most Punts Returned—One Season	43	Bruce Taylor		1970
Most Punts Returned—One Game	9	Ralph McGill	At Atlanta	10/29/72
Most Yards Punts Returned—Career	1103 (113 returns)	Bruce Taylor		1970-73
Most Yards Punts Returned—One Season	516	Bruce Taylor		1970
Most Yards Punts Returned—One Game	133 (6 returns)	Bruce Taylor	at Houston Oilers	11/15/70
Highest Average Punt Return—Career	9.83 (83 Returns—816 Yards)	Abe Woodson		1958-1963
	14.03 (67 Returns—940 Yards)	Jim Cason		1948-54
Highest Average Punt Return—One Season	16.7 (21 Returns—351 Yards)	Jim Cason (AAC)		1949
	15.7 (11 Returns—173 Yards)	Jim Cason		1950
Highest Average Punt Return—One Game	40.7 (3 Returns—122 Yards)	3 or More Returns		
		Hugh McElhenny	At Chicago Bears	10/19/52

PUNTING

Most Punts—Career	511	Tommy Davis		1959-69
Most Punts—One Season	79	Tommy Davis		1964
Most Punts—One Game	11	Pete Brown	At Chicago Bears	10/17/54
Most Yards Punting—Career	22,857	Tommy Davis		1959-69
Most Yards Punting—One Season	3599	Tommy Davis		1964
Most Yards Punting—One Game	475	Tommy Davis	At Detroit	10/6/63
Highest Punting Average—Career—100 or More Punts	45.3 (371 Punts—16798 Yards)	Tommy Davis		1959-1964
Highest Punting Average—One Season—30 or More Punts	48.2 (31 Punts—1495 Yards)	Frank Albert (AAC)		1949
	45.7 (59 Punts—2694 Yards)	Tommy Davis		1959
Highest Punting Average—One Game—3-6 Punts	54.5 (4 Punts—218 Yards)	Larry Barnes	Chicago Cardinals	9/29/57
	54.5 (4 Punts—218 Yards)	Tommy Davis	Chicago	11/19/61

RECORD SECTION

INDIVIDUAL RECORDS (Cont'd)

Highest Punting Average—One Game—7 or More Punts			
47.8 (8 Punts—382 Yards)	Tommy Davis	At Baltimore	10/13/63
47.5 (8 Punts—380 Yards)	Bill Jessup	At Los Angeles	11/10/57

SCORING

Most Points Scored—Career		Tommy Davis		1959-69
737 (130 FGs, 347 Extra Points)				
Most Points Scored—One Season		Gordy Soltau		1953
114 (6 Touchdowns, 10 Field Goals, 48 Extra Points)				
Most Points Scored—One Game		Gordy Soltau		10/28/51
26 (3 Touchdowns, 1 Field Goal, 5 Extra Points)				
Most Touchdowns Scored—Career		Joe Perry		1948-60
80		Joe Perry (NFL only)		1950-60
57				
Most Touchdowns Scored—One Season		Alyn Beals (AAC)		1948
14		Joe Perry		1953
13				
Most Touchdowns Scored—One Game		Bill Kilmer		10/15/61
4 At Minnesota				
Most Extra Points Attempted—Career		Tommy Davis		1959-69
349				
Most Extra Points Attempted—One Season		Joe Vetrano (AAC)		1948
66		Tommy Davis		1965
53				
Most Extra Points Attempted—One Game		Joe Vetrano		11/21/48
9 At Brooklyn (AAC)				
7		Tommy Davis		10/1/61
At Detroit				
		Tommy Davis		9/19/65
Chicago				
Most Extra Points—Career		Tommy Davis		1959-69
347 (349 Attempts)				
Most Extra Points—One Season		Joe Vetrano (AAC)		1948
62 (66 Attempts)		Tommy Davis		1965
52 (53 Attempts)				
Most Extra Points—One Game		Joe Vetrano		11/21/48
9 At Brooklyn (AAC)				
7		Tommy Davis		10/1/61
At Detroit				
		Tommy Davis		9/19/65
Chicago				
Most Field Goal Attempts—Career		Tommy Davis		1959-69
279				
Most Field Goal Attempts—One Season		Bruce Gossett		1971
36				
Most Field Goal Attempts—One Game		Gordy Soltau		11/23/58
6 At Green Bay (Milwaukee)				
Most Field Goals—Career		Tommy Davis		1959-69
130				
Most Field Goals—One Season		Bruce Gossett		1973
26				
Most Consecutive Field Goals—One Season		Bruce Gossett		1973
13 (8 games)				
Most Field Goals—One Game		Bruce Gossett		9/23/73
5 At Denver				
Highest Extra Point Percentage—Career—100 or More Attempts		Tommy Davis		1959-69
99.4% (349 atts., 347 made)				
Highest Extra Point Percentage—One Season—30 or More Attempts		Joe Vetrano (AAC)		1949
100% (56 Attempts—56 Made)		Gordy Soltau		1957
(33 Attempts—33 Made)		Tommy Davis		1959
(31 Attempts—31 Made)		Tommy Davis		1961
(44 Attempts—44 Made)		Tommy Davis		1962
(36 Attempts—36 Made)		Tommy Davis		1962
(33 Attempts—33 Made)		Tommy Davis		1967
Highest Field Goal Percentage—Career—50 or More Attempts		Tommy Davis		1959-69
46.5% (279 atts., 130 made)				
Highest Field Goal Percentage—One Season		Bruce Gossett		1973
78.7% (33 atts., 26 made)				

FORTY NINER RECORD SECTION

TEAM RECORDS

BALL CARRYING

Most Rushing Plays—One Season	(AAC)	1948
603		1951
523		
Most Rushing Plays—One Game	At Green Bay (Milwaukee)	10/10/54
56	Detroit	10/25/53
	Baltimore	10/29/50
	Los Angeles (AAC)	9/19/48
Fewest Rushing Plays—One Season		1958
359		
Fewest Rushing Plays—One Game	At Minnesota	12/14/69
14		
Most Rushing Plays Allowed—One Season		1955
538		
Most Rushing Plays Allowed—One Game	At Chicago Bears	11/19/50
62		
Fewest Rushing Plays Allowed—One Season		1954
348		
Fewest Rushing Plays Allowed—One Game	At Philadelphia	10/15/67
12		
Most Yards Rushing—One Season	(AAC)	1948
3663		1954
2498		
Most Yards Rushing—One Game	Baltimore (AAC)	13/24/48
390	At Minnesota	10/15/61
324		
Most Yards Rushing Allowed—One Season		1962
2241		
Most Yards Rushing Allowed—One Game	At Los Angeles	11/9/58
324		
Fewest Yards Rushing—One Season		1964
1332		
Fewest Yards Rushing—One Game	At Minnesota	12/14/69
12		
Fewest Yards Rushing Allowed—One Season	(AAC)	1946
873		1954
1371		
Fewest Yards Rushing Allowed—One Game	At Los Angeles (AAC)	10/12/46
1	At New Orleans	10/1/72
7		
Highest Rushing Average—One Season	(AAC)	1948
6.07		1954
5.65		
Highest Rushing Average—One Game	Dallas	10/26/52
10.96 (24 Plays—263 Yards)		
Lowest Rushing Average—One Game	At Minnesota	12/14/69
0.9 (12 yds., 14 atts.)		
Lowest Rushing Average—One Season		1970
3.4 (468 carries, 1578 yards)	(AAC)	1946
3.67 (592 Plays—2175 Yards)		

PASSING

Most Passes Attempted—One Season		1966
500		
Most Passes Attempted—One Game	At Chicago	11/13/66
54		
Fewest Passes Attempted—One Season	(AAC)	1946
252		1959
264		
Fewest Passes Attempted—One Game	At Los Angeles (AAC)	12/5/48
12	At Baltimore	11/29/53
14		
Most Passes Completed—One Season		1969
278		

RECORD SECTION

TEAM RECORDS (Cont'd)

Most Passes Completed—One Game	Minnesota	10/14/73
31		
Fewest Passes Completed—One Season	(AAC)	1946
130		1959
132		
Fewest Passes Completed—One Game	Los Angeles (AAC)	9/19/49
4	Chicago (AAC)	11/30/46
	At Los Angeles	11/4/51
5	Minnesota	9/30/62
Highest Completion Percentage—One Season		1957
62.6% (305 Attempts—191 Completions)		
Highest Completion Percentage—One Game	At Baltimore (AAC)	10/10/48
80% (20 Attempts—16 Completions)	At Los Angeles	11/18/62
80.95% (21 Attempts—17 Completions)		
Lowest Completion Percentage—One Season		1963
44.7% (349 Attempts—156 Completions)		
Lowest Completion Percentage—One Game	Chicago (AAC)	11/30/46
28.6% (14 Attempts—4 Completions)	Los Angeles (AAC)	9/19/49
28.6% (14 Attempts—4 Completions)	Minnesota	9/30/62
26.32% (19 Attempts—5 Completions)		
Most Net Yards Passing—One Season		1965
3,487		
Most Net Yards Passing—One Game	Baltimore	12/13/53
345		
Most Net Yards Passing Allowed—One Season		1963
3311		
Most Net Yards Passing Allowed—One Game	Dallas	11/10/63
419 (460 Gross)		
Fewest Net Yards Passing—One Season		1959
1549		
Fewest Net Yards Passing—One Game	Los Angeles	10/7/56
11		
Fewest Net Yards Passing Allowed—One Season		1952
1638		
Fewest Net Yards Passing Allowed—One Game	Los Angeles	10/10/71
-18		
Most Passes Had Intercepted—One Season		1958
29		
Most Passes Had Intercepted—One Game	At Los Angeles	10/18/64
7		
Most Passes Intercepted By—One Season		1951
33		
Most Passes Intercepted By—One Game	At Los Angeles (AAC)	12/5/48
7	At Chicago Bears	10/17/54
6	Los Angeles	10/28/51
6		
Fewest Passes Had Intercepted—One Season		1970
10		
Fewest Passes Intercepted By—One Season		1962
12		
Most Yards Lost Attempting to Pass—One Season		1952
396		
Most Yards Lost Attempting to Pass—One Game	Dallas	10/26/52
95 (11 tackles)		
Most Yards Lost Attempting to Pass by Opponents—One Season		1967
409 (48 tackles)		
Most Yards Lost Attempting to Pass by Opponents—One Game	Detroit	11/11/59
75		
Fewest Yards Lost Attempting to Pass—One Season		1970
87		
Highest Average Gain Per Pass Attempt—One Season		1961
8.83		
Highest Average Gain Per Pass Attempt—One Game	Chicago	11/19/61
16.7 (11 of 19 for 322)		

RECORD SECTION
TOTAL PLAYS & YARDAGE
 TEAM RECORDS (Cont'd)

Most Total Yards Gained—One Season		
5767 (3663 Rushing—2104 Passing)	(AAC)	1948
4904 (2804 Rushing—2100 Passing)		1961
Most Total Yards Gained—One Game		
597	Baltimore	12/13/53
Most Total Yards Allowed—One Season		
5447 (2076 Rushing—3371 Passing)		1963
4521 (1906 Rushing—2615 Passing)	(AAC)	1948
Most Total Yards Allowed—One Game		
584 (183r, 401p)	At Chicago	12/12/65
Fewest Total Yards Gained—One Season		
3281 (1454 Rushing—1827 Passing)		1963
Fewest Total Yards Gained—One Game		
61 (71 Rushing—Minus 10 Passing)	At Detroit	10/6/63
Fewest Total Yards Allowed—One Season		
3023 (873 Rushing—2150 Passing)	(AAC)	1946
3204 (1566 Rushing—1638 Passing)		1952
Fewest Total Yards Allowed—One Game		
65 (40 Rushing—25 Passing)	At Detroit	10/12/52
Most Total Plays—One Season		
952 (422 Rushing, 500 Passing, 30 Times Thrown)		1966
Most Total Plays—One Game		
87 (31r, 54p, 2tp)	At Chicago	11/13/66
Most Total Plays Allowed—One Season		
963 (488 Rushing, 450 Passing, 23 Yardage Lost Attempting to Pass)		1963
Most Total Plays Allowed—One Game		
88 (51r, 36p, 1tp)	At Minnesota	10/30/66
Fewest Total Plays—One Season		
711 (408 Rushing—303 Passing)		1955
Fewest Total Plays—One Game		
33 (16 Rushing—17 Passing)	At Baltimore	11/22/59
Highest Average Gain Per Offensive Play—One Season		
6.47	(AAC)	1948
6.19		1961
Highest Average Gain Per Offensive Play—One Game		
9.93	Chicago Bears	11/19/61

PUNTING

Most Punts—One Season		1964
79		
Most Punts—One Game		
11	At Chicago Bears	10/17/54
Fewest Punts—One Season		
42		1953
Fewest Punts—One Game		
0	Baltimore	12/13/53
	New Orleans	11/14/71
Most Yards Punting—One Season		
3599		1964
Most Yards Punting—One Game		
418	At Chicago Bears	10/17/54
Fewest Yards Punting—One Season		
1706		1952
Fewest Yards Punting—One Game		
0	Baltimore	12/13/53
	New Orleans	11/14/71
Highest Punting Average—One Season		
45.7		1959
Highest Punting Average—One Game		
54.5	Chicago Cardinals	9/29/57
54.5	Chicago Bears	11/19/61
Lowest Punting Average—One Season		
37.0		1954
Lowest Punting Average—One Game		
23.3	At Green Bay	11/26/50

RECORD SECTION

TEAM RECORDS (Cont'd)

Most Punts Blocked—One Season	(AAC)		1947
3			
1			1950 51-52-53-55
Most Punts Had Blocked—One Season			
3			1955

PUNT RETURNS

Most Punts Returned—One Season	(AAC)		1946
51			
48			1970
Most Punts Returned—One Game			
9	At Atlanta		10/29/72
Fewest Punts Returned—One Season			
19			1963
Most Yards Punt Returns—One Season			
71.3	(AAC)		1949
550			1970
Most Yards Punt Returns—One Game			
144	Philadelphia		9/27/59
Fewest Yards Punt Returns—One Season			
63 (22 returns)			1969
Highest Average Punt Return—One Season			
15.5	(AAC)		1949
12.3			1950
Lowest Average Punt Return—One Season			
2.8 (63 yds., 22 returns)			1969

KICKOFF RETURNS

Most Kickoffs Returned—One Season			1968
65			
Most Kickoffs Returned—One Game			
9	At Detroit		11/14/54
Fewest Kickoffs Returned—One Season			
36			1952
Most Kickoff Return Yards—One Season			
1739			1962
Most Kickoff Return Yards—One Game			
256	At Detroit		11/14/54
Fewest Kickoff Return Yards—One Season			
777	(AAC)		1946
798			1952
Highest Average Kickoff Return—One Season			
28.0 (62 Returns—1739 Yards)			1962
Lowest Average Kickoff Return—One Season			
19.1 (901 yds., 47 returns)			1969

FIRST DOWNS

Most First Downs Rushing—One Season			1951
134			
Most First Downs Rushing—One Game			
20	At Minnesota		10/15/61
Most First Downs Rushing Allowed—One Season			
132			1955
Most First Downs Rushing Allowed—One Game			
18	At Chicago Bears		10/14/56
18	At Baltimore		11/22/59
Fewest First Downs Rushing—One Season			
76			1964
Fewest First Downs Rushing—One Game			
0	At Baltimore		10/13/63
	At Minnesota		12/14/69
Fewest First Downs Rushing Allowed—One Season			
56	(AAC)		1946
74			1954

RECORD SECTION

TEAM RECORDS (Cont'd)

Fewest First Downs Rushing Allowed—One Game		
0	Los Angeles	12/6/64
1	At Detroit	10/12/52
	Baltimore (ACC)	9/14/57
	At Los Angeles (AAC)	10/14/45
	At Detroit	10/1/61
	At Philadelphia	10/16/67
	At New Orleans	10/1/72
	New Orleans	10/21/73
Most First Downs Passing—One Season		
172		1965
Most First Downs Passing—One Game		
23	Dallas	11/10/63
Most First Downs Passing Allowed—One Season		
168		1963
Most First Downs Passing Allowed—One Game		
18	At Baltimore	11/24/57
	Detroit	10/24/54
Fewest First Downs Passing—One Season		
52	(AAC)	1946
76		1959
Fewest First Downs Passing—One Game		
1	At Green Bay (Milwaukee)	11/24/63
1	At Detroit	10/6/63
1	Los Angeles	10/7/56
	At Los Angeles (AAC)	12/5/48
	At Cleveland (AAC)	11/14/48
	At New York (AAC)	11/17/46
	New York (AAC)	9/8/46
Fewest First Downs Passing Allowed—One Season		
76		1952
Fewest First Downs Passing Allowed—One Game		
0	Brooklyn-New York (AAC)	10/23/49
0	Los Angeles	10/10/71
0	New Orleans	10/21/73
Most Total First Downs—One Season		
292 (97 Rushing, 172 Passing, 23 Penalties)		1965
Most Total First Downs—One Game		
31	Baltimore	12/13/53
31	At Minnesota	10/15/61
Most Total First Downs Allowed—One Season		
304 (121 Rushing, 168 Passing, 15 Penalties)		1963
Most Total First Downs Allowed—One Game		
30	At Washington	11/12/67
Fewest Total First Downs—One Season		
170	(AAC)	1946
201		1950, 1960
Fewest Total First Downs—One Game		
3	At Baltimore	11/22/59
Fewest Total First Downs Allowed—One Season		
140	(AAC)	1946
167		1952
Fewest Total First Downs Allowed—One Game		
2	New Orleans	10/21/73

PENALTIES

Most Penalties Against—One Season		
93		1950
Most Penalties Against—One Game		
14	At Pittsburgh	11/20/54
	At Baltimore	11/29/53
	At Chicago Bears	10/19/52
Most Penalties Against Opponents—One Season		
91		1966
Most Penalties Against Opponents—One Game		
15	At Cleveland	11/15/53
Fewest Penalties Against—One Season		
56	(AAC)	1946
57		1957-59

RECORD SECTION

TEAM RECORDS (Cont'd)

Fewest Penalties Against—One Game		
1	Green Bay	12/14/63
1	Buffalo (AAC)	10/12/46
1	At Green Bay	9/24/61
	Atlanta	10/19/69
	At Los Angeles	11/18/73
Fewest Penalties Against Opponents—One Season		1956
43		
Fewest Penalties Against Opponents—One Game		
0	At Detroit	12/13/64
0	Green Bay	12/14/63
0	At Detroit	10/6/63
0	Cleveland	11/29/59
	At Baltimore	10/26/69
Most Yards Penalized—One Season		1970
997		
Most Yards Penalized—One Game		
148	At Philadelphia	10/19/58
Most Yards Opponents Penalized—One Season		1970
965		
Most Yards Opponents Penalized—One Game		
165	At Minnesota	10/30/66
Fewest Yards Penalized—One Season		1963
439		
440	(AAC)	1946
Fewest Yards Penalized—One Game		
5	Green Bay	12/14/63
	Atlanta	10/19/69
	At Los Angeles	11/18/73
Fewest Yards Opponents Penalized—One Season		1950
321		
Fewest Yards Opponents Penalized—One Game		
0	At Detroit	12/13/64
0	Green Bay	12/14/63
0	At Detroit	10/6/63
0	At Cleveland	11/29/59
0	At Baltimore	10/26/69
SCORING		
Most Touchdowns Scored—One Season	(AAC)	1948
69		
49		1953
Most Touchdowns Scored—One Game		
9	At Brooklyn (AAC)	11/21/48
7	Dallas	10/26/52
	Green Bay	12/7/58
7	At Detroit	10/1/61
	At Atlanta	10/29/72
Most Touchdowns Allowed—One Season		1963
52		
Most Touchdowns Allowed—One Game		
9	At Chicago	12/12/65
Fewest Touchdowns Scored—One Season		1960
21		
Fewest Touchdowns Allowed—One Season		1971
23		
Most Points Scored—One Season		1948
495	(AAC)	
421		1965
Most Points Scored—One Game		
63 (9 Touchdowns, 9 Extra Points)	At Brooklyn (AAC)	1948
52 (7 Touchdowns, 7 Extra Points, 1 FG)	Chicago	9/19/65
Most Points Allowed—One Season		1965
402		
Most Points Allowed—One Game		
61 (9 Touchdowns, 7 Extra Points)	At Chicago	12/12/65
Fewest Points Scored—One Season		1963
198		
Fewest Points Allowed—One Season		1946
189	(AAC)	
205		1951

FORTY NINER RECORD SECTION

LONGEST PLAYS

LONGEST RUNS FROM SCRIMMAGE

1	89 (TD)	Hugh McElhenny	At Dallas	10/5/52
2	86 (TD)	Hugh McElhenny	At Green Bay	11/18/56
3	82 (TD)	Hugh McElhenny	Dallas	10/26/52
4	80 (TD)	J. D. Smith	Green Bay	12/7/58
5	78 (TD)	Joe Perry	Green Bay	12/10/50
6	78 (TD)	Joe Perry	Dallas	10/26/52
7	75 (TD)	Jim Thomas	Chicago	12/6/69
8	73 (TD)	Joe Perry	Detroit	11/2/58
	73 (TD)	J. D. Smith	Detroit	11/1/59
9	71	Hugh McElhenny	Detroit (Div. Playoff)	12/22/57
10	69 (TD)	Ken Willard	At Atlanta	12/15/68

LONGEST FORWARD PASS PLAYS

1	83 (TD)	John Brodie-Dave Parks	At Los Angeles	11/8/64
2	81 (TD)	Steve Spurrier-Ted Kwalick	New Orleans	10/22/72
3	80 (TD)	John Brodie-Dave Parks	Minnesota	10/25/64
	80 (TD)	John Brodie-Jim Johnson	At Chicago Bears	10/14/62
5	79 (TD)	George Mira-Dave Parks	At Minnesota	11/8/64
	79 (TD)	John Brodie-Genie Washington	At Chicago	11/8/70
7	78 (TD)	Y. A. Tittle and Carroll Hardy	Detroit	10/30/55
8	77	Y. A. Tittle-Hugh McElhenny	At New York	11/9/52
	77 (TD)	Y. A. Tittle-Billy Wilson	At Baltimore	12/2/56
10	75 (TD)	Y. A. Tittle-R. C. Owens	At Green Bay	10/11/59
	75 (TD)	Steve Spurrier-Jim Thomas	Chicago	12/6/69

LONGEST KICKOFF RETURNS

1	105 (TD)	Abe Woodson	At Los Angeles	11/8/59
2	103 (TD)	Abe Woodson	Minnesota	9/15/63
3	99 (TD)	Abe Woodson	At New York	11/17/63
4	98 (TD)	Abe Woodson	At Detroit	10/1/61
	98 (TD)	Vic Washington	At Atlanta	10/29/72
6	97 (TD)	Len Lyles	Baltimore	12/18/60
7	96 (TD)	Joe Arenas	Baltimore	12/16/56
8	95 (TD)	Abe Woodson	At Minnesota	9/29/63
9	94	Doug Cunningham	New Orleans	10/22/67
10	90 (TD)	Joe Arenas	Detroit	11/4/56

LONGEST PUNT RETURNS

1	94 (TD)	Hugh McElhenny	At Chicago Bears	10/19/52
2	85 (TD)	Abe Woodson	At Green Bay	10/21/62
3	80 (TD)	Abe Woodson	Detroit	11/5/61
4	76	Bruce Taylor	At Chicago	11/8/70
5	70 (TD)	Kermit Alexander	Green Bay	10/14/64
6	67 (TD)	Joe Arenas	Baltimore	12/16/56
7	65	Abe Woodson	Philadelphia	9/25/59
8	62	Eddie Dove	Philadelphia	9/25/59
9	61	Bruce Taylor	Pittsburgh	12/15/73
10	57	Forrest Hall	At New York (AAC)	10/17/48
	57	Doug Cunningham	At Minnesota	9/17/67

FORTY NINER RECORD SECTION

LONGEST INTERCEPTION RETURNS

1	94 (TD)	Al Randolph	Chicago	12/11/66
2	90 (TD)	Ken Casanega (ran 68, lateralled to Ed Balatti, ran 22)	Chicago (AAC)	10/30/46
3	70	Bruce Taylor	Green Bay	11/1/70
4	69	Ed Beard	at Chicago	11/10/68
5	66 (TD)	Lowell Wagner	New York (AAC)	11/27/49
	66 (TD)	Kermit Alexander	at Pittsburgh	11/24/68
7	65 (TD)	Jim Cason	at Pittsburgh	10/14/51
8	61	Abe Woodson	Los Angeles	12/1/63
9	57 (TD)	Johnny Woitt	At Baltimore	10/26/69
10	56	Ed Carr	Buffalo (AAC)	8/29/48

LONGEST FUMBLE RETURNS

1	75 (TD)	Clark Miller	At Detroit	11/14/65
2	73 (TD)	Skip Vanderbundt	At Dallas	11/23/72
3	66 (TD)	Windlan Hall	Philadelphia	12/2/73
4	63 (TD)	Tommy Hart	at St. Louis	10/24/71
5	57 (TD)	Abe Woodson	At Chicago Bears	10/14/62
6	40 (TD)	Matt Hazeltine	At Detroit	10/18/59
7	35 (TD)	Ed Carr	at Buffalo (AAC)	9/25/49
8	33	Clark Miller	At Los Angeles	8/6/68
9	24 (TD)	John Kuzman (AAC)	At Miami (AAC)	10/8/46
10	22 (TD)	Matt Hazeltine	Green Bay	10/9/66

LONGEST PUNTS

1	86	Larry Barnes	Chicago Cardinals	9/26/57
2	82	Frank Albert	Buffalo (AAC)	8/29/48
	82	Tommy Davis	Minnesota	9/30/62
4	81	Tommy Davis	At St. Louis	11/25/62
5	79	Tommy Davis	At Chicago Bears	10/14/62
6	76	Larry Barnes	Baltimore	12/8/57
7	75	Veri Lillywhite	Cleveland	9/30/51
8	74	Tommy Davis	Chicago Bears	10/30/60
9	72	Frank Albert	New York (AAC)	11/27/49
	72	Jon Kilgore	Chicago	12/6/69
11	71	Tommy Davis	Chicago Bears	10/25/59

LONGEST FIELD GOALS

1	54	Bruce Gossett	New Orleans	10/21/73
2	53	Tommy Davis	Chicago Bears	10/4/64
			At Los Angeles	10/17/65
3	50	Tommy Davis	New Orleans	10/22/67
4	50	Bruce Gossett	At Green Bay (M)	11/5/72
5	49	Tommy Davis	Green Bay	11/14/64
			At Atlanta	12/10/67
6	48	Tommy Davis	Minnesota	10/25/64
	48	Bruce Gossett	New Orleans	10/18/70
	48	Bruce Gossett	Atlanta	12/12/71
7	47	Joe Vetrano	At Los Angeles (AAC)	12/5/48
8	46	Tommy Davis	At Green Bay	9/24/61
			Chicago Bears	10/20/63
9	45	Tommy Davis	Baltimore	12/16/61
	45	Tommy Davis	Minnesota	9/15/63

MISCELLANY

HONORS—1973

All-Pro: Forrest Blue (AP, PFWA)
Dave Wilcox (PFWA, NEA)

All-NFC: Forrest Blue (AP, UPI, PFWA)
Dave Wilcox (UPI, PFWA)
Ted Kwalick (UPI, PFWA)
Bruce Gossett (PFWA)
Tom Wittum (PFWA)

Pro Bowl: Forrest Blue, Ted Kwalick, Woody Peoples, Dave Wilcox, Tom Wittum.

17th Annual Len Eshmont Award: Mel Phillips, ss

1973 VETS NOT IN 1974 CAMP

Ed Beard, LB, retired
John Brodie, QB, retired
Jubilee Dunbar, traded
Earl Edwards, traded
Johnny Fuller, traded
Marty Huff, traded

Charlie Krueger, retired
Jim McCann, waived
Dave Olerich, traded
Mike Simpson, traded
Jimmy Thomas, retired
Bill Tucker, waived

Ken Willard, traded

ROOKIES WHO MADE 1973 SQUAD (47-man roster)

Dave Atkins, RB, UTEP
Mike Bettiga, WR, Cal. St.-Humboldt
Ed Beverly, WR, Arizona State
Jean Barrett, T, Tulsa

Edgar Hardy, G, Jackson State
Willie Harper, LB, Nebraska
Charlie Hunt, LB, Florida State
Dennis Morrison, QB, Kansas State

Tom Wittum, P/K, Northern Illinois

OFF-SEASON SURGERY

Mike Fulk, LB, knee, 7/30/73
Terry Beasley, WR, shoulder, 10/8/73
Larry Schreiber, RB, knee, 10/8/73
Randy Beisler, G, wrist, 1/3/74

Steve Spurrier, QB, knee, 1/4/74
D. Abramowicz, WR, knee, 1/10/74
Windlan Hall, S, knee, 1/24/74
Willie Harper, LB, knee, 1/30/74

TRADES SINCE LAST PUBLICATION

Traded Johnny Fuller to New Orleans for 3rd-round choice in 1975.

Traded Earl Edwards to Buffalo for Randy Jackson and 3rd-round choice in 1976.

Traded Marty Huff to Buffalo for 5th-round choice in 1976 (void).

Acquired Danny Abramowicz from New Orleans for 4th and 5th-round choices in 1974.

Traded Mike Simpson to Baltimore for 4th and 7th-round choices in 1976.

Traded Dave Olerich to Chicago for 8th-round choice in 1975.

Traded Ken Willard to St. Louis for 3rd-round choice in 1975 and 6th-round choice in 1976.

MISCELLANY

BIRTHDAYS IN SEASON

7/30/50—Willie Harper	10/ 4/45—Cedrick Hardman
8/11/47—Larry Schreiber	10/10/44—Dick Witcher
8/16/43—Woody Peoples	10/24/44—Randy Beisler
9/ 1/52—Tom Owen	11/ 7/44—Tommy Hart
9/ 7/45—Forrest Blue	11/ 9/41—Bruce Gossett
9/10/50—Mike Bettiga	11/18/34—Coach Paul Wiggin
9/14/45—Doug Cunningham	11/18/50—Mike Holmes
9/16/45—Bob Hoskins	11/19/51—Wilbur Jackson
9/19/30—Coach Don Heinrich	12/ 4/46—Skip Vanderbundt
9/22/52—Sammy Johnson	12/ 9/39—Coach Ed Beard
9/29/42—Dave Wilcox	12/22/50—Manfred Moore
10/ 1/45—Frank Nunley	

FUTURE 49er OPPONENTS

National Football League schedules designating opponents—but not dates and sites—have been set through 1978. The first of the pre-set schedules was for 1971 with the basic formula calling for each NFL team to have played every other NFL team at least once by the end of the 1978 season.

1975—Houston, New England, Kansas City, Chicago, Detroit, Minnesota, Philadelphia, N.Y. Giants, Atlanta (2), New Orleans (2), Los Angeles (2).

1976—Buffalo, N.Y. Jets, San Diego, Detroit, Green Bay, Minnesota, St. Louis, Washington, Atlanta (2), New Orleans (2), Los Angeles (2).

1977—Pittsburgh, Baltimore, Miami, Chicago, Green Bay, Minnesota, Dallas, N.Y. Giants, Atlanta (2), New Orleans (2), Los Angeles (2).

1978—Cincinnati, Denver, Oakland, San Diego, Chicago, Detroit, Green Bay, Washington, Atlanta (2), New Orleans (2), Los Angeles (2).

THE LEN ESHMONT MEMORIAL AWARD



ESTABLISHED IN
1957 BY
ANTHONY J. MORABITO

AWARDED ANNUALLY
TO THE FORTY NINER
PLAYER WHO BEST
EXEMPLIFIES THE
INSPIRATIONAL AND
COURAGEOUS PLAY
OF LEN ESHMONT

1957 Y. A. TITTLE

1958 JOE PERRY

1959 J. D. SMITH

1960 DAVE BAKER

1961 LEO ROMELLINI

1962 DAN COLCHICO

1963 BOB ST. CLAIR

1964 CHARLIE KRUEGER

1965 JOHN BRODIE

1966 JOHN DAVID CROW

1967 DAVE WILCOX

1968 MATT HAZELTINE

1969 JIM JOHNSON

1970 ROOSEVELT TAYLOR

1971 ED BEARD

1972 TOMMY HART

1973 MEL PHILLIPS

ESHMONT MEMORIAL AWARD—A secret ballot by 49er players the night before the last home game of the season determines the winner of the Len Eshmont Memorial Award—a \$1,000 watch. Eshmont, a Fordham graduate, was a member of the first 49er squad in 1946. He coached at the Naval Academy and the University of Virginia before his untimely death in May, 1957. 49er founder Tony Morabito established the award in 1957. Y. A. Tittle was the first winner. Safety Mel Phillips won it in 1973.



ANTHONY J. (TONY) MORABITO
1910-1957



VICTOR P. MORABITO
1919-1964

THE FORTY NINER STORY — 1946-1973

From a modest beginning in 1946, the San Francisco 49ers have grown into one of the most flourishing franchises in professional sports.

A major league football franchise in the City by the Golden Gate had long been the cherished dream of Anthony J. (Tony) Morabito, a native son and 1931 graduate of the University of Santa Clara. Failing to win recognition from the National League, Tony turned to the All-America Conference, which began operations in 1946 with the late Arch Ward, sports editor of the Chicago Tribune, as the guiding genius.

Although the AAC went under after four years of intense competition with the NFL, it proved Morabito's point that San Francisco was a major league city. Sports fans of the entire Bay Area took the 49ers to their hearts and attendance grew by the proverbial leaps and bounds.

The club's success was predicated on Tony's oft-repeated slogan of "Go first class or not at all," and his early organization was built around such honored names as Lawrence T. (Buck) Shaw, head coach; and Frankie Albert, Norm Standlee, Alyn Beals, Johnny Strzykalski and Len Eshmont—all of whom were already top drawing cards in collegiate and pro football.

The 49ers were the perennial runners-up to the mighty Cleveland Browns throughout the history of the AAC and, masterminded by Shaw on the bench and Albert on the field, became noted nationally for daring, colorful football. The AAC ended its short but exciting life when the Browns defeated the 49ers, 21-7, in the championship game of 1949, San Francisco, Cleveland and Baltimore became members of the NFL.

In recent years the 49ers have crowned the realization of Tony Morabito's dream by winning three division titles and, with the move to Candlestick Park, becoming one of the most successful franchises in the NFL.

In the years of their greatest accomplishments, the 49ers have remained what they have always been, an exciting, colorful football team manned by many of the game's greatest players.

49ER STORY (Con't)

Here are the highlights, beginning with the first year in the NFL:

1950—The 49ers fell flat on their faces in their NFL debut, winning only three games. A rival coach described them as "not big enough or tough enough."

1951—In an amazing reversal of form sparked by a great rookie group, the 49ers were in the race to the final day and finished only a half game off the top. Led by Hardy Brown and his famed "shoulder tackle," the club had one of the toughest defensive units in the league. Y. A. Tittle and Billy Wilson began their great careers.

1952—After a blazing start, the 49ers slumped in midseason. It can't be written off as unsuccessful for Hugh (The King) McElhenny came off the University of Washington campus to become "Player of the Year" and the most feared runner in football.

1953—The 49ers had their best NFL showing, 9-3, normally good enough for a championship. But Detroit was 10-2. Two of the San Francisco losses came with Tittle benched because of a severe facial injury. The three defeats were by a total of nine points. Joe (Jet) Perry became one of the few players in pro history to gain more than 1,000 yards in a single season. Gordy Soltau was the league's top scorer for the second straight year.

1954—Early momentum was broken by injuries to key players such as Tittle, McElhenny, and Joe Perry. Perry gained more than 1,000 yards again, the first man ever to achieve this distinction.

1955—With McElhenny hobbled by a foot injury, the 49ers had their second worst season in history under Norman P. Strader who succeeded Shaw as head coach.

1956—In Albert's first year at the helm, the 49ers were bogged in last place at midseason with a 1-6 record. They won four and tied one of their last five games for a brilliant stretch drive.

1957—This undoubtedly was the most emotional and dramatic season in 49er history. Every game was a "Cliffhanger" and the "Alley-Oop" pass from Tittle to rookie R. C. Owens became a household byword. Emotions reached a peak when the beloved Tony Morabito collapsed and died of a heart attack at the Chicago Bears game on Oct. 27. Trailing, 17-7, the 49ers fought back for their greatest victory of all time, 21-17. The magnificent Wilson caught a pass from Tittle for the winning touchdown in the fourth quarter. Tied with Detroit at 8-4 when the season ended, the 49ers lost the playoff game, 31-27, although they held a 27-7 lead in the third quarter.

1958—An up-and-down season which finished on a high note when Green Bay and Baltimore were defeated in the last two games. The 6-6 record, however, was blackened by the 33-3 and 56-7 lacerations at the hands of Los Angeles and Albert resigned at the end of the year.

1959—With Hickey in charge, the 49ers were in contention all the way and John Brodie came into his own at quarterback when he led the team to a 21-20 upset of Cleveland. J. D. Smith, converted from a defensive back, became the second 49er to accumulate more than 1,000 yards rushing.

1960—Hickey saved a seemingly hopeless season when he installed his Shotgun attack and the club captured four of the last five games to finish in a tie for second place. Third-string quarterback Bobby Waters threw the passes that upset Baltimore, 30-22, in the final two minutes.

1961—The success of Hickey's Shotgun amazed the football world, especially the 49-0 victory over Detroit. Quarterback Bill Kilmer, a passing-running rookie from UCLA, was made to order for the new offense. When the Shotgun was stopped, Brodie took over again in the T and had the finest season in 49er q.b. annals. Indicating the evenness of NFL competition, the 49ers were playing for a second-place tie, plus a trip to the Runner-up Bowl at Miami, or a fifth-place position on the last day of the season. The Colts again won by three points, but 1961 must remain as one of the most exciting and interesting years in 49er history.

1962—For the first time since 1956, the 49ers finished the frustrating season with more defeats than victories. In so doing, the honored adage of "it's easier to win at home than on the road," proved false—the 49ers won only one of seven at home, but captured five of seven road contests.

1963—Injuries in multitude to key personnel started the 49ers off to a disappointing 2-12 league season. One of the victories, however, was a smashing 20-14 upset of ultimate World Champion Chicago, the only league defeat suffered by the Bears all season.

1964—Club chief executive Victor P. Morabito died of a heart attack in May. Injury to key personnel prevented the 49ers from gaining enough offensive momentum to forge a winning

49ER STORY (Con't)

season, although they proved to be one of the toughest defensive clubs in the league. Outstanding rookie performances by end Dave Parks, quarterback George Mira and linebacker Dave Wilcox also took some of the sting from the 4-10 overall record.

1965—Outstanding offensive performances enabled the 49ers to jump from the bottom to fourth place in the Western Division as the team led the NFL in both scoring and total offense. John Brodie was the most productive passer in the NFL, Dave Parks led the league in receiving and rookie Ken Willard and veteran John David Crow, acquired in an off-season trade, led a strong ground game. The over-all record was 7-6-1 and the season-opening 52-24 beating of the Chicago Bears marked the largest number of points ever scored by the 49ers in NFL play.

1966—After a somewhat slow start, the 49ers got in gear just before midway in the season and became one of only two teams to beat the eventual World Champion Green Bay Packers. After that, they rolled to a respectable 6-6-2 record and were in the battle for second place in the Western Division until the final league game. Guard John Thomas and end Dave Parks were All Pro, and they joined guard Howard Mudd, center Bruce Bosley, fullback Ken Willard and linebacker Dave Wilcox in the Pro Bowl.

1967—An auspicious start (they were 5-1) disintegrated into disappointment for the 49ers as injuries took a heavy toll and a six-game losing streak took them out of the running. Quarterback George Mira came off the bench to lead the squad to two season-ending victories and salvage a 7-7 record. There were bright spots, however, as, with John Brodie in fine form, the 49ers were the only team to beat the power-laden Rams in a league game, guard Howard Mudd and linebacker Dave Wilcox were named to All-Pro teams, and Mudd and center Bruce Bosley played in the Pro Bowl for the second straight time.

1968—Under new coach Dick Nolan the 49ers posted a 7-6-1 record as the season turned on key wins over New York, 26-10, and Green Bay, 27-20. Brilliant performances by QB John Brodie, receiver Cliff McNeil and running back Ken Willard led a prolific offense, while tackle Charlie Krueger, linebacker Dave Wilcox and defensive back Kermit Alexander, sparked a revitalized defense. McNeil and guard Howard Mudd were chosen All-NFL, and joined by Wilcox, Willard and Alexander in the Pro Bowl.

1969—Beset by injuries that nearly decimated the defensive unit, the 49ers struggled through the early part of the season, went five games before beating Baltimore, the first time they had done that in 13 previous games. It got a little better after that (final record was 4-8-2) and five players—Jim Johnson, Dave Wilcox, Elmer Collett, Ken Willard and rookie Gene Washington—were selected for the Pro Bowl. Johnson was also All-Pro and winner of the Eshmont Award.

1970—This was the greatest year since the club became a member of the NFL in 1950. The 10-3-1 record was the best as an NFL club, the Western Division (NFC) championship was the first in the NFL. In a season of superlatives, John Brodie was the NFL's "Player of the Year," Bruce Taylor was NFC "Rookie of the Year," Coach Dick Nolan was a near-unanimous choice as NFC "Coach of the Year." Brodie, receiver Gene Washington, linebacker Dave Wilcox and cornerback Jimmy Johnson were All-Pro and joined by tackle Len Rohde in being selected for the Pro Bowl.

1971—The 49ers forged a 9-5-0 record and won their second consecutive NFC Western Division title, cinching the crown on the final day by beating Detroit, 31-27, the identical score by which the Lions had knocked the 49ers out of championship play in the bitterly-remembered 1957 game. The season was also the club's first in its plush new home, Candlestick Park. Center Forrest Blue, linebacker Dave Wilcox and cornerback Jimmy Johnson were All-Pro and joined in the Pro Bowl by Ted Kwalick, Gene Washington, Vic Washington, Cedrick Hardman and Bruce Taylor.

1972—Early-season inconsistency compounded by an injury to John Brodie in the fifth game of the season cast a pall on 49er prospects for a third-straight NFC West title, but Steve Spurrier stepped in for Brodie and turned things around with a brilliant, poised performance. In the final quarter of the final game the recovered Brodie relieved Steve, threw two TD passes for 20-17 win over Minnesota that clinched NFC West title No. 3, but Spurrier's nine-game contribution was the key. Center Forrest Blue, defensive back Jimmy Johnson, tight end Ted Kwalick, wide receiver Gene Washington and linebacker Dave Wilcox were All-Pro selections.

1973—In what was both a disappointing and significant year, the 49ers were 5-9 after tackling the NFL's toughest schedule and falling victim to a rash of key injuries and an unsettled quarterback situation. It also marked the end of the brilliant careers of quarterback John Brodie and defensive tackle Charlie Krueger, both of whom retired at year's end. Center Forrest Blue and Dave Wilcox were All-Pro and joined in the Pro Bowl by Ted Kwalick, Woody Peoples and Tom Wittum.

ALL-TIME 49ER ROSTER — 1946-73

(* Denotes deceased)

Player	Pos.	School	Years Played
ABRAMOWICZ, Danny	WR	Xavier	1973
ALBERT, Frank	QB	Stanford	1946-52
*ALDRIDGE, Ben	HB	Oklahoma State	1952
ALEXANDER, Kermit	HB	UCLA	1963-69
ARENAS, Joe	HB	Omaha	1951-57
ATKINS, Bill	HB	Auburn	1958-59
ATKINS, Dave	RB	Texas-El Paso	1973
BABB, Gene	FB	Austin	1957-58
BABCOCK, Harry	E	Georgia	1953-55
BAHNSEN, Ken	FB	North Texas State	1953
BAKER, Dave	HB	Oklahoma	1959-61
BALATTI, Ed	E	Oakland High (Calif.)	1946-47
BALDWIN, John	C	Centenary	1947
BANASZEK, Cas	T	Northwestern	1968-73
BANDUCCI, Bruno	G	Stanford	1946-54
BARNES, Larry	FB	Colorado	1957
BARRETT, Jean	T-C	Tulsa	1973
BASSI, Dick	G	Santa Clara	1946-47
BEALS, Alyn	E	Santa Clara	1946-51
BEARD, Ed	LB	Tennessee	1965-72
BEASLEY, Terry	WR	Auburn	1972
BEISLER, Randy	T	Indiana	1969-73
BELK, Bill	DE	Maryland State	1968-73
BENTZ, Roman	T	Tulane	1948
BERRY, Rex	HB	Brigham Young	1951-56
BETTIGA, Mike	WR	Cal State-Humboldt	1973
BEVERLY, Ed	WR	Arizona State	1973
BLUE, Forrest	C	Auburn	1968-73
BOONE, J. R.	HB	Tulsa	1952
BEATY, Ed	C	Mississippi	1955-56
BOSLEY, Bruce	G	West Virginia	1956-68
BRITT, Charlie	HB	Georgia	1964
BROCK, Clyde	T	Utah State	1963
BRODIE, John	QB	Stanford	1957-73
BROWN, Hardy	LB	Tulsa	1951-56
BROWN, Pete	C	Georgia Tech	1953-54
BRUCE, Gail	E	Washington	1948-51
BRUMFIELD, Jackson	E	Mississippi Southern	1954
BRUNY, Fred	HB	Ohio State	1953, 1956
BRYANT, Bob	T	Texas Tech	1946-49
BURKE, Don	LB	Southern California	1950-54
BURKE, Vern	E	Oregon State	1965
CAMPBELL, Carter	LB	Weber State	1970
CAMPBELL, Marion	T	Georgia	1954-55
CAMPORA, Don	T	University of Pacific	1950, 1952
CARAPPELLA, Al	T	Miami (Fla.)	1951-55
CARPENTER, John	T	Michigan	1949
CARR, Eddie	HB	Olney High (Pa.)	1947-49
CARR, Paul	LB	Houston	1955-58
CASANEGA, Ken	HB	Santa Clara	1946, 1948
CASEY, Bernie	E	Bowling Green	1961-66
CASON, Jim	HB	Louisiana State	1948-52, 1954
CASSARA, Frank	FB	St. Mary's	1954
CATHCART, Royal	HB	Santa Barbara State	1950
CATHCART, Sam	HB	Santa Barbara State	1949-50, 1952
CAVELLI, Tony	C	Stanford	1949
CERNE, Joe	C	Northwestern	1965-67
CHAPPLE, Jack	LB	Stanford	1965
CLARK, Don	G	Southern California	1948-49
CLARK, Monte	T	Southern California	1959-61
COLCHICO, Dan	E	San Jose State	1960-64
COLLETT, Elmer	G	San Francisco State	1967-72
COLLIER, Floyd	T	San Jose State	1948
COLLINS, Ray	T	Louisiana State	1950-52
CONLEE, Gerry	C	St. Mary's	1946-47
CONNER, Clyde	E	University of Pacific	1956-63
CONNOLLY, Ted	G	Santa Clara-Tulsa	1954, 1956-62
COOPER, Bill	FB	Muskingum	1961-64
COX, James	G	Stanford	1948

ALL-TIME ROSTER (Continued)

Player	Pos.	School	Years Played
CROSS, Bob	T	Kilgore, J.C.	1956-57
CROW, John David	HB	Texas A&M	1965-68
CROWE, Paul	HB	St. Mary's	1948
CROWELL, Otis	T	Hardin-Simmons	1947
CUNNINGHAM, Doug	RB	Mississippi	1967-73
DAHMS, Tom	T	San Diego State	1957
DANIELS, Clem	RB	Prairie View	1968
DAUGHERTY, Bob	HB	Tulsa	1966-67
DAVIS, Tommy	K	Louisiana State	1959-69
DEAN, Floyd	LB	Florida	1963-64
DONNELLY, George	DB	Illinois	1965-67
DONOHUE, Leon	T	San Jose State	1962-64
DOVE, Eddie	HB	Colorado State	1959-62
DOWDLE, Mike	LB	Texas	1963-65
DOWNS, Bob	G	Southern California	1951
DOW, Harley	G	San Jose State	1950
DUGAN, Fred	E	Dayton	1958-59
DUNCAN, Maury	QB	San Francisco State	1954-55
DURDAN, Don	HB	Oregon State	1946-47
EDWARDS, Earl	DT	Wichita	1969-72
ELLIOTT, Charles	T	Oregon	1948
ELSTON, Art	C	South Carolina	1946-48
ENRISS, Al	E	San Francisco State	1952
ESHMONT, Len	HB	Fordham	1946-49
EVANS, Ray	G	Texas Western	1949-50
EVANSEN, Paul	G	Oregon State	1948
FEHER, Nick	G	Georgia	1951-54
FISK, Bill	E	Southern California	1946-47
FORREST, Ed	C	Santa Clara	1946-47
FRANCESCHI, Pete	HB	San Francisco	1946
FREITAS, Jesse	QB	Santa Clara	1946-47
FULLER, John	DB	Lamar Tech	1968-72
GAITERS, Bob	HB	New Mexico State	1962-63
GALIFFA, Arnie	QB	West Point	1954
GARLIN, Don	HB	Southern California	1949-50
GAVRIC, Momcilo	K	Belgrade	1969
GEHRKE, Fred	HB	Utah	1950
GOAD, Paul	FB	Abilene Christian	1956
GONSQUIN, Austin	DB	Baylor	1967
GONZAGA, John	T	Mt. Diablo High (Calif.)	1956-59
GOSSETT, Bruce	K	Richmond	1970-73
GREENLEE, Fritz	LB	Arizona	1969
GREGORY, Garlin	G	Louisiana Tech	1946-47
GRIGCH, Visco	G	Santa Clara	1946-52
HALL, Forrest	HB	San Francisco	1948
HALL, Parker	HB	Mississippi	1946
HALL, Windlan	S	Arizona State	1972-73
HANLEY, Dick	C	Fresno State	1947
HANTLA, Bob	G	Kansas	1954-55
HARDMAN, Cedrick	DE	North Texas	1970-73
HARDY, Carroll	HB	Colorado	1955
HARDY, Edgar	G	Jackson State	1973
HARDY, Kevin	DT	Notre Dame	1968
HARKEY, Lem	HB	Emporia State	1955
HARPER, Willie	LB	Nebraska	1973
HARRIS, Tony	WR	Toledo	1971
HARRISON, Bob	LB	Oklahoma	1959-61, 1965-67
HART, Tom	DE	Morris Brown	1968-73
HAYS, Harold	LB	Mississippi Southern	1968-69
HAZELTINE, Matt	LB	California	1955-68
HENKE, Ed	E	Southern California	1951-52, 1955-60
HERCHMAN, Bill	T	Texas Tech	1956-59
HETTEMA, Dave	T	New Mexico	1967
HINDMAN, Stan	DE	Mississippi	1966-71, 1973
HOBBS, Homer	G	Georgia	1949-50
HOGLAND, Doug	G	Oregon State	1953-55
HOLLADAY, Bob	HB	Tulsa	1956-57
HOLZER, Tom	DE	Louisville	1967
HORNE, Dick	E	Oregon	1947
HOSKINS, Bob	G	Wichita	1970-73
HOWELL, Clarence	E	Texas A&M	1948

ALL-TIME ROSTER (Continued)

Player	Pos.	School	Years Played
HUFF, Marty	LB	Michigan	1972
HUNT, Charlie	LB	Florida State	1973
ISENBARGER, John	RB	Indiana	1970-73
JACKSON, Jim	HB	Western Illinois	1966-67
JACKSON, Randy	RB	Wichita	1973
JESSUP, Bill	E	Southern California	1951-52, 1954-58
JOHNSON, Bill	C	Tyler J.C.	1948-56
JOHNSON, Charlie	DT	Louisville	1966-67
JOHNSON, Jim	HB	UCLA	1961-73
JOHNSON, John Henry	HB	St. Mary's-Arizona State	1954-56
JOHNSON, Leo	WR	Tennessee State	1969-70
JOHNSON, Rudy	HB	Nebraska	1964-65
KAMMERER, Carl	LB	University of Pacific	1961-62
KELLEY, Gordon	LB	Georgia	1960-61
KENNY, Charles	G	San Francisco	1947
KILGORE, Jon	P	Auburn	1969
KILMER, Bill	QB	UCLA	1961-66
KIMBROUGH, Elbert	HB	Northwestern	1962-66
KNAFELC, Gary	E	Colorado	1963
KOPAY, Dave	HB	Washington	1964-67
KRAEMER, Eldred	G	Pittsburgh	1955
KRAMER, Kent	TE	Minnesota	1966
KRUEGER, Charles	E	Texas A&M	1959-73
KRUEGER, Rolf	DE	Texas A&M	1972-73
KUZMAN, John	T	Fordham	1946
KWALICK, Ted	TE	Pen State	1969-73
LAKES, Roland	T	Wichita	1961-70
LAND, Fred	T	Louisiana State	1948
LaROSE, Dan	DE	Missouri	1965
LAUGHLIN, Bud	FB	Kansas	1955
LEDYARD, Hal	QB	Chattanooga	1953
LEE, Dwight	RB	Michigan State	1968
LEWIS, Gary	FB	Arizona State	1964-69
LILLYWHITE, Verl	HB	Southern California	1948-51
LIND, Mike	FB	Notre Dame	1963-64
LISBON, Don	HB	Bowling Green	1963-64
LIVINGSTON, Howie	HB	Fullerton J.C.	1950
LOPASKY, Bill	G	West Virginia	1961
LOYD, Alex	E	Oklahoma State	1950
LUNA, Bob	HB	Alabama	1955
LYLES, Lenny	HB	Louisville	1959-60
MACKEY, Dee	TE	East Texas	1960
MADEROS, George	HB	Chico State	1955-56
MAGAC, Mike	G	Missouri	1960-64
MALONEY, Norm	E	Purdue	1948-49
MANLEY, Joe	LB	Mississippi State	1953
MASINI, Leonard	FB	Fresno State	1947-48
MATHESON, Riley	HB	Texas Western	1948
MATHEWS, Ned	HB	UCLA	1946-47
MATTHEWS, Clay	E	Georgia Tech	1950, 1953-55
MATUSZAK, Marv	LB	Tulsa	1957-58
McCANN, Jim	P	Arizona State	1971-72
McCORMICK, Dave	T	LSU	1966
McCORMICK, Tom	HB	University of Pacific	1956
McCORMICK, Walt	C	Southern California	1948
McELHENNY, Hugh	HB	Washington	1952-60
McFARLAND, Kay	HB	Colorado State	1962-68
McGILL, Ralph	CB	Tulsa	1972-73
McHAN, Lamar	QB	Arkansas	1963
McNEIL, Clifton	E	Grambling	1968-69
MELLEKAS, John	C	Arizona	1962
MELLUS, John	T	Villanova	1946
MERTENS, Jerry	HB	Drake	1958-65
MESSER, Dale	HB	Fresno State	1961-65
MEYERS, Bob	FB	Stanford	1952
MICHALIK, Art	G	St. Ambrose	1953-54
MIKE, Bob	T	UCLA	1948-49
MILLER, Clark	E	Utah State	1962-68
MILLER, Hal	T	Georgia Tech	1953
MIRA, George	QB	Miami	1964-68
MIXON, Bill	HB	Georgia	1953-54

ALL-TIME ROSTER (Continued)

Player	Pos.	School	Years Played
MOEGLE, Dick	HB	Rice	1955-59
MOMSEN, Bob	G	Ohio Stat.	1952
MONACHINO, Jim	HB	California	1951
MOORE, Eugene	RB	Occidental	1969
MORGAN, Joe	T	Mississippi Southern	1949
MORRALL, Earl	QB	Michigan State	1956
MORRIS, Dennit	LB	Oklahoma	1958
MORRIS, George	C	Georgia Tech	1956
MORTON, John	LB	Texas Christian	1953
MORZE, Frank	C	Boston College	1957-61
MUDD, Howard	G	Hillsdale	1964-69
MYERS, Chip	E	N.W. Oklahoma	1967
NIX, Jack	E	Southern California	1950
NOMELLINI, Leo	T	Minnesota	1950-63
NORBERG, Hank	E	Stanford	1946-47
NORTON, Jim	T	Washington	1965-66
NORTON, Ray	HB	San Jose State	1960-61
NUNLEY, Frank	LB	Michigan	1967-73
O'DONAHUE, Pat	E	Wisconsin	1952
OLERICH, Dave	E	USF	1967-68, 1972-73
OLSEN, Lance	T	Purdue	1968-69
OSBORNE, Clancy	LB	Arizona State	1959-60
OWENS, R. C.	HB	College of Idaho	1957-61
PACE, Jim	HB	Michigan	1958
PALATELLA, Lou	G	Pittsburgh	1955-58
PARKER, Don	G	Virginia	1967
PARKS, Dave	E	Texas Tech	1964-67
PARSONS, Earle	HB	Southern California	1946-47
PATERA, Dennis	K	Brigham Young	1968
PAVLICH, Chuck	G	Muskegon High (Mich.)	1946
PEOPLES, Woody	G	Grambling	1968-73
PERRY, Joe	FB	Compton J.C.	1948-60, 1963
PHILLIPS, Mel	DB	North Carolina A&T	1966-73
PINE, Ed	LB	Utah	1962-64
POOLE, Bob	E	Clemson	1964-65
POWELL, Charles	E	San Diego High (Calif.)	1952-53, 1955-57
POWERS, Jim	HB	Southern California	1950-53
PUDDY, Harold	T	Oregon	1948
QUILTER, Chuck	T	Tyler, J.C.	1949
RANDLE, Sonny	E	Virginia	1967
RANDOLPH, Alvin	DB	Iowa	1966-70
REED, Joe	QB	Mississippi State	1972-73
REMINGTON, Bill	C	Washington State	1946
RENFRO, Dick	FB	Washington State	1946
RIDLON, Jim	HB	Syracuse	1957-62
RILEY, Preston	WR	Memphis State	1970-72
ROBERTS, C. R.	FB	Southern California	1959-62
ROBNETT, Ed	HB	Texas Tech	1947
ROCK, Walter	T	Maryland	1963-67
ROHDE, Len	T	Utah State	1960-73
ROSKIE, Ken	FB	South Carolina	1946
RUBKE, Karl	C	Southern California	1957-60, 1962-63, 1965
RUCKA, Leo	C	Rice	1956
SABUCO, Tino	C	San Francisco	1949
SAGELY, Floyd	E	Arkansas	1954-56
SALATA, Paul	E	Southern California	1949-50
SANDIFER, Dan	HB	Louisiana State	1950
SARDISCO, Tony	G	Tulane	1956
SATTERFIELD, Alf	T	Vanderbilt	1947
SCHIEHL, John	C	Santa Clara	1947
SCHABARUM, Pete	HB	California	1951, 1953-54
SCHMIDT, Henry	T	Southern California-Trinity	1959-60
SCHREIBER, Larry	RB	Tennessee Tech	1971-73
SCOTTI, Ben	HB	Maryland	1964
SHARKEY, Ed	G	Nevada	1955-56
SHAW, Charles	G	Oklahoma State	1950
SHERIFF, Stan	LB	California Poly	1956-57
SHOENER, Hal	E	Iowa	1948-50
SIEMINSKI, Charlie	T	Penn State	1963-65
SILAS, Sam	DE	Southern Illinois	1969-70
SIMPSON, Mike	DB	Houston	1970-72

ALL-TIME ROSTER (Continued)

Player	Pos.	School	Years Played
SITKO, Emil	HB	Notre Dame	1950
SMITH, Charles	E	Abilene Christian	1956
SMITH, Ernie	HB	Compton J.C.	1955-56
SMITH, George	C	California	1947
SMITH, J. D.	HB	North Carolina A&T	1956-64
SMITH, Jerry	G	Wisconsin	1952-53
SMITH, Noland	RB	Tennessee State	1969
SMITH, Steve	E	Michigan	1966-67
SNIADOCKI, Jim	LB	Indiana	1969-73
SOLTAU, Gordy	E	Minnesota	1950-58
*SPARKS, Dave	G	South Carolina	1951
SPENCE, Julian	HB	Sam Houston	1957
SPURRIER, Steve	QB	Florida	1967-73
STANDLEE, Norm	FB	Stanford	1946-52
ST. CLAIR, Bob	T	San Francisco-Tulsa	1953-64
STICKLES, Monty	E	Notre Dame	1960-67
STITTS, Bill	HB	UCLA	1957-58
STOLHANDSKE, Tom	LB	Texas	1955
STRICKLAND, Bishop	FB	South Carolina	1951
STRONG, Jim	RB	Houston	1970
STRZYKALSKI, John	HB	Marquette	1946-52
SULLIVAN, Bob	HB	Holy Cross	1948
*SUSOEFF, Nick	E	Washington State	1946-49
SUTRO, John	T	San Jose State	1962
SWINFORD, Wayne	DB	Georgia	1965-67
TANNER, Hamp	T	Georgia	1951
TAYLOR, Bruce	CB	Boston U	1970-73
TAYLOR, Roosevelt	S	Grambling	1969-71
TERESA, Tony	HB	San Jose State	1958
THOMAS, Aaron	E	Oregon State	1961
THOMAS, Jimmy	RB	Texas-Arlington	1969-73
THOMAS, John	T	University of Pacific	1958-67
THORNTON, Rupe	G	Santa Clara	1946-47
TIDWELL, Billy	HB	Texas A&M	1954
TITCHENAL, Bob	E	San Jose State	1946
TITTLE, Y. A.	QB	Louisiana State	1951-60
TOINEFF, Bob	T	Notre Dame	1952, 1954-59
TRIMBLE, Wayne	DB	Alabama	1967
TUBBS, Jerry	LB	Oklahoma	1958-59
TUCKER, Bill	RB	Tennessee A&I	1967-70
VAN DOREN, Bob	E	Southern California	1953
VANDERBUNDT, Skip	LB	Oregon State	1969-73
VAUGHT, Ted	E	Texas Christian	1953
VETRANO, Joe	HB	Mississippi Southern	1946-49
VOLLENWEIDER, Jim	FB	Miami (Florida)	1962-63
WAGNER, Lowell	HB	Southern California	1949-53, 1955
WALLACE, Bev	QB	Compton J.C.	1947-49
WALKER, Val Joe	HB	Southern Methodist	1957
WASHINGTON, Gene	WR	Stanford	1969-73
WASHINGTON, Vic	RB	Wyoming	1971-73
WATERS, Bob	QB	Presbyterian	1960-64
WATSON, John	T	Oklahoma	1971-73
WHITE, Bob	HB	Stanford	1951-52
WILCOX, Dave	LB	Oregon	1964-73
WILLARD, Ken	FB	North Carolina	1965-73
WILLIAMS, Howie	HB	Howard	1963
WILLIAMS, Joel	C	Texas	1948
WILLIAMS, John	HB	Southern California	1954
WILLIAMS, Roy	T	University of Pacific	1958-64
WILSON, Billy	E	San Jose State	1951-60
WILSON, Jerry	LB	Auburn	1960
WILSON, Jim	G	Georgia	1965-66
WINDSOR, Bob	E	Kentucky	1967-71
WINSTON, Lloyd	FB	USC	1962-63
WISMANN, Pete	LB	St. Louis	1949-52, 1954
WITCHER, Dick	E	UCLA	1966-73
WITTENBORN, John	G	Southeast Missouri	1958-60
WITTUM, Tom	P	Northern Illinois	1973
WOITT, John	DB	Mississippi State	1968-69
WONDOLOWSKI, Bill	WR	Eastern Montana	1969
WOODSON, Abe	HB	Illinois	1958-64
WOUDENBERG, John	T	Denver	1946-49

ALL-TIME ROSTER (Continued)

Player	Pos.	School	Years Played
YONAMINE, Wally	HB.	Farrington High (Honolulu)	1947
YOUNGELMAN, Sid	T.	Alabama	1955
YOWARSKY, Walt	C.	Kentucky	1958
ZAMLYNSKY, Zigmond	HB.	Villanova	1946

*Deceased

ALL-TIME 49ER ROSTER REPRESENTATION — 1946-73

(Compiled by Lloyd McGovern)

College-University	No. of Players	College-University	No. of Players	College-University	No. of Players
USC	21	Kentucky	2	New Mexico	1
Stanford	11	Michigan State	2	New Mexico State	1
Georgia	10	Missouri	2	Northern Illinois	1
San Jose State	9	Nebraska	2	Northwest Oklahoma	1
Santa Clara	9	North Carolina A&T	2	Occidental	1
Tulsa	8	North Texas State	2	Omaha	1
Louisiana State	7	Ohio State	2	Prairie View A&M	1
UCLA	7	Penn State	2	Presbyterian	1
University of Pacific	6	Pittsburgh	2	Richmond	1
Univ. of San Francisco	6	Purdue	2	Sam Houston	1
Oregon State	6	Rice Institute	2	San Diego State	1
Arizona State (Tempe)	6	Santa Barbara State	2	Southeast Missouri	1
Auburn	5	Tennessee State	2	Southern Illinois	1
Notre Dame	5	Texas Christian	2	Southern Methodist	1
Oklahoma	5	Tulane	2	St. Ambrose	1
Texas A&M	5	Utah	2	St. Louis	1
California	4	Villanova	2	Syracuse	1
Georgia Tech	4	Virginia	2	Tennessee	1
Michigan	4	West Virginia	2	Tennessee A&T	1
Mississippi	4	Wisconsin	2	Tennessee Tech	1
Mississippi Southern	4	Austin	1	Texas-Arlington	1
Mississippi State	4	Baylor	1	Texas-El Paso	1
Oregon	4	Boston College	1	Texas Mines	1
St. Mary's	4	Boston University	1	Texas Western	1
South Carolina	4	California Poly	1	Toledo	1
Texas Tech	4	Cal State-Humboldt	1	Trinity	1
Washington	4	Centenary	1	Vanderbilt	1
Wichita	4	Chattanooga	1	Weber State	1
Alabama	3	Chico State	1	Western Illinois	1
Colorado	3	Clemson	1	West Point (Army)	1
Fresno State	3	College of Idaho	1	Wyoming	1
Grambling	3	Dayton	1	Xavier	1
Houston	3	Denver	1		
Indiana	3	Drake	1		
Louisville	3	Eastern Montana	1		
Miami (Florida)	3	Emporia State	1		
Minnesota	3	Florida	1		
Northwestern	3	Florida State	1		
Oklahoma State	3	Hardin Simmons	1		
San Francisco State	3	Hillsdale	1		
Texas	3	Holy Cross	1		
Utah State	3	Howard University	1		
Washington State	3	Jackson State	1		
Abilene Christian	2	Lamar Tech	1		
Arizona	2	Louisiana Tech	1		
Arkansas	2	Marquette	1		
Bowling Green	2	Maryland	1		
Brigham Young	2	Maryland State	1		
Colorado State	2	Memphis State	1		
Fordham	2	Morris Brown	1		
Illinois	2	Muskingum	1		
Iowa	2	Nevada	1		
Kansas	2	North Carolina	1		

Junior College	No. of Players
Compton, J.C.	3
Tyler J.C.	2
Fullerton J.C.	1
Kilgore J.C.	1

High School	No. of Players
Farrington High (Honolulu)	1
Mt. Diablo High	1
Muskegon High (Michigan)	1
Oakland High	1
Olney High (Pa.)	1
San Diego High	1

Foreign Countries	No. of Players
Belgrade (Yugoslavia)	1

RECAP

College-University	No. of Schools	No. of Players
Junior College	138	341
High School	4	7
Foreign Countries	6	6
	1	1

NOTE: Number of College Players totals 345. However, four players represented two different schools. They are: Ted Connolly—Santa Clara-Tulsa

John Henry Johnson—St. Mary's-Arizona State (Tempe)

Henry Schmidt—USC-Trinity

Bob St. Clair—USF-Tulsa

49ERS SELECTED ON ALL-NFL TEAMS — 1946-73

- 1947—Offense: Bruno Banducci, guard.
1951—Offense: Leo Nomellini, tackle.
1952—Offense: Gordy Soltau, end; Leo Nomellini, tackle; Hugh McElhenny, halfback.
1953—Offense: Bruno Banducci, guard; Hugh McElhenny, halfback; Joe Perry, fullback.
Defense: Leo Nomellini, tackle.
1954—Offense: Bruno Banducci, guard; Joe Perry, fullback.
Defense: Leo Nomellini, tackle.
1955—Offense: Billy Wilson, end; Bob St. Clair, tackle.
Defense: Bob Toneff, tackle.
1956—Offense: Bob St. Clair, tackle.
1957—Offense: Y. A. Tittle, quarterback; Billy Wilson, end.
Defense: Leo Nomellini, tackle; Marv Matuszak, linebacker.
1959—Offense: J. D. Smith, halfback.
Defense: Leo Nomellini, tackle; Abe Woodson, halfback.
1960—Offense: Bob St. Clair, tackle.
Defense: Abe Woodson, halfback.
1962-3—Defense: Abe Woodson, cornerback.
1965—Offense: Dave Parks, split end.
1966—Offense: Dave Parks, split end; John Thomas, guard.
1967—Offense: Howard Mudd, guard.
Defense: Dave Wilcox, linebacker.
1968—Offense: Clif McNeil, end; Howard Mudd, guard.
1969—Defense: Jimmy Johnson, cornerback.
1970—Offense: John Brodie, quarterback; Gene Washington, wide receiver.
Defense: Jimmy Johnson, cornerback; Dave Wilcox, linebacker.
1971—Offense: Forrest Blue, center; Gene Washington, wide receiver.
Defense: Jimmy Johnson, cornerback; Dave Wilcox, linebacker.
1972—Offense: Forrest Blue, center; Ted Kwalick, tight end; Gene Washington, wide receiver.
Defense: Jimmy Johnson, corner back; Dave Wilcox, linebacker.
1973—Offense: Forrest Blue, center.
Defense: Dave Wilcox, line backer.

49ERS SELECTED FOR PRO BOWL GAME — 1951-73

- 1951—Leo Nomellini, Visco Grgich, Frank Albert, John Strzykalski, Norm Standlee.
1952—Leo Nomellini, Ray Collins, Jim Cason, Gordy Soltau.
1953—Bill Johnson, Ed Henke, Gordy Soltau, Leo Nomellini, Hugh McElhenny, Joe Perry.
1954—Gordy Soltau, Bill Johnson, Leo Nomellini, Joe Perry, Art Michalik, Y. A. Tittle, Hugh McElhenny.
1955—Bruno Banducci, Billy Wilson, Y. A. Tittle, John Henry Johnson, Joe Perry, Al Carapella, Jim Cason.
1956—Billy Wilson, Bob Toneff, Dick Moegle.
1957—Bob St. Clair, Hugh McElhenny, Billy Wilson, Leo Nomellini.
1958—Billy Wilson, Hugh McElhenny, Y. A. Tittle, Leo Nomellini, Marv Matuszak.
1959—Bob St. Clair, Billy Wilson, Leo Nomellini, Hugh McElhenny, Jerry Mertens.
1960—Billy Wilson, Leo Nomellini, Dave Baker, Abe Woodson, Bob St. Clair, J. D. Smith.
1961—Charlie Krueger, Bruce Bosley, Bob St. Clair, Abe Woodson, Leo Nomellini.
1962—Leo Nomellini, Abe Woodson, Ted Connolly, Bob St. Clair, Eddie Dove.
1963—Tommy Davis, Matt Hazeltine, J. D. Smith, Abe Woodson.
1964—Tommy Davis, Abe Woodson, Dave Parks, Charlie Krueger.
1965—John Brodie, Dave Parks, Bruce Bosley, Walt Rock, John David Crow, Ken Willard.
1966—Bruce Bosley, Howard Mudd, Dave Parks, Walt Rock, Ken Willard, Dave Wilcox.
1967—Bruce Bosley, Howard Mudd.
1968—Kermit Alexander, Clif McNeil, Howard Mudd, Dave Wilcox, Ken Willard.
1969—Elmer Collett, Jimmy Johnson, Gene Washington, Dave Wilcox, Ken Willard.
1970—John Brodie, Jimmy Johnson, Len Rohde, Gene Washington, Dave Wilcox.
1971—Forrest Blue, Cedrick Hardman, Ted Kwalick, Jimmy Johnson, Bruce Taylor, Dave Wilcox, Gene Washington, Vic Washington.
1972—Forrest Blue, Jimmy Johnson, Ted Kwalick, Woody Peoples, Gene Washington, Dave Wilcox.
1973—Forrest Blue, Ted Kwalick, Woody Peoples, Dave Wilcox, Tom Wittum.

ALL-AMERICA FOOTBALL CONFERENCE FINAL STANDINGS

1949 SEASON

					Points							Points	
	W.	L.	T.	Pct.	For	Against		W.	L.	T.	Pct.	For	Against
Cleveland	9	1	2	.900	339	171	Chicago	4	8	0	.333	179	268
San Francisco	9	3	0	.750	416	227	Los Angeles	4	8	0	.333	253	322
Brooklyn-N.Y.	8	4	0	.667	196	206	Baltimore	1	11	0	.083	172	341
Buffalo	5	5	2	.500	236	256							

First Round Play-Off Games—Cleveland 31, Buffalo 21 San Francisco 17, Brooklyn-New York 7
CHAMPIONSHIP GAME—Cleveland 21, San Francisco 7

1948 SEASON

EASTERN DIVISION					Points		WESTERN DIVISION					Points	
	W.	L.	T.	Pct.	For	Against		W.	L.	T.	Pct.	For	Against
Buffalo	8*	7	0	.533	388	375	Cleveland	14	0	0	1.000	389	190
Baltimore	7	8*	0	.467	350	355	San Francisco	12	2	0	.857	495	248
New York	6	8	0	.429	265	301	Los Angeles	7	7	0	.500	258	305
Brooklyn	2	12	0	.143	253	387	Chicago	1	13	0	.071	202	439

*Includes divisional play-off game.

CHAMPIONSHIP GAME—Cleveland 49, Buffalo 7

1947 SEASON

EASTERN DIVISION					Points		WESTERN DIVISION					Points	
	W.	L.	T.	Pct.	For	Against		W.	L.	T.	Pct.	For	Against
Buffalo	8	4	2	.667	320	288	Cleveland	12	1	1	.923	410	185
New York	11	2	1	.846	378	239	San Francisco	8	4	2	.667	327	264
Brooklyn	3	10	1	.231	181	340	Los Angeles	7	7	0	.500	328	256
Baltimore	2	11	1	.154	167	377	Chicago	1	13	0	.071	263	425

CHAMPIONSHIP GAME—Cleveland 14, New York 3

1946 SEASON

EASTERN DIVISION					Points		WESTERN DIVISION					Points	
	W.	L.	T.	Pct.	For	Against		W.	L.	T.	Pct.	For	Against
New York	10	3	1	.769	270	192	Cleveland	12	2	0	.857	423	137
Brooklyn	13	10	1	.250	226	339	San Francisco	9	5	0	.643	307	189
Buffalo	3	10	1	.250	249	370	Los Angeles	7	5	2	.583	305	290
Miami	3	11	0	.154	167	378	Chicago	5	6	3	.455	263	315

CHAMPIONSHIP GAME—Cleveland 14, New York 9

49ER ALL-AMERICA CONFERENCE SCORES

1946

Coach: LAWRENCE T. SHAW 49ers 7 New York Yankees 21 21 Miami Seahawks 14 32 Brooklyn Dodgers 13 7 Chicago Rockets 21 34 Miami Seahawks 7 22 Los Angeles Dons 14 14 Buffalo Bills 17 34 Cleveland Browns 20 27 Buffalo Bills 14 7 Cleveland Browns 14 9 New York Yankees 10 30 Brooklyn Dodgers 14 14 Chicago Rockets 0 48 Los Angeles Dons 7	16 New York Yankees 21 41 Buffalo Bills 24 28 Baltimore Colts 28 42 Chicago Rockets 28 7 Cleveland Browns 14 26 Los Angeles Dons 16 16 New York Yankees 24 14 Cleveland Browns 37 41 Chicago Rockets 16 21 Brooklyn Dodgers 7 21 Buffalo Bills 21
---	---

W-9 L-5

1947

Coach: LAWRENCE T. SHAW 49ers 23 Brooklyn Dodgers 7 17 Los Angeles Dons 14 14 Baltimore Colts 744	W-8 L-4 T-2 35 Buffalo Bills 14 36 Brooklyn Dodgers 20 41 New York Yankees 0 36 Los Angeles Dons 14 38 Buffalo Bills 28 31 Chicago Rockets 14 56 Baltimore Colts 14 21 New York Yankees 7 21 Baltimore Colts 10 44 Chicago Rockets 21
---	--

W-12 L-2

1949

Coach: LAWRENCE T. SHAW 49ers 31 Baltimore Colts 17 42 Chicago Hornets 7 17 Buffalo Bills 28 42 Chicago Hornets 24 56 Cleveland Browns 28 51 Buffalo Bills 7 3 New York Yankees 24 28 Cleveland Browns 30 28 Baltimore Colts 10 41 Los Angeles Dons 24 35 New York Yankees 14	7 Cleveland Browns 14 63 Brooklyn Dodgers 40 28 Cleveland Browns 31 38 Los Angeles Dons 21
---	---

W-9 L-3

*17 New York Yankees 7 † 7 Cleveland Browns 21 † Championship Game. *Play-off Game.	
--	--

49ER SCORES AND ATTENDANCE NATIONAL FOOTBALL LEAGUE

1950 — 269,580 — Coach: Lawrence T. Shaw

17 New York Yanks (29,600)	21	17 Baltimore (14,800)	14
20 Chicago Bears (35,558)	32	21 at Los Angeles (15,952)	28
14 Los Angeles (27,262)	35	14 at Cleveland (28,786)	34
7 at Detroit (17,337)	24	0 at Chicago Bears (35,105)	17
24 at New York Yanks (5,740)	29	21 at Green Bay (13,186)	14
28 Detroit (27,050)	27	30 Green Bay (19,204)	14
WON 3 LOST 9		POINTS: 213 OPPONENTS: 300	

1951 — 389,783 — Coach: Lawrence T. Shaw

24 Cleveland (48,263)	10	19 New York Yanks (25,538)	14
14 at Philadelphia (23,827)	21	21 Chicago Cardinals (19,658)	27
28 at Pittsburgh (27,124)	24	10 at New York Yanks (10,184)	10
7 at Chicago (42,296)	13	20 at Detroit (46,467)	10
44 Los Angeles (49,538)	17	31 Green Bay (15,121)	19
16 at Los Angeles (54,346)	23	21 Detroit (27,276)	17
WON 7 LOST 4 TIED 1		POINTS: 255 OPPONENTS: 205	

1952 — 476,066 — Coach: Lawrence T. Shaw

17 Detroit (52,750)	3	14 at New York (54,230)	23
37 at Dallas, Texas (12,566)	14	23 at Washington (30,863)	17
28 at Detroit (48,842)	0	9 at Los Angeles (64,450)	35
40 at Chicago (46,338)	16	21 Los Angeles (49,420)	34
48 Dallas Texans (26,887)	21	7 Pittsburgh (13,886)	24
17 Chicago (58,255)	20	24 Green Bay (17,579)	14
WON 7 LOST 5		POINTS: 285 OPPONENTS: 221	

1953 — 502,258 — Coach: Lawrence T. Shaw

31 Philadelphia (25,000)	21	31 at Los Angeles (85,856)	27
31 Los Angeles (41,446)	30	21 at Cleveland (80,698)	23
21 at Detroit (56,080)	24	37 at Green Bay (16,378)	7
35 at Chicago (36,909)	28	38 at Baltimore (26,005)	21
10 Detroit (52,300)	14	48 Green Bay (31,337)	14
24 Chicago (26,308)	14	45 Baltimore (23,932)	14
WON 9 LOST 3		POINTS: 372 OPPONENTS: 237	

1954 — 514,056 — Coach: Lawrence T. Shaw

41 Washington (32,085)	7	34 Los Angeles (58,758)	42
24 at Los Angeles (79,208)	24	7 at Detroit (58,431)	48
23(M)Green Bay (15,571)	17	31 at Pittsburgh (37,001)	3
31 at Chicago (42,935)	24	13 at Baltimore (23,875)	17
37 Detroit (58,891)	31	35 Green Bay (32,012)	0
27 Chicago (49,833)	31	10 Baltimore (25,456)	7
WON 7 LOST 4 TIED 1		POINTS: 313 OPPONENTS: 251	

1955 — 511,274 — Coach: Norman P. Strader

14 Los Angeles (58,772)	23	14 at Los Angeles (71,832)	27
3 Cleveland (43,595)	38	0 at Washington (25,112)	7
20 at Chicago (41,651)	19	21(M)Green Bay (19,099)	27
27 at Detroit (50,179)	24	14 at Baltimore (33,485)	26
23 Chicago (56,350)	34	7 Green Bay (32,897)	28
38 Detroit (44,831)	31	35 Baltimore (33,471)	24
WON 4 LOST 8		POINTS: 216 OPPONENTS: 308	

ALL-TIME SCORES AND ATTENDANCE

1956 — 522,339 — Coach: Frank C. Albert

21 New York Giants (41,751)	38	6 at Los Angeles (69,828)	30
33 Los Angeles (56,489)	30	17 at Green Bay (17,986)	16
7 at Chicago (47,526)	31	10 at Philadelphia (19,326)	10
17 at Detroit (55,662)	20	20 at Baltimore (37,227)	17
21 Chicago (53,612)	38	38 Green Bay (32,433)	20
13 Detroit (46,708)	17	30 Baltimore (43,791)	17

WON 5 LOST 6 TIED 1

POINTS: 233 OPPONENTS: 284

1957 — 718,649 — Coach: Frank C. Albert

10 Chicago Cards (35,743)	20	24 at Los Angeles (102,368)	37
23 Los Angeles (59,637)	20	10 at Detroit ((56,915)	31
21 at Chicago (45,310)	17	21 at Baltimore (50,073)	27
24(M)Green Bay (18,919)	14	27 at New York (54,121)	17
21 Chicago (56,693)	17	17 Baltimore (59,950)	13
35 Detroit (59,702)	31	27 Green Bay (59,100)	20

WON 8 LOST 4

POINTS: 287 OPPONENTS: 295

(Includes Playoff) **PLAYOFF: 27** Detroit (60,118)

31

1958 — 669,001 — Coach: Frank C. Albert

23 Pittsburgh (51,856)	20	7 at Los Angeles (95,082)	56
3 Los Angeles (59,826)	33	21 at Detroit (54,523)	35
6 at Chicago (45,310)	28	33(M)Green Bay (43,819)	12
30 at Philadelphia (33,110)	24	27 at Baltimore (57,557)	35
14 Chicago (59,441)	27	48 Green Bay (50,793)	21
24 Detroit (59,350)	21	21 Baltimore (58,334)	12

WON 6 LOST 6

POINTS: 257 OPPONENTS: 324

1959 — 661,944 — Coach: Howard W. Hickey

24 Philadelphia (41,697)	14	24 at Los Angeles (94,376)	16
34 Los Angeles (56,028)	0	3 at Chicago (42,157)	14
20 at Green Bay (32,150)	21	14 at Baltimore (56,007)	45
34 at Detroit (52,585)	13	21 at Cleveland (53,763)	20
20 Chicago (59,045)	17	14 Baltimore (59,075)	34
33 Detroit (59,064)	7	14 Green Bay (55,997)	36

WON 7 LOST 5

POINTS: 255 OPPONENTS: 237

1960 — 595,657 — Coach: Howard W. Hickey

19 New York Giants (44,598)	21	0 Detroit (48,447)	24
13 Los Angeles (53,633)	9	26 at Dallas (10,000)	14
14 at Detroit (49,825)	10	30 at Baltimore (57,808)	22
10 at Chicago (48,226)	27	23 at Los Angeles (77,254)	7
14(M)Green Bay (39,914)	41	0 Green Bay (53,612)	13
25 Chicago (55,071)	7	34 Baltimore (57,269)	10

WON 7 LOST 5

POINTS: 208 OPPONENTS: 205

1961 — 673,497 — Coach: Howard W. Hickey

35 Washington (43,142)	3	20 at Detroit (56,878)	20
10 at Green Bay (38,624)	30	7 at Los Angeles (63,766)	17
49 at Detroit (53,155)	0	41 Chicago (52,972)	31
35 Los Angeles (59,004)	0	38 Minnesota (43,905)	28
38 at Minnesota (34,415)	24	17 at Baltimore (57,641)	20
0 at Chicago (49,070)	31	22 Green Bay (55,722)	21
10 at Pittsburgh (19,686)	20	24 Baltimore (45,517)	27

WON 7 LOST 6 TIED 1

POINTS: 346 OPPONENTS: 272

ALL-TIME SCORES AND ATTENDANCE

1962 — 606,125 — Coach: Howard W. Hickey

14 Chicago (46,052)	30	3 at Baltimore (44,875)	22
24 at Detroit (51,032)	35	24 Detroit (43,449)	38
21 Minnesota (38,407)	7	24 at Los Angeles (42,554)	17
21 Baltimore (54,158)	13	24 at St. Louis (17,532)	17
34 at Chicago (48,902)	27	35 at Minnesota (33,076)	12
13(M)Green Bay (46,012)	31	21 Green Bay (53,769)	31
14 Los Angeles (51,033)	28	10 Cleveland (35,274)	13
WON 6 LOST 8		POINTS: 282 OPPONENTS: 320	

1963 — 556,080 — Coach:*

20 Minnesota (30,781)	24	7 Detroit (33,511)	45
14 Baltimore (31,006)	24	31 Dallas (29,563)	24
14 at Minnesota (28,567)	45	14 at New York (62,982)	48
3 at Detroit (44,088)	26	10(M)Green Bay (45,905)	28
3 at Baltimore (56,962)	20	17 Los Angeles (33,321)	21
20 Chicago (35,837)	14	7 at Chicago (46,994)	27
21 at Los Angeles (45,532)	28	17 Green Bay (31,031)	21
WON 2 LOST 12		POINTS: 198 OPPONENTS: 391	
*Coach Red Hickey resigned after third league game and Jack Christiansen was appointed his successor.			

1964 — 581,350 — Coach: Jack Christiansen

17 Detroit (33,204)	26	7 at Baltimore (60,213)	37
28 at Philadelphia (57,352)	24	7 at Minnesota (40,408)	24
13 St. Louis (30,969)	23	24 Green Bay (38,483)	14
31 Chicago (33,132)	21	21 at Chicago (46,722)	23
14(M)Green Bay (47,380)	24	3 Baltimore (33,642)	14
14 at Los Angeles (54,355)	42	28 Los Angeles (31,791)	7
22 Minnesota (31,845)	27	7 at Detroit (41,854)	24
WON 4 LOST 10		POINTS: 236 OPPONENTS: 330	

1965 — 573,198 — Coach: Jack Christiansen

52 Chicago (31,211)	24	31 at Dallas (30,531)	39
27 Pittsburgh (28,161)	17	27 at Detroit (52,570)	21
24 at Baltimore (57,342)	27	30 Los Angeles (39,253)	27
10 at Green Bay (50,858)	27	45 at Minnesota (36,748)	24
45 at Los Angeles (34,703)	21	17 Detroit (38,483)	14
41 Minnesota (40,673)	42	20 at Chicago (43,400)	61
28 Baltimore (43,575)	34	24 Green Bay (45,710)	24
WON 7 LOST 6 TIED 1		POINTS: 421 OPPONENTS: 402	

1966 — 601,031 — Coach: Jack Christiansen

20 Minnesota (29,312)	20	21 Los Angeles (35,372)	13
14 at Baltimore (56,715)	36	30 at Chicago (47,078)	30
3 at Los Angeles (45,642)	34	34 Philadelphia (31,993)	35
21 Green Bay (39,290)	20	41 at Detroit (53,189)	14
44 at Atlanta (54,788)	7	7(M)Green Bay (48,725)	20
27 Detroit (36,745)	24	41 Chicago (37,170)	14
3 at Minnesota (45,007)	28	14 Baltimore (40,005)	30
WON 6 LOST 6 TIED 2		POINTS: 320 OPPONENTS: 325	

ALL-TIME SCORES AND ATTENDANCE

1967 — 627,396 — Coach: Jack Christiansen

27 at Minnesota (39,638)	21	7 Los Angeles (53,194)	17
38 Atlanta (30,207)	7	28 at Washington (50,326)	31
7 at Baltimore (60,238)	41	0 at Green Bay (50,861)	13
27 at Los Angeles (60,424)	24	9 Baltimore (44,815)	26
28 at Philadelphia (60,825)	27	14 Chicago (25,613)	28
27 New Orleans (34,285)	13	34 at Atlanta (51,798)	28
3 Detroit (37,990)	45	24 Dallas (27,182)	16

WON 7 LOST 7 TIED 0

POINTS: 273 OPPONENTS: 337

1968 — 593,557 — Coach: Dick Nolan

10 at Baltimore (56,864)	27	21 Cleveland (31,359)	33
35 St. Louis (27,557)	17	19 at Chicago (46,978)	27
28 Atlanta (27,477)	13	20 Los Angeles (41,815)	20
10 at Los Angeles (69,520)	24	45 at Pittsburgh (21,408)	28
14 Baltimore (32,822)	42	27 Green Bay (47,218)	20
26 at New York (62,958)	10	20 Minnesota (29,049)	30
14 at Detroit (53,555)	7	14 at Atlanta (44,977)	12

WON 7 LOST 6 TIED 1

POINTS: 303 OPPONENTS: 310

1969 — 647,271 — Coach: Dick Nolan

12 at Atlanta (45,940)	24	30 at Los Angeles (73,975)	41
7(M)Green Bay (48,184)	14	20 Baltimore (38,472)	17
17 Washington (35,184)	17	38 at New Orleans (71,448)	43
21 Los Angeles (45,995)	27	24 at Dallas (62,348)	24
7 Atlanta (28,684)	21	42 Chicago (32,826)	21
24 at Baltimore (60,238)	21	7 at Minnesota (43,028)	10
14 Detroit (35,100)	26	14 Philadelphia (25,391)	13

WON 4 LOST 8 TIED 2

POINTS: 277 OPPONENTS: 319

1970 — 708,647 — Coach: Dick Nolan

26 Washington (34,984)	17	37 at Chicago (45,607)	16
34 Cleveland (37,502)	31	30 at Houston (43,040)	20
20 at Atlanta (58,850)	21	7 at Detroit (56,232)	28
20 at Los Angeles (77,272)	6	13 Los Angeles (59,602)	30
20 New Orleans (39,446)	20	24 Atlanta (41,387)	20
19 Denver (39,515)	14	38 at New Orleans (61,940)	27
26 Green Bay (59,335)	10	38 at Oakland (54,535)	7

WON 10 LOST 3 TIED 1

POINTS: 352 OPPONENTS: 267

NFC PLAYOFF

17 at Minnesota (47,900)

14

NFC CHAMPIONSHIP

10 Dallas (59,625)

17

ALL-TIME SCORES AND ATTENDANCE

1971 — 760,965 — Coach: Dick Nolan

17 at Atlanta (56,990)	20	13 at Minnesota (49,784)	9
38 at New Orleans (81,595)	20	20 New Orleans (45,138)	26
31 at Philadelphia (65,358)	3	6 at Los Angeles (80,050)	17
13 Los Angeles (44,000)	20	24 at New York Jets (62,936)	21
13 Chicago (44,133)	0	17 Kansas City (45,306)	26
26 at St. Louis (50,419)	14	24 Atlanta (44,584)	3
27 New England (45,092)	10	31 Detroit (45,580).....	27
WON 9 LOST 5 TIED 0		POINTS: 300 OPPONENTS: 216	

NFC PLAYOFF

24 Washington (45,364)	20
------------------------------	----

NFC CHAMPIONSHIP

3 at Dallas (66,311)	14
----------------------------	----

1972 — 852,676 — Coach: Dick Nolan

34 San Diego (59,438)	3	24(M)Green Bay (47,897)	34
20 at Buffalo (45,825)	27	24 Baltimore (61,214)	21
37 at New Orleans (69,840)	2	33 at Chicago (65,201)	21
7 at Los Angeles (77,382)	31	31 at Dallas (65,214)	10
17 New York Giants (58,606)	23	16 Los Angeles (61,214)	26
20 New Orleans (59,157)	20	20 Atlanta (61,214)	0
49 at Atlanta (58,850)	14	20 Minnesota (61,214)	17
WON 8 LOST 5 TIED 1		POINTS 353 OPPONENTS: 249	

NFC PLAYOFF

28 Dallas (61,214)	30
--------------------------	----

1973 — 799,633 — Coach: Dick Nolan

13 at Miami (68,275)	21	20 at Detroit (49,531)	30
36 at Denver (50,966)	34	9 at Washington (54,381)	33
20 Los Angeles (57,487)	40	13 at Los Angeles (78,358)	31
13 at Atlanta (58,850)	9	20 Green Bay (49,244)	6
13 Minnesota (56,438)	17	38 Philadelphia (51,155)	28
40 New Orleans (52,881)	0	10 at New Orleans (62,490)	16
3 Atlanta (56,825)	17	14 Pittsburgh (52,752)	37
WON 5 LOST 9 TIED 0		POINTS: 262 OPPONENTS: 319	

RESULTS OF PRE-SEASON GAMES — 1946-1973

49ers

	1946 (W 2, L 0)	
17	Los Angeles Dons.....	7
34	Chicago Rockets.....	14
	1947 (W 0, L 1)	
7	Los Angeles Dons.....	14
	1948 (W 2, L 0)	
42	Los Angeles Dons.....	24
42	Baltimore.....	14
	1949 (W 2, L 0, T 1)	
28	Los Angeles Dons.....	7
21	Buffalo Bills.....	0
21	Cleveland.....	21
	1950 (W 1, L 4)	
12	Washington (Kezar).....	31
10	Philadelphia (Kezar).....	28
27	Baltimore (Baltimore).....	14
21	Chicago Cards (Chicago).....	28
10	Pittsburgh (Pittsburgh).....	13
	1951 (W 4, L 1)	
45	Washington (Kezar).....	14
7	Chicago Bears (Kezar).....	24
24	Pittsburgh (Syracuse).....	7
20	Green Bay (Minneapolis).....	0
37	Chicago Cards (Omaha).....	17
	1952 (W 7, L 0)	
79	San Francisco Broncos* (Kezar).....	0
35	Washington (Kezar).....	0
38	Chicago Cards (Kezar).....	14
17	Los Angeles (Los Angeles).....	7
29	Pittsburgh (Pittsburgh).....	14
35	Cleveland (Kezar).....	31
76	San Jose Packers* (San Jose).....	0
	1953 (W 3, L 3, T 1)	
42	Fort Ord† (Sacramento).....	7
7	Cleveland (Kezar).....	20
7	Washington (Kezar).....	0
10	Los Angeles (Los Angeles).....	35
31	Philadelphia (San Antonio).....	28
14	Chicago Cards (Kezar).....	14
21	New York (New York).....	28
	1954 (W 7, L 0)	
42	Fort Ord† (Kezar).....	14
43	New York (Kezar).....	35
30	Washington (Sacramento).....	7
42	Chicago Cards (Kezar).....	7
38	Cleveland (Kezar).....	21
28	Los Angeles (Los Angeles).....	27
37	Pittsburgh (Kezar).....	14
	1955 (W 5, L 1)	
7	Washington (Kezar).....	6
60	Pittsburgh (Sacramento).....	14
17	New York (Seattle).....	28
17	Cleveland (Kezar).....	14
43	Chicago Cards (Kezar).....	7
31	Los Angeles (Los Angeles).....	10
	1956 (W 3, L 3)	
28	Cleveland (Kezar).....	17
20	Washington (Kezar).....	0
14	Chicago Cards (Kezar).....	13
14	New York (Portland).....	21
24	Los Angeles (Los Angeles).....	33
14	Philadelphia (Sacramento).....	21

† Service Team.

* Semi Pro team.

49ers

	1957 (W 6, L 1)	
24	New York (Kezar).....	15
27	Washington (Kezar).....	21
21	Cleveland (Kezar).....	17
27	Chicago Cards (Seattle).....	21
27	Los Angeles (Los Angeles).....	58
17	Philadelphia (Kezar).....	14
	1958 (W 3, L 3)	
10	New York (Kezar).....	19
20	Washington (Portland).....	19
21	Cleveland (Kezar).....	16
55	Chicago Cards (Kezar).....	31
38	Los Angeles (Los Angeles).....	40
28	Philadelphia (Kezar).....	31
	1959 (W 2, L 4)	
27	Washington (Kezar).....	24
17	Green Bay (Kezar).....	24
27	Cleveland (Kezar).....	14
24	Chicago Cards (Seattle).....	27
14	Los Angeles (Los Angeles).....	48
13	New York (Salt Lake).....	17
	1960 (W 3, L 3)	
16	Dallas (Seattle).....	10
31	Washington (Kezar).....	7
45	Philadelphia (Kezar).....	28
24	Cleveland (Portland).....	26
17	Los Angeles (Los Angeles).....	28
17	St. Louis (Kezar).....	24
	1961 (W 3, L 2)	
20	New York (Portland).....	21
24	Cleveland (Kezar).....	27
17	Minnesota (Portland).....	10
38	Los Angeles (Los Angeles).....	20
24	Dallas (Sacramento).....	7
	1962 (W 4, L 1)	
30	Minnesota (Seattle).....	24
42	New York (Kezar).....	10
27	Cleveland (Portland).....	34
26	Dallas (Sacramento).....	7
19	Los Angeles (Los Angeles).....	3
	1963 (W 0, L 5)	
28	Minnesota (Portland).....	43
22	St. Louis (Salt Lake).....	24
7	Cleveland (Kezar).....	24
24	Dallas (Bakersfield).....	37
0	Los Angeles (Los Angeles).....	17
	1964 (W 1, L 4)	
26	Cleveland (Kezar).....	7
23	Dallas (Portland).....	34
21	Minnesota (Salt Lake).....	24
14	Pittsburgh (Omaha).....	16
17	Los Angeles (Los Angeles).....	21
	1965 (W 2, L 2, T 1)	
21	Cleveland (Kezar).....	37
27	Dallas (Portland).....	7
17	St. Louis (St. Louis).....	17
23	Pittsburgh (Providence).....	9
14	Los Angeles (Los Angeles).....	34
	1966 (W 0, L 5, T 0)	
13	Dallas (Kezar).....	24
17	Cleveland (Kezar).....	28
17	Pittsburgh (Portland).....	34
17	Atlanta (Columbia, S.C.).....	24
9	Los Angeles (Los Angeles).....	29

RESULTS OF PRE-SEASON GAMES — 1946-1973

<p>49ers</p> <p style="text-align: center;">1967 (W 2, L 3)</p> <p>42 Cleveland (Kezar)14</p> <p>24 Dallas (Kezar)30</p> <p>10 New Orleans (Portland)24</p> <p>13 Oakland (Oakland)10</p> <p>7 Los Angeles (Los Angeles).....34</p> <p style="text-align: center;">1968 (W 1, L 5)</p> <p>18 San Diego (San Diego)30</p> <p>14 Dallas (Kezar)16</p> <p>17 Cleveland (Kezar)31</p> <p>22 Denver (Denver)6</p> <p>19 Oakland (Kezar)26</p> <p>20 Los Angeles (Los Angeles)21</p> <p style="text-align: center;">1969 (W 0, L 6)</p> <p>19 Cleveland (Seattle)24</p> <p>17 Dallas (Kezar)20</p> <p>15 Denver (Denver)19</p> <p>28 Oakland (Oakland)42</p> <p>10 St. Louis (Kezar)21</p> <p>28 Los Angeles (Anaheim)31</p> <p style="text-align: center;">1970 (W 1, L 4)</p> <p>14 Cleveland (Tampa)17</p> <p>7 Miami (Miami)17</p> <p>23 Denver (Eugene, Ore.)7</p>	<p>49ers</p> <p>17 Oakland (Kezar)31</p> <p>14 Los Angeles (Los Angeles)17</p> <p style="text-align: center;">1971 (W 3, L 2, T 1)</p> <p>38 Cleveland (Candlestick)24</p> <p>17 Miami (Miami)17</p> <p>28 San Diego (Candlestick)17</p> <p>33 Denver (Spokane, Wash.)17</p> <p>28 Oakland (Oakland)34</p> <p>20 Los Angeles (Los Angeles)23</p> <p style="text-align: center;">1972 (W 3, L 3)</p> <p>10 New York Jets (Jacksonville, Fla.) 17</p> <p>20 Cleveland (Candlestick)13</p> <p>16 San Diego (San Diego)17</p> <p>24 Denver (Candlestick)27</p> <p>34 Oakland (Candlestick)21</p> <p>17 Los Angeles (Los Angeles)14</p> <p style="text-align: center;">1973 (W 4, L 3)</p> <p>20 New England (Canton, O.)7</p> <p>27 Cleveland (Cleveland)16</p> <p>14 New York Jets (Tampa)34</p> <p>19 San Diego (Candlestick)7</p> <p>43 Denver (Candlestick)7</p> <p>17 Oakland (Oakland)23</p> <p>10 Los Angeles (Los Angeles)38</p>
---	---

Home Paid Attendance — 1946-1973

(League Games Only)

ALL-AMERICA CONFERENCE — 1946-49

(7 Home League Games)

Year	Total Paid Attendance	Average Paid Attendance	Year	Total Paid Attendance	Average Paid Attendance
1946.....	163,688	23,384	1948.....	276,611	39,516
1947.....	210,808	30,115	*1949.....	*267,514	*38,216

*6 Home league games, plus playoff with Brooklyn-New York.

NATIONAL FOOTBALL LEAGUE — 1950-60

(6 Home League Games)

Year	Total Paid Attendance	Average Paid Attendance	Year	Total Paid Attendance	Average Paid Attendance
1950.....	150,208	25,035	1956.....	247,758	41,287
1951.....	180,657	30,109	*1957.....	*370,074	*52,868
1952.....	215,159	35,860	1958.....	315,076	52,513
1953.....	194,503	32,417	1959.....	316,167	52,696
1954.....	251,439	41,906	1960.....	297,516	49,586
1955.....	265,403	44,234			

*Includes division playoff game with Detroit.

NATIONAL FOOTBALL LEAGUE — 1961-73

(7 Home League Games)

Year	Total Paid Attendance	Average Paid Attendance	Year	Total Paid Attendance	Average Paid Attendance
1961.....	357,007	51,001	1968.....	237,297	34,042
1962.....	295,310	42,188	1969.....	242,110	34,587
1963.....	225,050	32,150	1970.....	311,711	44,413
1964.....	233,066	33,295	1971.....	313,833	44,833
1965.....	267,046	38,150	1972.....	422,057	60,293
1966.....	249,887	35,698	1973.....	424,060	60,580
1967.....	253,286	36,183			(totals next page)

TOTALS (28 Seasons):

	Total Paid Attendance	Average Paid Attendance
All-America Conference (1946-49) 28 Games	918,621	32,808
National Football League (1950-73) 158 Games	6,636,680	42,004

49ER TEAM vs. TEAM**SERIES RECORDS — ALL-TIME SUMMARIES**

(National Football League—1950-1973)

49ers vs. Atlanta Falcons W-10 L-5 T-0 (Pts.—S.F. 347, Atlanta 216)

1966—49ers 44, Atlanta 7 (A)	1970—Atlanta 21, 49ers 20 (A)
1967—49ers 38, Atlanta 7 (SF)	49ers 24, Atlanta 20 (SF)
49ers 34, Atlanta 28 (A)	1971—Atlanta 20, 49ers 17 (A)
1968—49ers 28, Atlanta 13 (SF)	49ers 24, Atlanta 3 (SF)
49ers 14, Atlanta 12 (A)	1972—49ers 49, Atlanta 14 (A)
1969—Atlanta 24, 49ers 12 (A)	49ers 20, Atlanta 0 (SF)
Atlanta 21, 49ers 7 (SF)	1973—49ers 13, Atlanta 9 (A)
	Atlanta 17, 49ers 3 (SF)

49ers vs. Baltimore Colts W-15 L-21 T-0 (Pts.—Baltimore 850, S.F. 680)

1950—49ers 17, Baltimore 14 (SF)	Baltimore 27, 49ers 24 (SF)
1953—49ers 38, Baltimore 21 (B)	1962—49ers 21, Baltimore 13 (B)
49ers 45, Baltimore 14 (SF)	Baltimore 22, 49ers 3 (SF)
1954—Baltimore 17, 49ers 13 (SF)	1963—Baltimore 20, 49ers 14 (SF)
49ers 10, Baltimore 7 (B)	Baltimore 20, 49ers 3 (B)
1955—Baltimore 26, 49ers 14 (B)	1964—Baltimore 37, 49ers 7 (B)
49ers 35, Baltimore 24 (SF)	Baltimore 14, 49ers 3 (SF)
1956—49ers 20, Baltimore 17 (B)	1965—Baltimore 27, 49ers 24 (B)
49ers 30, Baltimore 17 (SF)	Baltimore 34, 49ers 28 (SF)
1957—Baltimore 27, 49ers 21 (B)	1966—Baltimore 36, 49ers 14 (B)
49ers 17, Baltimore 13 (SF)	Baltimore 30, 49ers 14 (SF)
1958—Baltimore 35, 49ers 27 (B)	1967—Baltimore 41, 49ers 7 (B)
49ers 21, Baltimore 12 (SF)	Baltimore 26, 49ers 9 (SF)
1959—Baltimore 45, 49ers 14 (B)	1968—Baltimore 27, 49ers 10 (B)
Baltimore 34, 49ers 14 (SF)	Baltimore 42, 49ers 14 (SF)
1960—49ers 30, Baltimore 22 (B)	1969—49ers 24, Baltimore 21 (B)
49ers 34, Baltimore 10 (SF)	49ers 20, Baltimore 17 (SF)
1961—Baltimore 20, 49ers 17 (B)	1972—49ers 24, Baltimore 21 (SF)

49ers vs. Chicago Bears W-19 L-19 T-1 (Pts.—Chicago 917, S.F. 861)

1950—Chicago 32, 49ers 20 (SF)	1957—49ers 21, Chicago 17 (C)
Chicago 17, 49ers 0 (C)	49ers 21, Chicago 17 (SF)
1951—Chicago 13, 49ers 7 (SF)	1958—Chicago 28, 49ers 6 (C)
1952—49ers 40, Chicago 16 (C)	Chicago 27, 49ers 14 (SF)
Chicago 20, 49ers 17 (SF)	1959—49ers 20, Chicago 17 (SF)
1953—49ers 35, Chicago 28 (C)	Chicago 14, 49ers 3 (C)
49ers 24, Chicago 14 (SF)	1960—Chicago 27, 49ers 10 (C)
1954—49ers 31, Chicago 24 (C)	49ers 25, Chicago 7 (SF)
Chicago 31, 49ers 27 (SF)	1961—Chicago 31, 49ers 0 (C)
1955—49ers 20, Chicago 19 (C)	49ers 41, Chicago 31 (SF)
Chicago 34, 49ers 23 (SF)	1962—Chicago 30, 49ers 14 (SF)
1956—Chicago 31, 49ers 7 (C)	49ers 34, Chicago 27 (C)
Chicago 38, 49ers 21 (SF)	

SERIES RECORDS — ALL-TIME SUMMARIES

<p>1963—49ers 20, Chicago 14 (SF) Chicago 27, 49ers 7 (C)</p> <p>1964—49ers 31, Chicago 21 (SF) Chicago 23, 49ers 21 (C)</p> <p>1965—49ers 52, Chicago 24 (SF) Chicago 61, 49ers 20 (C)</p> <p>1966—49ers 30, Chicago 30 (C)</p> <p>49ers vs. Cleveland Browns W-3</p> <p>1950—Cleveland 34, 49ers 14 (C) 1951—49ers 24, Cleveland 10 (SF) 1953—Cleveland 23, 49ers 21 (C) 1955—Cleveland 38, 49ers 3 (SF)</p> <p>49ers vs. Dallas Cowboys W-4</p> <p>1960—49ers 26, Dallas 14 (D) 1963—49ers 31, Dallas 24 (SF) 1965—Dallas 39, 49ers 31 (D) 1967—49ers 24, Dallas 16 (SF) 1969—49ers 24, Dallas 24 (D)</p> <p>*NFC Championship Game.</p> <p>49ers vs. Detroit Lions W-20</p> <p>1950—Detroit 24, 49ers 7 (D) 49ers 28, Detroit 27 (SF)</p> <p>1951—49ers 20, Detroit 10 (D) 49ers 21, Detroit 17 (SF)</p> <p>1952—49ers 17, Detroit 3 (SF) 49ers 28, Detroit 0 (D)</p> <p>1953—Detroit 24, 49ers 21 (D) Detroit 14, 49ers 10 (SF)</p> <p>1954—49ers 37, Detroit 31 (SF) Detroit 48, 49ers 7 (D)</p> <p>1955—49ers 27, Detroit 24 (D) 49ers 38, Detroit 21 (SF)</p> <p>1956—Detroit 20, 49ers 17 (D) Detroit 17, 49ers 13 (SF)</p> <p>1957—49ers 35, Detroit 31 (SF) Detroit 31, 49ers 10 (D) *Detroit 31, 49ers 27 (SF)</p> <p>1958—49ers 24, Detroit 21 (SF) Detroit 35, 49ers 21 (D)</p> <p>1959—49ers 34, Detroit 13 (D)</p> <p>*Conference Playoff Game.</p> <p>49ers vs. Green Bay Packers W-19</p> <p>1950—Green Bay 25, 49ers 21 (GB) 49ers 30, Green Bay 14 (SF)</p> <p>1951—49ers 31, Green Bay 19 (SF)</p> <p>1952—49ers 24, Green Bay 14 (SF)</p> <p>1953—49ers 37, Green Bay 7 (M) 49ers 48, Green Bay 14 (SF)</p> <p>1954—49ers 23, Green Bay 17 (M) 49ers 35, Green Bay 0 (SF)</p>	<p>49ers 41, Chicago 14 (SF) 1967—Chicago 28, 49ers 14 (SF) 1968—Chicago 27, 49ers 19 (C) 1969—49ers 42, Chicago 21 (SF) 1970—49ers 37, Chicago 16 (C) 1971—49ers 13, Chicago 0 (SF) 1972—49ers 33, Chicago 21 (C)</p> <p>L-5 T-0 (Pts.—Cleveland 202, S.F. 148)</p> <p>1959—49ers 21, Cleveland 20 (C) 1962—Cleveland 13, 49ers 10 (SF) 1968—Cleveland 33, 49ers 21 (SF) 1970—49ers 34, Cleveland 31 (SF)</p> <p>L-4 T-1 (Pts.—S.F. 208, Dallas 188)</p> <p>*1971—Dallas 17, 49ers 10 (SF) *1972—Dallas 14, 49ers 3 (D) 1972—49ers 31, Dallas 10 (D) †Dallas 30, 49ers 28 (SF) †NFC Playoff Game</p> <p>L-20 T-1 (Pts.—Detroit 945, S.F. 862)</p> <p>49ers 33, Detroit 7 (SF)</p> <p>1960—49ers 14, Detroit 10 (D) Detroit 24, 49ers 0 (SF)</p> <p>1961—49ers 49, Detroit 0 (D) 49ers 20, Detroit 20 (SF)</p> <p>1962—Detroit 45, 49ers 24 (D) Detroit 38, 49ers 24 (SF)</p> <p>1963—Detroit 26, 49ers 3 (D) Detroit 45, 49ers 7 (SF)</p> <p>1964—Detroit 26, 49ers 17 (SF) Detroit 24, 49ers 7 (D)</p> <p>1965—49ers 27, Detroit 21 (D) 49ers 17, Detroit 14 (SF)</p> <p>1966—49ers 27, Detroit 24 (SF) 49ers 41, Detroit 14 (D)</p> <p>1967—Detroit 45, 49ers 3 (SF) 1968—49ers 14, Detroit 7 (D) 1969—Detroit 26, 49ers 14 (SF) 1970—Detroit 28, 49ers 7 (D) 1971—49ers 31, Detroit 27 (SF) 1973—Detroit 30, 49ers 20 (D)</p> <p>L-18 T-1 (Pts.—S.F. 809, Green Bay 767)</p> <p>1955—Green Bay 27, 49ers 21 (M) Green Bay 28, 49ers 7 (SF)</p> <p>1956—49ers 17, Green Bay 16 (GB) 49ers 38, Green Bay 20 (SF)</p> <p>1957—49ers 24, Green Bay 14 (M) 49ers 27, Green Bay 20 (SF)</p> <p>1958—49ers 33, Green Bay 12 (M) 49ers 48, Green Bay 21 (SF)</p> <p>1959—Green Bay 21, 49ers 20 (GB) Green Bay 36, 49ers 14 (SF)</p>
---	--

SERIES RECORDS — ALL-TIME SUMMARIES

<p>1960—Green Bay 41, 49ers 14 (M) Green Bay 13, 49ers 0 (SF)</p> <p>1961—Green Bay 30, 49ers 10 (GB) 49ers 22, Green Bay 21 (SF)</p> <p>1962—Green Bay 31, 49ers 13 (M) Green Bay 31, 49ers 21 (SF)</p> <p>1963—Green Bay 28, 49ers 10 (M) Green Bay 21, 49ers 17 (SF)</p> <p>1964—Green Bay 24, 49ers 14 (M) 49ers 24, Green Bay 14 (SF)</p>	<p>1965—Green Bay 27, 49ers 10 (GB) 49ers 24, Green Bay 24 (SF)</p> <p>1966—49ers 21, Green Bay 20 (SF) Green Bay 20, 49ers 7 (M)</p> <p>1967—Green Bay 13, 49ers 0 (GB) 1968—49ers 27, Green Bay 20 (SF)</p> <p>1969—Green Bay 14, 49ers 7 (M) 1970—49ers 26, Green Bay 10 (SF)</p> <p>1972—Green Bay 34, 49ers 24 (M) 1973—49ers 20, Green Bay 6 (SF)</p>
---	--

49ers vs. Los Angeles Rams W-17 L-29 T-2 (Pts.—L.A. 1,192, S.F. 945)

<p>1950—Los Angeles 35, 49ers 14 (SF) Los Angeles 28, 49ers 21 (LA)</p> <p>1951—49ers 44, Los Angeles 17 (SF) Los Angeles 23, 49ers 16 (LA)</p> <p>1952—Los Angeles 35, 49ers 9 (LA) Los Angeles 34, 49ers 21 (SF)</p> <p>1953—49ers 31, Los Angeles 30 (SF) 49ers 31, Los Angeles 27 (LA)</p> <p>1954—49ers 24, Los Angeles 24 (LA) Los Angeles 42, 49ers 34 (SF)</p> <p>1955—Los Angeles 23, 49ers 14 (SF) Los Angeles 27, 49ers 14 (LA)</p> <p>1956—49ers 33, Los Angeles 30 (SF) Los Angeles 30, 49ers 6 (LA)</p> <p>1957—49ers 23, Los Angeles 20 (SF) Los Angeles 37, 49ers 24 (LA)</p> <p>1958—Los Angeles 33, 49ers 3 (SF) Los Angeles 56, 49ers 7 (LA)</p> <p>1959—49ers 34, Los Angeles 0 (SF) 49ers 24, Los Angeles 16 (LA)</p> <p>1960—49ers 13, Los Angeles 9 (SF) 49ers 23, Los Angeles 7 (LA)</p> <p>1961—49ers 35, Los Angeles 0 (SF) Los Angeles 17, 49ers 7 (LA)</p>	<p>1962—Los Angeles 28, 49ers 14 (SF) 49ers 24, Los Angeles 17 (LA)</p> <p>1963—Los Angeles 28, 49ers 21 (LA) Los Angeles 21, 49ers 17 (SF)</p> <p>1964—Los Angeles 42, 49ers 14 (LA) 49ers 28, Los Angeles 7 (SF)</p> <p>1965—49ers 45, Los Angeles 21 (LA) 49ers 30, Los Angeles 27 (SF)</p> <p>1966—Los Angeles 34, 49ers 3 (LA) 49ers 21, Los Angeles 13 (SF)</p> <p>1967—49ers 27, Los Angeles 24 (LA) Los Angeles 17, 49ers 7 (SF)</p> <p>1968—Los Angeles 24, 49ers 10 (LA) 49ers 20, Los Angeles 20 (SF)</p> <p>1969—Los Angeles 27, 49ers 21 (SF) Los Angeles 41, 49ers 30 (LA)</p> <p>1970—49ers 20, Los Angeles 6 (LA) Los Angeles 30, 49ers 13 (SF)</p> <p>1971—Los Angeles 20, 49ers 13 (SF) Los Angeles 17, 49ers 6 (LA)</p> <p>1972—Los Angeles 31, 49ers 7 (LA) Los Angeles 26, 49ers 16 (SF)</p> <p>1973—Los Angeles 40, 49ers 20 (SF) Los Angeles 31, 49ers 13 (LA)</p>
--	---

49ers vs. Minnesota Vikings W-9 L-9 T-1 (Pts.—Minnesota 423, S.F. 421)

<p>1961—49ers 38, Minnesota 24 (M) 49ers 38, Minnesota 28 (SF)</p> <p>1962—49ers 21, Minnesota 7 (SF) 49ers 35, Minnesota 12 (M)</p> <p>1963—Minnesota 24, 49ers 20 (SF) Minnesota 45, 49ers 14 (M)</p> <p>1964—Minnesota 27, 49ers 22 (SF) Minnesota 24, 49ers 7 (M)</p> <p>1965—Minnesota 42, 49ers 41 (SF)</p>	<p>49ers 45, Minnesota 24 (M)</p> <p>1966—49ers 20, Minnesota 20 (SF) Minnesota 28, 49ers 3 (M)</p> <p>1967—49ers 27, Minnesota 21 (M) 1968—Minnesota 30, 49ers 20 (SF)</p> <p>1969—Minnesota 10, 49ers 7 (M) †1970—49ers 17, Minnesota 10 (M)</p> <p>1971—49ers 13, Minnesota 9 (M) 1972—49ers 20, Minnesota 17 (SF)</p> <p>1973—Minnesota 17, 49ers 13 (SF)</p>
---	---

†NFC Playoff Game.

49ER ALL-TIME STANDINGS

ALL-AMERICA CONFERENCE


	W	L	T	Pct.	Pts.	Opp. Pts.	Div. Stgd.
1946	9	5	0	.643	307	189	2nd
1947	8	4	2	.667	327	264	2nd
1948	12	2	0	.857	495	248	2nd
1949	9	3	0	.750	416	227	*
TOTALS	38	14	2	.731	1445	924	

*AAC had round-robin schedule. San Francisco lost championship playoff to Cleveland, 21-7.

NATIONAL FOOTBALL LEAGUE

	W	L	T	Pct.	Pts.	Opp. Pts.	Div. Stgd.
1950	3	9	0	.250	213	300	Tied 5th
1951	7	4	1	.636	255	205	Tied 2nd
1952	7	5	0	.583	285	221	3rd
1953	9	3	0	.750	372	237	2nd
1954	7	4	1	.636	313	251	3rd
1955	4	8	0	.333	216	298	5th
1956	5	6	1	.455	233	284	3rd
1957	8	4	0	.667	260	264	†Tied 1st
1958	6	6	0	.500	257	324	4th
1959	7	5	0	.583	255	237	Tied 3rd
1960	7	5	0	.583	208	205	Tied 2nd
1961	7	6	1	.538	346	272	5th
1962	6	8	0	.428	282	331	5th
1963	2	12	0	.143	198	391	7th
1964	4	10	0	.285	236	330	7th
1965	7	6	1	.538	421	402	4th
1966	6	6	2	.500	320	325	4th
1967	7	7	0	.500	273	337	3rd
1968	7	6	1	.538	303	310	3rd
1969	4	8	2	.333	277	319	4th
1970	10	3	1	.714	352	267	1st
1971	9	5	0	.643	300	216	1st
1972	8	5	1	.607	353	249	1st
1973	5	9	0	.357	262	319	Tied 3rd
Totals	152	150	12	.484	6790	6694	

†49ers lost divisional playoff to Detroit, 31-27.



1974 NFL REGULAR SEASON SCHEDULE

(All Times Local)

(First Week)

SUNDAY, SEPTEMBER 15

1. Baltimore at Pittsburgh 1:00
2. Dallas at Atlanta 4:00
3. Cleveland at Cincinnati 1:00
4. Detroit at Chicago 1:00
5. Los Angeles at Denver 2:00
6. Miami at New England 1:00
7. Minnesota at Green Bay 1:00
8. New York Jets at Kansas City 3:00
9. Philadelphia at St. Louis 1:00
10. San Diego at Houston 1:00
11. San Francisco at New Orleans 1:00
12. Washington at New York Giants 1:00

MONDAY, SEPTEMBER 16

13. Oakland at Buffalo 9:00

(Second Week)

SUNDAY, SEPTEMBER 22

14. Green Bay at Baltimore 2:00
15. Houston at Cleveland 1:00
16. Kansas City at Oakland 1:00
17. Miami at Buffalo 1:00
18. Minnesota at Detroit 1:00
19. New England at New York Giants 1:00
20. New Orleans at Los Angeles 1:00
21. New York Jets at Chicago 1:00
22. Pittsburgh at Denver 2:00
23. St. Louis at Washington 1:00
24. San Diego at Cincinnati 1:00
25. San Francisco at Atlanta 1:00

MONDAY, SEPTEMBER 23

26. Dallas at Philadelphia 9:00

(Third Week)

SUNDAY, SEPTEMBER 29

27. Atlanta at New Orleans 1:00
28. Baltimore at Philadelphia 1:00
29. Chicago at Minnesota 1:00
30. Cincinnati at San Francisco 1:00
31. Cleveland at St. Louis 1:00
32. Detroit vs. Grn. Bay at Milwaukee 1:00
33. Kansas City at Houston 1:00
34. Los Angeles at New England 1:00
35. Miami at San Diego 1:00
36. New York Giants at Dallas 1:00
37. New York Jets at Buffalo 1:00
38. Oakland at Pittsburgh 4:00

MONDAY, SEPTEMBER 30

39. Denver at Washington 9:00

(Fourth Week)

SUNDAY, OCTOBER 6

40. Atlanta at New York Giants 1:00
41. Baltimore at New England 1:00
42. Buffalo at Green Bay 1:00
43. Denver at Kansas City 3:00
44. Detroit at Los Angeles 1:00
45. Minnesota at Dallas 3:00
46. New Orleans at Chicago 1:00
47. Oakland at Cleveland 1:00
48. Philadelphia at San Diego 1:00
49. Pittsburgh at Houston 1:00
50. St. Louis at San Francisco 1:00
51. Washington at Cincinnati 1:00

MONDAY, OCTOBER 7

52. New York Jets at Miami 9:00

(Fifth Week)

SUNDAY, OCTOBER 13

53. Buffalo at Baltimore 2:00
54. Chicago at Atlanta 1:00
55. Cincinnati at Cleveland 1:00
56. Dallas at St. Louis 1:00
57. Houston at Minnesota 1:00
58. Los Angeles vs. Green Bay
at Milwaukee 3:00
59. Miami at Washington 1:00
60. New England at New York Jets 1:00
61. New Orleans at Denver 2:00
62. New York Giants at Philadelphia 1:00
63. Pittsburgh at Kansas City 1:00
64. San Diego at Oakland 1:00

MONDAY, OCTOBER 14

65. San Francisco at Detroit 9:00

(Sixth Week)

SUNDAY, OCTOBER 20

66. Baltimore at New York Jets 1:00
67. Cincinnati at Oakland 1:00
68. Cleveland at Pittsburgh 1:00
69. Detroit at Minnesota 1:00
70. Kansas City at Miami 4:00
71. New England at Buffalo 1:00
72. New Orleans at Atlanta 1:00
73. New York Giants at Washington 1:00
74. Philadelphia at Dallas 1:00
75. St. Louis at Houston 1:00
76. San Diego at Denver 2:00
77. San Francisco at Los Angeles 1:00

MONDAY, OCTOBER 21

78. Green Bay at Chicago 8:00

(Seventh Week)

SUNDAY, OCTOBER 27

- 79. Baltimore at Miami1:00
- 80. Chicago at Buffalo1:00
- 81. Dallas at New York Giants1:00
- 82. Denver at Cleveland1:00
- 83. Green Bay at Detroit1:00
- 84. Houston at Cincinnati1:00
- 85. Kansas City at San Diego1:00
- 86. Los Angeles at New York Jets1:00
- 87. New England at Minnesota1:00
- 88. Oakland at San Francisco1:00
- 89. Philadelphia at New Orleans1:00
- 90. Washington at St. Louis1:00

MONDAY, OCTOBER 28

- 91. Atlanta at Pittsburgh9:00

(Eighth Week)

SUNDAY, NOVEMBER 3

- 92. Atlanta at Miami4:00
- 93. Buffalo at New England1:00
- 94. Cincinnati at Baltimore2:00
- 95. Cleveland at San Diego1:00
- 96. Houston at New York Jets1:00
- 97. Minnesota at Chicago1:00
- 98. New Orleans at Detroit1:00
- 99. New York Giants at Kansas City3:00
- 100. Oakland at Denver2:00
- 101. Philadelphia at Pittsburgh1:00
- 102. St. Louis at Dallas1:00
- 103. Washington at Green Bay1:00

MONDAY, NOVEMBER 4

- 104. Los Angeles at San Francisco.... 6:00

(Ninth Week)

SUNDAY, NOVEMBER 10

- 105. Atlanta at Los Angeles.....1:00
- 106. Chicago vs. Green Bay
at Milwaukee1:00
- 107. Cleveland at New England1:00
- 108. Denver at Baltimore2:00
- 109. Detroit at Oakland1:00
- 110. Houston at Buffalo1:00
- 111. Miami at New Orleans1:00
- 112. New York Jets at N.Y. Giants.....1:00
- 113. Pittsburgh at Cincinnati4:00
- 114. San Diego at Kansas City1:00
- 115. San Francisco at Dallas1:00
- 116. Washington at Philadelphia1:00

MONDAY, NOVEMBER 11

- 117. Minnesota at St. Louis8:00

(Tenth Week)

SUNDAY, NOVEMBER 17

- 118. Baltimore at Atlanta1:00
- 119. Buffalo at Miami1:00
- 120. Cincinnati at Houston1:00
- 121. Dallas at Washington4:00
- 122. Green Bay at Minnesota1:00
- 123. Los Angeles at New Orleans1:00
- 124. New York Giants at Detroit1:00
- 125. New York Jets at New England.....1:00
- 126. Oakland at San Diego1:00
- 127. Pittsburgh at Cleveland1:00
- 128. St. Louis at Philadelphia1:00
- 129. San Francisco at Chicago1:00

MONDAY, NOVEMBER 18

- 130. Kansas City at Denver7:00

(Eleventh Week)

SUNDAY, NOVEMBER 24

- 131. Atlanta at San Francisco1:00
- 132. Buffalo at Cleveland1:00
- 133. Chicago at Detroit1:00
- 134. Dallas at Houston1:00
- 135. Denver at Oakland1:00
- 136. Kansas City at Cincinnati1:00
- 137. Miami at New York Jets1:00
- 138. Minnesota at Los Angeles1:00
- 139. New England at Baltimore2:00
- 140. Philadelphia at Washington1:00
- 141. St. Louis at New York Giants.....1:00
- 142. San Diego at Green Bay1:00

MONDAY, NOVEMBER 25

- 143. Pittsburgh at New Orleans8:00

(Twelfth Week)

THURSDAY, NOVEMBER 28

- 144. Denver at Detroit12:30
- 145. Washington at Dallas2:45

SUNDAY, DECEMBER 1

- 146. Baltimore at Buffalo1:00
- 147. Green Bay at Philadelphia1:00
- 148. Houston at Pittsburgh1:00
- 149. Kansas City at St. Louis1:00
- 150. Los Angeles at Atlanta4:00
- 151. New England at Oakland1:00
- 152. New Orleans at Minnesota1:00
- 153. New York Giants at Chicago.....1:00
- 154. San Diego at New York Jets1:00
- 155. San Francisco at Cleveland1:00

MONDAY, DECEMBER 2

- 156. Cincinnati at Miami9:00

(Thirteenth Week)

SATURDAY, DECEMBER 7

- 157. Atlanta at Minnesota12:00
- 158. Cleveland at Dallas3:00

SUNDAY, DECEMBER 8

- 159. Buffalo at New York Jets1:00
- 160. Chicago at San Diego1:00
- 161. Detroit at Cincinnati1:00
- 162. Green Bay at San Francisco1:00
- 163. Houston at Denver2:00
- 164. Miami at Baltimore2:00
- 165. Oakland at Kansas City3:00
- 166. Pittsburgh at New York Giants1:00
- 167. Pittsburgh at New England1:00
- 168. St. Louis at New Orleans1:00

MONDAY, DECEMBER 9

- 169. Washington at Los Angeles6:00

(Fourteenth Week)

SATURDAY, DECEMBER 14

- 170. Cincinnati at Pittsburgh1:00
- 171. Minnesota at Kansas City2:45
- 172. Dallas at Oakland6:00

SUNDAY, DECEMBER 15

- 173. Buffalo at Los Angeles1:00
- 174. Chicago at Washington1:00
- 175. Cleveland at Houston1:00
- 176. Denver at San Diego1:00
- 177. Detroit at Philadelphia1:00
- 178. Green Bay at Atlanta1:00
- 179. New England at Miami1:00
- 180. New Orleans at San Francisco1:00
- 181. New York Giants at St. Louis1:00
- 182. New York Jets at Baltimore2:00

1974 AFC-NFC INTER-CONFERENCE GAMES AT A GLANCE

(Sunday unless noted; all times Local)

- Sept. 15—Los Angeles at Denver2 P.M.
- Sept. 22—Green Bay at Baltimore2 P.M.
New England at New York Giants1 P.M.
New York Jets at Chicago1 P.M.
- Sept. 29—Baltimore at Philadelphia1 P.M.
Cincinnati at San Francisco1 P.M.
Cleveland at St. Louis1 P.M.
Los Angeles at New England1 P.M.
- Sept. 30—(Monday) Denver at Washington9 P.M.
- Oct. 6—Buffalo at Green Bay1 P.M.
Philadelphia at San Diego1 P.M.
Washington at Cincinnati1 P.M.
- Oct. 13—Houston at Minnesota1 P.M.
Miami at Washington1 P.M.
New Orleans at Denver2 P.M.
- Oct. 20—St. Louis at Houston1 P.M.
- Oct. 27—Chicago at Buffalo1 P.M.
Los Angeles at New York Jets1 P.M.
New England at Minnesota1 P.M.
Oakland at San Francisco1 P.M.
- Oct. 28—(Monday) Atlanta at Pittsburgh9 P.M.
- Nov. 3—Atlanta at Miami1 P.M.
New York Giants at Kansas City1 P.M.
Philadelphia at Pittsburgh1 P.M.
- Nov. 10—Detroit at Oakland1 P.M.
Miami at New Orleans1 P.M.
New York Jets at New York Giants1 P.M.
- Nov. 17—Baltimore at Atlanta1 P.M.
- Nov. 24—Dallas at Houston1 P.M.
San Diego at Green Bay1 P.M.
- Nov. 25—(Monday) Pittsburgh at New Orleans9 P.M.
- Nov. 28—(Thanksgiving) Denver at Detroit12:30 P.M.
- Dec. 1—San Francisco at Cleveland1 P.M.
Kansas City at St. Louis1 P.M.
- Dec. 7—(Saturday) Cleveland at Dallas3 P.M.
- Dec. 8—Chicago at San Diego1 P.M.
Detroit at Cincinnati1 P.M.
- Dec. 14—(Saturday) Minnesota at Kansas City2:45 P.M.
Dallas at Oakland9 P.M.
- Dec. 15—Buffalo at Los Angeles1 P.M.

MONDAY NIGHT GAMES AT A GLANCE

- Sept. 16—Oakland at Buffalo9 P.M.
- Sept. 23—Dallas at Philadelphia9 P.M.
- Sept. 30—Denver at Washington9 P.M.
- Oct. 7—New York Jets at Miami9 P.M.
- Oct. 14—San Francisco at Detroit9 P.M.
- Oct. 21—Green Bay at Chicago8 P.M.
- Oct. 28—Atlanta at Pittsburgh9 P.M.
- Nov. 4—Los Angeles at San Francisco6 P.M.
- Nov. 11—Minnesota at St. Louis8 P.M.
- Nov. 18—Kansas City at Denver7 P.M.
- Nov. 25—Pittsburgh at New Orleans8 P.M.
- Dec. 2—Cincinnati at Miami9 P.M.
- Dec. 9—Washington at Los Angeles6 P.M.

(Fourteenth game of ABC nationally televised series will be Dallas at Oakland, Saturday night, Dec. 14, 6 p.m., local time)

NATIONAL TELEVISED GAMES (Regular Season)

- Monday, Sept. 16—Oakland at Buffalo (night, ABC)
Monday, Sept. 23—Dallas at Philadelphia (night, ABC)
Monday, Sept. 30—Denver at Washington (night, ABC)
Monday, Oct. 7—New York Jets at Miami (night, ABC)
Monday, Oct. 14—San Francisco at Detroit (night, ABC)
Monday, Oct. 21—Green Bay at Chicago (night, ABC)
Monday, Oct. 28—Atlanta at Pittsburgh (night, ABC)
Monday, Nov. 4—Los Angeles at San Francisco (night, ABC)
Monday, Nov. 11—Minnesota at St. Louis (night, ABC)
Monday, Nov. 18—Kansas City at Denver (night, ABC)
Monday, Nov. 25—Pittsburgh at New Orleans (night, ABC)
Thursday, Nov. 28 (Thanksgiving)—Denver at Detroit (day, NBC)
—Washington at Dallas (day, CBS)
Monday, Dec. 2—Cincinnati at Miami (night, ABC)
Saturday, Dec. 7—Atlanta at Minnesota (day, CBS)
—Cleveland at Dallas (day, NBC)
Monday, Dec. 9—Washington at Los Angeles (night, ABC)
Saturday, Dec. 14—Cincinnati at Pittsburgh (day, NBC)
—Minnesota at Kansas City (day, CBS)
—Dallas at Oakland (night, ABC)

POST SEASON

- Saturday, Dec. 21—AFC and NFC Divisional Playoffs (NBC and CBS)
Sunday, Dec. 22—AFC and NFC Divisional Playoffs (NBC and CBS)
Sunday, Dec. 29—AFC Championship Game (NBC)
—NFC Championship Game (CBS)
Sunday, Jan. 12, 1975—Super Bowl IX at New Orleans (NBC)
Monday, Jan. 20, 1975—AFC-NFC Pro Bowl at Miami (night, ABC)

TV DOUBLEHEADER GAMES

(The following Sunday games are scheduled to be seen in many market areas as part of television doubleheaders):

- Sept. 15—Dallas at Atlanta (CBS)
Sept. 22—Kansas City at Oakland (NBC)
Sept. 29—Oakland at Pittsburgh (NBC)
Oct. 6—Minnesota at Dallas (CBS)
Oct. 13—Los Angeles vs. Green Bay at Milwaukee (CBS)
Oct. 20—Kansas City at Miami (NBC), San Francisco at Los Angeles (CBS)
Oct. 27—Oakland at San Francisco (NBC)
Nov. 3—Atlanta at Miami (CBS)
Nov. 10—Pittsburgh at Cincinnati (NBC)
Nov. 17—Dallas at Washington (CBS)
Nov. 24—Minnesota at Los Angeles (CBS)
Dec. 1—Los Angeles at Atlanta (CBS)
Dec. 8—Oakland at Kansas City (NBC)
Dec. 15—Buffalo at Los Angeles (NBC)

ALL-TIME NFL FINAL STANDINGS

1973 SEASON

NATIONAL CONFERENCE

Eastern Division

	W	L	T	Pct.	Pts.	OP
Dallas	10	4	0	.714	382	203
*Washington	10	4	0	.714	325	198
Philadelphia	5	8	1	.393	310	393
St. Louis	4	9	1	.321	286	365
N.Y. Giants	2	11	1	.179	226	362

Central Division

	W	L	T	Pct.	Pts.	OP
Minnesota	12	2	0	.857	296	168
Detroit	6	7	1	.464	271	247
Green Bay	5	7	2	.429	202	259
Chicago	3	11	0	.214	195	334

Western Division

	W	L	T	Pct.	Pts.	OP
Los Angeles	12	2	0	.857	388	178
Atlanta	9	5	0	.643	318	224
New Orleans	5	9	0	.357	163	312
San Francisco	5	9	0	.357	262	319

Divisional Playoffs

Minnesota 27, Washington 20

Dallas 27, Los Angeles 16

Conference Championship

Minnesota 27, Dallas 10

AMERICAN CONFERENCE

Eastern Division

	W	L	T	Pct.	Pts.	OP
Miami	12	2	0	.857	343	150
Buffalo	9	5	0	.643	259	230
New England	5	9	0	.357	258	300
Baltimore	4	10	0	.286	226	341
N.Y. Jets	4	10	0	.286	240	306

Central Division

	W	L	T	Pct.	Pts.	OP
Cincinnati	10	4	0	.714	286	231
*Pittsburgh	10	4	0	.714	347	210
Cleveland	7	5	2	.571	234	255
Houston	1	13	0	.071	199	447

Western Division

	W	L	T	Pct.	Pts.	OP
Oakland	9	4	1	.679	292	175
Denver	7	5	2	.571	354	296
Kansas City	7	5	2	.571	231	192
San Diego	2	11	1	.179	188	386

Divisional Playoffs

Oakland 33, Pittsburgh 14

Miami 34, Cincinnati 16

Conference Championship

Miami 27, Oakland 10

*Wild Cards

SUPER BOWL VIII Miami (AFC) 24, Minnesota (NFC) 7

PRO BOWL AFC 15, NFC 13

1972 SEASON

NATIONAL CONFERENCE

Eastern Division

	W	L	T	Pct.	Pts.	OP
Washington	11	3	0	.786	336	218
*Dallas	10	4	0	.714	319	240
N.Y. Giants	8	6	0	.571	331	247
St. Louis	4	9	1	.322	193	303
Philadelphia	2	11	1	.179	145	352

Central Division

	W	L	T	Pct.	Pts.	OP
Green Bay	10	4	0	.714	304	226
Detroit	8	5	1	.607	339	290
Minnesota	7	7	0	.500	301	252
Chicago	4	9	1	.322	225	275

Western Division

	W	L	T	Pct.	Pts.	OP
San Francisco	8	5	1	.607	353	249
Atlanta	7	7	0	.500	269	274
Los Angeles	6	7	1	.465	291	286
New Orleans	2	11	1	.179	215	361

Divisional Playoffs

Dallas 30, San Francisco 28

Washington 16, Green Bay 3

Conference Championship

Washington 26, Dallas 3

* Fourth qualifier for playoffs.

AMERICAN CONFERENCE

Eastern Division

	W	L	T	Pct.	Pts.	OP
Miami	14	0	0	1.00	385	171
N.Y. Jets	7	7	0	.500	367	324
Baltimore	5	9	0	.357	235	252
Buffalo	4	9	1	.286	257	377
New England ..	3	10	1	.214	192	446

Central Division

	W	L	T	Pct.	Pts.	OP
Pittsburgh	11	3	0	.786	343	175
*Cleveland	10	4	0	.714	268	249
Cincinnati	8	6	0	.571	299	229
Houston	1	13	0	.071	164	380

* Fourth qualifier for playoffs.

Western Division

	W	L	T	Pct.	Pts.	OP
Oakland	10	3	1	.750	365	248
Kansas City	8	6	0	.571	287	254
Denver	5	9	0	.357	325	350
San Diego	4	9	1	.322	264	344

Divisional Playoffs

Pittsburgh 13, Oakland 7
Miami 20, Cleveland 14

Conference Championship

Miami 21, Pittsburgh 17

SUPER BOWL

Miami 14, Washington 7

ALL-TIME NFL FINAL STANDINGS 1971 SEASON

AMERICAN CONFERENCE

Eastern Division

	W	L	T	Pct.	Pts.	OP
Miami	10	3	1	.769	315	174
*Baltimore	10	4	0	.714	313	140
N. England	6	8	0	.429	238	325
N.Y. Jets	6	8	0	.429	212	299
Buffalo	1	13	0	.071	184	394

Central Division

	W	L	T	Pct.	Pts.	OP
Cleveland	9	5	0	.643	285	273
Pittsburgh	6	8	0	.429	246	292
Houston	4	9	1	.308	251	330
Cincinnati	4	10	0	.286	284	265

* Fourth qualifier for playoffs.

Western Division

	W	L	T	Pct.	Pts.	OP
Kansas City	10	3	1	.769	302	208
Oakland	8	4	2	.667	344	278
San Diego	6	8	0	.429	311	341
Denver	4	9	1	.308	203	275

Divisional Playoffs

Miami 27, Kansas City 24
Baltimore 20, Cleveland 3

Conference Championship

Miami 21, Baltimore 0

NATIONAL CONFERENCE

Eastern Division

	W	L	T	Pct.	Pts.	OP
Dallas	11	3	0	.786	406	222
*Washington ..	9	4	1	.692	276	190
Philadelphia ..	6	7	1	.462	221	302
St. Louis	4	9	1	.308	231	279
N.Y. Giants	4	10	0	.286	228	362

Central Division

	W	L	T	Pct.	Pts.	OP
Minnesota	11	3	0	.786	245	139
Detroit	7	6	1	.538	341	286
Chicago	6	8	0	.429	185	276
Green Bay	4	8	2	.333	274	298

* Fourth qualifier for playoffs.

Western Division

	W	L	T	Pct.	Pts.	OP
San Francisco 9	5	0	.643	300	216	
Los Angeles ..	8	5	1	.615	313	260
Atlanta	7	6	1	.538	274	277
New Orleans ..	4	8	2	.333	266	347

Divisional Playoffs

Dallas 20, Minnesota 12
San Francisco 24, Washington 20

Conference Championship

Dallas 14, San Francisco 3

SUPER BOWL

Dallas 24, Miami 3

1970 SEASON

AMERICAN CONFERENCE

Eastern Division

	W	L	T	Pct.	Pts.	OP
Baltimore	11	2	1	.846	321	234
Miami	10	4	0	.714	297	228
N.Y. Jets	4	10	0	.286	255	286
Buffalo	3	10	1	.231	204	337
Boston	2	12	0	.143	149	361

Central Division

	W	L	T	Pct.	Pts.	OP
Cincinnati	8	6	0	.571	312	255
Cleveland	7	7	0	.500	286	265
Pittsburgh	5	9	0	.357	210	272
Houston	3	10	1	.231	217	352

Western Division

	W	L	T	Pct.	Pts.	OP
Oakland	8	4	2	.667	300	293
Kansas City	7	5	2	.583	272	244
San Diego	5	6	3	.455	282	278
Denver	5	8	1	.357	253	264

Divisional Playoffs

Baltimore 17, Cincinnati 0
Oakland 21, Miami 14

Conference Championship

Baltimore 27, Oakland 17

NATIONAL CONFERENCE

Eastern Division

	W	L	T	Pct.	Pts.	OP
Dallas	10	4	0	.714	299	221
N.Y. Giants	9	5	0	.643	301	270
St. Louis	8	5	1	.615	325	228
Washington	6	8	0	.429	297	314
Philadelphia	3	10	1	.231	241	332

Central Division

	W	L	T	Pct.	Pts.	OP
Minnesota	12	2	0	.857	335	143
Detroit	10	4	0	.714	347	202
Chicago	6	8	0	.429	256	261
Green Bay	6	8	0	.429	196	293

Western Division

	W	L	T	Pct.	Pts.	OP
San Francisco	10	3	1	.769	352	267
Los Angeles	9	4	1	.692	325	202
Atlanta	4	8	2	.333	206	261
New Orleans	2	11	1	.154	172	347

Divisional Playoffs

Dallas 5, Detroit 0
San Francisco 17, Minnesota 14

Conference Championship

Dallas 17, San Francisco 10

SUPER BOWL

Baltimore 16, Dallas 13



1969 SEASON

EASTERN CONFERENCE

Capitol Division

	W	L	T	Pct.	Pts.	OP
Dallas	11	2	1	.846	369	223
Washington ..	7	5	2	.583	307	319
New Orleans ..	5	9	0	.357	357	311
Philadelphia ..	4	9	1	.308	279	377

Century Division

	W	L	T	Pct.	Pts.	OP
Cleveland	10	3	1	.769	351	300
New York	6	8	0	.429	264	298
St. Louis	4	9	1	.308	314	389
Pittsburgh	1	13	0	.071	218	404

WESTERN CONFERENCE

Coastal Division

	W	L	T	Pct.	Pts.	OP
Los Angeles ..11	3	0		.785	320	243
Baltimore	8	5	1	.615	279	268
Atlanta	6	8	0	.429	276	268
San Francisco 4	8	2		.333	277	319

Central Division

	W	L	T	Pct.	Pts.	OP
Minnesota12	2	0		.857	379	133
Detroit	9	4	1	.692	259	188
Green Bay.....	8	6	0	.571	269	221
Chicago	1	13	0	.071	210	339

NFL CHAMPIONSHIP

Minnesota 27, Cleveland 7

SUPER BOWL

Kansas City 23, Minnesota 7

NFL FINAL STANDINGS

1968 SEASON

EASTERN CONFERENCE

Capitol Division

	W	L	T	Pct.	Points For	Points Against
Dallas	12	2	0	.857	431	186
New York	7	7	0	.500	294	325
Washington	5	9	0	.357	249	358
Philadelphia ..	2	12	0	.143	202	351

Century Division

	W	L	T	Pct.	Points For	Points Against
Cleveland	10	4	0	.714	394	273
St. Louis	9	4	1	.692	325	289
New Orleans	4	9	1	.308	246	327
Pittsburgh	2	11	1	.154	244	397

Cleveland won Eastern Conference Championship over Dallas, 31-20.

WESTERN CONFERENCE

Coastal Division

	W	L	T	Pct.	Points For	Points Against
Baltimore	13	1	0	.929	402	144
Los Angeles	10	3	1	.769	312	200
San Francisco ..	7	6	1	.538	303	310
Atlanta	2	12	0	.143	170	389

Central Division

	W	L	T	Pct.	Points For	Points Against
Minnesota	8	6	0	.571	282	242
Chicago	7	7	0	.500	250	333
Green Bay	6	7	1	.462	281	227
Detroit	4	8	2	.333	207	241

Baltimore won Western Conference championship over Minnesota, 24-14.

NFL CHAMPIONSHIP GAME—Baltimore 34, Cleveland 0

AFL-NFL CHAMPIONSHIP GAME—New York Jets 16, Baltimore 7

1967 SEASON

EASTERN CONFERENCE

Capitol Division

	W	L	T	Pct.	Points For	Points Against
*Dallas	9	5	0	.643	342	268
Philadelphia ..	6	7	1	.462	351	409
Washington	5	6	3	.455	347	353
New Orleans	3	11	0	.214	233	379

Century Division

	W	L	T	Pct.	Points For	Points Against
Cleveland	9	5	0	.643	334	297
New York	7	7	0	.500	369	379
St. Louis	6	7	1	.462	333	356
Pittsburgh	4	9	1	.308	281	320

*Dallas won Eastern Conference championship, 52-14, over Cleveland.

WESTERN CONFERENCE

Coastal Division

	W	L	T	Pct.	Points For	Points Against
Los Angeles	11	1	2	.917	398	196
Baltimore	11	1	2	.917	394	198
San Francisco ..	7	7	0	.500	273	337
Atlanta	1	12	1	.077	175	422

Central Division

	W	L	T	Pct.	Points For	Points Against
†Green Bay	9	4	1	.692	332	209
Chicago	7	6	1	.538	239	218
Detroit	5	7	2	.417	260	259
Minnesota	3	8	3	.273	233	294

†Green Bay won Western Conference championship, 28-7, over Los Angeles.

NFL CHAMPIONSHIP GAME—Green Bay 21, Dallas 17

AFL-NFL CHAMPIONSHIP GAME—Green Bay 33, Oakland 14

PLAYOFF BOWL—Los Angeles 30, Cleveland 6

PRO BOWL—West 38, East 20

1966 SEASON

EASTERN CONFERENCE

					Points	
	W	L	T	Pct.	For	Against
Dallas	10	3	1	.769	445	239
Cleveland	9	5	0	.643	403	259
Philadelphia	9	5	0	.643	326	340
St. Louis	8	5	1	.615	264	265
Washington	7	7	0	.500	351	355
Pittsburgh	5	8	1	.385	316	347
Atlanta	3	11	0	.214	204	437
New York	1	12	0	.077	263	501

WESTERN CONFERENCE

					Points	
	W	L	T	Pct.	For	Against
Green Bay	12	2	0	.857	335	163
Baltimore	9	5	0	.643	314	226
Los Angeles	8	6	0	.571	289	212
San Francisco	6	6	2	.500	320	325
Chicago	5	7	2	.417	234	272
Detroit	4	9	1	.308	206	317
Minnesota	4	9	1	.308	292	304

NFL CHAMPIONSHIP GAME—Green Bay 34, Dallas 27
 FIRST NFL-AFL CHAMPIONSHIP GAME—Green Bay 35, Kansas City 10
 PLAYOFF BOWL—Baltimore 20, Philadelphia 14 PRO BOWL—East 20, West 10

1965 SEASON

EASTERN CONFERENCE

					Points	
	W	L	T	Pct.	For	Against
Cleveland	11	3	0	.786	363	325
Dallas	7	7	0	.500	325	280
New York	7	7	0	.500	270	338
Washington	6	8	0	.429	257	301
Philadelphia	5	9	0	.357	363	359
St. Louis	5	9	0	.357	296	309
Pittsburgh	2	12	0	.143	202	397

WESTERN CONFERENCE

					Points	
	W	L	T	Pct.	For	Against
*Green Bay	10	3	1	.769	316	224
Baltimore	10	3	1	.769	389	284
Chicago	9	5	0	.643	409	275
San Francisco	7	6	1	.538	421	402
Minnesota	7	7	0	.500	383	403
Detroit	6	7	1	.462	257	295
Los Angeles	4	10	0	.286	269	328

* Green Bay defeated Baltimore, 13-10, in conference playoff (Sudden Death—13:39).
 CHAMPIONSHIP GAME—Green Bay 23, Cleveland 12
 PLAYOFF BOWL—Baltimore 35, Dallas 3 PRO BOWL—East 36, West 7

1964 SEASON

EASTERN CONFERENCE

					Points	
	W	L	T	Pct.	For	Against
Cleveland	10	3	1	.769	415	293
St. Louis	9	3	2	.750	357	331
Philadelphia	6	8	0	.429	312	313
Washington	6	8	0	.429	307	305
Dallas	5	8	1	.385	250	289
Pittsburgh	5	9	0	.357	253	315
New York	2	10	2	.167	241	399

WESTERN CONFERENCE

					Points	
	W	L	T	Pct.	For	Against
Baltimore	12	2	0	.857	428	225
Green Bay	8	5	1	.615	342	245
Minnesota	8	5	1	.615	355	296
Detroit	7	5	2	.583	280	260
Los Angeles	5	7	2	.417	283	339
Chicago	5	9	0	.357	260	379
San Francisco	4	10	0	.286	236	330

CHAMPIONSHIP GAME—Cleveland 27, Baltimore 0
 PLAYOFF BOWL—St. Louis 24, Green Bay 17 PRO BOWL—West 34, East 14

1963 SEASON

EASTERN CONFERENCE

					Points	
	W	L	T	Pct.	For	Against
New York	11	3	0	.786	448	280
Cleveland	10	4	0	.714	343	262
St. Louis	9	5	0	.643	341	283
Pittsburgh	7	4	3	.636	321	295
Dallas	4	10	0	.286	305	378
Washington	3	11	0	.214	279	398
Philadelphia	2	10	2	.167	242	381

WESTERN CONFERENCE

					Points	
	W	L	T	Pct.	For	Against
Chicago	11	1	2	.917	301	144
Green Bay	11	2	1	.846	369	206
Baltimore	8	6	0	.571	316	285
Detroit	5	8	1	.385	326	265
Minnesota	5	8	1	.385	309	390
Los Angeles	5	9	0	.357	210	350
San Francisco	2	12	0	.143	198	391

WORLD CHAMPIONSHIP GAME—Chicago 14, New York 10
 PLAYOFF BOWL—Green Bay 40, Cleveland 23 PRO BOWL—West 31, East 17

1962 SEASON

EASTERN CONFERENCE

					Points	
	W	L	T	Pct.	For	Against
New York	12	2	0	.857	398	283
Pittsburgh	9	5	0	.643	312	363
Cleveland	7	6	1	.538	291	257
Washington	5	7	2	.417	305	376
Dallas	5	8	1	.385	398	402
St. Louis	4	9	1	.308	287	361
Philadelphia	3	10	1	.231	282	356

WESTERN CONFERENCE

					Points	
	W	L	T	Pct.	For	Against
Green Bay	13	1	0	.929	415	148
Detroit	11	3	0	.786	315	177
Chicago	9	5	0	.643	321	287
Baltimore	7	7	0	.500	293	288
San Francisco	6	8	0	.429	282	331
Minnesota	2	11	1	.154	254	410
Los Angeles	1	12	1	.077	220	334

WORLD CHAMPIONSHIP GAME—Green Bay 16, New York 7
 PLAYOFF BOWL—Detroit 17, Pittsburgh 10 PRO BOWL—East 30, West 20

1961 SEASON

EASTERN CONFERENCE

	W. L. T.			Pct.	Points	
					For	Against
New York	10	3	1	.769	368	220
Philadelphia	10	4	0	.714	361	297
Cleveland	8	5	1	.615	319	270
St. Louis	7	7	0	.500	279	267
Pittsburgh	6	8	0	.429	295	287
Dallas	4	9	1	.308	236	380
Washington	1	12	1	.077	174	392

WESTERN CONFERENCE

	W. L. T.			Pct.	Points	
					For	Against
Green Bay	11	3	0	.786	391	223
Detroit	8	5	1	.615	270	258
Baltimore	8	6	0	.571	302	307
Chicago	8	6	0	.571	326	302
San Francisco	7	6	1	.538	346	272
Los Angeles	4	10	0	.286	263	333
Minnesota	3	11	0	.214	285	407

CHAMPIONSHIP GAME—Green Bay 37, New York 0
PLAYOFF BOWL—Detroit 38, Philadelphia 10

1960 SEASON

EASTERN CONFERENCE

	W. L. T.			Pct.	Points	
					For	Against
Philadelphia	10	2	0	.833	321	246
Cleveland	8	3	1	.727	362	217
New York	6	4	2	.600	271	261
St. Louis	6	5	1	.545	288	230
Pittsburgh	5	6	1	.454	240	275
Washington	1	9	2	.100	178	309

WESTERN CONFERENCE

	W. L. T.			Pct.	Points	
					For	Against
Green Bay	8	4	0	.666	332	209
San Francisco	7	5	0	.583	208	205
Detroit	7	5	0	.583	239	212
Baltimore	6	6	0	.500	288	234
Chicago	5	6	1	.454	194	299
Los Angeles	4	7	1	.363	265	297
Dallas	0	11	1	.000	177	369

CHAMPIONSHIP GAME—Philadelphia 17, Green Bay 13
PLAYOFF BOWL—Detroit 17, Cleveland 16

1959 SEASON

EASTERN CONFERENCE

	W. L. T.			Pct.	Points	
					For	Against
New York	10	2	0	.833	284	170
Cleveland	7	5	0	.583	270	214
Philadelphia	7	5	0	.583	268	278
Pittsburgh	6	5	1	.545	257	216
Washington	3	9	0	.250	185	350
Chicago Cardinals	2	10	0	.167	234	324

WESTERN CONFERENCE

	W. L. T.			Pct.	Points	
					For	Against
Baltimore	9	3	0	.750	374	251
Chicago Bears	8	4	0	.667	252	196
Green Bay	7	5	0	.583	248	246
San Francisco	7	5	0	.583	255	237
Detroit	3	8	1	.213	203	275
Los Angeles	2	10	0	.167	242	315

CHAMPIONSHIP GAME—Baltimore 31, New York 16

1958 SEASON

EASTERN CONFERENCE

	W. L. T.			Pct.	Points	
					For	Against
Cleveland	9	3	0	.750	302	217
New York	9	3	0	.750	246	183
Pittsburgh	7	4	1	.636	261	230
Washington	4	7	1	.364	214	268
Chicago Cardinals	2	9	1	.182	261	356
Philadelphia	2	9	1	.182	235	306

WESTERN CONFERENCE

	W. L. T.			Pct.	Points	
					For	Against
Baltimore	9	3	0	.750	381	203
Chicago Bears	8	4	0	.667	298	230
Los Angeles	8	4	0	.667	344	278
San Francisco	6	6	0	.500	257	324
Detroit	4	7	1	.364	261	276
Green Bay	1	10	1	.091	193	382

Play-Off Game—New York 10, Cleveland 0

CHAMPIONSHIP GAME—Baltimore 23, New York 17

1957 SEASON

EASTERN CONFERENCE

	W. L. T.			Pct.	Points	
					For	Against
Cleveland	9	2	1	.818	269	172
New York	7	5	0	.583	254	211
Pittsburgh	6	6	0	.500	161	178
Washington	5	6	1	.455	251	230
Philadelphia	4	8	0	.333	173	230
Chicago Cardinals	3	9	0	.250	200	299

WESTERN CONFERENCE

	W. L. T.			Pct.	Points	
					For	Against
Detroit	8	4	0	.667	251	231
San Francisco	8	4	0	.667	260	264
Baltimore	7	5	0	.583	303	235
Los Angeles	6	6	0	.500	307	278
Chicago Bears	5	7	0	.417	203	211
Green Bay	3	9	0	.250	218	311

Play-Off Game—Detroit 31, San Francisco 27

CHAMPIONSHIP GAME—Detroit 59, Cleveland 14

1956 SEASON

EASTERN CONFERENCE

	W. L. T.			Pct.	Points	
					For	Against
New York	8	3	1	.727	264	197
Chicago Cardinals	7	5	0	.583	240	182
Washington	6	6	0	.500	183	225
Cleveland	5	7	0	.417	167	177
Pittsburgh	5	7	0	.417	217	250
Philadelphia	3	8	1	.273	143	215

WESTERN CONFERENCE

	W. L. T.			Pct.	Points	
					For	Against
Chicago Bears	9	2	1	.818	363	246
Detroit	9	3	0	.750	300	188
San Francisco	5	6	1	.455	233	284
Baltimore	5	7	0	.417	270	321
Green Bay	4	8	0	.333	264	342
Los Angeles	4	8	0	.333	291	307

CHAMPIONSHIP GAME—New York 47, Chicago Bears 7

1955 SEASON

EASTERN CONFERENCE

				Points	
	W.	L.	T.	For	Against
Cleveland	9	2	1	.818	349 218
Washington	8	4	0	.667	246 222
New York	6	5	1	.545	267 223
Chicago Cardinals.....	4	7	1	.364	224 252
Philadelphia	4	7	1	.364	248 231
Pittsburgh	4	8	0	.333	195 285

WESTERN CONFERENCE

				Points	
	W.	L.	T.	For	Against
Los Angeles	8	3	1	.727	260 231
Chicago Bears	8	4	0	.667	294 251
Green Bay	6	6	0	.500	258 276
Baltimore	5	6	1	.455	214 239
San Francisco	4	8	0	.333	216 298
Detroit	3	9	0	.250	230 275

CHAMPIONSHIP GAME—Cleveland 38, Los Angeles Rams 14

1954 SEASON

EASTERN CONFERENCE

				Points	
	W.	L.	T.	For	Against
Cleveland	9	3	0	.750	336 162
Philadelphia	7	4	1	.636	284 230
New York	7	5	0	.583	293 184
Pittsburgh	5	7	0	.417	219 263
Washington	3	9	0	.250	207 432
Chicago Cardinals.....	2	10	0	.167	183 347

WESTERN CONFERENCE

				Points	
	W.	L.	T.	For	Against
Detroit	9	2	1	.818	337 189
Chicago Bears	8	4	0	.667	301 279
San Francisco	7	4	1	.636	313 251
Los Angeles	6	5	1	.545	314 285
Green Bay	4	8	0	.333	234 251
Baltimore	3	9	0	.250	131 279

CHAMPIONSHIP GAME—Cleveland 56, Detroit 10

1953 SEASON

EASTERN CONFERENCE

				Points	
	W.	L.	T.	For	Against
Cleveland	11	1	0	.917	348 162
Philadelphia	7	4	1	.636	352 215
Washington	6	5	1	.545	208 215
Pittsburgh	6	6	0	.500	211 263
New York	3	9	0	.250	179 277
Chicago Cardinals.....	1	10	1	.091	190 337

WESTERN CONFERENCE

				Points	
	W.	L.	T.	For	Against
Detroit	10	2	0	.833	271 205
San Francisco	9	3	0	.750	372 237
Los Angeles	8	3	1	.727	366 236
Chicago Bears	3	8	1	.273	218 262
Baltimore	3	9	0	.250	182 350
Green Bay	2	9	1	.182	200 338

CHAMPIONSHIP GAME—Cleveland 16, Detroit 17

1952 SEASON

EASTERN CONFERENCE

				Points	
	W.	L.	T.	For	Against
Cleveland	8	4	0	.667	310 213
Philadelphia	7	5	0	.583	252 271
New York	7	5	0	.583	234 231
Pittsburgh	5	7	0	.416	300 273
Chicago Cardinals.....	4	8	0	.333	172 221
Washington	4	8	0	.333	240 287

WESTERN CONFERENCE

				Points	
	W.	L.	T.	For	Against
Detroit	9	3	0	.750	344 192
Los Angeles	9	3	0	.750	349 234
San Francisco	7	5	0	.583	285 221
Green Bay	6	6	0	.500	295 312
Chicago Bears	5	7	0	.416	245 326
Dallas	1	11	0	.083	182 427

Play-Off Game—Detroit 31, Los Angeles 21

CHAMPIONSHIP GAME—Cleveland 7, Detroit 17

1951 SEASON

EASTERN CONFERENCE

				Points	
	W.	L.	T.	For	Against
Cleveland	11	1	0	.917	331 152
N.Y. Giants	9	2	1	.818	254 161
Washington	5	7	0	.417	183 296
Pittsburgh	4	7	1	.364	183 235
Philadelphia	4	8	0	.333	234 264
Chicago Cardinals.....	3	9	0	.250	210 287

WESTERN CONFERENCE

				Points	
	W.	L.	T.	For	Against
Los Angeles	8	4	0	.667	392 261
San Francisco	7	4	1	.636	225 205
Detroit	7	4	1	.636	336 259
Chicago Bears	7	5	0	.583	286 282
Green Bay	3	9	0	.250	254 375
N.Y. Yanks	1	9	2	.100	241 382

CHAMPIONSHIP GAME—Cleveland 17, Los Angeles 24

1950 SEASON

EASTERN CONFERENCE

				Points	
	W.	L.	T.	For	Against
Cleveland	10	2	0	.833	310 144
N.Y. Giants	10	2	0	.833	268 150
Philadelphia	6	6	0	.500	254 141
Pittsburgh	6	6	0	.500	180 195
Chicago Cardinals.....	5	7	0	.417	233 287
Washington	3	9	0	.250	232 326

WESTERN CONFERENCE

				Points	
	W.	L.	T.	For	Against
Los Angeles	9	3	0	.750	466 309
Chicago Bears	9	3	0	.750	279 207
N.Y. Yanks	7	5	0	.583	366 367
Detroit	6	6	0	.500	321 285
Green Bay	3	9	0	.250	244 406
San Francisco	3	9	0	.250	213 300
Baltimore	1	11	0	.083	213 462

Play-Off Game—Los Angeles 24, Chicago Bears 14

CHAMPIONSHIP GAME—Cleveland 30, Los Angeles 28

CLUB-BY-CLUB 1973 SEASON RECORDS

(49er 1974 Regular Season Opponents Only)

NEW ORLEANS (5-9)

7	Atlanta	62
3	at Dallas	40
10	at Baltimore	14
21	Chicago	16
20	Detroit	13
0	at San Francisco	40
19	Washington	3
13	Buffalo	0
7	at Los Angeles	29
14	at San Diego	17
13	Los Angeles	24
10	at Green Bay	30
16	San Francisco	10
10	at Atlanta	14

ATLANTA (9-5)

62	at New Orleans	7
0	at Los Angeles	31
6	at Detroit	31
9	San Francisco	13
46	Chicago	6
41	at San Diego	0
17	at San Francisco	3
15	Los Angeles	13
44	at Philadelphia	27
20	Minnesota	14
28	at New York Jets	20
6	Buffalo	17
10	St. Louis	32
14	New Orleans	10

CINCINNATI (10-4)

10	at Denver	28
24	Houston	10
20	at San Diego	13
10	Cleveland	17
19	Pittsburgh	7
14	Kansas City	6
13	at Pittsburgh	20
10	at Dallas	38
16	at Buffalo	13
20	New York Jets	14
42	St. Louis	24
27	Minnesota	0
34	at Cleveland	17
27	at Houston	24

ST. LOUIS (4-9-1)

34	at Philadelphia	23
34	Washington	27
10	at Dallas	45
10	Oakland	17
24	Philadelphia	27
13	at Washington	31
35	New York Giants	27
17	Denver	17
21	at Green Bay	25
13	at New York Giants	24
24	at Cincinnati	42
16	Detroit	20
32	at Atlanta	10
3	Dallas	30

DETROIT (6-7-1)

10	at Pittsburgh	24
13	at Green Bay	13
31	Atlanta	6
9	Minnesota	23
13	at New Orleans	20
27	Baltimore	29
34	Green Bay	0
30	San Francisco	20
7	at Minnesota	28
30	at Chicago	7
0	Washington	20
20	at St. Louis	16
40	Chicago	7
7	at Miami	34

LOS ANGELES (12-2)

23	at Kansas City	13
31	Atlanta	0
40	at San Francisco	20
31	at Houston	26
37	Dallas	31
24	Green Bay	7
9	at Minnesota	10
13	at Atlanta	15
29	New Orleans	7
31	San Francisco	13
24	at New Orleans	13
26	at Chicago	0
40	New York Giants	6
30	Cleveland	17

OAKLAND (9-4-1)

16	at Minnesota	24
12	Miami	7
3	at Kansas City	16
17	at St. Louis	10
27	San Diego	17
23	at Denver	23
34	at Baltimore	21
42	New York Giants	0
9	Pittsburgh	17
3	Cleveland	7
31	at San Diego	3
17	at Houston	6
37	Kansas City	7
21	Denver	17

DALLAS (10-4)

20	at Chicago	17
40	New Orleans	3
45	St. Louis	10
7	at Washington	14
31	at Los Angeles	37
45	New York Giants	28
16	at Philadelphia	30
38	Cincinnati	10
23	at New York Giants	10
31	Philadelphia	10
7	Miami	14
22	at Denver	10
27	Washington	7
30	at St. Louis	3

CHICAGO (3-11)

17	Dallas	20
13	Minnesota	22
33	at Denver	14
16	at New Orleans	21
6	at Atlanta	46
10	New England	13
35	Houston	14
31	at Green Bay	17
7	at Kansas City	19
7	Detroit	30
13	at Minnesota	31
0	Los Angeles	26
7	at Detroit	40
0	Green Bay	21

CLEVELAND (7-5-2)

14	Baltimore	24
6	at Pittsburgh	33
12	New York Giants	10
17	at Cincinnati	10
9	Miami	17
42	Houston	13
16	San Diego	16
3	at Minnesota	26
23	at Houston	13
7	at Oakland	3
21	Pittsburgh	16
20	at Kansas City	20
17	Cincinnati	34
17	at Los Angeles	30

GREEN BAY (5-7-2)

23	New York Jets (Mil)	7
13	Detroit	13
3	at Minnesota	11
16	at New York Giants	14
10	Kansas City (Mil)	10
7	at Los Angeles	24
0	at Detroit	34
17	Chicago	31
25	St. Louis	21
24	at New England	33
6	at San Francisco	20
30	New Orleans (Mil)	10
7	Minnesota	31
21	at Chicago	0

NFL BONUS CHOICES

1947—Chicago Bears: Bob Fenimore, Oklahoma A. & M.; 1948—Washington: Harry Gilmer, Alabama; 1949—Philadelphia: Chuck Bednarik, Pennsylvania; 1950—Detroit: Leon Hart, Notre Dame; 1951—New York Giants: Kyle Rote, S.M.U.; 1952—Los Angeles: Billy Wade, Vanderbilt; 1953—San Francisco: Harry Babcock, Georgia; 1954—Cleveland: Bobby Garrett, Stanford; 1955—Baltimore: George Shaw, Oregon; 1956—Pittsburgh: Gary Glick, Colorado A. & M.; 1957—Green Bay: Paul Hornung, Notre Dame; 1958—Chicago Cardinals: King Hill, Rice. Discontinued.

49er First Draft Choices — (1950-73)

1950— Leo Nomellini, tackle, Minnesota	1963— Kermit Alexander, UCLA
1951— ¹ Y. A. Tittle, quarterback, LSU	1964— Dave Parks, Texas Tech
1952— Hugh McElhenny, halfback, Wash.	1965— Ken Willard, North Carolina
1953— Tom Stolhandske, end, Texas	⁹ George Donnelly, Illinois
1954— Bernie Falony, quarterback, Maryland	1966— Stan Hindman, Mississippi
1955— Dick Moegle, halfback, Rice Institute	1967— ⁷ Steve Spurrier, Florida
1956— Earl Morrall, quarterback, Mich. State	Cas Banaszek, Northwestern
1957— John Brodie, quarterback, Stanford	1968— Forrest Blue, Auburn
1958— ² Jim Pace, halfback, Michigan	1969— ⁸ Ted Kwalick, Penn State
Charlie Krueger, tackle, Texas A&M	Gene Washington, Stanford
1959— Dave Baker, halfback, Oklahoma	1970— Cedrick Hardman, North Texas St.
³ Dan James, center, Ohio State	⁹ Bruce Taylor, Boston Univ.
1960— Monty Stickles, end, Notre Dame	1971— Tim Anderson, Ohio State
1961— ⁴ Jim Johnson, halfback, UCLA	1972— Terry Beasley, Auburn
⁵ Bernie Casey, fullback, Bowling Green	1973— Mike Holmes, Texas Southern
Bill Kilmer, quarterback, UCLA	1974— Wilbur Jackson, Alabama
1962— Lance Alworth, Arkansas	¹⁰ Bill Sandifer, UCLA

¹Tittle played for Baltimore in 1948-49-50. Players of the defunct Colt franchise were placed in NFL draft pool for 1951.

²Pace was first round choice from Pittsburgh (Morrall trade).

³James was first round choice from Pittsburgh (Morrall trade).

⁴Johnson was first round choice from Pittsburgh (Moegle trade).

⁵Casey was first round choice from Baltimore (Mackey trade).

⁶Donnelly was first round choice from Cleveland (Connolly trade).

⁷Spurrier was first round choice from Atlanta (Casey, Norton, Wilson trade).

⁸Kwalick was first round choice from New Orleans (Parks trade).

⁹Taylor was first round choice from Washington (Rock trade).

¹⁰Sandifer was first round choice from New England (Windsor trade)

49er COACHES' OVER-ALL RECORDS

	W	L	T		W	L	T
Lawrence T. (Buck) Shaw	71	39	4	Howard W. (Red) Hickey	27	27	1
Nine Seasons (1946-54)				Four Seasons plus 3 games (1959-63)			
Norman P. (Red) Strader	4	8	0	Jack Christiansen	26	38	2
One Season (1955)				Four Seasons plus 11 games (1963-67)			
Frank C. Albert	19	16	1	Richard C. Nolan.....	43	36	5
Three Seasons (1956-58)				Six Seasons (1968-73)			

NINER NOTES

The San Francisco 49ers are one of the few organizations in professional sport to fund annual scholarship grants for high school and junior college students. The Morabito Fund, named in memory of the club's founder, provides \$25,000 annually to San Francisco Bay Area students hopeful of attending Bay Area colleges and universities. They are not athletic grants, but are awarded to a student upon recommendation and application based upon the applicant's academic promise. Since its inception in 1968, the fund has averaged 90 grants a year.

* * * * *

The San Francisco 49ers and The City of San Francisco annually work together in funding many of The City's youth-oriented programs. Each year one of the 49ers' home pre-season games is designated "The Mayor's Youth Bowl," and one-third of the net proceeds from that game are directed toward operating young people's programs in The City. In the two years of its existence, "The Mayor's Youth Bowl" has contributed more than \$200,000 to the youth programs.

* * * * *

The San Francisco 49ers have been known for their "name" backfields. From 1954 through 1956 it was "The Million Dollar Backfield" of Y. A. Tittle, Joe Perry, Hugh McElhenny and John Henry Johnson. Then, in 1960, came "The Alphabet Backfield" of Y. A. Tittle, J. D. Smith, R. C. Owens and C. R. Roberts.

* * * * *

Three members of San Francisco's "Million Dollar Backfield" of the mid-1950's are enshrined in Pro Football's Hall of Fame. They are Y. A. Tittle, Joe Perry and Hugh McElhenny. Another member of that same team, tackle Leo Nomellini, is also a member of the Hall of Fame.

* * * * *

Former San Francisco 49er tackle Leo "The Lion" Nomellini is a member of Pro Football's Hall of Fame, but he also has another distinction. He is the only player ever to make All-Pro both on offense and defense since two-platoon all-stars have been selected. Nomellini was an All-Pro choice on offense in 1951 and 1952, then switched to defense and was an All-Pro selection in 1953, 1954, 1957 and 1959 as a defender. Leo also played in 10 Pro Bowl games, two on offense, eight on defense.

* * * * *

The San Francisco 49ers have retired five jerseys—Joe Perry's No. 34, Hugh McElhenny's No. 39, Leo Nomellini's No. 73, and, after the 1973 season, John Brodie's No. 12 and Charlie Krueger's No. 70. Krueger's jersey will be officially retired at the 49ers' first regular-season home game in 1974 against Cincinnati. Nomellini will make the presentation at "Charlie Krueger Day" in Candlestick Park.

* * * * *

In the past two seasons, the San Francisco 49ers have made 11 trades and have had three players—John Brodie, Charlie Krueger and Jimmy Thomas—retire.

* * * * *

Of the 44 veterans listed on the 49ers' 1974 training camp roster, the average age is 26.4 years old and the average NFL experience is 5.4 years.

49ER RADIO



LON SIMMONS



GORDY SOLTAU

Veteran Sportscaster Lon Simmons and former outstanding pass receiver Gordy Soltau form the radio broadcasting team for the 49ers, originating from KSFO, San Francisco, and serving an 18-station Golden West Network. Simmons does the play-by-play and Soltau does the analysis. Golden West Network stations are KFBK, Sacramento; KMJ, Fresno; KBEE, Modesto; KOH, Reno; KVCV, Redding; KINS, Eureka; KHSL, Chico; KIDD, Monterey; KWSD, Mt. Shasta; KSYC, Yreka; KUKI, Ukiah; KDAC, Ft. Bragg; KHVH, Honolulu; KFSL, Klamath Falls; KTMT, Medford; KOIN, Portland; KVML, Sonora; and KVI, Seattle.

49ERS ON TELEVISION

All six of the San Francisco 49er pre-season games in 1974 will once again be carried over KHBK, Channel 44, Kaiser Broadcasting System.

Beginning with the 49ers' first pre-season game in San Diego on August 3, KBHK will carry all the road games back to the Bay Area via live telecasts. Also included will be Cleveland, August 12 (Monday night) and Kansas City, August 24.

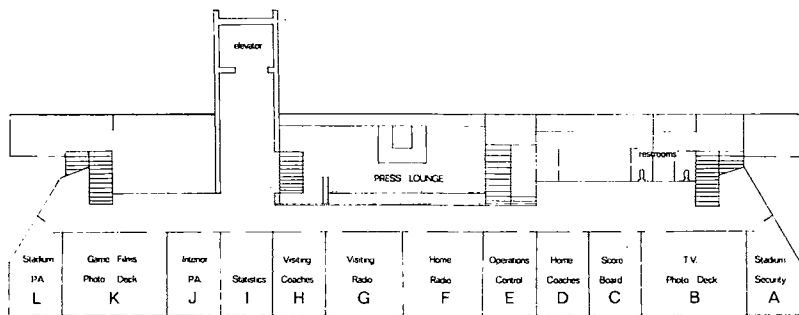
The 49ers three home pre-season games will also be carried on a delayed tape basis. These games include Denver, August 18; Oakland, September 2 (Monday night), and the Los Angeles game, September 8.

Once again Bob Murphy and former 49er and Hall of Famer Leo Nomellini will provide the play-by-play and color for all six of the games.

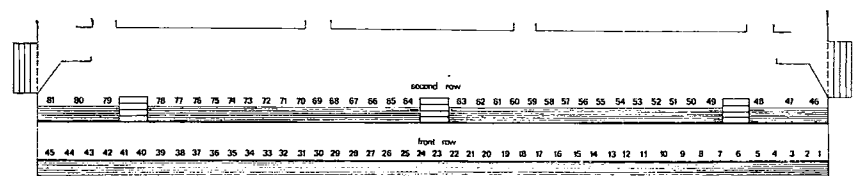
During the regular season the 49ers will be seen four times on national television, in four consecutive weeks the first time being Oct. 14 (Monday night) (ABC) in Detroit. The following week in Los Angeles, Oct. 20, (CBS) returning home to host the Oakland Raiders, (NBC) Oct. 27 and finally hosting the Rams on another Monday night affair Nov. 4.

The previously mentioned Oakland pre-season game of Sept. 2 will also be a nationally televised game.

PRESS BOX DIAGRAM



UPPER LEVEL



Candlestick Park — PRESS BOX

LOWER LEVEL

MEDIA INFORMATION

The football press box at Candlestick Park will open three hours prior to game time, as will the Curley Grieve Room (press room) on the promenade level. Lunch and other refreshments will be available in the press room, and there will be a snack bar in operation in the press box.

Western Union and Sportscom services will both be available in the press box and each will provide runners for copy.

All credential requests should be made to George McFadden in the 49er office no later than Wednesday prior to the game to be covered, if possible. No individual game credentials will be mailed. There is a special press "will call" booth at Gate A at Candlestick Park.

There is a limited amount of photo deck space available, so all requests for camera positions should be made as early as possible. When the space is all allocated, additional requests must be refused. Photo positions are on the second level of the press box and on the balcony areas on either end of the first level outside.

The press box is accessible only from the elevator from ground level. The elevator makes only one stop—at the press box.

With two minutes remaining in each game a member of the 49er public relations staff will guide writers to the team dressing rooms. From the elevator the group will walk the main concourse to the dressing room elevator. There will be no need to go onto the field.

Photographers working on the field are asked to check in at the dugout at the south end (first base line) of the stadium. They will be issued arm bands upon presentation of their credential. Food and drink will be available in the dugout at halftime.

NOTES

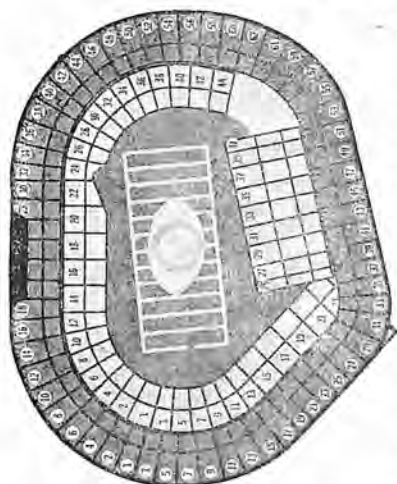
22
2008
B...

1. The first part of the document discusses the importance of maintaining accurate records of all transactions.

2.0

NOTES

STADIUM INFORMATION



The San Francisco 49ers begin their third year in Candlestick Park, now recognized as one of the finest combination stadiums in the United States.

Last season was the first that saw Candlestick in its completed form, completely encircled, carpeted with Astroturf, furnished throughout with comfortable chairs (no bleachers) and surrounded by adequate, and adjacent parking space. It was an immediate hit.

The completed stadium seats 61,252. There are three major ticket plazas and entry areas, each served by escalators which move spectators to and from the various seating levels. Every seat in the stadium is a chair-type plastic unit for comfort and durability.

Completely double-decked, the park features a 6,000-seat movable section. Astroturf facilitates rapid conversion from baseball to football configuration.

Other facts:

Original ground-breaking for Candlestick Park was in 1958. The expansion program began November 19, 1969.

The stadium covers 14½-acres on an 82-acre site.

Stadium diameter is 680 feet at its shortest, 840 feet at its longest.

The highest point from field to roof is 120 feet.

There are 29 concession stands, 54 rest rooms.

There are parking spaces for 14,400 automobiles in the stadium and auxiliary lots, as well as space for 175 buses.

Stadium construction required 1,034 tons of structural steel, 8,000 tons of reinforcing steel and 50,000 cubic yards of concrete.

STADIUM DIRECTORY:

First Aid is located on the main level concourse opposite Section 7.

Police Station is located on main level concourse opposite Section 5.

Lost and Found is in the Burns Security Office on the mezzanine level opposite Section 7.

Telephones are located throughout the stadium. Specifically, at each ticket plaza, along the main concourse and along the upper mezzanine level.

"WILL CALL" window is at Gate A, south end of the stadium.

Gates, A, E and F provide escalator service to the upper seating levels and are reversible for exiting after the game.

TICKET INFORMATION

Prices—Reserved seats \$8.50. General Admission, \$5.50.

If available, reserved seats and general admission tickets will be on sale at the 49er ticket office at 1255 Post St. Mail orders will be accepted.

For further information write Ticket Department, San Francisco 49ers, 1255 Post St. #300, San Francisco, Calif. 94109. Telephone (415) 441-4900.

SAN FRANCISCO 49ERS

1974 MEDIA GUIDE

SCHEDULE — 1974

Pre-Season Games

- Aug. 3—San Diego Chargers (Saturday, 8 p.m.).....at San Diego
Aug. 12—Cleveland Browns (Monday, 8 p.m.).....at Cleveland
Aug. 18—DENVER BRONCOS (Sunday, 1:00 p.m.) at CANDLESTICK
(Mayor's Youth Bowl Game)
Aug. 24—Kansas City Chiefs (Saturday, 8 p.m.)at Kansas City
*Sept. 2—**OAKLAND RAIDERS (Monday, 6:00 p.m.) at CANDLESTICK**
Sept. 8—**LOS ANGELES RAMS (Sunday, 1:00 p.m.) at CANDLESTICK**

League Games

- Sept. 15—New Orleans Saints (Sunday, 1:00 p.m.)....at New Orleans
Sept. 22—Atlanta Falcons (Sunday, 1:00 p.m.).....at Atlanta
Sept. 29—CINCINNATI BENGALS (Sun., 1:00 p.m.) at CANDLESTICK
Oct. 6—ST. LOUIS CARDINALS (Sun., 1:00 p.m.) at CANDLESTICK
*Oct. 14—Detroit Lions (Monday, 9:00 p.m.).....at Detroit
*Oct. 20—Los Angeles Rams (Sunday, 1:00 p.m.).....at Los Angeles
***Oct. 27—OAKLAND RAIDERS (Sunday, 1:00 p.m.) at CANDLESTICK**
***Nov. 4—LOS ANGELES RAMS (Mon., 6:00 p.m.) at CANDLESTICK**
Nov. 10—Dallas Cowboys (Sunday, 1:00 p.m.).....at Dallas
Nov. 17—Chicago Bears (Sunday, 1:00 p.m.).....at Chicago
Nov. 24—ATLANTA FALCONS (Sunday, 1:00 p.m.) at CANDLESTICK
Dec. 1—Cleveland Browns (Sunday, 1:00 p.m.).....At Cleveland
Dec. 8—GREEN BAY PACKERS (Sun., 1:00 p.m.) at CANDLESTICK
Dec. 15—NEW ORLEANS SAINTS (Sun., 1:00 p.m.) at CANDLESTICK

*National telecast. The first Los Angeles (CBS-TV) and Oakland (NBC-TV) games will be the second half of a TV doubleheader schedule.