

1981 SAN FRANCISCO

# 49ERS

MEDIA GUIDE



# 1981 49ers Schedule

## PRESEASON GAMES

DATE	OPPONENT	LOCAL TIME	S.F. TIME
Wed., Aug. 5	at Seattle .....	7:30 p.m.	
<b>SAT., AUG. 15</b>	<b>SAN DIEGO</b> .....	<b>6:00 p.m.</b>	
<b>SAT., AUG. 22</b>	<b>SEATTLE</b> .....	<b>6:00 p.m.</b>	
Sat., Aug. 29	at Oakland .....	6:00 p.m.	

## REGULAR SEASON GAMES

DATE	OPPONENT	LOCAL TIME	S.F. TIME
Sun., Sept. 6	at Detroit .....	1:00 p.m.	10 a.m.
<b>SUN., SEPT. 13</b>	<b>CHICAGO</b> .....	<b>1:00 p.m.</b>	
Sun., Sept. 20	at Atlanta .....	1:00 p.m.	10 a.m.
<b>SUN., SEPT. 27</b>	<b>NEW ORLEANS</b> .....	<b>1:00 p.m.</b>	
Sun., Oct. 4	at Washington .....	1:00 p.m.	10 a.m.
<b>SUN., OCT. 11</b>	<b>DALLAS</b> .....	<b>1:00 p.m.</b>	
Sun., Oct. 18	Green Bay at Milwaukee .....	Noon	10 a.m.
<b>SUN., OCT. 25</b>	<b>LOS ANGELES</b> .....	<b>1:00 p.m.</b>	
Sun., Nov. 1	at Pittsburgh .....	1:00 p.m.	10 a.m.
<b>SUN., NOV. 8</b>	<b>ATLANTA</b> .....	<b>1:00 p.m.</b>	
<b>SUN., NOV. 15</b>	<b>CLEVELAND</b> .....	<b>1:00 p.m.</b>	
Sun., Nov. 22	at Los Angeles .....	1:00 p.m.	
<b>SUN., NOV. 29</b>	<b>NEW YORK GIANTS</b> .....	<b>1:00 p.m.</b>	
Sun., Dec. 6	at Cincinnati .....	1:00 p.m.	10 a.m.
<b>SUN., DEC. 13</b>	<b>HOUSTON</b> .....	<b>1:00 p.m.</b>	
Sun., Dec. 20	at New Orleans .....	1:00 p.m.	11 a.m.

## 1981 49ers Training Camp Data

### LOCATION:

Sierra College  
5000 Rocklin Road  
Rocklin, California 95677  
Campus switchboard: 916/624-3333  
49ers Offices: 916/624-4562

### REPORTING DATES:

Rookies report Monday, July 13  
Veterans report Wednesday, July 22

### SPECIAL PHONE NUMBERS:

Telecopier ..... 916/624-1217  
TWX ..... 910/367-3705

### DATES:

July 13 through August 22.  
Return to Redwood City, California,  
training facility after August 22.

### CUTDOWN DATES:

August 18—60 players  
August 25—50 players  
August 31—45 players

**ON THE COVER**—Quarterback Joe Montana sends a short pass over the middle to wide receiver Freddie Solomon. Montana finished fifth among NFL passers in league quarterback ratings in 1981, while Solomon caught 48 passes, eight for touchdowns, and scored two other TDs on punt returns.  
Painting by Keith Striss.





More publications available at:

[www.retroseasons.com/library/](http://www.retroseasons.com/library/)

## 49ERS INFORMATION AT A GLANCE

**OFFICE ADDRESS** — 711 Nevada Street • Redwood City, California 94061

Morabito Memorial Fieldhouse — 49ers Offices and

Training Facility Telephone **415/365-3420**

**STADIUM** — Candlestick Park (Capacity: 61,201)

**COLORS** — 49ers Gold and Scarlet

### TICKET INFORMATION

Reserve Seats — \$12 and \$5

### 49ERS TICKET OUTLETS

49ers Ticket Office, Candlestick Park **415/468-2249**; all Ticketron and BASS outlets. Mail orders accepted at 49ers Ticket Office, Candlestick Park, San Francisco, California 94124 (Checks, Cashier Checks, Money Orders accepted only).

## TABLE OF CONTENTS

Club Directory .....	2	Record Section .....	131-158
Drafts & Trades By 49ers .....	77-91	(Individual Game) .....	149-152
Halftime Activities For '81 .....	123	(Team Game) .....	145-147
Historical Highlights of 49ers .....	124-127	Results (All-Time 49ers) .....	159-168
How '80 49ers Were Built .....	67	Results (All-Time NFL	
Player Honors For 49ers .....	127-129	Playoff) .....	195-196
Profiles of 49ers':		Results ('80 49ers) .....	110-117
Administration .....	3-10	Roster (All-Time 49ers) .....	119-123
Candlestick Park .....	130	Roster ('81 49ers) .....	65-66
Coaches & Staff .....	11-16	Rule Changes For '81 NFL .....	76
Opponents .....	93-106	Series Scores .....	169-175
Players (Veterans) .....	17-64	Schedule For '81 NFL .....	198-200
Players (Others With NFL		Standings (All-Time NFL) .....	176-194
Experience) .....	68-69	Standings ('80 NFL) .....	118
Players (Rookies) .....	70-75	Statistics ('80 49ers) .....	107-109
Radio .....	158	Travel Itinerary ('80 49ers) .....	197
TV .....	135		

## NFL TEAM TELEPHONE NUMBERS

Atlanta .....	404/588-1111	Green Bay .....	414/494-2351	N.Y. Jets .....	212/421-6600
Baltimore .....	301/356-9600	Houston .....	713/797-9111	Oakland .....	415/562-5900
Buffalo .....	716/648-1800	Kansas City .....	815/924-9300	Philadelphia .....	215/463-2500
Chicago .....	312/295-6600	Los Angeles .....	714/535-7267	Pittsburgh .....	412/323-1200
Cincinnati .....	513/621-3550	Miami .....	305/379-1851	St. Louis .....	314/421-0777
Cleveland .....	216/696-5555	Minnesota .....	612/828-6500	San Diego .....	714/280-2111
Dallas .....	214/369-8000	New England .....	617/543-7911	Seattle .....	206/827-9777
Denver .....	303/623-8778	New Orleans .....	504/587-3034	Tampa Bay .....	813/870-2700
Detroit .....	313/335-4131	N.Y. Giants .....	201/935-8111	Washington .....	703/471-9100

# 49ERS' CLUB DIRECTORY

## Management

Edward J. DeBartolo, Jr.	President
Franklin Mieuli	Limited Partner
Mrs. Victor P. Morabito	Limited Partner

## Coaching Staff

Bill Walsh	General Manager-Head Coach
Chuck Studley	Defensive Coordinator
Norb Hecker	Linebackers
Milt Jackson	Special Teams-Receiver
Billie Matthews	Running Backs
Bobb McKittrick	Offensive Line
Bill McPherson	Defensive Line
George Seifert	Secondary
Al Vermeil	Strength and Conditioning
Sam Wyche	Quarterbacks
Cas Banaszek	Assistant Offensive Line

## Administrative Staff

John McVay	Director of Football Operations
Ken Flower	Director of Marketing & Community Affairs
Keith Simon	Business Manager
George Heddleston	Director of Public Relations
Jerry Walker	Assistant Director of Public Relations
Delia Newland	Assistant Director of Publicity
Ted Glarrow	Ticket Manager
Ken Dargel	Assistant Ticket Manager
R.C. Owens	Executive Assistant
Melrene Frear	Controller
Roy Gilbert	Film Director
Walt Porep	Game Films Photographer
Michael Zagaris, Dennis Desprois	Photographers
Michael Olmstead	Entertainment Director
Chris Poehler, Paul Potyen	Band Directors
S. Dan Brodie	Statistician
Chico Norton	Equipment Manager

## Medical Staff

Lindsay McLean	Co-Trainer
Hal Wyatt	Co-Trainer
Fred L. Behling, M.D.	Team Physician
James B. Klint, M.D.	Team Physician

## Scouting Staff

Tony Razzano	Director of College Scouting
Proverb Jacobs	Pro Scouting
Vic Lindskog	Scout
Ernie Plank	Scout
Warren Schmakel	Scout
Neil Schmidt	Scout
Billy Wilson	Scout
Neal Dahlen	Staff Assistant

**Administrative Offices** 711 Nevada St., Redwood City, CA 94061 415/365-3420



# 49ERS' ADMINISTRATION AND COACHES



# Edward J. DeBartolo, Jr.

## President

For San Francisco 49ers President Edward J. DeBartolo, Jr., the *sine qua non* is that 1981 marks a significant year. Significant because this is Edward Jr.'s fifth season as the team's owner and chief executive officer. Five years have passed since the National Football League's San Francisco franchise became a vital acquisition of the nationwide DeBartolo Corporation, and for the team's president, stability now has fully arrived on his football club.

DeBartolo points with pride to the "settling effect" that has permeated the organization since he hired Bill Walsh as head coach and general manager in January of 1979. The 49ers were a team in transition through 1977 and '78, but that transition began to diminish with the arrival of Walsh and his staff. DeBartolo says the turnaround came because "all of us have a singleness of purpose" where the 49ers are concerned. He adds, "The people presently guiding the team under Bill's direction are the people who will be operating the team for a long time. I have pledged my total support to their efforts."

The 49ers' 34-year-old President serves the DeBartolo Corporation as President and Chief Administrative Officer, a role that demands nearly all of his attention and time. The Corporation's home offices are located in Youngstown, Ohio, the DeBartolo family hometown.

Founded in 1948 by Edward J. DeBartolo, who is the father of the 49ers' president, the DeBartolo Corporation has become one of America's great business success stories. It is the leading planner, builder, owner and operator of enclosed regional shopping malls in the world, malls that total more than 50 million square feet of retail space.

In addition, the Corporation owns thoroughbred race tracks, including luxurious Louisiana Downs, hotels, industrial and executive office parks, a foreign trade zone and overseas shipping operation, the Pittsburgh Penguins hockey franchise, the Pittsburgh Civic Arena, and holds many commercial bank interests, including its role as majority stockholder in three banks.

Ed Jr. not only is one of America's fastest rising young executives for a major corporation, but he also is the youngest owner in the 28-team National Football League. His rise began upon graduation from Notre Dame in 1968 when he joined the company full-time, moving from department to department learning the many facets of the company which, by then, had grown into a national corporation and had become recognized as the largest shopping center firm in the United States. In 1971 he was appointed a vice president.

Five years later he was named executive vice president while taking over the in-house DeBartolo staff of some 300 engineers, architects, designers, financiers, leasing agents, lawyers, management and operations teams, along with advertising, public relations and marketing personnel. He was appointed President and Chief Administrative Officer in July of 1979.

Working a demanding seven-days-a-week schedule that he has continued to today, Ed Jr. found little time for those pursuits he still lists as hobbies—golf and football. The latter, the dominant interest in his life, would become more than just a hobby when he became the 49ers' President and General Partner. In that capacity

he controls 90 percent of the club, with limited partners Jane Morabito and Franklin Mieuli, who each own five percent.

Edward Jr. gives generously of his time and influence when it comes to charitable endeavors. He is highly active in the St. Jude Childrens Research Hospital, having directed the Youngstown effort for national chairman Danny Thomas, an effort that netted the greatest sum of any city its size in the nation.

He also has for several years directed the Youngstown Cancer and Heart Fund Drives, served as director of a local youth center, and served as a member of the Board of Trustees at Youngstown State University.

His wife Cynthia, who prefers the nickname Candy, was his childhood sweetheart, and they are the parents of three daughters, Lisa Marie 11, Tiffanie Lynn 10, and Nicole Ann 6.



THIS SEASON WILL BE EDWARD DeBARTOLO, JR.'S FIFTH AS THE 49ERS' CHIEF EXECUTIVE.



## BILL WALSH Head Coach- General Manager

Though he avoids unbridled optimism, San Francisco 49ers Coach and General Manager Bill Walsh talks with confidence about his third San Francisco football squad.

"I am optimistic about our improvement and our chances going into the 1981 season," says Walsh. "We have slowly been able to add potentially better all-round athletes to our squad, especially with this year's draft, and that is working to make us potentially better overall.

"There is still a long way to go. But I am certain we have turned the corner and are becoming a well-based, more versatile team that will be a consistent contender in the years to come.

"We became a competitive team last year. Our final game against Buffalo was played in a constant downpour; it was a game we could have simply gone through the motions, while Buffalo was playing to get into the playoffs.

"They had to win, yet we played fiercely until the final down, and nearly scored on our last two passes in the end zone. Sure I would have liked to have won there, just as I felt there were several games during our losing spell last year when we could have won.

"But most importantly, after that final game I felt our team had become competitive. It had taken us two complete—and long and struggling—seasons, but we left 1980 with the feeling we can step on the field and compete with any team in the National Football League.


"That feeling must carry over into 1981 for us to continue our improvement."

In his two-plus seasons as the 11th coach in the history of the 49ers, Walsh has avoided sweeping promises to the championship-barren 49er followers. He also disdains the use of cliches when assessing his team. Too, Walsh avoids the overstatement.

Thus, he is restraining his optimism entering the new season, probably because his long apprenticeship as an assistant coach in the NFL taught him an abundance of caution and humility.

Still, he lets it be known that he has his fingers crossed: "My last year with the Bengals in 1975 we had one of the best clubs in the NFL (11-3), and I think this year's 49ers team has young talent that could become comparable to that Cincinnati squad. You couldn't say that about us a year ago."

Bill Walsh's NFL apprenticeship included tours of duty with the Oakland Raiders and San Diego Chargers, as well as the Bengals. He sandwiched a season apiece with Oakland and San Diego around eight years as the offensive coordinator of the Bengals under Paul Brown in the late '60s and early '70s. He began with the Raiders in 1966 as the offensive backfield coach under Al Davis.



He moved on to Cincinnati to coach the quarterbacks and receivers, and it was on the Ohio riverfront that Walsh's reputation as the No. 1 tutor of quarterbacks in the nation began to grow. There he had two passers capture three NFL QB proficiency titles. Greg Cook was the league's top-rated passer under Walsh's guidance in 1969 and Ken Anderson turned the trick twice, in 1974 and 1975, the only quarterback in NFL history to win the award in back-to-back years.

When Brown retired at the end of the 1975 season, Walsh moved to the Chargers as Coach Tommy Prothro's offensive coordinator. There he nurtured the career of Dan Fouts, changing him from an unhappy and unranked quarterback into one of the game's best, which Fouts has remained over the last five years.

Walsh continued the Merlin work when Stanford beckoned for his return as their head coach in 1977 (he was an assistant there from 1963 through '65). His '77 quarterback was unheralded Guy Benjamin, who proceeded to lead the NCAA in passing and was a first team All-America. Walsh turned the same trick the following year with an untried senior, Steve Dils, who led the country in passing in '78 and is today—like Benjamin—an NFL quarterback.

Walsh's first season as grid boss of the 49ers in 1979 saw Steve DeBerg move up 15 places from the previous year's quarterback rankings and attempt and complete more passes in a single season than any signal caller in NFL history.

At the end of last season Walsh handed the 49er quarterback reins to Joe Montana, and he was the fifth ranked QB in the NFL at season's end and broke John Brodie's long-standing 49er completion percentage mark for a season.

And while developing quarterbacks, Walsh also has turned out prolific receivers, namely Pro Bowlers Bob Trumpy, Eric Crabtree, Chip Myers and Isaac Curtis in Cincinnati, and Charlie Joiner in San Diego, along with All-Americans James Lofton and Ken Margerum at Stanford. Forty Niners receivers Freddie Solomon and Dwight Clark have surprised nearly everyone with their performances under Walsh's direction the last two years. Solomon caught 105 passes in 1979-80, 15 for touchdowns, while Clark snared 82 last year, the most by a wide receiver in team history. In addition, fullback Earl Cooper caught 83 passes in '80, the most by any rookie in league history, and tops in the NFC.

Walsh has offered a basic explanation for all this: "There is no special secret to what I have learned or what I know about the passing game. I simply have spent a lot of time and put in a lot of hard work mastering techniques of the passing game, techniques that I believe in. As an assistant coach, I decided that the way to succeed was to become expert in one area, and I did that with the pass offense."

Walsh was 47 years old before his time finally came to be an NFL head coach. He had transformed the Stanford Cardinals into a 9-3 team in 1977 and victors in the Sun Bowl over LSU. He was named the Pacific-8 Conference Coach of the Year that fall.

His '78 Stanford team posted an 8-4 mark and went to the Bluebonnet Bowl, where it posted the greatest comeback in Stanford football history by overcoming a 22-0 halftime deficit to defeat Georgia, 25-22.

It was nine days after that game that 49ers' President Edward J. DeBartolo, Jr., hired Walsh as the Niners' head coach. He added the title of General Manager 20 days later, giving him total authority over the club.

After 21 years of coaching, Walsh took command of pro football's youngest, most inexperienced team, a club that had won just 31 of its previous 86 games and had fallen far from its early-'70s form when San Francisco captured three consecutive NFC Western Division championships (in '70, '71 and '72).

Walsh's two 49er teams have been a combined 8-24. Last year's 6-10 mark included a pair of three-game winning streaks, one at the beginning of the year before key injuries took their toll, and one at the end once the team had regrouped after the loss of its top offensive and defensive performers, Paul Hofer and Dwaine Board, both to knee surgery. Included among the year's highlights was another one of Walsh's specialties—the great comeback. Last Dec. 7 the 49ers overcame a 35-7 halftime deficit to the New Orleans Saints to win in overtime, 38-35—the biggest comeback victory in NFL history!

\* \* \*



Bill Walsh was born Nov. 30, 1931, in Los Angeles. He left Los Angeles following his junior year when his parents moved to Hayward, Calif., in the San Francisco East Bay area, where Bill finished high school.

Following two years at San Mateo Junior College, he enrolled at San Jose State for his final two college years, where he majored in education and played end on the football team for Coach Bob Bronzan. He obtained his master's degree in 1959 and is a U.S. Army veteran.

Walsh's first head coaching job was at Washington Union High School in Fremont, also in the East Bay, in 1957, where he reversed the school's previous three-year record of 1-26 into a conference championship team with a 9-1 record by his second season.

That led to his appointment as defensive coordinator on Marv Levy's University of California staff in 1960, before he moved to John Ralston's Stanford staff in '63 as administrative assistant and secondary coach.

Today Bill and his wife Geri live in nearby Menlo Park and have three children: Steve 24, Craig 21 and Elizabeth 10. Steve is a television news reporter and writer, Craig is a junior at UC-Davis, and Elizabeth is in the fifth grade.





# **John McVay, Director of Football Operations**

## **Ken Flower, Director of Marketing and Community Affairs**

In today's era of specialists, the San Francisco 49ers have two who direct the front office portion of the team's day-to-day operation—Director of Football Operations John McVay and Director of Marketing and Community Affairs Ken Flower.

McVay specializes in all front office aspects pertaining to football, specifically pro and college scouting and drafting, player contract negotiations, trades and waivers. Flower scrutinizes all matters relating to radio and television broadcasting, along with directing all advertising and marketing sales. He also oversees business affairs with the City of San Francisco and at Candlestick Park.

Prior to this year, McVay was for two seasons the 49ers' Director of Player Personnel and thus responsible for preparing the 49ers' drafting strategy. He also supervised the organization's scouting department and is continuing to oversee those areas of the 49ers' operation in his new role. He assumes many of the duties of a general manager for 49ers' Coach-GM Bill Walsh during football season, when Walsh's attentions must be focused more on the coaching half of his dual role.

A former college and pro head coach himself and also a one-time college athletic director, McVay has four decades of football experience at every level to draw from. Prior to joining the 49ers in early 1979, he was for two and one-half years the head coach of the New York Giants.

He originally went to the Giants in late 1975 as an assistant coach in charge of research and development but was elevated by Owner Wellington Mara to replace fired Head Coach Bill Arnsparger at the midway point of the '76 season. McVay's record with the Giants was 14-23.

Prior to joining the Giants, he was the head coach and general manager of the Memphis Southmen of the World Football League, where his team won 24 of 31 games in the year and one-half that league existed. McVay had left the University of Dayton, where he was head football coach for nine years (1965-73) and athletic director in 1972 and '73, to join the Southmen.

An Ohio native from famed Massillon High School, McVay played collegiately at Miami of Ohio for Woody Hayes and Ara Parseghian. A three-year starter at center, he won All-Midwest and team MVP honors his final two years. He went from there to become one of Miami's 20-plus "Cradle of Coaches" alumni who are successful football coaches and administrators at the college and pro levels.



**John McVay**

## McVAY and FLOWER, Cont.

His coaching career began with a ten-year tenure (1953-62) at Canton Central Catholic High School in Ohio before he joined Duffy Daugherty's staff at Michigan State as an assistant in 1962. Following three years there, McVay took over the Dayton post, and led the Flyers to their first winning season in football in ten years when they finished 8-2 in 1966.

McVay was born January 5, 1931, and is the father of three sons—John, Jim and Tim. He and his wife Lee built a new home during the off-season at Lake Anderson in Morgan Hill, California.

Flower moved into his busy job responsibilities full-time last season after spending the previous year in a consulting role with the 49ers' staff.

A native son of San Francisco and one of the finest West Coast basketball players in history, Flower has an extensive background in sales and marketing, including other jobs connected to the National Football League with NFL Films and at CBS and ABC.

In addition to his various administrative responsibilities, Flower handles the 49ers' broadcasting relations with local radio and television, including contract negotiations for the team's pre-season television package and year-round radio network agreement. He also directs advertising sales for *Pro!* Magazine and coordinates all business affairs with the city and county of San Francisco for 49ers' operations at Candlestick Park.

In addition, Flower devotes considerable time to the club's ongoing relationship with the San Francisco Recreation and Parks Commission, the San Francisco Chamber of Commerce, the local business community, and with NFL matters directed towards his speciality.

A graduate of Lowell High School in San Francisco and Menlo College, he obtained his BA degree from Southern California in 1954. As a roundballer at USC, he was the Southern California Collegiate Player of the Year in 1953-54, his team's captain, All-Pacific Coast Conference and an All-America selection.

Following graduation, he entered the U.S. Air Force as a First Lieutenant and coached the U.S. Air Force All-Star basketball team to the AAU National Championship in 1957.

A member of the Menlo College Hall of Fame, Ken has been a broadcast sales executive for CBS Films, worked for ABC Television Station Division and Network in New York and San Francisco, has been Vice President for Sales and Marketing for NFL Films, and served as a sports communications specialist for the Hyatt Hotel Corporation and the performing group "Up With People".

Flower was born August 26, 1931, and he and his wife Alvina live in Sausalito, California. They have two sons, Jeffrey and Kenny, and a daughter, Kimberly.



**Ken Flower**

## **CHUCK STUDLEY, Defensive Coordinator**

Chuck Studley begins his third season as the 49ers' defensive coordinator. Studley is in his 12th year in the NFL after spending ten seasons with the Cincinnati Bengals, where he coached for Paul Brown and Bill Johnson.

Chuck was a successful college coach before entering the pro ranks. He won two Missouri Valley Conference championships as head coach at the University of Cincinnati (1961-68). He also coached the University of Massachusetts to a Yankee Conference title in 1960, before beginning an 18-year association in Cincinnati.

An All-America guard at Illinois, Studley was captain of the 1951 Illini Rose Bowl team that captured the Big 10 title with a 9-0-1 record. After graduation, he spent three years coaching at Alton High School in Illinois, before he joined the University of Illinois staff (1955-60).

Chuck was born in Maywood, Illinois, January 17, 1929. He and his wife Peggy have six children and live in Sunnyvale, California.

## **NORB HECKER, Linebackers**

Norb Hecker, the 49ers' linebackers mentor, returned to the pro ranks in 1979 following seven years at Stanford University, the last two coaching on Bill Walsh's staff there.

As a player, Norb was a Little All-America offensive end at Baldwin-Wallace College in northeastern Ohio. His professional career began with the Los Angeles Rams, where he played both offensive end and defensive back (1951-53). He then went to Toronto of the Canadian Football League in 1954, then to the Washington Redskins a year later.

He returned to the CFL as a player-coach in 1958 with the Hamilton Tiger Cats. In 1959, Hecker joined Vince Lombardi as an assistant coach in Green Bay. With the Packers he was part of the team's glory years in the 1960s and has three World Championship rings from his time there. He has a fourth championship ring from his Rams' playing days.

Hecker, co-founder of the NFL Players Association, left Green Bay in 1966 to become the first head coach of the Atlanta Falcons, a post he held for two and one-half years.

His final pro stint before going to Stanford in 1972 was three years (1969-71) as defensive coordinator for the New York Giants.

Norb was born in Olmsted Falls, Ohio, on May 26, 1927. He and his wife Barbara have five children and live in Palo Alto, California.



**Studley**



**Hecker**





**Jackson**



**Matthews**

## **MILT JACKSON, Special Teams—Receivers**

Milt Jackson, the 49ers' special teams-receivers coach, was a four-sport athlete at Sacramento's Grant High School in football, basketball, track and baseball in the 1960s. After a football-baseball collegiate career at Tulsa, he was drafted by both the 49ers (sixth round) and Philadelphia Phillies (first round) in 1967. He was a cornerback in football and a pitcher in baseball.

Prior to coming to San Francisco, Jackson spent five years coaching in the Pacific-10 Conference. He coached UCLA's offensive tackles and tight ends in 1979 after coming from the University of Oregon (1977-78), where he had been the defensive backfield coach.

He coached outside linebackers at the University of California (1975-76), coming to Cal from Rice University (1974), where he was the running backs coach. Prior to that, Milt was a graduate assistant coach at Oregon State University in 1973. He obtained his master's degree in education while at OSU.

Jackson is a bachelor and resides in Foster City, California.

## **BILLIE MATTHEWS, Running Backs**

Billie Matthews will coach 49ers running backs in his third season as a pro coach. Matthews joined the 49ers' staff in 1979 after spending eight seasons at UCLA (1971-78). Included among the UCLA runners Matthews directed were five 1,000-yard rushers: Kermit Johnson, James McAlister, Wendell Tyler and Theotis Brown (twice). The '73 Bruin squad rushed to 4,403 yards in 11 games.

Billie also spent a season at Kansas (1970) where he coached current pro backs John Riggins and Delvin Williams. Previously, he had an outstanding 12-year (1958-69) prep coaching career at Kashmere High School in his hometown of Houston, Texas.

A star quarterback at Southern University in Baton Rouge, Louisiana, Matthews led his team to an 11-0 record and the National Black championship as a freshman in 1948. During his four years, Southern compiled a 37-4 record.

Matthews was born March 15, 1930, in Houston. He and his wife Gene have four children and make their home in Redwood City, California.

## **BOBB McKITTRICK, Offensive Line**

Bobb McKittrick has been an NFL coach since 1971, nearly all of that time under Tommy Prothro. His 20-year association with Prothro began with three years (1955-57) as a Prothro-coached player at Oregon State. He joined the coaching staff at Oregon State in 1961 after three years as a Marine Corps officer, and then went to UCLA (1965-70) as an assistant coach with Prothro.

They later went on to the Los Angeles Rams (1971-72), before once again moving, this time to the San Diego Chargers.

Bobb took a sabbatical from football in 1973 to do graduate work at his alma mater before re-joining Prothro at San Diego. He also coached there under Don Coryell at the conclusion of the 1978 season.

McKittrick was born in Baker, Oregon, December 29, 1935. He and his wife Teckla have two children and live in San Mateo, California.

## **BILL McPHERSON, Defensive Line**

After spending one season as the 49ers' linebackers coach (1979), Bill McPherson directed the 49ers' defensive line in 1980. A defensive tackle at Santa Clara in the early '50s, McPherson began coaching in 1956 at his high school alma mater, San Jose's Bellarmine Prep (1956-62), following Army service in Korea. He later was the defensive coordinator at Santa Clara (1963-74) for 12 years before moving to UCLA (1975-77). McPherson coached defensive lines at both Santa Clara and UCLA.

At UCLA, McPherson worked with Dick Vermeil. He later joined Vermeil's Philadelphia Eagles' staff as linebackers coach in 1978, before moving back to his native state of California with the 49ers.

Bill and his wife Elsie have five children and live in San Jose. He was born there October 31, 1931.



**McKittrick**



**McPherson**



**Seifert**



**Wyche**

## **GEORGE SEIFERT, Defensive Backs**

New to the 49ers' coaching staff in 1980 was George Seifert, the secondary coach. Seifert was regarded as one of the nation's top tutors of defensive backs following 15 years in the collegiate ranks, six of those years at Stanford University, when he was asked to join the 49ers.

After graduation from Utah in 1963, Seifert served a six-month tour of duty with the U.S. Army before returning to Utah as a graduate assistant coach. Then, in 1965, he was named head coach at Westminster College in Salt Lake City.

He moved on to Iowa (1966), then Oregon (1967-71) as an assistant there before joining the Stanford staff (1972-74) as secondary coach, transforming the defensive backfield into the Pac-8 Conference's best statistically in both '72 and '73.

Seifert left Stanford in 1975 to become head coach at Cornell University. He returned to Stanford to join Bill Walsh's coaching staff in 1977. The Cardinals were second in pass defense in the Pac-10 in both '78 and '79.

A native San Franciscan, Seifert and his wife Linda have two children and live in Sunnyvale, California.

## **SAM WYCHE, Quarterbacks**

Sam Wyche has provided ample proof of his coaching abilities during his first two years as a full-time coach, by helping develop 49er quarterbacks Joe Montana and Steve DeBerg into effective NFC passers.

Sam was a walk-on quarterback at Furman University in 1962. After college he signed and played one year for the Wheeling Ironmen of the Continental Football League in Wheeling, West Virginia. The following year was spent as a graduate assistant for Paul Dietzel at the University of South Carolina, where he also obtained his master's degree in Business Administration.

Wyche then played nine years in the NFL, beginning with the expansion Cincinnati Bengals in 1968. He was traded to the Washington Redskins (1971-73), then to Detroit (1974-75). Sam played with St. Louis and Buffalo his final season in 1976.

Wyche gathered football knowledge playing for George Allen, Don Coryell, Jack Pardee, Ted Marchibroda, Paul Brown, Paul Dietzel and Raymond Berry in addition to Bill Walsh in Cincinnati.

He was born in Atlanta, January 5, 1945, and attended Atlanta's North Fulton High School. He and his wife Jane have two children and live in Sunnyvale, California.

## **AL VERMEIL, Conditioning**

The 49ers' strength and conditioning programs again will be directed by Al Vermeil.

A well-known Bay Area coach at the prep level for a number of years, Vermeil was head football coach and athletic director at Moreau High School in Hayward, California, for six years (1973-78). His teams won two championships and one co-championship during the period. Vermeil was named Coach of the Year in 1975 in the Catholic Athletic League, a Bay Area prep league.

Vermeil played linebacker during his collegiate days at Utah State and was captain of the Aggie team his senior year. He received his master's degree in physical education from Kansas State in 1970.

The brother of Philadelphia Eagles Coach Dick Vermeil, Al and his wife Diane have two children and live in Fremont, California.

## **CAS BANASZEK, Assistant Offensive Line**

Casimir Joseph Banaszek, II, known as Cas to his teammates during his nine playing years with the San Francisco 49ers, has returned to the Niners, this time as an assistant to Offensive Line Coach Bobb McKittrick. With the appointment, he becomes the tenth member of Bill Walsh's coaching staff.

A Chicago native and a graduate of Northwestern (1967), Banaszek was the offensive line coach at the University of California the last two years. His playing career ended abruptly when he suffered a broken leg in the sixth game of the 49ers' 1977 season.

In nine years as a starting offensive tackle, Banaszek played in 120 games. He missed all of his rookie year in 1967 with an ankle injury. He had been the 49ers No. 1 draft choice that season.

According to Walsh, Cas' coaching specialty will be in the area of overall run blocking with the 49ers, coordinating his work with the reputable McKittrick.

Cas and his wife Diann live in San Carlos, California. They have two children.



**Vermeil**



**Banaszek**

## **LINDSY McLEAN, Co-Trainer**

Lindsay McLean has been a trainer for 19 years, including 11 years as head trainer at the University of Michigan prior to joining the 49ers as co-trainer in 1979.

Before he became Michigan's trainer, McLean served three years as head trainer at San Jose State University (1965-67) and two years as head trainer at the University of California at Santa Barbara (1963-64).

A native of Nashville and a 1960 graduate of Vanderbilt, McLean received his certification in physical therapy from Herman Hospital in Houston in 1961.

McLean makes his home in Redwood City, California.

## **HAL WYATT, Co-Trainer**

Hal Wyatt is in his third season as co-trainer in 1980, after serving the Niners as assistant trainer in 1977 and 1978.

Wyatt is a native Texan from San Angelo who graduated from North Texas State University with a degree in physical education in 1972. Now 30, Hal spent the next three years operating a sports medicine clinic in Dallas, where he was trainer for the Dallas Tornado soccer team in 1975. He joined the 49ers in July, '77.

He and his wife Kathy have a son and were expecting a second child this fall. They make their home in Redwood City, California.

## **CHICO NORTON, Equipment Manager**

Forrest "Chico" Norton has become a virtual San Francisco 49ers institution. Chico, whose nickname comes from his hometown of Chico, California, begins his 27th year as 49ers' equipment manager. He has been with the organization longer than any other working member.

Born November 24, 1919, Norton first entered professional athletics when he went to work for the San Francisco Seals baseball team in 1948. He joined the 49ers in 1955.

He and his wife Sylvia live in San Francisco. They have seven grown children and seven grandchildren.



**McLean**



**Wyatt**



**Norton**

# 49ERS' PROFILES







## John Ayers • 68

**GUARD • WEST TEXAS STATE • 5TH YEAR**  
**HT: 6-5 • WT: 255 • BORN: 4-14-53 • (D-8 IN '76)**

**PRO:** He's been with only one NFL team since being drafted by the 49ers in the eighth round in 1976, but he could easily be called a "journeyman" offensive lineman because until he found a home at guard in 1979, John Ayers traveled up and down the Niners' line, playing every position. "I guess you could say I've found a home and I'm happy to be here," says Ayers of his left guard post where he has started every game for the past two seasons. Others are happy, too. "One of the good, young guards in the NFL; we're glad he's there. It seems that's where he is best suited," says Coach-GM Bill Walsh. "John is gifted by his excellent foot movement, and is sound enough to become one of the league's top guards by reaching his full potential." Offensive Line Coach Bobb McKittrick says: "John is one of our top three offensive linemen. He has excellent speed and balance. He also has the potential to be the line's best pure pass protector." Ayers missed the 1976 season on injured reserve but came back to see action in all 14 1977 games. He came back again in 1979 and started every game even though he missed the entire preseason due to late July surgery to remove calcium deposits from his ankle. Ayers gets a lot done on natural ability and has added physical maturity the past several off-seasons. He tipped the scales at 238 on draft day—1976, built up to 247 in 1977, to 250 in 1980 and now weights 255 because of a dedicated weight program.

**COLLEGE:** Ayers played defensive end at West Texas State and was named All-Missouri Valley Conference as a senior. John was drafted as an offensive tackle although he never played that position in college. He started 32 consecutive games at WTSU after transferring there from the University of Texas.

**PERSONAL:** An All-Texas schoolboy team honoree as a senior, John was a standout athlete at Carrizo Springs High School in Carrizo Springs, Texas. He and his wife, Laurel, have one son, J.T. (6-5-79), and they make their home in Canyon, Texas, during the off-season. His NFL stats include recovering a fumble in 1978. He was born in Carrizo Springs, Texas.

Missed 1976 season; on injured reserve.

## Jean Barrett • 77

**TACKLE • TULSA • 8TH YEAR**  
**HT: 6-6 • WT: 250 • BORN: 5-24-51 • (D-2B IN '72)**



**PRO:** His listed position on the team roster reads tackle but it could easily read guard, center or tackle because Jean Martin Barrett, Jr., could play any one of the posts equally well. He is an experienced veteran whose ability to play several positions gives depth to the 49ers' offensive line. "Jean is an intelligent, hard working player with excellent agility and fine body control," says Coach-GM Bill Walsh. "He gives us depth all along the offensive line, and especially at tackle." His

## BARRETT, Cont.

offensive line coach, Bobb McKittrick, agrees with the head mentor: "Jean Barrett is one of the better athletes among the offensive linemen. He has the speed to play guard and the mental and physical ability to play any one of the line positions with very little practice. He does a good job on movement type run blocks. He is experienced and has the talent to replace either tackle with little loss of productivity." Barrett played in 15 of the 49ers' 16 games in 1980. He had been a starter until injured for the 1978 season. He was the team's 2B draft pick in 1972 and was on the Niners' taxi squad that fall. Besides playing back-up at either tackle post, Jean also makes major contributions on the 49ers' special teams. "Usually, you can't use an offensive lineman too extensively on special teams, but Barrett is such a good athlete that we are able to use him throughout the different units," says McKittrick.

**COLLEGE:** Barrett was All-Missouri Valley Conference and played in the Blue-Gray, Coaches All-America and College All-Star games as a senior at the University of Tulsa, where he was a three-year starter. He received his bachelor of science degree in business administration from Tulsa in 1972.

**PERSONAL:** Jean was the first athlete at W.T. White High School in Dallas, Texas, ever to receive an athletic scholarship. He and his wife, Jane, live in Tulsa, Oklahoma, in the off-season and own a construction company there. They have one son, John (8-19-73), and one daughter, Jennifer (3-18-80). His pro statistics include one fumble recovery in 1973 and another in 1974, plus a kickoff return in 1979 for five yards. He was born in Fort Worth, Texas.

Missed 1972 season; on taxi squad.

Missed 1978 season; on injured reserve.

## Dwaine Board • 76

**DEFENSIVE END • NORTH CAROLINA A&T • 3RD YEAR**  
**HT: 6-5 • WT: 245 • BORN: 11-29-56 • (FA IN '79)**

**PRO:** The word around the 49ers' camp is if Dwaine Board can put in a full and healthy season in 1981 . . . watch out! "Dwaine is one of the fine young players on the squad and appears to have an unlimited future," says Coach-GM Bill Walsh. "He is an outstanding pass rusher, the key to our rush line. He is an extremely quick, agile athlete who was obviously missed very much after his early season (third game) knee injury in 1980." Board originally was drafted by Pittsburgh in the fifth round in 1979 and waived in Pittsburgh's final cut. San Francisco wasted no time in claiming the big defensive end. He made a surprisingly easy adjustment from small college linebacker to NFL defensive end with the 49ers in '79, earning a starting nod in the 11th game of the season and becoming the 49ers' most successful rookie. Board established himself in substitute play early, then replaced Cedrick Hardman (later traded to Oakland) at right end against New Orleans in mid-October. He led the '79 team in quarterback sacks with seven (one-fourth of the team's total) and had 34 tackles. "I think with a full year of experience, Dwaine can become one of the better defensive ends in pro football," says Defensive Coordinator Chuck Studley. "He is fast, aggressive, and has good strength-size ratio." In 1980, in three

(Continued on next page)



## BOARD, Cont.

games (before the knee injury sidelined him for the season), Dwaine had two QB sacks, one pass deflection, five tackles and one assist. "Dwaine is a truly natural athlete with very fluid actions," says defensive line coach Bill McPherson. "He has good straight ahead speed and body control with fine quickness for change of directions."

**COLLEGE:** Board was a four-year starter at North Carolina A&T at linebacker and was selected to the Mutual Black Radio All-America Team three times (1975, '76, '77). An All-Mid-Eastern Athletic Conference first team selection his final two seasons, he was voted the MEAC Defensive Player-of-the-Year in 1977. He received his bachelor of science degree in industrial technology from North Carolina A&T in 1979.

**PERSONAL:** Dwaine is a graduate of Rocky Mount High School in Virginia and makes Union Hall, Virginia, his off-season home. His nickname is "Pee-Wee" (His explanation is simply, "you should see my brother."). His 40-yard dash speed is 4.8. He was born in Union Hall, Virginia.

### BOARD'S PRO STATISTICS

Year	G	Tot.	Tackles		Sacks No./Yds.	Interceptions		Fum. Rec.
			Solo	Ast.		No./Yds.		
1979	16	34	19	15	7/52	0/0		0
1980	3	6	5	1	2/13	0/0		0
CAREER	19	40	24	16	9/65	0/0		0

**OTHER BOARD STATS:** Passes Defensed—1979 (3), 1980 (1), Career (4); Blocks—1979 (1-PAT), 1980 (0), Career (1-PAT).



## Ken Bungarda • 72

**TACKLE • MISSOURI • 2ND YEAR**  
**HT: 6-6 • WT: 270 • BORN: 1-25-57 • (FA IN '80)**

**PRO:** Ken Bungarda is a converted defensive player who spent last year learning the offensive tackle post. Now, in 1981, he will be tested "on the job" to see just how good a student he really is. "He has great physical potential and, providing he continues to make dramatic improvement, he has a chance to move into the starting lineup," says Coach-GM Bill Walsh. Offensive Line Coach Bobb McKittrick agrees: "Ken may have more physical potential than any lineman on the 49ers' roster. He combines unusual size, speed, and athletic ability with hustle, intensity and aggressiveness. He could be a big help to us in 1981." Originally, he was drafted by the Cincinnati Bengals in the 11th round in 1979 as a defensive end/defensive tackle. He played briefly in Canada in 1979 after being released by the Bengals during pre-season camp that year and was signed by the 49ers in 1980 as a free agent. The Niners converted him from a defensive lineman to offensive tackle and played him in 15 games last year, almost exclusively on special teams. "I haven't learned everything," Bungarda says. "The thing that helps me make the switch from defense to offense is that I know the moves the defense might make

## BUNGARDA, Cont.

because I played defense for so many years. A lot of time I won't take those fakes ... because I know, maybe subconsciously, what the man opposite me is planning."

**COLLEGE:** Bungarda played defense at Missouri following his transfer from Arizona Western Junior College.

**PERSONAL:** Ken graduated from Governor Livingston High School in Berkeley Heights, New Jersey. His real name is Kestutis (named after a tenth century Lithuanian king) but he goes by Ken J. (for John) Bungarda, or by his nickname of "Tarzan". He was born in Hartford, Connecticut. The name Bungarda is from Lithuanian heritage. Ken is an Americanized name he was given in grade school.

## Dan Bunz • 57

**LINEBACKER • CAL STATE-LONG BEACH • 4TH YEAR**  
**HT: 6-4 • WT: 225 • BORN: 10-7-55 • (D-1B IN '78)**



**PRO:** It takes a special type of player to be willing to hit and block on special teams while holding down a starting inside linebacker post, but then middle linebacker Dan Bunz has always enjoyed hitting, and the blocking aspects of special teams is just a change of pace for him. "When I hit a guy, I don't want him to have to look up to see who hit him. I want him to know," says Bunz with his mischievous, gap-tooth smile. "Dan is a spirited, hard-hitting, intense player who has made a major contribution to 49ers' football through defense and special teams," says Coach-GM Bill Walsh. Linebacker Coach Norb Hecker agrees: "He is a very strong, very intense player who helps the team at linebacker and is a top special teams player as well". Bunz was the Niners' 1-B draft pick in 1978. He enjoyed a solid learning year in '78 and led the team in tackling with 92 solo stops (he has paced the team in tackles each year). In 1979, Bunz ran into bad luck right out of the blocks and missed nearly the entire pre-season with a throat infection and flu which caused him to lose 20 pounds. He showed marked improvement in the second half of '79, however, and finished with a team-high 74 primary tackles. "Dan has shown improvement every week since he arrived at our training camp as a rookie," says Defensive Line Coach Bill McPherson. "He has had his peaks and valleys, but he keeps working and improving." Last year was a good example of those peaks and valleys. He began the year with 49 tackles through the first five games (counting assists), then slumped to just five tackles over the middle five games, but finished with a flurry of 58 total tackles (counting assists) in the final six contests as the team's leading tackler (with 74).

**COLLEGE:** As a three-year starter at Cal State-Long Beach, Bunz recorded 448 tackles, including 72 solo stops and 99 assists as a senior. He was an honorable mention All-America and was voted MVP in the Pacific Coast Athletic Association as a senior. He played in both the East-West Shrine and the Senior Bowl games.

**PERSONAL:** Dan graduated from Oakmont High School in Roseville, California, and makes his off-season home on a ranch near Sacramento (just minutes from the Niners' summer training site in Rocklin). He was born in Roseville. He filled in a bit part in the movie "North Dallas Forty" following the '78 season.

(Continued on next page)

## BUNZ, Cont.

### BUNZ' PRO STATISTICS

Year	G	Tot.	Tackles		Ast.	Sacks No./Yds.	Interceptions		Fum. Rec.
			Solo				No./Yds.		
1978	.....	16	135	92	43	4/22	1/13		2
1979	.....	14	111	74	37	1/13	1/2		4
1980	.....	16	112	74	38	0.5/7	0/0		2
CAREER		46	358	240	118	5.5/42	2/15		8

**OTHER BUNZ STATS:** Passes Defensed—1978 (0), 1979 (5), 1980 (3), Career (8); Blocks—Career (0).



## Ricky Churchman • 33

**SAFETY** • **TEXAS** • **2ND YEAR**  
**HT: 6-1 • WT: 193 • BORN: 3-14-58 • (D-4A IN '80)**

**PRO:** When you think of Ricky Churchman, the person, you picture a bespectacled, mild-mannered Texan laced with a touch of scholar. When you think of Ricky Churchman, the pro football player, your mind conjures up bone-jarring tackles, interceptions, and defensed passes. This player's name could easily be Clark Kent. His off-the-field to on-the-field appearance is the closest thing to Superman on the 49ers' roster with his quick-change artistry and a "33" on his chest instead of a big block "S". In 1981, as a rookie from Texas (the team's No. 4A draft pick in 1980), he recorded 55 tackles, 20 assists, three interceptions and 14 passes defensed (six of which came in game No. 1). He more than reached his first-year potential and first-year goals: "I thought I had a chance to come in and play. It was a goal I had set for myself," said the football-smart safety. What he lacks in speed (4.70 in the 40), he more than makes up for in intelligence and a knack for being around the ball. Churchman also is reputed for his hitting. "Rick gets quite a bit out of what God-given ability he has," praises Defensive Backfield Coach George Seifert. "He is very smart, learns fast, and he understands concepts of the whole defensive picture. His sense for the ball is very good, and he is fearless when tackling." Ricky played in all 16 games for the Niners last year, 15 as a starter; and his interceptions (four) and passes defensed (14) were co-bests for the 49ers (with Dwight Hicks' totals). "Ricky has outstanding instincts as a football player. He is a heads-up, alert-type that is capable of making the big play," describes Coach-GM Bill Walsh. "He is a good special teams player as well." Churchman's best single-game performance last year probably came in the Detroit game when he was asked to take on the Lions' running game and Billy Sims most of the contest. He helped hold Sims to 37 yards rushing with five tackles and two assists that day.

**COLLEGE:** Churchman was a third team *Football News* and *College and Pro Football Newsweekly* All-America and honorable mention All-America by the Associated Press in 1979. The All-Southwest Conference performer also played in the East-West Shrine Game as a senior. Ricky finished his college career with 267 tackles (20 for losses), two quarterback sacks, 32 defensed passes, six interceptions and four fumble recoveries. He even quarterbacked one play for the Longhorns and handed off to "Ham" Jones, who went 66 yards for the touchdown against TCU.

## CHURCHMAN, Cont.

He was a four-year starter for Texas.

**PERSONAL:** Ricky played quarterback and defensive back in high school at Pearland, Texas. In a little league football game once, Ricky was embarrassed when the defender pulled Churchman's pants down while making a tackle. His hobbies include building and flying model airplanes, building guns and drag racing. He is married (Dana) and they make their home in Austin, Texas, during the off-season. He was born in Houston.

### CHURCHMAN'S PRO STATISTICS

Year	G	Tackles			Sacks No./Yds.	Interceptions		
		Tot.	Solo	Asst.		No./Yds.	Fum.	Rec.
1980	16	75	55	20	0/0	3/7		0

**OTHER CHURCHMAN STATS:** Passes Defensed—1980 (14); Blocks—1980 (0).

## Dwight Clark • 87

**WIDE RECEIVER • CLEMSON • 3RD YEAR**  
**HT: 6-3 • WT: 205 • BORN: 1-8-57 • (D-10A IN '79)**



**PRO:** Who is Dwight Clark? Up until last year not many people knew, not even the most studied of football fans. It's still a good question and one that often is asked. But it's easier to answer now because there are so many possibilities: He is a good looking young man of 24, 6-3, 205, the boyfriend of Miss Universe, 1980 (Shawn Weatherly); he was the 49ers' first of two tenth round draft picks in 1979 (249th player selected that year), and yet he came on by his second year to catch more passes than any wide receiver in Niners' history with 82; "and, he's an all-weather receiver who can catch the ball in any situation," according to Coach-GM Bill Walsh. "He is a much better football player than any of us could have anticipated." Dwight was a fine receiver at Clemson, playing on an 11-1 1978 Tiger squad there, but was unheralded due to the publicity directed at QB Steve Fuller (Dwight's college roommate and best friend, now with the Chiefs), and receiver Jerry Butler (Buffalo Bills). He caught more passes last season for San Francisco than during his entire collegiate career. "Dwight is a most unusual receiver—he has deceptive speed (4.6 for the 40), good hands, an exceptional feel for getting open, and is a solid runner after the catch," says Receivers Coach Milt Jackson. "He is durable and even became our 'Mr. Clutch' in 1980." Clark caught at least two passes in each of the last 15 games of '80 after being shut out in the opener at New Orleans. His best games of 1980 were at Dallas (8 catches, 148 yards, long of 52, two TDs), versus New Orleans (6 catches, 155 yards, long of 71, one TD), and at Atlanta (9 catches, 90 yards, long of 19, one TD). In three different games, he nabbed a pair of scoring passes—versus the Jets, Cowboys and Rams.

**COLLEGE:** Clark caught 55 passes for 845 yards and a 15.4 average per catch in three years of varsity action at Clemson. He played strong safety for the Tigers as a freshman. He earned his degree in history from Clemson in 1980. Dwight is one of three Clemson players on the '81 49ers' roster, along with Archie Reese and Jim Stuckey.


(Continued on next page)

## CLARK, Cont.

**PERSONAL:** Clark was born in Kingston, North Carolina, and grew up in Charlotte, where he attended Garinger High School. He is an "electronics game freak" and favors golf and basketball as other sports of interest. He served as a judge for the 1981 Miss USA Pageant last summer in Biloxi, Mississippi.

### CLARK'S PRO STATISTICS

		Receptions					
Year	G	No.	Yds.	Avg.	Long	TD	
1979	16	18	232	12.9	30	0	
1980	16	82	991	12.1	71-t	8	
CAREER	32	100	1,223	12.2	71-t	8	



## Earl Cooper • 49

**FULLBACK • RICE • 2ND YEAR**  
**HT: 6-2 • WT: 227 • BORN: 9-17-57 • (D-1A IN '80)**

**PRO:** The halftime statistics of the 1980 season opener for the 49ers told a big story: 49ers 14, New Orleans Saints 7 . . . rookie Earl Cooper's stats included eight carries for 45 yards, a 5.6 average, and two scores. He also hauled in eight first-half passes for 63 yards. He'd finish with 77 yards on 17 carries and 71 receiving yards on 10 catches (the 10 catches and 77 rushing yards were game highs) . . . Welcome to the NFL Earl! After the Saints opener, his reputation was established, even though he never cracked that magical 100-yard rushing barrier in a game. But he did impress people. Former 49er O.J. Simpson calls Cooper "another Franco Harris; Earl keeps his feet close to the ground like Franco and shifts and cuts like him and he has similar size". Miami Dolphins Coach Don Shula says "Cooper is one of the fine young backs to come into the NFL. He's even more versatile than Joe Cribbs and Billy Sims". Added Giants Coach Ray Perkins, "I can't say enough good things about Earl Cooper. Every time I turned around in our game, he was doing something that was hurting us." (Cooper carried 21 times for 86 yards and caught four passes for 84 yards and one score against the Giants). "Earl Cooper was tied for seventh in the NFC in points scored (54 on nine TDs—five rushing and four receiving) and led the NFC in receptions with 83 (most ever by an NFL rookie), while he rushed for 720 yards (12th in the NFC). That's not bad for a rookie fullback," summarized Bill Walsh. "But even with a very good rookie season under his belt (his 83 receptions ranked No. 1 in the NFC and No. 2 in the NFL—he also was No. 7 in the NFC in scoring), we expect much more productivity from Earl in 1981." He was one of only seven 49ers to start all 16 games in 1980.

**COLLEGE:** On draft day, 1980, Earl was likened to Chuck Muncie and Chuck Foreman by Walsh, a back with "size, power and speed . . . the best combination runner/receiver to come out of college in a long time." All this was based on his unheralded Rice career that saw him rush for 1,583 yards on 407 carries and catch 101 passes for 802 yards and score 21 touchdowns in four straight losing seasons with the Owls (Rice was 1-10 in 1979, his senior season). As a senior, Earl rushed 146 times for 536 yards and hauled in 47 passes for another 463 yards and seven



## COOPER, Cont.

scores. He played in the Blue-Gray, Senior and East-West Shrine all-star games following his final Rice campaign.


**PERSONAL:** As a high school quarterback, halfback, receiver, and linebacker, Cooper played at a small school in Lexington, Texas, where he also was a four-event track and field performer and a basketball player. His off-season home is Houston, where he earned his degree (physical education) from Rice this past spring. He was born in Giddings, Texas.

### COOPER'S PRO STATISTICS

Year	G	Rushing					Receiving				
		Att.	Yds.	Avg.	Long	TD	No.	Yds.	Avg.	Long	TD
1980	16	171	720	4.2	47	5	83	567	6.8	66-t	4

## Randy Cross • 51

**GUARD • UCLA • 6TH YEAR**  
**HT: 6-3 • WT: 255 • BORN: 4-25-54 • (D-2A IN '76)**



**PRO:** When Randy Cross played college football at UCLA, the Bruins used a game plan that had Randy playing ten downs at center, ten at guard, ten at center, ten at guard, etc., and he still was named All-America at guard as a senior. In somewhat of a carryover from his Westwood days, Cross played his initial three NFL campaigns at center before switching to guard in 1979. This is his third season at guard and word around the NFL is that if the 49ers have a Pro Bowl candidate on the 1981 roster, it's Cross. "Except for Kent Hill (L.A. Rams)," says *Pro Football Weekly*, "there isn't a better guard in the NFC. Cross has started every game the past two seasons at right guard and really seems to be blossoming." "The difference between the two positions is that at center you can't be as aggressive—you have to call blocking signals and you're always starting with that one hand on the ball," relates Cross. "At guard you make more decisions on the move. I like that." "Randy made the position switch as well as any player I've seen," says Offensive Line Coach Bobb McKittrick. He made the switch well enough to be named All-NFC last season by *Pro Football Weekly*. The 49ers chose Randy with their first pick (2-A) in the 1976 draft, and he immediately became the team's starting center until an ankle injury sidelined him the latter part of 1978. When he came back, he moved to right guard because of rapid development by Fred Quillan at center.

**COLLEGE:** Cross played both guard and center and started every game in his junior and senior seasons as well as five at center as a sophomore at UCLA. He was AP and UPI All-America at guard as a senior.

**PERSONAL:** Cross was the California high school state champion in the shot put, besides being a standout griddier at Encino's Crespi High. He and his wife, Patrice, make their home in Redwood City, California. He was born Randall Laureat Cross in Brooklyn, New York. Of all the 49ers, Cross probably is most involved in community affairs, charital organizations and fund raising efforts. Just a few of his service activities are: member of the National Easter Seals Sports Council, member

(Continued on next page)

## CROSS, Cont.

of a "Super Star Team" for the California Association for the Retarded, honorary chairman for the Santa Clara County Chapter of the Special Olympics, and fund raiser for the March of Dimes, Retinitis Pigmentosa Foundation, St. Jude's Research Hospital, United Way, American Cancer Society, Stanford's Childrens Hospital, Lions Club, Heart Association, and the Arthritis Foundation. His pro statistics include three fumble recoveries (one in 1976 and two in 1979).



### Steve DeBerg • 17

**QUARTERBACK • SAN JOSE STATE • 5TH YEAR**  
**HT: 6-2 • WT: 205 • BORN: 1-19-54 • (FA IN '77)**

**PRO:** "An amplified back-pack to counter a severe case of laryngitis, and fitted under his jersey," said the voice in the 49ers' 1980 highlight film, "made Steve DeBerg the NFL's first stereophonic quarterback." DeBerg came back from that early season voice problem—caused by a blow to his throat during preseason play—to finish with 1,998 passing yards on 186 completions in 1980. It wasn't the first time he faced adversity in his career. With only one season of major college experience as a starting quarterback under his belt, DeBerg was selected by the Dallas Cowboys in the tenth round of the 1977 draft and was in the next-to-last player cut by Dallas in '77. He passed through waivers and was signed by San Francisco as a free agent. He made the 49ers' roster but did not play a single down in 1977. In 1978, DeBerg saw action in 12 games, starting 11, after Jim Plunkett was waived. He sat out four games with a wrist injury and ended the year with a knee injury (suffered in the season finale) that required surgery. He came back in 1979 as the team's full-fledged starter and set an NFL record for completions and attempts (347 of 578), previously set by Fran Tarkenton in 1978. DeBerg played in all 16 games in '79 (starting 15 times), despite a left wrist fracture that hampered his play. Appearing in 11 games last year (he started nine times), he sat out five games as the season wound to an end when Joe Montana became the team's starter. "Steve is one of the most accurate, pure passers in the league. He demonstrated that by setting NFL records in 1979 and throwing for a team mark of 3,652 yards," says Quarterback Coach Sam Wyche. "His pluses are his arm and his excellent knowledge of the game, but he needs to work to produce. His limitations are a general lack of speed and mobility." Coach-GM Bill Walsh agrees: "Steve has developed a good knowledge of our system, has provided leadership, has directed the team well and has improved with each season. He is quite capable of taking the starting role again."

**COLLEGE:** Steve set nine school records at San Jose State in just one season as a starter. His 1976 stats for the Spartans included 141 completions in 262 attempts for 2,084 yards, 19 touchdowns and a .538 completion percentage. He was named Pacific Coast Athletic Association Offensive Player-of-the-Year as a senior. He transferred to SJSU from Fullerton Junior college, where he was a JC All-

## DeBERG, Cont.

America. Steve returned to Sparta in 1980 and finished his bachelor of science degree studies.

**PERSONAL:** DeBerg is a native of the Bay Area since he was born in Oakland, but he grew up in Southern California. He is a product of Savanna High School in Anaheim, California. Steve and his wife, Marcia, make their home in Cupertino with their daughter Amy Marie (2-15-80).

### DeBERG'S PRO STATISTICS

#### Passing

Year	G	Att.	Comp.	Yds.	Pct.	Int.	Avg.Gn.	TD	NFL Rating
1977	0	0	0	0	.000	0	0.0	0	00.0
1978	12	302	137	1570	.454	22	5.2	8	39.8
1979	16	578	347	3652	.600	21	6.3	17	73.1
1980	11	321	186	1998	.579	17	6.2	12	66.5
CAREER	39	1201	670	7220	.544	60	5.9	37	59.8

#### Rushing

Year	G	Att.	Yds.	Avg.	Long	TD
1977	0	0	0	0	0	0
1978	12	15	20	1.3	7	1
1979	16	17	10	0.6	8	0
1980	11	6	-2	-0.3	7	0
CAREER	39	38	28	0.5	8	1

## Walt Downing • 62

CENTER-GUARD • MICHIGAN • 4TH YEAR  
HT: 6-3 • WT: 254 • BORN: 6-11-56 • (D-2 IN '78)

**PRO:** "Walt Downing is listed on our depth chart as a back-up at left guard, right guard and center. That should tell you something about his versatile talents," says 49ers' Coach-GM Bill Walsh. Downing has always been versatile.

He was a center-guard at Michigan and was drafted in the second round of 1978 by the Niners as a guard. He started at right guard for the 49ers in 1978 and was named to the United Press International All-Rookie Team. In 1979, when Walsh took over the reins, Downing was switched to center and has backed up at both positions since. "Walt is intelligent, he hustles, he is tough and he is in a class with Randy Cross as to strength among our linemen," says Offensive Line Coach Bobb McKitt-rick. He played in 14 games in 1980, all 16 in 1979, and all 16 in 1978 (starting 14 times).


**COLLEGE:** Walt was a consensus All-Big Ten selection as both a junior and a senior, and he was team co-captain and first-team All-America in 1977 at Michigan. His All-America selection came at center. He earned his bachelor of science degree from Michigan in 1978.

(Continued on next page)



## DOWNING, Cont.

**PERSONAL:** Downing attended high school in Coatesville, Pennsylvania, and now calls Mountain View, California, home. He and his wife, Sue, have one daughter, Kristen (2-13-81). His professional statistics include two kickoff returns for 13 yards and one fumble recovery, all in 1978. He was born in Coatesville.



### Lenvil Elliott • 35

**RUNNING BACK • N.E. MISSOURI • 9TH YEAR**  
**HT: 6-0 • WT: 210 • BORN: 9-2-51 • (FA IN '79)**

**PRO:** The old saw "You're not getting older, you're getting better" seemingly fits 49ers' running back Lenvil Elliott. In 1980, his eighth season of pro football, Lenvil averaged 4.5 yards per rush and hauled in 27 receptions (third best season rushing average and second best season reception total in his career). He was the team's second leading rusher with 341 yards, even though he started only three times all year. "Lenvil is an excellent performer who is well along in his career. He is more than capable of being a spot performer and could once again take the role as Paul Hofer's back-up or alternate," says Coach-GM Bill Walsh. Elliott was originally the tenth round pick of the Cincinnati Bengals in the 1973 NFL draft. He played six years with Cincinnati, totaling some fine stats: 1,396 rushing yards on 326 carries for a 4.3 average per carry, with three touchdowns. He also caught 102 passes for 921 yards, a 9.0 average and nine scores, and returned 19 kickoffs for 366 yards and a 19.3 average per return. In addition, he was perfect as an option running back with one completion in one attempt for 17 yards with the Bengals. He was waived by Cincinnati in preseason 1979 and was claimed by San Francisco after he cleared AFC waivers. His two-year 49ers' statistics include: 476 yards on 109 rushes for five TDs, and 482 yards on 50 receptions for one score. "Lenvil is a fine back-up type player," says Running Backs Coach Billie Matthews. "He has good quickness and size and has a good ability for finding cracks in the defense." In the 49ers' overtime comeback win against New Orleans last year, Elliott carried 20 times for 125 yards and the game-tying touchdown. He is bouncing back this year from off-season knee (cartilage) surgery.

**COLLEGE:** Elliott gained nearly 3,000 yards in his collegiate career at Northeast Missouri State. As a senior, he rushed for 1,138 yards on 191 tries, averaging 113.8 yards per game.

**PERSONAL:** Lenvil and his wife, Linda, make their home in Fairfield, Ohio, just north of Cincinnati, and have one daughter, Melissa Renee (5-28-73). Elliott attended high school in Richmond, Missouri, where he grew up. He was born in Lexington, Missouri.

#### ELLIOTT'S PRO STATISTICS

Year (Cincinnati)	G	Att.	Rushing				Receiving				
			Yds.	Avg.	Long	TD	No.	Yds.	Avg.	Long	TD
1973	6	22	122	5.5	15	1	1	12	12.0	12	1

## ELLIOTT, Cont.

1974	.....	10	68	345	5.1	26	1	16	187	10.3	28	1
1975	.....	14	71	308	4.3	27	1	20	196	9.8	31	3
1976	.....	12	69	276	4.0	24	0	22	188	8.5	29	3
1977	.....	14	66	271	4.1	32	0	29	238	8.2	31	1
1978	.....	10	30	74	2.5	12	0	12	100	11.1	15	0
(San Francisco)												
1979	.....	16	33	135	4.1	12	3	23	197	11.1	30	0
1980	.....	15	76	341	4.5	20	2	27	285	10.6	45	1
CAREER	.....	97	435	1872	4.3	32	8	152	1472	9.7	45	10

### Kickoff Returns

Year	G.No. Yds. Avg. Long TD							Year	G.No. Yds. Avg. Long TD						
(Cincinnati)								(San Francisco)							
1973	.....	6	0	0	0.0	0	0	1979	.....	16	9	170	18.9	33	0
1974	.....	10	1	2	2.0	2	0	1980	.....	15	18	321	17.8	32	0
1975	.....	14	13	272	20.9	46	0	CAREER	.	97	46	857	18.6	46	0
1976	.....	12	19	366	18.4	22	0								
1977	.....	14	0	0	0.0	0	0								
1978	.....	10	0	0	0.0	0	0								

## Keith Fahnhorst • 71

**TACKLE • MINNESOTA • 8TH YEAR**  
**HT: 6-6 • WT: 263 • BORN: 2-6-52 • (D-2A IN '74)**




**PRO:** If there is a "Most Respected" San Francisco 49er among the members of the team, it likely is right tackle Keith Fahnhorst—the squad's 1981 offensive captain, the team's NFLPA representative, and a player with 101 NFL games to his credit (including 43 consecutive starts dating back to the Niners' game at Los Angeles, October 10, 1978). Fahnhorst has started the last 66 games he has played in for the Niners (he missed one game in 1978, but started all 16 games in 1980, all 16 in 1979, 15 times 1978, all 14 in 1977, and the final five games of 1976). "Keith Fahnhorst is the most tenacious and aggressive of our offensive linemen, and he is an accepted leader by the other players on the team," says 49ers' Offensive Line Coach Bobb McKittrick. Keith was taken by San Francisco in the second round of the 1974 draft as a tight end and was moved to tackle in his rookie season after spending a short time in his initial training camp at tight end. O.J. Simpson, who ran behind Fahnhorst before his retirement in 1979, calls him "all-pro caliber. . . he is as good as anybody at offensive tackle that I've seen in this league. Keith has speed, strength, size, intelligence and aggressiveness." Coach-GM Bill Walsh agrees: "Keith is a steady, solid performer, who is highly respected on the team and throughout the league. He has the skills necessary to be one of the better tackles in the NFL." His games played by years are: 1974 (14), 1975 (14), 1976 (13), 1977 (14), 1978 (15), 1979 (16), and 1980 (16).

(Continued on next page)

## FAHNHORST, Cont.

**COLLEGE:** Keith was an All-Big Ten tight end as a senior at Minnesota and played in the East-West Shrine and Senior Bowl games to finish off his career. He played three seasons for the run-oriented Gophers and caught 28 passes for 416 yards and one touchdown. He was the team's top receiver in 1973, as a senior. His college degree is in psychology.

**PERSONAL:** Fahnhorst was a standout athlete at St. Cloud Technical High School in Minnesota and earned all-league honors in football, basketball and track and field. Keith and his wife, Susan, have two daughters, Tiffany Dawn (6-19-79) and Brittney Brook (5-13-81), and make their off-season home in St. Paul, Minnesota. His younger brother, Jim, is an All-America linebacker candidate as a senior at Minnesota this fall. Keith's professional stats include two fumble recoveries (1974), one pass reception for one yard, one kickoff return for 13 yards and one fumble recovery (1975), one fumble recovery (1977), and one fumble recovery (1978).



### Bob Ferrell • 38

**FULLBACK • UCLA • 6TH YEAR**  
**HT: 6-0 • WT: 219 • BORN: 11-13-52 • (FA IN '76)**

**PRO:** Depth is a key to any team's success and Bob Ferrell is a key to the 49ers' depth. He has been since he was signed by San Francisco as a free agent in 1976 (following one year in the World Football League with the Southern California Sun). Ferrell has been used in a back-up role on offense and in a spirited role on special teams. "Bobby has stepped in and played tough, though sparingly. He has good size and strength but he lacks the speed (4.8 for the 40) to be ultra-effective as a runner," says Billie Matthews, running backs coach with the 49ers. "Ferrell can play running back or fullback and he is an outstanding special teams player," adds Coach-GM Bill Walsh. He was special teams captain in 1979 and 1980. "Special teams is one-third of the game, and if it is where I can contribute the most, then I'm happy to be part of it. It's playing time in the NFL," explains Ferrell. He has played in 68 games for the 49ers, including a dozen games last season.

**COLLEGE:** Bob didn't see much backfield action at UCLA either because of James McAllister and Kermit Johnson, who played ahead of him with the Bruins.

**PERSONAL:** Ferrell makes his home in Los Angeles, where he was born and attended college. He went to high school at Ganesha High in Pomona and as a senior gained 2,200 yards in just nine games. He once scored seven touchdowns in a single contest. His name by birth is Robert Steven Ferrell. In addition to the following statistics, Bob also recovered one fumble in 1977 and returned one punt for one yard in 1980.

#### FERRELL'S PRO STATISTICS

Year	G	Att.	Rushing				Receiving				
			Yds.	Avg.	Long	TD	No.	Yds.	Avg.	Long	TD
1976	10	9	28	3.1	8	1	1	9	9.0	9	0
1977	14	41	160	3.9	12	1	2	12	6.0	6	0
1978	16	125	471	3.8	20	1	16	123	7.7	20	0
1979	16	8	33	4.1	8	0	2	4	2.0	3	0

## FERRELL, Cont.

1980	.....	12	0	0	0.0	0	0	0	0	0.0	0	0
CAREER		68	183	692	3.8	20	3	32	209	6.5	20	0

### Kickoff Returns

Year	G	No.	Yds.	Avg.	Long	TD	
1976	.....	10	1	12	12.0	12	0
1977	.....	14	3	35	11.7	17	0
1978	.....	16	1	24	24.0	24	0
1979	.....	16	6	78	13.0	18	0
1980	.....	12	0	0	0.0	0	0
CAREER		68	10	137	13.7	24	0

## Phil Francis • 48

**FULLBACK • STANFORD • 3RD YEAR**  
**HT: 6-1 • WT: 215 • BORN: 1-10-57 • (D-7 IN '79)**



**PRO:** When coaches talk about Phil Francis, they talk about his "potential" as in "potential to be a fine fullback in the NFL" and "injury potential." He missed three games in his senior season at Stanford with an ankle sprain (missing out on potentially being the NCAA reception leader for 1978), and he played in only five games in 1980 (not fulfilling his potential to improve on his 1979 NFL statistics). In 1979, Phil accounted for 198 yards receiving, 118 in rushing and 102 in kickoff returns for the 49ers, not a bad rookie year for a fill-in at both running back positions. "Phil has size, speed (4.6 in the 40), good quickness and good strength," says Running Backs Coach Billie Matthews. "As a runner, he is well above average with ability to break to daylight, take on tacklers, and make the tough run. He is a better-than-average blocker and is effective running outside. In short, if Phil stays healthy, he could have a good year and help us quite a bit." Adds Bill Walsh, "Phil is coming off a rather serious knee operation after finishing 1980 on the injured reserve list and his health is a concern of ours. If he is over last year's injury and can stay healthy in 1981, Phil will have an impact on our team." Francis is one of three running backs (Paul Hofer and Lenvil Elliott are the others) who is attempting to return in 1981 after knee surgery in 1980. Francis originally was a seventh round draft pick in 1979.

**COLLEGE:** Phil rushed for just under 500 yards, averaging 4.5 yards per carry, and caught 49 passes for 378 yards and a 7.7 average as a senior at Stanford. In his three years as a letterman for the Cards, he hauled in 85 receptions for 679 yards. Francis earned his degree in 1979.

**PERSONAL:** Francis spends most of his off-season time in his hometown of Beaverton, Oregon, but also lives in Foster City, California, during the year. He was born in Kewanee, Illinois, and grew up in Beaverton. Love for football began at age 11 for Phil when his father took him to a USC-Oregon State grid battle in Corvallis, Oregon. "Oregon State won 3-0, but what I remember most was O.J. Simpson running for 180 yards that day. From that moment on, I was hooked on football."

(Continued on next page)




## FRANCIS, Cont.

### FRANCIS' PRO STATISTICS

Year	G	Att.	Rushing				Receiving				
			Yds.	Avg.	Long	TD	No.	Yds.	Avg.	Long	TD
1979	16	31	118	3.8	16	1	32	198	6.2	19	1
1980	5	7	36	5.1	14	0	3	23	7.7	15	0
CAREER	21	38	154	4.1	16	1	35	221	6.3	19	1

### Kickoff Returns

Year	G	No.	Yds.	Avg.	Long	TD
1979	16	0	0	0.0	0	0
1980	5	5	60	12.0	32	0
CAREER	21	5	60	12.0	32	0



## Lewis Gilbert • 82

**TIGHT END • FLORIDA • 3RD YEAR**  
**HT: 6-4 • WT: 225 • BORN: 5-24-56 • (FA IN '80)**

**PRO:** Lewis Gilbert entered training camp as the No. 3 tight end on the 49ers' roster (behind Charle Young and Eason Ramson). He is, in the words of Coach-GM Bill Walsh, "a solid, rugged performer with no previous NFL statistics entering 1981 because injuries have slowed his progress as a pro." Gilbert was obtained on waivers from Philadelphia during the 1980 regular season. He had previously been on Philadelphia's injured reserve. He originally entered the NFL as a free agent in the spring of 1978 (following graduation from Florida) with Detroit. He was released by the Lions in training camp, and Atlanta signed him as a free agent in November of '78. He played four games with the Falcons that season but spent the entire 1979 campaign on injured reserve because of a knee injury suffered during preseason. He was acquired by Philadelphia in 1980 and then obtained by the 49ers. Gilbert had no stats in '80; he played in just six games.

**COLLEGE:** An honors graduate with a 3.73 GPA in physical education, Gilbert played both fullback and tight end for the University of Florida.

**PERSONAL:** Lewis played in his first organized football game at the age of eight—a Pop Warner League game in Naples, Florida. He makes his off-season home in Norcross, Georgia, with his wife, Claudia, and spends his off-season time touring the Southeast speaking to high school students through the High School Outreach program, sponsored by Sports World Ministries in Atlanta. He was born in Naples, Florida, and attended Naples High School.



# Willie Harper • 59

**LINEBACKER • NEBRASKA • 8TH YEAR**  
**HT: 6-2 • WT: 215 • BORN: 7-30-50 • (D-2 IN '73)**



**PRO:** Willie Harper is a true NFL veteran . . . in every sense of the word. He has played pro ball since 1973 (97 games entering the 1981 regular season), and he has made more than 500 tackles, yet he seems to be getting better with age. "Willie had an excellent year in 1980 although he was hampered by an ankle injury in the latter portion of the season," says Coach-GM Bill Walsh. "He is a steady veteran with excellent ability, a mainstay on the 49er defense. He provides maturity and stability to the defense." The last two seasons have been good ones for Willie (57 solo tackles and 32 assists in 1980 and 59 tackles with 37 assists in 1979), and 1977 wasn't bad either (60 solo and 27 assisted tackles). But injuries have plagued Harper in other campaigns since he was drafted No. 2 in 1973. He became a starter in the fourth game of his rookie season and held that job until the opening of the '75 season when a painful sprained arch, suffered in training camp, forced him out of the lineup. He suffered broken ribs in 1977 and missed a pair of games, then spent the entire 1978 season on injured reserve with a knee injury. "Injuries are part of the game, that's why we wear pads," explains Willie. "I have had my share, but no more than my share. The important thing is to keep coming back. I'm ready for several more seasons of 49ers' football." Willie seems to play better on the road. For example, during his career, five of his best games statistically were: 1973 at Atlanta (7 tackles, 5 assists), 1974 at New Orleans (9 tackles, 3 assists, 1 pass defended), 1977 at Pittsburgh (9 tackles, 2 assists, 1½ sacks for minus 21 yards), 1977 at New Orleans (12 tackles, 1 assist, 2 passes defended), and 1980 at Los Angeles (9 tackles, 3 assists, 1 pass defended). He's had some excellent home games also, including 1979 versus Los Angeles (10 tackles, 4 assists, 1 sack for minus 10 yards), and 1980 against St. Louis (7 tackles, 6 assists, 1 pass defended).

**COLLEGE:** Harper was named Lineman-of-the-Year as a sophomore at Nebraska and made consensus All-America as a senior defensive end. He played running back and middle guard before moving to defensive end for the Cornhuskers. He set a career record with 178 tackles, including 90 unassisted and 40 for losses of 258 total yards.

**PERSONAL:** Willie stood out in football, basketball and track and field at J.W. Scott High School in Toledo, Ohio. He and his wife, Roxanne, have three children (and were expecting their fourth this past summer)—Terrell (8-30-66), Willie (10-1-72), and Qiava (12-12-75). Willie has been active in NFL United Way efforts. He and his family make their home in Sunnyvale. He was born Willie Miles Harper in Toledo, Ohio. Missed 1978 season: on injured reserve.

## HARPER'S PRO STATISTICS


Year	G	Tackles			Sacks No./Yds.	Interceptions		
		Tot.	Solo	Ass.		No./Yds.	Fum.	Rec.
1973	14	81	40	41	0/0	0/0	1	
1974	14	99	50	49	1/7	0/0	1	
1975	13	30	15	15	1.5/16.5	0/0	0	

(Continued on next page)

## HARPER, Cont.

1976	.....	14	23	16	7	1/12	0/0	0
1977	.....	12	87	60	27	2/21	1/6	0
1978	.....	0				(injured reserve list)		
1979	.....	16	96	59	37	2/17	0/0	1
1980	.....	14	89	57	32	1.5/17	0/0	1
CAREER		97	505	297	208	9/90.5	1/6	4

**OTHER HARPER STATS:** Passes Defensed—1973 (2), 1974 (4), 1975 (1), 1976 (1), 1977 (6), 1978 (0), 1979 (5), 1980 (5), Career (24); Blocks—Career (0).



## Dwight Hicks • 22

**SAFETY** • **MICHIGAN** • **3RD YEAR**  
**HT: 6-1** • **WT: 189** • **BORN: 4-5-56** • **(FA IN '79)**

**PRO:** Health foods can be good for you, just ask Dwight Hicks, the 49ers' free safety. After failing tryouts with the Detroit Lions and the Philadelphia Eagles in 1978 and '79, respectively, Dwight briefly changed professions and went into managing a health foods store in Southfield, Michigan (a suburb of Detroit). That was in October of '79, but by November he was a starting NFL free safety with the 49ers. Hicks was selected in the sixth round of the 1978 NFL draft by Detroit and was among those released by the Lions in the next-to-last player cut that year. He took his talents to the Canadian Football League and the Toronto Argonauts for the remainder of the CFL season. Hicks then signed as a free agent with Philadelphia and made it until the Eagles' last player cut of 1979. That's when he turned to managing the health foods store in Michigan (from August to October of '79). Since joining the 49ers on October 24, 1979, he hasn't done many healthy things to opposing teams. He finished '79 with eight games to his credit and stats that included 11 unassisted tackles and 13 assists, one fumble recovery, one pass defensed, and a team-leading five interceptions for 57 yards in returns (one-third of the team's total season interceptions). Last year, Dwight really came into his own and totaled 54 solo stops, 38 assisted tackles, two fumble recoveries, 14 passes defensed, one-half of a quarterback sack on a blitz, and four interceptions for 73 yards in returns. He tied for the team lead in passes defensed and interceptions and was second in total tackles. "Dwight Hicks improved measurably in 1980 and played extremely fine football," praises Bill Walsh. "He was the team's top tackling defensive back last year. He is the soundest tackler on the team, is very intelligent and understands coverages and receiver routes. He should continue to develop into a top pro." Says Hicks: "I'm thrilled to be on the 49ers' roster, and I am extremely happy to be playing in the NFL. It was a struggle to get here and now that I am, I'm planning on making the best of it, improving each year and becoming the finest defensive back I possibly can."

**COLLEGE:** Dwight was a four-year letterman at the University of Michigan, playing in 38 wins, two ties and only seven losses during his Wolverine career. He was defensive captain for the '77 Michigan team that played in the 1978 Rose Bowl (and 49ers' teammate Walt Downing was the offensive captain for that squad).

## HICKS, Cont.

Michigan played in two Rose Bowls and an Orange Bowl during Dwight's tenure in Ann Arbor. He was named All-Big Ten in 1977, after leading the Wolverines in interceptions with four.


**PERSONAL:** Hicks was born in Mount Holly, New Jersey, and grew up in Pennsauken, New Jersey, where he attended high school. He was a standout in football, basketball and baseball at PHS. Dwight and his wife, Josefa (who was the state high school champion in the quarter-mile as a senior), were expecting their first child at press time. They make their home in Palo Alto, California, year-round and Dwight works at a local juvenile center and for a local bread company during the off-season. He has 4.68 speed for 40 yards.


### HICKS' PRO STATISTICS

Year	G	Tackles			Sacks No./Yds.	Interceptions	
		Tot.	Solo	Ast.		No./Yds.	Fum. Rec.
1979 .....	8	24	11	13	0/0	5/57	1
1980 .....	16	92	54	38	0.5/3.5	4/73	2
CAREER .	24	116	65	51	0.5/3.5	9/130	3

Year	G	Kickoff Returns						Punt Returns				
		No.	Yds.	Avg.	Long	TD		No.	Yds.	Avg.	Long	TD
1979 .....	8	2	36	18.0	19	0		13	120	9.2	33	0
1980 .....	16	0	0	0.0	0	0		12	58	4.8	10	0
CAREER .	35	2	36	18.0	19	0		25	178	7.1	33	0

**OTHER HICKS STATS:** Passes Defensed—1979 (1), 1980 (14), Career (15); Blocks—Career (0).





## Scott Hilton • 55

**LINEBACKER • COLLEGE: None • 3RD YEAR**  
**HT: 6-4 • WT: 230 • BORN: 5-28-54 • (FA IN '79)**

**PRO:** It's no secret that the 49ers are trying to build a defense. So, could they find a better man to play linebacker than Scott Hilton, a professional carpenter? Hilton has been a carpenter by trade since dropping out of college without playing a single collegiate down of football nearly ten years ago. "Scott is a street fighter learning how to play in the NFL. He's not a natural athlete, but he is a very tough, hard-nosed type of player with the potential to be a top performer in the NFL," says Linebacker Coach Norb Hecker. He played six years of semi-pro football for the Somerton All Stars (1973-78) in Pennsylvania (the Delaware Valley Football League) and had two tryouts with the Philadelphia Eagles. After graduating from Upper Moreland High School in Willow Grove, Pennsylvania, Scott enrolled at Salem College in West Virginia to play baseball, but only lasted part of one term before dropping out. He became a carpenter and semi-pro gridder and as the latter gained enough notice to earn a tryout with the Eagles in 1977 as a tight end. He left camp voluntarily in July of 1977, returning to house building and the Stars. Hilton had never played offense prior to his first Eagles' tryout. He was re-signed by Philadelphia in 1978 as a linebacker and was in the last player cut prior to the '78 season. Niners' Defense Coach Bill McPherson was the Eagles' linebacker coach in 1978 and liked what he saw in Hilton. When McPherson joined Bill Walsh's staff in San Francisco, one of the first people he called was Hilton. "I wasn't sure I wanted to try again," related Hilton. "Mac convinced me that I should give it one last try. I had made up my mind that this would be it. Either the 'third time would be a charm', or it would be the end," says Hilton of his start in pro football. He made the team and started the first seven games of 1979 at weakside or middle linebacker. He played the last several of those nine contests while wearing a harness for a shoulder injury that eventually forced him to undergo surgery. He finished '79 on the injured reserve list, but not before he recorded 77 tackles (49 unassisted), three passes defended and one sack good for minus-10 yards. He had 18 tackles in one game versus the Rams. Last year's stats were even more impressive, despite being hampered by a knee injury and broken ribs (see below). He played in 13 games in '80, starting eight.

**COLLEGE:** Technically, Hilton did attend Salem College during 1973-74, but did not play football. He played baseball there, but was only in school for part of one term before he realized: "I was more into earning a dollar, getting a girl friend and buying a car. I was not into books and studying. I just wasn't the student type. It was a big mistake."

**PERSONAL:** He was born in Harrisburg, Pennsylvania, and calls Hatboro, Pennsylvania, his off-season home. It is in Hatboro where he works as a carpenter with his brother in a house building corporation that operates throughout the Philadelphia suburbs.

## HILTON, Cont.

### HILTON'S PRO STATISTICS

Year	G	Tackles			Sacks No./Yds.	Interceptions		Fum. Rec.
		Tot.	Solo	Ast.		No./Yds.	No./Yds.	
1979 .....	7	77	49	28	1/10	0/0	0	
1980 .....	13	85	55	30	0/0	0/0	1	
CAREER .	20	162	104	58	1/10	0/0	1	

**OTHER HILTON STATS:** Passes Defensed—1979 (3), 1980 (3), Career (6); Blocks—Career (0).

## PRONUNCIATION GUIDE

Art Akers .....	ACHE-ERS	Ricky Patton .....	PAT-TON
Jean Barrett .....	GENE	Craig Puki .....	POOH-KEE
Leo Biedermann .....	BEED-ER-MAN	Fred Quillan .....	KWILLAN
Matt Bouza .....	BOOZ-A	Eason Ramson .....	E-SON RAM-SON
John Choma .....	KOMA	Archie Reese .....	REECE
Lenvil Elliott .....	LEN-VILLE	Ray Rhodes .....	ROADS
Keith Fahnhorst .....	FAWN-HORST	Scott Stauch .....	STOCK
Bob Ferrell .....	FAIR-L	Terry Tautolo .....	TA-TOE-LOW
Rick Gervais .....	JUR-VISS	George Visger .....	VISS-GIR
John Harty .....	HARDY	Ray Wersching .....	WERE-SHING
Wilbert Haslip .....	HAS-SLIP	Charle Young .....	CHARLIE
Paul Hofer .....	HO-FER		
Arrington Jones .....	AIR-INGTON	Coaches & Staff	
Ed Judie .....	JUDY		
Pete Kugler .....	COO-GLER	Cas Banaszek .....	CAZ BANA-SECK
Bobby Leopold .....	LEE-A-POLD	George Seifert .....	SEE-FERT
Major Ogilvie .....	OGUL-VEE	Sam Wyche .....	WY-CH
Gus Parham .....	PAR-UM		



## Paul Hofer • 36

**RUNNING BACK • MISSISSIPPI • 6TH YEAR**  
**HT: 6-0 • WT: 195 • BORN: 5-13-52 • (D-11 IN '76)**

**PRO:** Will Paul Hofer be ready or not? That's the question fans and media have been asking ever since Hofer underwent an operation for a serious knee injury suffered at Dallas last October. "I'll be ready. I feel better every day," says Hofer, the most productive all-purpose performer in 49ers' history. "Everyone is telling me to be patient and that's the hardest part. I've devoted full-time to rehabilitating my knee during the off-season and I'll be ready to go in 1981." Coach-GM Bill Walsh has included Hofer in the team's '81 plans, but probably not as soon as Hofer would like: "If we hold Paul out for the four pre-season games and, say, four-to-six regular season games, then we'd still have him for 10 to 12 contests. If his rehabilitation goes well, he'll still be a big factor in our offense and our season. The biggest mistake would be to try to bring him back too early. We won't use him until we get everyone's okay, and then some." Not playing until the season is well underway should be no shock to Hofer . . . he's almost used to it. Paul was selected in the 11th round of the 1976 NFL draft and appeared in all 14 games of '76, but didn't carry the ball until game No. 6, and only carried it in five games all year. In 1977, he returned 36 kicks for 863 yards, but again only carried the ball from scrimmage in eight games, while he backed-up Delvin Williams. With O.J. Simpson the main running back in 1978, Paul didn't get much playing time until game No. 10, when Simpson was placed on injured reserve. Still, he ended the campaign with 465 yards rushing, 386 in kickoff returns, and 170 receiving yards. Hofer played back-up to Simpson to begin 1979, too, until the ninth game of the season when Walsh replaced O.J. with the younger, healthier, quicker-starting Hofer. The amazing thing about Hofer's '79 season was that he missed the entire pre-season with a hamstring pull, then played sparingly in the first four games because of a hamstring injury to his other leg, suffered in the season opener against Minnesota. He gained a total of 25 yards in the first six games of '79, but finished with 615 yards rushing, 662 receiving yards and 124 yards on kickoff returns. He started 1980 in the same manner he finished '79—with a flurry—but was lost for the year in the sixth game (at Dallas) with a knee injury that required cartilage and ligament repairs. In only a half-dozen games, Hofer accounted for 293 yards on the ground, 467 through the air, and two on returns. Prior to the injury, he had 41 receptions—a season's work for most backs. "Paul is a great performer and an outstanding leader," says Walsh. "When healthy, he is one of the outstanding backs in the NFL. He could be a 1,000-yard rusher if he could put together a full 16-game season." Hofer has carried the ball ten times or more in 18 games during his career for 1,207 total yards in those games. Projected, that 67.06-yards-per-game average would convert into a solid 1,000-plus season over 16 games. His career bests have included: 120 return yards against Los Angeles in San Francisco in 1977, three running touchdowns against the Rams at home in 1978, 147 rushing yards and 212 all-purpose yards at New Orleans in 1979, and 135 receiving yards and 224 all-purpose yards versus St. Louis at Candlestick in 1980.



## HOFER, Cont.

**COLLEGE:** Prior to playing for five different head coaches in his first four years at San Francisco, Hofer played for three head coaches from 1972 through 1975 at the University of Mississippi. He was a team tri-captain in '75 as a senior and led Ole Miss in kickoff returns three consecutive years. In his four-year Rebel career as a fullback, Paul rushed for 1,430 yards on 296 carries, a 4.8 yard average.

**PERSONAL:** Hofer has 4.7 speed. He is married (Penny) and the couple gave birth to their first child in June, a boy—Paul David (6-16-81). Hofer is one of seven children (five sisters and one brother) and grew up in Memphis, Tennessee. He was born in Memphis and attended Christian Brothers High School there. The Hofers make their home in Los Altos, California.

### HOFER'S PRO STATISTICS

Year	G	Att.	Rushing				Receiving					
			Yds.	Avg.	Long	TD	No.	Yds.	Avg.	Long	TD	
1976	.....	14	18	74	4.1	17	0	4	45	11.3	13	1
1977	.....	14	34	106	3.1	10	0	5	46	9.2	16	0
1978	.....	16	121	465	3.8	40	7	12	170	14.2	46	0
1979	.....	15	123	615	5.0	47	7	58	662	11.4	44	2
1980	.....	6	60	293	4.9	26	1	41	467	11.4	28	2
CAREER	. 65	356	1553	4.4	47	15		120	1390	11.6	46	5

### Kickoff Returns

Year	G	No.	Yds.	Avg.	Long	TD	
1976	.....	14	5	91	18.2	23	0
1977	.....	14	36	863	23.9	48	0
1978	.....	16	18	386	21.4	40	0
1979	.....	15	8	124	15.5	23	0
1980	.....	6	1	2	2.0	2	0
CAREER	. 65	68	1466	22.6	48	0	

## Gary Huff • 19

**QUARTERBACK • FLORIDA STATE • 8TH YEAR**  
**HT: 6-1 • WT: 200 • BORN: 4-27-51 • (FA IN '80)**

**PRO:** Gary Huff, the 49ers' No. 3 quarterback, has played seven years of pro football with three clubs (four with Chicago, two with Tampa Bay and 1980 with San Francisco). He is a solid, reliable back-up signal caller. Gary joined the 49ers in 1980 as a free agent. He originally was drafted by the Bears in the second round of 1973 and was their starting QB through 1974 and 1975. In 1977 (12 days before his 26th birthday), he was traded to Tampa Bay for two second round picks in the '77 NFL draft. Huff, who grew up just a few miles from Tampa Stadium, played in 14 games for the Buccaneers, six as a starter, before being replaced by

(Continued on next page)



## HUFF, Cont.

Doug Williams. He was released by the Bucs in August of '79 and sat out the entire 1979 season before signing as a free agent with the Niners in March, 1980. He was released by San Francisco and then recalled to fill the No. 3 spot when Steve DeBerg lost his voice due to laryngitis in the opening weeks of the season. Gary did not play a down for the 49ers in '80. "Gary can be an asset to the club due to his intelligence, accuracy and strong arm. He is a class person," says 49ers' Quarterbacks Coach Sam Wyche, "and was an exceptional addition to our team last year."

**COLLEGE:** Gary threw 52 touchdown passes in his Florida State career. His Seminole stats included 436 of 795 attempts (54.9 percent) for 6,378 yards. He led the NCAA in total offense (241.2 yards per game) as a junior in 1972 and passed for five TDs versus South Carolina that year and was the MVP of the Fiesta Bowl. He was selected to several All-America teams, including two Academic All-America units, and played in the East-West Shrine, Senior and Coaches All-America bowl games. He graduated in 1973 with a bachelor of science in accounting from FSU, where he also played shortstop in baseball.

**PERSONAL:** Gary was born in Natchez, Mississippi, and grew up in Tampa, Florida. He was a standout in basketball, football, baseball and track and field at Leto High School in Tampa. He and his wife, Susan, have three children: Julie (6-23-75), Jason (11-24-77) and Harry (4-3-81). Gary works for a Tampa accounting firm in the off-season.

### HUFF'S PRO STATISTICS

#### Passing

Year	G	Att.	Comp.	Yds.	Pct.	Int.	Avg.Gn.	TD	NFL Rating
(Chicago)									
1973 .....	8	126	54	525	.429	8	4.2	3	36.6
1974 .....	13	283	142	1663	.502	17	5.9	6	50.4
1975 .....	14	204	114	1083	.556	9	5.3	3	57.2
1976 .....	8	(Used as a place-kick holder)							
(Tampa Bay)									
1977 .....	8	138	67	889	.486	13	6.4	3	39.3
1978 .....	6	36	15	169	.417	3	4.7	1	31.1
1979 .....	0	(Not on an NFL roster)							
(San Francisco)									
1980 .....	0	0	0	0	.000	0	0.0	0	00.0
CAREER .....	57	788	392	4329	.498	50	5.5	16	46.5

#### Rushing

Year	GAtt. Yds. Avg. Long TD						Year	GAtt. Yds. Ave. Long TD							
(Chicago)							1978	.....	6	3	10	3.3	10	0	
1973	.....	8	11	22	2.0	8	0	1979	.....	0	(Not on an NFL roster)				
1974	.....	13	23	37	1.6	11	2	(San Francisco)							
1975	.....	14	5	7	1.4	10	0	1980	.....	0	0	0	0.0	0	0
1976	.....	8	(As a place-kick holder)					CAREER	.	57	50	86	1.7	12	2
(Tampa Bay)															
1977	.....	8	8	10	1.3	12	0								

# Charles Johnson • 44

CORNERBACK • GRAMBLING • 3RD YEAR  
HT: 5-10 • WT: 180 • BORN: 5-5-56 • (FA IN '79)



**PRO:** Oh, *that* Charles Johnson. The 49ers' starting right corner in 14 of 16 games last season (played in all 16) was Charles Johnson ... one of three players in the NFL with that name (others are the starting middle guard with Philadelphia and a starting defensive tackle at Green Bay). The Niners' Johnson originally was drafted by Atlanta in the fourth round of 1979 and spent the first month of the regular season on injured reserve. Waived and claimed by San Francisco in November of 1979, he played in four games with the 49ers in '79 and finished that season with one tackle, one assist and one pass defended. "Charles made dramatic improvement in 1980," relates Bill Walsh. "He picked up invaluable experience and could easily develop into one of the better cornerbacks in the NFL." Adds Secondary Coach George Seifert, "Charles Johnson was, as far as playing time goes, basically a rookie in 1980, and though he had some off-days, his play really improved over the season. He also is a good special teams player and that adds value to his talents." Johnson's better days in '80 included seven tackles against Green Bay and two tackles, an assist and a pass interception (for 15 yards) at Detroit. He has 4.55 speed.

**COLLEGE:** Charles intercepted 11 passes in his final two seasons at Grambling and was named honorable mention All-America by *Sporting News*. He also was named to the Mutual Black Sports Radio Network All-America squad.

**PERSONAL:** Johnson was born and raised in Mansfield, Louisiana. He once took a center-snap through the quarterback's legs, while playing running back for Mansfield High School in Louisiana, and ran 75 yards for a touchdown. The play was to no avail, however, as rival Minden High won the game, 14-13. He is single and lives in Mansfield in the off-season.

## JOHNSON'S PRO STATISTICS

Year	G	Tackles			Sacks No./Yds.	Interceptions	
		Tot.	Solo	Ass.		No./Yds.	Fum. Rec.
1979 .....	4	2	1	1	0/0	0/0	0
1980 .....	16	71	54	17	0/0	1/15	0
CAREER .	20	73	55	18	0/0	1/15	0

**OTHER JOHNSON STATS:** Passes Defensed—1979 (1), 1980 (13), Career (14); Blocks—Career (0).





## Bobby Leopold • 52

**LINEBACKER • NOTRE DAME • 2ND YEAR**  
**HT: 6-1 • WT: 215 • BORN: 10-18-57 • (D-8 IN '80)**

**PRO:** Linebacker Bobby Leopold gave himself a tough act to follow this year when he was named to the 1980 NFL All-Rookie Team. Bill Walsh agrees with those who selected Leopold to the All-Rookie Team: "Bobby had an outstanding rookie season and is expected to play a major role in the 49ers' defense for years to come. He is quick, active, intelligent and a relentless player." Not a bad description of the eighth round draft choice and fourth linebacker taken by the Niners in the 1980 draft. Leopold played in all 20 games (counting the four preseason contests) and started 15 regular season games. Bobby also played on all special teams in '80. His stats included 56 unassisted stops, 32 assisted tackles, two-and-one-half sacks for minus-eight yards, one interception for ten return yards and three fumble recoveries. His best games in '80 included three tackles and two fumble recoveries at Detroit, an interception at Atlanta (with five tackles) and two-and-a-half sacks and a pass deflection against the New York Giants (with six tackles). His season high for unassisted stops was in the season opener at New Orleans when he recorded seven solo tackles. "Bobby is dedicated, works hard, and wants to be the best in the NFL at his position," says Linebackers Coach Norb Hecker. Leopold's 40 time is 4.75. Adds 49ers' radio announcer Wayne Walker, a former All-Pro linebacker, "Leopold knows all about leverage in playing the position. In fact, he's a very intelligent young player."

**COLLEGE:** Bobby was a four-year letterman at Notre Dame. He accounted for 180 career tackles, including 66 as a senior. He had six career interceptions and returned three for scores. He played in the East-West Shrine Game in 1980. Bobby earned his economics degree from Notre Dame in 1980.

**PERSONAL:** Leopold is single and lives in Port Arthur, Texas, in the off-season. He was born in Port Arthur and attended Lincoln High School, where his father taught biology and coached the offensive line. He stood out in football (three year captain), basketball and track and field in high school.

### LEOPOLD'S PRO STATISTICS


Year	G	Tackles			Sacks		Interceptions	
		Tot.	Solo	Ast.	No./Yds.	No./Yds.	Fum. Rec.	
1980	16	88	56	32	2.5/8	2/23	3	

**OTHER LEOPOLD STATS:** Passes Defensed—1980 (2); Blocks—1980 (0).



## Jim Miller • 3

**PUNTER • MISSISSIPPI • 2ND YEAR**  
**HT: 5-11 • WT: 183 • BORN: 7-5-57 • (D-3A IN '80)**




**PRO:** When Jim Miller was selected as the 66th player drafted by the NFL in 1980, he became San Francisco's fourth punter in four years. And when the curtain came down on the '80 campaign, he had recorded the club's finest punting statistics since 1975 and was named NFL Rookie Punter-of-the-Year. But Miller probably will never get an advertising contract from a sports shoe company. Jim, you see, kicks barefoot—and how: 77 punts in 1980 for 3,152 yards, a 40.9-yards-per-punt average, five touchbacks, 11 kicks inside the 20, and a long punt of 65 yards (at the New York Jets). And he kept his personal career record intact by not having a single punt blocked. "Jim will be with us for a long time," says Bill Walsh of the team's 3A draft choice in 1980. "He was one of our most important draft picks last year and he improved as the season progressed. He is capable—through experience and hard work—of becoming one of the top punters in all of pro football." Miller did improve in '80. He started the season a little nervously, although he averaged 40.0 yards on his first 20 kicks through five games. He settled down to average 41.3 on 57 boots over the final 11 contests. "Early, I would tense up and my legs would feel heavy," admits Miller, "but after awhile, I began getting it worked out correctly in games." He is not just a good kicker, according to 49ers' Assistant Coach Milt Jackson, "he also is an excellent athlete with 4.6 speed in the 40."

**COLLEGE:** Jim was a consensus All-America in 1979 for the Ole Miss Rebels. He averaged 43.4 yards per punt for four seasons at Mississippi. He set school and Southeastern Conference marks for most punts (266) and yards (11,549) in a career. He led the SEC in punting as a junior and senior with averages of 43.2 and 44.6, respectively. His sophomore average was a whopping 45.9 for 66 punts.

**PERSONAL:** Miller is single and makes his off-season home in Ripley, Mississippi, where he was born and raised. Playing for Ole Miss, Jim once kicked a ball off the scoreboard gondola at the Louisiana Superdome in a game with Tulane, a feat previously achieved only by one other punter, Ray Guy of Oakland. Miller's punting hang time is 4.3 according to scouts, and he had no punts returned for scores in 1980.

### MILLER'S PRO STATISTICS

Year	G	Punts	Yds.	Avg.	Touch Backs	Inside-20	Long
1980 .....	16	77	3152	40.9	5	11	65





## Joe Montana • 16

**QUARTERBACK • NOTRE DAME • 3RD YEAR**  
**HT: 6-2 • WT: 200 • BORN: 6-11-56 • (D-3 IN '79)**

**PRO:** Joe Montana was one of the top five passers in the NFL last year (No. 4 in the NFC and No. 5 in the NFL) with an 87.8 quarterback rating in what was virtually his first year. He improved each week and finished the season by starting seven of the 49ers' final ten contests, including the final four. "Joe is intelligent and quick on his feet," says Coach-GM Bill Walsh. "He improved weekly as he began getting into the starting role. We expect more improvement from Joe in 1981. He had the highest completion percentage in the NFL last year and best in 49ers' history at 64.5 and had the fifth lowest interception percentage in the league at 3.3." San Francisco drafted Montana in the third round of 1979 and brought him along slowly. He threw just two passes during his first 11 NFL games (he was one-for-one at Los Angeles for eight yards and was one-for-one versus Atlanta for minus-eight yards); playing mainly as the team's placement holder for kicker Ray Werschling. In the 12th game of 1979, against Denver, Joe threw for his first touchdown—a 16-yarder—and finished that game three-for-five for 30 yards. His first NFL start came in game 14 at St. Louis in '79. He was held back early in 1980, too, throwing only six passes in his first four games . . . all six came in the New York Jets game at Shea Stadium as Joe completed four for two scores (both to Dwight Clark) and ran the ball once for a five-yard touchdown. He finished with 60 yards passing. Montana began seeing more and more playing time shortly after that game and soon developed into the team's starter. His first career interception came at Los Angeles in game five of '80 on his 27th pass of the contest. It was his 56th career pass. His first 1980 start came two weeks later at home versus the Rams and his stats for that contest included 21 of 37 for 252 yards and two TDs. But his finest hour as a pro came in his New Orleans performance in the 49ers' overtime win last Dec. 7. Montana was 24 of 36 for 285 yards and two TDs and he carried four times for 13 yards and another score as San Francisco overcame a 28-point halftime deficit to win. He also fired three TD strikes in the win over New England in '80. "Joe is a threat as a scrambler and has a better-than-average throwing arm," relates Quarterback Coach Sam Wyche. "He has natural leadership qualities, and with his good hands and passing ability, he adds the threat of fake field goal tries since he's been our holder too."

**COLLEGE:** During his collegiate career at Notre Dame, Montana completed 269 of 515 passes (.522 percent) for 4,121 yards and 25 touchdowns. As a senior, he was named to several All-America teams after completing 141 of 260 passes (.542 percent) for 2,010 yards and ten touchdowns. The Fighting Irish won the national title in Montana's junior season. He earned national acclaim in the Cotton Bowl, when he guided Notre Dame to a grand comeback against Houston following the 1978 campaign. Montana brought the Irish back from a 34-12 deficit midway through the fourth period to a 35-34 win with no time showing on the clock. For the game, he rushed for 34 yards and two touchdowns and completed 13 passes for 163 yards and one score, plus he threw for two two-point conversions. Montana earned his degree in marketing from Notre Dame in '78.

## MONTANA, Cont.

**PERSONAL:** Joe was born in Monongahela, Pennsylvania. He attended Ringgold High School in Monongahela, and sheepishly admits he once lined-up under the guard instead of the center in a game there. Joe recently purchased a new home near Woodside, California.

### MONTANA'S PRO STATISTICS

#### Passing

Year	G	Att.	Comp.	Yds.	Pct.	Int.	Avg.Gn.	TD	NFL Rating
1979 .....	15	23	13	96	.565	0	4.17	1	80.9
1980 .....	16	273	176	1795	.645	9	6.58	15	87.8
CAREER .....	31	296	189	1891	.605	9	5.38	16	84.4

#### Rushing

Year	G	Att.	Yds.	Avg.	Long	TD
1979	15	3	22	7.3	13	0
1980 .....	16	32	77	2.4	11	2
CAREER	31	35	99	4.9	13	2

## James Owens • 89

**WIDE RECEIVER • UCLA • 3RD YEAR**  
**HT: 5-11 • WT: 188 • BORN: 7-5-55 • (D-2 IN '79)**



**PRO:** They call him "J.O." (and his auto tags read—"JO'S JET"), but "quick change" might be a better nickname for James Owens, the second round draft pick by San Francisco in 1979 (as the team's No. 1 choice that NFL draft). Why "quick change"? Well, he was drafted as a running back but the plan was to move him to wide receiver. Because of injuries he was pressed into service at both spots and then, in game 9 of his rookie season, he was shifted to the defensive backfield as a free safety. An excellent return specialist because of his quickness, speed and ability to change directions, James also changed his jersey number from 20 in 1979 to 89 last season. He'll wear 89 in '81 as a wide receiver on the roster, although he may be used releasing from the backfield in the 49ers' passing offense. He is versatile and has stats to back this fact up. In 1979, for example, J.O. had 11 tackles (mostly on special teams play), nine of which were solo stops; 41 kick returns for 1,002 yards (3rd in the NFC), eight carries for 52 yards, and ten receptions for 121 yards. Last year, his statistics included nine receptions for 133 yards and 31 kickoff returns for 726 yards and a 23.4 average (No. 3 in the NFC and No. 4 in the NFL). He had a runback of 101 yards for a score at Detroit (3rd finest in 49ers' history, best in the NFL in '80) and an 85-yard kickoff return for a TD in '79. He has never carried the ball more than once in a game, and he hasn't caught more than two passes in a single contest since becoming a 49er, but has managed to finish with 90-or-more all-purpose yards on eight occasions. "James has been plagued by injuries and we've shifted him around between positions, but despite it all, I have no doubts concerning his ability to become a top pro," says Bill Walsh, the 49ers' (Continued on next page)



## OWENS, Cont.

Coach-GM. "We'd like to use him more as a combination wide receiver-running back and less in the kick return department in 1981."

**COLLEGE:** James was the co-MVP at UCLA in football as a junior and was the Offensive Player-of-the-Game at the Fiesta Bowl as a senior. He was an outstanding football player for the Bruins, but he was even better on the track. He won both the NCAA and AAU high hurdle national titles (in identical 13.49 times) and placed sixth in the 1976 Montreal Olympics. His best hurdles clocking as a collegian was 13.46. He finished his grid career at Westwood as the No. 4 rusher in Bruins' history with 1,984 yards on 397 carries (5.0 average). He also caught 21 passes for 200 yards and scored a total of 14 touchdowns.


**PERSONAL:** Owens was a three-sport high school All-America (basketball, football and track and field) at Notre Del Rio High School in Sacramento, California. He was married this off-season to long-time sweetheart Marinea. James was born in Sacramento, the sixth of eight children. As a rookie, he overcame a mild case of meningitis during pre-season training camp.

### OWENS' PRO STATISTICS

Year	G	Att.	Rushing				Receiving				
			Yds.	Avg.	Long	TD	No.	Yds.	Avg.	Long	TD
1979	..... 16	8	52	6.5	19	0	10	121	12.1	17	0
1980	..... 16	0	0	0.0	0	0	9	133	14.8	29	0
CAREER	. 32	8	52	6.5	19	0	19	254	13.4	29	0

### Kickoff Returns

Year	G	No.	Yds.	Avg.	Long	TD
1979	..... 16	41	1002	24.4	85t	1
1980	..... 16	31	726	23.4	101t	1
CAREER	. 32	72	1728	24.0	101t	2



## Ricky Patton • 42

**RUNNING BACK • JACKSON STATE • 4TH YEAR**  
**HT: 5-11 • WT: 192 • BORN: 4-6-54 • (FA IN '80)**

**PRO:** Ricky Patton carried the ball just once for a gain of one yard in 1980 after signing as a free agent with the 49ers in October, but you may just see more of him in 1981. "Ricky joined us after the seventh game in 1980," explains

Coach-GM Bill Walsh, "and is an outstanding special teams player with an excellent attitude and good speed. He is a fine coverage guy on special teams and may see more action in the backfield this year as well." Patton was signed as a free agent after being released by Green Bay. He originally was drafted by Atlanta in the tenth round of 1978 but released in October of 1979. He was signed two weeks later by the Packers. The highlight of his NFL career came in the final game of the '79 season with Green Bay when he rushed for 99 yards on 19 carries against Detroit. Besides

## PATTON, Cont.

his single rushing attempt for the 49ers last year, Ricky returned four kickoffs for 43 yards and a 10.8 average in nine games.

**COLLEGE:** Patton played one year at Ferris State in Michigan and transferred to Jackson State in Mississippi to finish his collegiate career. He rushed for 640 yards and a 5.6 average as a senior and scored seven touchdowns (five on runs from 40 yards or further out).

**PERSONAL:** Born Ricky Riccardo Patton in Birmingham, Alabama, he attended Flint Southwestern High School in Flint, Michigan, and now makes his home in Lithonia, Georgia. He has a relative named Walter Payton, whose footsteps he followed in at Jackson State. He is not related to Rickey Patton, the wide receiver with New Orleans in 1980. In a high school game once, Ricky ran the ball for a 50-yard score, but it was called back due to penalty, and on the very next play, he broke loose for a TD again.

### PATTON'S PRO STATISTICS

Year	G	Att.	Rushing				Receiving				
			Yds.	Avg.	Long	TD	No.	Yds.	Avg.	Long	TD
(Atlanta)											
1978	16	66	206	3.0	15	1	10	90	9.0	32	1
(Atlanta-4, Green Bay-6)											
1979	16	40	135	3.4	14	0	6	41	6.8	9	0
(San Francisco)											
1980	9	1	1	1.0	1	0	0	0	0.0	0	0
CAREER	41	107	342	3.2	15	1	16	131	8.2	32	1

**OTHER PATTON STATS:** Kickoff returns—1980 (4 for 43 yards, 10.8 average and 19 long).

## Lawrence Pillers • 65

**DEFENSIVE END • ALCORN A&M • 6TH YEAR**  
**HT: 6-3 • WT: 260 • BORN: 11-5-52 • (FA IN '80)**

**PRO:** When San Francisco won its third straight game to begin 1980—37-27 over the Jets in New York—one of the problems for the 49ers' offense was Jets' Defensive End Lawrence Pillers, who had two unassisted tackles, two assists, and half of a quarterback sack for nine yards that afternoon. One week later, the veteran defensive end was in a Niners' uniform playing for San Francisco against Atlanta, having been waived by the Jets in a shakeup among veterans following their defeat to the 49ers. He ended up starting 10 of the 13 games he played in for the 49ers and did a solid job. Pillers finished 1980 with 70 tackles (61 at San Francisco) and three sacks for 24 yards, (1½ as a Niner for 15 yards). His most active game came in Week 9, at Detroit, when he had five solo stops, three assists, one pass deflection and one sack for six yards, as the 49ers limited Billy Sims to 37 rushing yards. He played defensive end for most the season but also saw action at

(Continued on next page)



## PILLERS, Cont.

defensive tackle last year. "I really liked playing tackle in the 4-3", says Pillers. "People say you have more freedom on the outside at end, but you also have containment responsibilities. Really, I guess I enjoy playing both positions." Lawrence originally was drafted by the Jets in the 11th round of 1976, as a linebacker (at 225), but came to camp that year at 250 with the same speed (4.85 in the 40).


**COLLEGE:** Lawrence was first team small college All-America defensive end for Alcorn A&M. He led a defense that topped the nation against the run as a senior (his team allowed just 159 yards on the ground in 10 games). Alcorn won the Black National Championship in Pillers' senior campaign. He was All-Southwestern Athletic Conference three times and finished with 12 blocked punts and 15 fumble recoveries in his career.

**PERSONAL:** Pillers was born in Hazlehurst, Mississippi, where he grew up and attended high school. He is one of 10 children. Lawrence and his wife, Carri, have two daughters, LaCuria (11-27-74) and LaVechelle (3-19-80). They make Port Gibson, Mississippi, their off-season home, where Lawrence is a deputy sheriff.

### PILLERS' PRO STATISTICS

Year	G	Tackles			Sacks No./Yds.	Interceptions		
		Tot.	Solo	Ast.		No./Yds.	Fum. Rec.	
(New York Jets)								
1976	.....	14	127	55	72	2/-	0/0	2
1977	.....	13	126	77	49	4/-	0/0	1
1978	.....	16	153	77	76	2.5/-	0/0	2
1979	.....	16	108	51	57	5.5/-	0/0	1
1980	.....	3	9	4	5	0.5/9	0/0	0
(San Francisco)								
1980	.....	13	61	45	16	2.5/15	0/0	0
CAREER	.	75	584	309	275	17/-	0/0	6

**OTHER PILLERS STATS:** Passes Defensed—1976 (0), 1977 (0), 1978 (1), 1979 (0), 1980 (2), Career (3); Blocks—1976 (0), 1977 (2-PATs), 1978 (0), 1979 (0), 1980 (0), Career (2-PATs).



## Craig Puki • 54

LINEBACKER • TENNESSEE • 2ND YEAR  
HT: 6-1 • WT: 231 • BORN: 1-18-57 • (D-3B IN '80)

**PRO:** At one time or another last year, Craig Puki filled in at all four linebacker positions with the 49ers, besides playing on all special teams. Playing several positions is a carry over from his collegiate days at Tennessee (where he played linebacker, center and fullback), and Puki doesn't mind one bit: "I enjoy playing the game. Football, being a team sport, is what the game is all about. It takes 11 men all doing their individual jobs to the best of their ability. This team concept is what I really enjoy more than my own personal position. I'll play where the coaches

## PUKI, Cont.

want me." And play well, too. In 16 games in 1980, the rookie earned the following stats: 27 solo tackles, 10 assists, three defended passes, and an interception. He had 11 of his 27 total tackles in the final two games, including six unassisted stops in Week 16. Coach Bill Walsh predicts: "Craig is expected to vie for a starting position at strong inside linebacker in 1981. He is an active, intense football player with good strength and intelligence." Norb Hecker, the 49ers' linebackers coach, agrees: "Craig did a good job in '80 for what we asked him to do. He could be an excellent linebacker in the NFL if we concentrate with him at one position. He has real good speed (4.75) and loves to hit people and be engaged in the rough stuff of the game. He also is a better-than-average special teams player." Puki was selected 3B in the 1980 draft by San Francisco as the second of four linebackers taken by the Niners (behind Keena Turner) that spring.

**COLLEGE:** Craig was the team's tri-captain (with Roland James and Jimmy Streater) at Tennessee as a senior and was first team All-Southeastern Conference in '79. He paced the Vols with 122 total tackles in his senior campaign and played in the East-West Shrine Game. He had an impressive four-game period in 1979 when he averaged 14 hits a contest and ended the season with three sacks and four fumbles recovered. He ended his career in Knoxville with 358 total tackles in three seasons at linebacker. Puki was a fullback as a freshman in 1975 and missed the 1977 season with a knee injury.

**PERSONAL:** Craig was born in the great named town of Deadwood, South Dakota, and attended Glacier High in Seattle, Washington. He calls Seattle home in the off-season, although he attends Arizona State in Tempe, Arizona, where he is working on his business administration/marketing degree. He was knocked out in a game once, went to the bench and fell asleep and didn't wake up until the game was completed. "I had to ask who won the game," he laughs.

### PUKI'S PRO STATISTICS

Year	G	Tackles			Sacks No./Yds.	Interceptions	
		Tot.	Solo	Ast.		No./Yds.	Fum. Rec.
1980	16	37	27	10	0/0	1/0	0

**OTHER PUKI STATS:** Passes Defensed—1980 (3); Blocks—1980 (0).

## Fred Quillan • 56

**CENTER • OREGON • 4TH YEAR**  
**HT: 6-5 • WT: 260 • BORN: 1-27-56 • (D-7 IN '78)**

**PRO:** When Randy Cross was injured and had to sit out part of the 1978 season, it marked the turning point in Fred Quillan's career. Cross was the team's center but Quillan stepped in and performed so well that Randy was moved to guard when he was healthy again. That injury came in the last weekend of October, 1978, and beginning with Week 10 of that campaign (November 5), Quillan




(Continued on next page)

## QUILLAN, Cont.

has started every game since (39 straight entering 1981). It hasn't been easy; he's had to improve and grow. For example, when he was a rookie, Quillan weighed 240 pounds (light for an NFL center). He has bulked up each year since ... 249 (1979), 254 (1980) and 260 (1981). He has gained experience and knowledge to the point "that he is probably the best athlete among the 49ers' starting offensive linemen," according to Offensive Line Coach Bobb McKittrick. "Fred has outstanding balance, good strength and ability and plays with a low center of gravity which enables him to have leverage on many of his blocks." Quillan is the long snapper for punts besides the regular short-snap center. He will be a key to the 49ers' use of the Shotgun attack this fall as well. "We've had him practicing it," says Coach-GM Bill Walsh, "because the big danger is a snap over the quarterback's head. Fred has been doing a good job with it."

**COLLEGE:** Quillan played several positions at Oregon and was named an All-Coast center as a junior. He played mostly at tackle during his senior season.

**PERSONAL:** Fred, who graduated from Central Catholic High School in Portland, Oregon, where he was a three-sport athlete, originally was recruited as a tight end by the Ducks. He is working on his degree at Oregon during the off-season and calls Portland home during that time. He was born in Portland. His NFL stats include 46 games played and a kickoff return for eight yards in 1978.



## Eason Ramson • 80

**TIGHT END • WASHINGTON STATE • 3RD YEAR**  
**HT: 6-2 • WT: 234 • BORN: 4-30-56 • (FA IN '79)**

**PRO:** Eason Ramson, who came to the 49ers late in 1979 and played in only two games for San Francisco that season, blossomed in '80. He could very well develop into one of the league's better tight ends and/or special teams players. "Eason was one of the most improved and most impressive performers on the team last year," praises 49ers' boss Bill Walsh. "An outstanding special teams player, he plays with great enthusiasm. He is a solid blocker and an excellent pass receiver." Ramson originally was selected by the Green Bay Packers in the 12th round of 1978. He was released by Green Bay in training camp and signed by St. Louis a week later (in '78). He caught 23 passes in 15 games (for 238 yards) with the Cardinals in 1978, but didn't make a catch with them in 1979 before being placed on injured reserve, and ultimately being released in September of that year. Eason signed with San Francisco in December of '79 and played in that season's final two games with no stats. He caught three or more passes in five different game for the 49ers in 1980. Playing in all 16 games last season (including three as a starter), Ramson also carried the ball twice for a minus-two yards.

**COLLEGE:** Ramson was a four-year player at Washington State, where he was on the receiving end for passer Jack Thompson (Cincinnati Bengals). His best pass-catching year was as a junior with 41 receptions. He originally was recruited to WSU as a fullback.

## RAMSON, Cont.

**PERSONAL:** Eason and his wife, Diana, have two sons—Eason L. (5-2-75) and Joshua (3-28-78). He works with a youth rehabilitation program in the Bay Area during the off season. The Ramsons make their home in Foster City. He was born in Sacramento and attended Christian Brothers High School there. Eason also has one NFL fumble recovery (1978) to his credit in addition to the following stats.

### RAMSON'S PRO STATISTICS

Year	G	Att.	Rushing				Receiving				
			Yds.	Avg.	Long	TD	No.	Yds.	Avg.	Long	TD
(St. Louis)											
1978 . . . . .	15	2	8	4.0	5	1	23	238	10.4	25	1
(San Francisco)											
1979 . . . . .	2	0	0	0.0	0	0	0	0	0.0	0	0
1980 . . . . .	16	2	-2	-1.0	4	0	21	179	8.5	22	2
CAREER . . . . .	33	4	6	1.5	5	1	44	417	9.5	25	3

## Archie Reese • 78

**DEFENSIVE TACKLE • CLEMSON • 4TH YEAR**  
**HT: 6-3 • WT: 262 • BORN: 2-4-56 • (D-5A IN '78)**



**PRO:** Archie Reese is the quintessential hard-working, spirited player in the NFL. "Archie always puts forth a tremendous effort," says Coach-GM Bill Walsh. "He is dedicated, spirited and a natural leader. He is a hard worker who plays with great determination." Archie is the defensive team captain and his teammates voted him the winner of the 1980 Len Eshmont Award (see page 129). "Hard work pays off," admits the former walk-on at Clemson. "When you work as hard as I have in life, you'll find that good things have to happen to you." And, they have. Archie originally was acquired by San Francisco as a fifth round draft choice in 1978. He earned his first start against Cincinnati in the fifth week of his rookie season as a defensive end. Reese, who has never missed a game as a 49er, finished his first season with 71 total tackles, six sacks (for 43 yards) and three fumble recoveries, among other stats. His best two statistical games in '78 were at Washington (4 tackles, 4 assists, and 2 sacks for minus-8 yards) and versus Los Angeles (6 tackles and 1 assist). He was a starter at defensive end for the Niners in '79, too, and totaled 53 stops, recorded one blocked PAT (against Atlanta), and had 4½ sacks for minus-33 yards. Last year, he and Jimmy Webb traded positions (Webb moved to defensive end and Reese was switched to defensive tackle/nose tackle in the 4-3 and 3-4 defenses, respectively) . . . and Archie seemed a little more at home. He finished with 90 total tackles, a fumble recovery and 4½ sacks for 20 yards in losses. He had 12 tackles against Tampa Bay, ten versus Atlanta, and seven solo stops at Dallas. Reese produced 2½ of his season total sacks against the New York Giants. He first saw action at nose tackle at Detroit and recorded six solo tackles, one assist, one pass defended and one sack for minus-seven yards in a great individual performance.

(Continued on next page)

## REESE, Cont.

**COLLEGE:** A defensive tackle at Clemson, Archie came from being a walk-on to leading his Tiger teammates to a Gator Bowl game with Pittsburgh in his senior season. As a senior, Reese was in on 107 tackles (81 solo, 26 assists), including 16 tackles for losses, and broke up three passes and recovered one fumble.

**PERSONAL:** He was born Archie Ronald Bernard Reese at Mayesville, South Carolina, and grew up there. He attended Mayesville High School, and was a combination tackle/punter-place kicker. A second cousin who played for the Tigers got Archie interested in Clemson and his mother talked him "into going to college and not enlisting in the U.S. Army." He returned to Clemson during the off-season to work on his degree. He is single and calls Mountain View, California, home.

### REESE'S PRO STATISTICS

Year	G	Tot.	Tackles		Sacks	Interceptions		
			Solo	Ast.		No./Yds.	Fum.	Rec.
1978	16	71	39	32	6/43	0/0		3
1979	16	53	36	17	4.5/33	0/0		0
1980	16	90	58	32	4.5/20	0/0		1
CAREER	48	214	133	81	15/96	0/0		4

**OTHER REESE STATS:** Passes Defensed—1978 (3), 1979 (3), 1980 (2), Career (8); Blocks—1978 (0), 1979 (1-PAT), 1980 (0), Career (1-PAT).



## Jack Reynolds • 64

**LINEBACKER • TENNESSEE • 12TH YEAR**  
**HT: 6-1 • WT: 232 • BORN: 11-22-47 • (FA IN '81)**

**PRO:** The 49ers acquired 33-year-old Pro Bowl linebacker Jack Reynolds as a free agent in late June. Reynolds, who has spent 11 years in the NFL with Los Angeles, the last eight as the starting middle linebacker for the Rams, was named to the Pro Bowl after the 1980 season, the second time he was voted that honor during his career (he also was named following the '76 season). Though the Rams replaced Reynolds in the lineup on most passing downs a year ago, still he led the team in solo and total tackles with 81 and 119, respectively. He also intercepted a pass and returned it eight yards, recovered two fumbles and forced a fumble. So why was he a free agent, cast loose by the Rams? Because his contract demands were not what the Rams wanted to pay Reynolds in '81, and the Los Angeles club also is ready to place young Carl Ekern into its starting lineup at middle linebacker. So where will Reynolds fit into the 49ers' scheme? "At inside linebacker in the 3-4," reports Coach-GM Bill Walsh, who signed Reynolds to a three-year pact that stipulates the rugged veteran still must make the 49ers' final 45-man squad each year. "We're hoping to switch to the 3-4 full-time this year," added Walsh, "and Jack can play in there with our other veterans, Dan Bunz, Scott Hilton and Terry Tautolo, and with second-year man Craig Puki. Or he'll be the middle linebacker if we have to return to the 4-3. Mostly, he'll give us leadership and experience in big games. He's played in plenty of those with the Rams."

**COLLEGE:** Reynolds was selected All-SEC at Tennessee and played in the 1970 College All-Star game. Los Angeles made him its 1B pick in the '70 draft. He

## REYNOLDS, Cont.

played all 16 games last year, the third consecutive season he started all 16 in the middle for the Rams. Jack was named All-NFC by *The Sporting News* and UPI following the '79 season, which oddly was the only year in the last six (except for an injury-filled '77 season) when he didn't lead the Rams in tackling.

**PERSONAL:** Nicknamed "Hacksaw" because he hacksawed his 1953 Chevy in half following a Tennessee loss to Mississippi, Jack was born in Cincinnati, where he attended Western Hills High School. He and his wife, Pat, have a home in Huntington Beach, California, and are building another home on San Salvador Island in The Bahamas.


### REYNOLDS' PRO STATISTICS

Year	G No./Yds.	Fum. Rec.	Year	G No./Yds.	Fum. Rec.
1970	14 0/0	0	1976	14 0/0	1
1971	4 0/0	0	1977	9 0/0	1
1972	14 0/0	0	1978	16 0/0	0
1973	14 2/52	2	1979	16 0/0	2
1974	14 0/0	1	1980	16 1/8	2
1975	14 1/15	2	CAREER	145 4/75	11

**OTHER REYNOLDS' STATS:** One of his fumble recoveries in 1979 was for a TD.

## Ray Rhodes • 26

**CORNERBACK • TULSA • 8TH YEAR**  
**HT: 5-11 • WT: 185 • BORN: 10-20-50 • (TRADE IN '80)**



**PRO:** Sometimes *The Best Defense Is A Good Offense*, or in the case of 49ers' Cornerback Ray Rhodes, *A Good Defender Was Once The Best On Offense!* Rhodes is, in fact, a converted wide receiver who once led the NFC in average-yardage-per-catch. Instead of catching them, his job now is to bat them down. Ray originally was a tenth round draft choice of the New York Giants in 1974. He was drafted by New York as a wide receiver and used as a receiver, at running back and as a punt return specialist. In 1975, he concentrated on pass catching only and led the NFC with a 20.7 average per reception. In '76, the Giants rushed him twice and threw to him 16 times before switching him to defensive back in 1977 (a position he has played since). San Francisco acquired Rhodes (along with Jimmy Robinson) in a trade with New York that sent Mike Hogan and Tony Dungy to the Big Apple prior to the 1980 season. He finished 1980 with 42 total tackles, four passes defended, one forced fumble, one fumble recovery, and one pass interception. "Ray is a smart veteran player and an inspiration to the other players on the roster," says Bill Walsh of his cornerback. "His experience is invaluable and he is a highly dedicated athlete. In 1981, he'll be like a coach on the field for our young defensive backfield. He's a very positive influence on the team." The majority of Ray's '80 stats came in the latter portion of the slate (after he became accustomed to the Niners' system and shook early season injuries). During those final six games of the year, he earned 29 of his total tackles (23 of 32 solo tackles), nabbed his one interception, recovered a fumble, and batted down a pass.

(Continued on next page)



## RHODES, Cont.

**COLLEGE:** Ray's pro career is sort of a replay of his collegiate days when he played two years of running back at Texas Christian before transferring to Tulsa where he was a wide receiver, kick returner, and defensive back. He also earned letters in track and field at Tulsa. Rhodes rushed for 786 yards and a 4.9 average for his best rushing season (sophomore year at TCU), and hauled in 43 passes for five scores from quarterback Drew Pearson (present Dallas wide receiver) at Tulsa.

**PERSONAL:** A native of Mexia, Texas, Ray and his wife, Carmen, have three daughters—Detra (11-4-69), Candra (5-23-76) and Tynesha (9-10-79)—and make their off-season home in Teaneck, New Jersey. Ray plays several musical instruments, including trumpet, trombone and french horn. His longest NFL interception return is 40 yards, but he once took a lateral from teammate Clyde Powers after an interception for the Giants and returned it 56 yards against Tampa Bay.

### RHODES' PRO STATISTICS

Year	G	No.	Receiving			Interceptions			Fum. Rec.
			Yds.	Avg.	Long	TD	No./Yds.		
(New York Giants)									
1974	.....	14	9	138	15.3	25	0	0/0	0
1975	.....	14	26	537	20.7	56	6	0/0	2
1976	.....	13	16	305	19.1	63t	1	0/0	1
1977	.....	14	0	0	0.0	0	0	2/59	2
1978	.....	13	0	0	0.0	0	0	3/74	0
1979	.....	15	0	0	0.0	0	0	0/0	2
(San Francisco)									
1980	.....	14	0	0	0.0	0	0	1/25	1
CAREER	.	97	51	980	19.2	63t	7	6/158	8

**OTHER RHODES STATS:** Passes Defensed—1980 (4); Kickoff Returns—1974 (1 for 27 yards); Punt Returns—1974 (10 for 124 yards); Rushing—1974 (1 for minus-6 yards, 1975 (3 for minus-4 yards), 1976 (2 for 10 yards), Career (6 for 0 yards); Blocks—1978 (1-FG).



## Freddie Solomon • 88

**WIDE RECEIVER • TAMPA • 7TH YEAR**  
**HT: 5-11 • WT: 188 • BORN: 1-11-53 • (TRADE IN '78)**

**PRO:** Forty Niners Coach-GM Bill Walsh feels that Freddie Solomon has grown up as a pro player. "Last year I said Freddie had his best season as a pro in 1979," relates Walsh. "Well, in 1980, he was even better. He should be a vital part of the 49ers' offense again in 1981 and probably for a number of years to come. I feel he has matured. He has not reached his full potential, but he has grown up as an NFL player." Over the past three seasons with the 49ers, Solomon has touched the ball on 240 plays (counting passing, receiving, rushing, punt returns, and kickoff returns), and he has accounted for 2,767 yards for an average gain of

11.5 yards each time he touches the ball. The majority of that yardage has come via punt returns (60 returns for 475 yards at San Francisco), where he is the current leader among active NFL punt returners, and pass receiving (136 catches for 1,923 yards with the Niners). Freddie originally was drafted 2-A by Miami (with a pick the Dolphins received in a trade with Green Bay for quarterback Jim Del Gaizo) in the 1975 NFL draft. He played three seasons in Miami (totaling 190 yards in 14 rushes, 973 yards on 61 catches, 810 yards via 71 punt returns, and 633 yards in 28 kickoff returns), before coming to San Francisco with Vern Roberson and two draft picks for Delvin Williams prior to the 1978 season. He was named All-NFC as a punt returner on *Pro-Football Weekly's* 1980 squad. Solomon became the first 49er in history to return two punts for touchdowns in a season last year.

**COLLEGE:** Solomon played quarterback at the University of Tampa for four years (1971-74), rushing for 39 touchdowns and passing for 11 during his career. He had 17 games with 100-or-more-yards rushing and his career totals were 3,299 yards on 557 carries and 2,504 yards on 188 completions in 436 attempts. He played in the College All-Star Game in 1975.

**PERSONAL:** Freddie once had an amazing 252-yard, three TD game against Buffalo (1976) when he scored on a 79-yard punt return, a 59-yard flanker reverse, and a 53-yard pass reception for the Miami Dolphins. Born in Sumter, South Carolina, he grew up and attended high school there, too. He and his wife, Delilah, make their off-season home in Tampa, Florida. He was named to the NFL All-Rookie Team at Miami in '75.

#### SOLOMON'S PRO STATISTICS

SELECTION OF STATISTICS												
Rushing							Receiving					
Year	G	Att.	Yds.	Avg.	Long	TD	No.	Yds.	Avg.	Long	TD	
(Miami)												
1975	.....	14	4	87	21.8	35	0	22	339	15.4	58t	2
1976	.....	10	4	60	15.0	59t	1	27	453	16.8	53t	2
1977	.....	13	6	43	7.2	17	0	12	181	15.0	54	1
(San Francisco)												
1978	.....	16	14	70	5.0	17	1	31	458	14.8	58t	2
1979	.....	15	6	85	14.2	56t	1	57	807	14.2	44t	7
1980	.....	16	8	56	7.0	11	0	48	658	13.7	93t	7
CAREER	. 84	42	401	9.6	59t	3	197	2896	14.7	93t	21	
Punt Returns							Kickoff Returns					
Year	G	Att.	Yds.	Avg.	Long	TD	No.	Yds.	Avg.	Long	TD	
(Miami)												
1975	.....	14	26	320	12.3	50t	1	17	348	20.5	31	0
1976	.....	10	13	205	15.8	79t	1	1	12	12.0	12	0
1977	.....	13	13	285	8.9	39	4	10	273	27.3	90t	1
(San Francisco)												
1978	.....	16	10	35	3.5	11	0	0	0	0.0	0	0
1979	.....	15	23	142	6.2	14	0	0	0	0.0	0	0
1980	.....	16	27	298	11.0	57t	2	4	61	15.3	32	0
CAREER	. 84	112	1285	11.5	79t	8	32	694	21.7	90t	1	

**OTHER SOLOMON STATS:** Passing—1975 (0), 1976 (0 for 1), 1977 (0), 1978 (5 for 10 for 85 yards and 1 interception), 1979 (1 for 1 for 12 yards), 1980 (0 for 1), Career (6 for 13 for 97 yards and 1 interception).



## Jim Stuckey • 79

**DEFENSIVE END • CLEMSON • 2ND YEAR**  
**HT: 6-4 • WT: 251 • BORN: 6-21-58 • (D-1B IN '80)**

**PRO:** The NFL can mature an athlete fast! Just ask Jim Stuckey. "When Dwaine Board was lost for the season, I was thrust into a role that I had hoped to gradually come into," says the 23-year-old. "I *had* to perform, and I know I did the best I could under the circumstances. I had to grow up fast, get on the ball, set my priorities, and realize that I had a contribution to make to this team." Ignoring an ankle injury and a hip pointer (that hampered him through most of the season) and the pressures that go with an initial NFL campaign, Stuckey played well enough in 1980 to lead the team in quarterback sacks (with 8½) and earn NFL All-Rookie Honors. Stuckey was the 49ers' 1B choice (20th pick overall) in the '80 NFL draft. He finished '80 with 48 total tackles and two deflected passes. Jim became a starter in Game 4 (starting nine of the 16 games he played in), fought off the aforementioned injuries and started the final eight games of the season. He had five total tackles in five different games, including five solo stops versus New Orleans in Game 14. "Jim met all expectations as a rookie defensive end," says his coach, Bill Walsh. "He played through nagging injuries early and made great progress at the end of the season."

**COLLEGE:** Stuckey was a two-year All-America at Clemson and one of 12 finalists for the Lombardi Trophy. He was All-Atlantic Coast Conference three straight seasons. In four seasons with the Tigers (he became a starter in the eighth game of his freshman year), he piled up 267 tackles, including 146 unassisted stops and 121 assists. He had 28 tackles for losses, battled down four passes, recovered a fumble and intercepted a pass. He played in the Senior and Hula Bowls.

**PERSONAL:** A bachelor, Stuckey was born in Columbia, South Carolina, and grew up in Cayce, South Carolina. He attended Airport High in Cayce and makes his off-season home there. He returned to Clemson during the off-season to finish his degree requirements.

### STUCKEY'S PRO STATISTICS

Year	G	Tackles			Sacks		Interceptions	
		Tot.	Solo	Ass.	No./Yds.	No./Yds.	Fum.	Rec.
1980	16	48	29	19	8.5/49.5	0/0	0	

**OTHER STUCKEY STATS:** Passes Defensed—1980 (2); Blocks—1980 (0).



## Terry Tautolo • 50

**LINEBACKER • UCLA • 6TH YEAR**  
**HT: 6-2 • WT: 235 • BORN: 8-30-54 • (FA IN '80)**

**PRO:** From an "unemployed" free agent to a starter in the NFL is the manner in which Terry Tautolo spent his 1980 fall. He was signed on Saturday, September 20, and was in uniform when the 49ers took the field against the New York

## TAUTOLO, Cont.

Jets in Shea Stadium the next day. Before the '80 campaign came to an end, Terry was a starter, getting the call in four of the final six games. Originally drafted in the 13th round by Philadelphia in 1976, Tautolo played in 59 games for the Eagles over four years. He was traded to Chicago in the pre-season of 1980 and released by the Bears prior to the start of the regular season. He was at home in Long Beach, California, when the 49ers contacted him. Terry finished 1980 with 76 total tackles. In his final campaign at Philadelphia, Terry started eight games at inside linebacker in place of injured Bill Bergey and was credited with 37 solo tackles, 22 assists and a fumble recovery. He also captained the Eagles' special teams that year. His 40 speed is 4.8.

**COLLEGE:** A transfer from Long Beach City College, Terry played for Dick Vermeil (Philadelphia Eagles) at UCLA. He played for the 1976 Rose Bowl Championship team and led that year's Bruins squad with 117 tackles. He had a season high of 15 tackles against USC. He majored in kinesiology at UCLA.

**PERSONAL:** Tautolo (pronounced: Ta-TOE-low) was born in Corona, California, and is of Samoan decent. He is the cousin of Manu Tuiasiasopo (Seattle Seahawks), Frank Manumaleuga (Kansas City Chiefs), Jack Thompson (Cincinnati Bengals), Wilson Fautuina (Atlanta Falcons), and Mosi Tatupu (New England Patriots). He calls Long Beach, California, his home and attended R.A. Millikan High School there. In addition to the following stats, Terry also returned three kicks 45 yards in 1978 for the Eagles.

### TAUTOLO'S PRO STATISTICS

Year	G	Tackles			Sacks No./Yds.	Interceptions	
		Tot.	Solo	Ast.		No./Yds.	Fum. Rec.
(Philadelphia)							
1976	13	29	15	14	0/0	0/0	0
1977	14	28	16	12	0/0	0/0	0
1978	16	20	12	8	0/0	0/0	0
1979	16	59	27	32	0/0	0/0	1
(San Francisco)							
1980	16	76	54	22	1/8	1/0	2
CAREER	75	212	124	88	1/8	1/0	3

**OTHER TAUTOLO STATS:** Passes Defensed—1980 (3); Blocks—Career (0).

## Keena Turner • 58

**LINEBACKER • PURDUE • 2ND YEAR**  
**HT: 6-2 • WT: 219 • BORN: 10-22-58 • (D-2 IN '80)**

**PRO:** "Keena Turner probably has more potential than anyone on the team ... at any position ... offense or defense," praises Coach-GM Bill Walsh. "He is capable of being a top NFL linebacker, without a doubt." Keena came to the 49ers in 1980 as the team's No. 3 draft choice (second round), and exhibited great potential from the start. He played in all 16 games as a rookie and started four



(Continued on next page)

## TURNER, Cont.

times (after an injury sidelined veteran Willie Harper). "Turner plays very comparable football to Harper," explains Walsh. "Some would even say superior football." High praise, indeed, for a mere rookie. Keena finished the slate with 48 total tackles (22 coming in the final four games of the season—his four starts) and two interceptions for 15 yards in returns. His top two games statistically were against New Orleans (6 tackles, 2 assists) and in his first start against New England (3 tackles, 3 assists, 1 game-clinching interception for 4 yards). Norb Hecker, 49ers' linebackers coach, evaluated Turner's rookie season by saying: "Keena is an excellent special teams player and was a valuable back-up player behind Harper in 1980. He had a groin pull during the first of the season that slowed him, but once healthy, he learned from his experience and playing time, and really developed."

**COLLEGE:** Turner was a two-time All-America and an All-Big Ten pick as tri-captain for Purdue. Boilermaker MVP as a junior, his senior stats included 11 tackles against UCLA, ten tackles, two QB sacks and two forced fumbles versus Ohio State, and 11 tackles against Illinois. He had 57 tackles for losses totaling 345 yards during his three years as a starter. Keena played in the Japan Bowl and the Hula Bowl following his career. He played defensive end in college.

**PERSONAL:** Keena is a product of Chicago's Vocational High School (CVS)—the same school that produced Dick Butkus (Chicago Bears) for the football world. About his unique first name, Keena, he explains: "My mother claims it's an Indian name she heard once and just liked." He was born in Chicago.

### TURNER'S PRO STATISTICS

Year	G	Tackles			Sacks No./Yds.	Interceptions	
		Tot.	Solo	Asst.		No./Yds.	Fum. Rec.
1980	.....	16	48	36	12	0/0	2/15 0

**OTHER TURNER STATS:** Passes Defensed—1980 (2); Blocks—1980 (0).



## Jimmy Webb • 74

**DEFENSIVE END • MISSISSIPPI STATE • 7TH YEAR**  
**HT: 6-5 • WT: 245 • BORN: 4-13-52 • (D-1 IN '75)**

**PRO:** Jimmy Webb is the type of player that every team needs, "a veteran player and an inspirational leader," according to 49ers' mentor Bill Walsh. Webb, who was the Niners' No. 1 pick in 1975, has played every position in the defensive line since coming to San Francisco from Mississippi State as a defensive end/defensive tackle seven years ago. "He is the most intelligent defensive lineman on the squad," says Defensive Line Coach Bill McPherson, "a very competitive player, and most coachable..." Webb, who switched to defensive end with the Niners in 1980 (after five years of defensive tackle play), recorded 40 total tackles last year, along with four and one-half sacks for minus-38 yards. His first start as a 49er came in Game 11 of '75, his rookie season, at Philadelphia. Jimmy has played in 90 consecutive regular season games and, until breaking his hand at mid-season

## WEBB, Cont.

in '80, had started 73 straight times (he still played in all 16 games in '80). Among his career highlights are games against the New York Giants (2 solo stops, 4 assists, and 3 sacks for 34 yards) in 1976, the Rams (7 unassisted tackles) at Los Angeles in 1978, and against Atlanta (4 total tackles, a sack for 11 yards, and a blocked PAT) in 1979.

**COLLEGE:** Webb played both end and tackle on defense for Mississippi State, earning All-Southern Conference and All-America honors as a senior. He played in the Senior Bowl and the College All-Star game to finish up his Bulldog career.

**PERSONAL:** Jimmy was born in Jackson, Mississippi, and grew up in Florence, Mississippi. He attended Florence High School. He and his wife, Cindy, have twin sons—Joshua and Micah (11-6-77). The Webbs call Starkville, Mississippi, home in the off-season, and Jimmy is working on his D.V.M. (doctor of veterinary medicine).

### WEBB'S PRO STATISTICS

Year	G	Tackles			Sacks No./Yds.	Interceptions	
		Tot.	Solo	Ast.		No./Yds.	Fum. Rec.
1975	14	16	7	9	4/28	0/0	2
1976	14	52	27	25	6.5/67.5	0/0	1
1977	14	47	30	17	1.5/7	0/0	1
1978	16	67	47	20	5/32	0/0	1
1979	16	64	34	30	3.5/24	0/0	0
1980	16	40	26	14	4.5/38	0/0	0
CAREER	90	286	171	115	25/196.5	0/0	5

**OTHER WEBB STATS:** Passes Defensed—1975 (1), 1976 (1), 1977 (0), 1978 (0), 1979 (1), 1980 (2), Career, (5); Blocks—1975 (0), 1976 (0), 1977 (0), 1978 (1 FG), 1979 (1PAT), 1980 (0), Career (1 FG and 1 PAT).

## Ray Wersching • 14

PLACE KICKER • CALIFORNIA • 9TH YEAR  
HT: 5-11 • WT: 210 • BORN: 8-21-50 • (FA IN '77)

**PRO:** Many players have held the title from time to time with different teams, but for now at least Place Kicker Ray Wersching has a good claim on the moniker of "Mr. Clutch" of the 49ers. It was his instep that finally gave San Francisco the historical 38-35 overtime win against New Orleans Dec. 7, 1980 (it goes down in NFL history as the "biggest comeback win" ever—San Francisco was down 28 points and came back to win the game) and made him the only NFL player to kick overtime field goals for wins in two games against the same team (he beat the Saints in the Superdome in 1977 in a similar fashion). Ray rated tops in the NFC (for the second straight year) and No. 2 in the NFL in field goal accuracy in '80 (15 of 19 with no misses inside 30 yards), and he totaled a club high 78 points last season (to pace the Niners for the third consecutive year). "He has tremendous poise and is capable

(Continued on next page)



## WERSCHING, Cont.


of winning many games for us due to his poise and accuracy," claims Coach-GM Bill Walsh. "Mr. Clutch's" reply is simply: "I learned that whatever else happens, I don't have to put pressure on myself. I know what I'm supposed to do, I keep myself ready, and I go out there and try to do it, but I don't make it any more dramatic than that." Originally, Ray was signed as a free agent by Atlanta in 1971 and released that same season. He was signed as a free agent by San Diego in 1973 (released and re-signed by the Chargers in 1976) and released by San Diego in 1977. San Francisco signed him as a free agent with ten games left in '77. Wersching thus found a permanent NFL home in the Bay Area. In his 109 NFL games over the last eight seasons, Wersching has connected on 92 of 151 field goal attempts and on 159 of 174 PAT tries. He has sidewinded to 435 career points. He kicked a 50-yard field goal in his first appearance as a 49er in 1977.

**COLLEGE:** Ray attended Cerritos JC and the University of California and had outstanding careers at both schools.

**PERSONAL:** He was born Raimund Wersching in Mondsee, Austria, and graduated with a B.S. degree in accounting from Cal. He grew up in California and attended Earl Warren High School in Downey, California. He works as a CPA for Price Waterhouse Company in San Diego during the off-season. He and his wife, Diane, make their home in nearby Leucadia, California.

### WERSCHING'S PRO STATISTICS

Year	G	PAT	Scoring		
			FG	LONG	PTS
(San Diego)					
1973	..... 14	13-15	11-25	39	46
1974	..... 14	0-0	5-11	42	15
1975	..... 14	20-21	12-24	45	56
1976	..... 9	14-16	4-8	45	26
(San Francisco)					
1977	..... 10	23-23	10-17	50	53
1978	..... 16	24-25	15-23	48	69
1979	..... 16	32-35	20-24	50	92
1980	..... 16	33-39	15-19	47	78
CAREER	. 109	159-174	92-151	50	435



## Jerry Wilkinson • 66

**DEFENSIVE END • OREGON STATE • 3RD YEAR**  
**HT: 6-9 • WT: 260 • BORN: 2-27-56 • (FA during '80)**

**PRO:** Jerry Wilkinson has a chance to be a big surprise on the 1981 49ers. The San Francisco Bay Area product from San Mateo High School was vying for a spot on the final roster as both a defensive end, his normal position, and defensive tackle as training camp opened this year. At 6-9, the tallest 49er in history along with former tackle Bob St. Clair, and 260 pounds—with the capacity to

## WILKINSON, Cont.

add more bulk to his tall frame—Wilkinson, it is believed, can be an effective inside pass rusher at tackle. "He has a chance at that spot," says Defensive Line Coach Bill McPherson. "Really, he's a pretty good defensive end too, but we need him to show us he can play at tackle." Wilkinson spent his first NFL season backing up Pro Bowler Jack Youngblood at defensive end for the Rams, appearing in all 16 games in 1979 after being a fourth round draft choice from Oregon State that year (he had three tackles and a QB sack). He was waived during pre-season last year, claimed by the Browns, then waived again after eight games with Cleveland. He joined the 49ers for the final six games of '80, but played sparingly, notching only one tackle for the season in San Francisco. "This is my home, it's a big opportunity for me," said Wilkinson.

**COLLEGE:** Wilkinson was a three-year letterman at Oregon State and was named All-Coast by UPI his senior season. He also played in the East-West Shrine game at Stanford that year and the Challenge Bowl. His degree from OSU is in speech communications.

**PERSONAL:** Originally a high school basketball star, Jerry did not play football as a schoolboy until his senior year. He also lettered in track and field at San Mateo High, a town that nearly reaches the shadows of San Francisco's Candlestick Park. Jerry and his wife, Brenda, make their year-round home in Corvallis, Oregon. He also is active in gymnastics and writes poetry as a hobby.

## Herb Williams • 23

**SAFETY • SOUTHERN • 2ND YEAR**  
**HT: 6-0 • WT: 198 • BORN: 8-30-58 • (D-6 FOR '80)**

**PRO:** Herb Williams appeared in nine games for the 49ers in 1980 after coming off the injured reserve list (shoulder injury) during the season's seventh week. He saw action in the secondary in just one game, but made the most of it by racking up five tackles and defending a pass (after replacing an injured Ricky Churchman in the next-to-last game at Atlanta). "Herb is a hitter and he has good size to play safety in the NFL," says Bill Walsh. "He's raw, and his lack of experience last year kept him from gaining much playing time. He'll be in a lot of competition to make this year's team, but he has an above average chance." Defensive Backs Coach George Seifert says Williams has "positive characteristics from which to build" and ticks them off ... "good size, strength and excellent straight-ahead speed." Williams played very well on special teams for the Niners a year ago, especially in punt and kickoff coverage.

**COLLEGE:** Williams led his small college team, Southern University of Baton Rouge, Louisiana, in tackles as a junior and senior. He had 44 tackles as a junior and 47 as a senior. He also had the highest academic average on Southern's team in 1979 (3.5 in physical education). He captained the Southern secondary in '79 that



(Continued on next page)



## WILLIAMS, Cont.

led all NCAA Division 1-AA teams in pass defense. He also played in the Black College All-Star Game that fall.

**PERSONAL:** A native of Louisiana, where he returned during the off-season, Williams attended McKinley High School in Baton Rouge. He was born in Lafayette, Louisiana. A bachelor, he was one of two members of the 1979 Southern team drafted by the 49ers last year. The other was defensive tackle Ken Times, who was waived early in the regular season a year ago.



### Don Woods • 47

**RUNNING BACK • NEW MEXICO • 8TH YEAR**  
**HT: 6-2 • WT: 204 • BORN: 2-17-51 • (FA during '80)**

**PRO:** Six weeks into the 1980 regular season, the 49ers acquired running back Don Woods as a free agent. Waived by his long-time team, the San Diego Chargers, during training camp last summer, Woods appeared to be out of football for good. But the classy veteran responded when Bill Walsh called for help following the season-ending knee injury to Paul Hofer in Week 6 last year. Walsh and Woods had worked together in 1976 when the former was the Chargers' offensive coordinator and Woods was San Diego's star halfback, although Woods' rushing production that year fell to 450 yards because of injuries. Woods rushed for 1,162 yards his rookie year in San Diego in 1974, at that time the most rushing yardage ever by a rookie, and was named NFL Rookie-of-the-Year. Last year, in ten games with the 49ers (five as a starter), he rushed 50 times for 229 yards (a 4.6 average) and caught 20 passes for 171 yards (8.6 average). Don missed the final game of the year against Buffalo with fractured ribs. "Don can play halfback or fullback and contributed a lot to us last year, both with his play and attitude," related Walsh. "He's never come completely back from a serious knee injury several years ago, but he can do some things to help a team, as he did for us last season."

**COLLEGE:** Woods played quarterback at New Mexico Highlands, setting an NAIA record for total yards in 1972 with 2,206. After Highlands dropped football, he enrolled at New Mexico and rushed for 971 yards in 1973 and added 869 yards passing that year.

**PERSONAL:** Born Donald Ray Woods in Denton, Texas, he and his wife, Linda, have two children, Donald, Jr. (8/12/77) and Tatasha (2/17/75, same birthday as Don). They live in San Diego throughout the year. Prior to his great rookie season, Don was selected by Green Bay in the sixth round of the NFL draft that spring, then placed on waivers during training camp. The Chargers claimed Woods, and because of injuries, he moved into their starting lineup to win the league's top rookie honor.

#### WOODS' PRO STATISTICS

Year (San Diego)	G	Att.	Rushing				Receiving					
			Yds.	Avg.	Long	TD	No.	Yds.	Avg.	Long	TD	
1974	.....	12	227	1162	5.1	56t	7	26	349	13.4	75t	3


## WOODS, Cont.

1975	.....	5	87	317	3.6	17	2	13	101	7.8	17	0
1976	.....	11	126	450	3.6	24	3	34	224	6.6	34	1
1977	.....	14	118	405	3.4	29t	1	18	218	12.1	78	1
1978	.....	16	151	514	3.4	27	3	34	295	8.7	29	0
1979	.....	15	0	0	0.0	0	0	0	0	0.0	0	0
(San Francisco)												
1980	.....	10	50	229	4.6	23	0	20	171	8.6	23	0
CAREER	..	83	759	3077	4.1	56t	16	145	1358	9.4	78	5

**OTHER WOODS STATS:** Passing—Career (2 for 6 for 39 yards, 1 interception); Kickoff Returns—Career (6 for 135 yards).

## Charle Young • 86

**TIGHT END • USC • 9TH YEAR**  
**HT: 6-4 • WT: 234 • BORN: 2-5-51 • (TRADE IN '80)**



**PRO:** Veteran tight end Charle Young was rejuvenated by the 49ers in 1980 as the former NFL Rookie-of-the-Year (1973 with the Eagles) started 15 of 16 games and caught 29 passes for 325 yards (an average of 11.2 per reception) and two touchdowns. But what about leaving the Rams, for whom he played from 1977 through '79, a team that went to the Super Bowl his final season there, for the rebuilding 49ers? At age 29? "Actually, it was the best thing for me," explains Young, who never was a starter in Los Angeles after catching 197 passes (including 63 in 1974) in four seasons with Philadelphia. "Those Rams' years were three of the most productive of my life." Only Charle Young could say something so seemingly illogical, and have it make sense. He explains, "I learned patience, to persevere, to cope and deal with problems. When a man can deal with the situation I was in with the Rams, it tells something about that man's character. Besides, playing so little for them probably added three years to my career." A consensus All-America at USC where he was considered by many to be the greatest tight end in collegiate history, Young added a dozen TD receptions to his Philly pro totals, then tailed off to just 36 receptions, three for touchdowns, during his Rams' stint, where he was a back-up to starter Terry Nelson. Young's 49er efforts a year ago were not lost on Bill Walsh: "He made a real contribution to the team, and will make an even larger contribution in the future. Charle is dedicated and has the leadership qualities you need from veteran players." Originally drafted No. 1 by the Eagles in 1973, Young was traded by Philadelphia to Los Angeles in 1977. The 49ers acquired him through a trade in '80 with the Rams for a 1983 draft choice.

**COLLEGE:** In addition to his consensus All-America honors his senior year at USC in 1972, Young helped lead the Trojans to the national championship that fall. He is the top pass-catching tight end in Southern Cal history. At the conclusion of his career, Charle played in the Hula Bowl, Coaches All-America game and the 1973 College All-Star game against the World Champion Miami Dolphins.

(Continued on next page)

## YOUNG, Cont.

**PERSONAL:** A product of Edison High School in Fresno, California, Young is an ordained minister who is ultra-active in youth and charity work. He and his wife, Colleen, reside with son Charles II (12/24/75) and daughter Candace Euphrates (1/9/79) in Belmont, California. Young was traded to the Rams March 10, 1977, for quarterback Ron Jaworski in a deal that saw both teams trade their compensation rights for the two players, who both were unsigned free agents at the time. Young's full name is Charles Edward Young but he prefers to drop the letter "s" from Charles. He was All-Pro in '74 and '75. Charle was born in Fresno.

### YOUNG'S PRO STATISTICS

Year	G	Att.	Rushing				Receiving					
			Yds.	Avg.	Long	TD	No.	Yds.	Avg.	Long	TD	
(Philadelphia)												
1973	.....	14	4	24	6.0	17t	1	55	854	15.5	80t	6
1974	.....	14	6	38	6.3	14	0	63	696	11.0	29	3
1975	.....	14	2	1	0.5	3	0	49	659	13.4	47	3
1976	.....	14	1	6	6.0	6	0	30	374	12.5	29	0
(Los Angeles)												
1977	.....	14	0	0	0.0	0	0	5	35	7.0	17	1
1978	.....	16	2	6	3.0	5	0	18	213	11.8	19	0
1979	.....	15	0	0	0.0	0	0	13	144	11.1	23	2
(San Francisco)												
1980	.....	16	0	0	0.0	0	0	29	325	11.1	41	2
CAREER	..	117	15	75	5.0	17t	1	262	3300	12.6	80t	17



# San Francisco Forty Niners

## Veteran Roster

NO.	NAME	POS.	HT.	WT.	NFL EXP.	BIRTHDATE	COLLEGE
68	Ayers, John	G	6-5	255	5	4/14/53	West Texas State
77	Barrett, Jean	T	6-6	250	8	5/24/51	Tulsa
	Biedermann, Leo	T	6-8	265	2	10/19/55	California
76	Board, Dwaine	DE	6-5	245	3	11/29/56	North Carolina A&T
	Broom, Carl	LB	6-1	226	1	7/3/56	N.W. Louisiana
72	Bungarda, Ken	T	6-6	270	2	1/25/57	Missouri
57	Bunz, Dan	LB	6-4	225	4	10/7/55	Cal State Long Beach
	Choma, John	G-C	6-6	261	1	2/9/55	Virginia
33	Churchman, Ricky	S	6-1	193	2	3/14/58	Texas
87	Clark, Dwight	WR	6-3	205	3	1/8/57	Clemson
	Cole, Kevin	RB	6-0	190	1	1/27/56	San Jose State
49	Cooper, Earl	FB	6-2	227	2	9/17/57	Rice
51	Cross, Randy	G	6-3	255	6	4/25/54	UCLA
17	DeBerg, Steve	QB	6-2	205	5	1/19/54	San Jose State
	DeBernardi, Fred	P-PK	6-5	230	2	3/2/49	Texas-El Paso
62	Downing, Walt	C-G	6-3	254	4	6/11/56	Michigan
35	Elliott, Lenvil	RB	6-0	210	9	9/2/51	N.E. Missouri
71	Fahnhorst, Keith	T	6-6	263	8	2/6/52	Minnesota
38	Ferrell, Bob	FB	6-0	219	6	11/13/52	UCLA
48	Francis, Phil	FB	6-1	215	3	1/10/57	Stanford
	Gaines, Spider	WR	6-3	190	1	4/14/57	Washington
82	Gilbert, Lewis	TE	6-4	225	3	5/24/56	Florida
59	Harper, Willie	LB	6-2	215	8	7/30/50	Nebraska
	Haslip, Wilbert	RB	5-11	215	2	12/8/56	Hawaii
22	Hicks, Dwight	S	6-1	189	3	4/5/56	Michigan
55	Hilton, Scott	LB	6-4	230	3	5/28/54	No college
36	Hofer, Paul	RB	6-0	195	6	5/13/52	Mississippi
19	Huff, Gary	QB	6-1	200	8	4/27/51	Florida State
44	Johnson, Charles	CB	5-10	180	3	5/5/56	Grambling
52	Leopold, Bobby	LB	6-1	215	2	10/18/57	Notre Dame
	Martin, Saladin	DB	6-1	180	1	1/17/56	San Diego State
	McCall, Ron	WR	6-2	197	1	8/16/58	Arkansas-Pine Bluff
3	Miller, Jim	P	5-11	183	2	7/5/57	Mississippi
16	Montana, Joe	QB	6-2	200	3	6/11/56	Notre Dame
	Mucker, Larry	WR	5-11	180	5	12/15/54	Arizona State
67	Nicholson, Jim	T	6-6	275	7	2/28/49	Michigan State
89	Owens, James	WR	5-11	188	3	7/5/55	UCLA
	Parham, Gus	DT	6-6	260	1	9/19/55	San Jose State
42	Patton, Ricky	RB	5-11	192	4	4/6/54	Jackson State
65	Pillers, Lawrence	DE	6-3	260	6	11/4/52	Alcorn A&M
54	Puki, Craig	LB	6-1	231	2	1/18/57	Tennessee
56	Quillan, Fred	C	6-5	260	4	1/27/56	Oregon
80	Ramson, Eason	TE	6-2	234	3	4/30/56	Washington State
78	Reese, Archie	DT	6-3	262	4	2/4/56	Clemson
64	Reynolds, Jack	LB	6-1	232	12	11/22/47	Tennessee
26	Rhodes, Ray	CB	5-11	185	8	10/20/50	Tulsa
41	Ring, Bill	RB	5-10	215	1	12/13/56	Brigham Young
88	Solomon, Freddie	WR	5-11	188	7	1/11/53	Tampa
	Stone, Charles	G	6-2	255	1	2/4/58	No. Carolina State

79	Stuckey, Jim	DE	6-4	251	2	6/21/58	Clemson
50	Tautolo, Terry	LB	6-2	235	6	8/30/54	UCLA
58	Turner, Keena	LB	6-2	219	2	10/22/58	Purdue
90	Visger, George	DT	6-4	250	2	9/26/58	Colorado
	Washington, Harry	WR	6-0	180	3	7/30/56	Colorado State
74	Webb, Jimmy	DE	6-5	245	7	4/13/52	Mississippi State
14	Wersching, Ray	PK	5-11	210	9	8/21/50	California
	Whitley, Eddy	TE	6-3	230	1	2/12/58	Kansas State
66	Wilkinson, Jerry	DE	6-9	260	3	2/27/56	Oregon State
23	Williams, Herb	CB	6-0	198	2	8/30/58	Southern
47	Woods, Don	RB	6-2	204	8	2/17/51	New Mexico
86	Young, Charle	TE	6-4	234	9	2/5/51	USC

## Rookie Roster

NAME	POS.	HT.	WT.	BIRTHDATE	COLLEGE	HOW ACQ.
Adams, Joe	QB	6-3	185	5/4/58	Tennessee State	D12B
Akers, Art	LB	6-2	223	5/14/59	UCLA	FA
Barker, Larry	LB	5-11	215	8/3/58	Idaho	FA
Belluomini, Paul	C	6-0	225	3/31/57	UC Davis	FA
Bouza, Matt	WR	6-2	205	4/8/58	California	FA
DeBose, Ron	TE	6-5	229	10/13/58	UCLA	D11
Drake, Don	DT	6-2	234	9/20/59	Cal Poly-Pomona	FA
Easley, Walt	FB	6-2	238	9/8/57	W. Virginia	FA
Gervais, Rick	DB	5-11	190	11/4/59	Stanford	FA
Graffis, Kevin	T	6-6	265	11/1/55	Washington State	FA
Harty, John	DT	6-4	253	12/17/58	Iowa	D2A
Herring, Eric	WR	6-1	180	9/19/58	Houston	FA
Jensen, Bill	T	6-4	260	2/17/58	Arizona	FA
Jones, Arrington	FB	6-0	230	12/16/59	Winston-Salem	D5B
Jones, Ray	RB	5-9	180	5/3/58	Pittsburgh	FA
Judie, Ed	LB	6-2	231	7/6/59	No. Arizona	FA
Kugler, Pete	DT	6-4	255	8/9/59	Penn State	D6
Looney, Jim	LB	6-0	225	8/18/57	Purdue	FA
Lott, Ronnie	DB	6-0	199	5/8/59	USC	D1
Marshall, Dupre	DT	6-3	250	12/2/58	California	FA
Mitchell, Alan	WR	6-1	185	6/8/59	Michigan	FA
Morris, Rod	DT	6-3	242	6/8/52	Youngstown State	FA
Nettling, Bill	TE	6-3	230	1/21/59	Arizona	FA
Ogilvie, Major	RB	5-11	202	12/12/58	Alabama	D12A
Sadler, Kevin	G	6-4	260	3/18/59	Missouri	FA
Stauch, Scott	RB	5-11	204	1/3/59	UCLA	FA
Thomas, Lynn	DB	5-11	181	7/9/59	Pittsburgh	D5A
White, Garry	RB	5-11	201	11/5/58	Minnesota	D8
Williams, Henry	WR	5-11	176	5/16/58	Cal State Long Beach	FA
Williamson, Carlton	DB	6-0	204	6/12/58	Pittsburgh	D3
Wright, Eric	DB	6-1	180	4/18/59	Missouri	D2B

# How The 1980 49ers Were Built

Year	Drafted	Free Agents	Trades
1972	Jean Barrett (2B)		
1973	Willie Harper (2)		
1974	Keith Fahnhorst (2A)		
1975	Jimmy Webb (1)		
1976	Randy Cross (2A) John Ayers (8) Paul Hofer (11)	Bobby Ferrell	
1977		Steve DeBerg (D10/'77 Dallas) Ray Werschling (FA/'73 San Diego) Ron Singleton (D4B/'76 San Diego)	
1978	Dan Bunz (1B) Walt Downing (2) Archie Reese (5A) Fred Quillan (7)		1. Freddie Solomon (D2A/'75 Miami)
1979	James Owens (2) Joe Montana (3) Phil Francis (7) Dwight Clark (10A)	Dwaine Board (D5/'79 Pittsburgh) Lenvil Elliott (D10/'73 Cincinnati) Dwight Hicks (D6A/'78 Detroit Philadelphia) Scott Hilton (FA/'78) Charles Johnson (D4B/'79 Atlanta) Eason Ramson (D12/'78 Green Bay) Ted Vincent (D3A/'78 Cincinnati) Gerard Williams (FA/'76 Washington)	2. Charles Cornelius (FA/'77 Miami)
1980	Earl Cooper (1A) Jim Stuckey (1B) Keena Turner (2) Jim Miller (3A) Craig Puki (3B) Ricky Churchman (4A) Herb Williams (6) Bobby Leopold (8)	Ken Bungarda (D11/'79 Cincinnati) Lewis Gilbert (FA/'78 Detroit) Gary Huff (D2/'73 Chicago) Ricky Patton (D10/'78 Atlanta) Lawrence Piller (D11/'76 N.Y. Jets) Terry Tautolo (D13/'76 Philadelphia) George Visger (D6A/'80 N.Y. Jets) Jerry Wilkinson (D4/'79 Los Angeles) Don Woods (D6/'74 Green Bay)	3. Ray Rhodes (D10/'74 N.Y. Giants) 4. Jimmy Robinson (D15/'75 Atlanta) 5. Charle Young (D1/'73 Philadelphia)

1. From Miami with Vern Roberson and two draft choices for Delvin Williams prior to season.
2. From Miami for 11th round draft choice in 1980.
3. From New York Giants with Jimmy Robinson for Mike Hogan and Tony Dungy prior to season.
4. From New York Giants with Ray Rhodes for Mike Hogan and Tony Dungy prior to season.
5. From Los Angeles for 5th round draft choice in 1983.

## Other 49ers With Pro Experience

**LEO BIEDERMANN**, a 6-8, 265-pound offensive tackle, played the 1978 season with the Cleveland Browns, then was in Cleveland's final pre-season cut in 1979. He was in Philadelphia's camp a year ago and was in the final cut there. Biedermann is from nearby Daly City, California, attended Diablo Valley Junior College in the Bay Area, and the University of California. He was the Browns' No. 12 draft choice in '78.

**JOHN CHOMA**, an offensive line candidate at tackle, guard and center, was the San Diego Chargers' No. 5 draft choice in 1978, and he spent time in Chargers' training camp in both '78 and '79. He also had a training camp look with the Chiefs in 1980. A 6-6, 261-pounder who is most experienced at guard, Choma is from Parma, Ohio, and attended the University of Virginia.

**KEVIN COLE**, a running back from San Jose State, played for the British Columbia Lions in the CFL for a short time last fall after going to training camp with the Philadelphia Eagles. The 6-foot, 190-pound running back is a Michigan product who went to Harbor JC before enrolling at San Jose State, where his senior year of football was 1979.

**FRED DeBERNARDI**, a former defensive end with the Kansas City Chiefs in the mid-'70s, was invited to the 49ers' training camp this summer as a punter-place kicker. He punted in the Minor League Football All-Star East-West game last year in New Orleans after playing for the Baltimore Eagles in the Atlantic Conference in '80. DeBernardi, 6-5, 230, attended Texas-El Paso where he was the NCAA shot put and discus national champion in 1973. He hails from Santa Monica, California.

**ROBERT GAINES**, who is known by his nickname, "Spider", has been invited to training camp as a wide receiver-kick returner candidate. The rangy 6-3, 190 pounder is from the University of Washington, where he was a world class hurdler in track and field. A product of Kennedy High in Richmond, California, Gaines was drafted in the sixth round by the Chiefs in 1979 but missed that season on injured reserve because of a non-football related knee injury.

**WILBERT HASLIP**, a 5-11, 215-pound fullback, is making his fourth NFL attempt to stick after being in camp with the Chargers in 1979 and the Chiefs in both '79 and '80. He attended the University of Hawaii after graduating from Santa Ana High School in Santa Ana, California.

**SALADIN MARTIN**, a speedster from San Diego State, was in the New York Jets pre-season camp last summer. The 6-1, 180 pounder attended Lincoln High in San Diego, then went to San Diego City College before transferring to San Diego State for his final two years.

**RON McCALL**, a 6-2, 197-pound wide receiver from the University of Arkansas at Pine Bluff, is related to tight end Reese McCall of the Colts. He is from Bess, Alabama, and was an NAIA All-America his senior year at Arkansas-PB. Pittsburgh drafted him on the ninth round of the '80 draft, and he lasted with the Steelers through most of pre-season last summer.

**LARRY MUCKER**, an NFL veteran of four seasons with Tampa Bay, was released by the Bucs last year following seven games. He caught two passes for 37 yards in those contests. Mucker is a product of Arizona State University and from McLane High in Fresno, California. He has caught a total of 48 passes, five for touchdowns, in his NFL career. Mucker is 5-11, 180.

**JIM NICHOLSON** is a 6-6, 275-pound giant who was a six-year starter at right tackle for the Kansas City Chiefs from 1974 through '79. He spent last year on the San Diego Chargers' injured reserve with a knee injury and was not offered a contract by the Chargers this spring, which made him a free agent. He signed with the 49ers in late June. A product of St. Louis High School in Honolulu, Hawaii, he attended Michigan State and was a ninth round pick of the Rams in '73, a year he spent on injured reserve before being traded to the Chiefs to begin the 1974 season.

**GUS PARHAM** played minor league football in 1980 with the Twin Cities Cougars after trying out with the Philadelphia Eagles in '79. Parham is a 6-6, 260-pound defensive tackle who originally is from Detroit. He attended San Jose State University, where he played two varsity seasons, 1977 and '78.

**BILL RING**, a 5-10, 215-pound running back from Brigham Young, made it to the Pittsburgh Steelers' next-to-last cut in 1980 after signing with the Steelers as a free agent. He is a local product, having graduated from Carlmont High in Belmont, California. Ring played two years at San Mateo JC before transferring to BYU, where he rushed for 782 career yards, averaging 4.5 yards per carry, and was the MVP in the 1979 Japan Bowl.

**CHARLES STONE**, a product of North Carolina State, was the 12th round draft choice of the Miami Dolphins in 1980. He was released by Miami late in August a year ago. The 6-2, 255-pounder is a guard. He originally is from Bucyrus, Ohio.

**GEORGE VISGER**, a 6-4, 255-pound defensive tackle, appeared in one game for the 49ers last year after dressing out for three, which makes him a second-year player in '81. Visger graduated from Colorado and was a 6A draft choice of the Jets a year ago. He hails from Amos Alonzo Stagg High in Stockton, California.

**HARRY WASHINGTON**, a wide receiver from Colorado State, played portions of two seasons in 1978 and '79 with the Vikings and Bears. He also played for the Pierce County Bengals, a minor league football club, two years ago. The 6-foot, 180 pounder is a product of Tacoma, Washington. He signed with the Vikings in '78 as a free agent.

**EDDY WHITLEY**, a 6-3, 230-pound tight end and the cousin of defensive tackle Wilson Whitley of the Bengals, was the Colts' 11th round draft selection a year ago. While a four-year performer at Kansas State, he caught 46 passes for 587 yards and four touchdowns and played in the Blue-Gray and Senior Bowl games as a senior. Also, he played high school football at Port Arthur, Texas, with 49ers' linebacker Bobby Leopold.



## 49ers ROOKIES (1981 Draftees)



Lott



Harty

**RONNIE LOTT • CORNERBACK-SAFETY • USC**  
HT: 6-0 • WT: 199 • BORN: 5/8/59 • DRAFTED: 1

Ronnie Lott was being hailed as the finest athlete on the 1981 49ers' roster as early as draft day this spring. "He may just be the best athlete this club has at this point in time," said Coach-GM Bill Walsh upon the selection of Lott by the Niners.

A consensus All-America, Lott was the No. 8 player picked in the 1981 NFL draft. He used his 4.57 speed and hard hitting tackling talents to be named first team All-America by AP, *Football News*, UPI, *Sporting News*, NEA, *College and Pro Football Newsweekly*, *Football Writers*, *Walter Camp* and *Football Coaches*.

He had 86 tackles (five for losses) last year, giving him 250 in his four-year career at Troy. Rated fourth in career pass interceptions at USC with 14 (two for TDs), Lott ranked second in the nation and No. 1 in the Pac-10 in 1980 with eight interceptions for 166 yards (20.7 average per return).

In 1980, Lott also added three fumble recoveries, giving him 10 for his career, and he had 16 passes defended (37 in his career).

The All-Pac 10 performer was Southern Cal's MVP in 1980 and won the award as the team's Most Inspirational Player as well. An all-round athlete, Lott also played basketball for the Trojan varsity in 1979-80, as a junior.

A product of Rialto, Calif., Lott played in the 1981 Hula Bowl and the '81 Japan Bowl to finish up a brilliant collegiate career.

He was born in Albuquerque, N.M., in 1959. He majored in public administration at USC.

**JOHN HARTY • DEFENSIVE TACKLE • IOWA**  
HT: 6-4 • WT: 253 • BORN: 12/17/58 • DRAFTED: 2A

The 49ers were pleasantly surprised when John Harty's name still appeared on the draft board as time came for the Niners to make the 36th selection in the draft. San Francisco had acquired that second-round pick in a trade last summer that saw fullback Wilbur Jackson go to the Washington Redskins.

"I was pleased and surprised to see John there in the second round," said Walsh. "We had him rated at the top among prospective nose tackle candidates coming out of college this year."

Named to several all-star teams last fall, including UPI, NEA and *College and*

*Pro Football Newsweekly's* second team All-America squads, Harty also received All-Big Ten honors in each of his four seasons at Iowa (including first team UPI in '80). He captained the Hawkeyes last fall and played in the Blue-Gray and Japan Bowl games to top off his Iowa career.

The big lineman had 58 tackles for Iowa in 1980, including 37 unassisted stops and 21 assisted tackles. He made six tackles for losses totaling 49 yards. For his career, Harty accumulated 232 total tackles, including 136 solo stops. His individual game-high tackling performance was 11 versus Indiana in a 1979 game. He also had nine tackles in games against Nebraska and Iowa State.

Harty, 22, is from Sioux City, Iowa, where he was a three-sport performer (football, basketball, track and field) at Heelan High School.

## **ERIC WRIGHT • CORNERBACK-SAFETY • MISSOURI**

**HT: 6-1 • WT: 180 • BORN: 4/18/59 • DRAFTED: 2B**

"We feel Eric Wright can play cornerback in the NFL," said Walsh following the selection of the All-America athlete from Missouri. "He was a free safety throughout college but has the speed and agility to be a pro corner."

San Francisco tabbed Wright as the 40th player in the draft after the 49ers had traded the 38th choice (their own) to Chicago for the 40th and a fifth round pick (122nd overall). Wright was San Francisco's second, second round selection.

Wright hails from East St. Louis, Illinois, and was a three-year starter at Mizzou. He was AP and UPI first team All-America as a junior when he notched a career-high 55 tackles. He made honorable mention All-America last fall on the AP and *Sporting News* teams and played cornerback for the North squad (coached by the 49ers' coaching staff) at the Senior Bowl in Mobile, Ala.

His senior season included a career-high five interceptions and three fumble recoveries (team high). His 47 tackles in 1980 gave him 156 for his career (including 94 unassisted). He also had 11 interceptions, seven fumble recoveries and 13 pass deflections in his career. Wright's three interceptions against San Diego State in 1979 (including a return on one for 77 yards and a score) is a Tiger record.

## **CARLTON WILLIAMSON • SAFETY • PITTSBURGH**

**HT: 6-0 • WT: 204 • BORN: 6/12/58 • DRAFTED: 3**

The 49ers' third round choice was the third defensive back selected by San Francisco as Carlton Williamson of Pittsburgh was taken as the 65th player in the draft.

Williamson led all Pitt defensive backs in tackling the last two seasons after being recruited by the Panthers originally as a fullback. He switched to defense to make the travelling squad, then took over the starting strongside safety position his junior year.

Williamson, who is 6-0, 204, had a career high 65 tackles as a junior and followed that with 46 last fall. Williamson intercepted three passes in both his

junior and senior seasons and had seven in his career. He also had six passes defended and seven-and-one-half quarterback sacks for his career.

He was an All-America quarterback at Brown High School in his hometown of Atlanta, Georgia.

## **LYNN THOMAS • CORNERBACK • PITTSBURGH**

**HT: 5-11 • WT: 181 • BORN: 7/9/59 • DRAFTED: 5A**

The first of two fifth round picks by the 49ers and the 121st player chosen, Lynn Thomas was taken with San Francisco's original fifth round selection.

Thomas, like Carlton Williamson, is a defensive back from Pitt. The younger brother of Norris Thomas (now with Tampa Bay after three seasons at Miami), he also is the nephew of former Kansas City Chief Jim Marsalis. Lynn's younger brother, Wallace 'Pappy' Thomas, will be a senior defensive back with the Pitt Panthers in '81.

At 5-11, 181 pounds, Thomas is agile and quick enough to run the 40 in 4.43. He led Pitt in interceptions last fall with five, giving him seven for his career. He also had 27 tackles (19 unassisted), eight passes defended and a quarterback sack.

A three-year starter at Pitt, he was named honorable mention All-America and played in the Senior Bowl last January. He was a four-year letterman.

He is a native of Pascagoula, Mississippi.

## **ARRINGTON JONES • FULLBACK • WINSTON-SALEM**


**HT: 6-0 • WT: 230 • BORN: 2/16/59 • DRAFTED: 5B**

The second of two fifth round picks by the Niners and the 122nd player chosen, Arrington Jones was taken with a choice acquired from Chicago in a trade that included San Francisco's original 2B (or 38th overall pick). The 49ers also received the No. 40 pick in the draft with that trade and used it to select Eric Wright.

Jones was used at North Carolina's Winston-Salem State University mostly as a blocking back and receiver, but he ran with the ball enough to gain 709 yards in his senior season and 2,668 (in 500 carries) in his career. He also caught 49 passes for 637 yards (234 yards in 1980) in his four seasons.



**Wright**



**Williamson**



**Thomas**

At 6-0 and 230 pounds, he is strong enough to bench press 380 pounds and has good quickness.

One 1980 thrill came against Livingstone College when he passed for a TD. He was the team's player-of-the-game on four occasions in '80 and played in the Blue-Gray Game.

He is from John Marshall High School in Richmond, Virginia.

## **PETE KUGLER • DEFENSIVE TACKLE • PENN STATE**

**HT: 6-4 • WT: 255 • BORN: 8/9/59 • DRAFTED: 6**

The final player selected on the first day of the draft by the 49ers was Pete Kugler of Penn State. Drafted as a defensive tackle, he played both offense and defense for the Nittany Lions.

He was a defensive tackle in 1978 and then switched to offense in the spring of 1979. He started the first eight games of 1980 there before returning to defense when injuries took All-Americans Bruce Clark and Matt Millen out of the lineup. Kugler played the last four games at DT and accounted for 23 total tackles in '79.

In 1980, he was credited with 40 stops and three QB sacks. He performed in both the Hula Bowl and the Japan Bowl following his senior year.

A native of Cherry Hill, New Jersey, his father is the former New Jersey Attorney General under Governor William Cahill. Pete is a business administration major at Penn State.

## **GARRY WHITE • RUNNING BACK • MINNESOTA**

**HT: 5-11 • WT: 201 • BORN: 11/5/58 • DRAFTED: 8**

Garry White, Minnesota's leading rusher in 1979 and '80, was selected 10th in round eight (203rd overall).

Used mostly to block for fullback Marion Barber in 1978 when Barber ran to a 1,200-yard season, White led Minnesota in rushing in '79 (861 yards, second in Big Ten) and '80 (959 yards, third in Big Ten).


He has run 9.6 seconds for 100 yards and his 40 time is 4.7. Minnesota's second all-time rusher (2,345 yards), White turned in eight 100-plus-yard games in his career and three 200-plus-yard showings. He also had 46 career pass receptions for 451 yards.

His career-best was 221 yards and one touchdown (on 34 carries) and he caught four passes for 67 yards and another score, all in the Gophers' Ohio State game in 1979. He ended his collegiate rushing career with three strong outings: 103 yards against Illinois; 145 yards versus Indiana; and 201 in a game with Michigan State. A 73-yard touchdown run against Northwestern was his career best individual effort.


The All-Big Ten performer was an AP honorable mention All-America in 1980. He is from Rockdale, Texas, and is a business administration major.



**Jones**



**Kugler**



**White**

**RON DeBOSE • TIGHT END • UCLA**  
**HT: 6-5 • WT: 229 • BORN: 10/13/58 • DRAFTED: 11**

With no picks in rounds nine and ten, the next Niners' selection was Ron DeBose, a tight end from UCLA, in the 11th round.

Used as UCLA's 'Zoom' back (blocking back) for extra blocking and man-in-motion on sweeps, DeBose was drafted more for his potential and size than off his college stats, despite his having led the Bruins in TD receptions in 1980.

His '80 stats included nine catches for 103 yards (11.4 average per catch) and three TD receptions. He lettered at UCLA in 1978, 1979 and '80, but played in only five games as a junior (first four and finale) due to injuries.

He was born in Los Angeles and attended Westchester High School, where he lettered in football, basketball and track and field. Ron played one season of football at Los Angeles College and was all-conference there in 1977 before transferring to UCLA in '78.

**MAJOR OGILVIE • RUNNING BACK • ALABAMA**  
**HT: 5-11 • WT: 202 • BORN: 12/12/58 • DRAFTED: 12A**

The only player in the history of NCAA football to ever score one or more touchdowns in four consecutive major bowl games, Major Ogilvie was the MVP of the Cotton Bowl in 1981 and the Sugar Bowl in 1980. His late TD beat Penn State in the 1979 Sugar Bowl and his first collegiate score came against Ohio State in the 1978 Sugar Bowl.

His name by birth is Morgan Ogilvie and his brother, Ry (Riley) will be a split end for the 1981 Crimson Tide of Alabama. They are descendants of a 15th century Catholic Saint.

His 1980 stats were 78 carries in 11 games for 439 yards (5.7 average per carry in 1980, same as his career average) and eight TDs. Ogilvie's career stats included 12 receptions for 54 yards and one score and 299 carries for 1,718 yards and 25 TDs. He also returned 17 punts for 101 yards and four kickoffs for 69 yards as a senior. His 40 time is 4.73.

A four-year Alabama letterman, he attended Mountain Brook High School in his hometown of Birmingham, Alabama.

## **JOE ADAMS • QUARTERBACK • TENNESSEE STATE**

**HT: 6-3 • WT: 185 • BORN: 5/4/58 • DRAFTED: 12B**

The final pick of the 1981 draft for San Francisco was Tennessee State quarterback Joe Adams as the second Niners' pick in round 12.

Adams, who fired an NCAA Division I-A national record 81 TDs in his career, was second in the country in 1980 with 30 TD passes. His 1980 stats included 333 attempts, 200 completions for 2,848 yards and a 60.1 completion percentage (all Tennessee State records, except the attempts; he set that mark in 1979 with 343).

He shattered every TSU mark previously held by Eldridge Dickey and Joe Gilliam and finished with career stats that included 604 completions in 1,100 passes for 8,653 yards and the 81 TDs.

His 1980 bests included a 412-yard, four-score game versus Alabama State and a four-TD performance against Kentucky State in the season finale. Adams also threw 37 yards for a touchdown in the 1981 Hula Bowl and had 104 yards and one TD in the '81 Black College All-Star Game.

He hails from Gulfport, Mississippi.



**DeBose**



**Ogilvie**




**Adams**

# 1981 NFL Rule Changes

Because they believe NFL football in its present form is enjoying unparalleled popularity, National Football League owners adopted only minor rule changes for the 1981 season at their annual league meetings last March.

Action taken to clarify existing rules or initiate new rules was as follows:

1. Intentional grounding penalties will result in a loss of down and the ball will be next put in play at the spot of the foul if that spot is more than 10 yards behind the line of scrimmage.
2. The penalty for offensive blocking from behind *above the waist* was reduced from 15 yards to 10 yards.
3. It is now illegal for players to use any form of adhesive substance while participating in a game; e.g., foreign substance such as "stickum or firm grip."
4. It is now mandatory for players who change their eligibility by virtue of a change of positions to report such change to the Referee before the start of *each* play.
5. The double foul without a change of possession rule has been adjusted to prevent the team which committed a minor foul from benefitting on plays that included both major and minor fouls.
6. Eliminated was the spot where possession was lost as a potential spot of enforcement for a personal foul committed prior to a completion or interception of a pass. Penalty now is assessed from the previous spot and offended team retains possession of ball.
7. Teams now are allowed to reverse their original decision to change player eligibility before the succeeding down is played, provided the team uses one of its time outs.
8. Clarification was made for the interpretation that a player would be credited with a catch as long as he controls the ball when his second foot clearly lands on the ground inbounds.
9. Approved that the penalty for defensive fouls committed *behind* the line when the runner or intended passer is tackled *behind* the line would be enforced from the spot of the foul, or the spot where the ball became dead.



**649ERS' DRAFT SINCE 1950  
AND TRADES SINCE 1970**





# 49ERS' ALL-TIME NFL DRAFT

## 1950

(Drafted Alternately, 9-10)

1. **NOMELLINI, LEO**  
T, 6-3, 260, Minnesota
2. **CAMPORA, DON**  
T, 6-3, 270, Pacific
3. **COLLINS, RAY**  
T, 6-0, 230, LSU
4. **BAILEY, MORRIS**  
E, 6-2, 215, TCU
5. **KANE, HARRY**  
C, 6-1, 215, Pacific
6. **VAN POOL, DON**  
E, 6-3, 225, Oklahoma
7. **BERRY, LINDY**  
B, 6-0, 180, TCU
8. **WILLIAMS, ELLERY**  
E, 6-2, 200, Santa Clara
9. **ZINACH, PETE**  
B, 6-0, 190, West Virginia
10. **CELERI, BOB**  
B, 5-10, 175, California
11. **DOW, HARLEY**  
T, 6-2, 220, San Jose State
12. **BURKE, DON**  
B, 6-0, 235, USC
13. **CECCONI, LOU**  
B, 5-8, 171, Pittsburgh
14. **PAYNE, TOM**  
E, 6-2, 200, Santa Clara
15. **GRAMPSEY, LEO**  
E, 6-1, 195, St. Bonaventure
16. **SHAW, CHARLEY**  
G, 6-3, 195, Oklahoma A & M
17. **VAN METER, CLIFF**  
B, 6-1, 198, Tulane
18. **GENITO, RALPH**  
B, 5-11, 180, Kentucky
19. **KLEIN, FORREST**  
G, 6-0, 205, California
20. **NIX, JACK**  
E, 6-2, 205, USC
21. **ALKER, GUERIN**  
C, 6-1, 207, Loyola
22. **WILSON, BILLY**  
E, 6-3, 198, San Jose State
23. **WILLIAMS, JIM**  
E, 6-2, 185, Rice
24. **WYMAN, BILL**  
T, 6-2, 220, Rice
25. **DUNN, BOB**  
G, 6-2, 200, Dayton
26. **POWERS, JIM**  
B, 6-0, 183, USC
27. **JOHNSON, KEN**  
G, 6-3, 200, Pacific
28. **HALL, CHARLEY**  
B, 6-1, 190, Arizona
29. **WHELAN, BOB**  
B, 5-11, 175, Boston University
30. **STILLWELL, BOB**  
E, 6-0, 200, USC

## 1951

(Drafted Alternately 2-3)

1. **TITTLE, Y.A.**  
QB, 6-0, 190, LSU

2. **SCHABARUM, PETE**  
HB, 5-11, 185, California
3. **MIXON, BILL**  
HB, 5-11, 197, Georgia
4. **ORISTAGLIO, BOB**  
E, (traded to Cleveland)
5. **STEERE, DICK**  
T, 6-3, 225, Drake
6. **STRICKLAND, BISHOP**  
HB, 5-10, 195, USC
7. **FORBES, DICK**  
E, 6-2, 215, St. Ambrose
8. **ARENAS, JOE**  
HB, 5-11, 180, Omaha
9. **VAN ALSTYNE, BRUCE**  
E, 6-3, 205, Stanford
10. **FEHER, NICK**  
G, 6-0, 220, Georgia
11. **JESSUP, BILL**  
E, 6-1, 195, USC
12. **MONACHINO, JIM**  
HB, 5-10, 190, California
13. **HARVIN, DICK**  
E, 6-3, 190, Georgia Tech
14. **BERRY, REX**  
B, 5-11, 180, BYU
15. **SPARKS, DAVE**  
G, 6-1, 228, South Carolina
16. **WHITE, BOB**  
B, 5-11, 174, Stanford
17. **MICHALIK, ART**  
G, 6-2, 225, St. Ambrose
18. **MURPHY, JIM**  
T, 6-3, 240, Xavier
19. **PHILLIPS, JOHN**  
B, 6-0, 178, Mississippi State
20. **TATE, AL**  
T, 5-11, 210, Illinois
21. **BROWN, HARDY**  
B, 6-0, 195, Tulsa
22. **WINSLOW, DWIGHT**  
B, 6-3, 205, Boise Junior College
23. **BRUNSWALD, WALLY**  
HB, 6-0, 170, Gustavus Adolphus
24. **KINGSFORD, TOM**  
B, 5-11, 180, Montana
25. **PETERSON, MIKE**  
E, 6-1, 201, Denver
26. **CARPENTER, KEITH**  
T, 6-3, 226, San Jose State
27. **LUNG, RAY**  
G, 5-9, 209, Oregon
28. **ROHAN, JACK**  
HB, 6-0, 185, Loras College
29. **GARNETT, S.P.**  
T, 6-3, 215, Kansas
30. **FASKE, JERRY**  
HB, 5-9, 190, Iowa

## 1952

(Drafted Alternately 8-9)

1. **McELHENNY, HUGH**  
HB, 6-1, 198, Washington
2. **TONEFF, BOB**  
T, 6-2, 252, Notre Dame

3. **TIDWELL, BILLY**  
HB, 5-9, 178, Texas A&M
4. **CAMPBELL, MARION**  
T, 6-3, 245, Georgia
5. **O'DONAHUE, PAT**  
E, 6-1, 205, Wisconsin
6. **BEASLEY, JIM**  
C, 6-4, 215, Tulsa
7. **ROBINSON, DON**  
B, 6-1, 190, California
8. **SMITH, JERRY**  
T, 6-1, 230, Wisconsin
9. **CHRISTIAN, GLEN**  
HB, 5-10, 180, Idaho
10. **WEST, CARL**  
B, 6-2, 214, Mississippi
11. **KIMMEL, J.D.**  
T, 6-4, 245, Army & Houston
12. **SYNDER, FRED**  
E, 6-1, 180, Loyola
13. **YEAGER, RUDY**  
T, 6-3, 195, LSU
14. **SIMONS, FRANK**  
E, 6-3, 195, Nebraska
15. **NORMAL, HALDO**  
E, 6-3, 200, Gustavus Adolphus
16. **MEYERS, BOB**  
B, 6-2, 185, Stanford
17. **BALDOCK, AL**  
E, 6-2, 200, USC
18. **CAREY, BILL**  
E, 6-5, 219, Michigan State
19. **TALARIC, SAM**  
T, 6-0, 207, Indiana
20. **YATES, JESS**  
E, 6-2, 190, LSU
21. **OFFIELD, GENE**  
E, 5-11, 195, Hardin-Simmons
22. **COZAD, JIM**  
T, 6-2, 215, Santa Clara
23. **GLAZIER, BILL**  
E, 6-1, 189, Arizona
24. **KREUGER, RALPH**  
T, 6-3, 225, California
25. **LAUGHLIN, HENRY**  
B, 6-1, 200, Kansas
26. **KANE, DICK**  
G, 6-3, 215, Cincinnati
27. **SCHAFF, WALDO**  
T, 6-3, 210, Oklahoma A&M
28. **PALUMBO, JOE**  
G, 5-10½, 205, Virginia
29. **MOSHER, CHUCK**  
E, 6-3, 200, Colorado
30. **PATRICK, DICK**  
C, 6-2, 215, Oregon

## 1953

(Drafted Alternately 9-8-7)

1. (A) **Bonus Choice: BABCOCK, HARRY**  
E, 6-2, 196, Georgia
1. (B) **STOLHANDSKÉ, TOM**  
E, 6-2, 210, Texas

2. MORRIS, GEORGE  
C, 6-3, 235, Georgia Tech
3. ST. CLAIR, BOB  
T, 6-7, 250, Tulsa & USF
4. FULLERTON, ED  
B, 6-0, 205, Maryland
5. MILLER, HAL  
T, 6-4, 240, Georgia Tech
6. GILBERT, KLINE  
(traded to Chicago Bears)
7. CARR, PAUL  
B, 6-0, 205, Houston
8. HOGUND, DOUG  
T, 6-3, 225, Oregon State
9. LEDYARD, HAL  
QB, 6-0½, 185, Chattanooga
10. BROWN, PETE  
G, 6-2, 217, Georgia Tech
11. CHARLTON, AL  
B, 5-11, 185, Washington State
12. LEACH, CARSON  
G, 5-10, 218, Duke
13. EARLEY, BILL  
B, 6-1, 198, Washington
14. FLETCHER, TOM  
B, 6-0, 195, St. Mary's & Arizona State
15. GENTNER, CHARLEY  
T, 6-2, 225, Texas
16. DURIG, FRED  
B, 6-1, 200, Bowling Green
17. LATHAN, HUGH  
T, 6-3, 225, San Diego State
18. WACHOLZ, STAN  
E, 6-3½, 200, San Jose State
19. DUCLOS, KING  
E, 6-3, 218, Texas Western
20. HUIZINGA, RAY  
T, 6-5, 230, Northwestern
21. BAHNSEN, KEN  
B, 5-10, 200, North Texas State
22. ROBBINS, LAVERNE  
G 5-11½, 225, Midwestern
23. HUNT, TRAVIS  
T, 6-1, 220, Alabama
24. MORGAN, ED  
B, 6-1, 195, Tennessee
25. STOCKERT, ERNIE  
E, 6-6, 220, UCLA
26. COOPER, HARLEY  
B, 6-1, 195, Arizona State
27. McCLEOD, RALPH  
E, 6-4, 205, LSU
28. NOVIKOFF, TOM  
B, 6-0, 195, Oregon
29. STILLWELL, DON  
E, 6-1, 180, USC
30. No pick as result of winning BONUS CHOICE

## 1954

(Drafted 10)

1. FALONEY, BERNIE  
QB, 6-1, 190, Maryland
2. RUCKA, LEO  
G, 6-3, 225, Omaha
3. KORCHECK, STEVE  
C, 6-1, 205, George Washington U.
4. BOXHOLD, CHARLIE  
HB, 5-11, 186, Maryland

5. MINCEVICH, FRANK  
G, 6-2, 245, South Carolina
6. SAGELY, FLOYD  
E, 6-1, 187, Arkansas
7. YOUNGELMAN, SID  
T, 6-3, 247, Alabama
8. BARBISH, BILL  
(traded to Cleveland)
9. CONNOLLY, TED  
G, 6-3, 230, Santa Clara-Tulsa
10. GOSS, DON  
T, 6-5, 260, SMU
11. SKOCKO, JOHN  
E, 6-3, 220, USC
12. EASTERWOOD, HAL  
C, 6-0, 195, Mississippi State
13. WILLIAMS, MORGAN  
G, 6-1½, 195, TCU
14. WILLIAMS, SAM  
HB, 6-1, 190, California
15. PALUMBO, SAM  
G, 6-2, 220, Notre Dame
16. FIVEASH, BOBBY  
HB, 5-11, 185, Florida State
17. KAUTZ, KARL  
T, 6-2, 245, Texas Tech
18. KAY, MORRIS  
E, 6-2, 204, Kansas
19. EDMISTON, BOB  
T, 6-2, 255, Temple & Michigan State
20. DIPIETRO, FRANK  
B, 6-1, 197, Georgia
21. ALSUP, HOWARD  
T, 6-4, 230, Middle Tennessee State
22. REYNOLDS, RALPH  
B, 6-0, 186, North Texas State
23. FENSTEMAKER, LEROY  
QB, 6-2, 205, Rice
24. DANIELS, JERRY  
T, 6-1, 230, Tennessee Tech
25. PLATT, JOHN  
FB, 6-2, 215, Elon & Kentucky
26. BELLO, PETE  
C, 6-0, 205, Pasadena City College
27. BAKER, ED  
G, 6-1½, 225, Omaha
28. GARBRECHT, BOB  
FB, 6-1, 205, Rice
29. DUNN, TED  
FB, 6-1, 200, Murray State & Washington (Missouri)
30. FOLKS, DON  
E, 6-2, 210, Houston

## 1955

(Drafted Alternately 8-9)

1. MOEGLE, DICK  
HB, 6-0, 180, Rice
2. MORZE, FRANK  
T, 6-4, 245, Boston College
3. HARDY, CARROLL  
HB, 6-0, 185, Colorado
4. HAZELTINE, MATT  
C, 6-2, 201, California
5. KRAEMER, ELDRED  
T, 6-3, 235, Pittsburgh
6. LUNA, BOBBY  
HB, 5-11, 185, Alabama

7. DEAN, JOHN  
QB, 6-1, 195, VPI
8. MYERS, FRED  
QB, 6-2, 205, Oklahoma
9. PREZIOSIO, FRED  
T, 6-2, 245, Purdue
10. ASHBACHER, RON  
E, 6-3, 220, Oregon State
11. RATALE, RUDY  
E, 6-3½, 215, Omaha
12. PALATELLA, LOU  
T, 6-2, 230, Pittsburgh
13. GASKELL, RICHIE  
E, 6-2, 195, George Washington U.
14. McKEITHAN, NICK  
HB, 6-1, 195, Duke
15. HESS, BURDETTE  
G, 6-0, 220, Idaho
16. HALL, JIM  
E, 6-2, 195, Auburn
17. NEWTON, BOB  
G, 6-2, 220, San Diego State
18. PHEISTER, RON  
E, 6-2, 210, Oregon
19. GARZOLI, JOHN  
T, 6-7, 265, California
20. DYER, GLEN  
QB, 6-5, 200, Texas
21. MADEROS, GEORGE  
E, 6-1, 195, Chico State
22. VANN, PETE  
QB, 6-1, 189, Army
23. GUNNARI, TOM  
T, 6-2, 220, Washington State
24. HEASTON, BOB  
G, 6-2, 222, Cal-Poly
25. WADE, DEWEY  
E, 6-1, 225, Kansas State
26. KERR, JOHNNY  
E, 6-0, 170, Purdue
27. SHOCKEY, DICK  
QB, 6-3, 210, Marquette
28. SANDER, DON  
HB, 6-0, 185, Stanford
29. KNIEDINGER, OTTO  
T, 6-2, 230, Penn State
30. GONGOLA, BOB  
QB, 6-3, 180, Illinois

## 1956

(Drafted Alternately 1-2)

1. MORRALL, EARL  
QB, 6-1, 190, Michigan State
2. BOSLEY, BRUCE  
T, 6-2, 240, West Virginia
3. HERSCHMAN, BILL  
T, 6-2, 249, Texas Tech
4. PAJACZKOWSKI, FRANK  
HB, 6-0, 187, Richmond
5. Traded to L.A.
6. SARDISCO, TONY  
G-LB, 6-2, 210, Tulane
7. BARNES, LARRY  
FB, 6-1, 215, Colorado A&M
8. SMITH, CHARLES  
E, 6-2, 200, Abilene Christian
9. COX, JIM  
T, 6-3, 190, Cal State Poly
10. ZALESKI, JERRY  
HB, 5-10, 195, Colorado A&M

11. PELL, STEWART  
T, 6-4, 225, North Carolina
12. SWEDBERG, ROGER  
TE, 6-1, 220, Iowa
13. MOODY, RALPH  
HB, 6-0, 195, Kansas
14. OWENS, R. C.  
E, 6-3, 205, College of Idaho
15. (A) HENDERSON, REED  
G-T, 6-2, 235, Utah State
15. (B) BOYD, GENE (Choice from Pitts.)  
HB, 6-0, 200, Abilene Christian
16. HERRING, GEORGE  
QB, 6-3, 200, Mississippi Southern
17. WEISS, RICHARD  
T, 6-1, 230, Mississippi
18. YELVERTON, BILLY  
TE, 6-4, 215, Mississippi
19. ARRIGONI, PETE  
HB, 6-0, 185, Marin J.C. - Arizona
20. SCARBROUGH, BOB  
C-G, 6-1, 210, Auburn
21. JOYNER, L. C.  
HB-E, 6-1, 185, Contra Costa J.C.
22. WESSMAN, CLARENCE  
E, 6-3, 235, San Jose State
23. MONROE, MIKE  
HB, 6-1, 205, Washington
24. WALLACE, ED  
G, 6-3, 260, San Diego J.C.
25. GOAD, PAUL  
HB, 6-0, 200, Abilene Christian
26. LOUDD, ROMMIE  
E, 6-0, 215, UCLA
27. GUSTAFSON, JERRY  
QB, 6-2, 190, Stanford
28. DREW, JERRY  
FB, 5-10, 195, California
29. BENSON, DEAN  
E, 6-3, 195, Willamette
30. MITCHELL, BOB  
G-T, 6-0, 204, Puget Sound

## 1957

### (Drafted 2nd)

1. BRODIE, JOHN  
QB, 6-1, 195, Stanford
2. WOODSON, ABE  
HB, 5-11, 188, Illinois
3. Traded to L.A.
4. (A) RIDLON, JIM  
HB, 6-1, 195, Syracuse
4. (B) SANDUSKY, MIKE  
(choice from St. Louis)  
G, 5-11, 228, Maryland
5. RUBKE, KARL  
C, 6-4, 235, USC
6. (A) HUNTER, JIM  
HB, 6-0, 195, Missouri
6. (B) RHODES, BILL  
(choice from Phil.)  
HB, 6-0, 200, Western State
7. DUGAN, FRED  
E, 6-3, 195, Dayton
8. PITTS, ERNIE  
E, 6-2, 190, Denver
9. BRUECKMAN, CHARLES  
C-LB, 6-2, 218, Pittsburgh
10. HURST, JERRY  
T, 6-7, 240, Middle Tennessee

11. DAVIS, TOM  
HB, 6-2, 205, LSU
12. SINGTON, FRED  
T-G, 6-1, 225, Alabama
13. MACKEY, CHARLES  
E, 6-4, 190, Arizona State
14. WARZEKA, RON  
T, 6-3, 235, Montana State
15. KAISER, EARL  
HB, 6-0, 190, Houston
16. KRISTOPAITIS, VIC  
FB, 6-2, 205, Dayton
17. KUHN, DAVE  
C-LB, 6-1, 220, Kentucky
18. GUY, RICHARD  
G, 6-3, 225, Ohio State
19. BABB, GENE  
FB, 6-2, 210, Austin
20. DeLOACH, SID  
G, 6-1, 220, Duke
21. WILCOX, FRED  
HB, 6-1, 185, Tulane
22. TRIPP, PAUL  
T, 6-3, 240, Idaho State
23. THOMAS, JOHN  
E, 6-4, 215, Pacific
24. LADNER, JOHN  
E, 6-2, 205, Wake Forest
25. MEYER, RAY  
FB, 5-11, 210, Lamar Tech
26. TOPPING, TOM  
T-G, 6-2, 215, Duke
27. VICIC, DON  
FB, 6-1, 210, Ohio State
28. CURTIS, BILL  
HB, 6-3, 180, TCU
29. HALLBECK, VERN  
LB, 6-2, 213, TCU
30. PARKS, GEORGE  
QB, 6-2, 205, Lamar Tech

## 1958

### (Drafted Alternately 8-9)

1. (A) PACE, JIM  
(Choice from Pittsburgh)  
HB, 6-0, 195, Michigan
1. (B) KRUEGER, CHARLES  
T, 6-4, 230, Texas A&M
2. NEWMAN, BOB  
QB, 6-2, 190, Washington State
3. HOPPE, BOB  
HB, 6-0, 190, Auburn
4. VARONE, JOHN  
HB, 5-11, 190, Miami
5. ATKINS, BILL  
HB, 6-1, 200, Auburn
6. SCHMIDT, HENRY  
T, 6-4, 245, Trinity College
7. Traded to Detroit
8. (A) MILLS, RON  
HB, 6-1, 180, West Texas State
8. (B) BURTON, LEON  
(Choice from Chicago Cardinals)  
HB, 5-9, 170, Arizona State
9. TROUTMAN, GEORGE  
C, 6-4, 260, Capitol U. (Ohio)
10. HECKMAN, VEL  
T, 6-0, 230, Florida
11. WHARTON, ROBERT  
T, 6-2, 238, Houston
12. WILLIAMS, PETE  
T, 6-1, 225, Lehigh

13. (A) DUKES, HAROLD  
E, 6-2, 225, Michigan State
13. (B) YORE, JAMES  
FB, 6-2, 225, Indiana
14. FIELDS, MAX  
HB, 5-10, 185, Whittier College
15. Traded to Detroit
16. SHIRKEY, GEORGE  
T, 6-4, 250, Stephen F. Austin
17. WHITTENBORN, JOHN  
T, 6-2, 238, SE Missouri St.
18. MORRIS, DENNIT  
G-LB, 6-1, 230, Oklahoma
19. MUSHATT, RANNE  
G, 6-4, 244, Grambling
20. MERTENS, JERRY  
E, 6-0, 185, Drake
21. CHRISTIAN, DON  
HB, 6-0, 190, Arkansas
22. HARTMAN, BRUCE  
T, 6-0, 245, Luther College
23. FIELDS, LARRY  
HB, 6-0, 200, Utah
24. MACKEY, DEE  
E, 6-5, 227, E. Texas St.
25. KAUZMAREK, BILL  
C, 6-0, 225, SW Missouri St.
26. HILL, HILLARD  
E, 6-1, 188, USC
27. WITUCKI, BOB  
E, 6-3, 225, Notre Dame
28. WARREN, GARLAND  
C, 6-1, 225, No. Texas St.
29. HODGES, HERMAN  
HB, 6-2, 210, Sam Houston
30. STAHURA, TED  
T, 6-0, 250, Pittsburgh State

## 1959

### (Drafted 6th)

1. (A) BAKER, DAVE  
HB, 6-0, 190, Oklahoma
1. (B) JAMES, DAN  
C, 6-2, 250, Ohio State
2. HARRISON, BOB  
LB, 6-2, 227, Oklahoma
3. DOVE, EDDIE  
HB, 6-2, 183, Colorado
4. CLARK, MONTE  
DT, 6-6, 260, USC
5. GEREMIA, FRANK  
T, 6-3, 245, Notre Dame
6. BAVARO, WALLY  
T, 6-4, 245, Holy Cross
7. (A) COLCHICO, DAN  
E, 6-4, 225, San Jose State
7. (B) ROGERS, DON  
LB, 6-2, 245, South Carolina
8. AKIN, LEWIS  
E, 6-4, 210, Vanderbilt
9. GREEN, ROBERT  
HB, 5-11, 175, Florida
10. NAGURSKI, BRONKO  
T, 6-2, 225, Notre Dame
11. HAYS, JACK  
HB, 6-2, 290, Trinity College
12. KORUTZ, BILL  
C, 6-2, 250, Dayton
13. LOPASKY, BILL  
G, 6-2, 235, West Virginia
14. DUKES, MICHAEL  
FB-LB, 6-3, 218, Clemson
15. BELLAND, JOE  
HB, 5-10, 182, Arizona State

16. **COOK, BOB**  
HB, 6-3, 185, Idaho State
17. **JURCZAK, JEROME**  
C, 6-2½, 220, St. Benedict's
18. **COWLEY, JACK**  
T, 6-2, 210, Trinity College
19. **OSBORNE, TOM**  
HB, 6-3, 195, Hastings  
(Nebraska)
20. **DEESE, TOBY**  
T, 6-2, 222, Georgia Tech
21. **CARR LUTHER**  
HB, 5-10, 185, Washington
22. **McQUEEN, BURNIO**  
E, 6-3, 200, North Carolina  
A&T
23. **DOLLAHAN, BRUCE**  
T, 6-3, 225, Illinois
24. **CHUDY, CRAIG**  
E, 6-3, 200, UCLA
25. **GEE, ROY**  
G, 6-2, 200, Trinity College
26. **YOUNG, ED**  
E, 6-2, 215, Louisville
27. **SEMENKO, MEL**  
T, 6-2, 220, Colorado
28. **McCLUSKEY, MIKE**  
HB, 6-0, 185, Washington
29. **BOLTON, JACK**  
T, 6-3, 235, Puget Sound
30. **CARTER, LOWELL**  
E-LB, 6-3, 230, Denver

## 1960

(Drafted Alternately 10-11)

1. **STICKLES, MONTY**  
E, 6-3, 232, Notre Dame
2. **(A) KAMMERER, CARL**  
LB, 6-3, 237, University of  
Pacific
2. **(B) MAGAC, MIKE** (Choice  
from Washington)  
G, 6-2, 225, Missouri
3. **BREEDLOVE, ROD**  
C-LB, 6-2, 215, Maryland
4. **NORTON, RAY**  
HB, 6-2, 184, San Jose State
5. **ROHDE, LEN**  
T, 6-4, 235, Utah State
6. **MURCHISON, OLA**  
E, 6-3, 211, University of  
Pacific
7. **WATERS, BOB**  
QB, 6-2, 188, Presbyterian
8. **(A) MATHIS, BILL** (Choice  
from Washington)  
HB, 6-1, 200, Clemson
8. **(B) FUGLER, MAX**  
C-LB, 6-2, 224, LSU
9. **WASDEN, BOB**  
C-LB, 6-2, 220, Auburn
10. **BRANCH, MEL**  
E, 6-2, 220, LSU
11. **(A) PITTS, ED**  
T, 6-2, 230, South Carolina
11. **(B) HANSEN, ERNEST**  
C, 6-4, 250, Arizona State
12. **WILLIAMS, JIM**  
T, 6-1, 255, No. Carolina State
13. **HINSHAW, DEAN**  
T, 6-6, 240, Idaho State
14. **CAMPBELL, GARY**  
QB, 6-0, 199, Whittier

15. **DOWDLE, MIKE**  
FB-LB, 6-4, 225, Texas
16. **HEINEKE, JIM**  
T, 6-2, 230, Wisconsin
17. **GONSOLIN, AUSTIN**  
HB, 6-3, 205, Baylor
18. **ROBINSON, CARL**  
T, 6-5, 245, So. Carolina State
19. **PATE, BOBBY**  
HB, 6-0, 175, Presbyterian
20. **WOODWARD, JIM**  
T, 6-5, 228, Lamar Tech

## 1961

(Drafted Alternately 9-10)

1. **(A) JOHNSON, JIM**  
HB, 6-2, 184, UCLA
1. **(B) CASEY, BERNIE**  
FB, 6-4, 215, Bowling Green
1. **(C) KILMER, BILL**  
QB, 6-0, 190, UCLA
2. **LAKES, ROLAND**  
C-T, 6-4, 245, Wichita
3. **COOPER, BILL**  
FB, 6-2, 215, Muskingum
4. **(A) THOMAS, AARON**  
(Choice from Pittsburgh)  
E, 6-3, 208, Oregon
4. **(B) MESSER, DALE**  
HB, 5-10, 175, Fresno
5. **(A) McCREARY, BOB**  
T, 6-5, 250, Wake Forest
5. **(B) MILLER, CLARK**  
(Choice from Dallas)  
T, 6-5, 245, Utah State
6. **McCLELLAN, MIKE**  
HB, 6-0, 185, Oklahoma
7. **PURDIN, RAY**  
HB, 6-0, 185, Northwestern
8. **PLUMLEY, NEILL**  
T, 6-6, 240, Oregon State
9. **(A) DONOHUE, LEON**  
(Choice from Pittsburgh)  
T, 6-4, 245, San Jose State
9. **(B) NINO, EVERISTO**  
T, 6-4, 243, E. Texas State
10. **HYNES, PAUL**  
HB, 6-0, 210, Louisiana Tech
11. **PARRILLI, TONY**  
LB, 6-1, 220, Illinois
12. **COFFEY, DON**  
E, 6-2, 190, Memphis State
13. **(A) HACKLER, TOMMY**  
(Choice from Pittsburgh)  
E, 6-4, 217, Tennessee
13. **(B) FINCKE, JULIUS**  
T, 6-3, 260, McNeese State
14. **WORRELL, BILL**  
T, 6-2, 240, Georgia
15. **SAMS, BOB**  
T, 6-2, 250, Central State  
(Okla.)
16. **FULLER, CHARLIE**  
HB, 5-11, 170, San Francisco  
State
17. **JEWELL, TOM**  
G, 6-1, 240, Idaho State
18. **McFARLAND, KAY**  
E-HB, 6-2, 180, Colorado State
19. **SIMPSON, TOM**  
C-OT, 6-3, 245, Davidson
20. **PEERY, JERRY**  
G-OT, 6-3, 245, Central State  
(Okla.)

## 1962

(Drafted 8th)

1. **ALWORTH, LANCE**  
HB, 6-0, 180, Arkansas
2. **PINE, ED**  
LB, 6-4, 230, Utah
3. **ADAMS, BILLY RAY**  
FB, 6-2, 215, Mississippi
4. **(A) DEAN, FLOYD**  
LB, 6-4, 245, Florida
4. **(B) SIEMINSKI, CHARLIE**  
DT, 6-4, 245, Penn State
5. **(A) WOODS, TED**  
HB, 6-1, 194, Colorado
5. **(B) LIND, MIKE**  
FB, 6-2, 215, Notre Dame
6. **(A) LUHNOW, KEITH**  
FB, 6-3, 220, Santa Ana J.C.
6. **(B) BROWN, JERRY**  
G, 6-1, 230, Mississippi
6. **(C) WINTER, BILL**  
G, 6-1, 235, West Virginia
7. **BURRELL, JOHN**  
E, 6-3, 190, Rice
8. **VOLLENWEIDER, JAMES**  
HB-FB, 6-1, 210, Miami (Fla.)
9. **ROBERTS, JIM**  
T, 6-3, 240, Mississippi
10. **COUSTILLAC, REGIS**  
C, 6-2, 224, Pittsburgh
11. **JEPSON, LARRY**  
C, 6-5, 230, Furman
12. **McPIKE, MILTON**  
E, 6-2, 225, Kirksville Teachers
13. **PIEROVICH, GEORGE**  
LB-FB, 6-2, 225, California
14. **EASTERLY, DICK**  
DB, 5-11, 185, Syracuse
15. **OSBORNE, RAY**  
T, 6-6, 235, Mississippi State
16. **FRANK, RON**  
T, 6-6, 232, So. Dakota State
17. **FOLTZ, WALLY**  
E, 6-3, 218, De Pauw
18. **BROWN, GARY**  
T, 6-2, 239, Illinois
19. **BURTON, BOB**  
T, 6-2, 250, Murray State
20. **McFARLAND, ROGER**  
DB, 6-1, 183, Kansas

## 1963

(Drafted Alternately 8-7)

1. **ALEXANDER, KERMIT**  
HB, 5-11, 186, UCLA
2. **ROCK, WALTER**  
OT-DT, 6-5, 240, Maryland
3. **LISBON, DON**  
HB, 6-0, 190, Bowling Green
4. **(A) ROSDAHL, HARRISON**  
G, 6-4, 245, Penn State
4. **(B) Choice traded to Chicago**
4. **(C) CAMPBELL, HUGH**  
E, 6-1, 184, Washington State
5. **(A) BURKE, VERN**  
E, 6-4½, 201, Oregon
5. **(B) PILOT, JIM**  
FB, 6-1, 205, New Mexico  
State
5. **(C) MOELLER, GARY**  
LB, 6-1, 224, Ohio State
6. **EMERICK, PAT**  
LB, 6-2, 238, Western Michigan

7. **DeCOURLEY, ERNEST**  
DT, 6-6, 250, Moorehead State
8. **LOCKE, ROGER**  
E, 6-2, 185, Arizona State
9. **MACZUZAK, JOHN**  
T, 6-5, 245, Pittsburgh
10. **LOPOUR, DICK**  
HB, 6-2, 214, Huron
11. **SHAHER, STEVE**  
QB, 6-0, 185, Utah State
12. **DENTON, ROBERT**  
T, 6-2, 240, Mississippi State
13. **SCHULTZ, DICK**  
T, 6-3, 240, Ohio University
14. **TOBIN, BILL**  
HB, 5-11, 210, Missouri
15. **ROSS, OLLIE**  
FB, 6-0, 215, West Texas State
16. **BOGDALEK, JIM**  
DT, 6-4, 245, Toledo
17. **REED, KEN**  
G, 6-0, 230, Tulsa
18. **SELLERS, JOHN**  
T, 6-2, 220, Bakersfield J.C.
19. **PRICE, BOB**  
G, 6-1, 230, North Texas State
20. **DAVIS, DON**  
B, 5-11, 220, McMurtry

## 1964

### (Drafted 1st)

1. **PARKS, DAVE**  
E, 6-2, 195, Texas Tech
2. **MIRA, GEORGE**  
QB, 5-11, 183, Miami (Fla.)
3. **WILCOX, DAVE**  
LB, 6-3, 230, Oregon
4. **WILSON, JAMES**  
G, 6-3, 244, Georgia
5. **JOHNSON, RUDY**  
FB, 5-11, 200, Nebraska
6. **LEWIS, GARY**  
FB, 6-2½, 227, Arizona State
7. **CLARKE, HAGWOOD**  
DB, 6-0, 195, Florida
8. **(A) DAUGHERTY, BOB**  
HB, 6-2, 185, Tulsa
8. **(B) POOLE, BOB**  
TE, 6-4, 216, Clemson
9. **MUDD, HOWARD**  
G, 6-3, 237, Hillsdale
10. **POLSER, FRED**  
T, 6-5, 235, East Texas State
11. **ALMQUIST, DENNIS**  
G, 6-1, 218, Idaho
12. **LONG, JIM**  
FB, 6-1, 202, Fresno State
13. **BROWN, ROBERT**  
DT, 6-5, 263, Arkansas A&M
14. **BEARD, ED**  
T, 6-2, 235, Tennessee
15. **GRIFFIN, JAMES**  
E, 6-3½, 230, Grambling
16. **GORDON, CORNELL**  
DB, 5-11, 180, No. Carolina A&T
17. **BRUSVAN, KEN**  
T, 6-4, 223, Oregon State
18. **COLE, JERRY**  
E, 6-4, 215, S.W. Texas State
19. **RAWSON, LARRY**  
B, 5-11, 209, Auburn
20. **BAKER, GENE**  
G, 6-1, 235, Whitworth

## 1965

### (Drafted 2nd)

1. **(A) WILLARD, KEN**  
FB, 6-2, 230, North Carolina
1. **(B) DONNELLY, GEORGE**  
DB, 6-3, 202, Illinois
2. **CERNE, JOE**  
C, 6-2, 237, Northwestern
3. **(A) SCHWEICKERT, BOB**  
HB, 6-1, 191, Virginia Poly
3. **(B) NORTON, JIM**  
T, 6-4, 247, Washington
3. **(C) CHAPPLE, JACK**  
LB, 6-2, 225, Stanford
4. **TODD, LARRY**  
FL, 6-1, 190, Arizona State
5. **MCCORMICK, DAVE**  
T, 6-6, 250, LSU
6. **Traded to Cleveland**
7. **Traded to Green Bay**
8. **Traded to Minnesota**
9. **SWINFORD, WAYNE**  
DB, 6-0½, 185, Georgia
10. **CAPPADONA, ROBERT**  
HB, 6-2, 225, Northeastern
11. **MASS, STEVE**  
T, 6-2, 270, Detroit
12. **PLUMP, DAVE**  
HB, 6-0, 190, Fresno
13. **SCHUMACHER, GREG**  
LB, 6-3, 230, Illinois
14. **ANDRUSKI, FRANK**  
DB, 6-0, 185, Utah
15. **PABIAN, JOE**  
T, 6-3, 270, West Virginia
16. **HETTEMMA, DAVE**  
T, 6-3½, 230, New Mexico
17. **FRKETICH, LEN**  
E, 6-3, 220, Oregon State
18. **STANDRIDGE, LEON**  
E, 6-3, 220, San Diego State
19. **FORD, DALE**  
QB-DB, 6-1, 200, Washington State
20. **DUNCAN, DENNIS**  
HB, 6-1, 200, Louisiana College

## 1966

### (Drafted Alternately 10-11)

1. **HINDMAN, STAN**  
DE—G, 6-3, 235, Mississippi
2. **WINDSOR, BOB**  
E, 6-4, 224, Kentucky
3. **(A) RANDOLPH, ALVIN**  
DB, 6-2, 193, Iowa
3. **(B) BLAND, DAN**  
DB, 5-11, 190, Mississippi State
4. **PARKER, DON**  
G, 6-3, 240, Virginia
5. **(A) PHILLIPS, MEL**  
(choice from Dallas)  
DB, 6-0, 190, No. Carolina A&T
5. **(B) SMITH, STEVE**  
TE, 6-5, 240, Michigan
6. **JOHNSON, CHARLES**  
DT, 6-2, 266, Louisville
7. **Traded to Baltimore**
8. **WITCHER, DICK**  
E, 6-3, 210, UCLA
9. **KRAMER, KENT**  
TE, 6-5, 235, Minnesota

10. **SBARANTI, RON**  
LB, 6-2, 228, Utah
11. **RIDLEHUBER, PRESTON**  
DB, 6-2, 195, Georgia
12. **LOBACH, LYALL**  
T, 6-5, 248, Simpson
13. **JACKSON, JIM**  
DB, 5-11, 185, W. Illinois
14. **COLLETT, ELMER**  
G, 6-4, 225, San Francisco State
15. **SAFFOLD, S. T.**  
E, 6-3, 205, San Jose State
16. **LeCLAIR, JIM**  
QB, 6-1, 195, C.W. Post
17. **BRELAND, JIM**  
G, 6-2, 230, Georgia Tech
18. **PARSON, RON**  
E, 6-5, 240, Austin Peay
19. **FITZGERALD, DICK**  
T, 6-1, 250, Nebraska
20. **WALKER, WILLIE**  
LB, 6-3, 220, Baylor

## 1967

### (Drafted alternately 11-13)

1. **(A) SPURRIER, STEVE**  
(Choice from Atlanta)  
QB, 6-2, 203, Florida
1. **(B) BANASZEK, CAS**  
LB, 6-3, 245, Northwestern
2. **HOLZER, TOM**  
T, 6-4, 248, Louisville
3. **(A) NUNLEY, FRANK**  
(Choice from Pittsburgh)  
LB, 6-2, 230, Michigan
3. **(B) TUCKER, BILL**  
HB, 6-2, 232, Tennessee A&I
4. **TRIMBLE, WAYNE**  
DB, 6-3, 205, Alabama
5. **Traded to Atlanta**
6. **CUNNINGHAM, DOUG**  
HB, 5-11, 185, Mississippi
7. **JACKSON, MILT**  
DB, 6-3, 185, Tulsa
8. **JOHNSON, WALTER**  
LB, 6-5, 235, Tuskegee
9. **BRIGGS, BOB**  
T, 6-3, 248, Heidelberg
10. **MYERS, PHIL**  
FL, 6-4, 185, Northwest Oklahoma
11. **CARMANN, KEN**  
DT, 6-4, 265, Kearney (Nebraska)
12. **HALL, JAMES**  
LB, 6-3, 230, Tuskegee
13. **GIBBS, RICH**  
DB, 6-1, 187, Iowa
14. **LeBLANC, DALTON**  
FL, 5-11, 175, Northeast Louisiana
15. **SPENCER, CLARENCE**  
FL, 6-4, 200, Louisville
16. **TEMPLEMAN, BART**  
C, 6-3, 248, Eastern Montana
17. **TALBOTT, DAN**  
QB, 6-0, 180, North Carolina

## 1968

### (Drafted alternately 14-15)

1. **BLUE, FORREST**  
C, 6-5, 248, Auburn
2. **Traded to St. Louis**

3. (A) **OLSSSEN, LANCE**  
(Choice from Detroit)  
T, 6-5, 267, Purdue
3. (B) **VANDERBUND, SKIP**  
LB, 6-3, 234, Oregon
4. **FULLER, JOHN**  
E, 6-0, 175, Lamar Tech
5. **LEE, DWIGHT**  
RB, 6-2, 190, Michigan State
6. (A) **JOHNSON, LEO**  
(Choice from New Orleans)  
FL, 6-2, 185, Tennessee
6. (B) **BELK, BILL**  
DE, 6-3, 240, Maryland State
7. **RICHARDSON, JERRY**  
LB, 6-2, 218, Mississippi
8. (A) **BROWN, CHARLES**  
(Choice from New York G)  
T, 6-5, 240, Augustana
8. (B) **GRAY, TOM**  
FL, 5-9, 174, Morehead State
9. **BOYETT, CASEY**  
E, 6-1, 188, Brigham Young
10. **HART, TOMMY**  
LB, 6-3, 215, Morris Brown
11. **FITZGIBBONS, DENNIS**  
G, 6-1, 260, Syracuse
12. **JOHNSON, HENRY**  
QB, 6-0, 180, Fisk
13. **MITRAKOS, TOM**  
C, 6-4, 220, Pittsburgh
14. **MOORE, ALEX**  
RB, 6-1, 200, Norfolk State
15. **SPENCER, CLARENCE**  
FL, 6-4, 200, Louisville
16. **ROSENOW, TOM**  
DT, 6-3, 250, Northern Illinois
17. **PATERA, DENNIS**  
K, 6-0, 214, Brigham Young

## 1969

(Drafted 16th)

1. (A) **KWALICK, TED**  
(Choice from New Orleans)  
TE, 6-4, 230, Penn State
1. (B) **WASHINGTON, GENE**  
FL, 6-1, 186, Stanford
2. **Traded to Pittsburgh**
3. **Traded to Dallas**
4. (A) **SNIADOCKI, JIM**  
(Choice from Detroit)  
LB, 6-2, 220, Indiana
4. (B) **MOORE, GENE**  
RB, 6-1, 220, Occidental
5. **EDWARDS, EARL**  
DT, 6-6, 276, Wichita State
6. **THOMAS, JIM**  
RB, 6-1, 216, Texas - Arlington
7. **VAN SINDEREN, STEVE**  
T, 6-4, 255, Washington State
8. **LOPER, MIKE**  
T, 6-4, 230, Brigham Young
9. **CRAWFORD, HILTON**  
DB, 6-1, 195, Grambling
10. **CHAPPLE, DAVE**  
K, 6-1, 180, Santa Barbara
11. **PEAKE, WILLIE**  
T, 6-3, 26, Alcorn A&M
12. **O'MALLEY, JACK**  
T, 6-4, 250, USC
13. **CHAMPLIN, PAUL**  
DB, 6-0, 194, Eastern Montana

14. **BLACK, TOM**  
FL, 6-1, 192, East Texas State
15. **GOLDEN, GARY**  
DB, 6-0, 179, Texas Tech
16. **HOSKINS, BOB**  
LB, 6-2, 235, Wichita State
17. **RUSHING, JOE**  
LB, 6-2, 216, Memphis State

## 1970

(Drafted 9th)

1. (A) **HARDMAN, CEDRICK**  
DE, 6-3, 250, North Texas State
1. (B) **TAYLOR, BRUCE**  
(Choice from Washington)  
DB, 6-0, 180, Boston University
2. **ISENBARGER, JOHN**  
(Choice from Los Angeles, 49ers' second choice traded to Los Angeles.)  
RB, 6-3, 205, Indiana
3. **Traded to Kansas City**
4. **WASHINGTON, VIC**  
WR, 5-11, 180, Wyoming
5. **McARTHUR, GARY**  
T, 6-5, 247, USC
6. **CLARK, RUSTY**  
QB, 6-2, 212, Houston
7. **STRONG, JIM**  
RB, 6-2, 204, Houston
8. **CAMPBELL, CARTER**  
LB, 6-3, 214, Weber State
9. **RILEY, PRESTON**  
WR, 6-1, 180, Memphis State
10. **SCHREIBER, LARRY**  
RB, 6-0, 193, Tennessee Tech
11. **CROCKETT, DANNY**  
WR, 6-1, 170, Toledo
12. **TANT, BILL**  
T, 6-4, 245, Dayton
13. **VANDERSLICE, JIM**  
LB, 6-3, 220, Texas Christian University
14. **KING, JACK**  
G, 6-2, 245, Clemson
15. **DELSIGNORE, DAVE**  
WR, 6-0, 175, Youngstown State
16. **PERKINS, PRODUS**  
WR, 6-0, 178, Livingstone College
17. **CULTON, MIKE**  
P, 5-11, 195, LaVerne College

## 1971

(Drafted alternately 18-19)

1. **ANDERSON, TIM**  
CB, 5-11, 201, Ohio State
2. (A) **JANET, ERNIE**  
(Choice from Green Bay)  
G, 6-4, 243, Washington
2. (B) **ORDUNA, JOE**  
RB, 6-0, 194, Nebraska
3. (A) **DICKERSON, SAM**  
(Choice from Philadelphia)  
WR, 6-2, 196, USC
3. (B) **PARKER, WILLIE**  
C, 6-3, 328, North Texas State
4. **HARRIS, TONY**  
RB, 6-3, 191, Toledo

5. (A) **SHATERNICK, DEAN**  
(Choice from New York G)  
T, 6-5, 244, Kansas State
5. (B) **WELLS, GEORGE**  
(Choice from New York G)  
LB, 6-1, 240, New Mexico State
5. (C) **HUFF, MARTY**  
LB, 6-2, 239, Michigan
6. **BRESLER, AL**  
WR, 6-1, 185, Auburn
7. **WATSON, JOHN**  
T, 6-4, 251, Oklahoma
8. **McCANN, JIM**  
P, 6-2, 170, Arizona State
9. **COUCH, THERMAN**  
LB, 6-2, 218, Iowa State
10. (A) **CARDO, RON**  
(Choice from New Orleans)  
RB, 6-3, 254, Wisconsin State
10. **JENNINGS, ERNIE**  
WR, 6-0, 170, Air Force
11. **REED, JOE**  
QB, 6-1, 196, Mississippi State
12. **BUNCH, JIM**  
DT, 6-3, 254, Wisconsin State
13. **BULLOCK, JOHN**  
RB, 5-11, 216, Purdue
14. **DUNSTAN, BILL**  
LB, 6-4, 217, Utah State
15. **LENNON, JOHN**  
DE, 6-3, 221, Colgate
16. **PURCELL, DAVE**  
DT, 6-4, 260, Kentucky
17. **CHARLTON, LEROY**  
CB, 6-2, 180, Florida A&M

## 1972

(Drafted alternately 19-18)

1. **BEASLEY, TERRY**  
WR, 5-11, 186, Auburn
2. (A) **McGILL, RALPH**  
(Choice from New York G)  
DB, 6-0, 181, Tulsa
2. (B) **BARRETT, JEAN**  
T, 6-6, 253, Tulsa
3. **DUNBAR, ALLEN**  
WR, 6-0, 196, Southern
4. **HALL, WINDLAN**  
CB, 5-11, 170, Arizona State
5. **GREENE, MIKE**  
LB, 6-4, 233, Georgia
6. **WALKER, JACKIE**  
SS, 6-0, 186, Tennessee
7. **HARDY, EDGAR**  
G, 6-4, 233, Jackson State
8. **WITTM, TOM**  
P, 6-1, 185, Northern Illinois
9. **BROWN, JERRY**  
CB, 5-10, 170, Northwestern
10. **WILLIAMS, STEVE**  
DT, 6-4, 251, Western Carolina
11. **LAPUTKA, TOM**  
DE, 6-4, 235, Southern Illinois
12. **SETZLER, STEVE**  
DE, 6-3, 232, St. Johns
13. **PETTIGREW, LEON**  
T, 6-5, 228, San Fernando Valley State
14. **GUTHRIE, ERIC**  
QB, 6-0, 200, Boise State

15. **MADDOX, BOB**  
DE, 6-6, 235, Frostburg State
16. **DAVIS, RON**  
G, 6-2, 235, Virginia State
17. **ALEXANDER, TED**  
RB, 6-0, 192, Langston

## 1973

(Drafted alternately 18-19)

1. **HOLMES, MIKE**  
CB, 6-1, 150, Texas Southern
2. **HARPER, WILLIE**  
LB, 6-2, 205, Nebraska
3. **Traded to Denver**
4. **Traded to San Diego**
5. **(A) FULK, MIKE**  
(Choice from Chicago)  
LB, 6-3, 229, Indiana
5. **(B) BEVERLY, ED**  
WR, 5-11, 172, Arizona State
6. **MOORE, ARTHUR**  
DT, 6-5, 253, Tulsa
7. **MITCHELL, JOHN**  
LB, 6-3, 229, Alabama
8. **ATKINS, DAVID**  
RB, 6-1, 202, Texas - El Paso
9. **PRÆTORIUS, ROGER**  
RB, 6-3, 228, Syracuse
10. **HUNT CHARLIE**  
LB, 6-3, 218, Florida State
11. **DAHLBERG, TOM**  
RB, 6-2, 209, Gustavus Adolphus
12. **PETTUS, LARRY**  
T, 6-4, 228, Tennessee State
13. **KELSO, ALAN**  
C, 6-6, 244, Washington
14. **MORRISON, DENNIS**  
QB, 6-3, 207, Kansas State
15. **BETTIGA, MIKE**  
WR, 6-3, 181, Humboldt State
16. **OVEN, MIKE**  
TE, 6-4, 205, Georgia Tech
17. **ERICKSON, BOB**  
G, 6-3, 240, North Dakota State

## 1974

(Drafted 10th)

1. **(A) JACKSON, WILBUR**  
RB, 6-1, 205, Alabama
1. **(B) SANDIFER, BILL**  
(Choice from New England)  
DT, 6-6, 278, UCLA
2. **(A) FAHNHORST, KEITH**  
OT, 6-6, 248, Minnesota
2. **(B) WILLIAMS, DELVIN**  
(Choice from Washington)  
RB, 6-1, 197, Kansas
3. **Traded to St. Louis**
4. **(A) HASLERIG, CLINT**  
(Choice from Green Bay)  
WR, 6-0, 189, Michigan
4. **(B) JOHNSON, SAMMY**  
RB, 6-1, 217, North Carolina
5. **Traded to New Orleans**
6. **RAINES, MIKE**  
DT, 6-6, 255, Alabama
7. **JOHNSON, KERMIT**  
RB, 5-11, 189, UCLA
8. **SCHNEITZ, JIM**  
T, 6-3, 253, Missouri
9. **MOORE, MANFRED**  
RB, 6-1, 190, USC

10. **GASPARD, GLEN**  
LB, 6-1, 210, Texas
11. **BATTLE, GREG**  
S, 5-11, 188, Colorado State
12. **HULL, TOM**  
LB, 6-3, 229, Penn State
13. **OWEN, TOM**  
QB, 6-1, 195, Wichita State
14. **WILLIAMSON, WALT**  
DE, 6-4, 225, Michigan
15. **GRAY, LEONARD**  
TE, 6-3, 218, Long Beach State
16. **CONNORS, JACK**  
DB, 5-11, 185, Oregon
17. **STANLEY, LEVI**  
G, 6-1, 230, Hawaii

## 1975

(Drafted alternately 10-9)

1. **WEBB, JIMMY**  
DT, 6-5, 248, Mississippi State
2. **COLLINS, GREG**  
LB, 6-3, 228, Notre Dame
3. **(A) HART, JEFF**  
(Choice from Buffalo, 49ers' choice traded to New York Giants)  
T, 6-5, 266, Oregon State
3. **(B) MIKE-MAYER, STEVE**  
(Choice from Washington)  
K, 6-0, 180, Maryland
3. **(C) BAKER, WAYNE**  
(Choice from St. Louis)  
DT, 6-6, 260, Brigham Young
4. **(A) ELAM, CLEVELAND**  
(Choice from New Orleans)  
DE, 6-3, 240, Tennessee State
4. **(B) OLIVER, FRANK**  
DB, 6-1, 189, Kentucky State
5. **BULLOCK, WAYNE**  
RB, 6-0, 232, Notre Dame
6. **Traded to Kansas City**
7. **Traded to Buffalo**
8. **KENDRICK, PRESTON**  
LB, 6-1, 217, Florida
9. **(A) JOHNSON, JAMES**  
DB, 6-2, 195, Tennessee State
9. **(B) NATALE, DAN**  
(Choice from Philadelphia)  
TE, 6-3, 223, Penn State
9. **(C) DOUGLAS, CEASER**  
(Choice from St. Louis)  
T, 6-5, 272, Illinois State
10. **LAYTON, DONNIE**  
RB, 6-0, 190, South Carolina State
11. **HERNANDEZ, GENE**  
DB, 6-2, 173, Texas Christian
12. **WORLEY, RICK**  
QB, 6-1, 195, Howard Payne
13. **MITCHELL, DALE**  
LB, 6-3, 211, USC
14. **HENSON, DAVID**  
WR, 6-3, 173, Abilene Christian
15. **LAVIN, RICH**  
TE, 6-5, 223, Western Illinois
- 16 & 17. **Choices to Baltimore for Colts' 15th & 16th in 1976**

## 1976

(Drafted alternately 4 & 3)

1. **Traded to New England**

2. **(A) CROSS, RANDY**  
C, 6-3, 245, UCLA
2. **(B) LEWIS, EDDIE**  
(Choice from Tampa Bay)  
CB, 6-0, 172, Kansas
3. **Traded to Dallas**
4. **RIVERA, STEVE**  
(Choice from Philadelphia, 49ers' choice to New York Giants)  
WR, 5-11, 190, California
5. **LEONARD, ANTHONY**  
(Choice from Detroit)  
CB, 5-11, 170, Virginia Union
6. **(A) PENNYWELL, ROBERT**  
LB, 6-1, 222, Grambling
6. **(B) BULL, SCOTT**  
(Choice from St. Louis)  
QB, 6-5, 209, Arkansas
7. **CHESLEY, JAY**  
DB, 6-1, 184, Vanderbilt
8. **AYERS, JOHN**  
T, 6-5, 238, West Texas State
9. **HARRISON, KENNY**  
WR, 6-0, 170, Southern Methodist
10. **ROSS, ROBIN**  
T, 6-4, 248, Washington State
11. **HOFER, PAUL**  
RB, 6-0, 186, Mississippi
12. **LOPER, GERALD**  
G, 6-2, 245, Florida
13. **BRUMFIELD, LARRY**  
CB, 6-0, 171, Indiana State
14. **MILLER, JOHNNY**  
G, 6-1, 241, Livingstone
15. **STIDHAM, HOWARD**  
LB, 6-2, 214, Tennessee Tech
16. **LEWIS, REGGIE**  
DE, 6-1, 215, San Diego State
17. **JENKINS, DARRYL**  
RB, 6-2, 235, San Jose State

## 1977

(Drafted 16th)

1. **Traded to New England**
2. **Traded to New England**
3. **BOYD, ELMO**  
(Choice from Houston, 49ers' choice to New York Giants)  
WR, 5-11, 185, Eastern Kentucky
4. **BLACK, STAN**  
S, 6-0, 204, Mississippi State
5. **Traded to Buffalo**
6. **(A) BURNS, MIKE**  
(Choice from Buffalo)  
CB, 6-0, 184, USC
6. **(B) HARLAN, JIM**  
C, 6-5, 241, Howard Payne
7. **VAN WAGNER, JIM**  
RB, 6-0, 202, Michigan Tech
8. **Traded to New York G)**
9. **POSEY, DAVID**  
K, 5-11, 167, Florida
10. **Traded to Tampa Bay**
11. **BILLICK, BRIAN**  
TE, 6-5, 232, Brigham Young
12. **MARTIN, SCOTT**  
T, 6-4, 257, North Dakota



## 1978

(Drafted 7th)

- (A) MacAfee, Ken  
TE, 6-4, Notre Dame
- (B) Bunz, Dan  
(Choice from Miami)  
LB, 6-4, 245, Long Beach
- Downing, Walt  
(Choice from Chicago, 49ers  
traded choice to Buffalo).  
G, 6-3, 254, Michigan
- Hughes, Ernie  
(Choice from Baltimore, 49ers  
traded choice to Buffalo).  
G, 6-3, 253, Notre Dame
- LeCount, Terry  
WR, 5-10, 172, Florida
- (A) Reese, Archie  
(Choice from Miami)  
DT, 6-3, 263, Clemson
- (B) Threadgill, Bruce  
DB, 6-0, 190, Mississippi State
- Walker, Elliott  
RB, 5-11, 193, Pittsburgh
- Quillan, Fred  
C, 6-5, 240, Oregon
- Traded to Washington
- (A) Redden, Herman  
DB, 6-2, 190, Howard
- (B) Moore, Dean  
(Choice from Detroit)  
LB, 6-2, 210, Iowa
- (C) McDaniels, Steve  
(Choice from Denver)  
T, 6-6, 276, Notre Dame
- Connell, Mike  
P, 6-1, 200, Cincinnati
- McCray, Willie  
DE, 6-5, 234, Troy State
- Irons, Dan  
T, 6-7, 260, Texas Tech

## 1979

(Drafted 1st)

- Traded to Buffalo
- Owens, James  
RB, 5-11, 188, UCLA
- Montana, Joe  
(Choice from Dallas via  
Seattle)  
QB, 6-3, 200, Notre Dame
- Traded to Buffalo
- (A) Seabron, Tom  
LB, 6-3, 209, Michigan
- (B) Aldridge, Jerry  
(Choice from Detroit)  
RB, 6-2, 220, Angelo State
- Vaughan, Ruben  
DT, 6-2, 264, Colorado
- Francis, Phil  
FB, 6-1, 205, Stanford
- Traded to Green Bay
- Hamilton, Steve  
DE, 6-3, 240, Missouri
- (A) Clark, Dwight  
WR, 6-3, 204, Clemson
- (B) Ballage, Howard  
(Choice from Tampa Bay)  
CB, 6-1, 182, Colorado
- McBride, Billy  
DB, 6-1, 187, Tennessee State
- Forfeited choice via  
supplemental draft in 1978.

## 1980

(Drafted alternately 2 & 1)

- (A) Cooper, Earl  
(Choice from New York Jets)  
RB, 6-3, 227, Rice
- (B) Stuckey, Jim  
(Choice from New York Jets)  
DE, 6-4, 245, Clemson
- Turner, Keena  
LB, 6-2, 219, Purdue
- (A) Miller, Jim  
(Choice from Minnesota)  
P, 5-11, 183, Mississippi
- (B) Puki, Craig  
(Choice from Minnesota)  
LB, 6-1, 231, Tennessee
- (A) Churchman, Ricky  
SS, 6-1, 193, Texas
- (B) Hodge, David  
(Choice from Los Angeles)  
LB, 6-2, 221, Houston
- Times, Ken  
DT, 6-2, 246, Southern
- Williams, Herb  
CB, 6-0, 198, Southern
- Traded to Cincinnati
- Leopold, Bobby  
(Choice from Oakland)  
LB, 6-1, 215, Notre Dame
- Hartwig, Dan  
(Choice from Oakland)  
QB, 6-3, 212, Cal Lutheran
- Traded to Pittsburgh
- Traded to Miami
- Traded to Pittsburgh

## 1981

(Drafted alternately 8-10)

- Lott, Ronnie  
DB, 6-0, 199, USC
- (A) Hart, John  
(Choice from Washington)  
DT, 6-4, 253, Iowa
- (B) Wright, Eric  
(Choice from Chicago, 49ers'  
choice to Chicago for this and  
5-B).  
DB, 6-1, 180, Missouri
- Williamson, Carlton  
DB, 6-0, 204, Pittsburgh
- Traded to Dallas
- (A) Thomas, Lynn  
DB, 5-11, 181, Pittsburgh
- (B) Jones, Arrington  
(Choice from Chicago)  
FB, 6-0, 230, Winston-Salem
- Kugler, Pete  
DT, 6-4, 255, Penn State
- Traded to Philadelphia
- White, Garry  
RB, 5-11, 201, Minnesota
- Traded to Cincinnati
- Traded to Baltimore
- DeBoise, Ron  
TE, 6-5, 229, UCLA
- (A) Ogilvie, Major  
RB, 5-11, 202, Alabama
- (B) Adams, Joe  
(Choice from Pittsburgh)  
QB, 6-3, 185, Tennessee State





## 49ERS' INITIAL DRAFT SELECTIONS (1950-PRESENT)

1950	Leo Nomellini (T) Minnesota
1951	Y.A. Tittle (QB) LSU*
1952	Hugh McElhenny (HB) Washington
1953	Harry Babcock (E) Georgia (NFL's No. 1 Pick)
1954	Bernie Faloney (QB) Maryland
1955	Dick Moegle (HB) Rice
1956	Earl Morrall (QB) Michigan State
1957	John Brodie (QB) Stanford
1958	Jim Place (HB) Michigan
1959	Dave Baker (HB) Oklahoma
1960	Monty Stickles (WR) Notre Dame
1961	Jim Johnson (RB) UCLA
1962	Lance Alworth (WR) Arkansas
1963	Kermit Alexander (RB) UCLA
1964	Dave Parks (WR) Texas Tech (NFL's No. 1 Pick)
1965	Ken Willard (FB) North Carolina
1966	Stan Hindman (DE) Mississippi
1967	Steve Spurrier (QB) Florida
1968	Forrest Blue (C) Auburn
1969	Ted Kwalick (TE) Penn State
1970	Cedrick Hardman (DE) North Texas State
1971	Tim Anderson (S) Ohio State
1972	Terry Beasley (WR) Auburn
1973	Mike Holmes (DB) Texas Southern
1974	Wilbur Jackson (RB) Alabama
1975	Jimmy Webb (DE) Mississippi State
1976	Randy Cross (C) UCLA
1977	Elmo Boyd (WR) Eastern Kentucky
1978	Ken MacAfee (TE) Notre Dame
1979	James Owens (WR-RB) UCLA
1980	Earl Cooper (RB) Rice
1981	Ronnie Lott (DB) USC

\* Played for Baltimore in 1948-49-50 . . . players of that defunct Colt franchise were placed in the NFL draft pool for 1951.

# 49ERS' TRADES SINCE 1970

## 1970

1. Traded No. 3 draft choice (1970) to Kansas City for WR-KR Noland Smith; Chiefs selected Texas A&M DE Billy Bob Barnett.
2. Acquired PK Bruce Gossett from Los Angeles for DB Kermit Alexander and No. 2 draft choice (1970); Rams chose WR Charlie Williams, Prairie View A&M.
3. Traded WR Clifton McNeal to N.Y. Giants for No. 5 draft choice (1971) and No. 2 (1972); 49ers selected LB George Wells, New Mexico State and DB Ralph McGill, Tulsa.
4. Traded OL Lance Olssen to Miami for DB Tom Beier.
5. Traded OL Kevin Hardy to Green Bay for No. 2 draft choice (1971); 49ers selected G Ernie Janet, Washington.
6. Traded RB Gary Lewis to New Orleans for No. 10 draft choice (1971); 49ers selected RB Ron Cardo, Wisconsin State.

## 1971

1. Traded DT Roland Lakes to N.Y. Giants for No. 2 draft choice (1973); 49ers selected LB Willie Harper, Nebraska.
2. Traded DB Alvin Randolph to Green Bay for No. 4 draft choice (1971); 49ers selected WR Clint Haslerig, Michigan.
3. Traded RB Bill Tucker to Chicago for No. 5 draft choice (1973); 49ers selected LB Mike Fulk, Indiana.

## 1972

1. Traded S Roosevelt Taylor and team's No. 3 and 4 draft choices to Washington for the Redskins' No. 2 (1974) and No. 3 draft choices (1975). Washington traded the No. 3 draft choice to Denver through San Diego, who selected DT John Wood of LSU. The No. 4 choice went to San Diego, and they selected LB Bill Singletary, Temple. The 49ers selected RB Delvin Williams, Kansas, with the No. 2 choice, and PK Steve Mike-Mayer, Maryland, with the No. 3 choice.
2. Acquired DE-DT Rolf Krueger from St. Louis for No. 2 draft choice (1973) and No. 3 draft choice (1974); Cardinals selected QB Gary Keithley, Texas-El Paso, and T Steve George, Houston.
3. Traded TE Bob Windsor to New England for No. 1 draft choice (1974); 49ers selected DT Bill Sandifer, UCLA.

## 1973

1. Traded DB Mike Simpson to Baltimore for No. 4 and No. 7 draft choices (1976).
2. Traded TE Dave Olerich to Chicago for No. 8 draft choice (1975).
3. Traded WR Preston Riley to New Orleans for No. 4 draft choice (1975); 49ers selected DE Cleveland Elam, Tennessee State.
4. Traded FB Ken Willard to St. Louis for No. 3 draft choice (1975) and No. 6 draft choice (1976); 49ers selected DT Wayne Baker, BYU, and QB Scott Bull, Arkansas.
5. Traded G Elmer Collett to Baltimore for No. 3 draft choice (1975).
6. Traded S Johnny Fuller to New Orleans for No. 3 draft choice (1975).
7. Traded LB Marty Huff to Buffalo for No. 5 draft choice (1976). Later voided.

8. Traded WR Allen Dunbar to New Orleans for No. 4 draft choice (1974).
9. Traded DT Earl Edwards to Buffalo for RB Randy Jackson and No. 3 draft choice (1976).
10. Traded No. 4 and No. 5 draft choices (1974) to New Orleans for WR Danny Abramowicz; Saints chose RB Rod McNeil, USC, and WR Joel Parker, Florida.

## 1974

1. Traded TE Mike Dettling to St. Louis for future considerations.
2. Traded RB Vic Washington to Houston for No. 1 draft choice (1976) and No. 3 draft choice (1977); 49ers selected WR Elmo Boyd, Eastern Kentucky with No. 3 pick in 1977; No. 1 pick later traded to New England.
3. Acquired G Bob Penchion from Buffalo for No. 7 draft choice (1975); Bills selected RB Gil Chapman, Michigan.
4. Traded RB Randy Jackson to Philadelphia for No. 4 draft choice (1975) and No. 9 draft choice (1976); No. 9 choice was used to select TE Dan Natale, Penn State.
5. Acquired QB Norm Snead from N.Y. Giants for No. 3 draft choice (1975) and No. 4 draft choice (1976); Giants selected WR Danny Buggs, West Virginia, and RB Gordon Bell, Michigan.
6. Acquired TE Tom Mitchell from Baltimore for return of Colts' No. 3 draft choice (1975) previously acquired as part of Elmer Collett trade and No. 4 choice (1976) previously acquired for Mike Simpson; Colts used No. 3 choice to pick DB Mike Washington, Alabama, and traded the No. 4 choice to Pittsburgh; Steelers selected DB Wonder Monds, Nebraska.
7. Traded WR John Isenbarger and WR Dick Witcher to Chicago for WR-KR Cecil Turner.
8. Traded LB Jim Sniadecki to St. Louis for No. 9 draft choice (1975); 49ers selected T Ceasar Douglas, Illinois Wesleyan.

## 1975

1. Traded No. 16 and No. 17 draft choice (1975) to Baltimore for Colts' No. 15 and No. 16 choices (1976); Colts selected DT Mike Evavold, Macalester, and DE Mike Bengard, Northwestern (Iowa).
2. Acquired TE Al Chandler from Cincinnati for No. 5 draft choice (1975); Bengals selected RB Willie Shelby, Alabama.
3. Acquired WR Bob Hayes from Dallas for No. 3 draft choice (1975); Cowboys selected WR Duke Ferguson, San Diego State.
4. Traded WR Robert West to Oakland for No. 9 draft choice (1976); Trade was conditional and later voided when West was waived by Oakland.
5. Acquired CB Nate Allen from Kansas City for G Randy Beisler and the No. 3 draft choice (1976) acquired from New Orleans; Chiefs selected DT Keith Simons, Minnesota.
6. Traded C Forrest Blue and returned Baltimore's No. 15 draft choice and No. 16 draft choice (1976) to the Colts for Baltimore's No. 3 draft choice (1978); Colts chose T Gary Alexander, Clemson, with No. 15 choice and TE Mike Fuhrman, Memphis State, with No. 16 choice; 49ers used the No. 3 choice (1978) to select G Ernie Hughes, Notre Dame.

## 1976

1. Sent DT Wayne Baker and G Bob Penchion to Seattle and RB Manfred Moore to Tampa Bay in expansion draft.
2. Traded QB Steve Spurrier to Tampa Bay for WR Willie McGee and LB Bruce Elia and the Buccaneers bonus choice in second round (1976); 49ers selected DB Eddie Lewis, Kansas.
3. Acquired QB Jim Plunkett from New England for QB Tom Owen and San Francisco's two No. 1 choices (1976) and a No. 1 and No. 2 choice (1977). With the two 1976 choices, the Patriots selected C Pete Brock, Colorado, and DB Tim Fox, Ohio State; with the two 1977 choices; the Patriots selected DB Raymond Clayborn, Texas, and RB Horace Ivory, Oklahoma.
4. Acquired G Brian Goodman from Denver for WR Fair Hooker.
5. Acquired TE Bob Adams from Denver for No. 10 draft choice (1977).
6. Acquired G Steve Lawson from Minnesota for DB Windlan Hall.
7. Traded CB Nate Allen to Minnesota for No. 6 draft choice (1978).
8. Acquired QB Marty Domres from Baltimore for No. 5 draft choice (1978); Colts selected T Frank Myers, Texas A&M.
9. Traded RB Larry Schreiber to Chicago for No. 5 draft choice (1978) from Houston through Kansas City; 49ers selected DT Archie Reese, Clemson.
10. Acquired TE Jim Obradovich from N.Y. Giants for No. 8 draft choice (1977); Giants selected LB Otis Rodgers, Iowa State.
11. Acquired WR Jim Lash from Minnesota for RB Sammy Johnson.

## 1977

1. Acquired LB Ed Bradley from Seattle for DT Bill Sandifer.
2. Acquired rights to G Johnny Miller from Tampa Bay for No. 10 draft choice (1977); Bucs selected LB Aaron Ball, Cal State Fullerton.
3. Acquired DT Ed Galigher from N.Y. Jets for No. 3 draft choice (1977); Jets selected TE Tank Marshall, Texas A&M.
4. Acquired QB Pat Sullivan from Chicago by purchasing contract.
5. Acquired TE Paul Seal from New Orleans for G John Watson.

## 1978

1. Acquired RB O.J. Simpson from Buffalo for five draft choices: No. 2 and No. 3 (1978), No. 1 and No. 4 (1979); and No. 2 (1980). With the 1978 picks the Bills selected DE Scott Hutchinson, Florida, and WR Danny Fulton, Nebraska-Omaha; With the two 1979 picks the Bills chose LB Tom Cousineau, Ohio State, and DE Ken Johnson, Knoxville. With the 1980 pick, they selected RB Joe Cribbs, Auburn.
2. Traded TE Tom Mitchell and a draft choice to Washington for WR Larry Jones.
3. Traded RB Delvin Williams to Miami for S Vern Roberson and WR Freddie Solomon and the Dolphins' No. 1 and No. 5 draft choices (1978); 49ers selected LB Dan Bunz, Cal State Long Beach and QB-DB Bruce Threadgill, Mississippi State.
4. Traded DE Tommy Hart to Chicago for No. 2 draft choice (1978); 49ers selected C-G Walt Downing, Michigan.
5. Acquired RB Greg Boykin from New Orleans for DB Ralph McGill.
6. Traded LB Dave Washington to Detroit for No. 5 draft choice (1979); 49ers selected Jerry Aldridge, Angelo State.

7. Acquired G Steve Knutson from Green Bay for No. 8 draft choice (1979); Packers selected WR Ron Cassidy, Utah State.
8. Acquired G. Kurt Shumacher from New Orleans for future considerations.
9. Acquired LB Joe Harris from Washington for No. 6 draft choice (1978) from Minnesota for CB Nate Allen; Redskins selected WR Walker Lee, North Carolina.
10. Traded WR Jim Lash and G Steve Lawson to Buffalo for future considerations.
11. Traded LB Skip Vanderbunt to New Orleans for S Chuck Crist.
12. Traded No. 3 draft choice (1979) for DB Bob Jury and Seattle's No. 3 draft choice (1979) acquired previously from Dallas; 49ers selected QB Joe Montana, Notre Dame. Seahawks selected LB Michael Jackson, Washington.
13. Traded TE Jim Obradovich to Tampa Bay for No. 10 draft choice (1979); 49ers selected DB Howard Ballage, Colorado.

## 1979

1. Acquired DB Melvin Morgan from Cincinnati for No. 7 draft choice (1980); Bengals selected LB Ron Simpkins, Michigan.
2. Added RB Mike Hogan to roster; Agreed to send a No. 7 draft choice (1981) to Philadelphia as compensation; Eagles selected K Alan Duncan, Tennessee.
3. Traded DT Cleveland Elam to Detroit for No. 2 draft choice (1980).
4. Acquired S Tim Gray from Kansas City for No. 9 draft choice (1980), who traded pick to Detroit; Lions selected DT Tom Tuinei, Hawaii.
5. Acquired S Tony Dungy from Pittsburgh for No. 10 draft choice (1980); Steelers selected DB Woodrow Wilson, North Carolina State.
6. Acquired CB Charles Cornelius from Miami for No. 11 draft choice (1980); Dolphins selected DE Phil Driscoll, Mankato State.


## 1980

1. Acquired DB Scott Perry from Cincinnati for No. 9 draft choice (1981); Bengals selected RB Samoa Samoa, Washington State.
2. Traded S Tony Dungy and FB Mike Hogan to N.Y. Giants for DB Ray Rhodes and WR Jimmy Robinson.
3. Acquired TE Charle Young and Los Angeles' No. 3 draft choice (1980), originally Washington's pick, and L.A.'s No. 4 draft choice (1980), originally New England's pick, for San Francisco's No. 3 draft choice (1980) and S.F.'s No. 5 draft choice (1983); 49ers selected LB Craig Puki, Tennessee, and LB David Hodge, Houston. Rams selected RB Jewerl Thomas, San Jose State.
4. Traded No. 1 draft choice (1980) to N.Y. Jets for their No. 1 choice and a No. 1 choice previously acquired from Denver; Jets selected WR Johnny "Lam" Jones, Texas. 49ers selected RB Earl Cooper, Rice, and DE Jim Stuckey, Clemson.
5. Traded No. 2 draft choice (1980) previously acquired from Detroit for Cleveland Elam to Minnesota for Vikings' No. 2 and No. 3 choices (1980); Vikings selected DB Willie Teal, LSU. 49ers selected LB Keena Turner, Purdue, and P Jim Miller, Mississippi.
6. Traded No. 8 draft choice (1980) to Oakland for Raiders' No. 8 and 9 choices (1980); Oakland selected DB Ken Hill, Yale. 49ers selected LB Bobby Leopold, Notre Dame, and QB Dan Hartwig, Cal Lutheran.

7. Acquired DE Willie Fry from Pittsburgh for S.F.'s No. 12 draft choice (1980); Steelers selected DB Charles Vaclavik, Texas. Fry was returned to Steelers after failing physical and 49ers received Pittsburgh's No. 12 choice (1981) as compensation; 49ers selected QB Joe Adams, Tennessee State.
8. Traded TE Paul Seal to Tampa Bay for No. 9 draft choice (1981); Seal failed physical and trade was voided.
9. Acquired LB Thomas Henderson from Dallas for No. 4 draft choice (1981); Cowboys selected LB Scott Pelluer, Washington State.
10. Traded DE Cedrick Hardman to Oakland for Raiders' No. 6 draft choice (1982) and No. 5 choice (1983).
11. Traded FB Wilbur Jackson to Washington for the Redskins' No. 2 draft choice (1981) and No. 2 draft choice (1982); 49ers selected DT John Harty, Iowa.
12. Acquired DT Jim Krah from Baltimore for No. 10 draft choice (1981); Colts selected LB Gregg Gerken, Northern Arizona.

## 1981

1. Traded No. 2 draft choice (1981) to Chicago for Bears' No. 2 and No. 5 choices (1981); Bears selected LB Mike Singletary, Baylor. 49ers selected CB Eric Wright, Missouri, and FB Arrington Jones, Winston-Salem.
2. Traded DT Ted Vincent to Tampa Bay for Bucs' No. 10 draft choice (1982).

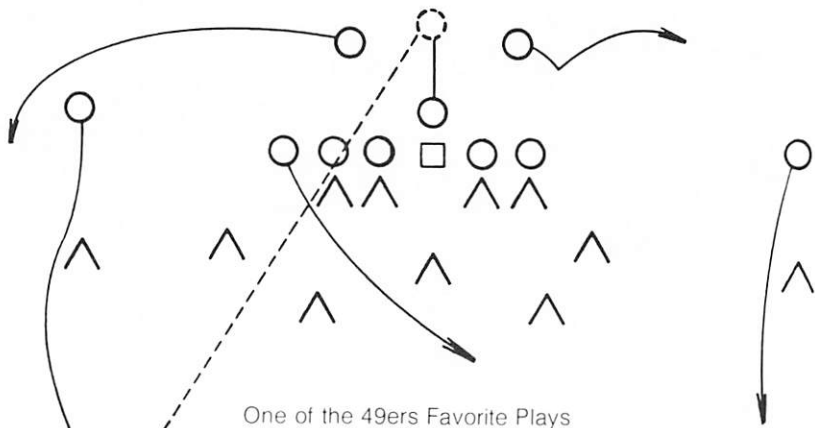


**A DRAFT DAY TRADE IN 1980 BROUGHT FULLBACK EARL COOPER TO THE 49ERS ALONG WITH DEFENSIVE END JIM STUCKEY (see Item 4 under 1980, opposite page).**

# MAKE YOUR BIG PLAY FOR STRAW HAT!

Make your move now for the pizza  
that has everything. The finest ingredients.  
The freshest toppings. More pizza  
for your dinner dollar.

Go for the big play at Straw Hat tonight... at more  
than 40 convenient locations in the Bay Area!



One of the 49ers Favorite Plays



®

# 49ERS' OPPONENTS





# Detroit Lions • Game 1



Clark



Sims

## Sept. 6 at Detroit

**OFFICE** ..... 1200 Featherstone Road  
Box 4200, Pontiac, Michigan 48057

**PRESIDENT** ..... William Clay Ford

**PUBLIC RELATIONS** ..... Don Kremer

Office ..... (313) 335-4131

Home ..... (313) 625-4035

**COLORS** ..... Honolulu Blue and Silver

**STADIUM** ..... Pontiac Silverdome  
80,638

**1980 RECORD** — WON 9, LOST 7; ALL-TIME RECORD (31 Seasons) — WON 323, LOST 403, TIED 31.

**HEAD COACH** — Monte Clark (4th season, 18-30); Assistant Coaches — Maxie Baughan, John Brunner, Don Doll, Fred Hoaglin, Joe Madden, Floyd Peters, Mel Phillips, Bob Schnelker, Larry Seiple.

## 1980 TEAM LEADERS

### RUSHING

	Att.	Yds.	Avg.	TD
Sims .....	313	1303	4.2	13
Bussey .....	145	720	5.0	3

### PASSING

	Att.	Comp.	Yds.	TD	Int.
Danielson .....	417	244	3223	13	11

### RECEIVING

	No.	Yds.	Avg.	TD
Scott .....	53	834	15.7	4
Sims .....	51	621	12.2	3

## 1980 Results (9-7)

41	@Los Angeles	20
29	@Green Bay	7
20	St. Louis	7
27	Minnesota	7
28	@Atlanta	43
24	New Orleans	13
7	@Chicago	24
17	@Kansas City	20
17	<b>San Francisco</b>	<b>13</b>
0	@Minnesota	34
9	Baltimore	10
24	@Tampa Bay	10
17	Chicago	23
23	@St. Louis	24
27	Tampa Bay	14
24	Green Bay	3

## 1981 Schedule

Sept. 6—San Francisco
Sept. 13—@San Diego
Sept. 20—@Minnesota
Sept. 27—Oakland
Oct. 4—@Tampa Bay
Oct. 11—@Denver
Oct. 19—Chicago
Oct. 25—Green Bay
Nov. 1—@Los Angeles
Nov. 8—@Washington
Nov. 15—Dallas
Nov. 22—@Chicago
Nov. 26—Kansas City
Dec. 6—@Green Bay
Dec. 12—Minnesota
Dec. 20—Tampa Bay



Gary Danielson

# Chicago Bears • Game 2

**Sept. 13 at San Francisco**

**OFFICE** ..... 55 East Jackson Blvd.  
Suite 1200, Chicago, IL 60604  
**PRESIDENT** ..... George S. Halas  
**PUBLIC RELATIONS** ..... Ted Haracz  
Office ..... (312) 295-6600  
Home ..... (312) 945-6208  
**COLORS** ..... Orange, Navy Blue, White  
**STADIUM** ..... Soldier Field  
64,124

**1980 RECORD** — WON 7, LOST 9; ALL-TIME RECORD (28 Seasons) — WON 463, LOST 347, TIED 31.

**HEAD COACH** — Neill Armstrong (3rd season, 24-24); Assistant Coaches — Jerry Frei, Dale Haupt, Hank Kuhlmann, Jim LaRue, Ken Meyer, Ted Plumb, Buddy Ryan.



**Armstrong**



**Plumb**

## 1980 TEAM LEADERS

### RUSHING

	Att.	Yds.	Avg.	TD
Payton	317	1460	4.6	6
Harper	113	404	3.6	5

### PASSING

	Att.	Comp.	Yds.	TD	Int.
Evans	278	148	2039	11	16
Phipps	122	61	630	2	9

### RECEIVING

	No.	Yds.	Avg.	TD
Scott	36	696	19.3	3
Watts	22	444	20.2	2



**Walter Payton**

### 1980 Results (7-9)

6	@Green Bay	12
22	New Orleans	3
14	Minnesota	34
3	@Pittsburgh	38
23	Tampa Bay	0
7	@Minnesota	13
24	Detroit	7
14	@Philadelphia	17
21	@Cleveland	27
35	Washington	21
6	Houston	10
17	@Atlanta	28
23	@Detroit	17
61	Green Bay	7
14	Cincinnati	17
14	@Tampa Bay	13

### 1981 Schedule

Sept. 6—Green Bay
<b>Sept. 13—@San Francisco</b>
Sept. 20—Tampa Bay
Sept. 28—Los Angeles
Oct. 4—@Minnesota
Oct. 11—Washington
Oct. 19—@Detroit
Oct. 25—San Diego
Nov. 1—@Tampa Bay
Nov. 8—@Kansas City
Nov. 15—@Green Bay
Nov. 22—Detroit
Nov. 26—@Dallas
Dec. 6—Minnesota
Dec. 13—@Oakland
Dec. 20—Denver

# Atlanta Falcons • Games 3 & 10



**Bennett**



**Curry**

## 1980 TEAM LEADERS

### RUSHING

	Att.	Yds.	Avg.	TD
Andrews .....	265	1308	4.9	4
Cain .....	235	915	3.9	8

### PASSING

	Att.	Comp.	Yds.	TD	Int.
Bartkowski .....	463	257	3544	31	16

### RECEIVING

	No.	Yds.	Avg.	TD
Jenkins .....	57	1025	18.0	6
Francis .....	54	862	16.0	7

## 1980 Results (12-4)

23	@Minnesota	24
37	@New England	21
17	Miami	20
20	@San Francisco	17
43	Detroit	28
7	New York Jets	14
41	@New Orleans	14
13	Los Angeles	10
30	@Buffalo	14
33	@St. Louis	27
31	New Orleans	13
28	Chicago	17
10	Washington	6
20	@Philadelphia	17
35	San Francisco	10
17	@Los Angeles	20

## 1981 Schedule

Sept. 6	-New Orleans
Sept. 13	-@Green Bay
Sept. 20	-San Francisco
Sept. 27	-@Cleveland
Oct. 5	-@Philadelphia
Oct. 11	-Los Angeles
Oct. 18	-St. Louis
Oct. 25	-New York Giants
Nov. 1	-@New Orleans
Nov. 8	-@San Francisco
Nov. 15	-Pittsburgh
Nov. 23	-Minnesota
Nov. 29	-@Houston
Dec. 6	-@Tampa Bay
Dec. 14	-@Los Angeles
Dec. 20	-Cincinnati

**Sept. 20 at Atlanta**  
**Nov. 8 at San Francisco**

**OFFICE** ..... Suwanee Road at I-85  
Suwanee, Georgia 30174

**PRESIDENT** ..... Rankin Smith, Jr.

**PUBLIC RELATIONS** ..... Charlie Dayton

Office ..... (404) 588-1111


Home ..... (404) 475-4889

**COLORS** ..... Red, Black, Silver and White

**STADIUM** ..... Atlanta-Fulton County  
60,748

**1980 RECORD** — WON 12, LOST 4; ALL-TIME RECORD (15 Seasons) — WON 82, LOST 130, TIED 4.

**HEAD COACH** — Leeman Bennett (5th season, 35-30); Assistant Coaches — Jerry Glanville, Mike McDonnell, John North, Jimmy Raye, Doug Shively, Jim Stanley, Bill Walsh, Dick Wood.



**Steve Bartkowski**

# New Orleans Saints • Games 4 & 16

**Sept. 27 at San Francisco**  
**Dec. 20 at New Orleans**

**OFFICE** ..... 1500 Poydras St.  
 New Orleans, LA 70112  
**PRESIDENT** ..... John W. Mecom, Jr.  
**PUBLIC RELATIONS** ..... Greg Suit  
 Office ..... (504) 587-3034  
 Home ..... (504) 283-4637  
**COLORS** ..... Old Gold, Black and White  
**STADIUM** ..... Superdome  
 74,472

**1980 RECORD** — WON 1, LOST 15; ALL--  
 TIME RECORD (14 Seasons) — WON 55,  
 LOST 142, TIED 3.

**HEAD COACH** — O.A. "Bum" Phillips (1st  
 season New Orleans; 6 seasons at Houston,  
 55-35); Assistant Coaches — King Hill,  
 Wade Phillips, John Levra, Lamar McHan,  
 Harold Richardson, Joe Spencer, Lance Van  
 Zandt, John Paul Young, Willie Zapalac.



**Phillips**



**Manning**

## 1980 TEAM LEADERS

### RUSHING

	Att.	Yds.	Avg.	TD
Rogers .....	80	366	4.6	1
Galbreath .....	81	308	3.8	3

### PASSING

	Att.	Comp.	Yds.	TD	Int.
Manning .....	509	309	3716	23	20

### RECEIVING

	No.	Yds.	Avg.	TD
Chandler .....	65	975	15.0	6
Galbreath .....	57	470	8.2	2



**Tony Galbreath**

### 1980 Results (1-15)

23	San Francisco	26
3	@Chicago	22
26	Buffalo	35
16	@Miami	21
7	St. Louis	40
13	@Detroit	24
14	Atlanta	41
14	@Washington	22
31	@Los Angeles	45
21	Philadelphia	34
13	@Atlanta	31
7	Los Angeles	27
20	Minnesota	23
35	@San Fran. (OT)	38
21	@N.Y. Jets	20
27	New England	38

### 1981 Schedule

Sept. 6—@Atlanta
Sept. 13—Los Angeles
Sept. 20—@New York Giants
<b>Sept. 27—@San Francisco</b>
Oct. 4—Pittsburgh
Oct. 11—Philadelphia
Oct. 18—@Cleveland
Oct. 25—Cincinnati
Nov. 1—Atlanta
Nov. 8—@Los Angeles
Nov. 15—@Minnesota
Nov. 22—@Houston
Nov. 29—Tampa Bay
Dec. 6—@St. Louis
Dec. 13—Green Bay
<b>Dec. 20—San Francisco</b>

# Washington Redskins • Game 5



Gibbs



Theismann

## 1980 TEAM LEADERS

### RUSHING

	Att.	Yds.	Avg.	TD
Jackson	176	708	4.0	3
Harmon	128	484	3.8	4

### PASSING

	Att.	Comp.	Yds.	TD	Int.
Theismann	454	262	2962	17	16

### RECEIVING

	No.	Yds.	Avg.	TD
Monk	58	797	13.7	3
Harmon	54	534	9.9	4

### 1980 Results (6-10)

3	Dallas	17
23	@N.Y. Giants	21
21	@Oakland	24
0	Seattle	14
14	@Philadelphia	24
17	@Denver	20
23	St. Louis	0
22	New Orleans	14
14	Minnesota	39
21	@Chicago	35
0	Philadelphia	24
10	@Dallas	14
6	@Atlanta	10
40	San Diego	17
16	N.Y. Giants	13
31	@St. Louis	7

### 1981 Schedule

Sept. 6	-Dallas
Sept. 13	-N.Y. Giants
Sept. 20	-@St. Louis
Sept. 27	-@Philadelphia
Oct. 4	-San Francisco
Oct. 11	-@Chicago
Oct. 18	-@Miami
Oct. 25	-New England
Nov. 1	-St. Louis
Nov. 8	-Detroit
Nov. 15	-@N.Y. Giants
Nov. 22	-@Dallas
Nov. 29	-@Buffalo
Dec. 6	-Philadelphia
Dec. 13	-Baltimore
Dec. 20	-@Los Angeles

## Oct. 4 at Washington

**OFFICE** 13832 Redskin Drive, Redskin Park  
P.O. Box 17247, Dulles International Airport  
Washington, D.C. 20041

**PRESIDENT** .....Edward Bennett Williams

**PUBLIC RELATIONS** .....Joe Blair

Office .....(703) 471-9100

Home .....(301) 589-6883

**COLORS** .....Burgundy and Gold

**STADIUM** R. F. Kennedy Memorial Stadium  
55,045

**1980 RECORD** — WON 6, LOST 10; ALL-TIME RECORD (44 Seasons) — WON 277, LOST 265, TIED 21.

**HEAD COACH** — Joe Gibbs (1st season); Assistant Coaches — Joe Bugel, Dan Breau, Dan Henning, Bill Hickman, Richie Petitbon, Larry Peccatiello, Wayne Sevier, Warren Simmons, LaVern Torgeson.



Art Monk

# Dallas Cowboys • Game 6

## Oct. 11 at San Francisco

**OFFICE** ..... 6116 N. Central Expressway  
Dallas, Texas 75206

**PRESIDENT** ..... Tex Schramm

**PUBLIC RELATIONS** ..... Doug Todd

Office ..... (214) 369-8000


Home ..... (214) 231-4766

**COLORS** .Royal Blue, Metallic Blue & White

**STADIUM** ..... Texas Stadium  
65,101

**1980 RECORD** — WON 12, LOST 4; ALL-TIME RECORD (20 Seasons) — WON 199, LOST 119, TIED 6.

**HEAD COACH** — Tom Landry (22nd season 199-119-6); Assistant Coaches — Jim Myers, Eral Allen, Mike Ditka, Al Lavan, Gene Stallings, Ernie Stautner, Jerry Tubbs, Bob Ward.



**Danny White**



**Landry**



**Dorsett**

## 1980 TEAM LEADERS

### RUSHING

	Att.	Yds.	Avg.	TD
Dorsett .....	278	1185	4.3	11
Newhouse .....	118	451	3.8	6

### PASSING

	Att.	Comp.	Yds.	TD	Int.
White .....	436	260	3287	28	25

### RECEIVING

	No.	Yds.	Avg.	TD
Hill .....	60	1055	17.6	8
D. Pearson .....	43	568	13.2	6

### 1980 Results (12-4)

17	@Washington	3
20	@Denver	41
28	Tampa Bay	17
28	@Green Bay	7
24	N.Y. Giants	3
59	<b>San Francisco</b>	<b>14</b>
10	@Philadelphia	17
42	San Diego	31
27	@St. Louis	24
35	@N.Y. Giants	38
31	St. Louis	21
14	Washington	10
51	Seattle	7
19	@Oakland	13
14	@Los Angeles	38
35	Philadelphia	27

### 1981 Schedule

Sept. 6—@Washington
Sept. 13—St. Louis
Sept. 21—@New England
Sept. 27—N.Y. Giants
Oct. 4—@St. Louis
<b>Oct. 11—@San Francisco</b>
Oct. 18—Los Angeles
Oct. 25—Miami
Nov. 1—@Philadelphia
Nov. 9—Buffalo
Nov. 15—@Detroit
Nov. 22—Washington
Nov. 26—Chicago
Dec. 6—@Baltimore
Dec. 13—Philadelphia
Dec. 19—@N.Y. Giants

# Green Bay Packers • Game 7



**Starr**



**Dickey**

## Oct. 18 at Milwaukee

**OFFICE** ..... 1265 Lombardi Ave.  
Green Bay, Wisconsin 54303  
**PRESIDENT** ..... Dominic Olejczak  
**PUBLIC RELATIONS** ..... Lee Rummel  
Office ..... (414) 494-2341  
Home ..... (414) 432-0609  
**COLORS** ..... Green and Gold  
**STADIUM** ..... Milwaukee County  
47,823  
Lambeau Field (Green Bay)  
56,267

## 1980 TEAM LEADERS

### RUSHING

	Att.	Yds.	Avg.	TD
Ivery .....	202	832	4.1	3
Ellis .....	126	545	4.3	5

### PASSING

	Att.	Comp.	Yds.	TD	Int.
Dickey .....	478	278	3529	15	25

### RECEIVING

	No.	Yds.	Avg.	TD
Lofton .....	71	1226	17.3	4
Ivery .....	50	481	9.6	1

**1980 RECORD** — WON 5, LOST 10; ALL-TIME RECORD (60 Seasons) — WON 422, LOST 326, TIED 35.

**HEAD COACH** — Bart Starr (7th season 31-57-2); Assistant Coaches — Zeke Bratkowski, Lew Carpenter, Ross Fichtner, Pete Kettela, John Marshall, Ernie McMillan, John Meyer, Rick Rehbein, Richard Ulrich.



**Eddie Lee Ivery**

### 1980 Results (5-10-1)

12	Chicago	6
7	Detroit	29
21	@Los Angeles	51
7	Dallas	28
14	Cincinnati	9
14	@Tampa Bay	14
21	@Cleveland	26
16	Minnesota	3
20	@Pittsburgh	22
23	<b>San Francisco</b>	<b>16</b>
21	@N.Y. Giants	27
25	@Minnesota	13
17	Tampa Bay	20
7	@Chicago	61
3	Houston	22
3	@Detroit	24

### 1981 Schedule

Sept. 6—@Chicago
Sept. 13—Atlanta
Sept. 20—@Los Angeles
Sept. 27—Minnesota (Milw.)
Oct. 4—@N.Y. Giants
Oct. 11—Tampa Bay
<b>Oct. 18—San Francisco (Milw.)</b>
Oct. 25—@Detroit
Nov. 1—Seattle
Nov. 8—N.Y. Giants (Milw.)
Nov. 15—Chicago
Nov. 22—@Tampa Bay
Nov. 29—@Minnesota
Dec. 6—Detroit
Dec. 13—@New Orleans
Dec. 20—@N.Y. Jets

# Los Angeles Rams • Games 8 & 12

**Oct. 25 at San Francisco**

**Nov. 22 at Anaheim**

**OFFICE** ..... 2327 W. Lincoln  
Anaheim, California 92801

**PRESIDENT** ..... Georgia Frontiere

**PUBLIC RELATIONS** ..... Jerry Wilcox

Office ..... (714) 535-7267

Home ..... (213) 585-5400

**COLORS** ..... Royal Blue, Gold and White

**STADIUM** ..... Anaheim Stadium  
69,000

**1980 RECORD** — WON 11, LOST 5; ALL-TIME RECORD (43 Seasons) — WON 302, LOST 234, TIED 20.

**HEAD COACH** — Ray Malavasi (4th season 32-16-1); Assistant Coaches — Bud Carson, Clyde Evans, Paul Lanham, Frank Lauterbur, Herb Paterra, Dan Radakovich, Lionel Taylor.



**Malavasi**



**Bryant**



**Mike Fanning**

## 1980 TEAM LEADERS

### RUSHING

	Att.	Yds.	Avg.	TD
Bryant .....	183	807	4.4	3
Peacock .....	164	777	4.7	7

### PASSING

	Att.	Comp.	Yds.	TD	Int.
Ferragamo .....	404	240	3199	30	19

### RECEIVING

	No.	Yds.	Avg.	TD
Bryant .....	53	386	6.3	3
Waddy .....	38	670	17.6	5

## 1980 Results (11-5)

20	Detroit	41
9	@ Tampa Bay	10
51	Green Bay	21
28	@ N.Y. Giants	7
48	San Francisco	26
21	@ St. Louis	13
31	@ San Francisco	17
10	@ Atlanta	13
45	New Orleans	31
14	Miami	35
17	@ New England	14
27	@ New Orleans	7
38	N.Y. Jets	13
7	@ Buffalo (OT)	10
38	Dallas	14
20	Atlanta (OT)	17

## 1981 Schedule


Sept. 6—Houston
Sept. 13—@ New Orleans
Sept. 20—Green Bay
Sept. 28—@ Chicago
Oct. 4—Cleveland
Oct. 11—@ Atlanta
Oct. 18—@ Dallas
<b>Oct. 25—@ San Francisco</b>
Nov. 1—Detroit
Nov. 8—New Orleans
Nov. 15—@ Cincinnati
<b>Nov. 22—San Francisco</b>
Nov. 29—@ Pittsburgh
Dec. 6—@ N.Y. Giants
Dec. 14—Atlanta
Dec. 20—Washington



# Pittsburgh Steelers • Game 9



Noll



Lambert

## 1980 TEAM LEADERS

### RUSHING

	Att.	Yds.	Avg.	TD
Harris	208	789	3.8	4
Bleier	78	340	4.4	1

### PASSING

	Att.	Comp.	Yds.	TD	Int.
Bradshaw	424	218	3339	24	22

### RECEIVING

	No.	Yds.	Avg.	TD
Swann	44	710	16.1	7
Smith	37	711	19.2	9

### 1980 Results (9-7)

31	Houston	17
20	@Baltimore	17
28	@Cincinnati	30
38	Chicago	3
23	@Minnesota	17
16	Cincinnati	17
34	Oakland	45
26	@Cleveland	27
22	Green Bay	20
24	@Tampa Bay	21
16	Cleveland	13
13	@Buffalo	28
23	Miami	10
0	@Houston	6
21	Kansas City	16
17	@San Diego	26

### 1981 Schedule

Sept. 6	-Kansas City
Sept. 10	-@Miami
Sept. 20	-N.Y. Jets
Sept. 27	-New England
Oct. 4	-@New Orleans
Oct. 11	-Cleveland
Oct. 18	-@Cincinnati
Oct. 26	-Houston
Nov. 1	-San Francisco
Nov. 8	-@Seattle
Nov. 15	-@Atlanta
Nov. 22	-@Cleveland
Nov. 29	-Los Angeles
Dec. 7	-@Oakland
Dec. 13	-Cincinnati
Dec. 20	-@Houston

## Nov. 1 at Pittsburgh

**OFFICE** ..... 300 Stadium Circle  
Pittsburgh, PA 15212

**PRESIDENT** ..... Daniel M. Rooney

**PUBLIC RELATIONS** ..... Joe Gordon

Office ..... (412) 323-1200


Home ..... (412) 488-0465

**COLORS** ..... Black and Gold

**STADIUM** ..... Three Rivers Stadium  
54,000

**1980 RECORD** — WON 9, LOST 7; ALL-TIME RECORD (48 Seasons) — WON 284, LOST 323, TIED 20.

**HEAD COACH** — Chuck Noll (97-34-1); Assistant Coaches — George Perles, Rolie Dotsch, Tony Dungy, Dick Hoak, Tom Moore, Paul Uram, Dick Walker, Woody Widenhofer.



Terry Bradshaw

# Cleveland Browns • Game 11

**Nov. 15 at San Francisco**

**OFFICE** ..... Cleveland Stadium  
Cleveland, Ohio 44114  
**PRESIDENT** ..... Arthur B. Modell  
**PUBLIC RELATIONS** ..... Kevin Byrne  
Office ..... (216) 696-5555  
Home ..... (216) 835-8932  
**COLORS** ..... Brown, Orange and White  
**STADIUM** ..... Cleveland Stadium  
80,385

**1980 RECORD** — WON 11, LOST 5; ALL-TIME RECORD (31 Seasons) — WON 270, LOST 157, TIED 9.

**HEAD COACH** — Sam Rutigliano (4th season 20-20); Assistant Coaches — Dave Adolph, Len Fontes, Jim Garrett, Paul Hackett, Rod Humenuik, Rich Kotite, John Petercuskie, Tom Pratt, Marty Schottenheimer.



**Brian Sipe**



**Rutigliano**



**M. Pruitt**

## 1980 TEAM LEADERS

### RUSHING

	Att.	Yds.	Avg.	TD
M. Pruitt	249	1034	4.2	6
White	86	279	3.2	5

### PASSING

	Att.	Comp.	Yds.	TD	Int.
Sipe	554	337	4132	30	14

### RECEIVING

	No.	Yds.	Avg.	TD
M. Pruitt	63	471	7.5	0
Rucker	52	768	14.8	4

## 1980 Results (11-5)

17	@New England	34
7	Houston	16
20	Kansas City	13
34	@Tampa Bay	27
16	Denver	19
27	@Seattle	3
26	Green Bay	21
27	Pittsburgh	26
27	Chicago	21
28	@Baltimore	27
13	@Pittsburgh	16
31	Cincinnati	7
17	@Houston	14
17	N.Y. Jets	14
23	@Minnesota	28
27	@Cincinnati	24

## 1981 Schedule

Sept. 7—San Diego
Sept. 13—Houston
Sept. 20—@Cincinnati
Sept. 27—Atlanta
Oct. 4—@Los Angeles
Oct. 11—@Pittsburgh
Oct. 18—New Orleans
Oct. 25—Baltimore
Nov. 1—@Buffalo
Nov. 8—@Denver
<b>Nov. 15—@San Francisco</b>
Nov. 22—Pittsburgh
Nov. 29—Cincinnati
Dec. 3—@Houston
Dec. 12—N.Y. Jets
Dec. 20—@Seattle

# New York Giants • Game 13



Perkins



Jeter

## 1980 TEAM LEADERS

### RUSHING

	Att.	Yds.	Avg.	TD
Taylor	147	580	3.9	4
Heater	111	360	3.2	3

### PASSING

	Att.	Comp.	Yds.	TD	Int.
Simms	402	193	2321	15	19

### RECEIVING

	No.	Yds.	Avg.	TD
Gray	52	777	14.9	10
Taylor	33	253	7.7	0

### 1980 Results (4-12)

41	@St. Louis	35
21	Washington	23
3	@Philadelphia	35
7	Los Angeles	28
3	@Dallas	24
16	Philadelphia	31
7	@San Diego	44
9	Denver	14
13	@Tampa Bay	30
38	Dallas	35
27	Green Bay	21
0	@San Francisco	12
7	St. Louis	23
27	@Seattle	21
13	@Washington	16
17	Oakland	33

### 1981 Schedule

Sept. 6	-Philadelphia
Sept. 13	-@Washington
Sept. 20	-New Orleans
Sept. 27	-@Dallas
Oct. 4	-Green Bay
Oct. 11	-St. Louis
Oct. 18	-@Seattle
Oct. 25	-@Atlanta
Nov. 1	-N.Y. Jets
Nov. 8	-@Green Bay (Milw.)
Nov. 15	-Washington
Nov. 22	-@Philadelphia
Nov. 29	-@San Francisco
Dec. 6	-Los Angeles
Dec. 13	-@St. Louis
Dec. 19	-Dallas

## Nov. 29 at San Francisco

**OFFICE** ..... Giants Stadium  
East Rutherford, N.J. 07073

**PRESIDENT** ..... Wellington T. Mara

**PUBLIC RELATIONS** ..... Ed Croke

Office ..... (201) 935-8111


Home ..... (201) 440-9224

**COLORS** ..... Blue, Red and White

**STADIUM** ..... Giants Stadium  
76,891

**1980 RECORD** — WON 4, LOST 12; ALL-TIME RECORD (56 Seasons) — WON 375, LOST 400, TIED 30.

**HEAD COACH** — Ray Perkins (4th season 10-22); Assistant Coaches — Ernie Adams, Bill Austin, Bill Belichick, Romeo Crennel, Fred Glick, Pat Hodgson, Lamar Leachman, Bob Lord, Bill Parcells, Jim Williams.



Phil Simms

# Cincinnati Bengals • Game 14

**Dec. 6 at Cincinnati**

**OFFICE** ..... 200 Riverfront Stadium  
Cincinnati, OH 45202

**PRESIDENT** ..... John Sawyer

**PUBLIC RELATIONS** ..... Allan Heim

Office ..... (513) 621-3550


Home ..... (513) 752-9116

**COLORS** ..... Orange, Black and White


**STADIUM** ..... Riverfront Stadium  
59,754

**1980 RECORD** — WON 6, LOST 10; ALL-TIME RECORD (13 Seasons) — WON 87, LOST 103, TIED 1.

**HEAD COACH** — Forrest Gregg (2nd season 6-10); Assistant Coaches — Hank Bullough, Bruce Coslet, Lindy Infante, Dick LeBeau, Dick Modzelewski, Jim McNally, George Sefcik, Kim Wood.



**Ken Anderson**



**Gregg**



**Browner**

## 1980 TEAM LEADERS

### RUSHING

	Att.	Yds.	Avg.	TD
Johnson	186	747	4.0	6
Alexander	169	702	4.2	2

### PASSING

	Att.	Comp.	Yds.	TD	Int.
Anderson	275	166	1778	6	13
Thompson	234	115	1324	11	12

### RECEIVING

	No.	Yds.	Avg.	TD
Ross	56	724	12.9	4
Curtis	43	610	14.2	3

### 1980 Results (6-10)

12	Tampa Bay	17
16	@Miami	17
30	Pittsburgh	28
10	Houston	13
9	@Green Bay	14
17	@Pittsburgh	16
14	Minnesota	0
3	@Houston	23
14	San Diego	31
17	@Oakland	28
0	Buffalo	14
7	@Cleveland	31
20	@Kansas City	6
34	Baltimore	33
17	@Chicago (OT)	14
24	Cleveland	27

### 1981 Schedule

Sept. 6—Seattle
Sept. 13—@N.Y. Jets
Sept. 20—Cleveland
Sept. 27—Buffalo
Oct. 4—@Houston
Oct. 11—@Baltimore
Oct. 18—Pittsburgh
Oct. 25—@New Orleans
Nov. 1—Houston
Nov. 8—@San Diego
Nov. 15—Los Angeles
Nov. 22—Denver
Nov. 29—@Cleveland
<b>Dec. 6—San Francisco</b>
Dec. 13—@Pittsburgh
Dec. 20—@Atlanta

# Houston Oilers • Game 15



**Biles**



**Stabler**

## Dec. 13 at San Francisco

**OFFICE** ..... 6910 Fannin Street  
P.O. Box 1516, Houston, TX 77030

**PRESIDENT** ..... K.S. "Bud" Adams, Jr.

**PUBLIC RELATIONS** ..... Mike McClure

Office ..... (713) 797-9111

Home ..... (713) 437-5675

**COLORS** ..... Scarlet, Columbia Blue and White

**STADIUM** ..... Astrodome  
50,000

**1980 RECORD** — WON 11, LOST 5; ALL-TIME RECORD (21 Seasons) — WON 147, LOST 158, TIED 6.

**HEAD COACH** — Ed Biles (1st season); Assistant Coaches — Andy Bourgeois, Ray Callahan, Joe Galat, Bob Gambold, Dick Nolan, Elijah Pitts, Dick Selcer, Jim Shofner.

### 1980 TEAM LEADERS

#### RUSHING

	Att.	Yds.	Avg.	TD
Campbell .....	373	1934	5.2	13
Carpenter .....	97	359	3.7	3

#### PASSING

	Att.	Comp.	Yds.	TD	Int.
Stabler .....	454	293	3202	13	28

#### RECEIVING

	No.	Yds.	Avg.	TD
Barber .....	59	712	12.1	5
*Casper (Year) ..	56	806	14.4	4

\*Began season with Oakland.

#### 1980 Results (11-5)

17	@Pittsburgh	31
16	@Cleveland	7
21	Baltimore	16
13	@Cincinnati	10
7	Seattle	26
20	@Kansas City	21
20	Tampa Bay	14
23	Cincinnati	3
20	@Denver	16
38	New England	34
10	@Chicago	6
28	@N.Y. Jets (OT)	31
14	Cleveland	17
6	Pittsburgh	0
22	@Green Bay	3
20	Minnesota	16

#### 1981 Schedule

Sept. 6—@Los Angeles
Sept. 13—@Cleveland
Sept. 20—Miami
Sept. 27—@N.Y. Jets
Oct. 4—Cincinnati
Oct. 11—Seattle
Oct. 18—@New England
Oct. 26—@Pittsburgh
Nov. 1—@Cincinnati
Nov. 8—Oakland
Nov. 15—@Kansas City
Nov. 22—New Orleans
Nov. 29—Atlanta
Dec. 3—Cleveland
<b>Dec. 13—@San Francisco</b>
Dec. 20—Pittsburgh



**Earl Campbell**

**49ERS' 1980  
SEASON AT A GLANCE**



# 49ers' 1980 Final Official Cumulative

## RESULTS AND ATTENDANCE (6-10-0)

(W) 26 @New Orleans	(58,621)	23
(W) 24 St. Louis (OT)	(49,999)	21
(W) 37 @New York Jets	(50,608)	27
(L) 17 Atlanta	(56,518)	20
(L) 26 @Los Angeles	(62,188)	48
(L) 14 @Dallas	(63,399)	59
(L) 17 Los Angeles	(55,360)	31
(L) 23 Tampa Bay	(51,925)	24
(L) 13 @Detroit	(78,845)	17
(L) 16 @Green Bay	(54,475)	23
(L) 13 @Miami	(45,135)	17
(W) 12 New York Giants	(38,574)	0
(W) 21 New England	(45,254)	17
(W) 38 New Orleans (OT)	(37,949)	35
(L) 10 @Atlanta	(55,767)	35
(L) 13 Buffalo	(37,476)	18
Total Attendance:		(842,093)

## Team Statistics

49ERS	OPP.
TIME OF POSSESSION	7:31:21
TOTAL FIRST DOWNS	298
By Rushing	105
By Passing	171
By Penalty	22
THIRD DOWN-MADE/ATT	91/240
Third Down Efficiency	37.9
TOTAL NET YARDS	5320
Avg Gain per Game	332.5
Total Offensive Plays	1042
Avg Gain per Play	5.1
NET YARDS RUSHING	1743
Avg Gain per Game	108.9
Total Rushing Plays	415
Avg Gain per Rush	4.2
NET YARDS PASSING	3577
Avg Net Passing per Game	223.6
Lost Att to Pass	30/222
Gross Yards Passing	3799
Attempts/Completions	597/363
Percent Complete	60.8
Had Intercepted	26
PUNTS/AVERAGE	77/40.9
Net Punting Average	32.8
PUNT RETURNS/AVERAGE	45/9.1
KICKOFF RET/AVERAGE	75/18.5
INTERCEPTS/AVG RET	17/10.9
PENALTIES/YARDS	109/933
FUMBLES/BALL LOST	39/14
TOUCHDOWNS	40
By Rushing	10
By Passing	27
By Returns	3
Extra Points	33/40
Field Goals	15/19
Safeties	1
TOTAL POINTS	320
AVG. PER GAME	20.0

## RUSHING

Player	Att.	Yds.	Avg.	Lg.	TD
Cooper	171	720	4.2	47	5
Elliott	76	341	4.5	20	2
Hofer	60	293	4.9	26T	1
Woods	50	229	4.6	23	0
Montana	32	77	2.4	11	2
Solomon	8	56	7.0	11	0
Francis	7	36	5.1	14	0
DeBerg	6	4	0.7	7	0
Patton	1	1	1.0	1	0
Ramson	2	-2	-1.0	4	0
Miller	2	-12	-6.0	0	0
49ers	415	1743	4.2	47	10
Opponents	556	2218	4.0	48	20

## RECEIVING

Player	No.	Yds.	Avg.	Lg.	TD
Cooper	83	567	6.8	66T	4
Clark	82	991	12.1	71T	8
Solomon	48	658	13.7	93T	8
Hofer	41	467	11.4	28	2
Young	29	325	11.2	41	2
Elliott	27	285	10.6	45T	1
Ramson	21	179	8.5	22	2
Woods	20	171	8.6	23	0
Owens	9	133	14.8	29	0
Francis	3	23	7.7	15	0
49ers	363	3799	10.5	93T	27
Opponents	327	3958	12.1	81T	29

## INTERCEPTIONS

Player	No.	Yds.	Avg.	Lg.	TD
Hicks	4	73	18.3	44	0
Churchman	4	7	1.8	7	0
Leopold	2	23	11.5	13	0
Turner	2	15	7.5	11	0
Williams, G.	1	28	28.0	28	0
Rhodes	1	25	25.0	25	0
Johnson	1	15	15.0	15	0
Puki	1	0	0.0	0	0
Tautolo	1	0	0.0	0	0
49ers	17	186	10.9	44	0
Opponents	26	319	12.3	34	2

## KICKOFF RETURNS

Player	No.	Yds.	Avg.	Lg.	TD
Owens	31	726	23.4	101T	1
Elliott	18	321	17.8	32	0
Anderson	6	104	17.3	22	0
Solomon	4	61	15.3	32	0
Francis	5	60	12.0	32	0
Patton	4	43	10.8	19	0
Ramson	1	18	18.0	18	0
Tautolo	1	16	16.0	16	0
Young	1	14	14.0	14	0
Johnson	2	10	10.0	10	0
Hughes	1	10	5.0	22	0
Hofer	1	2	2.0	2	0
49ers	75	1385	18.5	101T	1
Opponents	58	1203	20.7	52	0

## SCORE BY QUARTERS

	1	2	3	4	OT	Tot.
49ers	61	93	62	98	6	320
Opponents	78	119	104	114	0	415

# Statistics — Sixteen Games

## SCORING

Player	TR	TP	TRT	FG	PAT	SF	TP
Werschling	0	0	0	15-19	33-39	0	78
Solomon	0	8	2	0-0	0-0	0	60
Cooper	5	4	0	0-0	0-0	0	54
Clark	0	8	0	0-0	0-0	0	48
Elliott	2	1	0	0-0	0-0	0	18
Hofer	1	2	0	0-0	0-0	0	18
Montana	2	0	0	0-0	0-1*	0	12
49ers	10	27	3	15-19	33-40	1	320
Opponents	20	29	3	17-26	50-52	1	415

\* On pass attempt (vs N.Y. Jets)

## FGS

Player	1-19	20-29	30-39	40-49	50+	Total
Werschling	1-1	2-2	8-9	4-5	0-2	15-19
49ers	1-1	2-2	8-9	4-5	0-2	15-19
Opp.	0-0	5-5	7-13	4-5	1-3	17-26

Werschling: (37, 37); (34, 33); (25); (47); (-); (-);  
 (39); (38, 40, 18, 63); (50, 36, 39); (24); (40); (43); (-);  
 (36); (41); (-).

## PUNTING

Player	No.	Yds.	Avg.	TB	In 20	Lg.	Blkd.
Miller	77	3152	40.9	5	11	65	0
49ers	77	3152	40.9	5	11	65	0
Opponents	67	2560	38.2	6	10	64	0

## PUNT RETURNS

Player	No.	Yds.	Avg.	FC	Lg.	TD
Solomon	27	298	11.0	3	57T	2
Hicks	12	58	4.8	3	10	0
Robinson	3	36	12.0	0	21	0
Churchman	2	16	8.0	0	13	0
Ferrell	1	1	1.0	0	1	0
49ers	45	409	9.1	6	57T	2
Opponents	48	530	11.0	11	43	0

## PASSING

Player	Att.	Comp.	Yds.	Pct.	Av./Att.	TD	Tpct.	Int.	Icpt.	Lg.	TK/Lost	Rating
DeBerg	321	186	1998	57.94	6.22	12	3.7	17	5.3	93T	14/114	66.500
Montana	273	176	1795	64.47	6.58	15	5.5	9	3.3	71T	15/100	87.782
Woods	2	1	6	50.00	3.00	0	0.0	0	0.0	6	1/8	56.250
Solomon	1	0	0	0.00	0.00	0	0.0	0	0.0	0	0/0	0.000
49ers	597	363	3799	60.80	6.36	27	4.5	26	4.4	93T	30/222	76.197
Opponents	495	327	3958	66.06	8.00	29	5.9	17	3.4	81T	31/207	95.669

## 49ERS DEFENSIVE STATISTICS (16-game)

### Tackles (Primary—Assists—Combined)

1. Bunz	74-38—112	8. Churchman	55-20—75	15. Vincent	29-10—39
2. Hicks	54-38—92	9. Johnson	54-17—71	16. Puki	27-10—37
3. Reese	58-32—90	10. Pillers	45-16—61	17. Cornelius	18- 8—26
4. Harper	57-32—89	11. Stuckey	29-19—48	18. Board	5- 1— 6
5. Leopold	56-32—88	12. Turner	36-12—48	19. G. Williams	5- 1— 6
6. Hilton	55-30—85	13. Rhodes	32-10—42	20. H. Williams	5- 0— 5
7. Tautolo	54-22—76	14. Webb	26-14—40	21. Wilkinson	0- 1— 1

QB SACKS (31)—Stuckey 8½, Reese 4½, Webb 4½, Vincent 3, Pillers 2½, Leopold 2½, Board 2, Harper 1½, Tautolo 1, Bunz ½, Hicks ½.

PASSES DEFENSED (83)—Churchman 14, Hicks 14, Johnson 13, Harper 5, Rhodes 4, G. Williams 4, Hilton 3, Bunz 3, Tautolo 3, Puki 3, Cornelius 3, Pillers 2, Webb 2, Stuckey 2, Turner 2, Leopold 2, Reese 2, Board, H. Williams.

INTERCEPTIONS (17)—Churchman 4, Hicks 4, Turner 2, Leopold 2, Johnson, Puki, Tautolo, Rhodes, G. Williams.

FUMBLE RECOVERIES (18)—Leopold 3, Reese 2, Bunz 2, Hicks 2, Cornelius 2, Tautolo 2, Harper, Hilton, Pillers, G. Williams, Rhodes.

FORCED FUMBLES (18)—Bunz 5, Churchman 2, Harper 2, Hilton 2, Hicks, Pillers, Turner, Stuckey, Rhodes, Tautolo, Vincent



# 49ers 1980 Season At A Glance

## 49ERS 26, SAINTS 23

At New Orleans

September 7

49ERS	..... 0	14	6	6—26
SAINTS	..... 0	7	6	10—23
Saints — Galbreath	1 run (Erxleben Kick)			
49ers — Cooper	1 run (Wersching Kick)			
49ers — Cooper	6 run (Wersching Kick)			
49ers — Hofer	27 pass from DeBerg			
	(Kick blocked)			
Saints — Muncie	7 run (Bad snap-run failed)			
49ers — FG Wersching	37			
Saints — Chandler	49 pass from Manning			
	(Erxleben Kick)			
Saints — FG Erxleben	37			
49ers — FG Wersching	37			
Attendance	— 58,621			

### Team Statistics

	49ers	Saints
First Downs	..... 21	19
Total Net Yards	..... 350	394
Net Yards Rushing	..... 154	90
Net Yards Passing	..... 196	304
Passes	..... 29-21	41-25
Passes Intercepted By	..... 1	0
Punts-Average	..... 3-38.7	3-28.7
Fumbles-Lost	..... 1-1	0-0
Penalties-Yards	..... 9-87	7-65

### Rushing

49ers — Cooper, 17 for 77, 2 touchdowns; Hofer, 12 for 68;

Saints — Muncie, 12 for 57, one touchdown; Galbreath, 9 for 30, one touchdown.

### Passing

49ers — DeBerg, 21 of 29 for 223, one touchdown, one interception

Saints — Manning, 25 of 40 for 315, one touchdown; Erxleben, 0 of 1 for 0.

### Receiving

49ers — Cooper, 10 for 71; Hofer, 7 for 114, one touchdown; Solomon, 2 for 12; Owens, 1 for 15; Young, 1 for 11.

Saints — Galbreath, 9 for 96; Hardy, 6 for 103; Muncie, 5 for 22; Chandler, 3 for 56, one touchdown; Harris, 2 for 37.

## 49ERS 24,

## CARDINALS 21 (OT)

At San Francisco

September 14

CARDINALS	.... 0	0	14	7	0—21
49ERS	..... 0	7	0	14	3—24
49ers — Hofer	19 pass from DeBerg				
	(Wersching Kick)				
Cardinals — Brown	13 pass from Hart				
	(Little Kick)				
Cardinals — Marsh	5 pass from Hart				
	(Little Kick)				
49ers — Cooper	9 pass from DeBerg				
	(Wersching Kick)				
Cardinals — Harrell	5 run (Little Run)				
49ers — Hofer	26 run (Wersching Kick)				
49ers (OT) — FG Wersching	33				
Attendance	— 49,999				

### Team Statistics

	Cardinals	49ers
First Downs	..... 19	18
Total Net Yards	..... 342	392
Net Yards Rushing	..... 86	132
Net Yards Passing	..... 256	260
Passes	..... 38-28	42-25
Passes Intercepted By	..... 1	3
Punts-Average	..... 7-36.1	5-40.0
Fumbles-Lost	..... 3-3	2-1
Penalties-Yards	..... 5-40	6-45

### Rushing

49ers — Hofer, 14 for 89, one touchdown; Cooper, 8 for 13; Elliott, 1 for 19, Solomon, 1 for 11; DeBerg, 1 for 0.

Cardinals — Anderson, 20 for 59; Harrell, 7 for 15, one touchdown; Morris, 6 for 5; Brown, 3 for 10; Hart, 1 for -3.

### Passing

49ers — DeBerg, 25 of 42 for 266, 2 touchdowns, 3 interceptions.

Cardinals — Hart, 28 of 38 for 265, 2 touchdowns, one interception.

### Receiving

49ers — Cooper, 10 for 67, one touchdown; Hofer, 9 for 135, one touchdown; Clark, 3 for 33; Ramson, 2 for 18; Solomon, 1 for 13.

Cardinals — Marsh, 7 for 90, one touchdown; Tilley, 5 for 41; Brown, 4 for 36, one touchdown; Gray, 3 for 39; Harrell, 3 for 10.

## 49ERS 37, JETS 27

At New York  
September 21

49ERS ..... 14 10 6 7 — 37  
JETS ..... 0 3 3 21 — 27

49ers — Young 15 pass from DeBerg  
(Wersching Kick)

49ers — Montana 5 run (Wersching Kick)

49ers — Clark 20 pass from Montana  
(Wersching Kick)

49ers — FG Wersching 25

Jets — FG Leahy 49

Jets — FG Leahy 35

49ers — Clark 7 pass from Montana  
(Bad snap - no kick)

Jets — Gaffney 15 pass from Todd  
(Leahy Kick)

49ers — Solomon 38 pass from DeBerg  
(Leahy Kick)

Jets — Harper 9 pass from Todd (Leahy Kick)

Jets — Darby 13 pass from Todd (Leahy Kick)  
Attendance — 50,608

### Team Statistics

	49ers	Jets
First Downs	25	30
Total Net Yards	375	460
Net Yards Rushing	144	47
Net Yards Passing	231	413
Passes	29-21	60-42
Passes Intercepted By	0	1
Punts-Average	4-47.0	3-50.0
Fumbles-Lost	2-0	2-1
Penalties-Yards	8-58	7-60

### Rushing

49ers — Cooper, 13 for 71; Hofer, 10 for 40; Elliott, 3 for 14; Francis, 2 for 18; DeBerg 2 for -4; Montana, 1 for 5, one touchdown.

Jets — Gaines, 5 for 20; Dierking, 3 for 8; Todd, 2 for 18; Long, 1 for 1.

### Passing

49ers — DeBerg, 17 of 23 for 180, 2 touchdowns; Montana, 4 of 6 for 60, 2 touchdowns.

Jets — Todd, 42 of 60 for 447, 3 touchdowns, one interception.

### Receiving

49ers — Clark, 7 for 70, 2 touchdowns; Hofer, 6 for 79; Young, 4 for 38, one touchdown; Cooper, 2 for 14; Solomon, 1 for 37, one touchdown; Francis, 1 for 2.

Jets — Gaines, 17 for 160; Harper, 7 for 63, one touchdown; Shuler, 7 for 63; Gaffney, 3 for 51, one touchdown; Jones, B., 3 for 28.

## FALCONS 20, 49ERS 17

At San Francisco  
September 28

FALCONS ..... 3 0 3 14 — 20  
49ERS ..... 0 3 0 14 — 17

Falcons — FG Mazzetti 40

49ers — FG Wersching 47

Falcons — FG Mazzetti 23

Falcons — Jackson 10 pass from Bartkowski  
(Mazzetti Kick)

Falcons — Cain 2 run (Mazzetti Kick)

49ers — Solomon 93 pass from DeBerg  
(Wersching Kick)

49ers — Cooper 27 pass from DeBerg  
(Wersching Kick)

Attendance — 56,518

### Team Statistics

	Falcons	49ers
First Downs	19	19
Total Net Yards	242	401
Net Yards Rushing	159	83
Net Yards Passing	83	318
Passes	17-11	51-32
Passes Intercepted By	0	2
Punts-Average	6-36.7	4-36.3
Fumbles-Lost	3-0	2-0
Penalties-Yards	3-20	8-76

### Rushing

49ers — Hofer, 14 for 57; Cooper, 7 for 17.  
Falcons — Andrews, 21 for 100; Cain, 14 for 55, one touchdown.

### Passing

49ers — DeBerg, 32 of 51 for 345, 2 touchdowns, 2 interceptions.

Falcons — Bartkowski, 11 of 17 for 90, one touchdown.

### Receiving

49ers — Hofer, 10 for 48; Clark, 6 for 64; Solomon, 5 for 132, one touchdown; Cooper, 5 for 41, one touchdown; Ramson, 3 for 27; Owens, 2 for 28; Young, 1 for 5.

# RAMS 48, 49ERS 26

At Anaheim

October 5

49ERS	0	14	6	6	— 26
RAMS	17	17	7	7	— 48

Rams — Bryant 20 pass from Ferragamo  
(Corral Kick)

Rams — FG Corral 28

Rams — Jim Youngblood 33 interception  
return (Corral kick)

Rams — FG Corral 35

49ers — Clark 14 pass from DeBerg  
(Wersching Kick)

Rams — W. Miller 35 pass from Ferragamo  
(Corral Kick)

Rams — Cromwell 24 interception return  
(Corral Kick)

49ers — Cooper 1 run (Wersching Kick)

49ers — Clark 5 pass from Montana  
(Wersching Kick Failed)

Rams — Peacock 8 pass from Ferragamo  
(Corral Kick)

49ers — Solomon 38 pass from Montana  
(Wersching Kick Blocked)

Rams — W. Miller 8 pass from Ferragamo  
(Corral Kick)

Attendance — 62,188

## Team Statistics

	49ers	Rams
First Downs	25	24
Total Net Yards	419	462
Net Yards Rushing	75	158
Net Yards Passing	344	304
Passes	49-28	27-20
Passes Intercepted By	3	0
Punts-Average	4-37.8	4-43.8
Fumbles-Lost	1-0	0-0
Penalties-Yards	6-45	3-30

## Rushing

49ers — Hofer, 9 for 34; Cooper, 7 for 29,  
one touchdown; Montana, 1 for 11; Francis, 1  
for 1.

Rams — Peacock, 18 for 114; Bryant, 10  
for 18; E. Hill, 4 for 7; Ferragamo, 2 for 13.

## Passing

49ers — Montana, 21 of 33 for 253, 2  
touchdowns, one interception; DeBerg, 7 of  
16 for 101, one touchdown, 2 interceptions.

## Receiving

49ers — Hofer, 9 for 91; Clark, 5 for 77, 2  
touchdowns; Cooper, 4 for 36; Solomon, 3 for  
54, one touchdown; Young, 3 for 52; Owens, 2  
for 23; Francis, 2 for 21.

# COWBOYS 59,

49ERS 14

At Dallas

October 12

49ERS	0	7	0	7	— 14
COWBOYS	14	24	14	7	— 59

Cowboys — D. Pearson 16 pass from  
D. White (Septien Kick)

Cowboys — Springs 1 run (Septien Kick)

Cowboys — FG Septien 26

Cowboys — D. Pearson 22 pass from  
D. White (Septien Kick)

49ers — Clark 52 pass from DeBerg  
(Wersching Kick)

Cowboys — Dorsett 2 run (Septien Kick)

Cowboys — D. Pearson 17 pass from  
D. White (Septien Kick)

Cowboys — DuPree 9 pass from D. White  
(Septien Kick)

Cowboys — Springs 20 run (Septien Kick)

Cowboys — Newhouse 3 run (Septien Kick)

49ers — Clark 19 pass from DeBerg  
(Wersching Kick)

Attendance — 63,399

## Team Statistics

	49ers	Cowboys
First Downs	14	28
Total Net Yards	225	460
Net Yards Rushing	78	234
Net Yards Passing	147	226
Passes	35-12	23-16
Passes Intercepted By	5	0
Punts-Average	4-50.0	4-34.5
Fumbles-Lost	4-4	0-0
Penalties-Yards	8-72	9-95

## Rushing

49ers — Cooper, 7 for 49; Elliott, 2 for 12;  
Woods, 2 for 5; DeBerg, 1 for 7; Hofer, 1 for 5.

Cowboys — Dorsett, 19 for 75, one touch-  
down; Springs, 18 for 81, 2 touchdowns;  
Newhouse, 9 for 31, one touchdown; J. Jones,  
6 for 22; Carano, 3 for 2.

## Passing

49ers — DeBerg, 12 of 35 for 173, 2 touch-  
downs, 5 interceptions.

Cowboys — White, 16 of 22 for 239, 4  
touchdowns; Carano, 0 of 1 for 0.

## Receiving

49ers — Clark, 8 for 148, 2 touchdowns;  
Cooper, 2 for 13; Solomon, 1 for 8; Elliott, 1 for 4.

Cowboys — Hill, 4 for 45; Saldi, 3 for 77; D.  
Pearson, 3 for 55, 3 touchdowns. Johnson, 2  
for 23; Springs, 2 for 17.

# RAMS 31, 49ERS 17

## At San Francisco

### October 19

RAMS	.....	0	14	10	7—31
49ERS	.....	0	3	0	14—17
49ers — FG Wersching 39					
Rams — Bryant 17 pass from Ferragamo (Corral Kick)					
Rams — D. Hill 24 pass from Ferragamo (Corral Kick)					
Rams — FG Corral 47					
Rams — Miller 13 pass from Ferragamo (Corral Kick)					
49ers — Young 2 pass from Montana (Wersching Kick)					
Rams — Dennard 40 pass from Ferragamo (Corral Kick)					
49ers — Solomon 3 pass from Montana (Wersching Kick)					
Attendance — 55,360					

### Team Statistics

	Rams	49ers
First Downs	18	22
Total Net Yards	418	353
Net Yards Rushing	137	123
Net Yards Passing	281	230
Passes	27-18	37-21
Passes Intercepted By	1	2
Punts-Average	4-35.0	5-40.2
Fumbles-Lost	2-1	2-0
Penalties-Yards	11-100	6-63

### Rushing

49ers — Cooper, 14 for 47; Woods, 4 for 52; Montana 4 for 9; Solomon, 1 for 5.  
Rams — Bryant, 15 for 68; Guman, 15 for 55, E. Hill, 5 for 12.

### Passing

49ers — Montana, 21 of 37 for 252, 2 touchdowns, 2 interceptions.  
Rams — Ferragamo, 18 of 27 for 291, 4 touchdowns, one interception.

### Receiving

49ers — Cooper, 8 for 73; Young, 5 for 70, one touchdown; Solomon, 3 for 32, one touchdown; Woods, 2 for 29; Clark, 2 for 19; Owens, 1 for 29.  
Rams — Miller, 3 for 61, one touchdown; Dennard, 3 for 60, one touchdown; Bryant, 3 for 34, one touchdown; Hicks, 2 for 37; D. Hill, 2 for 25, one touchdown.

# BUCCANEERS 24.

## 49ERS 23

### At San Francisco

### October 25

BUCS	.....	7	0	14	3—24
49ERS	.....	7	6	7	3—23
49ers — Solomon 53 punt return (Wersching Kick)					
Bucs — Eckwood 2 run (Yepremian Kick)					
49ers — FG Wersching 38					
49ers — FG Wersching 40					
Bucs — Eckwood 35 run (Yepremian Kick)					
49ers — Elliott 45 pass from Montana (Wersching Kick)					
Bucs — Williams 2 run (Yepremian Kick)					
49ers — FG Wersching 18					
Bucs — FG Yepremian 30					
Attendance — 51,925					

### Team Statistics

	Bucs	49ers
First Downs	17	15
Total Net Yards	263	305
Net Yards Rushing	174	99
Net Yards Passing	89	206
Passes	18-10	32-25
Passes Intercepted By	1	1
Punts-Average	5-46.8	4-43.5
Fumbles-Lost	0-0	2-0
Penalties-Yards	4-40	6-60

### Rushing

49ers — Cooper, 13 for 50; Elliott, 9 for 32; Montana, 3 for 13; Woods, 1 for 4.  
Bucs — Bell, 18 for 47; Eckwood, 14 for 79, 2 touchdowns; Williams, 9 for 37, one touchdown; J. Davis, 3 for 11.

### Passing

49ers — Montana, 24 of 31 for 200, one touchdown, one interception; Woods, 1 of 1 for 6.  
Bucs — Williams, 10 of 18 for 89, one interception.

### Receiving

49ers — Cooper, 8 for 47; Clark, 6 for 42; Elliott, 5 for 74, one touchdown; Ramson, 4 for 23; Solomon, 1 for 17; Woods, 1 for 3.  
Bucs — Bell, 5 for 49; Giles, 2 for 18.

# LIONS 17, 49ERS 13

At Detroit  
November 2

49ERS	..... 7	0	3	3-13
LIONS	..... 7	3	0	7-17
Lions — Sims 41 pass from Danielson (Murray Kick)				
49ers — Owens 101 kickoff return (Wersching Kick)				
Lions — FG Murray 32				
49ers — FG Wersching 36				
49ers — FG Wersching 39				
Lions — Danielson 8 run (Murray Kick)				
Attendance — 78,845				

## Team Statistics

	49ers	Lions
First Downs	..... 13	21
Total Net Yards	..... 241	411
Net Yards Rushing	..... 71	146
Net Yards Passing	..... 170	265
Passes	..... 42-21	33-24
Passes Intercepted By	..... 1	2
Punts-Average	..... 5-41.4	2-33.5
Fumbles-Lost	..... 3-1	5-4
Penalties-Yards	..... 6-35	5-30

## Rushing

49ers — Woods, 10 for 49; Cooper, 10 for 19; Elliott, 1 for 3.

Lions — Sims, 17 for 37; Bussey, 9 for 74; Danielson, 3 for 5, one touchdown; L. Thompson, 1 for 30.

## Passing

49ers — DeBerg 15 of 31 for 146, one interception; Montana, 6 of 11 for 51.

Lions — Danielson, 23 of 32 for 263, one touchdown, 2 interceptions; Skladany, 1 for 1.

## Receiving

49ers — Clark, 6 for 54; Woods, 4 for 59; Young, 4 for 38; Cooper, 4 for 18; Solomon, 2 for 21; Ramson, 1 for 7.

Lions — Sims, 11 for 96, one touchdown; Bussey, 5 for 43; Scott, 3 for 53; Hill, 2 for 22; L. Thompson, 1 for 30; J. Thompson, 1 for 19; Callicutt, 1 for 19.

# PACKERS 23, 49ERS 16

At Milwaukee  
November 9

49ERS	..... 13	0	0	3-16
PACKERS	..... 0	13	0	10-23
49ers — Solomon 20 pass from DeBerg (Wersching Kick Blocked)				
49ers — Elliott 1 run (Wersching Kick)				
Packers — FG Birney 50				
Packers — Middleton 1 run (Birney Kick)				
Packers — FG Birney 39				
Packers — Ellis 8 run (Birney Kick)				
49ers — FG Wersching 24				
Packers — FG Birney 32				
Attendance — 54,475				

## Team Statistics

	49ers	Packers
First Downs	..... 17	24
Total Net Yards	..... 376	415
Net Yards Rushing	..... 114	180
Net Yards Passing	..... 262	235
Passes	..... 35-18	33-24
Passes Intercepted By	..... 1	1
Punts-Average	..... 6-35.3	3-33.3
Fumbles-Lost	..... 4-2	4-2
Penalties-Yards	..... 9-68	8-64

## Rushing

49ers — Cooper, 9 for 51; Elliott, 9 for 33, one touchdown; Francis, 4 for 17; Woods, 2 for 5.

Packers — Ellis, 17 for 83, one touchdown; Ivory, 15 for 91; Middleton, 5 for 7, one touchdown.

## Passing

49ers — DeBerg, 18 of 35 for 265, one touchdown, one interception.

Packers — Dickey, 24 of 33 for 244, one interception.

## Receiving

49ers — Solomon, 5 for 104, one touchdown; Clark, 4 for 50; Young, 4 for 47; Elliott, 3 for 51.

Packers — Lofton, 8 for 146; Ivory, 6 for 24; Ellis, 4 for 19; Thompson, 2 for 26; Coffman, 2 for 23.

# DOLPHINS 17, 49ERS 13

At Miami

November 16

49ERS	.....7	0	6	0—13
DOLPHINS	.....3	7	7	0—17

Dolphins — FG von Schamann 21

49ers — Cooper 1 run (Wersching Kick)

Dolphins — Moore 15 pass from Woodley  
(von Schamann Kick)

49ers — Solomon 1 pass from DeBerg  
(Kick Missed)

Dolphins — Nathan 8 pass from Woodley  
(von Schamann Kick)

Attendance — 45,135

## Team Statistics

	49ers	Dolphins
First Downs	20	23
Total Net Yards	283	378
Net Yards Rushing	23	166
Net Yards Passing	260	222
Passes	45-32	25-18
Passes Intercepted By	1	1
Punts-Average	3-34.3	2-39.0
Fumbles-Lost	2-1	3-2
Penalties-Yards	7-60	6-60

## Rushing

49ers — Woods, 6 for 16; Cooper, 6 for 4, one touchdown; Ramson, 1 for 4, Elliott, 1 for 2.

Dolphins — Williams, 14 for 69; Robiskie, 14 for 51; Woodley, 9 for 25; Nathan, 2 for 21.

## Passing

49ers — DeBerg, 29 of 41 for 225, one touchdown, one interception; Montana, 3 of 4 for 35.

Dolphins — Woodley, 18 of 25 for 222, 2 touchdowns, one interception.

## Receiving

49ers — Clark, 7 for 72; Solomon, 7 for 62, one touchdown; Cooper, 7 for 47; Woods, 5 for 20, Ramson, 3 for 41; Young, 2 for 10; Elliott, 1 for 8.

Dolphins — Nathan, 7 for 56, one touchdown; Cefalo, 3 for 83; Moore, 3 for 31, one touchdown; Robiskie, 2 for 11.

# 49ERS 12, GIANTS 0

At San Francisco

November 23

GIANTS	.....0	0	0	0—0
49ERS	.....0	12	0	0—12

49ers — Cooper 66 pass from Montana  
(Wersching Kick)

49ers — Safety Stuckey tackled Sims in  
end zone

49ers — FG Wersching 43

Attendance — 38,574

## Team Statistics

	Giants	49ers
First Downs	12	16
Total Net Yards	131	326
Net Yards Rushing	80	129
Net Yards Passing	51	197
Passes	28-15	28-16
Passes Intercepted By	1	2
Punts-Average	8-38.1	6-40.0
Fumbles-Lost	1-0	5-1
Penalties-Yards	3-35	10-95

## Rushing

49ers — Cooper 21 for 86; Woods, 10 for 34; Montana, 5 for 3; Solomon, 1 for 6.

Giants — Taylor, 12 for 44; Matthews, 6 for 21; Simms, 2 for 15.

## Passing

49ers — Montana, 9 of 15 for 151, one touchdown, 2 interceptions; DeBerg, 7 of 12 for 65; Woods, 0 of 1.

Giants — Simms, 15 of 28 for 118, one interception.

## Receiving

49ers — Solomon, 4 for 38; Cooper, 3 for 84, one touchdown; Clark, 3 for 32; Owens, 2 for 36; Woods, 2 for 15; Ramson, 1 for 6; Elliott, 1 for 5.

Giants — Friede, 4 for 55; Matthews, 3 for 11; Gray, 2 for 14; Mullady, 2 for 13; Perry, 2 for 17.

# 49ERS 21, PATRIOTS 17

## At San Francisco

### November 30

PATRIOTS	.....	0	3	7	7	—17
49ERS	.....	7	7	7	0	—21
49ers — Solomon 8 pass from Montana (Wersching Kick)						
Patriots — FG Smith 42						
49ers — Cooper 15 pass from Montana (Wersching Kick)						
49ers — Ramson 2 pass from Montana (Wersching Kick)						
Patriots — Tatupu 2 run (Smith Kick)						
Patriots — Tatupu 1 run (Smith Kick)						
Attendance — 45,254						

### Team Statistics

	Patriots	49ers
First Downs	..... 16	15
Total Net Yards	..... 343	229
Net Yards Rushing	..... 81	101
Net Yards Passing	..... 262	128
Passes	..... 32-16	29-17
Passes Intercepted By	..... 6	2
Punts-Average	..... 3-36.0	8-43.6
Fumbles-Lost	..... 2-0	0-0
Penalties-Yards	..... 7-45	5-34

### Rushing

49ers — Cooper, 17 for 60; Elliott, 11 for 39; Montana, 4 for 4.  
 Patriots — Calhoun, 13 for 23; Ferguson, 6 for 22; Ivory, 6 for 5; Tatupu, 5 for 20, 2 touchdowns.

### Passing

49ers — Montana, 14 of 23 for 123, 3 touchdowns, one interception; DeBerg, 3 of 6 for 8, one interception.  
 Patriots — Grogan, 16 of 32 for 274, 6 interceptions.

### Receiving

49ers — Clark, 5 for 32; Cooper, 5 for 27, one touchdown; Ramson, 3 for 32, one touchdown; Young, 2 for 28; Solomon, 1 for 8, one touchdown; Elliott, 1 for 4.  
 Patriots — Morgan, 4 for 142; Francis, 4 for 68; Johnson, 2 for 28; Ferguson, 2 for 15; Ivory, 2 for 13; Tatupu, 2 for 8.

# 49ERS 38, SAINTS 35 (OT)

## At San Francisco

### December 7

SAINTS	.....	14	21	0	0	0	—35
49ERS	.....	0	7	14	14	3	—38
Saints — Harris 33 pass from Manning (Riccardo Kick)							
Saints — Childs 21 pass from Manning (Riccardo Kick)							
Saints — Holmes 1 run (Riccardo Kick)							
49ers — Solomon 57 punt return (Wersching Kick)							
Saints — Holmes 1 run (Riccardo Kick)							
Saints — Harris 41 pass from Manning (Riccardo Kick)							
49ers — Montana 1 run (Wersching Kick)							
49ers — Clark 71 pass from Montana (Wersching Kick)							
49ers — Solomon 14 pass from Montana (Wersching Kick)							
49ers — Elliott 7 run (Wersching Kick)							
49ers — FG Wersching 36							
Attendance 37,949							

### Team Statistics

	Saints	49ers
First Downs	..... 27	24
Total Net Yards	..... 519	430
Net Yards Rushing	..... 143	176
Net Yards Passing	..... 376	254
Passes	..... 39-24	36-24
Passes Intercepted By	..... 1	0
Punts-Average	..... 6-39.2	7-39.9
Fumbles-Lost	..... 5-2	3-0
Penalties-Yards	..... 5-45	7-60

### Rushing

49ers — Elliott, 20 for 125, one touchdown; Woods, 5 for 27; Montana, 4 for 13, one touchdown; Cooper, 4 for 11.  
 Saints — Galbreath, 16 for 86; Holmes, 11 for 40, 2 touchdowns; Rogers, 6 for 11.

### Passing

49ers — Montana, 24 of 36 for 285, 2 touchdowns.  
 Saints — Manning, 24 of 38 for 377, 3 touchdowns; one interception; Holmes 0 of 1.

### Receiving

49ers — Clark, 6 for 155, one touchdown; Solomon, 5 for 38, one touchdown; Cooper, 5 for 11; Elliott, 4 for 43; Woods, 3 for 21; Young, 1 for 17.  
 Saints — Childs, 8 for 144, one touchdown; Holmes, 5 for 48; Galbreath, 5 for 41; Chandler, 3 for 47; Harris, 2 for 74, 2 touchdowns; Rogers, 1 for 13.

## FALCONS 35, 49ERS 10

At Atlanta

December 14

49ERS	.....	0	3	0	7—10
FALCONS	.....	7	0	14	14—35
Falcons	—	Bartkowski	1 run		
		(Mazzetti Kick)			
49ers	—	FG Wersching	41		
Falcons	—	Miller	11 pass from Bartkowski		
		(Mazzetti Kick)			
Falcons	—	Francis	81 pass from Bartkowski		
		(Mazzetti Kick)			
Falcons	—	Francis	12 pass from Bartkowski		
		(Mazzetti Kick)			
Falcons	—	Richardson	recovered fumble in end zone (Mazzetti Kick)		
49ers	—	Clark	13 pass from Montana (Wersching Kick)		
			Attendance 55,767		

### Team Statistics

	49ers	Falcons
First Downs	..... 15	26
Total Net Yards	..... 310	463
Net Yards Rushing	..... 106	171
Net Yards Passing	..... 204	292
Passes	..... 42-25	34-24
Passes Intercepted By	..... 2	1
Punts-Average	..... 5-42.6	3-37.3
Fumbles-Lost	..... 1-1	1-0
Penalties-Yards	..... 3-15	3-33

### Rushing

49ers — Montana, 6 for 32; Elliott, 6 for 12; Woods, 4 for 34; Cooper, 3 for 36.

Falcons — Cain, 19 for 66; Andrews, 18 for 105; Mayberry, 3 for 3; Bartkowski, 2 for 1, one touchdown.

### Passing

49ers — Montana, 25 of 41 for 222, one touchdown, 2 interceptions; Solomon, 0 of 1.

Falcons — Bartkowski, 22 of 31 for 276, 3 touchdowns, one interception; Moroski, 2 of 3 for 24.

### Receiving

49ers — Clark, 9 for 90, one touchdown; Cooper, 4 for 3; Solomon, 3 for 67; Elliott, 3 for 30; Woods, 2 for 14; Young, 2 for 9.

Falcons — Andrews, 7 for 62; Miller, 6 for 55, one touchdown; Francis, 4 for 148, 2 touchdowns; Mayberry, 3 for 1; Jenkins, 2 for 21; Jackson, 1 for 18.

## BILLS 18, 49ERS 13

At San Francisco

December 21

BILLS	.....	6	7	5	0—18
49ERS	.....	6	0	7	0—13
Bills	—	Butler	10 pass from Ferguson		
		(Kick Failed)			
49ers	—	Cooper	4 run		
		(Kick Failed)			
Bills	—	Brown	4 run		
		(Mike-Mayer Kick)			
49ers	—	Ramson	2 pass from Montana		
		(Wersching Kick)			
Bills	—	FG Mike-Mayer	25		
Bills	—	Safety Johnson	tackled Miller after bad snap on punt		
			Attendance 37,476		

### Team Statistics

	Bills	49ers
First Downs	..... 16	19
Total Net Yards	..... 267	298
Net Yards Rushing	..... 165	146
Net Yards Passing	..... 102	152
Passes	..... 20-12	36-25
Passes Intercepted By	..... 0	0
Punts-Average	..... 4-40.8	4-43.5
Fumbles-Lost	..... 2-2	4-1
Penalties-Yards	..... 4-49	5-60

### Rushing

49ers — Cooper, 15 for 90, one touchdown; Elliott, 12 for 47; Solomon, 1 for 9.

Bills — Cribbs, 18 for 128; Brown, 9 for 27, one touchdown; Leaks, 4 for 10.

### Passing

49ers — Montana, 25 of 36 for 163, one touchdown.

Bills — Ferguson, 12 of 20 for 102, one touchdown.

### Receiving

49ers — Elliott, 8 for 66; Cooper, 6 for 28; Clark, 4 for 37; Solomon, 4 for 14; Ramson, 3 for 18, one touchdown.

Bills — Butler, 3 for 34, one touchdown; Brammer, 3 for 27; Cribbs, 3 for 19; Lewis, 1 for 14; Hooks, 1 for 6; Brown, 1 for 2.



# 1980 PLAYOFFS AT A GLANCE

(Announced attendance in parentheses, home team in capitals)

## SUNDAY, DECEMBER 28

### AFC FIRST ROUND:

OAKLAND 27, Houston 7 (52,762)

### NFC FIRST ROUND:

DALLAS 34, Los Angeles 13 (64,533)

## SATURDAY, JANUARY 3

### AFC DIVISIONAL PLAYOFF:

SAN DIEGO 20, Buffalo 14 (52,028)

### NFC DIVISIONAL PLAYOFF:

PHILADELPHIA 31, Minnesota 16  
(68,434)

## SUNDAY, JANUARY 4

### AFC DIVISIONAL PLAYOFF:

Oakland 14, CLEVELAND 12 (77,655)

### NFC DIVISIONAL PLAYOFF:

Dallas 30, ATLANTA 27 (60,022)

## SUNDAY, JANUARY 11

### AFC CHAMPIONSHIP GAME:

Oakland 34, SAN DIEGO 27 (52,428)

### NFC CHAMPIONSHIP GAME:

PHILADELPHIA 20, Dallas 7 (70,696)

## SUNDAY, JANUARY 25

### SUPER BOWL XV:

Oakland 27, PHILADELPHIA 10

(75,500)

at Superdome, New Orleans, Louisiana

## SUNDAY, FEBRUARY 1

### PRO BOWL:

NFC 21, AFC 7 (50,360)

at Aloha Stadium, Honolulu, Hawaii

## FINAL STANDINGS OF THE TEAMS

### American Football Conference

#### Eastern Division

Team	W	L	T	Pct.	Pts.	OP
+ Buffalo	11	5	0	.688	320	260
New England	10	6	0	.625	441	325
Miami	8	8	0	.500	266	305
Baltimore	7	9	0	.438	355	387
N.Y. Jets	4	12	0	.250	302	395

#### Central Division

+ Cleveland	11	5	0	.688	357	310
# Houston	11	5	0	.688	295	251
Pittsburgh	9	7	0	.563	352	313
Cincinnati	6	10	0	.375	244	312

#### Western Division

+ San Diego	11	5	0	.688	418	327
# Oakland	11	5	0	.688	364	306
Kansas City	8	8	0	.500	319	336
Denver	8	8	0	.500	310	323
Seattle	4	12	0	.250	291	408

### National Football Conference

#### Eastern Division

Team	W	L	T	Pct.	Pts.	OP
+ Philadelphia	12	4	0	.750	384	222
# Dallas	12	4	0	.750	454	311
Washington	6	10	0	.375	261	293
St. Louis	5	11	0	.313	299	350
N.Y. Giants	4	12	0	.250	249	425

#### Central Division

+ Minnesota	9	7	0	.563	317	308
Detroit	9	7	0	.563	334	272
Chicago	7	9	0	.438	304	264
Tampa Bay	5	10	1	.344	231	371
Green Bay	5	10	1	.344	271	341


#### Western Division

+ Atlanta	12	4	0	.750	405	272
# Los Angeles	11	5	0	.688	424	289
San Francisco	6	10	0	.375	320	415
New Orleans	1	15	0	.063	291	487

+ Division Champion; # Wild Card for playoffs

**NOTE:** Philadelphia won NFC Eastern title over Dallas on the basis of best net points in division games (plus 84 net points to plus 50). Minnesota won NFC Central title because of a better conference record than Detroit (8-4 to 9-5). Cleveland won AFC Central title because of a better conference record than Houston (8-4 to 7-5). San Diego won AFC Western title over Oakland on the basis of best net points in division games (plus 60 net points to plus 37).

# 49ERS' ALL-TIME ROSTER



# 49ers' All-Time Roster—1946-80

\*Indicates player was 49ers draft choice.

Abramowicz, Danny, WR, Xavier, 1973-74  
 Albert, Frank, QB, Stanford, 1946-52  
 Aldridge, Ben, HB, Oklahoma State, 1952  
 \*Aldridge, Jerry, RB, Angelo State, 1980  
 \*Alexander, Kermit, HB, UCLA, 1963-69  
 Allen, Nate, CB, Texas Southern, 1975  
 Anderson, Terry, WR, Bethune-Cookman, 1980  
 Anderson, Tim, S, Ohio State, 1975  
 Arenas, Joe, HB, Omaha, 1951-57  
 \*Atkins, Bill, HB, Auburn, 1958-59  
 Atkins, Dave, RB, Texas-El Paso, 1973  
 \*Ayers, John, G, West Texas State, 1977-80  
 \*Babb, Gene, FB, Austin, 1957-58  
 Babcock, Harry, E, Georgia, 1953-55  
 Bahnsen, Ken, FB, North Texas State, 1953  
 \*Baker, Dave, HB, Oklahoma, 1959-61  
 \*Baker, Wayne, DT, Brigham Young, 1975  
 Balatti, Ed, E, Oakland High (Calif.), 1946-47  
 Baldassin, Mike, LB, Washington, 1977-78  
 Baldwin, John, C, Centenary, 1947  
 \*Banaszek, Cas, T, Northwestern, 1968-76  
 Banducci, Bruno, G, Stanford, 1946-54  
 \*Barnes, Larry, FB, Colorado, 1957  
 \*Barrett, Jean, T, Tulsa, 1973-80  
 Bassi, Dick, G, Santa Clara, 1946-47  
 Beals, Alyn, E, Santa Clara, 1946-51  
 \*Beard, Ed, LB, Tennessee, 1965-72  
 \*Beasley, Terry, WR, Auburn, 1972-75  
 Beatty, Ed, C, Mississippi, 1955-56  
 Beisler, Randy, T, Indiana, 1969-74  
 Belser, Caesar, LB, Arkansas AM&N, 1974  
 \*Belk, Bill, DE, Maryland State, 1968-74  
 Bentz, Roman, T, Tulane, 1948  
 \*Berry, Rex, HB, Brigham Young, 1951-56  
 \*Bettiga, Mike, WR, Cal State-Humboldt, 1973  
 Beverly, Ed, WR, Arizona State, 1973  
 \*Black, Stan, DB, Mississippi State, 1977  
 \*Blue, Forrest, C, Auburn, 1968-74  
 Board, Dwaine, DE, North Carolina A&T, 1979-80  
 Boone, J.R., HB, Tulsa, 1952  
 \*Bosley, Bruce, G, West Virginia, 1956-68  
 Bradley, Ed, LB, Wake Forest, 1977-78  
 Braggionier, Dennis, DB, Stanford, 1974  
 Bristol, John, S, Waynesburg, 1979  
 Britt, Charlie, HB, Georgia, 1964  
 Brock, Clyde, T, Utah State, 1963  
 \*Brodie, John, QB, Stanford, 1957-73  
 \*Brown, Hardy, LB, Tulsa, 1951-56  
 \*Brown, Pete, C, Georgia Tech, 1953-54  
 Bruce, Gail, E, Washington, 1948-51  
 Bruer, Bob, TE, Mankato State, 1979-80  
 Brumfield, Jackson, E, Mississippi Southern, 1954  
 Bruney, Fred, HB, Ohio State, 1953, 1956  
 Bryant, Bob, T, Texas Tech, 1946-49  
 \*Bull, Scott, QB, Arkansas, 1976-78  
 Bungarda, Ken, T, Missouri, 1980  
 \*Bunz, Dan, LB, Long Beach State, 1978-80  
 \*Burke, Don, LB, USC, 1950-54  
 \*Burke, Vern, E, Oregon State, 1965  
 \*Burns, Mike, DB, USC, 1977  
 Calhoun, Mike, DT, Notre Dame, 1980  
 \*Campbell, Carter, LB, Weber State, 1970  
 \*Campbell, Marion, T, Georgia, 1954-55  
 \*Campora, Don, T, Pacific, 1950, 1952  
 Carapella, Al, T, Miami (Fla.), 1951-55  
 Carpenter, John, T, Michigan, 1949  
 Carr, Earl, RB, Florida, 1978  
 Carr, Eddie, HB, Olney High (Pa.), 1947-49  
 \*Carr, Paul, HB, Houston, 1955-58

Casanega, Ken, HB, Santa Clara, 1946, 1948  
 \*Casey, Bernie, E, Bowling Green, 1961-66  
 Cason, Jim, HB, LSU, 1948-52, 1954  
 Cassara, Frank, FB, St. Mary's, 1954  
 Cathcart, Royal, HB, Santa Barbara State, 1950  
 Cathcart, Sam, HB, Santa Barbara State, 1949-50, 1952  
 Cavelli, Tony, C, Stanford, 1949  
 Ceresino, Gordy, LB, Stanford, 1979  
 \*Cerne, Joe, C, Northwestern, 1965-67  
 \*Chapple, Jack, LB, Stanford, 1965  
 \*Churchman, Ricky, S, Texas, 1980  
 Clark, Don, G, USC, 1948-49  
 \*Clark, Dwight, WR, Clemson, 1979-80  
 \*Clark, Monte, T, USC, 1959-61  
 Cline, Tony, DE, Miami (Fla.), 1976  
 \*Colchico, Dan, E, San Jose State, 1960-64-67  
 \*Collett, Elmer, G, San Francisco State, 1967-72  
 \*Collier, Floyd, T, San Jose State, 1948  
 \*Collins, Greg, LB, Notre Dame, 1975  
 \*Collins, Ray, T, LSU, 1950-52  
 Conlee, Gerry, C, St. Mary's, 1946-47  
 Conner, Clyde, E, Pacific, 1956-63  
 \*Connolly, Ted, G, Santa Clara-Tulsa, 1954, 1956-62  
 Cooke, Bill, DE, Massachusetts, 1976  
 \*Cooper, Bill, Muskingum, 1961-64  
 \*Cooper, Earl, FB, Rice, 1980  
 Cordileone, Lou, G/LB, Clemson, 1961  
 Cornelius, Charles, DB, Bethune Cookman, 1979-80  
 Cowlings, Al, DE, USC, 1979  
 \*Cox, James, G, Stanford, 1948  
 Cross, Bob, T, Kilgore J.C., 1956-57  
 \*Cross, Randy, C, UCLA, 1976-80  
 \*Crow, John David, HB, Texas A&M, 1965-68  
 Crowe, Paul, HB, St. Mary's, 1948  
 Crowell, Otis, T, Hardin-Simmons, 1947  
 \*Cunningham, Doug, RB, Mississippi, 1967-73  
 Dahms, Tom, T, San Diego State, 1957  
 Daniels, Clem, RB, Prairie View, 1968  
 Daugherty, Bob, HB, Tulsa, 1966-67  
 Davis, Kyle, C, Oklahoma, 1978  
 \*Davis, Tommy, K, LSU, 1959-69  
 \*Dean, Floyd, LB, Florida, 1963-64  
 DeBerg, Steve, QB, San Jose State, 1977-80  
 Dombres, Marty, QB, Columbia, 1976  
 \*Donnelly, George, DB, Illinois, 1965-67  
 Donohue, Leon, T, San Jose State, 1962-64  
 Dove, Eddie, HB, Colorado State, 1959-62  
 \*Dow, Harley, G, San Jose State, 1950  
 \*Dowdle, Mike, LB, Texas, 1963-65  
 \*Downing, Walt, G, Michigan, 1978-80  
 Downs, Bob, HB, Northwestern, 1962-66  
 \*Dugan, Fred, E, Dayton, 1958-59  
 Duncan, Maury, QB, San Francisco State, 1954-55  
 Dungy, Tony, DB, Minnesota, 1979  
 Durdan, Don, HB, Oregon State, 1946-47  
 Edwards, Earl, DT, Wichita, 1969-72  
 \*Elam, Cleveland, DE, Tennessee State, 1976-78  
 Elia, Bruce, LB, Ohio State, 1976-78  
 Elliott, Charles, T, Oregon, 1948  
 Elliott, Lenvil, RB, N.E. Missouri State, 1979-80  
 Elston, Art, C, South Carolina, 1946-48  
 Enderle, Dick, G, Minnesota, 1976  
 Enriss, Al, E, San Francisco State, 1952  
 Eshmont, Len, HB, Fordham, 1946-49  
 Evans, Ray, G, Texas Western, 1949-50  
 Evansen, Paul, G, Oregon State, 1948

- \*Fahnhorst, Keith, T, Minnesota, 1974-80
- \*Feher, Nick, G, Georgia, 1951-54
- Ferrell, Bob, RB, UCLA, 1976-80
- Fisk, Bill, E, USC, 1946-47
- Forrest, Ed, C, Santa Clara, 1946-47
- Francis, Phil, RB, Stanford, 1979-80
- Franceschi, Pete, HB, San Francisco, 1946
- Freitas, Jesse, QB, Santa Clara, 1946
- \*Fuller, John, DB, Lamar Tech, 1968-72
- Gaiters, Bob, HB, New Mexico State, 1962-63
- Galiffa, Arnie, QB, West Point, 1954
- Galigher, Ed, DT, UCLA, 1977-79
- \*Garlin, Don, HB, USC, 1949-50
- Garrett, Len, TE, New Mexico Highlands, 1975
- Gavric, Momclo, K, Belgrade, 1969
- Gehrke, Fred, HB, Utah, 1950
- Gilbert, Lewis, TE, Florida, 1980
- \*Goad, Paul, FB, Abilene Christian, 1956
- Gonsoulin, Austin, DB, Baylor, 1967
- Gonzaga, John, T, Mt. Diablo High (Calif.), 1956-59
- Gossett, Bruce, K, Richmond, 1970-74
- Gray, Tim, DB, Texas A&M, 1979
- Greenlee, Fritz, LB, Arizona, 1969
- Gregory, Garlin, G, Louisiana Tech, 1946-47
- Grgich, Visco, G, Santa Clara, 1946-52
- Hall, Forrest, HB, San Francisco, 1948
- Hall, Parker, HB, Mississippi, 1946
- \*Hall, Windlan, S, Arizona State, 1972-75
- Hanley, Dick, C, Fresno State, 1947
- Hantla, Bob, G, Kansas, 1954-55
- \*Hardman, Cedrick, DE, North Texas, 1970-79
- Hardy, Carroll, HB, Colorado, 1955
- Hardy, Edgar, G, Jackson State, 1973
- \*Hardy, Kevin, Dt, Notre Dame, 1968
- Harkley, Lem, HB, Emporia State, 1955
- \*Harper, Willie, LB, Nebraska, 1973-80
- Harris, Joe, LB, Georgia Tech, 1978
- \*Harris, Tony, WR, Toledo, 1971
- \*Harrison, Bob, LB, Oklahoma, 1959-61, 1965-67
- \*Harrison, Kenny, WR, Southern Methodist, 1976-78
- \*Hart, Tom, DE, Morris Brown, 1968-76
- \*Hart, Jeff, T, Oregon State, 1975
- Hayes, Bob, WR, Florida A&M, 1975
- Hays, Harold, LB, Mississippi Southern, 1968-69
- \*Hazeltime, Matt, LB, California, 1955-68
- Hencke, Ed, E, USC, 1951-52, 1955-60
- Henderson, Thomas, LB, Langston, 1980
- \*Herchman Bill, T, Texas Tech, 1956-59
- \*Hettema, Dave, T, New Mexico, 1967
- Hicks, Dwight, S, Michigan, 1979-80
- Hilton, Scott, LB, none, 1979-80
- \*Hindman, Stan, DE, Mississippi, 1966-71, 1973-74
- Hobbs, Homer, G, Georgia, 1949-50
- \*Hofer, Paul, RB, Mississippi, 1976-80
- Hogan, Mike, FB, Tennessee-Chattanooga, 1979
- \*Hogland, Doug, G, Oregon State, 1953-55
- Holladay, Bob, HB, Tulsa, 1956-57
- Hollas, Hugo, DB, Rice, 1974
- \*Holmes, Mike, DB, Texas Southern, 1974-75
- \*Holzer, Tom, DE, Louisville, 1967
- Horne, Dick, E, Oregon, 1947
- \*Hoskins, Bob, G, Wichita, 1970-75
- Howell, Clarence, E, Texas A&M, 1948
- Huff, Gary, QB, Florida State, 1980
- \*Huff, Marty, LB, Michigan, 1972
- \*Hughes, Ernie, G, Notre Dame, 1978-80
- \*Hull, Tom, LB, Penn State, 1974
- Hunt, Charlie, LB, Florida State, 1973
- \*Isenbarger, John, RB, Indiana, 1970-73
- \*Jackson, Jim, HB, Western Illinois, 1966-67
- Jackson, Randy, RB, Wichita, 1973
- \*Jackson, Wilbur, RB, Alabama, 1974-79
- Jennings, Rick, WR, Maryland, 1977
- \*Jessup, Bill, E, USC, 1951-52, 1954-58
- Johnson, Bill, C, Tyler J.C., 1948-56
- \*Johnson, Charlie, DT, Louisville, 1966-67
- Johnson, Charles, DB, Grambling, 1979-80
- Johnson, Eric, S, Washington State, 1979
- \*Johnson, Jim, HB, UCLA, 1961-76
- Johnson, John Henry, HB, St. Mary's/Arizona State, 1954-56
- \*Johnson, Kermit, RB, UCLA, 1975-76
- \*Johnson, Leo, WR, Tennessee State, 1969-70
- \*Johnson, Rudy, HB, Nebraska, 1964-65
- \*Johnson, Sammy, RB, North Carolina, 1974-76
- Jury, Bob, S, Pittsburgh, 1978
- Krahl, Jim, DT, Texas Tech, 1980
- \*Krammerer, Carl, LB, Pacific, 1961-62
- Kelly, Gordon, LB, Georgia, 1960-61
- Kenny, Charles, G, San Francisco, 1947
- Kilgore, Jon, P, Auburn, 1969
- \*Kilmer, Bill, QB, UCLA, 1961-66
- Kimbrough, Elbert, HB, Northwestern, 1962-66
- Knafelc, Gary, E, Colorado, 1963
- Knutson, Steve, G-T, USC, 1978
- Kopay, Dave, HB, Washington, 1964-67
- \*Kraemer, Eldred, G, Pittsburgh, 1955
- \*Kramer, Kent, TE, Minnesota, 1966
- \*Krueger, Charles, E, Texas A&M, 1959-73
- Krueger, Rolf, DE, Texas A&M, 1972-74
- Kuzman, John, T, Fordham, 1946
- \*Kwalick, Ted, TE, Penn State, 1969-74
- \*Lakes, Roland, T, Wichita, 1961-70
- Land, Mel, DE, Michigan State, 1980
- Lane, Fred, T, LSU, 1948
- Larson, Bill, TE, Colorado State, 1975
- LaRose, Dan, DE, Missouri, 1965
- Lash, Jim, WR, Northwestern, 1976
- Latimer, Al, CB, Clemson, 1980
- Laughlin, Bud, FB, Kansas, 1955
- Lawson, Steve, G, Kansas, 1976
- \*LeCount, Terry, WR, Florida, 1978
- \*Ledyard, Hal, QB, Chattanooga, 1953
- \*Lee, Dwight, RB, Michigan State, 1968
- \*Leonard, Tony, DB, Virginia Union, 1976
- \*Leopold, Bobby, LB, Notre Dame, 1980
- \*Lewis, Eddie, DB, Kansas, 1976-79
- Lewis, Gary, FB, Arizona State, 1964-69
- Lillywhite, Verl, HB, USC, 1948-51
- \*Lind, Mike, FB, Notre Dame, 1963-64
- \*Lisbon, Don, HB, Bowling Green, 1963-64
- Livingston, Howie, HB, Fullerton J.C., 1950
- \*Lopasky, Bill, G, West Virginia, 1961
- Loyd, Alex, E, Oklahoma State, 1950
- \*Luna, Bob, HB, Alabama, 1955
- Lyles, Lenny, HB, Louisville, 1959-60
- \*MacAfee, Ken, TE, Notre Dame, 1978-79
- Mackey, Dee, TE, East Texas, 1960
- \*Maderos, George, HB, Chico State, 1955-56
- \*Magac, Mike, G, Missouri, 1960-64
- Maloney, Norm, E, Purdue, 1948-49
- Manley, Joe, LB, Mississippi State, 1953
- Martin, Bob, LB, Nebraska, 1979
- Massini, Leonard, FB, Fresno State, 1947-48
- Matheson, Riley, HB, Texas Western, 1948
- Mathews, Ned, HB, UCLA, 1946-47
- Matthews, Clay, E, Georgia Tech, 1950, 1953-55
- Matuszak, Marv, LB, Tulsa, 1957-58
- Maurer, Andy, G, Oregon, 1976
- \*McCann, Jim, P, Arizona State, 1971-72
- \*McCormick, Dave, T, LSU, 1966
- McCormick, Tom, HB, Pacific, 1956
- \*McCormick, Walt, C, USC, 1948
- \*McCray, Willie, DE, Troy State, 1978
- \*McElhenny, Hugh, HB, Washington, 1952-60
- \*McFarland, Kay, HB, Colorado State, 1962-68
- McGee, Willie, WR, Alcorn State, 1976

- \*McGill, Ralph, CB, Tulsa, 1972-76  
 McHan, Lamar, QB, Arkansas, 1963  
 McIlheny, Don, HB, SMU, 1961  
 McIntyre, Jeff, LB, Arizona State, 1979  
 McKory, Billy, LB, Purdue, 1974  
 McNeil, Clifton, E, Grambling, 1968-69  
 Mellekas, John, C, Arizona, 1962  
 Mellus, John, T, Villanova, 1946  
 Melville, Dan, P, California, 1979  
 Mertens, Jerry, HB, Drake, 1958-65  
 Messer, Dale, HB, Fresno State, 1961-65  
 Meyers, Bob, FB, Stanford, 1952  
 Milchak, Art, G, St. Ambrose, 1953-54  
 Mike, Bob, T, UCLA, 1948-49  
 \*Mike-Mayer, Steve, K, Maryland, 1975-76  
 Miles, Searcy, QB, San Jose State, 1954-56  
 Miller, Clark, E, Utah State, 1962-68  
 \*Miller, Hal, T, Georgia Tech, 1953  
 \*Miller, Jim, P, Mississippi, 1980  
 \*Miller, Johnny, G, Livingstone, 1977-78  
 \*Mira, George, QB, Miami (Fla.), 1964-68  
 \*Mitchell, Dale, LB, USC, 1976  
 \*Mitchell, Tom, TE, Bucknell, 1974-77  
 \*Mixon, Bill, HB, Georgia, 1953-54  
 \*Moegle, Dick, HB, Rice, 1955-59  
 Momen, Bob, G, Ohio State, 1952  
 \*Monachina, Jim, HB, California, 1951  
 \*Monds, Wonder, DB, Nebraska, 1978  
 \*Montana, Joe, QB, Notre Dame, 1979-80  
 \*Moore, Dean, LB, Iowa, 1978  
 \*Moore, Eugene, RB, Occidental, 1969  
 \*Moore, Manfred, RB, USC, 1974-75  
 \*Morgan, Joe, T, Mississippi Southern, 1949  
 \*Morgan, Melvin, DB, Mississippi Valley, 1979-80  
 \*Morrall, Earl, QB, Michigan State, 1949  
 \*Morris, Dennis, LB, Oklahoma, 1958  
 \*Morris, George, C, Georgia Tech, 1956  
 \*Morrison, Dennis, QB, Kansas State, 1974  
 \*Morton, Dave, LB, UCLA, 1979  
 \*Morton, John, LB, Texas Christian, 1953  
 \*Morze, Frank, C, Boston College, 1957-61  
 \*Mudd, Howard, G, Hillsdale, 1964-69  
 \*Myers, Chip, E, N.W. Oklahoma, 1967  
 \*Nichols, Mark, LB, Colorado State, 1978  
 \*Nix, Jack, E, USC, 1950  
 \*Nomellini, Leo, T, Minnesota, 1950-63  
 \*Norberg, Hank, E, Stanford, 1946-47  
 \*Nordquist, Mark, G, Pacific, 1976  
 \*Norton, Jim, T, Washington, 1965-66  
 \*Norton, Ray, HB, San Jose State, 1960-61  
 \*Nunley, Frank, LB, Michigan, 1967-76  
 \*Obradovich, Jim, TE, USC, 1976  
 \*Odom, Ricky, DB, USC, 1978  
 \*O'Donahue, Pat, E, Wisconsin, 1952  
 \*Olerich, Dave, E, USF, 1967-68, 1972-73  
 \*Olssen, Lance, T, Purdue, 1968-69  
 \*Osborne, Clancy, LB, Arizona State, 1959-60  
 \*Owen, Tom, QB, Wichita, 1974-75  
 \*Owens, James, WR, UCLA, 1979-80  
 \*Owens, R.C., HB, College of Idaho, 1957-61  
 \*Pace, Jim, HB, Michigan, 1958  
 \*Palatella, Lou, G, Pittsburgh, 1955-58  
 \*Parker, Don, G, Virginia, 1967  
 \*Parks, Dave, E, Texas Tech, 1954-67  
 \*Parsons, Earle, HB, USC, 1946-47  
 \*Patera, Dennis, K, Brigham Young, 1968  
 \*Patton, Ricky, RB, Jackson State, 1980  
 \*Pavlich, Chuck, G, Muskegon High (Mich.), 1946  
 \*Penchlon, Bob, T, Alcorn, 1974-75  
 \*Peoples, Woody, G, Grambling, 1968-76  
 \*Perry, Joe, FB, Compton J.C., 1948-60, 1963  
 \*Perry, Scott, S, Williams, 1980  
 \*Phillips, Mel, DB, North Carolina A&T, 1966-76  
 \*Pillers, Lawrence, DE, Alcorn A&M, 1980  
 \*Pine, Ed, LB, Utah, 1962-64  
 \*Plunkett, Jim, QB, Stanford, 1976-77  
 \*Poole, Bob, E, Clemson, 1964-65  
 \*Powell, Charles, E, San Diego High (Calif.) 1952-53, 1955-57  
 \*Powers, Jim, HB, USC, 1950-53  
 \*Puddy, Harold, T, Oregon, 1948  
 \*Puki, Craig, LB, Tennessee, 1980  
 \*Quillan, Fred, C, Oregon, 1978-80  
 \*Quilter, Chuck, T, Tyler J.C., 1949  
 \*Raines, Mike, DT, Alabama, 1974  
 \*Ramson, Eason, TE, Washington State, 1979-80  
 \*Randle, Sonny, E, Virginia, 1967  
 \*Randolph, Alvin, DB, Iowa, 1966-70, 1974  
 \*Rasley, Rocky, G, Oregon State, 1976  
 \*Reed, Joe, RB, Mississippi State, 1972-74  
 \*Reese, Archie, DE, Grambling, 1978-80  
 \*Reld, Bill, C, Stanford, 1975  
 \*Remington, Bill, C, Washington State, 1946  
 \*Renfro, Dick, FB, Washington State, 1946  
 \*Rhodes, Bruce, DB, San Francisco State, 1976  
 \*Rhodes, Ray, CB, Tulsa, 1980  
 \*Ridlon, Jim, HB, Syracuse, 1957-62  
 \*Riley, Preston, WR, Memphis State, 1970-72  
 \*Rivera, Steve, WR, California, 1976  
 \*Roberson, Vern, DB, Grambling, 1978  
 \*Roberts, C.R., FB, USC, 1959-62  
 \*Robinson, Jimmy, WR, Georgia Tech, 1980  
 \*Robnett, Ed, HB, Texas Tech, 1947  
 \*Rock, Walter, T, Maryland, 1963-67  
 \*Rohde, Len, T, Utah State, 1960-74  
 \*Roskie, Ken, FB, South Carolina, 1946  
 \*Rubke, Karl, C, USC, 1957-60, 1962-63, 1965  
 \*Rucka, Leo, C, Rice, 1956  
 \*Sabuco, Tino, C, San Francisco, 1949  
 \*Sagely, Floyd, E, Arkansas, 1954-56  
 \*Salata, Paul, E, USC, 1949-50  
 \*Sandifer, Bill, DT, UCLA, 1974-76  
 \*Sandifer, Dan, HB, LSU, 1950  
 \*Sardisco, Tony, G, Tulane, 1956  
 \*Saunders, John, DB, Toledo, 1974-75  
 \*Satterfield, Alf, T, Vanderbilt, 1947  
 \*Seabron, Thomas, LB, Michigan, 1979-80  
 \*Schiehl, John, C, Santa Clara, 1947  
 \*Schubart, Pete, HB, California, 1951, 1953-54  
 \*Schmidt, Henry, T, USC-Trinity, 1959-60  
 \*Schreiber, Larry, RB, Tennessee Tech, 1971-75  
 \*Scotti, Ben, HB, Maryland, 1964  
 \*Seal, Paul, TE, Michigan, 1977-79  
 \*Sharkey, Ed, G, Nevada, 1955-56  
 \*Shaw, Charles, G, Oklahoma State, 1950  
 \*Sheriff, Stan, LB, California Poly, 1956-57  
 \*Shoener, Hal, E, Iowa, 1948-50  
 \*Shumam, Mike, WR, Florida, 1978-79  
 \*Sleminski, Charlie, T, Penn State, 1963-65  
 \*Silas, Sam, DE, Southern Illinois, 1969-70  
 \*Simpson, Mike, DB, Houston, 1970-72  
 \*Simpson, O.J., RB, USC, 1978-79  
 \*Singleton, Ron, T, Grambling, 1977-80  
 \*Sitko, Emil, HB, Notre Dame, 1950  
 \*Smith, Charles, E, Abilene Christian, 1956  
 \*Smith, Ernie, HB, Compton J.C., 1955-56  
 \*Smith, George, C, California, 1947  
 \*Smith, J.D., HB, North Carolina A&T, 1956-64  
 \*Smith, Jerry, G, Wisconsin, 1952-53  
 \*Smith, Nolan, RB, Tennessee State, 1969  
 \*Smith, Steve, E, Michigan, 1966-67  
 \*Snead, Norman, QB, Wake Forest, 1974-75  
 \*Snidecki, Jim, LB, Indiana, 1969-73  
 \*Solomon, Freddie, WR, Tampa, 1978-80  
 \*Soltay, Gordy, E, Minnesota, 1950-58  
 \*Sparks, Dave, G, South Carolina, 1951  
 \*Spence, Julian, HB, San Houston, 1957  
 \*Spurrier, Steve, QB, Florida, 1967-75

\*Standlee, Norm, FB, Stanford, 1946-52  
 \*St. Clair, Bob, T, San Francisco-Tulsa, 1953-64  
 Steptoe, Jack, WR, Utah, 1978  
 \*Stickles, Monty, E, Notre Dame, 1960-67  
 Stidham, Howard, LB, Tennessee Tech, 1977  
 Stits, Bill, HB, UCLA, 1957-58  
 \*Stolhandske, Tom, LB, Texas, 1955  
 Strickland, Bishop, FB, South Carolina, 1951  
 \*Strong, Jim, RB, Houston, 1970  
 Strzykalski, John, HB, Marquette, 1946-52  
 \*Stuckey, Jim, DE, Clemson, 1980  
 Sullivan, Bob, HB, Holy Cross, 1948  
 Susoeff, Nick, E, Washington State, 1946-49  
 Sutro, John, T, San Jose State, 1962  
 \*Swinford, Wayne, DB, Georgia, 1965-67  
 Tanner, Hamp, T, Georgia, 1951  
 Tautolo, Terry, LB, UCLA, 1980  
 \*Taylor, Bruce, CB, Boston, 1970-76  
 Taylor, Roosevelt, S, Grambling, 1969-71  
 Teresa, Tony, HB, San Jose State, 1958  
 \*Thomas, Aaron, E, Oregon State, 1961  
 \*Thomas, Jimmy, RB, Texas-Arlington, 1969-73  
 \*Thomas, John, T, Pacific, 1958-67  
 Thornton, Rupe, G, Santa Clara, 1946-47  
 \*Threadgill, Bruce, S, Mississippi State, 1978  
 \*Tidwell, Billy, HB, Texas A&M, 1954  
 \*Times, Ken, DT, Southern, 1980  
 Titchenal, Bob, E, San Jose State, 1946  
 \*Tittle, Y.A., QB, LSU, 1951-60  
 \*Toneff, Bob, T, Notre Dame, 1952, 1954-59  
 \*Trimble, Wayne, DB, Alabama, 1967  
 Tubbs, Jerry, LB, Oklahoma, 1958-59  
 \*Tucker, Bill, RB, Tennessee A&I, 1967-70  
 \*Turner, Keena, LB, Purdue, 1980  
 Van Doren, Bob, E, USC, 1953  
 \*Vanderbundt, Skip, LB, Oregon State, 1969-76  
 Vaughan, Ruben, DT, Colorado, 1979  
 Vaught, Ted, E, Texas Christian, 1953  
 Vetrano, Joe, HB, Mississippi Southern, 1946-49  
 Vincent, Ted, DT, Wichita State, 1979-80  
 Visger, George, DT, Colorado, 1980  
 \*Vollenwelder, Jim, FB, Miami (Fla.), 1962-63  
 Wagner, Lowell, HB, USC, 1949-53, 1955

Wallace, Bev, QB, Compton J.C., 1947-49  
 \*Walker, Elliott, RB, Pittsburgh, 1978  
 Walker, Val Joe, HB, Southern Methodist, 1957  
 Washington, Dave, LB, Alcorn State, 1975-76  
 \*Washington, Gene, WR, Stanford, 1969-76  
 \*Washington, Vic, RB, Wyoming, 1971-73  
 \*Waters, Bob, QB, Presbyterian, 1960-64  
 \*Watson, John, T, Oklahoma, 1971-76  
 \*Webb, Jimmy, DT, Mississippi State, 1975-80  
 Wersching, Ray, K, California, 1977-80  
 West, Robert, WR, San Diego State, 1974  
 \*White, Bob, HB, Stanford, 1951-52  
 \*Wilcox, Dave, LB, Oregon, 1964-74  
 \*Wilkinson, Jerry, DE, Oregon State, 1980  
 \*Willard, Ken, FB, North Carolina, 1965-73  
 Williams, Dave, RB, Colorado, 1977  
 \*Williams, Delvin, RB, Kansas, 1974-76  
 Williams, Gerard, DB, Langston, 1979-80  
 \*Williams, Herb, CB, Southern, 1980  
 Williams, Howie, HB, Howard, 1963  
 Williams, Joel, C, Texas, 1948  
 Williams, John, HB, USC, 1954  
 Williams, Roy, T, Pacific, 1958-64  
 \*Wilson, Billy, E, San Jose State, 1951-60  
 Wilson, Jerry, LB, Auburn, 1960  
 \*Wilson, Jim, G, Georgia, 1965-66  
 \*Windsor, Bob, E, Kentucky, 1967-71  
 Winston, Lloyd, FB, USC, 1962-63  
 Wismann, Pete, LB, St. Louis, 1949-52, 1954  
 \*Witcher, Dick, E, UCLA, 1966-73  
 \*Wittenborn, John, G, Southeast Missouri, 1958-60  
 \*Wittum, Tom, P, Northern Illinois, 1973-76  
 Woitt, John, DB, Mississippi State, 1968-69  
 Wondolowski, Bill, WR, Eastern Montana, 1969  
 Woods, Don, RB, New Mexico, 1980  
 \*Woodson, Abe, HB, Illinois, 1958-64  
 Woudenberg, John, T, Denver, 1946-49  
 Yonamine, Wally, HB, Farrington High, 1947  
 Young, Charlie, TE, USC, 1980  
 \*Youngelman, Sid, T, Alabama, 1955  
 Yowarsky, Walt, C, Kentucky, 1958  
 Zamlynsky, Zigmund, HB, Villanova, 1946

## 1981 Halftime Activities

### AUGUST 15 . . . San Diego

Jazz-A-Ma-Taz music and dance show.

### AUGUST 22 . . . Seattle Seahawks

Magic at Candlestick.

### SEPTEMBER 13 . . . Chicago Bears

Clovis High School Band.

### SEPTEMBER 27 . . . New Orleans Saints

Forty Niners spirit rally.

### OCTOBER 11 . . . Dallas Cowboys

Utah State Band and Drill Team.

### OCTOBER 25 . . . Los Angeles Rams

Midnight at The Oasis.

### NOVEMBER 8 . . . Atlanta Falcons

University of Southern California Band.

### NOVEMBER 15 . . . Cleveland Browns

University of Oregon Band.

### NOVEMBER 29 . . . New York Giants

Dance-Drill Team spectacular.

### DECEMBER 13 . . . Houston Oilers

Christmas special.

# The 49ers' Historical Highlights

Here are the team's historical highlights beginning with its first year in the NFL:

**1950** — The 49ers fell flat on their faces in their NFL debut, winning only three games. A rival coach described them as "not big enough or tough enough."

**1951** — In an amazing reversal of form sparked by a great rookie group, the 49ers were in the race to the final day and finished only a half game off the top. Led by Hardy Brown and his famed "shoulder tackle" the club had one of the toughest defensive units in the league. Y.A. Tittle and Billy Wilson began their great careers.

**1952** — After a blazing start, the 49ers slumped in midseason. It can't be written off as unsuccessful for Hugh (The King) McElhenny came off the University of Washington campus to become "Player of the Year" and the most feared runner in football.

**1953** — The 49ers had their best NFL showing, 9-3, normally good enough for a championship. But Detroit was 10-2. Two of the San Francisco losses came with Tittle benched because of a severe facial injury. The three defeats were by a total of nine points. Joe (Jet) Perry became one of the few players in pro history to gain more than 1,000 yards in a single season. Gordy Soltau was the league's top scorer for the second straight year.

**1954** — Early momentum was broken by injuries to key players such as Tittle, McElhenny, and Joe Perry. Perry gained more than 1,000 yards again, the first man ever to achieve this distinction.

**1955** — With McElhenny hobbled by a foot injury, the 49ers had their second worst season in history under Norman P. Strader who succeeded Shaw as a head coach.

**1956** — In Albert's first year at the helm, the 49ers were bogged in last place at midseason with a 1-6 record. They won four and tied one of their last five games for a brilliant stretch drive.

**1957** — This undoubtedly was the most emotional and dramatic season in 49ers history. Every game was a "Cliffhanger" and the "Alley-Oop" pass from Tittle to rookie R.C. Owens became a household byword. Emotions reached a peak when the beloved Tony Morabito collapsed and died of a heart attack at the Chicago Bears game on Oct. 27. Trailing 17-7, the 49ers fought back for their greatest victory of all time, 21-17. The magnificent Wilson caught a pass from Tittle for the winning touchdown in the fourth quarter. Tied with Detroit at 8-4 when the season ended, the 49ers lost the playoff game, 31-27, although they held a 27-7 lead in the third quarter.

**1958** — An up-and-down season which finished on a high note when Green Bay and Baltimore were defeated in the last two games. The 6-6 record, however, was blackened by the 33-3 and 56-7 lacerations at the hands of Los Angeles and Albert resigned at the end of the year.

**1959** — With Hickey in charge, the 49ers were in contention all the way and John Brodie came into his own at quarterback when he led the team to a 21-20 upset of Cleveland. J.D. Smith, converted from a defensive back, became the second 49er to accumulate more than 1,000 yards rushing.

**1960** — Hickey saved a seemingly hopeless season when he installed his Shotgun attack and the club captured four of the last five games to finish in a tie for second place. Third-string quarterback Bobby Waters threw the passes that upset Baltimore, 30-22, in the final two minutes.

**1961** — The success of Hickey's Shotgun amazed the football world, especially the 49-0 victory over Detroit. Quarterback Bill Kilmer, a passing-running rookie from UCLA, was made to order for the new offense. When the Shotgun was stopped, Brodie took over again in the T and had the finest season in 49er q.b. annals. Indicating the evenness of NFL competition, the 49ers were playing for a second-place tie, plus a trip to the Runner-up Bowl at Miami, or a fifth-place position on the last day of the season. The Colts again won by three points, but 1961 must remain as one of the most exciting and interesting years in 49ers history.

**1962** — For the first time since 1956, the 49ers finished the frustrating season with more defeats than victories. In so doing, the honored adage of "it's easier to win at home than on the road," proved false — the 49ers won only one of seven at home, but captured five of seven road contests.

**1963** — Injuries in multitude to key personnel started the 49ers off to a disappointing 2-12 league season. One of the victories, however, was a smashing 20-14 upset of ultimate World Champion Chicago, the only league defeat suffered by the Bears all season.



**1964** — Club chief executive Victor P. Morabito died of a heart attack in May. Injury to key personnel prevented the 49ers from gaining enough offensive momentum to forge a winning season although they proved to be one of the toughest defensive clubs in the league. Outstanding rookie performances by end Dave Parks, quarterback George Mira and linebacker Dave Wilcox also took some of the sting from the 4-10 overall record.

**1965** — Outstanding offensive performances enabled the 49ers to jump from the bottom to fourth place in the Western Division as the team led the NFL in both scoring and total offense. John Brodie was the most productive passer in the NFL. Dave Parks led the league in receiving and rookie Ken Willard and veteran John David Crow, acquired in an off-season trade, led a strong ground game. The over-all record was 7-6-1 and the season-opening 52-24 beating of the Chicago Bears marked the largest number of points ever scored by the 49ers in NFL play.

**1966** — After a somewhat slow start, the 49ers got in gear just before midway in the season and became one of only two teams to beat the eventual World Champion Green Bay Packers. After that, they rolled to a respectable 6-6-2 record and were in the battle for second place in the Western Division until the final league game. Guard John Thomas and end Dave Parks were All Pro, and they joined guard Howard Mudd, center Bruce Bosley, fullback Ken Willard and linebacker Dave Wilcox in the Pro Bowl.

**1967** — An auspicious start (they were 5-1) disintegrated into disappointment for the 49ers as injuries took a heavy toll and a six-game losing streak took them out of the running. Quarterback George Mira came off the bench to lead the squad to two season-ending victories and salvage a 7-7 record. There were bright spots however, as, with John Brodie in fine form, the 49ers were the only team to beat the power-laden Rams in a league game, guard Howard Mudd and linebacker Dave Wilcox were named to All-Pro teams, and Mudd and center Bruce Bosley played in the Pro Bowl for the second straight time.

**1968** — Under new coach Dick Nolan the 49ers posted a 7-6-1 record as the season turned on key wins over New York, 26-10, and Green Bay, 27-20. Brilliant performances by QB John Brodie, receiver Clifton McNeil and running back Ken Willard led a prolific offense, while tackle Charlie Krueger, linebacker Dave Wilcox and defensive back Kermit Alexander, sparked a revitalized defense. McNeil and guard Howard Mudd were chosen All-NFL, and joined by Wilcox, Willard and Alexander in the Pro Bowl.

**1969** — Beseated by injuries that nearly decimated the defensive unit, the 49ers struggled through the early part of the season, went five games before beating Baltimore, the first time they had done that in 13 previous games. It got a little better after that (final record was 4-8-2) and five players — Jim Johnson, Dave Wilcox, Elmer Collett, Ken Willard and rookie Gene Washington — were selected for the Pro Bowl. Johnson was also All-Pro and winner of the Eshmont Award.

**1970** — This was the greatest year since the club became a member of the NFL in 1950. The 10-3 record was the best as an NFL club, the Western Division (NFC) championship was the first in the NFL. In a season of superlatives, John Brodie was the NFL's "Player of the Year," Bruce Taylor was NFC "Rookie of the Year," coach Dick Nolan was a near-unanimous choice as NFC "Coach of the Year." Brodie, receiver Gene Washington, linebacker Dave Wilcox and cornerback Jimmy Johnson were All-Pro and joined by tackle Len Rohde in being selected for the Pro Bowl.

**1971** — The 49ers forged a 9-5-0 record and won their second consecutive NFC Western Division title, clinching the crown on the final day by beating Detroit, 31-27, the identical score by which the Lions had knocked the 49ers out of championship play in the bitterly-remembered 1957 game. The season was also the club's first in its plush new home, Candlestick Park. Center Forrest Blue, linebacker Dave Wilcox and cornerback Jimmy Johnson were All-Pro and joined in the Pro Bowl by Ted Kwalick, Gene Washington, Vic Washington, Cedrick Hardman and Bruce Taylor.

**1972** — Early-season inconsistency compounded by an injury to John Brodie in the fifth game of the season cast a pall on 49er prospects for a third-straight NFC West title, but Steve Spurrier stepped in for Brodie and turned things around with a brilliant, poised performance. In the final quarter of the final game the recovered Brodie relieved Steve, threw two TD passes for a 20-17 win over Minnesota that clinched NFC West title No. 3, but Spurrier's nine-game contribution was the key. Center Forrest Blue, defensive back Jimmy Johnson, tight end Ted Kwalick, wide receiver Gene Washington and linebacker Dave Wilcox were All-Pro selections.



**1973** — In what was both a disappointing and significant year, the 49ers were 5-9 after tackling the NFL's toughest schedule and falling victim to a rash of key injuries and an unsettled quarterback situation. It also marked the end of the brilliant careers of quarterback John Brodie and defensive tackle Charlie Krueger, both of whom retired at year's end. Center Forrest Blue and Dave Wilcox were All-Pro and joined in the Pro Bowl by Ted Kwalick, Woody Peoples and Tom Wittum.

**1974** — The 49ers used five different quarterbacks after an injury to starter Steve Spurrier a week before the season opened sidelined him for most of the year. After winning the first two games the club lost a team record seven straight and then closed with a rush, winning four of the last five games to finish the season at 6-8. Running back Wilbur Jackson was named SPORTING NEWS "Rookie of the Year" and was named to the NFL All-Rookie team along with quarterback Tom Owen and defensive back Mike Holmes. Center Forrest Blue and punter Tom Wittum were All-NFC and selected for the Pro Bowl along with Jimmy Johnson. A knee injury forced perennial All-Pro linebacker Dave Wilcox to retire after a brilliant 11-year career with the 49ers.

**1975** — A strong defensive performance throughout the season couldn't offset an erratic offense troubled by an unsettled quarterback situation and a rebuilding offensive line. High point of the 5-9 season was a 24-23 win over Los Angeles in Los Angeles to end a 10-game losing streak to the Rams. At season's end, defensive end Cedrick Hardman was the club's only All-Pro selection and only player chosen for the Pro Bowl. Jimmy Johnson became the club's first-ever two-time Eshmont Award winner.

**1976** — A turnaround year for the 49ers as the team, under coach Monte Clark, posted an 8-6 record, their first winning season since 1972. With new quarterback Jim Plunkett at the controls, the 49ers got off to their best start ever, 6-1, before hitting a mid-season four-game losing streak that knocked the club out of playoff contention. The season saw the emergence of a powerful defensive unit that led the league in quarterback sacks with 61. Delvin Williams set a 49ers single-season rushing record with his 1,203 yards on the ground. Tommy Hart was named All-Pro and played in the Pro Bowl along with Williams, Cleveland Elam, and Dave Washington. Center Randy Cross was a NFL All-Rookie team selection. Tommy Hart became a two-time winner of the Eshmont Award. Cornerback Jimmy Johnson retired after a brilliant 16-year career with the 49ers.

**1977** — In the 32nd year of their existence, the 49ers began an all new era. On March 31, 1977, the club became the property of Edward J. DeBartolo, Jr., and came under the guidance of Joe Thomas as general manager. The changeover was made more dramatic because the San Francisco 49ers were one of the few NFL franchises which had never previously changed ownership or location. On the field, under Coach Ken Meyer, the 49ers ran hot and cold. The club lost its first five games, then won five of the next six before dropping the final three contests for a 5-9 record overall. Strong safety Mel Phillips was named winner of the coveted Eshmont Award. Cleveland Elam was selected All-Pro and played for the NFC team in the Pro Bowl.

**1978** — The 49ers suffered through their longest season as the club fell to 2-14 in '78 and three coaches were hired and fired in less than 12 months. First, Pete McCulley departed after nine games with a 1-8 record, and his replacement, Fred O'Connor, was let go at the end of the year as the team won just one of its final seven contests. Bill Walsh was hired as the new Coach and General Manager on January 9, 1979, replacing O'Connor as coach and Joe Thomas as General Manager. Running back Paul Hofer, who replaced acclaimed O.J. Simpson when the newly-acquired star went to the sidelines for the year with a shoulder injury, was named recipient of the Len Eshmont Award. No 49ers received post-season honors in '78, as five starters — in addition to Simpson — were lost for the year with injuries.

**1979** — The 49ers suffered through their second consecutive 2-14 season, but there were several indications of improvement. San Francisco went from virtually the worst ranked offensive team in the league in '78 to one of the most productive offensive units in the NFL in '79, ranking first in passing offense in the NFC and sixth in total offense in the NFL. Running back Paul Hofer again was the Len Eshmont Award recipient and individual leader, racking up 615 yards rushing and an additional 662 yards receiving on 58 catches in only seven starts. Quarterback Steve DeBerg broke Fran Tarkenton's NFL record for completions by connecting on 347 passes. Kicker Ray Wersching set a new club record 83.3 field goal percentage, also leading the league with that mark. No 49ers were named to the Pro Bowl squad. O.J. Simpson retired from the 49ers and the NFL, finishing as the second leading rusher of all time with 11,236 yards.

**1980** — In their second season of the Bill Walsh era, the 49ers showed gradual improvement in their rebuilding program. A three-game winning streak the first three weeks of the season, combined with a three-game victory string from Week 12 through Week 14 enabled the Niners to post a 6-10 season, tripling the number of victories from each of the previous two 2-14 campaigns. Week 14 was a day when the 49ers made NFL history. That Dec. 7 in Candlestick Park, the 49ers overcame a 35-7 halftime deficit to the New Orleans Saints to win in overtime, 38-35. The 28-point comeback was the biggest points margin comeback in NFL history. The Niners also won in overtime in their '80 home opener (Week 2) when Ray Wersching, who would later win the New Orleans comeback game with a field goal, booted the game-winning three pointer in a 24-21 victory over the St. Louis Cardinals. The biggest victory of the season came in a 21-17 upset of New England at Candlestick on Thanksgiving weekend, a victory that helped grease the skids for the Patriots' late slide from the AFC playoff picture. No 49ers were named to the Pro Bowl squad for the third consecutive year, but Randy Cross at guard and Freddie Solomon as a punt returner were All-NFC selections by *Pro Football Weekly*. In addition, linebacker Bobby Leopold, defensive end Jim Stuckey and punter Jim Miller were named to All-Rookie teams, while another rookie, fullback Earl Cooper, led the NFC in receptions with a team-record 83, the most catches ever by an NFL rookie. Dwight Clark caught 82 passes to break the team wide receiver mark, and Joe Montana set the club passing percentage record at .645 with 176 completions in 273 attempts. Defensive tackle Archie Reese was voted the team's Len Eshmont Memorial Award winner.

## 49ers Honors

### 49ers Selected on All-NFL Teams — 1946-80

- 1947 — Offense: Bruno Banducci, guard
- 1951 — Offense: Leo Nomellini, tackle.
- 1952 — Offense: Gordy Soltau, end; Leo Nomellini, tackle;  
Hugh McElhenny, halfback.
- 1953 — Offense: Bruno Banducci, guard; Hugh McElhenny, halfback;  
Joe Perry, fullback. Defense: Leo Nomellini, tackle.
- 1954 — Offense: Bruno Banducci, guard; Joe Perry, fullback.  
Defense: Leo Nomellini, tackle.
- 1955 — Offense: Billy Wilson, end; Bob St. Clair, tackle. Defense: Bob Toneff,  
tackle.
- 1956 — Offense: Bob St. Clair, tackle.
- 1957 — Offense: Y.A. Tittle, quarterback; Billy Wilson, end.  
Defense: Leo Nomellini, tackle; Marv Matuszak, linebacker.
- 1959 — Offense: J.D. Smith, halfback.  
Defense: Leo Nomellini, tackle; Abe Woodson, halfback.
- 1960 — Offense: Bob St. Clair, tackle. Defense: Abe Woodson, halfback.
- 1962-3 — Defense: Abe Woodson, cornerback.
- 1965 — Offense: Dave Parks, split end.
- 1966 — Offense: Dave Parks, split end; John Thomas, guard.
- 1967 — Offense: Howard Mudd, guard. Defense: Dave Wilcox, linebacker.
- 1968 — Offense: Clif McNeil, end; Howard Mudd, guard.
- 1969 — Defense: Jimmy Johnson, cornerback.
- 1970 — Offense: John Brodie, quarterback; Gene Washington, wide receiver.  
Defense: Jimmy Johnson, cornerback; Dave Wilcox, linebacker.
- 1971 — Offense: Forrest Blue, center; Gene Washington, wide receiver.  
Defense: Jimmy Johnson, cornerback; Dave Wilcox, linebacker.

- 1972 — Offense: Forrest Blue, center; Ted Kwalick, tight end;  
Gene Washington, wide receiver. Defense: Jimmy Johnson, cornerback;  
Dave Wilcox, linebacker.
- 1973 — Offense: Forrest Blue, center. Defense: Dave Wilcox, linebacker.
- 1974 — All-NFC: Forrest Blue center; Tom Wittum, punter.
- 1975 — All-NFL: Cedrick Hardman, DE (NEA 2nd).
- 1976 — All-NFL: Tommy Hart (NEA, PFWA).
- 1977 — All-NFL: Cleveland Elam (AP, NEA, PRWA);  
All-NFC: Cleveland Elam (UPI).
- 1978, 1979, 1980 — None.

## 49ers Selected For Pro Bowl Game — 1951-80

- 1951 — Leo Nomellini, Visco Grgich, Frank Albert, John Strzykalski,  
Norm Standlee.
- 1952 — Leo Nomellini, Ray Collins, Jim Cason, Gordy Soltau.
- 1953 — Bill Johnson, Ed Henke, Gordy Soltau, Leo Nomellini, Hugh McElhenny,  
Joe Perry.
- 1954 — Gordy Soltau, Bill Johnson, Leo Nomellini, Joe Perry, Art Milchalik,  
Y.A. Tittle, Hugh McElhenny.
- 1955 — Bruno Banducci, Billy Wilson, Y.A. Tittle, John Henry Johnson, Joe Perry,  
Al Carapella, Jim Cason.
- 1956 — Billy Wilson, Bob Toneff, Dick Moegle.
- 1957 — Bob St. Clair, Hugh McElhenny, Billy Wilson, Leo Nomellini.
- 1958 — Billy Wilson, Hugh McElhenny, Y.A. Tittle, Leo Nomellini, Marv Matuszak.
- 1959 — Bob St. Clair, Billy Wilson, Leo Nomellini, Hugh McElhenny, Jerry Mertens.
- 1960 — Billy Wilson, Leo Nomellini, Dave Baker, Abe Woodson, Bob St. Clair,  
J.D. Smith.
- 1961 — Charlie Krueger, Bruce Bosley, Bob St. Clair, Abe Woodson, Leo Nomellini.
- 1962 — Leo Nomellini, Abe Woodson, Ted Connolly, Bob St. Clair, Eddie Dove.
- 1963 — Tommy Davis, Matt Hazeltine, J.D. Smith, Abe Woodson.
- 1964 — Tommy Davis, Abe Woodson, Dave Parks, Charlie Krueger.
- 1965 — John Brodie, Dave Parks, Bruce Bosley, Walt Rock, John David Crow,  
Ken Willard.
- 1966 — Bruce Bosley, Howard Mudd, Dave Parks, Walt Rock, Ken Willard,  
Dave Wilcox.
- 1967 — Bruce Bosley, Howard Mudd.
- 1968 — Kermit Alexander, Clif McNeil, Howard Mudd, Dave Wilcox, Ken Willard.
- 1969 — Elmer Collett, Jimmy Johnson, Gene Washington, Dave Wilcox,  
Ken Willard.
- 1970 — John Brodie, Jimmy Johnson, Len Rohde, Gene Washington, Dave Wilcox.
- 1971 — Forrest Blue, Cedrick Hardman, Ted Kwalick, Jimmy Johnson,  
Bruce Taylor, Dave Wilcox, Gene Washington, Vic Washington.
- 1972 — Forrest Blue, Jimmy Johnson, Ted Kwalick, Woody Peoples,  
Gene Washington, Dave Wilcox.
- 1973 — Forrest Blue, Ted Kwalick, Woody Peoples, Dave Wilcox, Tom Wittum.

1974 — Forrest Blue, Tom Wittum, Jimmy Johnson.  
 1975 — Cedrick Hardman.  
 1976 — Tommy Hart, Cleveland Elam, Delvin Williams, Dave Washington.  
 1977 — Cleveland Elam.  
 1978, 1979, 1980 — None.

## Len Eshmont Award

Defensive tackle Archie Reese was awarded the coveted Len Eshmont Memorial Award for his inspired play during the 1980 football season. He was the recipient by vote of his teammates.

The team's defensive captain for '80, Reese started all 16 games at either left tackle or nose tackle, depending upon San Francisco's defensive alignment. He accumulated 58 tackles and 32 assisted tackles, both the third best totals on the team, had four and one-half quarterback sacks, two pass deflections and two fumble recoveries.

But more than any statistical achievements, Reese epitomized what the Eshmont Award really stands for—"inspirational and courageous play". Reese is all of that, and in fact, plays with such intensity that his coaches presently are trying to find a suitable backup man, so that he can take a few more breathers since every down Archie plays is to the hilt.

A secret ballot by the 49er players prior to the last game of the season determines the annual winner. Eshmont, a Fordham graduate, was a member of the original 49ers' squad in 1946. He subsequently coached at the Naval Academy and the University of Virginia before his untimely death in May of 1957. Club founder Tony Morabito established the award the same year.

Reese becomes the fourth 49er defensive lineman to be voted the award in team history. The others were Leo Nomellini (1961), Charlie Krueger (1964) and Tommy Hart (1972 and '76).

### PREVIOUS WINNERS:

1957 — Y.A. Tittle	1973 — Mel Phillips
1958 — Joe Perry	1974 — Len Rohde
1959 — J.D. Smith	1975 — Jimmy Johnson
1960 — Dave Baker	1976 — Tommy Hart
1961 — Leo Nomellini	1977 — Mel Phillips
1962 — Dan Colchico	1978 — Paul Hofer
1963 — Bob St. Clair	1979 — Paul Hofer
1964 — Charlie Krueger	
1965 — John Brodie	
1966 — John David Crow	
1967 — Dave Wilcox	
1968 — Matt Hazeltine	
1969 — Jimmy Johnson	
1970 — Roosevelt Taylor	
1971 — Ed Beard	
1972 — Tommy Hart	



Reese



Eshmont

# Stadium Information

The San Francisco 49ers begin their 11th year in Candlestick Park. Candlestick is one of 17 combination pro football and baseball stadiums in the United States.

The "new" Candlestick was completed in 1972 (the 49ers played in the park while it was still under construction in 1971), when it was completely encircled, carpeted with Astroturf, furnished throughout with comfortable chairs (no bleachers), and surrounded by additional parking space.

The stadium seats 61,185 for football. There are three major ticket plazas and entry levels. Every seat in the stadium is a chair-type, plastic unit for comfort and durability. Completely double-decked, the park features a 7,394-seat movable section.

In the spring of 1979, the artificial turf was replaced by natural grass, and last summer, the Giants shortened the infield (dirt surface) for baseball by cutting back the "infield arch" from 57 feet to 43 feet. They shortened the dirt area behind second base by 14 feet and the areas behind first and third by eight feet each.

## Other Facts

**Original Ground Breaking:** 1958

**Expansion:** November 19, 1969

**Approximate Cost:** 24.6 million (not including expansion cost)

**Stadium Area:** 14½-acres on 82-acre site

**Stadium Diameter:** 680 feet at its shortest, 840 feet at its longest

**Height:** 120 feet

**Steel Used:** 1,034 tons structural steel, 8,000 tons reinforcing steel

**Concrete Used:** 50,000 Cubic Yards of Concrete

**Capacity:**

Upper .....	29,389 (\$12)
Lower .....	19,190 (\$12)
Movable Section .....	7,394 (\$12)
Mezzanine Box .....	630 (\$20)
General .....	4,582 (\$5)

**No. of Restrooms:** 54

**Concession Stands:** 29

**Parking Capacity (Approximately)**

Cars .....	14,400
Busses .....	175

## Candlestick Park Directory

**First Aid** is located on the main level concourse opposite **Section 7**.

**Police Station** is located on main level concourse opposite **Section 5**.

**Lost and Found** is in the Burns Security Office on the mezzanine level opposite **Section 7**.

**Telephones** are located throughout the stadium; specifically, at each ticket plaza, along the main concourse and along the upper mezzanine level.

**Will Call** is at **Gate A**, south end of stadium.

**Escalator** service is provided at **Gates A, E and F**.

**Press Will Call** is at **Gate A**.

# 49ERS' RECORDS



# FORTY NINERS CAREER LEADERS

## RUSHING

Rank-Player (Years)	Att.	Yds.	Avg.	Long	TD
1. Perry, Joe (1950-60, 1963) .....	1,475	7,344	4.9	78t	50
2. Willard, Ken (1965-73) .....	1,582	5,930	3.7	69t	45
3. Smith, J.D. (1956-64) .....	1,007	4,370	4.3	80t	37
4. McElhenny, Hugh (1952-60) .....	877	4,288	4.8	89t	35
5. Jackson, Wilbur (1974-79) .....	754	2,955	3.9	80	10
6. Williams, Delvin (1974-77) .....	669	2,966	4.4	80t	20
7. Washington, Vic (1971-73) .....	483	1,813	3.7	33	14
8. Schreiber, Larry (1971-75) .....	502	1,734	3.4	21	10
9. Hofer, Paul (1976-80) .....	356	1,553	4.36	47	15
10. Cunningham, Doug (1967-73) .....	401	1,498	3.7	64t	10

## PASSING

Rank-Player (Years)	Att.	Comp.	Pct.	Yds.	TD	Int.	Rating
1. Brodie, John (1957-73) ...	4,491	2,469	55.0	31,548	214	224	72.3
2. Tittle, Y.A. (1951-60) ....	2,194	1,226	55.9	16,016	108	134	70.0
3. DeBerg, Steve (1977-80) .	1,201	670	55.8	7,220	37	60	71.1
4. Spurrier, S. (1967-75) ....	840	441	52.5	5,250	33	48	61.2
5. Albert, Frank (1950-52) ...	601	316	52.6	3,847	27	43	63.9

## RECEIVING

Rank-Player (Years)	No.	Yds.	Avg.	Long	TD
1. Wilson, Billy (1951-60) .....	407	5,902	14.5	77t	49
2. Washington, Gene (1969-77) .....	371	6,664	18.0	79t	59
3. Casey, Bernie (1961-66) .....	277	4,008	14.4	68	27
4. Willard, Ken (1965-73) .....	273	2,156	7.8	47	16
5. Soltau, Gordy (1950-58) .....	249	3,487	14.0	62	25
6. Parks, Dave (1964-67) .....	208	3,334	16.0	83t	27
7. Stickles, Monty (1960-67) .....	207	2,993	14.4	46	14
8. Conner, Clyde (1956-63) .....	203	2,643	13.0	71t	18
9. McElhenny, Hugh (1952-60) .....	195	2,666	13.6	77t	15
10. Perry, Joe (1950-60, 1963) .....	185	1,280	6.9	62	7

## PUNTING

Rank-Player (Years)	No.	Avg.	Long	Blk.
1. Davis, Tommy (1959-69)	511	44.6	82	2
2. Albert, Frank (1950-52)	139	41.9	70	0
3. Jessup, Bill (1951-52, 1954-58)	75	41.0	63	0
4. Miller, Jim (1980)	77	40.9	65	0
5. Wittum, Tom (1973-77)	380	40.8	68	9
6. Luna, Bob (1955)	63	40.6	63	3
7. Lillywhite, Verl (1950-51)	46	40.5	75	1
8. Powers, Jim (1950-53)	42	40.5	55	1
9. McCann, Jim (1971-72)	113	39.2	63	1
10. Spurrier, Steve (1967-75)	230	38.3	64	1

## INTERCEPTIONS

Rank-Player (Years)	No.	Yds.	Avg.	Long	TD
1. Johnson, Jim (1961-76)	47	615	13.1	63t	2
2. Alexander, Kermit (1963-69)	36	499	13.7	66t	1
3. Wagner, Lowell (1950-53, 1955)	25	331	13.2	40	0
4. Berry, Rex (1951-56)	22	404	18.4	38	3
5. Baker, Dave (1959-61)	21	294	14.0	40	0
6. Moegle, Dick (1955-59)	20	232	11.6	41	1
7. Taylor, Bruce (1970-76)	18	201	11.2	70	0
8. Woodson, Abe (1958-64)	15	159	10.6	61	0
9. Wilcox, Dave (1964-74)	14	149	10.6	23t	1
10. Nunley, Frank (1967-76)	14	136	9.7	50	0

## PUNT RETURNS (Min. 60 Returns)

Rank-Player (Years)	No.	Yds.	Avg.	Long	TD
1. Taylor, Bruce (1970-75)	142	1,323	9.3	76	0
2. McGill, Ralph (1972-76)	105	969	9.2	48t	1
3. Woodson, Abe (1958-64)	105	949	9.0	85t	2
4. Alexander, Kermit (1963-69)	120	782	6.5	70	2
5. Arenas, Joe (1951-57)	124	774	6.2	67t	1
6. McElhenny, Hugh (1952-60)	99	648	6.5	94t	1
7. Leonard, Anthony (1976-78)	65	473	7.3	60	1

## KICKOFF RETURNS (Min. 60 Returns)

Rank-Player	No.	Yds.	Avg.	Long	TD
1. Woodson, Abe (1958-64)	166	4,873	29.3	105t	5
2. Arenas, Joe (1951-57)	139	3,798	27.3	96t	1
3. Alexander, Kermit (1963-69)	138	3,271	23.7	64t	0
4. Washington, Vic (1971-73)	84	2,178	25.9	98t	1
5. Owens, James (1979-80)	72	1,728	24.0	101t	2
6. Cunningham, Doug (1967-73)	68	1,613	23.7	94	0
7. McElhenny, Hugh (1952-60)	65	1,494	22.9	61	0



## SCORING

Rank-Player (Years)	TD	PAT	FG	TOTAL
1. Davis, Tommy (1959-69)	—	348	130	738
2. Soltau, Gordy (1950-58)	25	284	70	644
3. Gossett, Bruce (1970-74)	—	163	99	460
4. Willard, Ken (1965-73)	61	—	—	366
5. Washington, Gene (1969-77)	59	—	—	354
6. Perry, Joe (1950-60, 1963)	57	6	1	351
7. McElhenny, Hugh (1952-60)	51	—	—	306
8. Wilson, Billy (1951-60)	49	—	—	294
9. Wersching, Ray (1977-80)	—	112	60	292
10. Smith, J.D. (1956-64)	42	—	—	252

## FIELD GOALS

Rank-Player (Years)	Att.	Made	Pct.	Long
1. Davis, Tommy (1959-1969)	276	130	47.1	53
2. Gossett, Bruce (1970-74)	153	99	64.1	54
3. Soltau, Gordy (1950-1958)	138	70	50.7	43
4. Wersching, Ray (1977-80)	83	60	72.3	50
5. Mike-Mayer, Steve (1975-1976)	56	30	53.6	54

# INDIVIDUAL SEASON RECORDS

## RUSHING

Most Yards Gained	1,203—Delvin Williams	1976
Most Carried	268—Delvin Williams	1977
Best Avg. (Min. 50 carries)	6.1—Joe Perry	1954 & 1958
Most Touchdowns	10—Bill Kilmer	1961

## PASSING

Most Attempts	578—Steve DeBerg	1979
Most Completions	347—Steve DeBerg	1979
Most Yards Gained	3,652—Steve DeBerg	1979
Most Touchdowns	30—John Brodie	1965
Highest Completion Percentage	64.5—Joe Montana	1980
Poorest Completion Percentage	42.3—Lamar McHan	1963
Best Avg. Gain Per Attempt	9.1—John Brodie	1961
Most Yds. Lost Att. To Pass	362—Y.A. Tittle	1957
Most Interceptions	28—Y.A. Tittle	1955

## RECEIVING

Most Receptions		
By a Running Back	83—Earl Cooper	1980
By a Wide Receiver	82—Dwight Clark	1980
Most Yards Gained	1,344—Dave Parks	1965
Most Touchdowns	12—Gene Washington	1972
Best Avg. (Min. 14 receptions)	21.2—Gene Washington (29 recept.)	1974

## SCORING

Most Points	114—Gordy Soltau	1953
Most Touchdowns	13—Joe Perry	1953
Most Extra Points Attempted	53—Tommy Davis	1965
Most Extra Points Made	52—Tommy Davis	1965
Highest Extra Point Percentage	100%—	
(23 Attempts—23 Made)	—Ray Wersching	1977
(33 Attempts—33 Made)	—Gordy Soltau	1957
(31 Attempts—31 Made)	—Tommy Davis	1959
(44 Attempts—44 Made)	—Tommy Davis	1961
(36 Attempts—36 Made)	—Tommy Davis	1962
(33 Attempts—33 Made)	—Tommy Davis	1967
Most Field Goal Attempts	36—Bruce Gossett	1971
Most Field Goals Made	26—Bruce Gossett	1973
Most Consecutive Field Goals	13—Bruce Gossett	1973
Highest Field Goal Percentage	83.3%—Ray Wersching (20 of 24)	1979

## DEFENSE

Most Intercepted Passes	10—Dave Baker	1960
Most Yds. Ret. Int. Passes	159—Chuck Crist (6 Int.)	1978
Most Kickoff Returns	41—James Owens	1979
Most Yds. on Kickoff Returns	1,157—Abe Woodson	1962
Highest Avg. KO Ret. (min. 15)	34.4—Joe Arenas (16 Ret.-551 Yds)	1953
Most Punt Returns	43—Bruce Taylor	1970
Most Yards Punt Returns	516—Bruce Taylor	1970
Highest Avg. Punt return	15.7—Jim Cason (11 Ret.-173 Yds)	1950

## 49ers Television

The San Francisco 49ers pre-season games will be telecast on KPIX-TV, Channel 5 in San Francisco with Sports Director Wayne Walker handling the telecast. KPIX also will present a weekly 49ers 30-minute highlight show every Sunday during the regular season.

# Forty Niners Leaders By Years

		RUSHING					NFL/ NFC Rank
Year	Player	Att.	Yds.	Avg.	Long	TD	
1950	Perry, Joe	124	647	5.2	78t	5	5
1951	Perry, Joe	136	677	5.0	58t	3	5
1952	Perry, Joe	158	725	4.6	78t	8	3
1953	Perry, Joe	192	1,018	5.3	51t	10	1
1954	Perry, Joe	173	1,049	6.1	58	8	1
1955	Perry, Joe	156	701	4.5	42	2	5
1956	McElhenny, Hugh	185	916	5.0	86t	8	3
1957	McElhenny, Hugh	102	478	4.7	61	1	15
1958	Perry, Joe	125	758	6.1	73t	4	3
1959	Smith, J.D.	207	1,036	5.0	73t	10	2
1960	Smith, J.D.	174	780	4.5	41	5	5
1961	Smith, J.D.	167	823	4.9	33	8	5
1962	Smith, J.D.	258	907	3.5	28	6	6
1963	Smith, J.D.	162	560	3.5	52t	5	13
1964	Kopay, Dave	75	271	3.6	64	0	32
1965	Willard, Ken	189	778	4.1	32	5	4
1966	Willard, Ken	191	763	4.0	67t	5	5
1967	Willard, Ken	169	510	3.0	20	5	17
1968	Willard, Ken	227	967	4.3	69t	7	2
1969	Willard, Ken	171	557	3.2	18	7	13
1970	Willard, Ken	236	789	3.3	20	7	9/6
1971	Willard, Ken	216	855	4.0	49	4	9/15
1972	Washington, Vic	141	468	3.3	33	3	42/20
1973	Washington, Vic	151	534	3.5	25	8	32/15
1974	Jackson, Wilbur	174	705	4.1	64	0	17/8
1975	Williams, Delvin	117	631	5.4	52	3	21/13
1976	Williams, Delvin	248	1,203	4.9	80t	7	3/2
1977	Williams, Delvin	268	931	3.5	40	7	10/5
1978	Simpson, O.J.	161	593	3.7	34	1	39/19
1979	Hofer, Paul	123	615	5.0	47	2	17/33
1980	Cooper, Earl	171	720	4.2	47	5	23/12*
*(Tied)							

\*(Tied)

Year	Player	PASSING							NFL/ NFC Rank
		Att.	Comp.	Pct.	Yds.	TD	Int.	Rating	
1950	Albert, Frank	306	155	50.7	1,767	14	23	52.6	8
1951	Albert, Frank	166	90	50.7	1,116	5	10	60.2	8
1952	Tittle, Y.A.	208	106	51.0	1,407	11	12	66.4	5
1953	Tittle, Y.A.	259	149	57.5	2,121	20	16	84.0	3
1954	Tittle, Y.A.	295	170	57.6	2,205	9	9	78.4	7
1955	Tittle, Y.A.	287	147	51.2	2,185	17	28	56.5	4
1956	Tittle, Y.A.	218	124	56.9	1,641	7	12	68.5	7
1957	Tittle, Y.A.	279	176	63.1	2,157	13	15	79.6	1
1958	Tittle, Y.A.	208	120	57.7	1,467	9	15	59.1	3
1959	Tittle, Y.A.	199	102	51.3	1,331	10	15	58.2	4
1960	Brodie, John	207	103	49.8	1,111	6	9	57.8	5
1961	Brodie, John	283	155	54.8	2,588	14	12	84.5	4
1962	Brodie, John	304	175	57.6	2,272	18	16	78.1	6
1963	McHan, Lamar	195	83	42.3	1,243	8	11	54.3	15
1964	Brodie, John	392	193	49.2	2,498	14	16	64.3	12
1965	Brodie, John	391	242	61.9	3,112	30	16	95.2	3

1966	Brodie, John	427	232	54.3	2,810	16	22	65.5	8
1967	Brodie, John	349	168	48.1	2,013	11	16	57.5	11
1968	Brodie, John	404	234	57.9	3,020	22	21	77.9	3
1969	Brodie, John	347	194	55.9	2,405	16	15	74.9	7
1970	Brodie, John	378	223	59.0	2,941	24	10	93.9	1/1
1971	Brodie, John	387	208	53.7	2,642	18	24	64.7	12/6
1972	Spurrier, Steve	269	147	54.6	1,983	18	16	76.2	8/5
1973	Spurrier, Steve	157	83	52.9	882	4	7	59.2	21/13
1974	Owen, Tom	184	88	47.8	1,327	10	15	54.8	25/11
1975	Snead, Norm	189	108	57.1	1,337	9	10	77.2	11/5
1976	Plunkett, Jim	243	126	51.9	1,592	13	16	62.8	17/8
1977	Plunkett, Jim	248	128	51.6	1,693	9	14	62.1	17/8
1978	DeBerg, Steve	302	137	45.4	1,570	8	22	39.8	28/17
1979	DeBerg, Steve	578	347	60.0	3,652	17	21	70.3	13/5
1980	Montana, Joe	273	176	64.5	1,795	15	9	87.8	5/4

## RECEIVING

Year	Player	No.	Yds.	Avg.	Long	TD	NFL/ NFC Rank
1950	Lloyd, Alex	32	402	12.6	38	0	18
1951	Soltau, Gordy	59	826	14.0	48t	7	2
1952	Soltau, Gordy	55	774	14.1	49t	7	4
1953	Wilson, Billy	51	840	16.5	61t	10	6
1954	Wilson, Billy	60	830	13.8	43	5	2
1955	Wilson, Billy	53	831	15.7	72t	7	2
1956	Wilson, Billy	60	889	14.8	77t	5	1
1957	Wilson, Billy	52	757	14.6	40	6	1
1958	Conner, Clyde	49	512	10.4	26	5	5
1959	Wilson, Billy	44	540	12.3	57t	4	6
1960	Conner, Clyde	38	531	14.0	65t	2	1
1961	Owens, R. C.	55	1,032	18.8	54	5	7
1962	Casey, Bernie	53	819	15.5	48t	6	11
1963	Casey, Bernie	47	762	16.2	68t	7	14
1964	Casey, Bernie	47	808	13.9	63t	4	6
1965	Parks, Dave	80	1,344	16.8	53t	12	1
1966	Parks, Dave	66	974	14.8	65t	5	3
1967	Witcher, Dick	46	705	15.3	63t	3	17
1968	McNeil, Clifton	71	944	14.0	65t	7	1
1969	Washington, Gene	51	711	13.9	52	3	10
	Cunningham, Doug, RB	51	484	9.5	58	0	11
1970	Washington, Gene	53	1,100	20.8	79t	12	4/3
1971	Kwalick, Ted	52	664	12.8	42t	5	4/2
1972	Washington, Gene	46	918	20.0	62t	12	13/7
1973	Kwalick, Ted	47	729	15.5	48	5	10/6
1974	Schreiber, Larry, RB	30	217	7.2	16	1	60/36
1975	Washington, Gene	44	735	16.7	68t	9	31/10
1976	Washington, Gene	33	457	13.8	55t	6	52/25
	Jackson, Wilbur, RB	33	324	9.8	32	1	53/27
1977	Washington, Gene	32	638	19.9	47t	5	52/22
1978	Solomon, Freddie	31	458	14.8	58	2	83/42
1979	Hofer, Paul, RB	58	662	11.4	44	2	17/7
1980	Cooper, Earl, RB	83	567	6.8	66t	4	2/1

## PUNTING

Year	Player	No.	Avg.	Long	Had Blocked	NFL/ NFC Rank
1950	Lillywhite, Verl	26	39.1	64	1	11
1951	Albert, Frank	34	44.3	66	0	2

1952	Albert, Frank	68	42.6	70	0	5
1953	Powers, Jim	42	40.6	55	1	8
1954	Brown, Hardy	10	38.4	58	0	11
1955	Luna, Bob	63	40.6	63	3	8
1956	Jessup, Bill	14	40.2	63	0	16
1957	Barnes, Larry	19	47.1	86	0	13
1958	Atkins, Bill	25	39.3	51	0	11
1959	Davis, Tommy	59	45.7	71	0	3
1960	Baker, Dave	3	47.7	55	0	19
1961	Davis, Tommy	50	45.4	67	0	3
1962	Davis, Tommy	48	45.6	82	0	1
1963	Davis, Tommy	73	45.4	64	2	4
1964	Davis, Tommy	79	45.6	68	0	4
1965	Davis, Tommy	54	45.8	65	0	2
1966	Davis, Tommy	63	41.4	60	0	6
1967	Spurrier, Steve	73	37.6	61	1	12
1968	Spurrier, Steve	68	39.0	54	0	12
1969	Davis, Tommy	23	41.5	55	0	17
1970	Spurrier, Steve	75	38.4	58	0	24/11
1971	McCann, Jim	49	38.7	54	1	25/12
1972	McCann, Jim	64	39.7	63	1	21/10
1973	Wittum, Tom	79	43.7	62	0	4/1
1974	Wittum, Tom	68	41.2	67	1	4/2
1975	Wittum, Tom	67	41.9	64	3	3/2
1976	Wittum, Tom	89	40.8	68	2	6/3
1977	Wittum, Tom	77	36.4	54	3	26/13
1978	Connell, Mike	96	37.3	59	1	21/10
1979	Melville, Dan	71	37.0	53	1	25/14
1980	Miller, Jim	77	40.9	65	0	10/5

## SCORING

Year	Player	TD	PAT	FG	Tot.	NFL/ NFC Rank
1950	Soltau, Gordy	1	26	4	44	2
1951	Soltau, Gordy	7	30	6	90	5
1952	Soltau, Gordy	7	34	6	94	1
1953	Soltau, Gordy	6	48	10	114	1
1954	Soltau, Gordy	2	31	11	76	4
1955	Soltau, Gordy	1	27	3	42	24×
	Wilson, Billy	7	0	0	42	24×
1956	Soltau, Gordy	1	26	13	71	6
1957	Soltau, Gordy	0	33	9	60	9
1958	Soltau, Gordy	0	29	8	53	20
1959	Davis, Tommy	0	31	12	67	9
1960	Davis, Tommy	0	21	19	78	5
1961	Davis, Tommy	0	44	12	80	8
1962	Davis, Tommy	0	36	10	66	16
1963	Davis, Tommy	0	24	10	54	21
1964	Davis, Tommy	0	30	8	54	24
1965	Davis, Tommy	0	52	17	103	4
1966	Davis, Tommy	0	38	16	86	12
1967	Davis, Tommy	0	33	14	75	10
1968	Davis, Tommy	0	26	9	53	19
1969	Willard, Ken	10	0	0	60	21
1970	Gossett, Bruce	0	39	21	102	6/4
1971	Gossett, Bruce	0	32	23	101	5/3
1972	Gossett, Bruce	0	41	18	95	13/7

1973	Gossett, Bruce	0	26	26	104	7/4
1974	Gossett, Bruce	0	25	11	58	25/8
1975	Mike-Mayer, Steve	0	27	14	69	22/9
1976	Mike-Mayer, Steve	0	26	16	74	25/9
1977	Williams, Delvin	9	0	0	54	10/14
1978	Wersching, Ray	0	24	15	69	22/9
1979	Wersching, Ray	0	32	20	92	12/5
1980	Wersching, Ray	0	33	15	78	18/10×
× Tie						

## KICKOFF RETURNS

Year	Player	No.	Yds.	Avg.	Long	TD	NFL/ NFC Rank
1950	Cathcart, Sam	14	329	23.9	62	0	20
1951	Arenas, Joe	21	542	25.8	49	0	8
1952	McElhenny, Hugh	18	396	22.0	40	0	16
1953	Arenas, Joe	15	551	34.4	82	0	1
1954	Arenas, Joe	16	362	22.6	41	0	11
1955	Arenas, Joe	24	594	24.8	42	0	7
1956	Arenas, Joe	27	801	29.7	96t	1	2
1957	Arenas, Joe	24	657	27.4	64	0	2
1958	Smith, J.D.	15	356	23.7	39	0	8
1959	Lyles, Lenny	25	565	22.6	46	0	10
1960	Lyles, Lenny	17	526	30.9	97t	1	2
1961	Woodson, Abe	27	782	29.0	98t	1	3
1962	Woodson, Abe	37	1,157	31.3	79	0	1
1963	Woodson, Abe	29	935	32.2	105t	3	1
1964	Woodson, Abe	32	880	27.5	70	0	4
1965	Alexander, Kermit	32	741	23.2	46	0	20
1966	Alexander, Kermit	37	984	26.6	56	0	7
1967	Cunningham, Doug	31	826	26.6	94	0	5
1968	Alexander, Kermit	20	360	18.0	35	0	24
1969	Smith, Noland	14	310	22.1	60	0	16
1970	Tucker, Bill	25	577	23.1	43	0	13/9
1971	Washington, Vic	33	858	26.0	74	0	12/8
1972	Washington, Vic	27	771	28.6	98t	1	4/3
1973	Washington, Vic	24	549	22.9	38	0	26/10
1974	Holmes, Mike	25	612	24.5	57	0	15/6
1975	Moore, Manfred	26	650	25.0	52	0	10/5
1976	Leonard, Anthony	26	553	21.3	39	0	29/13
1977	Hofer, Paul	36	863	23.9	48	0	12/7
1978	Williams, Dave	34	745	21.9	89t	1	23/8
1979	Owens, James	41	1,002	24.4	85t	1	5/3
1980	Owens, James	31	726	23.4	101t	1	4/3

## FIELD GOALS

Year	Player	Att.	Made	Pct.	Long	NFL/ NFC Rank
1950	Soltau, Gordy	7	4	.571	26	9
1951	Soltau, Gordy	18	6	.333	42	10
1952	Soltau, Gordy	12	6	.500	31	6
1953	Soltau, Gordy	15	10	.667	39	4
1954	Soltau, Gordy	18	11	.611	37	4
1955	Soltau, Gordy	12	3	.250	28	10
1956	Soltau, Gordy	20	13	.650	40	2
1957	Soltau, Gordy	15	9	.600	37	7
1958	Soltau, Gordy	21	8	.381	39	8

1959	Davis, Tommy	26	12	.462	43	2
1960	Davis, Tommy	32	19	.594	40	1
1961	Davis, Tommy	22	12	.545	46	9
1962	Davis, Tommy	23	10	.435	42	10
1963	Davis, Tommy	31	10	.645	46	10
1964	Davis, Tommy	25	8	.320	53	14
1965	Davis, Tommy	27	17	.630	53 L	4
1966	Davis, Tommy	31	16	.516	46	12
1967	Davis, Tommy	33	14	.424	50	13
1968	Davis, Tommy	16	9	.563	38	10
1969	Davis, Tommy	10	3	.300	48	24/15
	Gavric, Momcilo	11	3	.273	32	26/17
1970	Gossett, Bruce	31	21	.677	48	6/3
1971	Gossett, Bruce	36	23	.639	48	10/5
1972	Gossett, Bruce	29	18	.621	50	15/5
1973	Gossett, Bruce	33	26	.788	54	1/1
1974	Gossett, Bruce	24	11	.458	46	26/14
1975	Mike-Mayer, Steve	28	14	.500	54	24/13
1976	Mike-Mayer, Steve	28	16	.571	45	15/9
1977	Wersching, Ray	17	10	.588	50	17/5
1978	Wersching, Ray	23	15	.652	45	11/5
1979	Wersching, Ray	24	20	.833	45	3/1
1980	Wersching, Ray	19	15	78.9	47	2/1

L — Longest Field Goal in NFL that year

## PUNT RETURNS

Year	Player	No.	Yds.	Avg.	Long	TD	NFL/ NFC Rank
1950	Cathcart, Sam	16	185	11.6	29	0	10
1951	Arenas, Joe	21	272	13.0	51	0	6
1952	McElhenny, Hugh	20	284	14.2	94t	1	5
1953	McElhenny, Hugh	15	104	6.9	25	0	7
1954	Arenas, Joe	23	117	5.1	23	0	6
1955	Arenas, Joe	21	55	2.6	7	0	17
1956	Arenas, Joe	19	117	6.2	67t	1	8
1957	Arenas, Joe	25	80	3.2	26	0	13
1958	McElhenny, Hugh	24	93	3.9	18	0	16
1959	Woodson, Abe	15	143	9.5	65	0	6
1960	Woodson, Abe	13	174	13.4	48	0	1
1961	Woodson, Abe	16	172	10.8	80t	1	4
1962	Woodson, Abe	19	179	9.4	85t	1	4
1963	Woodson, Abe	13	95	7.3	13	0	13
1964	Alexander, Kermit	21	189	9.0	70t	1	8
1965	Alexander, Kermit	35	262	7.5	40	0	7
1966	Alexander, Kermit	30	198	6.6	44t	1	6
1967	Cunningham, Doug	27	249	9.2	57	0	3
1968	Alexander, Kermit	24	87	3.6	26	0	16
1969	Smith, Noland	10	46	4.6	18	0	19
1970	Taylor, Bruce	43	516	12.0	76	0	2/1
1971	Taylor, Bruce	34	235	6.9	38	0	15/6
1972	McGill, Ralph	22	219	10.0	33	0	4/3
1973	Taylor, Bruce	15	207	13.8	61	0	1/1
1974	McGill, Ralph	20	171	8.5	47	0	20/13

1975	McGill, Ralph	31	290	9.4	34	0	18/9
1976	Leonard, Anthony	35	293	8.4	60t	1	20/9
1977	Leonard, Anthony	22	154	7.0	19	0	30/13
1978	Steptoe, Jack*	11	129	11.7	28	0	*
1979	Solomon, Freddie	23	142	6.2	14	0	23/9
1980	Solomon, Freddie	27	298	11.0	57t	2	3/2

\*Insufficient returns to qualify.

## INTERCEPTIONS

Year	Player	No.	Yds.	Avg.	Long	TD	NFL/ NFC Rank
1950	Powers, Jim	5	42	8.4	26	0	27
1951	Wagner, Lowell	9	115	12.8	40	0	8
1952	Wagner, Lowell	6	69	11.5	30	0	12
1953	Berry, Rex	7	142	20.3	29	1	8
1954	Berry, Rex	3	69	23.0	34t	1	32
1955	Moegle, Dick	6	50	8.3	37	0	14
1956	Moegle, Dick	6	75	12.5	31t	1	12
1957	Moegle, Dick	8	107	13.4	40	0	6
1958	Ridlon, Jim	4	10	2.5	3	0	23
1959	Baker, Dave	5	75	15.0	29	0	10
1960	Baker, Dave	10	96	9.6	28	0	1
1961	Baker, Dave	6	123	20.5	40	0	11
1962	Woodson, Abe	2	31	15.5	31	0	58
1963	Alexander, Kermit	5	72	14.4	38	0	18
1964	Alexander, Kermit	5	65	13.0	24	0	9
1965	Johnson, Jim	6	47	7.8	26	0	10
1966	Alexander, Kermit	4	73	18.3	55	0	25
1967	Alexander, Kermit	5	72	14.4	48	0	17
1968	Alexander, Kermit	9	155	17.2	24	1	2
1969	Alexander, Kermit	5	39	7.8	22	0	14
1970	Taylor, Bruce	3	70	23.3	70	0	48/24
1971	Taylor, Bruce	3	68	22.7	49	0	65/33
1972	Johnson, Jim	4	18	4.5	15	0	43/17
1973	Taylor, Bruce	6	30	5.0	22	0	10/5
1974	McGill, Ralph	5	71	14.2	45	0	19/9
1975	Taylor, Bruce	3	29	9.7	15	0	75/36
1976	Rhodes, Bruce	3	42	14.0	30	0	54/28
1977	Washington, Dave	2	68	34.0	50	0	93/37
1978	Crist, Chuck	6	159	26.5	32	0	11/10
1979	Hicks, Dwight	5	57	11.4	29	0	28/12
1980	Hicks, Dwight	4	73	18.3	44	0	41/19*
	Churchman, Ricky	4	7	1.8	7	0	41/19*

\*Tie

## Retired Jerseys

The San Francisco 49ers officially have retired six jerseys in their 32-year history. Those retired are, in order of their retirement, No. 34, Joe "The Jet" Perry; No. 39, Hugh McElhenny; No. 73, Leo Nomellini; No. 12, John Brodie; No. 70 Charlie Krueger; No. 37 Jimmy Johnson.



# FORTY NINERS' RECORDS

## Team Season Records

### Most Points Scored

BY 49ERS ..... 421 in 1965  
BY OPPONENTS ..... 415 in 1980<sup>b</sup>

### Fewest Points Scored

BY 49ERS ..... 198 in 1963  
BY OPPONENTS ..... 190 in 1976

### Most Touchdowns Scored

BY 49ERS ..... 53 in 1965  
BY OPPONENTS ..... 54 in 1979<sup>b</sup>

### Fewest Touchdowns Scored

BY 49ERS ..... 21 in 1960<sup>a</sup>  
BY OPPONENTS ..... 23 in 1971<sup>e</sup>

### Most First Downs

BY 49ERS ..... 336 in 1979<sup>b</sup>  
BY OPPONENTS ..... 341 in 1980<sup>b</sup>

### Fewest First Downs

BY 49ERS ..... 182 in 1959<sup>a</sup>  
BY OPPONENTS ..... 167 in 1952<sup>a</sup>

### Most First Downs Rushing

BY 49ERS ..... 134 in 1951<sup>a</sup>  
BY OPPONENTS ..... 137 in 1980<sup>b</sup>

### Fewest First Downs Rushing

BY 49ERS ..... 76 in 1964  
BY OPPONENTS ..... 74 in 1954<sup>a</sup>

### Most First Downs Passing

BY 49ERS ..... 200 in 1979<sup>b</sup>  
BY OPPONENTS ..... 185 in 1980<sup>b</sup>

### Fewest First Downs Passing

BY 49ERS ..... 76 in 1959<sup>a</sup>  
BY OPPONENTS ..... 76 in 1952<sup>a</sup>

### Most First Downs By Penalties

BY 49ERS ..... 34 in 1978<sup>b</sup>  
BY OPPONENTS ..... 37 in 1978<sup>b</sup>

### Fewest First Downs by Penalties

BY 49ERS ..... 9 in 1963  
BY OPPONENTS ..... 9 in 1960, 1956<sup>a</sup>

### Most Net Yards Offense

BY 49ERS ..... 5,573 in 1979<sup>b</sup>  
BY OPPONENTS ... 5,969 in 1980<sup>b</sup>

### Fewest Net Yards Offense

BY 49ERS ..... 3,260 in 1960<sup>a</sup>  
BY OPPONENTS ... 3,405 in 1960<sup>a</sup>

### Most Net Yards Rushing

BY 49ERS ..... 2,498 in 1954<sup>a</sup>  
BY OPPONENTS ... 2,241 in 1962

### Fewest Net Yards Rushing

BY 49ERS ..... 1,332 in 1964  
BY OPPONENTS ... 1,371 in 1954<sup>a</sup>

### Most Net Yards Passing

BY 49ERS ..... 3,641 in 1979<sup>b</sup>  
BY OPPONENTS ... 3,751 in 1980<sup>b</sup>

### Fewest Net Yards Passing

BY 49ERS ..... 1,508 in 1977  
BY OPPONENTS ... 1,638 in 1952<sup>a</sup>

**Most Total Offensive Plays**

BY 49ERS ..... 1,099 in 1979<sup>b</sup>  
 BY OPPONENTS ... 1,082 in 1980<sup>b</sup>

**Fewest Total Offensive Plays**

BY 49ERS ..... 711 in 1955<sup>a</sup>  
 BY OPPONENTS ... 738 in 1960<sup>a</sup>

**Highest Avg. Gain Per Offensive Play**

BY 49ERS ..... 6.19 in 1961  
 BY OPPONENTS ... 5.99 in 1962

**Most Total Yards Passing**

BY 49ERS ..... 3,799 in 1980<sup>b</sup>  
 BY OPPONENTS ... 3,958 in 1980<sup>b</sup>

**Fewest Total Yards Passing**

BY 49ERS ..... 1,685 in 1959<sup>a</sup>  
 BY OPPONENTS ... 1,948 in 1977

**Most Times Tackled Passer**

BY 49ERS ..... 61 in 1976  
 BY OPPONENTS ... 42 in 1978<sup>b</sup>

**Most Yards Lost Attempting to Pass**

BY 49ERS ..... 396 in 1952<sup>a</sup>  
 BY OPPONENTS ... 573 in 1976

**Fewest Yards Lost Attempting to Pass**

BY 49ERS ..... 87 in 1970<sup>b</sup>  
 BY OPPONENTS ... 145 in 1956<sup>a</sup>

**Most Pass Attempts**

BY 49ERS ..... 602 in 1979<sup>b</sup>  
 BY OPPONENTS ... 495 in 1980<sup>b</sup>

**Fewest Pass Attempts**

BY 49ERS ..... 264 in 1959<sup>a</sup>  
 BY OPPONENTS ... 270 in 1977

**Most Pass Completions**

BY 49ERS ..... 363 in 1980<sup>b</sup>  
 BY OPPONENTS ... 327 in 1980<sup>b</sup>

**Fewest Pass Completions**

BY 49ERS ..... 132 in 1959<sup>a</sup>  
 BY OPPONENTS ... 139 in 1977

**Highest Completion Percentage**

BY 49ERS ..... 62.6% in 1957<sup>c</sup>  
 BY OPPONENTS .. 66.1% in 1980<sup>b</sup>

**Lowest Completion Percentage**

BY 49ERS ..... 44.7% in 1963  
 BY OPPONENTS .. 44.2% in 1952<sup>a</sup>

**Highest Avg. Gain Per Pass Attempt**

BY 49ERS ..... 8.10 in 1961  
 BY OPPONENTS ... 8.00 in 1980<sup>b</sup>

**Most Passes Intercepted**

BY 49ERS ..... 33 in 1951<sup>a</sup>  
 BY OPPONENTS ... 36 in 1978<sup>b</sup>

**Fewest Passes Intercepted**

BY 49ERS ..... 8 in 1977  
 BY OPPONENTS ... 10 in 1970<sup>e</sup>

**Most Fumbles**

BY 49ERS ..... 56 in 1978<sup>b</sup>  
 BY OPPONENTS ... 50 in 1978<sup>b</sup>

**Most Fumbles Lost**

BY 49ERS ..... 30 in 1978<sup>b</sup>  
 BY OPPONENTS ... 27 in 1978<sup>b</sup>

**Fewest Fumbles**

BY 49ERS ..... 14 in 1960<sup>a</sup>  
 BY OPPONENTS ... 15 in 1960<sup>a</sup>

**Most Penalties**

BY 49ERS ..... 116 in 1978<sup>b</sup>  
 BY OPPONENTS ... 154 in 1978<sup>b</sup>

**Fewest Penalties**

BY 49ERS ..... 51 in 1963  
 BY OPPONENTS ... 37 in 1956<sup>a</sup>

**Most Yards Penalized**

BY 49ERS	997 in 1970 <sup>b</sup>
BY OPPONENTS	1,301 in 1978 <sup>b</sup>

**Fewest Yards Penalized**

BY 49ERS	439 in 1963
BY OPPONENTS	321 in 1956 <sup>a</sup>

**Most Punts**

BY 49ERS	97 in 1978 <sup>b</sup>
BY OPPONENTS	108 in 1976

**Fewest Punts**

BY 49ERS	42 in 1953 <sup>a</sup>
BY OPPONENTS	42 in 1956 <sup>a</sup>

**Most Yards Punting**

BY 49ERS	3,634 in 1976
BY OPPONENTS	4,327 in 1976

**Fewest Yards Punting**

BY 49ERS	1,705 in 1953 <sup>a</sup>
BY OPPONENTS	1,709 in 1956 <sup>a</sup>

**Highest Punting Average**

BY 49ERS	45.8 in 1965
BY OPPONENTS	45.8 in 1964

**Lowest Punting Average**

BY 49ERS	35.0 in 1977
BY OPPONENTS	38.2 in 1980 <sup>b</sup>

**Most Punts Blocked By**

BY 49ERS	3 in 1975
BY OPPONENTS	3 in 1975

**Most Punts Returned**

BY 49ERS	65 in 1976
BY OPPONENTS	52 in 1976

**Fewest Punts Returned**

BY 49ERS	18 in 1963
BY OPPONENTS	19 in 1971 <sup>e</sup>

**Most Punt Return Yards**

BY 49ERS	610 in 1975
BY OPPONENTS	587 in 1963

**Fewest Punt Return Yards**

BY 49ERS	99 in 1963
BY OPPONENTS	44 in 1971 <sup>e</sup>

**Highest Avg. Punt Return**

BY 49ERS	12.3 in 1950 <sup>a</sup>
BY OPPONENTS	12.4 in 1965

**Lowest Avg. Punt Return**

BY 49ERS	3.03 in 1955 <sup>a</sup>
BY OPPONENTS	2.23 in 1971 <sup>e</sup>

**Most Kickoffs Returned**

BY 49ERS	75 in 1980 <sup>b</sup>
	75 in 1979 <sup>b</sup>
BY OPPONENTS	68 in 1979 <sup>b</sup>

**Fewest Kickoffs Returned**

BY 49ERS	36 in 1952 <sup>a</sup>
BY OPPONENTS	37 in 1964

**Most Kickoff Return Yards**

BY 49ERS	1,739 in 1962
BY OPPONENTS	1,566 in 1965

**Fewest Kickoff Return Yards**

BY 49ERS	777 in 1976
BY OPPONENTS	739 in 1958 <sup>a</sup>

**Highest Avg. Kickoff Return**

BY 49ERS	28.0 in 1962
BY OPPONENTS	27.6 in 1969

**Lowest Avg. Kickoff Return**

BY 49ERS	17.7 in 1968
BY OPPONENTS	17.6 in 1958 <sup>a</sup>

<sup>a</sup> 12 Games<sup>b</sup> 16 Games<sup>c</sup> 13 Games (Including 1 playoff game)<sup>d</sup> 15 Games (Including 1 playoff game)<sup>e</sup> 16 Games (Including 2 post-season games)

# Team Single Game Records

<b>MOST POINTS</b>		
49ERS	52	vs. Chicago (52-24) . . . . . September 19, 1965
Opp.	61	Chicago (20-61) . . . . . December 12, 1965
Combined	83	Minnesota (41-42) . . . . . October 24, 1965
<b>MOST TOUCHDOWNS SCORED</b>		
49ERS	7	vs. Detroit . . . . . October 1, 1951
	7	vs. Dallas . . . . . October 26, 1952
	7	vs. Atlanta . . . . . October 29, 1972
Opp.	9	Chicago . . . . . December 12, 1965
<b>MOST FIRST DOWNS</b>		
49ERS	31	vs. Baltimore . . . . . December 13, 1953
	31	vs. Minnesota . . . . . October 15, 1961
Opp.	31	Dallas . . . . . November 10, 1963
<b>FEWEST FIRST DOWNS</b>		
49ERS	3	vs. Baltimore . . . . . November 22, 1959
Opp.	2	New Orleans . . . . . October 21, 1973
<b>MOST FIRST DOWNS RUSHING</b>		
49ERS	20	vs. Minnesota . . . . . October 15, 1961
Opp.	19	Green Bay . . . . . October 11, 1959
<b>FEWEST FIRST DOWNS RUSHING</b>		
49ERS	0	vs. Minnesota . . . . . December 14, 1969
Opp.	0	Los Angeles . . . . . December 4, 1964
<b>MOST FIRST DOWNS PASSING</b>		
49ERS	19	vs. Atlanta . . . . . December 16, 1979
Opp.	25	N.Y. Jets . . . . . September 21, 1980
<b>FEWEST FIRST DOWNS PASSING</b>		
49ERS	1	vs. Los Angeles . . . . . October 7, 1956
	1	vs. Detroit . . . . . October 6, 1963
	1	vs. Green Bay . . . . . November 24, 1963
	1	vs. Minnesota . . . . . November 29, 1976
Opp.	0	Los Angeles . . . . . October 10, 1971
	0	New Orleans . . . . . October 21, 1973
<b>MOST FIRST DOWNS BY PENALTIES</b>		
49ERS	6	vs. Atlanta . . . . . December 6, 1970
	6	vs. Atlanta . . . . . October 22, 1978
Opp.	6	Washington . . . . . November 12, 1967
	6	Detroit . . . . . October 23, 1977
<b>MOST TOTAL PLAYS</b>		
49ERS	87	vs. Chicago . . . . . November 13, 1966
Opp.	88	Minnesota . . . . . October 30, 1966
<b>FEWEST TOTAL PLAYS</b>		
49ERS	24	vs. Chicago . . . . . October 14, 1956
Opp.	32	Chicago . . . . . October 16, 1960
<b>MOST NET YARDS TOTAL OFFENSE</b>		
49ERS	597	vs. Baltimore . . . . . December 13, 1953
Opp.	584	Chicago . . . . . December 12, 1965
<b>FEWEST NET YARDS TOTAL OFFENSE</b>		
49ERS	61	vs. Detroit . . . . . October 6, 1963
Opp.	44	Atlanta . . . . . October 23, 1976
<b>MOST RUSHING PLAYS</b>		
49ERS	59	vs. Minnesota . . . . . December 4, 1977
Opp.	62	Chicago . . . . . September 24, 1950
<b>FEWEST RUSHING PLAYS</b>		
49ERS	14	vs. Minnesota . . . . . December 14, 1969
Opp.	11	N.Y. Jets . . . . . September 21, 1980
<b>MOST NET YARDS RUSHING</b>		
49ERS	324	vs. Minnesota . . . . . October 15, 1961

49ERS	324	Los Angeles	November 9, 1958
<b>FEWEST NET YARDS RUSHING</b>			
49ERS	5	vs. Houston	December 7, 1975
Opp.	7	New Orleans	October 1, 1972
<b>HIGHEST RUSHING AVERAGE</b>			
49ERS	10.9	vs. Dallas (24 Plays - 263 Yds)	October 26, 1952
Opp.	8.30	Los Angeles (39 Plays - 324 Yds)	November 9, 1958
<b>LOWEST RUSHING AVERAGE</b>			
49ERS	0.20	vs. Houston (25 Plays - 5 Yds)	December 7, 1975
Opp.	0.44	New Orleans (16 Plays - 7 Yds)	October 1, 1972
<b>MOST PASSES ATTEMPTED</b>			
49ERS	54	vs. Chicago	November 13, 1966
	54	vs. Atlanta	December 16, 1979
Opp.	60	N.Y. Jets	September 21, 1980
<b>FEWEST PASSES ATTEMPTED</b>			
49ERS	8	vs. Minnesota	November 29, 1976
	8	vs. New Orleans	November 27, 1977
Opp.	8	Los Angeles	November 21, 1976
	8	New Orleans	November 27, 1977
<b>MOST PASSES COMPLETED</b>			
49ERS	32	vs. Atlanta	September 28, 1980
	32	vs. Miami	November 16, 1980
Opp.	42	N.Y. Jets	September 21, 1980
<b>FEWEST PASSES COMPLETED</b>			
49ERS	3	vs. Minnesota	November 29, 1976
Opp.	2	Los Angeles	October 10, 1971
	2	N.Y. Giants	October 16, 1977
<b>MOST NET YARDS PASSING</b>			
49ERS	348	vs. Chicago	October 28, 1979
Opp.	419	Dallas	November 10, 1963
<b>FEWEST NET YARDS PASSING</b>			
49ERS	-10	vs. Detroit	October 6, 1963
Opp.	-39	Atlanta	November 10, 1963
<b>MOST GROSS YARDS PASSING</b>			
49ERS	371	vs. Baltimore	December 13, 1953
Opp.	460	Dallas	November 10, 1963
<b>FEWEST GROSS YARDS PASSING</b>			
49ERS	32	vs. Minnesota	November 29, 1976
Opp.	13	Chicago	September 16, 1962
	13	Los Angeles	October 10, 1971
<b>HIGHEST COMPLETION PERCENTAGE</b>			
49ERS	85.0	vs. Atlanta (20 Atts - 17 Comps)	September 29, 1968
Opp.	88.9	Los Angeles (18 Atts - 16 Comps)	November 7, 1954
<b>LOWEST COMPLETION PERCENTAGE</b>			
49ERS	22.2	vs. Pittsburgh (18 Atts - 4 Comps)	September 19, 1977
Opp.	16.7	Los Angeles (12 Atts - 2 Comps)	October 10, 1971
<b>HIGHEST AVERAGE GAIN PER PASS ATTEMPT</b>			
49ERS	16.7	vs. Chicago (19 Atts - 318 Yds)	November 19, 1961
Opp.	17.3	Los Angeles (6 Atts - 276 Yds)	October 20, 1974
<b>MOST YARDS LOST ATTEMPTING TO PASS</b>			
49ERS	95	vs. Dallas	October 26, 1952
Opp.	87	Los Angeles	October 11, 1976
<b>MOST TIMES TACKLING PASSER</b>			
49ERS	10	vs. Los Angeles	December 6, 1964
	10	vs. Los Angeles	October 11, 1976
	10	vs. N.Y. Giants	November 23, 1980
Opp.	9	Detroit	October 6, 1963
<b>MOST INTERCEPTIONS BY</b>			
49ERS	6	vs. Chicago	October 17, 1954
	6	vs. New England	November 30, 1980
Opp.	7	Los Angeles	October 18, 1964

49ERS	8	<b>MOST FUMBLES</b>	
Opp.	8	vs. Cleveland	November 12, 1950
	8	New York Giants	December 1, 1957
		Minnesota	October 24, 1965
49ERS	6	<b>MOST FUMBLES LOST</b>	
	6	vs. Cleveland	November 12, 1950
Opp.	6	vs. Minnesota	October 15, 1961
		New York Giants	December 1, 1957
49ERS	14	<b>MOST PENALTIES</b>	
	14	vs. Chicago	October 14, 1952
	14	vs. Baltimore	November 29, 1953
Opp.	17	vs. Pittsburgh	November 20, 1954
		Atlanta	November 5, 1978
49ERS	0	<b>FEWEST PENALTIES</b>	
Opp.	0	vs. Los Angeles	November 21, 1976
	0	Cleveland	November 29, 1959
	0	Detroit	October 6, 1962
	0	Green Bay	December 14, 1963
	0	Baltimore	October 26, 1969
49ERS	168	<b>MOST YARDS LOST ON PENALTIES</b>	
Opp.	165	vs. St. Louis	October 24, 1971
		Minnesota	October 30, 1966
49ERS	11	<b>MOST PUNTS</b>	
Opp.	12	vs. Los Angeles	November 21, 1976
	12	Los Angeles	November 21, 1976
		Detroit	October 23, 1977
49ERS	0	<b>FEWEST PUNTS</b>	
	0	vs. Baltimore	December 13, 1953
	0	vs. New Orleans	November 14, 1971
Opp.	1	vs. New York Giants	October 15, 1972
		Los Angeles	September 30, 1973
49ERS	517	<b>MOST YARDS PUNTING</b>	
Opp.	461	vs. Los Angeles	November 21, 1976
		Atlanta	October 29, 1972
49ERS	0	<b>FEWEST PUNTING YARDS</b>	
	0	vs. Baltimore	December 13, 1953
	0	vs. New Orleans	November 14, 1971
Opp.	23	vs. New York Giants	October 15, 1972
		Baltimore	October 1, 1967
49ERS	54.5	<b>HIGHEST PUNTING AVERAGE (Min. 4 Punts)</b>	
Opp.	53.4	vs. Chicago (4 Punts - 218 Yds)	November 19, 1961
		Chicago (5 Punts - 267 Yds)	October 30, 1960
49ERS	23.3	<b>LOWEST PUNTING AVERAGE (Min. 4 Punts)</b>	
Opp.	30.2	vs. Green Bay (4 Punts - 93 Yds)	November 26, 1950
		New England (6 Punts - 181 Yds)	October 26, 1975
49ERS	9	<b>MOST PUNT RETURNS</b>	
	9	vs. Atlanta	October 29, 1972
Opp.	9	vs. New Orleans	October 17, 1976
		Detroit	October 6, 1963
49ERS	144	<b>MOST YARDS PUNT RETURNS</b>	
Opp.	231	vs. Philadelphia	September 27, 1959
		Detroit	October 6, 1963
49ERS	9	<b>MOST KICKOFFS RETURNED</b>	
	9	vs. Detroit	November 14, 1954
	9	vs. Los Angeles	September 30, 1973
Opp.	9	vs. Los Angeles	October 5, 1980
		New Orleans	October 1, 1972
49ERS	256	<b>MOST KICKOFF RETURN YARDS</b>	
Opp.	259	vs. Detroit	November 4, 1954
		Dallas	October 6, 1963

# Miscellaneous Records

## INDIVIDUAL

### Most Consecutive Passes Completed

- 15 — Steve DeBerg — November 16, 1980 (vs. Miami)

### Most Consecutive Passes Without Interception

- 95 — John Brodie — 1st Pass — October 25, 1970 (vs. Denver) through 3rd Pass November 15, 1970 (vs. Houston)

### Most Consecutive Games Rushing for TD

- 5 — Joe Perry — 11th and 12th Games - 1953 through 3rd Game - 1954  
Hugh McElhenny — 1st through 5th Games - 1954

### Most Consecutive Games Throwing TD Pass

- 21 — John Brodie — Last 6 Games - 1970 through 1st 15 Games - 1972  
(includes 2 Playoff and One NFL Championship Game)

### Most Consecutive Games Catching TD Pass

- 8 — Dave Parks — Last 7 Games - 1965 through 1st Game - 1966

### Most Consecutive Games Intercepting a Pass

- 4 — Dick Moegle — 6th through 9th Games - 1956

### Most Consecutive PATs

- 234 — Tommy Davis (All Time NFL Record) — 1st Game - 1959 through 13th Game - 1965

### Most Consecutive Games at Least One Pass Catch

- 28 — Danny Abramowicz — 14 Games - 1973 through 14 Games 1974

### Most Consecutive Games Kicking FG

- 25 — Bruce Gossett — 11th Game - 1970 through 5th Game - 1972 (includes 2 Playoff and 2 Championship Games)

### Most Consecutive FGs

- 13 — Bruce Gossett — 5th through 12th Games - 1973

## TEAM

### Most Consecutive Games Intercepting a Pass

- 20 — Last 3 Games - 1950 through 1st 5 Games - 1952

### Most Consecutive PATs

- 301 — 1st Game 1957 through 13th Game 1965

### Most Consecutive Games Without Losing a Fumble

- 7 — 6th through 12th Games - 1960

### PAT RECORD

- 27 of 29 in 1950 — Missed 6th & 29th  
31 of 34 in 1951 — Made 1st 10 & last 9  
35 of 38 in 1952 — Made last 10  
48 of 49 in 1953 — Made 1st 27 & last 20  
32 of 32 in 1954 — Made all 32  
27 of 30 in 1955 — Made last 18  
26 of 28 in 1956 — Made 1st 22  
33 of 33 in 1957 — Made all 33  
34 of 34 in 1958 — Made all 34  
31 of 31 in 1959 — Made all 31

21 of 21 in 1960 — Made all 21	39 of 41 in 1970 — Made last 21
44 of 44 in 1961 — Made all 44	33 of 33 in 1971 — Made all 33
36 of 36 in 1962 — Made all 36	41 of 42 in 1972 — Made 1st 31 & last 10
24 of 24 in 1963 — Made all 24	26 of 26 in 1973 — Made all 26
30 of 30 in 1964 — Made all 30	25 of 27 in 1974 — Made last 18
52 of 53 in 1965 — Made first 47	27 of 31 in 1975 — Made last 13
38 of 39 in 1966 — Made 1st 11 & last 27	26 of 30 in 1976 — Made 1st 12
33 of 33 in 1967 — Made all 33	25 of 27 in 1977 — Made last 25
36 of 38 in 1968 — Made 1st 14 & last 18	24 of 25 in 1978 — Made last 22
39 of 41 in 1969 — Made 1st 13 & last 23	32 of 36 in 1979 — Made last 18
	33 of 39 in 1980 — Had streaks of 12, 8 & 10

## Individual Single Game Records

		<b>MOST GAMES</b>	
49ERS	210	— Jimmy Johnson	1961-1976
		<b>MOST CONSECUTIVE GAMES</b>	
49ERS	208	— Len Rohde	1960-1974
		<b>MOST YARDS GAINED RUSHING</b>	
49ERS	194	— Delvin Williams vs. St. Louis	October 31, 1976
Opp.	181	— Willie Galimore, Chicago	September 16, 1962
		<b>MOST CARRIES</b>	
49ERS	34	— Delvin Williams vs. St. Louis	October 31, 1976
Opp.	32	— Calvin Hill, Dallas	November 11, 1974
		<b>LONGEST RUN FROM SCRIMMAGE</b>	
49ERS	89t	— Hugh McElhenny vs. Dallas Texans	October 5, 1952
Opp.	80t	— Floyd Little, Denver	October 25, 1970
		<b>HIGHEST RUSHING AVERAGE (10 or More Attempts)</b>	
49ERS	13.4	— Joe Perry vs. Detroit (13 Atts - 174 Yds)	November 2, 1958
Opp.	10.8	— Skeet Quinlan, Los Angeles (11 Atts - 119 Yds)	November 8, 1953
		<b>MOST PASSES ATTEMPTED</b>	
49ERS	54	— John Brodie vs. Chicago	November 13, 1966
	54	— Steve DeBerg vs. Atlanta	December 16, 1979
Opp.	60	— Richard Todd, N.Y. Jets	September 21, 1980
		<b>MOST PASSES COMPLETED</b>	
49ERS	32	— Steve DeBerg vs. Atlanta	September 28, 1980
Opp.	42	— Richard Todd, N.Y. Jets	September 21, 1980
		<b>MOST YARDS GAINED PASSING</b>	
49ERS	371	— Y.A. Tittle vs. Baltimore	December 13, 1953
Opp.	460	— Don Meredith, Dallas	November 10, 1963



**HIGHEST COMPLETION PERCENTAGE (10 or More Attempts)**

49ERS	85.0	— John Brodie vs. Atlanta (20 Atts - 17 Comps)	September 29, 1968
Opp.	88.9	— Norm Van Brocklin, Los Angeles (18 Atts - 12 Comps)	November 7, 1954

**MOST YARDS LOST ATTEMPTING TO PASS**

49ERS	72	— Y.A. Tittle vs. Los Angeles	November 10, 1957
Opp.	87	— James Harris, Los Angeles	October 11, 1976

**MOST TOUCHDOWN PASSES**

49ERS	5	— John Brodie vs. Minnesota	November 23, 1965
	5	— Steve Spurrier vs. Chicago	November 19, 1972
Opp.	4	— Bill Wade, Chicago	October 22, 1961
	4	— Earl Morrall, Detroit	November 3, 1963
	4	— Y.A. Tittle, N.Y. Giants	November 17, 1963
	4	— Roman Gabriel, Los Angeles	October 18, 1964
	4	— John Unitas, Baltimore	December 18, 1966
	4	— Dick Shiner, Pittsburgh	November 24, 1968

**LONGEST COMPLETION**

49ERS	93t	— Joe Montana to Freddie Solomon vs. Atlanta	September 28, 1980
Opp.	96t	— Tobin Rote to Billy Grimes, Green Bay	December 10, 1950

**MOST PASSES HAD INTERCEPTED**

49ERS	6	— John Brodie vs. Detroit	November 4, 1973
Opp.	6	— Steve Grogan, New England	November 30, 1980

**MOST PASS RECEPTIONS**

49ERS	12	— Bernie Casey vs. Chicago	November 13, 1966
Opp.	17	— Clark Gaines, N.Y. Jets	September 21, 1980

**MOST YARDS ON PASS RECEPTIONS**

49ERS	231	— Dave Parks vs. Baltimore	October 3, 1965
Opp.	214	— Harlon Hill, Chicago	October 31, 1954

**MOST TOUCHDOWNS ON PASS RECEPTIONS**

49ERS	3	— Gordy Soltau vs. Los Angeles	October 27, 1954
	3	— Dave Parks vs. Baltimore	October 3, 1965
	3	— Bernie Casey vs. Minnesota	October 24, 1965
	3	— Gene Washington vs. New Orleans	December 13, 1970
Opp.	4	— Harlon Hill, Chicago	October 31, 1954

**MOST INTERCEPTIONS**

49ERS	4	— Dave Baker vs. Los Angeles	December 4, 1960
Opp.	3	— Donald Doll, Detroit	October 8, 1950
	3	— Roy Winston, Minnesota	October 25, 1964
	3	— Gene Howard, Los Angeles	November 21, 1971
	3	— Bill Simpson, Los Angeles	November 20, 1977

**MOST INTERCEPTION RETURN YARDS**

49ERS	94t	— Alvin Randolph vs. Chicago	December 11, 1966
Opp.	107	— Aaron Martin, Los Angeles	October 18, 1954

**MOST KICKOFFS RETURNED**

49ERS	7	— Abe Woodson vs. Detroit	September 23, 1962
	7	— Vic Washington vs. Detroit	November 4, 1974
	7	— James Owens vs. Dallas	October 12, 1980
Opp.	6	— Jamie Caleb, Minnesota	November 26, 1961
	6	— Jimmy Rogers, New Orleans	December 7, 1980

**MOST KICKOFF RETURN YARDS**

49ERS	210	— Abe Woodson vs. Detroit	November 11, 1962
Opp.	208	— Ron Smith, Chicago	November 14, 1972

		<b>HIGHEST AVERAGE KICKOFF RETURN (Min. 3 Returns)</b>
49ERS	67.3	— Lenny Lyles vs. Baltimore (3 Ret. - 202 Yds) December 18, 1960
Opp.	48.3	— Gale Sayers, Chicago (3 Ret. - 145 Yds) . . . December 3, 1967
		<b>MOST PUNTS RETURNED</b>
49ERS	9	— Ralph McGill vs. Atlanta . . . . . October 29, 1972
	9	— Anthony Leonard vs. New Orleans . . . . . October 17, 1976
Opp.	7	— Rolland Lawrence, Atlanta . . . . . October 23, 1976
		<b>MOST PUNT RETURN YARDS</b>
49ERS	141	— Anthony Leonard vs. New Orleans . . . . . October 17, 1976
Opp.	184	— Larry Watkins, Detroit . . . . . October 6, 1963
		<b>HIGHEST AVERAGE PUNT RETURN (Min. 3 Returns)</b>
49ERS	40.7	— Hugh McElhenny vs. Chicago (3 Ret. - 122 Yds) October 19, 1952
Opp.	36.8	— Larry Watkins, Detroit (5 Ret. - 184 Yds) . . . . . October 6, 1963
		<b>MOST PUNTS</b>
49ERS	11	— Pete Brown vs. Chicago . . . . . October 17, 1954
	11	— Tom Wittum vs. Los Angeles . . . . . November 21, 1976
Opp.	12	— Rusty Jackson, Los Angeles . . . . . November 21, 1976
	12	— Wilbur Summers, Detroit . . . . . October 23, 1977
		<b>MOST YARDS PUNTING</b>
49ERS	517	— Tom Wittum vs. Los Angeles . . . . . November 21, 1976
Opp.	461	— John James, Atlanta . . . . . October 29, 1972
		<b>HIGHEST PUNTING AVERAGE (Min. 4 Punts)</b>
49ERS	54.5	— Tommy Davis vs. Chicago (4 Punts - 218 Yds) November 19, 1961
Opp.	53.4	— Ed Brown, Chicago (5 Punts - 267 Yds) . . . . . October 30, 1960
		<b>MOST POINTS SCORED</b>
49ERS	26	— Gordy Soltau vs. Los Angeles . . . . . October 27, 1951
Opp.	36	— Gale Sayers, Chicago . . . . . December 12, 1965
		<b>MOST TOUCHDOWNS</b>
49ERS	4	— Bill Kilmer vs. Minnesota . . . . . October 15, 1961
Opp.	6	— Gale Sayers, Chicago . . . . . December 12, 1965
		<b>MOST EXTRA POINTS ATTEMPTED</b>
49ERS	7	— Tommy Davis vs. Detroit . . . . . October 1, 1961
	7	— Bruce Gossett vs. Atlanta . . . . . October 29, 1972
Opp.	8	— Paige Cothren, Los Angeles . . . . . October 9, 1958
		<b>MOST EXTRA POINTS CONVERTED</b>
49ERS	7	— Tommy Davis vs. Detroit . . . . . October 1, 1961
	7	— Bruce Gossett vs. Atlanta . . . . . October 29, 1972
Opp.	8	— Paige Cothren, Los Angeles . . . . . October 9, 1958
		<b>MOST FIELD GOALS ATTEMPTED</b>
49ERS	6	— Gordy Soltau vs. Green Bay . . . . . November 23, 1958
	6	— Tommy Davis vs. Dallas . . . . . November 20, 1960
	6	— Tommy Davis vs. Los Angeles . . . . . October 17, 1965
Opp.	6	— Jan Stenerud, Kansas City . . . . . December 6, 1971
	6	— Nick Mike-Mayer, Atlanta . . . . . October 7, 1973
		<b>MOST FIELD GOALS MADE</b>
49ERS	5	— Bruce Gossett vs. Denver . . . . . September 23, 1973
Opp.	5	— Lou Michaels, Baltimore . . . . . September 25, 1966
		<b>LONGEST FIELD GOAL</b>
49ERS	54	— Bruce Gossett vs. New Orleans . . . . . October 21, 1973
	54	— Steve Mike-Mayer vs. Los Angeles . . . . . November 9, 1975
Opp.	54	— Jan Stenerud, Kansas City . . . . . December 6, 1971

# FORTY NINERS ATTENDANCE RECORDS

Year	Home			Percent Change	Road			Post Season Games	Grand Total
	Games	(No.)	Average		(No.)	Games			
1950	156,840	( 6)	26,140	—	( 6)	137,060	—		293,990
1951	209,889	( 6)	34,982	+33.8	( 6)	215,514	—		425,503
1952	225,662	( 6)	37,610	+ 7.5	( 6)	278,005	—		503,627
1953	212,680	( 6)	35,447	- 6.1	( 6)	307,795	—		520,475
1954	269,153	( 6)	44,859	+26.6	( 6)	276,943	—		546,096
1955	281,780	( 6)	46,963	+ 4.5	( 6)	260,792	—		542,572
1956	274,787	( 6)	45,798	- 2.5	( 6)	249,775	—		524,562
1957	337,629	( 6)	56,272	+22.9	( 6)	329,603	60,118		727,350
1958	345,462	( 6)	57,577	+ 2.3	( 6)	308,366	—		653,828
1959	330,906	( 6)	55,151	- 4.2	( 6)	337,964	—		668,870
1960	312,630	( 6)	52,105	- 5.5	( 6)	283,027	—		595,687
1961	357,340	( 7)	51,049	- 2.0	( 7)	318,432	—		675,772
1962	312,859	( 7)	42,143	- 2.1	( 7)	293,323	—		606,182
1963	225,050	( 7)	32,150	-23.7	( 7)	330,250	—		555,300
1964	233,064	( 7)	33,295	+ 3.6	( 7)	348,309	—		581,373
1965	275,284	( 7)	39,326	+18.1	( 7)	328,885	—		604,169
1966	249,887	( 7)	35,698	- 9.2	( 7)	351,231	—		601,118
1967	253,886	( 7)	36,269	+ 1.6	( 7)	374,136	—		628,022
1968	237,261	( 7)	33,894	- 6.6	( 7)	356,301	—		593,562
1969	242,149	( 7)	34,593	+ 2.1	( 7)	405,190	—		647,339
1970	311,711	( 7)	44,539	+28.8	( 7)	397,512	105,675		814,898
1971	313,698	( 7)	44,814	+ 0.6	( 7)	448,154	108,773		870,625
1972	422,067	( 7)	60,295	+34.5	( 7)	420,680	61,214		903,961
1973	376,782	( 7)	53,826	-10.7	( 7)	415,140	—		791,922
1974	300,139	( 7)	42,877	-20.3	( 7)	389,487	—		689,626
1975	300,716	( 7)	42,959	+ 0.2	( 7)	377,820	—		678,536
1976	352,001	( 7)	50,286	+17.1	( 7)	340,784	—		692,785
1977	298,937	( 7)	42,805	-15.1	( 7)	345,390	—		644,326
1978	323,178	( 8)	40,397	- 5.6	( 8)	461,951	—		785,129
1979	354,470	( 8)	44,309	+ 9.7	( 8)	409,216	—		763,686
1980	373,055	( 8)	46,632	+ 1.0	( 8)	469,038	—		842,093
Total	9,539,989	(209)	45,646		(209)	10,470,090	335,780		20,010,079

## LARGEST CROWDS

61,201 (Capacity of Candlestick Park): 49ers 24, Baltimore 21 - November 12, 1972; 49ers 16, Los Angeles 26 - December 4, 1972; 49ers 20, Atlanta 0 - December 16, 1972; 49ers 28, Dallas 30 (Playoff) - December 23, 1972.

**AWAY** — 102,368 49ers 24, Los Angeles 37 — November 10, 1957 (Largest Crowd ever to see an NFL Regular Season Game); 93,563 49ers 24, Los Angeles 24 — October 3, 1954.

## SMALLEST CROWDS

**HOME** — 14,386 49ers 7, Pittsburgh 24 — December 7, 1952; 15,091 49ers 17, Baltimore 14 — October 29, 1950.

**AWAY** — 5,778 49ers 24, New York Yanks 29 — October 12, 1950; 10,000\* 49ers 26, Dallas 14 — November 20, 1960.

\*Crowd Estimates — No Turnstiles available at that time.



# Forty Niners Big Days

## RUSHING

(Includes All 100-Yard Days)

- 194—Delvin Williams vs St. Louis, October 31, 1976 (34 Carries)
- 190—Wilbur Jackson vs New Orleans, November 27, 1977 (16 Carries)
- 180—Delvin Williams vs Washington, November 7, 1976 (23 Carries)
- 174—Joe Perry vs Detroit, November 2, 1958 (13 Carries)
- 170—Hugh McElhenny vs Dallas Texans, October 5, 1952 (7 Carries)
- 168—J.D. Smith vs Minnesota, November 26, 1961 (28 Carries)
- 162—Ken Willard vs Atlanta, December 15, 1968 (25 Carries)
- 159—Hugh McElhenny vs Green Bay, November 23, 1958 (22 Carries)
- 156—Wilbur Jackson vs Minnesota, November 29, 1976 (30 Carries)
- 153—Joe Perry vs Green Bay, November 22, 1953 (16 Carries)
- 153—Delvin Williams vs Minnesota, November 29, 1976 (20 Carries)
- 152—J.D. Smith vs Detroit, October 18, 1959 (23 Carries)
- 149—Joe Perry vs Detroit, October 30, 1955 (20 Carries)
- 148—Joe Perry vs Detroit, October 25, 1953 (26 Carries)
- 147—Paul Hofer vs New Orleans, November 11, 1979 (17 Carries)
- 147—Joe Perry vs Detroit, October 18, 1959 (14 Carries)
- 145—J.D. Smith vs Baltimore, October 7, 1962 (31 Carries)
- 145—Joe Perry vs Philadelphia, September 27, 1953 (16 Carries)
- 145—Verl Lillywhite vs Cleveland, September 30, 1951 (17 Carries)
- 142—Joe Perry vs Baltimore, October 29, 1950 (16 Carries)
- 140—Hugh McElhenny vs Green Bay, November 18, 1956 (18 Carries)
- 137—Joe Perry vs Green Bay, December 5, 1954 (20 Carries)
- 135—Joe Perry vs Green Bay, December 10, 1950 (9 Carries)
- 132—Hugh McElhenny vs Green Bay, December 8, 1956 (19 Carries)
- 131—Bill Kilmer vs Los Angeles, October 8, 1961 (19 Carries)
- 130—Joe Perry vs Green Bay, December 15, 1957 (27 Carries)
- 128—Ken Willard vs Los Angeles, November 17, 1968 (24 Carries)
- 126—J.D. Smith vs Green Bay, December 14, 1963 (19 Carries)
- 126—Hugh McElhenny vs Detroit, October 24, 1954 (7 Carries)
- 126—Joe Perry vs Detroit, December 2, 1951 (22 Carries)
- 125—Lervil Elliott vs New Orleans, December 7, 1980 (20 Carries)
- 125—Hugh McElhenny vs Chicago Cardinals, September 29, 1957 (13 Carries)
- 124—Ken Willard vs Philadelphia, November 20, 1966 (19 Carries)
- 124—John Henry Johnson vs Pittsburgh, November 20, 1954 (17 Carries)
- 124—Joe Perry vs Los Angeles, November 7, 1954 (12 Carries)
- 123—Wilbur Jackson vs New Orleans, November 13, 1977 (22 Carries)
- 122—Hugh McElhenny vs Chicago Bears, October 16, 1960 (20 Carries)
- 121—Delvin Williams vs Green Bay, September 12, 1976 (25 Carries)
- 119—J.D. Smith vs Green Bay, October 21, 1962 (14 Carries)
- 119—Hugh McElhenny vs Detroit, October 21, 1956 (14 Carries)
- 119—Joe Perry vs Chicago Bears, October 17, 1954 (11 Carries)
- 118—Jimmy Thomas vs Chicago Bears, December 6, 1969 (6 Carries)
- 115—J.D. Smith vs Chicago Bears, October 14, 1962 (31 Carries)
- 115—Bill Kilmer vs Minnesota, October 15, 1961 (20 Carries)
- 115—J.D. Smith vs Detroit, November 1, 1959 (19 Carries)
- 115—Joe Perry vs Los Angeles, November 4, 1951 (12 Carries)
- 114—Ken Willard vs Detroit, November 24, 1966 (20 Carries)
- 114—J.D. Smith vs Baltimore, December 5, 1959 (13 Carries)
- 114—Hugh McElhenny vs Chicago Bears, October 17, 1954 (10 Carries)
- 113—Ken Willard vs Minnesota, November 28, 1965 (18 Carries)
- 113—J.D. Smith vs Green Bay, December 7, 1958 (7 Carries)
- 113—Joe Perry vs Baltimore, November 30, 1958 (14 Carries)
- 113—Joe Perry vs Chicago Bears, October 18, 1953 (20 Carries)
- 110—Delvin Williams vs New Orleans, November 13, 1977 (25 Carries)
- 110—Ken Willard vs Pittsburgh, November 24, 1968 (21 Carries)
- 109—Hugh McElhenny vs Los Angeles, October 6, 1957 (21 Carries)
- 109—Joe Perry vs Green Bay, December 14, 1952 (20 Carries)
- 108—O.J. Simpson vs Chicago Bears, September 10, 1978 (27 Carries)

- 108—Joe Perry vs Baltimore, December 13, 1953 (17 Carries)
- 108—Joe Arenas vs Green Bay, December 9, 1951 (12 Carries)
- 107—Delvin Williams vs Minnesota, December 4, 1977 (27 Carries)
- 107—C.R. Roberts vs Chicago Bears, November 19, 1961 (15 Carries)
- 106—Paul Hofer vs Oakland, November 4, 1979 (13 Carries)
- 106—Delvin Williams vs Detroit, October 23, 1977 (27 Carries)
- 106—Delvin Williams vs Chicago Bears, November 16, 1975 (12 Carries)
- 106—Larry Schreiber vs Atlanta, November 24, 1974 (20 Carries)
- 106—J.D. Smith vs Green Bay, December 13, 1959 (19 Carries)
- 105—Ken Willard vs Cleveland, September 27, 1970 (22 Carries)
- 104—Paul Hofer vs Los Angeles, November 19, 1978 (20 Carries)
- 104—Delvin Williams vs San Diego, December 5, 1976 (26 Carries)
- 104—Delvin Williams vs Atlanta, December 14, 1975 (10 Carries)
- 104—Larry Schreiber vs Baltimore, November 12, 1972 (17 Carries)
- 103—Bill Kilmer vs Detroit, October 1, 1961 (16 Carries)
- 103—J.D. Smith vs Los Angeles, October 4, 1959 (19 Carries)
- 102—Paul Hofer vs Oakland, November 4, 1979 (12 Carries)
- 102—J.D. Smith vs Green Bay, September 24, 1961 (16 Carries)
- 101—Gary Lewis vs New York Giants, October 20, 1968 (5 Carries)
- 101—Bill Kilmer vs Los Angeles, November 18, 1962 (10 Carries)
- 101—Hugh McElhenny vs Chicago Bears, October 28, 1956 (11 Carries)

## PASSING

### (Includes All 300-Yard Days)

- 371—Y.A. Tittle vs Baltimore, December 13, 1953 (29 of 44)
- 356—John Brodie vs Los Angeles, November 9, 1969 (25 of 42)
- 348—Steve DeBerg vs Chicago, October 28, 1979 (26 of 41)
- 345—Steve DeBerg vs Atlanta, September 28, 1980 (32 of 51)
- 345—Steve DeBerg vs Atlanta, December 16, 1979 (29 of 54)
- 341—Y.A. Tittle vs New York Giants, November 9, 1952 (16 of 29)
- 328—John Brodie vs Green Bay, December 10, 1961 (19 of 29)
- 327—John Brodie vs Chicago Bears, November 13, 1966 (28 of 54)
- 324—George Mira vs Atlanta, December 10, 1967 (20 of 34)
- 322—John Brodie vs Chicago Bears, November 19, 1961 (11 of 19)
- 321—Steve DeBerg vs Houston, September 17, 1978 (20 of 32)
- 320—Steve Spurrier vs Minnesota, October 14, 1973 (31 of 48)
- 319—John Brodie vs Green Bay, December 1, 1968 (24 of 39)
- 317—John Brodie vs Chicago Bears, November 8, 1970 (21 of 28)
- 316—Y.A. Tittle vs Detroit, October 16, 1955 (15 of 31)
- 315—Steve Spurrier vs Green Bay, November 5, 1972 (19 of 37)
- 306—Steve DeBerg vs Seattle, October 7, 1979 (31 of 41)
- 304—Y.A. Tittle vs Chicago Bears, November 1, 1953 (25 of 43)
- 301—Y.A. Tittle vs Los Angeles, November 8, 1953 (18 of 32)

## 1980 Achievements

When Ray Wersching kicked the winning field goal against New Orleans in overtime in the 49ers' great comeback last year, he became the first player ever in the NFL to defeat the same team twice in overtime with field goals. He first beat them in 1977 in the Superdome.

Both Earl Cooper and Freddie Solomon caught passes in all 16 games in 1980. Going into the 1981 season, Solomon now has caught passes in 17 consecutive games, Cooper in 16 and Dwight Clark in 15. The 49er record is 28, held by Danny Abramowicz.

Freddie Solomon is the first 49er ever to return punts for touchdowns twice in the same season.

## RECEIVING

(Includes all 150-Yard Days)

- 231—Dave Parks vs Baltimore, October 3, 1965 (9 Catches)
- 225—Bernie Casey vs Chicago Bears, November 3, 1966 (12 Catches)
- 196—Gordy Soltau vs New York Giants, November 9, 1952 (10 Catches)
- 192—Billy Wilson vs Chicago Bears, October 23, 1955 (8 Catches)
- 186—Dick Witcher vs Atlanta, December 10, 1967 (11 Catches)
- 181—Jim Johnson vs Detroit, November 11, 1962 (11 Catches)
- 169—Bernie Casey vs Philadelphia, September 20, 1964 (6 Catches)
- 165—Hugh McElhenny vs Baltimore, December 8, 1957 (8 Catches)
- 164—Gene Washington vs Green Bay, November 5, 1972 (6 Catches)
- 160—Gene Washington vs New England, October 31, 1971 (5 Catches)
- 158—Billy Wilson vs Los Angeles, October 3, 1954 (11 Catches)
- 155—Dwight Clark vs New Orleans, December 7, 1980 (6 Catches)
- 152—R.C. Owens vs Baltimore, November 27, 1960 (6 Catches)

## Forty Niners Longest Plays

### Long Runs from Scrimmage

- 89t—Hugh McElhenny vs Dallas Texans, October 5, 1952
- 86t—Hugh McElhenny vs Green Bay, November 18, 1956
- 82t—Hugh McElhenny vs Dallas Texans, October 26, 1952
- 80—Wilbur Jackson vs New Orleans, November 27, 1977
- 80t—Delvin Williams vs Washington, November 7, 1976
- 80t—J.D. Smith vs Green Bay, December 7, 1958
- 78t—Joe Perry vs Dallas Texans, October 26, 1952
- 78t—Joe Perry vs Green Bay, December 10, 1950
- 75t—Jimmy Thomas vs Chicago Bears, December 6, 1969
- 73t—J.D. Smith vs Detroit, November 1, 1959
- 73t—Joe Perry vs Detroit, November 2, 1958

### Long Forward Passes

- 93t—Steve DeBerg to Freddie Solomon vs Atlanta, September 28, 1980
- 85t—Jim Plunkett to Delvin Williams vs Washington, November 7, 1976
- 83t—John Brodie vs Dave Parks vs Los Angeles, October 18, 1964
- 81t—Steve Spurrier to Ted Kwalick vs New Orleans, October 22, 1972
- 80t—John Brodie to Clifton McNeil vs Green Bay, September 28, 1969
- 80t—John Brodie to Dave Parks vs Minnesota, October 25, 1964
- 80t—John Brodie to Jim Johnson vs Chicago Bears, October 14, 1962
- 79t—John Brodie to Gene Washington vs Chicago Bears, November 8, 1970
- 79t—George Mira to Dave Parks vs Minnesota, November 8, 1964
- 78t—John Brodie to Gene Washington vs Washington, December 26, 1971\*
- 78t—Y.A. Tittle to Carroll Hardy vs Detroit, October 30, 1955

### Long Punts

- 86 —Larry Barnes vs Chicago Cardinals, September 29, 1957
- 82 —Tommy Davis vs Minnesota, September 30, 1962
- 81 —Tommy Davis vs St. Louis Cardinals, November 25, 1962
- 79 —Tommy Davis vs Chicago Bears, October 14, 1962
- 76 —Larry Barnes vs Baltimore, December 8, 1957
- 75 —Verl Lillywhite vs Cleveland, September 30, 1951
- 74 —Tommy Davis vs Chicago Bears, October 30, 1960
- 72 —Jon Kilgore vs Chicago Bears, December 6, 1969
- 71 —Tommy Davis vs Chicago Bears, October 25, 1959

## Long Punt Returns

- 94t—Hugh McElhenny vs Chicago Bears, October 19, 1952
- 88t—Manfred Moore vs Atlanta, November 24, 1974
- 85t—Abe Woodson vs Green Bay, October 21, 1962
- 80t—Abe Woodson vs Detroit, November 5, 1961
- 76 —Bruce Taylor vs Chicago Bears, November 8, 1970
- 70t—Kermit Alexander vs Green Bay, November 15, 1964
- 67t—Joe Arenas vs Baltimore, December 16, 1956
- 60t—Anthony Leonard vs New Orleans, October 17, 1976

## Long Kickoff Returns

- 105t—Abe Woodson vs Los Angeles, November 8, 1959
  - 103t—Abe Woodson vs Minnesota, September 15, 1963
  - 101t—James Owens vs Detroit, November 2, 1980
  - 99t—Abe Woodson vs New York Giants, November 17, 1963
  - 98t—Vic Washington vs Atlanta, November 29, 1972
  - 98t—Abe Woodson vs Detroit, October 1, 1961
  - 97t—Vic Washington vs Dallas, December 23, 1972\*
  - 96 —Joe Arenas vs Baltimore, December 16, 1957
  - 95t—Abe Woodson vs Minnesota, September 15, 1963
  - 94 —Doug Cunningham vs New Orleans, October 22, 1967
- \*Playoff Games

## Long Interception Returns

- 94t—Alvin Randolph vs Chicago Bears, December 11, 1966
- 70 —Bruce Taylor vs Green Bay, November 1, 1970
- 69 —Ed Beard vs Chicago Bears, November 10, 1968
- 66t—Kermit Alexander vs Pittsburgh, November 24, 1968
- 65 —Jim Cason vs Pittsburgh, October 14, 1951
- 63 —Jim Johnson vs Green Bay, December 10, 1961
- 61 —Abe Woodson vs Los Angeles, December 1, 1963
- 57 —Mike Holmes vs Oakland, October 27, 1974
- 57 —John Fuller vs New York Jets, November 28, 1971
- 57t—John Woitt vs Baltimore, October 26, 1969

## Long Fumble Returns

- 75t—Clark Miller vs Detroit, November 14, 1965
- 73t—Skip Vanderbundt vs Dallas, November 23, 1973
- 71 —Gerard Williams vs New Orleans, September 23, 1979
- 66t—Windlan Hall vs Philadelphia, December 2, 1973
- 63t—Tommy Hart vs St. Louis, October 24, 1971
- 40t—Matt Hazeltine vs Detroit, October 18, 1959

## Long Field Goals

- 54 —Steve Mike-Mayer vs Los Angeles, November 9, 1975
- 54 —Bruce Gossett vs New Orleans, October 21, 1973
- 53 —Tommy Davis vs Los Angeles, October 17, 1965
- 52 —Bruce Gossett vs Houston, November 15, 1970
- 50 —Ray Wersching vs New York Giants, October 16, 1977
- 50 —Bruce Gossett vs Green Bay, November 5, 1972
- 50 —Tommy Davis vs New Orleans, October 22, 1967

## Long Return of Field Goal Attempts

- 92t—Bruce Taylor vs New Orleans, December 13, 1970
- 38 —Kermit Alexander vs Philadelphia, November 20, 1966
- 30 —Kermit Alexander vs Philadelphia, September 20, 1964

# The Last Time

## **Punt Returned for TD**

**BY 49ERS:** Freddie Solomon, 57 Yards vs New Orleans, December 7, 1980

**BY OPPONENTS:** Gale Sayers, Chicago Bears, 58 Yards, December 3, 1967

## **Kickoff Returned for TD**

**BY 49ERS:** James Owens, 101 Yards vs Detroit, November 2, 1980

**BY OPPONENTS:** Clarence Chapman, New Orleans, 92 Yards, November 27, 1977

## **Intercepted Pass Returned for TD**

**BY 49ERS:** Anthony Leonard, 30 Yards vs Cincinnati, October 1, 1978

**BY OPPONENTS:** Jim Youngblood, Los Angeles, 33 Yards, October 5, 1980

Nolan Cromwell, Los Angeles, 24 Yards, October 5, 1980

(2 in Same Game — Cromwell's was the 2nd.)

## **Shutout Scored**

**BY 49ERS:** 49ers 12, New York Giants 0, November 23, 1980

**BY OPPONENTS:** Atlanta 7, 49ers 0, October 9, 1977

## **Fumble Returned for TD**

**BY 49ERS:** Cleveland Elam, 31 Yards vs New York Jets, October 3, 1976

**BY OPPONENTS:** Al Richardson, Atlanta, 0 Yards, December 14, 1980

## **PAT Unsuccessful**

**BY 49ERS:** Ray Wersching vs Buffalo, December 21, 1980

**BY OPPONENTS:** Nick Mike-Mayer, Buffalo, December 21, 1980

## **Punt Blocked**

**BY 49ERS:** Dale Mitchell vs Miami, September 25, 1977

**BY OPPONENTS:** Frank Reed, Atlanta, October 21, 1979

## ODDITIES

On December 10, 1978, when the 49ers defeated Tampa Bay 6-3 (two field goals to one), it was the first time in 49ers NFL History that an entire game was played without a touchdown being scored.

On December 8, 1957, Baltimore was awarded five downs in the final sequence of plays of the first half at Kezar Stadium.

On October 4, 1959, Y.A. Tittle's pass against the Los Angeles Rams was blocked. Tittle caught his own pass and ran for four yards.

On October 25, 1964, against Minnesota, George Mira passed to Bill Kilmer who caught the ball but fumbled when hit. Jim Marshall of Minnesota picked the ball up and ran 66 yards in the wrong direction, scoring a safety for the 49ers.

## **“Name” Backfields**

The San Francisco 49ers have been known for their “name” backfields. From 1954 through 1956 it was “The Million Dollar Backfield” of Y.A. Tittle, Joe Perry, Hugh McElhenny and John Henry Johnson. Then, in 1960, came “The Alphabet Backfield” of Y.A. Tittle, J.D. Smith, R.C. Owens and C.R. Roberts.



# The 49ers' on Radio

The 49ers' radio signal in 1981 will be the strongest in club history with KCBS Newsradio 74 beginning the first year of a new, three-year contract with the club.

The KCBS signal alone reaches 35 California counties with its 50,000 watt range. In addition, 14 stations throughout California, with one each in Reno, Nevada, and Honolulu, Hawaii, have joined the 49ers' network.

With the advent of 49ers' broadcasts on KCBS, the news that Don Klein, KCBS' sports director, is San Francisco's new radio play-by-play voice (replacing Lon Simmons, who opted to broadcast Oakland A's games this year) surprised no one close to the scene.


Klein has been the voice of the Stanford University football and basketball Cardinals for the last 25 years and is the dean of all West Coast football sports-casters. Klein also has done a number of Monday Night radio broadcasts for CBS' Monday Night football games.

He will be joined in the booth by Color Man Wayne Walker, the popular former Detroit Lions' linebacker who also is the highest rated television sports anchorman in San Francisco at KPIX-TV, Channel 5. Walker, 15 years a player with the Lions and five times All-Pro prior to his retirement in 1972 when he began television work in the Motor City, has been the 49ers' color commentator the past two years. He also handles Oakland A's baseball games on television each summer, and for several years was a CBS color commentator for NFL telecasts.

With KCBS as the flagship station at 74 am on the dial, the other stations on this year's 49ers' network include: KFBK, Sacramento (1530); KMJ, Fresno (580); KBEE, Modesto (970); KOH, Reno, Nevada (630); KINS, Eureka (980); KDAC, Ft. Bragg (1230); KWSD, Mt. Shasta (620); KSYC, Yreka (1490); KQMS, Redding (1400); KOCN, Pacific Grove and Monterey/Salinas (105FM); KBLC, Lakeport (1270); KPAY, Chico (1060); KIAH, Ukiah (103FM); and KHVH, Honolulu, Hawaii (990).




Klein



Walker

# 49ERS' ALL-TIME RESULTS



# All-America Football Conference

## FINAL STANDINGS (1946-49)

### 1946 SEASON

EASTERN DIVISION					Points	
	W	L	T	Pct.	For	Agst.
New York	10	3	1	.769	270	192
Brooklyn	3	10	1	.250	226	339
Buffalo	3	10	1	.250	249	370
Miami	3	11	0	.154	167	378
WESTERN DIVISION					Points	
	W	L	T	Pct.	For	Agst.
Cleveland	12	2	0	.857	423	137
San Francisco	9	5	0	.643	307	189
Los Angeles	7	5	2	.583	305	290
Chicago	5	6	3	.455	263	315

#### Championship Game

Cleveland 14, New York 9

### 1947 SEASON

EASTERN DIVISION					Points	
	W	L	T	Pct.	For	Agst.
New York	11	2	1	.846	378	239
Buffalo	8	4	2	.667	320	288
Brooklyn	3	10	1	.231	181	340
Baltimore	2	11	1	.154	167	377
WESTERN DIVISION					Points	
	W	L	T	Pct.	For	Agst.
Cleveland	12	1	1	.923	410	185
San Francisco	8	4	2	.667	327	264
Los Angeles	7	7	0	.500	328	256
Chicago	1	13	0	.071	263	425

#### Championship Game

Cleveland 14, New York 3

### 1948 SEASON

EASTERN DIVISION					Points	
	W	L	T	Pct.	For	Agst.
Buffalo	8	7	0	.533	388	375
Baltimore	7	8	0	.467	350	355
New York	6	8	0	.429	265	301
Brooklyn	2	12	0	.143	253	387
WESTERN DIVISION					Points	
	W	L	T	Pct.	For	Agst.
Cleveland	14	0	0	1.000	389	190
San Francisco	12	2	0	.857	495	248
Los Angeles	7	7	0	.500	258	305
Chicago	1	13	0	.071	202	439

\*Includes divisional play-off game.

#### Championship Game

Cleveland 49, Buffalo 7

### 1949 SEASON

					Points	
	W	L	T	Pct.	For	Agst.
Cleveland	9	1	2	.900	339	171
San Francisco	9	3	0	.750	416	227
Brooklyn-NY	8	4	0	.667	196	206
Buffalo	5	5	2	.500	236	256
Chicago	4	8	0	.333	179	261
Los Angeles	4	8	0	.333	253	322
Baltimore	1	11	1	.083	172	341

#### First Round Play-Off Games

Cleveland 31, Buffalo 21

San Francisco 17, Brooklyn-NY 7

#### Championship Game

Cleveland 21, San Francisco 7

# 49ERS YEAR-BY-YEAR SCORES

## ALL-AMERICA CONFERENCE

### 1946 (9-5)

Lawrence T. Shaw, Coach

L	7	New York Yankees	21
W	17	Miami Seahawks	14
W	32	Brooklyn Dodgers	13
L	7	At Chicago Rockets	21
W	34	At Miami Seahawks	7
W	23	At Los Angeles Dons	14
L	14	At Buffalo Bills	17
W	34	At Cleveland Browns	20
W	27	Buffalo Bills	14
L	7	Cleveland Browns	14
L	9	At New York Yankees	10
W	30	At Brooklyn Dodgers	14
W	14	Chicago Rockets	0
W	48	Los Angeles Dons	7
307			189

### 1947 (8-4-2)

Lawrence T. Shaw, Coach

W	23	Brooklyn Dodgers	7
W	17	Los Angeles Dons	14
W	14	Baltimore Colts	7
L	16	New York Yankees	21
W	41	At Buffalo Bills	24
T	28	At Baltimore Colts	28
W	42	Chicago Rockets	28
L	7	Cleveland Browns	14
W	26	At Los Angeles Dons	16
L	16	At New York Yankees	24
L	14	At Cleveland Browns	37
W	41	At Chicago Rockets	16
W	21	At Brooklyn Dodgers	7
T	21	Buffalo Bills	21
327			264

## 1948 (12-2)

Lawrence T. Shaw, Coach

W	35	Buffalo Bills	14
W	36	Brooklyn Dodgers	20
W	41	New York Yankees	0
W	36	Los Angeles Dons	14
W	38	At Buffalo Bills	28
W	31	At Chicago Rockets	14
W	56	At Baltimore Colts	14
W	21	At New York Yankees	7
W	21	Baltimore Colts	10
W	44	Chicago Rockets	21
L	7	At Cleveland Browns	14
W	63	At Brooklyn Dodgers	40
L	28	Cleveland Browns	31
W	38	At Los Angeles Dons	21
495			248

## 1949 (9-3)

Lawrence T. Shaw, Coach

W	31	Baltimore Colts	17
W	42	Chicago Hornets	7
W	42	Los Angeles Dons	14
L	17	At Buffalo Bills	28
W	42	At Chicago Hornets	24
W	56	Cleveland Browns	28
W	51	Buffalo Bills	7
L	3	At New York Yankees	24
L	28	At Cleveland Browns	30
W	28	At Baltimore Colts	10
W	41	At Los Angeles Dons	24
W	35	New York Yankees	14
416			227

### Playoff Game

(At San Francisco—Kezar)

W	17	New York Yankees	7
---	----	------------------	---

### Championship Game

(At San Francisco—Kezar)

L	7	Cleveland Browns	21
---	---	------------------	----

# 49ERS' YEAR-BY-YEAR SCORES AND ATTENDANCE NATIONAL FOOTBALL LEAGUE

## 1950 (3-9)

Lawrence T. Shaw, Coach

L	17	New York Yanks (29,600)	21
L	20	Chicago Bears (35,558)	32
L	14	Los Angeles (27,262)	35
L	7	At Detroit (17,337)	24
L	24	At New York Yanks (5,740)	29
W	28	Detroit (27,050)	27
W	17	Baltimore (14,800)	14
L	21	At Los Angeles (15,952)	28
L	14	At Cleveland (28,786)	34
L	0	Chicago Bears (35,105)	17
L	21	At Green Bay (13,186)	25
W	30	Green Bay (19,204)	14
213			300

## 1952 (7-5)

Lawrence T. Shaw, Coach

W	17	Detroit (52,750)	3
W	37	At Dallas Texans (12,566)	14
W	28	At Detroit (48,842)	0
W	40	At Chicago Bears (46,338)	16
W	48	Dallas Texans (26,887)	21
L	17	Chicago Bears (58,255)	20
L	14	At New York Giants (54,230)	23
W	23	At Washington (30,863)	17
L	9	At Los Angeles (64,450)	35
L	21	Los Angeles (49,420)	34
L	7	Pittsburgh (13,886)	24
W	24	Green Bay (17,579)	14
285			221

## 1951 (7-4-1)

Lawrence T. Shaw, Coach

W	24	Cleveland (48,263)	10
L	14	At Philadelphia (23,827)	21
W	28	At Pittsburgh (27,124)	24
L	7	At Chicago Bears (42,296)	13
W	44	Los Angeles (49,538)	17
L	16	At Los Angeles (54,346)	23
W	19	New York Yanks (25,538)	14
L	21	Chicago Cards (19,658)	27
T	10	At New York Yanks (10,184)	10
W	20	At Detroit (46,467)	10
W	31	Green Bay (15,121)	19
W	21	Detroit (27,276)	17
225			205

## 1953 (9-3)

Lawrence T. Shaw, Coach

W	31	Philadelphia (25,000)	21
W	31	Los Angeles (41,446)	30
L	21	At Detroit (56,080)	24
W	35	At Chicago Bears (36,909)	28
L	10	Detroit (52,300)	14
W	24	Chicago Bears (26,308)	14
W	31	At Los Angeles (85,856)	27
L	21	At Cleveland (80,698)	23
W	37	At Green Bay in Milw. (16,378)	7
W	38	At Baltimore (26,005)	21
W	48	Green Bay (31,337)	14
W	45	Baltimore (23,932)	14
372			237

## 1954 (7-4-1)

Lawrence T. Shaw, Coach

W	41	Washington (32,085)	7
T	24	At Los Angeles (93,563)	24
W	23	At Green Bay in Milw. (15,571)	17
W	27	At Chicago Bears (42,935)	24
W	37	Detroit (58,891)	31
L	27	Chicago Bears (49,833)	31
L	34	Los Angeles (58,758)	42
L	7	At Detroit (58,431)	48
W	31	At Pittsburgh (37,001)	3
L	13	At Baltimore (23,875)	17
W	35	Green Bay (32,012)	0
W	10	Baltimore (25,456)	7
313			251

## 1955 (4-8)

Norman P. Strader, Coach

L	14	Los Angeles (58,772)	23
L	3	Cleveland (43,595)	38
W	20	At Chicago Bears (41,651)	19
W	27	At Detroit (50,179)	24
L	23	Chicago Bears (56,350)	34
W	38	Detroit (44,831)	21
L	14	At Los Angeles (71,832)	27
L	0	At Washington (25,112)	7
L	21	At Green Bay in Milw. (19,099)	27
L	14	At Baltimore (33,485)	27
L	7	Green Bay (32,897)	28
W	35	Baltimore (33,471)	24
216			308

## 1956 (5-6-1)

Frank C. Albert, Coach

L	21	New York Giants (41,751)	38
W	33	Los Angeles (56,489)	30
L	7	At Chicago Bears (47,526)	31
L	17	At Detroit (55,662)	20
L	21	Chicago Bears (52,612)	38
L	13	Detroit (46,708)	17
L	6	At Los Angeles (69,828)	30
W	17	At Green Bay (17,986)	16
T	10	At Philadelphia (19,326)	10
W	20	At Baltimore (37,227)	17
W	38	Green Bay (32,433)	20
W	30	Baltimore (43,791)	17
233			284

## 1957 (8-4)

Frank C. Albert, Coach

L	10	Chicago Cards (35,743)	20
W	23	Los Angeles (59,637)	20
W	21	At Chicago Bears (45,310)	17
W	24	At Green Bay in Milw. (18,919)	14
W	21	Chicago Bears (56,693)	17
W	35	Detroit (59,702)	31
L	24	At Los Angeles (102,368)	37
L	10	At Detroit (56,915)	31
L	21	At Baltimore (50,073)	27
W	27	At New York Giants (54,121)	17

W	17	Baltimore (59,950)	13
W	27	Green Bay (59,100)	20
287			295

## 1958 (6-6)

Frank C. Albert, Coach

W	23	Pittsburgh (51,856)	20
L	3	Los Angeles (59,826)	33
L	6	At Chicago Bears (45,310)	28
W	30	At Philadelphia (33,110)	24
L	14	Chicago Bears (59,441)	27
W	24	Detroit (59,350)	21
L	7	At Los Angeles (95,082)	56
L	21	At Detroit (54,523)	35
W	33	At Green Bay in Milw. (43,819)	12
L	27	At Baltimore (57,557)	35
W	48	Green Bay (50,793)	21
W	21	Baltimore (58,334)	12
257			324

## 1959 (7-5)

Howard W. Hickey, Coach

W	24	Philadelphia (41,697)	14
W	34	Los Angeles (56,028)	0
L	20	At Green Bay (32,150)	21
W	34	At Detroit (52,585)	13
W	20	Chicago Bears (59,045)	17
W	33	Detroit (59,064)	7
W	24	At Los Angeles (94,276)	16
L	3	At Chicago Bears (42,157)	14
L	14	At Baltimore (56,007)	45
L	21	At Cleveland (53,763)	20
L	14	Baltimore (59,075)	34
L	14	Green Bay (55,997)	36
255			237

## 1960 (7-5)

Howard W. Hickey, Coach

L	19	New York Giants (44,598)	21
W	13	Los Angeles (53,633)	9
W	14	At Detroit (49,825)	10
L	10	At Chicago Bears (48,226)	27
L	14	At Green Bay in Milw. (39,914)	41
W	25	Chicago Bears (55,071)	7
L	0	Detroit (48,447)	24
W	26	At Dallas (10,000)	14
W	30	At Baltimore (57,808)	22
W	23	At Los Angeles (77,254)	7
L	0	Green Bay (53,612)	13
W	34	Baltimore (57,269)	10
208			205

## 1961 (7-6-1)

Howard W. Hickey, Coach

W	35	Washington (43,412)	3
L	10	At Green Bay (38,624)	30
W	49	At Detroit (53,155)	0
W	35	Los Angeles (59,004)	0
W	38	At Minnesota (34,415)	24
L	0	At Chicago Bears (49,070)	31
L	10	At Pittsburgh (19,686)	20

T	20	Detroit (56,878)	20
L	7	At Los Angeles (63,766)	17
W	41	Chicago Bears (52,972)	31
W	38	Minnesota (43,905)	28
L	17	At Baltimore (57,641)	20
W	22	Green Bay (55,722)	21
L	24	Baltimore (45,517)	27
	346		272

## 1962 (6-8)

Howard W. Hickey, Coach

L	14	Chicago (46,052)	30
L	24	At Detroit (51,032)	45
W	21	Minnesota (38,407)	7
W	21	At Baltimore (54,148)	13
W	34	At Chicago (48,902)	27
L	13	At Green Bay in Milw. (46,012)	31
L	14	Los Angeles (51,033)	28
L	3	Baltimore (44,875)	22
L	24	Detroit (43,449)	38
W	24	At Los Angeles (42,554)	17
W	24	At St. Louis (17,532)	17
W	35	At Minnesota (33,076)	12
L	21	Green Bay (53,769)	31
L	10	Cleveland (35,274)	13
	282		331

## 1963 (2-12)

Coach\*

L	20	Minnesota (30,781)	24
L	14	Baltimore (31,006)	20
L	14	At Minnesota (28,567)	45
L	3	At Detroit (44,088)	26
L	3	At Baltimore (56,962)	20
W	20	Chicago (35,837)	14
L	21	At Los Angeles (45,532)	28
L	7	Detroit (33,511)	45
W	31	Dallas (29,563)	24
L	14	At New York Giants (62,982)	48
L	10	At Green Bay in Milw. (45,905)	28
L	17	Los Angeles (33,321)	21
L	7	At Chicago (46,994)	27
L	17	Green Bay (31,031)	21
	198		391

\*Coach Red Hickey resigned after third league game and Jack Christiansen was appointed his successor.

## 1964 (4-10)

Jack Christiansen, Coach

L	17	Detroit (33,204)	26
W	28	At Philadelphia (57,352)	24
L	13	St. Louis (30,969)	23
W	31	Chicago (33,132)	21
L	14	At Green Bay in Milw. (47,380)	24
L	14	At Los Angeles (54,355)	42
L	22	Minnesota (31,845)	27
L	7	At Baltimore (60,213)	37
L	7	At Minnesota (40,408)	24
W	24	Green Bay (38,483)	14
L	21	At Chicago (46,772)	23
L	3	At Baltimore (33,642)	14

W	28	Los Angeles (31,791)	7
L	7	At Detroit (41,854)	24
	236		330

## 1965 (7-6-1)

Jack Christiansen, Coach

W	52	Chicago (31,211)	24
W	27	Pittsburgh (28,161)	17
L	24	At Baltimore (57,342)	27
L	10	At Green Bay (50,858)	27
W	45	At Los Angeles (34,703)	21
L	41	Minnesota (40,673)	42
L	28	Baltimore (43,575)	34
L	31	At Dallas (30,531)	39
W	27	At Detroit (52,570)	21
W	30	Los Angeles (39,253)	27
W	45	At Minnesota (36,748)	24
W	17	Detroit (38,483)	14
L	20	At Chicago (43,400)	61
T	24	Green Bay (45,710)	24
	421		402

## 1966 (6-6-2)

Jack Christiansen, Coach

T	20	Minnesota (29,312)	20
L	14	At Baltimore (56,715)	36
L	3	At Los Angeles (45,642)	34
W	21	Green Bay (39,290)	20
W	44	At Atlanta (54,788)	7
W	27	Detroit (36,745)	24
L	3	At Minnesota (45,007)	28
W	21	Los Angeles (35,372)	13
T	30	At Chicago (47,079)	30
L	34	Philadelphia (31,993)	35
W	41	At Detroit (53,189)	14
L	7	At Green Bay in Milw. (48,725)	20
W	41	Chicago (37,170)	14
L	14	Baltimore (40,005)	30
	320		325

## 1967 (7-7)

Jack Christiansen, Coach

W	27	At Minnesota (39,638)	21
W	38	Atlanta (30,207)	7
L	7	At Baltimore (60,238)	41
W	27	At Los Angeles (60,424)	24
W	28	At Philadelphia (60,825)	27
W	27	New Orleans (34,285)	13
L	3	Detroit (37,990)	45
L	7	Los Angeles (53,194)	17
L	28	At Washington (50,326)	31
L	0	At Green Bay (50,861)	13
L	9	Baltimore (44,815)	26
L	14	Chicago (25,613)	28
W	34	At Atlanta (51,798)	28
W	24	Dallas (27,182)	16
	273		337

## 1968 (7-6-1)

Dick Nolan, Coach

L	10	At Baltimore (56,864)	27
W	35	St. Louis (27,557)	17
W	28	Atlanta (27,477)	13
L	10	At Los Angeles (69,520)	24
L	14	Baltimore (32,822)	42
W	26	At New York Giants (62,958)	10
W	14	At Detroit (53,555)	7
L	21	Cleveland (31,359)	33
L	19	At Chicago (46,978)	27
T	20	Los Angeles (41,815)	20
W	45	At Pittsburgh (21,408)	28
W	27	Green Bay (47,218)	20
L	20	Minnesota (29,049)	30
W	14	At Atlanta (44,977)	12
303			310

## 1969 (4-8-2)

Dick Nolan, Coach

L	12	At Atlanta (45,940)	24
L	7	At Green Bay in Milw. (48,184)	14
T	17	Washington (35,184)	17
L	21	Los Angeles (45,995)	27
L	7	Atlanta (28,684)	21
W	24	At Baltimore (60,238)	21
L	14	Detroit (35,100)	26
L	30	At Los Angeles (73,975)	41
W	20	Baltimore (38,472)	17
L	38	At New Orleans (71,448)	43
T	24	At Dallas (62,348)	24
W	42	Chicago (32,826)	21
L	7	At Minnesota (43,028)	10
W	14	Philadelphia (25,391)	13
277			319

## 1970 (10-3-1)

Dick Nolan, Coach

W	26	Washington (34,984)	17
W	34	Cleveland (37,502)	31
L	20	At Atlanta (58,850)	21
W	20	At Los Angeles (77,272)	6
T	20	New Orleans (39,446)	20
W	19	Denver (39,515)	14
W	26	Green Bay (59,335)	10
W	37	At Chicago (45,607)	16
W	30	At Houston (43,040)	20
L	7	At Detroit (56,232)	28
L	13	Los Angeles (59,602)	30
W	24	Atlanta (41,387)	20
W	38	At New Orleans (61,940)	27
W	38	At Oakland (54,535)	7
352			267

## NFC PLAYOFF

(At Bloomington—Metropolitan)

W	17	Minnesota (47,900)	14
---	----	--------------------	----

## NFC CHAMPIONSHIP

(At San Francisco—Kezar)

L	10	Dallas (59,625)	17
---	----	-----------------	----

## 1971 (9-5)

Dick Nolan, Coach

L	17	At Atlanta (56,990)	20
W	38	At New Orleans (81,595)	20
W	31	At Philadelphia (65,358)	3
L	13	Los Angeles (44,000) X	20
W	13	Chicago (44,133)	0
W	26	At St. Louis (50,419)	14
W	27	New England (45,092)	10
W	13	At Minnesota (49,784)	9
L	20	New Orleans (45,138)	26
L	6	At Los Angeles (80,050)	17
W	24	At New York Jets (62,936)	21
L	17	Kansas City (45,306)	26
W	24	Atlanta (44,584)	3
W	31	Detroit (45,580)	27
300			216

## NFC PLAYOFF

(At San Francisco—Candlestick)

W	24	Washington (45,364)	20
---	----	---------------------	----

## NFC CHAMPIONSHIP

(At Arlington—Texas)

L	3	Dallas (66,311)	14
---	---	-----------------	----

XFirst regular season NFL game ever played at Candlestick Park—October 10, 1971.

## 1972 (8-5-1)

Dick Nolan, Coach

W	34	San Diego (59,438)	3
L	20	At Buffalo (45,825)	27
W	37	At New Orleans (69,840)	2
L	7	At Los Angeles (77,382)	31
L	17	New York Giants (58,606)	23
T	20	New Orleans (59,157)	20
W	49	At Atlanta (58,850)	14
L	24	At Green Bay in Milw. (47,897)	34
W	24	Baltimore (61,214)	21
W	34	At Chicago (65,201)	21
W	31	Dallas (65,214)	10
L	16	Los Angeles (61,214)	26
W	20	Atlanta (61,214)	0
W	20	Minnesota (61,214)	17
353			249

## NFC PLAYOFF

(At San Francisco—Candlestick)

L	28	Dallas (61,214)	30
---	----	-----------------	----

## 1973 (5-9)

Dick Nolan, Coach

L	13	At Miami (68,275)	21
W	36	At Denver (50,966)	34
L	20	Los Angeles (57,487)	40
W	13	At Atlanta (58,850)	9
L	13	Minnesota (56,438)	17
W	40	New Orleans (52,881)	0
L	3	Atlanta (56,825)	17
L	20	At Detroit (49,531)	30
L	9	At Washington (54,381)	33

L	13	At Los Angeles (78,358)	31
W	20	Green Bay (49,244)	6
W	38	Philadelphia (51,155)	28
L	10	At New Orleans (62,490)	16
L	14	Pittsburgh (52,752)	37
	262		319

### 1974 (6-8)

Dick Nolan, Coach

W	17	At New Orleans (65,071)	13
W	17	At Atlanta (47,686)	10
L	3	Cincinnati (49,895)	21
L	9	St. Louis (48,675)	34
L	13	At Detroit (45,199)	17
L	14	At Los Angeles (74,070)	37
L	24	Oakland (58,284)	35
L	13	Los Angeles (57,502)	15
L	14	At Dallas (50,018)	20
W	34	At Chicago (42,731)	0
W	27	Atlanta (45,435)	0
L	0	At Cleveland (24,559)	7
W	7	Green Bay (45,475)	6
W	35	New Orleans (40,418)	21
	226		236

### 1975 (5-9)

Dick Nolan, Coach

L	17	At Minnesota (48,418)	27
L	14	Los Angeles (57,397)	23
W	20	At Kansas City (54,490)	3
L	3	Atlanta (44,043)	17
W	35	New Orleans (49,990)	21
L	16	At New England (60,358)	24
L	17	Detroit (43,209)	28
W	24	At Los Angeles (78,995)	23
W	31	Chicago (41,726)	3
W	16	At New Orleans (40,328)	6
L	17	At Philadelphia (56,694)	27
L	13	Houston (44,015)	27
L	9	At Atlanta (38,501)	31
L	23	New York Giants (34,354)	26
	255		286

### 1976 (8-6)

Monte Clark, Coach

W	26	At Green Bay (54,628)	14
L	12	Chicago (44,158)	19
W	37	At Seattle (59,108)	21
W	17	New York Jets (42,961)	6
W	16	At Los Angeles (84,483)	0
W	33	New Orleans (43,160)	3
W	15	Atlanta (50,240)	0
L	20	At St. Louis (50,365)	23
L	21	Washington (56,134)	24
L	16	At Atlanta (20,058)	21
L	3	Los Angeles (58,573)	23
W	20	Minnesota (56,775)	16
L	7	At San Diego (33,539)	13
W	27	At New Orleans (42,536)	7
	270		190

### 1977 (5-9)

Ken Meyer, Coach

L	0	At Pittsburgh (48,046)	27
L	15	Miami (40,503)	19
L	14	At Los Angeles (55,466)	34
L	0	Atlanta (38,009)	7
L	17	At New York Giants (70,366)	20
W	28	Detroit (39,392)	7
W	20	Tampa Bay (34,750)	10
W	10	At Atlanta (46,577)	3
W	10	At New Orleans (41,564)	7
L	10	Los Angeles (56,779)	23
W	20	New Orleans (33,702)	17
L	27	At Minnesota (40,745)	28
L	35	Dallas (55,848)	42
L	14	At Green Bay in Milw. (44,902)	16
	220		260

### 1978 (2-14)

Coach\*

L	7	At Cleveland (68,973)	24
L	14	Chicago (49,502)	16
L	19	At Houston (46,161)	20
L	10	At New York Giants (71,536)	27
W	28	Cincinnati (39,727)	12
L	10	At Los Angeles (59,337)	27
L	7	New Orleans (37,671)	14
L	17	Atlanta (34,133)	20
L	20	At Washington (53,706)	38
L	10	At Atlanta (55,468)	21
L	10	St. Louis (33,155)	16
L	28	Los Angeles (45,022)	31
L	7	Pittsburgh (51,657)	24
L	13	At New Orleans (50,068)	24
W	6	Tampa Bay (30,931)	3
L	14	At Detroit (56,674)	33

\*Pete McCulley was fired after 9 games and Fred O'Connor was appointed his successor.

### 1979 (2-14)

Bill Walsh, Coach

L	22	At Minnesota (46,539)	28
L	13	Dallas (56,728)	21
L	24	At Los Angeles (44,303)	27
L	21	New Orleans (39,727)	30
L	9	At San Diego (50,893)	31
L	24	Seattle (44,592)	35
L	16	At New York Giants (70,352)	32
W	20	Atlanta (33,952)	15
L	27	Chicago (42,773)	28
L	10	At Oakland (52,764)	23
L	20	At New Orleans (65,551)	31
L	28	Denver (42,910)	38
L	20	Los Angeles (49,282)	26
L	10	At St. Louis (41,593)	13
W	23	Tampa Bay (44,506)	7
L	21	At Atlanta (37,211)	31
	308		416



## 1980 (6-10)

Bill Walsh, Coach

W	26	At New Orleans (58,621)	23
W	24	St. Louis (49,999)	(OT)—21
W	37	At New York Jets (50,608)	27
L	17	Atlanta (56,518)	20
L	26	At Los Angeles (62,188)	48
L	14	At Dallas (63,399)	59
L	17	Los Angeles (55,360)	31
L	23	Tampa Bay (51,925)	24

L	13	At Detroit (78,845)	17
L	16	At Green Bay in Milw. (54,475)	23
L	13	At Miami (45,135)	17
W	12	New York Giants (38,574)	0
W	21	New England (45,254)	17
W	38	New Orleans (37,949)	(OT)—35
L	10	At Atlanta (55,767)	35
L	13	Buffalo (37,476)	18

320

415

# PRE-SEASON RESULTS (SINCE 1946)

## 1946 (2-0)

17	Los Angeles Dons (San Diego)	7
34	Chicago Rockets (Kezar)	14

## 1947 (0-1)

7	Los Angeles Dons (Kezar)	14
---	--------------------------	----

## 1948 (2-0)

42	Los Angeles Dons (Pasadena)	24
42	Baltimore (Kezar)	14

## 1949 (2-0-1)

28	Los Angeles Dons (Los Angeles)	7
21	Buffalo Bills (Kezar)	0
21	Cleveland (Cleveland)	21

## 1950 (1-4)

12	Washington (Kezar)	31
10	Philadelphia (Kezar)	28
27	Baltimore (Baltimore)	14
21	Chicago Cards (Chicago)	28
10	Pittsburgh (Pittsburgh)	13

## 1951 (4-1)

45	Washington (Kezar)	14
7	Chicago Bears (Kezar)	24
24	Pittsburgh (Syracuse)	7
20	Green Bay (Minneapolis)	0
37	Chicago Cards (Omaha)	17

## 1952 (7-0)

79	San Francisco Broncos* (Kezar)	0
35	Washington (Kezar)	0
38	Chicago Cards (Kezar)	14
17	Los Angeles (Los Angeles)	7
29	Pittsburgh (Pittsburgh)	14
35	Cleveland (Akron)	31
76	San Jose Packers* (San Jose)	0

## 1953 (3-3-1)

42	Fort Ord** (Sacramento)	7
7	Cleveland (Kezar)	20
7	Washington (Kezar)	0
10	Los Angeles (Los Angeles)	35
31	Philadelphia (San Antonio)	28
14	Chicago Cards (Kezar)	14
21	New York (New York)	28

## 1954 (7-0)

42	Fort Ord** (Kezar)	14
43	New York (Kezar)	35
30	Washington (Sacramento)	7
42	Chicago Cards (Kezar)	7
38	Cleveland (Kezar)	21
28	Los Angeles (Los Angeles)	27
37	Pittsburgh (Tucson)	14

## 1955 (5-1)

7	Washington (Kezar)	6
60	Pittsburgh (Sacramento)	14
17	New York (Seattle)	28
17	Cleveland (Kezar)	14
43	Chicago Cards (Kezar)	7
31	Los Angeles (Los Angeles)	10

## 1956 (3-3)

28	Cleveland (Kezar)	17
20	Washington (Kezar)	0
14	Chicago Cards (Kezar)	13
14	New York (Portland)	21
24	Los Angeles (Los Angeles)	33
14	Philadelphia (Sacramento)	21

## 1957 (6-1)

24	New York (Kezar)	15
27	Washington (Kezar)	21
21	Cleveland (Kezar)	17
27	Chicago Cards (Seattle)	21
27	Los Angeles (Los Angeles)	58
17	Philadelphia (Kezar)	14

\*Semi-Pro Team

\*\*Service Team

**1958 (3-3)**

10	New York (Kezar)	19
20	Washington (Portland)	19
21	Cleveland (Kezar)	16
55	Chicago Cards (Kezar)	31
38	Los Angeles (Los Angeles)	40
28	Philadelphia (Kezar)	31

**1959 (2-4)**

27	Washington (Kezar)	24
17	Green Bay (Kezar)	24
17	Cleveland (Kezar)	14
24	Chicago Cards (Seattle)	27
14	Los Angeles (Los Angeles)	48
13	New York (Salt Lake)	17

**1960 (3-3)**

16	Dallas (Seattle)	10
31	Washington (Kezar)	7
45	Philadelphia (Kezar)	28
24	Cleveland (Portland)	26
17	Los Angeles (Los Angeles)	28
17	St. Louis (Kezar)	24

**1961 (3-2)**

20	New York (Portland)	21
24	Cleveland (Kezar)	27
14	Minnesota (Portland)	10
38	Los Angeles (Los Angeles)	20
24	Dallas (Sacramento)	7

**1962 (4-1)**

30	Minnesota (Seattle)	24
42	New York (Kezar)	10
27	Cleveland (Portland)	34
26	Dallas (Sacramento)	7
19	Los Angeles (Los Angeles)	3

**1963 (0-5)**

28	Minnesota (Portland)	43
22	St. Louis (Salt Lake)	24
7	Cleveland (Kezar)	24
24	Dallas (Bakersfield)	37
0	Los Angeles (Los Angeles)	17

**1964 (1-4)**

26	Cleveland (Kezar)	7
23	Dallas (Portland)	34
21	Minnesota (Salt Lake)	24
14	Pittsburgh (Omaha)	16
17	Los Angeles (Los Angeles)	21

**1965 (2-2-1)**

21	Cleveland (Kezar)	37
27	Dallas (Portland)	7
17	St. Louis (St. Louis)	17
23	Pittsburgh (Providence)	9
14	Los Angeles (Los Angeles)	34

**1966 (0-5-0)**

13	Dallas (Kezar)	24
17	Cleveland (Kezar)	28
17	Pittsburgh (Portland)	34
17	Atlanta (Columbia, S. C.)	24
9	Los Angeles (Los Angeles)	29

**1967 (2-3)**

42	Cleveland (Kezar)	14
24	Dallas (Kezar)	30
10	New Orleans (Portland)	24
13	Oakland (Oakland)	10
7	Los Angeles (Los Angeles)	34

**1968 (1-5)**

18	San Diego (San Diego)	30
14	Dallas (Kezar)	16
17	Cleveland (Kezar)	31
22	Denver (Denver)	6
19	Oakland (Kezar)	26
20	Los Angeles (Los Angeles)	21

**1969 (0-6)**

19	Cleveland (Seattle)	24
17	Dallas (Kezar)	20
15	Denver (Denver)	19
28	Oakland (Oakland)	42
10	St. Louis (Kezar)	21
28	Los Angeles (Anaheim)	31

**1970 (1-4)**

14	Cleveland (Tampa)	17
7	Miami (Miami)	17
23	Denver (Eugene, Ore.)	7
17	Oakland (Kezar)	31
14	Los Angeles (Los Angeles)	17

**1971 (3-2-1)**

38	Cleveland (Candlestick) X	24
17	Miami (Miami)	17
28	San Diego (Candlestick)	17
33	Denver (Spokane, Wash.)	17
28	Oakland (Oakland)	34
20	Los Angeles (Los Angeles)	23

**1972 (3-3)**

10	New York Jets (Jacksonville, Fla.)	17
20	Cleveland (Candlestick)	13
16	San Diego (San Diego)	17
24	Denver (Candlestick)	27
34	Oakland (Candlestick)	21
17	Los Angeles (Los Angeles)	14

X—First pro football game ever played in Candlestick Park. Date was August 8, 1971.

**1973 (4-3)**

20	New England (Canton, O.)	7
27	Cleveland (Cleveland)	16
14	New York Jets (Tampa)	34
19	San Diego (Candlestick)	7
43	Denver (Candlestick)	7
17	Oakland (Oakland)	23
10	Los Angeles (Los Angeles)	38

**1974 (0-6)**

6	San Diego (San Diego)	20
20	Cleveland (Cleveland)	21
3	Denver (Candlestick)	10
6	Kansas City (Kansas City)	26
19	Oakland (Candlestick)	20
7	Los Angeles (Candlestick)	17

**1975 (3-3)**

17	Cleveland (Candlestick)	10
6	Los Angeles (Los Angeles)	10
7	San Diego (San Diego)	20
21	Oakland (Oakland)	40
44	Denver (Candlestick)	10
24	Green Bay (Green Bay)	3

**1976 (4-2)**

27	Seattle (Seattle)	20
17	Denver (Candlestick)	7
21	Kansas City (Candlestick)	13
17	San Diego (Honolulu)	16
9	Oakland (Candlestick)	14
3	Los Angeles (Los Angeles)	10

**1977 (1-5)**

24	Seattle (Candlestick)	34
13	San Diego (San Diego)	32
23	Los Angeles (Candlestick)	14
3	Houston (Houston)	17
0	Oakland (Oakland)	33
0	Denver (Candlestick)	20

**1978 (1-3)**

24	Dallas (Dallas)	41
6	Seattle (Candlestick)	20
14	Oakland (Candlestick)	31
24	Denver (Denver)	13

**1979 (1-3)**

13	San Diego (Candlestick)	10
10	Oakland (Oakland)	41
0	Denver (Candlestick)	21
20	Seattle (Seattle)	55

**1980 (3-1)**

33	Oakland (Candlestick)	14
17	San Diego (San Diego)	14
7	Seattle (Candlestick)	10
31	Kansas City (Tucson)	21

## 49ers' Coaches' Overall Records

	W	L	T
Buck Shaw	71	39	4
Nine Seasons (1946-54)			
Red Strader	4	8	0
One Season (1955)			
Frankie Albert	19	16	1
Three Seasons (1956-58)			
Red Hickey	27	27	1
Four Seasons plus 3 games (1959-63)			
Jack Christiansen	26	38	2
Four Seasons plus 11 games (1963-67)			

	W	L	T
Dick Nolan	54	53	5
Eight Seasons (1968-75)			
Monte Clark	8	6	0
One Season (1976)			
Ken Meyer	5	9	0
One Season (1977)			
Pete McCulley	1	8	0
9 games (1978)			
Fred O'Connor	1	6	0
7 games (1978)			
Bill Walsh	8	24	0
(1979-Present)			

# 49ERS' ALL-TIME SERIES RECORDS



# ALL-TIME 49ERS' TEAM VS. TEAM RESULTS

(National Football League — 1950-Present)

49ers vs. Atlanta Falcons	W-15	L-14	T-0	(Pts. — S.F. 538, Atlanta 447)
1966 — 49ers 44-7 (A)				1974 — 49ers 16-10 (A)
1967 — 49ers 38-7 (SF)				49ers 27-0 (SF)
49ers 34-28 (A)				1975 — Falcons 17-3 (SF)
1968 — 49ers 28-13 (SF)				Falcons 31-9 (A)
49ers 14-12 (A)				1976 — 49ers 15-0 (SF)
1969 — Falcons 24-12 (A)				Falcons 21-16 (A)
Falcons 21-7 (SF)				1977 — Falcons 7-0 (SF)
1970 — Falcons 21-0 (A)				49ers 10-3 (A)
49ers 24-20 (SF)				1978 — Falcons 20-17 (SF)
1971 — Falcons 20-17 (A)				Falcons 21-10 (A)
49ers 24-3 (SF)				1979 — 49ers 20-15 (SF)
1972 — 49ers 49-14 (A)				Falcons 31-21 (A)
49ers 20-0 (SF)				1980 — Falcons 20-17 (SF)
1973 — 49ers 13-9 (A)				Falcons 35-10 (A)
Falcons 17-3 (SF)				

49ers vs. Baltimore Colts	W-14	L-21	T-0	(Pts. — Baltimore 836, S.F. 663)
1953 — 49ers 38-21 (B)				1962 — 49ers 21-13 (B)
49ers 45-14 (SF)				Colts 22-3 (SF)
1954 — Colts 17-13 (B)				1963 — Colts 20-14 (SF)
49ers 10-7 (SF)				Colts 20-3 (B)
1955 — Colts 26-14 (B)				1964 — Colts 37-7 (B)
49ers 35-24 (SF)				Colts 14-3 (SF)
1956 — 49ers 20-17 (B)				1965 — Colts 27-24 (B)
49ers 30-17 (SF)				Colts 34-28 (SF)
1957 — Colts 27-21 (B)				1966 — Colts 36-14 (B)
49ers 17-13 (SF)				Colts 30-14 (SF)
1958 — Colts 35-27 (B)				1967 — Colts 41-7 (B)
49ers 21-12 (SF)				Colts 26-9 (SF)
1959 — Colts 45-14 (B)				1968 — Colts 27-10 (B)
Colts 34-14 (SF)				Colts 42-14 (SF)
1960 — 49ers 30-22 (B)				1969 — 49ers 24-21 (B)
49ers 34-10 (SF)				49ers 20-17 (SF)
1961 — Colts 20-17 (B)				1972 — 49ers 24-21 (SF)
Colts 27-24 (SF)				

49ers vs. Buffalo Bills	W-0	L-2	T-0	(Pts. — Buffalo 45, S.F. 33)
1972 — Bills 27-20 (B)				1980 — Bills 18-13 (SF)

49ers vs. Chicago Bears	W-21	L-22	T-1	(Pts. — Chicago 983, S.F. 979)
1950 — Bears 32-20 (SF)				1953 — 49ers 35-28 (C)
Bears 17-0 (C)				49ers 24-14 (SF)
1951 — Bears 13-7 (C)				1954 — 49ers 31-24 (C)
1952 — 49ers 40-16 (C)				Bears 31-27 (SF)
Bears 20-17 (SF)				

1955 — 49ers 20-19 (C)  
 Bears 34-23 (SF)  
 1956 — Bears 31-7 (C)  
 Bears 38-21 (SF)  
 1957 — 49ers 21-17 (C)  
 49ers 21-17 (SF)  
 1958 — Bears 28-6 (C)  
 Bears 27-14 (SF)  
 1959 — 49ers 20-17 (SF)  
 Bears 14-3 (C)  
 1960 — Bears 27-10 (C)  
 49ers 25-7 (SF)  
 1961 — Bears 31-0 (C)  
 49ers 41-31 (SF)  
 1962 — Bears 30-14 (SF)  
 49ers 34-27 (C)  
 1963 — 49ers 20-14 (SF)  
 Bears 27-7 (C)

*Don*

1964 — 49ers 31-21 (SF)  
 Bears 23-21 (C)  
 1965 — 49ers 52-24 (SF)  
 Bears 61-20 (C)  
 1966 — Tie 30-30 (C)  
 49ers 41-14 (SF)  
 1967 — Bears 28-14 (SF)  
 1968 — Bears 27-19 (C)  
 1969 — 49ers 42-21 (SF)  
 1970 — 49ers 37-16 (C)  
 1971 — 49ers 13-0 (SF)  
 1972 — 49ers 34-21 (C)  
 1974 — 49ers 34-0 (C)  
 1975 — 49ers 31-3 (SF)  
 1976 — Bears 19-12 (SF)  
 1978 — Bears 16-13 (SF)  
 1979 — Bears 28-27 (SF)

#### 49ers vs. Cincinnati Bengals

W-1 L-1 T-0

(Pts. — Cincinnati 33, S.F. 31)

1974 — Bengals 21-3 (SF)

1978 — 49ers 28-12 (SF)

#### 49ers vs. Cleveland Browns

W-3 L-7 T-0

(Pts. — Cleveland 233, S.F. 155)

1950 — Browns 34-14 (C)  
 1951 — 49ers 24-10 (SF)  
 1953 — Browns 23-21 (C)  
 1955 — Browns 38-3 (SF)  
 1959 — 49ers 21-20 (C)

1962 — Browns 13-10 (SF)  
 1968 — Browns 33-21 (SF)  
 1970 — 49ers 34-31 (SF)  
 1974 — Browns 7-0 (C)  
 1978 — Browns 24-7 (C)

#### 49ers vs. Dallas Cowboys

W-4 L-8 T-1

(Pts. — Dallas 330, S.F. 284)

1960 — 49ers 26-14 (D)  
 1963 — 49ers 31-24 (SF)  
 1965 — Cowboys 39-31 (D)  
 1967 — 49ers 24-16 (SF)  
 1969 — Tie 24-24 (D)  
 1970 — Cowboys 17-10 (SF)\*  
 1971 — Cowboys 14-3 (D)\*  
 \*NFC Championship Game

1972 — 49ers 31-10 (D)  
 †Cowboys 30-28 (SF)  
 1974 — Cowboys 20-14 (D)  
 1977 — Cowboys 42-35 (SF)  
 1979 — Cowboys 21-13 (SF)  
 1980 — Cowboys 59-14 (SF)  
 †NFC Divisional Playoff Game

#### 49ers vs. Denver Broncos

W-2 L-1 T-0

(Pts. — Denver 86, S.F. 83)

1970 — 49ers 19-14 (SF)  
 1973 — 49ers 36-34 (D)

1979 — Broncos 38-28 (SF)

#### 49ers vs. Detroit Lions

W-21 L-24 T-1

(Pts. — Detroit 1,047, S.F. 947)

1950 — Lions 24-7 (D)  
 49ers 28-27 (SF)  
 1951 — 49ers 20-10 (D)  
 49ers 21-17 (SF)  
 1952 — 49ers 17-3 (SF)  
 49ers 28-0 (D)

1953 — Lions 24-21 (D)  
 Lions 14-10 (SF)  
 1954 — 49ers 37-31 (SF)  
 Lions 48-7 (D)  
 1955 — 49ers 27-24 (D)  
 49ers 38-21 (SF)

1956—Lions 20-17 (D)  
 Lions 17-13 (SF)  
 1957—49ers 35-31 (SF)  
 Lions 31-10 (D)  
 Lions 31-27 (SF)\*  
 1958—49ers 24-21 (SF)  
 Lions 35-21 (D)  
 1959—49ers 34-13 (D)  
 49ers 33-7 (SF)  
 1960—49ers 14-10 (D)  
 Lions 24-0 (SF)  
 1961—49ers 49-0 (D)  
 Tie 20-20 (SF)  
 1962—Lions 45-24 (D)  
 Lions 38-24 (SF)  
 1963—Lions 26-3 (D)  
 Lions 45-7 (SF)

1964—Lions 26-17 (SF)  
 Lions 24-7 (D)  
 1965—49ers 27-21 (D)  
 49ers 17-14 (SF)  
 1966—49ers 27-24 (SF)  
 49ers 41-14 (D)  
 1967—Lions 45-3 (SF)  
 1968—49ers 14-7 (D)  
 1969—Lions 26-14 (SF)  
 1970—Lions 28-7 (D)  
 1971—49ers 31-27 (SF)  
 1973—Lions 30-20 (D)  
 1974—Lions 17-13 (D)  
 1975—Lions 28-17 (SF)  
 1977—49ers 28-7 (SF)  
 1978—Lions 33-14 (D)  
 1980—Lions 17-13 (D)

#### 49ers vs. Green Bay Packers

W-21 L-20 T-1

(Pts. — S.F. 872, Green Bay 826)

1950—Packers 25-21 (GB)  
 49ers 30-14 (SF)  
 1951—49ers 31-19 (SF)  
 1952—49ers 24-14 (SF)  
 1953—49ers 37-7 (M)  
 49ers 48-14 (SF)  
 1954—49ers 23-17 (M)  
 49ers 35-0 (SF)  
 1955—Packers 27-21 (M)  
 Packers 28-7 (SF)  
 1956—49ers 17-16 (GB)  
 49ers 38-20 (SF)  
 1957—49ers 24-14 (M)  
 49ers 27-20 (SF)  
 1958—49ers 33-12 (M)  
 49ers 48-21 (SF)  
 1959—Packers 21-20 (GB)  
 Packers 36-14 (SF)  
 1960—Packers 41-14 (M)  
 Packers 13-0 (SF)  
 1961—Packers 30-10 (GB)  
 49ers 22-21 (SF)

1962—Packers 31-13 (M)  
 Packers 31-21 (SF)  
 1963—Packers 28-10 (M)  
 Packers 21-17 (SF)  
 1964—Packers 24-14 (M)  
 49ers 24-14 (SF)  
 1965—Packers 27-10 (GB)  
 Tie 24-24 (SF)  
 1966—49ers 21-20 (SF)  
 Packers 20-7 (M)  
 1967—Packers 13-0 (GB)  
 1968—49ers 27-20 (SF)  
 1969—Packers 14-7 (M)  
 1970—49ers 26-10 (SF)  
 1972—Packers 34-24 (M)  
 1973—49ers 20-6 (SF)  
 1974—49ers 7-6 (SF)  
 1976—49ers 26-14 (GB)  
 1977—Packers 16-14 (GB)  
 1980—Packers 23-16 (M)  
 (M) = Milwaukee

#### 49ers vs. Houston Oilers

W-1 L-2 T-0

(Pts. — Houston 67, S.F. 62)

1970—49ers 30-20 (H)  
 1975—Oilers 27-13 (SF)

1978—Oilers 20-19 (H)

#### 49ers vs. Kansas City Chiefs

W-1 L-1 T-0

(Pts. — S.F. 37, Kansas City 29)

1971—Chiefs 26-17 (SF)

1975—49ers 20-3 (KC)

<b>49ers vs. Los Angeles Rams</b>	<b>W-19</b>	<b>L-41</b>	<b>T-2</b>	<b>(Pts. — L.A. 1,516, S.F. 1,178)</b>
1950 — Rams 35-14 (SF)				1966 — Rams 34-3 (LA)
Rams 28-21 (LA)				49ers 21-13 (SF)
1951 — 49ers 44-17 (SF)				1967 — 49ers 27-24 (LA)
Rams 23-16 (LA)				Rams 17-7 (SF)
1952 — Rams 35-9 (LA)				1968 — Rams 24-10 (LA)
Rams 34-21 (SF)				Tie 20-20 (SF)
1953 — 49ers 31-30 (SF)				1969 — Rams 27-21 (SF)
49ers 31-27 (LA)				Rams 41-30 (LA)
1954 — Tie 24-24 (LA)				1970 — 49ers 20-6 (LA)
Rams 42-34 (SF)				Rams 30-13 (SF)
1955 — Rams 23-14 (SF)				1971 — Rams 20-13 (SF)
Rams 27-14 (LA)				Rams 17-6 (LA)
1956 — 49ers 33-30 (SF)				1972 — Rams 31-7 (LA)
Rams 30-6 (LA)				Rams 26-16 (SF)
1957 — 49ers 23-20 (SF)				1973 — Rams 40-20 (SF)
Rams 37-24 (LA)				Rams 31-13 (LA)
1958 — Rams 33-3 (SF)				1974 — Rams 37-14 (LA)
Rams 56-7 (LA)				Rams 15-13 (SF)
1959 — 49ers 34-0 (SF)				1975 — Rams 23-14 (SF)
49ers 24-16 (LA)				49ers 24-23 (LA)
1960 — 49ers 13-9 (SF)				1976 — 49ers 16-0 (LA)
49ers 23-7 (LA)				Rams 23-3 (SF)
1961 — 49ers 35-0 (SF)				1977 — Rams 34-14 (LA)
Rams 17-7 (LA)				Rams 23-10 (SF)
1962 — Rams 28-14 (SF)				1978 — Rams 27-10 (LA)
49ers 24-17 (LA)				Rams 31-28 (SF)
1963 — Rams 28-21 (LA)				1979 — Rams 27-24 (LA)
Rams 21-17 (SF)				Rams 26-20 (SF)
1964 — Rams 42-14 (LA)				1980 — Rams 48-26 (LA)
49ers 28-7 (SF)				Rams 31-17 (SF)
1965 — 49ers 45-21 (LA)				
49ers 30-27 (SF)				

<b>49ers vs. Miami Dolphins</b>	<b>W-0</b>	<b>L-3</b>	<b>T-0</b>	<b>(Pts. — Miami 57, S.F. 41)</b>
1973 — Dolphins 21-13 (M)				1980 — Dolphins 17-13 (M)
1977 — Dolphins 19-15 (SF)				

<b>49ers vs. Minnesota Vikings</b>	<b>W-10</b>	<b>L-12</b>	<b>T-1</b>	<b>(Pts. — Minnesota 522, S.F. 507)</b>
1961 — 49ers 38-24 (M)				1967 — 49ers 27-21 (M)
49ers 38-28 (SF)				1968 — Vikings 30-20 (SF)
1962 — 49ers 21-7 (SF)				1969 — Vikings 10-7 (M)
49ers 35-12 (M)				† 1970 — 49ers 17-14 (M)
1963 — Vikings 24-20 (SF)				1971 — 49ers 13-9 (M)
Vikings 45-14 (M)				1972 — 49ers 20-17 (SF)
1964 — Vikings 27-22 (SF)				1973 — Vikings 17-13 (SF)
Vikings 24-7 (M)				1975 — Vikings 27-17 (M)
1965 — Vikings 42-41 (SF)				1976 — 49ers 20-16 (SF)
49ers 45-24 (M)				1977 — Vikings 28-27 (M)
1966 — Tie 20-20 (SF)				1979 — Vikings 28-22 (M)
Vikings 28-3 (M)				



<b>49ers vs. New England Patriots</b>	<b>W-2</b>	<b>L-1</b>	<b>T-0</b>	<b>(Pts. — S.F. 64, New England 51)</b>
1971 — 49ers 27-10 (SF)				1980 — 49ers 21-17 (SF)
1975 — Patriots 24-16 (NE)				

<b>49ers vs. New Orleans Saints</b>	<b>W-15</b>	<b>L-7</b>	<b>T-2</b>	<b>(Pts. — S.F. 606, N.O. 439)</b>
1967 — 49ers 27-13 (SF)				1975 — 49ers 35-21 (SF)
1969 — Saints 43-38 (NO)				49ers 16-6 (NO)
1970 — Tie 20-20 (SF)				1976 — 49ers 33-3 (SF)
49ers 38-27 (NO)				49ers 27-7 (NO)
1971 — 49ers 38-20 (NO)				1977 — 49ers 10-7 # (NO)
Saints 26-20 (SF)				49ers 20-17 (SF)
1972 — 49ers 37-2 (NO)				1978 — Saints 14-7 (SF)
Tie 20-20 (SF)				Saints 24-13 (NO)
1973 — 49ers 40-0 (SF)				1979 — Saints 30-21 (SF)
Saints 16-10 (NO)				Saints 31-20 (NO)
1974 — 49ers 17-13 (NO)				1980 — 49ers 26-23 (NO)
49ers 35-21 (SF)				49ers 38-35 # (SF)
				# Overtime

<b>49ers vs. New York Giants</b>	<b>W-3</b>	<b>L-9</b>	<b>T-0</b>	<b>(Pts. — New York 285, S.F. 216)</b>
1952 — Giants 23-14 (NY)				1972 — Giants 23-17 (SF)
1956 — Giants 38-21 (SF)				1975 — Giants 26-23 (SF)
1957 — 49ers 27-17 (NY)				1977 — Giants 20-17 (NY)
1960 — Giants 21-19 (SF)				1978 — Giants 27-10 (NY)
1963 — Giants 48-14 (NY)				1979 — Giants 32-16 (NY)
1968 — 49ers 26-10 (NY)				1980 — 49ers 12-0 (SF)

<b>49ers vs. New York Jets</b>	<b>W-3</b>	<b>L-0</b>	<b>T-0</b>	<b>(Pts. — S.F. 78, New York 54)</b>
1971 — 49ers 24-21 (NY)				1980 — 49ers 32-27 (NY)
1976 — 49ers 17-6 (SF)				

<b>49ers vs. Oakland Raiders</b>	<b>W-1</b>	<b>L-2</b>	<b>T-0</b>	<b>(Pts. — Raiders 72, 49ers 65)</b>
1970 — 49ers 38-7 (O)				1979 — Raiders 23-10 (O)
1974 — Raiders 35-24 (SF)				

<b>49ers vs. Philadelphia Eagles</b>	<b>W-8</b>	<b>L-3</b>	<b>T-1</b>	<b>(Pts. — S.F. 299, Philla. 247)</b>
1951 — Eagles 21-14 (P)				1966 — Eagles 35-34 (SF)
1953 — 49ers 31-21 (SF)				1967 — 49ers 28-27 (P)
1956 — Tie 10-10 (P)				1969 — 49ers 14-13 (SF)
1958 — 49ers 30-24 (P)				1971 — 49ers 31-3 (P)
1959 — 49ers 24-14 (SF)				1973 — 49ers 38-28 (SF)
1964 — 49ers 28-24 (P)				1975 — Eagles 27-17 (P)

<b>49ers vs. Pittsburgh Steelers</b>	<b>W-5</b>	<b>L-5</b>	<b>T-0</b>	<b>(Pts. — Pittsburgh 224, S.F. 192)</b>
1951 — 49ers 28-24 (P)				1965 — 49ers 27-17 (SF)
1952 — Steelers 24-7 (SF)				1968 — 49ers 45-28 (P)
1954 — 49ers 31-3 (SF)				1973 — Steelers 37-14 (SF)
1958 — 49ers 23-20 (SF)				1977 — Steelers 27-0 (P)
1961 — Steelers 20-10 (P)				1978 — Steelers 24-7 (SF)

<b>49ers vs. St. Louis Cardinals</b>	<b>W-4</b>	<b>L-7</b>	<b>T-0</b>	<b>(Pts. — St. Louis 225, S.F. 202)</b>
1951 — Cardinals 27-21 (SF)				1976 — Cardinals 23-20#
1957 — Cardinals 20-10 (SF)				(St.L.)
1962 — 49ers 24-17 (St.L.)				1978 — Cardinals 16-10 (SF)
1964 — Cardinals 23-13 (SF)				1979 — Cardinals 13-10 (St.L.)
1968 — 49ers 35-17 (SF)				1980 — 49ers 24-21# (SF)
1971 — 49ers 26-14 (St.L.)				#Overtime
1974 — Cardinals 34-9 (SF)				
<b>49ers vs. San Diego Chargers</b>	<b>W-1</b>	<b>L-2</b>	<b>T-0</b>	<b>(Pts. — S.F. 50, San Diego 47)</b>
1972 — 49ers 34-3 (SF)				1979 — Chargers 31-9 (SD)
1976 — Chargers 13-7# (SD)				#Overtime
<b>49ers vs. Seattle Seahawks</b>	<b>W-1</b>	<b>L-1</b>	<b>T-0</b>	<b>(Pts. — S.F. 61, Seattle 56)</b>
1976 — 49ers 37-21 (S)				1979 — Seahawks 35-24 (SF)
<b>49ers vs. Tampa Bay Buccaneers</b>	<b>W-3</b>	<b>L-1</b>	<b>T-0</b>	<b>(Pts. — S.F. 72, Tampa Bay 44)</b>
1977 — 49ers 20-10 (SF)				1979 — 49ers 23-7 (SF)
1978 — 49ers 6-3 (SF)				1980 — Bucs 24-23 (SF)
<b>49ers vs. Washington Redskins</b>	<b>W-5</b>	<b>L-5</b>	<b>T-1</b>	<b>(Pts. — S.F. 244, Washington 214)</b>
1952 — 49ers 23-17 (W)				1970 — 49ers 26-17 (SF)
1954 — 49ers 41-7 (SF)				†1971 — 49ers 24-20 (SF)
1955 — Redskins 7-0 (W)				1973 — Redskins 33-9 (W)
1961 — 49ers 35-3 (SF)				1976 — Redskins 24-21 (SF)
1967 — Redskins 31-28 (W)				1978 — Redskins 38-20 (W)
1969 — Tie 17-17 (SF)				†NFC Divisional Playoff Game

## Nomellini

Former San Francisco 49er tackle Leo "The Lion" Nomellini is a member of Pro Football's Hall of Fame, but he also has another distinction. He is the only player ever to make All-Pro both on offense and defense since two-platoon all-stars have been selected. Nomellini was an All-Pro choice on offense in 1951 and 1952, then switched to defense and was an All-Pro selection in 1953, 1954, 1957 and 1959. Leo also played in 10 Pro Bowl games, two on offense, eight on defense.

# 49ers' All-Time Standings

## ALL-AMERICAN CONFERENCE

	W	L	T	Pct.	Pts.	Opp. Pts.	Div. Stdg.
1946	9	5	0	.643	307	189	2nd
1947	8	4	2	.667	327	264	2nd
1948	12	2	0	.857	495	248	2nd
1949	9	3	0	.750	416	227	*
<b>TOTALS</b>	<b>38</b>	<b>14</b>	<b>2</b>	<b>.731</b>	<b>1545</b>	<b>928</b>	

\*AAC had round-robin schedule.

San Francisco lost championship playoff to Cleveland, 21-7.

## NATIONAL FOOTBALL LEAGUE

	W	L	T	Pct.	Pts.	Opp. Pts.	Div. Stdg.
1950	3	9	0	.250	213	300	Tied 5th
1951	7	4	1	.636	255	205	Tied 2nd
1952	7	5	0	.583	285	221	3rd
1953	9	3	0	.750	372	237	2nd
1954	7	4	1	.636	313	251	3rd
1955	4	8	0	.333	216	298	5th
1956	5	6	1	.455	233	284	3rd
1957	8	4	0	.667	260	264	† Tied 1st
1958	6	6	0	.500	257	324	4th
1959	7	5	0	.583	255	237	Tied 3rd
1960	7	5	0	.583	208	205	Tied 2nd
1961	7	6	1	.538	346	272	5th
1962	6	8	0	.428	282	331	5th
1963	2	12	0	.143	198	391	7th
1964	4	10	0	.285	236	330	7th
1965	7	6	1	.538	421	402	4th
1966	6	6	2	.500	320	325	4th
1967	7	7	0	.500	273	337	3rd
1968	7	6	1	.538	303	310	3rd
1969	4	8	2	.333	277	319	4th
1970	10	3	1	.714	352	267	1st
1971	9	5	0	.643	300	216	1st
1972	8	5	1	.607	353	249	1st
1973	5	9	0	.357	262	319	Tied 3rd
1974	6	8	0	.428	226	236	2nd
1975	5	9	0	.357	255	286	2nd
1976	8	6	0	.570	270	190	2nd
1977	5	9	0	.357	220	260	3rd
1978	2	14	0	.125	219	350	4th
1979	2	14	0	.125	308	416	4th
1980	6	10	0	.375	320	415	3rd
<b>TOTALS</b>	<b>186</b>	<b>220</b>	<b>12</b>	<b>.459</b>	<b>8608</b>	<b>9047</b>	

† Lost Western Conference Playoff to Detroit (31-27)

## Hall of Fame

Three members of San Francisco's "Million Dollar Backfield" of the mid-1950's are enshrined in Pro Football's Hall of Fame. They are Y.A. Tittle, Joe Perry and Hugh McElhenny. Another member of that same team, tackle Leo Nomellini, also is a member of the Hall of Fame.

SF NFL ALL-TIME STANDINGS



# ALL-TIME NFL STANDINGS

## 1921

Teams	W	L	T	Pct.
Chicago Staleys	10	1	1	.909
Buffalo All-Americans	9	1	2	.900
Akron, Ohio, Pros	7	2	1	.778
Green Bay Packers	6	2	2	.750
Canton, Ohio, Bulldogs	4	3	3	.571
Dayton Triangles	4	3	1	.571
Rock Island Independents	5	4	1	.556
Chicago Cardinals	2	3	2	.400
Cleveland Indians	2	6	0	.250
Rochester Jeffersons	2	6	0	.250
Detroit Heralds	1	7	1	.125
Columbus Panhandles	0	6	0	.000
Cincinnati Celts	0	8	0	.000

## 1922

Teams	W	L	T	Pct.
Canton, Ohio, Bulldogs	10	0	2	1.000
Chicago Bears	9	3	0	.750
Chicago Cardinals	8	3	0	.727
Toledo Maroons	5	2	2	.714
Rock Island Independents	4	2	1	.667
Dayton Triangles	4	3	1	.571
Green Bay Packers	4	3	3	.571
Racine, Wis., Legion	5	4	1	.556
Akron, Ohio, Pros	3	4	2	.429
Buffalo All-Americans	3	4	1	.429
Milwaukee Badgers	2	4	3	.333
Marion, O., Oorang Indians	2	6	0	.250
Minneapolis Marines	1	3	0	.250
Evansville Crimson Giants	0	2	0	.000
Louisville Brecks	0	3	0	.000
Rochester Jeffersons	0	3	1	.000
Hammond, Ind., Pros	0	4	1	.000
Columbus Panhandles	0	7	0	.000

## 1923

Teams	W	L	T	Pct.
Canton, Ohio, Bulldogs	11	0	1	1.000
Chicago Bears	9	2	1	.818
Green Bay Packers	7	2	1	.778
Milwaukee Badgers	7	2	3	.778
Cleveland Indians	3	1	3	.750
Chicago Cardinals	8	4	0	.667
Duluth Kelleys	4	3	0	.571
Buffalo All-Americans	5	4	3	.556
Columbus Tigers	5	4	1	.556
Racine, Wis., Legion	4	4	2	.500
Toledo Maroons	2	3	2	.400
Rock Island Independents	2	3	3	.400
Minneapolis Marines	2	5	2	.286
St. Louis All-Stars	1	4	2	.200
Hammond, Ind., Pros	1	5	1	.167
Dayton Triangles	1	6	1	.143
Akron, Ohio, Indians	1	6	0	.143
Marion, O., Oorang Indians	1	10	0	.091
Rochester Jeffersons	0	2	0	.000
Louisville Brecks	0	3	0	.000

## 1924

Teams	W	L	T	Pct.
Cleveland Bulldogs	7	1	1	.875
Chicago Bears	6	1	4	.857
Frankford Yellowjackets	11	2	1	.846
Duluth Kelleys	5	1	0	.833
Rock Island Independents	6	2	2	.750
Green Bay Packers	8	4	0	.667
Buffalo Bisons	6	4	0	.600
Racine, Wis., Legion	4	3	3	.571
Chicago Cardinals	5	4	1	.556
Columbus Tigers	4	4	0	.500
Hammond, Ind., Pros	2	2	1	.500
Milwaukee Badgers	5	8	0	.385
Dayton Triangles	2	7	0	.222
Kansas City Cowboys	2	7	0	.222
Akron, Ohio, Indians	1	6	0	.143
Kenosha, Wis., Maroons	0	5	1	.000
Minneapolis Marines	0	6	0	.000
Rochester Jeffersons	0	7	0	.000

## 1925

Teams	W	L	T	Pct.
Chicago Cardinals	11	2	1	.846
Pottsville, Pa., Maroons	10	2	0	.833
Detroit Panthers	8	2	2	.800
New York Giants	8	4	0	.667
Akron, Ohio, Indians	4	2	2	.667
Frankford Yellowjackets	13	7	0	.650
Chicago Bears	9	5	3	.643
Rock Island Independents	5	3	3	.625
Green Bay Packers	8	5	0	.615
Providence Steamroller	6	5	1	.545
Canton, Ohio, Bulldogs	4	4	0	.500
Cleveland Bulldogs	5	8	1	.385
Kansas City Cowboys	2	5	1	.286
Hammond, Ind., Pros	1	3	0	.250
Buffalo Bisons	1	6	2	.143
Duluth Kelleys	0	3	0	.000
Rochester Jeffersons	0	6	1	.000
Milwaukee Badgers	0	6	0	.000
Dayton Triangles	0	7	1	.000
Columbus Tigers	0	9	0	.000

## 1926

Teams	W	L	T	Pct.
Frankford Yellowjackets	14	1	1	.993
Chicago Bears	12	1	3	.923
Pottsville, Pa., Maroons	10	2	1	.833
Kansas City Cowboys	8	3	1	.727
Green Bay Packers	7	3	3	.700
Los Angeles Buccaneers	6	3	1	.667
New York Giants	8	4	1	.667
Duluth Eskimos	6	5	2	.545
Buffalo Rangers	4	4	2	.500
Chicago Cardinals	5	6	1	.455
Providence Steamroller	5	7	0	.417
Detroit Panthers	4	6	2	.400
Hartford Blues	3	7	0	.300

Brooklyn Lions	3	8	0	.273
Milwaukee Badgers	2	7	0	.222
Akron, Ohio, Indians	1	4	3	.200
Dayton Triangles	1	4	1	.200
Racine, Wis., Legion	1	4	0	.200
Columbus Tigers	1	6	0	.143
Canton, Ohio, Bulldogs	1	9	3	.100
Hammond, Ind., Pros	0	4	0	.000
Louisville Colonels	0	4	0	.000

## 1927

Teams	W	L	T	Pct.
New York Giants	11	1	1	.917
Green Bay Packers	7	2	1	.778
Chicago Bears	9	3	2	.750
Cleveland Bulldogs	8	4	1	.667
Providence Steamroller	8	5	1	.615
New York Yankees	7	8	1	.467
Frankford Yellowjackets	6	9	3	.400
Pottsville, Pa., Maroons	5	8	0	.385
Chicago Cardinals	3	7	1	.300
Dayton Triangles	1	6	1	.143
Duluth Eskimos	1	8	0	.111
Buffalo Bisons	0	5	0	.000

## 1928

Teams	W	L	T	Pct.
Providence Steamroller	8	1	2	.889
Frankford Yellowjackets	11	3	2	.786
Detroit Wolverines	7	2	1	.778
Green Bay Packers	6	4	3	.600
Chicago Bears	7	5	1	.583
New York Giants	4	7	2	.364
New York Yankees	4	8	1	.333
Pottsville, Pa., Maroons	2	8	0	.200
Chicago Cardinals	1	5	0	.167
Dayton Triangles	0	7	0	.000

## 1929

Teams	W	L	T	Pct.
Green Bay Packers	12	0	1	1.000
New York Giants	13	1	1	.929
Frankford Yellowjackets	9	4	5	.692
Chicago Cardinals	6	6	1	.500
Boston Bulldogs	4	4	0	.500

Orange, N.J. Tornadoes	3	4	4	.429
Stapleton Stapes	3	4	3	.429
Providence Steamroller	4	6	2	.400
Chicago Bears	4	9	2	.308
Buffalo Bisons	1	7	1	.125
Minneapolis Red Jackets	1	9	0	.100
Dayton Triangles	0	6	0	.000

## 1930

Teams	W	L	T	Pct.
Green Bay Packers	10	3	1	.769
New York Giants	13	4	0	.765
Chicago Bears	9	4	1	.692
Brooklyn Dodgers	7	4	1	.636
Providence Steamroller	6	4	1	.600
Stapleton Stapes	5	5	2	.500
Chicago Cardinals	5	6	2	.455
Portsmouth, O., Spartans	5	6	3	.455
Frankford Yellowjackets	4	14	1	.222
Minneapolis Red Jackets	1	7	1	.125
Newark Tornadoes	1	10	1	.091

## 1931

Teams	W	L	T	Pct.
Green Bay Packers	12	2	0	.857
Portsmouth, O., Spartans	11	3	0	.786
Chicago Bears	8	5	0	.615
Chicago Cardinals	5	4	0	.556
New York Giants	7	6	1	.538
Providence Steamroller	4	4	3	.500
Stapleton Stapes	4	6	1	.400
Cleveland Indians	2	8	0	.200
Brooklyn Dodgers	2	12	0	.143
Frankford Yellowjackets	1	6	1	.143

## 1932

Teams	W	L	T	Pct.
Chicago Bears	7	1	6	.875
Green Bay Packers	10	3	1	.769
Portsmouth, O., Spartans	6	2	4	.750
Boston Braves	4	4	2	.500
New York Giants	4	6	2	.400
Brooklyn Dodgers	3	9	0	.250
Chicago Cardinals	2	6	2	.250
Stapleton Stapes	2	7	3	.222

## 1933

### EASTERN DIVISION

Team	W	L	T	Pct.	Pts.	OP
N.Y. Giants	11	3	0	.786	244	101
Brooklyn	5	4	1	.556	93	54
Boston	5	5	2	.500	103	97
Philadelphia	3	5	1	.375	77	158
Pittsburgh	3	6	2	.333	67	208
NFL championship: Chi. Bears 23, N.Y. Giants 21						

### WESTERN DIVISION

Team	W	L	T	Pct.	Pts.	OP
Chi. Bears	10	2	1	.833	133	82
Portsmouth	6	5	0	.545	128	87
Green Bay	5	7	1	.417	170	107
Cincinnati	3	6	1	.333	38	110
Chi. Cardinals	1	9	1	.100	52	101

## 1934

## EASTERN DIVISION

Team	W	L	T	Pct.	Pts.	OP
N.Y. Giants	8	5	0	.615	147	107
Boston	6	6	0	.500	107	94
Brooklyn	4	7	0	.364	61	153
Philadelphia	4	7	0	.364	127	85
Pittsburgh	2	10	0	.167	51	206

## WESTERN DIVISION

Team	W	L	T	Pct.	Pts.	OP
Chi. Bears	13	0	0	1.000	286	86
Detroit	10	3	0	.769	238	59
Green Bay	7	6	0	.538	156	112
Chi. Cardinals	5	6	0	.455	80	84
St. Louis	1	2	0	.333	27	61
Cincinnati	0	8	0	.000	10	243

NFL championship: N.Y. Giants 30, Chi. Bears 13

## 1935

## EASTERN DIVISION

Team	W	L	T	Pct.	Pts.	OP
N.Y. Giants	9	3	0	.750	180	96
Brooklyn	5	6	1	.455	90	141
Pittsburgh	4	8	0	.333	100	209
Boston	2	8	1	.200	65	123
Philadelphia	2	9	0	.182	60	179

## WESTERN DIVISION

Team	W	L	T	Pct.	Pts.	OP
Detroit	7	3	2	.700	191	111
Green Bay	8	4	0	.667	181	96
Chi. Bears	6	4	2	.600	192	106
Chi. Cardinals	6	4	2	.600	99	97

NFL championship: Detroit 26, N.Y. Giants 7

One game between Boston and Philadelphia was canceled.

## 1936

## EASTERN DIVISION

Team	W	L	T	Pct.	Pts.	OP
Boston	7	5	0	.583	149	110
Pittsburgh	6	6	0	.500	98	187
N.Y. Giants	5	6	1	.455	115	163
Brooklyn	3	8	1	.273	92	161
Philadelphia	1	11	0	.083	51	206

NFL championship: Green Bay 21, Boston 6

## WESTERN DIVISION

Team	W	L	T	Pct.	Pts.	OP
Green Bay	10	1	1	.909	248	118
Chi. Bears	9	3	0	.750	222	94
Detroit	8	4	0	.667	235	102
Chi. Cardinals	3	8	1	.273	74	143

## 1937

## EASTERN DIVISION

Team	W	L	T	Pct.	Pts.	OP
Washington	8	3	0	.727	195	120
N.Y. Giants	6	3	2	.667	128	109
Pittsburgh	4	7	0	.364	122	145
Brooklyn	3	7	1	.300	82	174
Philadelphia	2	8	1	.200	86	177

NFL championship: Washington 28, Chi. Bears 21

## WESTERN DIVISION

Team	W	L	T	Pct.	Pts.	OP
Chi. Bears	9	1	1	.900	201	100
Green Bay	7	4	0	.636	220	122
Detroit	7	4	0	.636	180	105
Chi. Cardinals	5	5	1	.500	135	165
Cleveland	1	10	0	.091	75	207

## 1938

## EASTERN DIVISION

Team	W	L	T	Pct.	Pts.	OP
N.Y. Giants	8	2	1	.800	194	79
Washington	6	3	2	.667	148	154
Brooklyn	4	4	3	.500	131	161
Philadelphia	5	6	0	.455	154	164
Pittsburgh	2	9	0	.182	79	169

NFL championship: N.Y. Giants 23, Green Bay 17

## WESTERN DIVISION

Team	W	L	T	Pct.	Pts.	OP
Green Bay	8	3	0	.727	223	118
Detroit	7	4	0	.636	119	108
Chi. Bears	6	5	0	.545	194	148
Cleveland	4	7	0	.364	131	215
Chi. Cardinals	2	9	0	.182	111	168

## 1939

## EASTERN DIVISION

Team	W	L	T	Pct.	Pts.	OP
N.Y. Giants	9	1	1	.900	168	85
Washington	8	2	1	.800	242	94
Brooklyn	4	6	1	.400	108	219
Philadelphia	1	9	1	.100	105	200
Pittsburgh	1	9	1	.100	114	216

NFL championship: Green Bay 27, N.Y. Giants 0

## WESTERN DIVISION

Team	W	L	T	Pct.	Pts.	OP
Green Bay	9	2	0	.818	233	153
Chi. Bears	8	3	0	.727	298	157
Detroit	6	5	0	.545	145	150
Cleveland	5	5	1	.500	195	164
Chi. Cardinals	1	10	0	.091	84	254

# 1940

## EASTERN DIVISION

Team	W	L	T	Pct.	Pts.	OP
Washington	9	2	0	.818	245	142
Brooklyn	8	3	0	.727	186	120
N.Y. Giants	6	4	1	.600	131	133
Pittsburgh	2	7	2	.222	60	178
Philadelphia	1	10	0	.091	111	211

NFL championship: Chi. Bears 73, Washington 0

## WESTERN DIVISION

Team	W	L	T	Pct.	Pts.	OP
Chi. Bears	8	3	0	.727	238	152
Green Bay	6	4	1	.600	238	155
Detroit	5	5	1	.500	138	153
Cleveland	4	6	1	.400	171	191
Chi. Cardinals	2	7	2	.222	139	222

# 1941

## EASTERN DIVISION

Team	W	L	T	Pct.	Pts.	OP
N.Y. Giants	8	3	0	.727	238	114
Brooklyn	7	4	0	.636	158	127
Washington	6	5	0	.545	176	174
Philadelphia	2	8	1	.200	119	218
Pittsburgh	1	9	1	.100	103	276

Western Division playoff: Chi. Bears 33, Green Bay 14

NFL championship: Chi. Bears 37, N.Y. Giants 9

## WESTERN DIVISION

Team	W	L	T	Pct.	Pts.	OP
Chi. Bears	10	1	0	.909	396	147
Green Bay	10	1	0	.909	258	120
Detroit	4	6	1	.400	121	195
Chi. Cardinals	3	7	1	.300	127	197
Cleveland	2	9	0	.182	116	244

# 1942

## EASTERN DIVISION

Team	W	L	T	Pct.	Pts.	OP
Washington	10	1	0	.909	227	102
Pittsburgh	7	4	0	.636	167	119
N.Y. Giants	5	5	1	.500	155	139
Brooklyn	3	8	0	.273	100	168
Philadelphia	2	9	0	.182	134	239

NFL championship: Washington 14, Chi. Bears 6

## WESTERN DIVISION

Team	W	L	T	Pct.	Pts.	OP
Chi. Bears	11	0	0	1.000	376	84
Green Bay	8	2	1	.800	300	215
Cleveland	5	6	0	.455	150	207
Chi. Cardinals	3	8	0	.273	98	209
Detroit	0	11	0	.000	38	263

# 1943

## EASTERN DIVISION

Team	W	L	T	Pct.	Pts.	OP
Washington	6	3	1	.667	229	137
N.Y. Giants	6	3	1	.667	197	170
Phil-Pitt	5	4	1	.556	225	230
Brooklyn	2	8	0	.200	65	234

Eastern Division playoff: Washington 28, N.Y. Giants 0

NFL championship: Chi. Bears 41, Washington 21

## WESTERN DIVISION

Team	W	L	T	Pct.	Pts.	OP
Chi. Bears	8	1	1	.889	303	157
Green Bay	7	2	1	.778	264	172
Detroit	3	6	1	.333	178	218
Chi. Cardinals	0	10	0	.000	95	238

# 1944

## EASTERN DIVISION

Team	W	L	T	Pct.	Pts.	OP
N.Y. Giants	8	1	1	.889	206	75
Philadelphia	7	1	2	.875	267	131
Washington	6	3	1	.667	169	180
Boston	2	8	0	.200	82	233
Brooklyn	0	10	0	.000	69	166

NFL championship: Green Bay 14, N.Y. Giants 7

## WESTERN DIVISION

Team	W	L	T	Pct.	Pts.	OP
Green Bay	8	2	0	.800	238	141
Chi. Bears	6	3	1	.667	258	172
Detroit	6	3	1	.667	216	151
Cleveland	4	6	0	.400	188	224
Card-Pitt	0	10	0	.000	108	328

# 1945

## EASTERN DIVISION

Team	W	L	T	Pct.	Pts.	OP
Washington	8	2	0	.800	209	121
Philadelphia	7	3	0	.700	272	133
N.Y. Giants	3	6	1	.333	179	198
Boston	3	6	1	.333	123	211
Pittsburgh	2	8	0	.200	79	220

NFL championship: Cleveland 15, Washington 14

## WESTERN DIVISION

Team	W	L	T	Pct.	Pts.	OP
Cleveland	9	1	0	.900	244	136
Detroit	7	3	0	.700	195	194
Green Bay	6	4	0	.600	258	173
Chi. Bears	3	7	0	.300	192	235
Chi. Cardinals	1	9	0	.100	98	228



# 1946

## EASTERN DIVISION

Team	W	L	T	Pct.	Pts.	OP
N.Y. Giants	7	3	1	.700	236	162
Philadelphia	6	5	0	.545	231	220
Washington	5	5	1	.500	171	191
Pittsburgh	5	5	1	.500	136	117
Boston	2	8	1	.200	189	273

NFL championship: Chi. Bears 24, N.Y. Giants 14

## WESTERN DIVISION

Team	W	L	T	Pct.	Pts.	OP
Chi. Bears	8	2	1	.800	289	193
Los Angeles	6	4	1	.600	277	257
Green Bay	6	5	0	.545	148	158
Chi. Cardinals	6	5	0	.545	260	198
Detroit	1	10	0	.091	142	310

# 1947

## EASTERN DIVISION

Team	W	L	T	Pct.	Pts.	OP
Philadelphia	8	4	0	.667	308	242
Pittsburgh	8	4	0	.667	240	259
Boston	4	7	1	.364	168	256
Washington	4	8	0	.333	295	367
N.Y. Giants	2	8	2	.200	190	209

Eastern Division playoff: Philadelphia 21, Pittsburgh 0

NFL championship: Chi. Cardinals 28, Philadelphia 21

## WESTERN DIVISION

Team	W	L	T	Pct.	Pts.	OP
Chi. Cardinals	9	3	0	.750	306	231
Chi. Bears	8	4	0	.667	363	241
Green Bay	6	5	1	.545	274	210
Los Angeles	6	6	0	.500	259	214
Detroit	3	9	0	.250	231	305

# 1948

## EASTERN DIVISION

Team	W	L	T	Pct.	Pts.	OP
Philadelphia	9	2	1	.818	376	156
Washington	7	5	0	.583	291	287
N.Y. Giants	4	8	0	.333	297	388
Pittsburgh	4	8	0	.333	200	243
Boston	3	9	0	.250	174	372

NFL championship: Philadelphia 7, Chi. Cardinals 0

## WESTERN DIVISION

Team	W	L	T	Pct.	Pts.	OP
Chi. Cardinals	11	1	0	.917	395	226
Chi. Bears	10	2	0	.833	375	151
Los Angeles	6	5	1	.545	327	269
Green Bay	3	9	0	.250	154	290
Detroit	2	10	0	.167	200	407

# 1949

## EASTERN DIVISION

Team	W	L	T	Pct.	Pts.	OP
Philadelphia	11	1	0	.917	364	134
Pittsburgh	6	5	1	.545	224	214
N.Y. Giants	6	6	0	.500	287	298
Washington	4	7	1	.364	268	339
N.Y. Bulldogs	1	10	1	.091	153	368

NFL championship: Philadelphia 14, Los Angeles 0

## WESTERN DIVISION

Team	W	L	T	Pct.	Pts.	OP
Los Angeles	8	2	2	.800	360	239
Chi. Bears	9	3	0	.750	332	218
Chi. Cardinals	6	5	1	.545	360	301
Detroit	4	8	0	.333	237	259
Green Bay	2	10	0	.167	114	329

# 1950

## AMERICAN CONFERENCE

Team	W	L	T	Pct.	Pts.	OP
Cleveland	10	2	0	.833	310	144
N.Y. Giants	10	2	0	.833	268	150
Philadelphia	6	6	0	.500	254	141
Pittsburgh	6	6	0	.500	180	195
Chi. Cardinals	5	7	0	.417	233	287
Washington	3	9	0	.250	232	326

American Conference playoff: Cleveland 8, N.Y. Giants 3

National Conference playoff: Los Angeles 24, Chi. Bears 14

NFL championship: Cleveland 30, Los Angeles 28

## NATIONAL CONFERENCE

Team	W	L	T	Pct.	Pts.	OP
Los Angeles	9	3	0	.750	466	309
Chi. Bears	9	3	0	.750	279	207
N.Y. Yanks	7	5	0	.583	366	367
Detroit	6	6	0	.500	321	285
Green Bay	3	9	0	.250	244	406
San Francisco	3	9	0	.250	213	300
Baltimore	1	11	0	.083	213	462

## 1951

## AMERICAN CONFERENCE

Team	W	L	T	Pct.	Pts.	OP
Cleveland	11	1	0	.917	331	152
N.Y. Giants	9	2	1	.818	254	161
Washington	5	7	0	.417	183	296
Pittsburgh	4	7	1	.364	183	235
Philadelphia	4	8	0	.333	234	264
Chi. Cardinals	3	9	0	.250	210	287

NFL championship: Los Angeles 24, Cleveland 17

## NATIONAL CONFERENCE

Team	W	L	T	Pct.	Pts.	OP
Los Angeles	8	4	0	.667	392	261
Detroit	7	4	1	.636	336	259
<b>San Francisco</b>	<b>7</b>	<b>4</b>	<b>1</b>	<b>.636</b>	<b>255</b>	<b>205</b>
Chi. Bears	7	5	0	.583	286	282
Green Bay	3	9	0	.250	254	375
N.Y. Yanks	1	9	2	.100	241	382

## 1952

## AMERICAN CONFERENCE

Team	W	L	T	Pct.	Pts.	OP
Cleveland	8	4	0	.667	310	213
N.Y. Giants	7	5	0	.583	234	231
Philadelphia	7	5	0	.583	252	271
Pittsburgh	5	7	0	.417	300	273
Chi. Cardinals	4	8	0	.333	172	221
Washington	4	8	0	.333	240	287

National Conference playoff: Detroit 31, Los Angeles 21  
NFL championship: Detroit 17, Cleveland 7

## NATIONAL CONFERENCE

Team	W	L	T	Pct.	Pts.	OP
Detroit	9	3	0	.750	344	192
Los Angeles	9	3	0	.750	349	234
<b>San Francisco</b>	<b>7</b>	<b>5</b>	<b>0</b>	<b>.583</b>	<b>285</b>	<b>221</b>
Green Bay	6	6	0	.500	295	312
Chi. Bears	5	7	0	.417	245	326
Dallas	1	11	0	.083	182	427

## 1953

## EASTERN DIVISION

Team	W	L	T	Pct.	Pts.	OP
Cleveland	11	1	0	.917	348	162
Philadelphia	7	4	1	.636	352	215
Washington	6	5	1	.545	208	215
Pittsburgh	6	6	0	.500	211	263
N.Y. Giants	3	9	0	.250	179	277
Chi. Cardinals	1	10	1	.091	190	337

NFL championship: Detroit 17, Cleveland 16

## WESTERN DIVISION

Team	W	L	T	Pct.	Pts.	OP
Detroit	10	2	0	.833	271	205
<b>San Francisco</b>	<b>9</b>	<b>3</b>	<b>0</b>	<b>.750</b>	<b>372</b>	<b>237</b>
Los Angeles	8	3	1	.727	366	236
Chi. Bears	3	8	1	.273	218	262
Baltimore	3	9	0	.250	182	350
Green Bay	2	9	1	.182	200	338

## 1954

## EASTERN DIVISION

Team	W	L	T	Pct.	Pts.	OP
Cleveland	9	3	0	.750	336	162
Philadelphia	7	4	1	.636	284	230
N.Y. Giants	7	5	0	.583	293	184
Pittsburgh	5	7	0	.417	219	263
Washington	3	9	0	.250	207	432
Chi. Cardinals	2	10	0	.167	183	347

NFL championship: Cleveland 56, Detroit 10

## WESTERN DIVISION

Team	W	L	T	Pct.	Pts.	OP
Detroit	9	2	1	.818	337	189
Chi. Bears	8	4	0	.667	301	279
<b>San Francisco</b>	<b>7</b>	<b>4</b>	<b>1</b>	<b>.636</b>	<b>313</b>	<b>251</b>
Los Angeles	6	5	1	.545	314	285
Green Bay	4	8	0	.333	234	251
Baltimore	3	9	0	.250	131	279

## 1955

## EASTERN DIVISION

Team	W	L	T	Pct.	Pts.	OP
Cleveland	9	2	1	.818	349	218
Washington	8	4	0	.667	246	222
N.Y. Giants	6	5	1	.545	267	223
Chi. Cardinals	4	7	1	.364	224	252
Philadelphia	4	7	1	.364	248	231
Pittsburgh	4	8	0	.333	195	285

NFL championship: Cleveland 38, Los Angeles 14

## WESTERN DIVISION

Team	W	L	T	Pct.	Pts.	OP
Los Angeles	8	3	1	.727	260	231
Chi. Bears	8	4	0	.667	294	251
Green Bay	6	6	0	.500	258	276
Baltimore	5	6	1	.455	214	239
<b>San Francisco</b>	<b>4</b>	<b>8</b>	<b>0</b>	<b>.333</b>	<b>216</b>	<b>298</b>
Detroit	3	9	0	.250	230	275

## 1956

## EASTERN DIVISION

Team	W	L	T	Pct.	Pts.	OP
N.Y. Giants	8	3	1	.727	264	197
Chi. Cardinals	7	5	0	.583	240	182
Washington	6	6	0	.500	183	225
Cleveland	5	7	0	.417	167	177
Pittsburgh	5	7	0	.417	217	250
Philadelphia	3	8	1	.273	143	215

NFL championship: N.Y. Giants 47, Chi. Bears 7

## WESTERN DIVISION

Team	W	L	T	Pct.	Pts.	OP
Chi. Bears	9	2	1	.818	363	246
Detroit	9	3	0	.750	300	188
<b>San Francisco</b>	<b>5</b>	<b>6</b>	<b>1</b>	<b>.455</b>	<b>233</b>	<b>284</b>
Baltimore	5	7	0	.417	270	322
Green Bay	4	8	0	.333	264	342
Los Angeles	4	8	0	.333	291	307

## 1957

## EASTERN DIVISION

Team	W	L	T	Pct.	Pts.	OP
Cleveland	9	2	1	.818	269	172
N.Y. Giants	7	5	0	.583	254	211
Pittsburgh	6	6	0	.500	161	178
Washington	5	6	1	.455	251	230
Philadelphia	4	8	0	.333	173	230
Chi. Cardinals	3	9	0	.250	200	299

## WESTERN DIVISION

Team	W	L	T	Pct.	Pts.	OP
Detroit	8	4	0	.667	251	231
<b>San Francisco</b>	<b>8</b>	<b>4</b>	<b>0</b>	<b>.667</b>	<b>260</b>	<b>264</b>
Baltimore	7	5	0	.583	303	235
Los Angeles	6	6	0	.500	307	278
Chi. Bears	5	7	0	.417	203	211
Green Bay	3	9	0	.250	218	311

Western Conference playoff: Detroit 31, San Francisco 27

NFL championship: Detroit 59, Cleveland 14

## 1958

## EASTERN DIVISION

Team	W	L	T	Pct.	Pts.	OP
N.Y. Giants	9	3	0	.750	246	183
Cleveland	9	3	0	.750	302	217
Pittsburgh	7	4	1	.636	261	230
Washington	4	7	1	.364	214	268
Chi. Cardinals	2	9	1	.182	261	356
Philadelphia	2	9	1	.182	235	306

## WESTERN DIVISION

Team	W	L	T	Pct.	Pts.	OP
Baltimore	9	3	0	.750	381	203
Chi. Bears	8	4	0	.667	298	230
Los Angeles	8	4	0	.667	344	278
<b>San Francisco</b>	<b>6</b>	<b>6</b>	<b>0</b>	<b>.500</b>	<b>257</b>	<b>324</b>
Detroit	4	7	1	.364	261	276
Green Bay	1	10	1	.091	183	382

Eastern Conference playoff: N.Y. Giants 10, Cleveland 0

NFL championship: Baltimore 23, N.Y. Giants 17, sudden death overtime

## 1959

## EASTERN DIVISION

Team	W	L	T	Pct.	Pts.	OP
N.Y. Giants	10	2	0	.833	284	170
Cleveland	7	5	0	.583	270	214
Philadelphia	7	5	0	.583	268	278
Pittsburgh	6	5	1	.545	257	216
Washington	3	9	0	.250	185	350
Chi. Cardinals	2	10	0	.167	234	324

## WESTERN DIVISION

Team	W	L	T	Pct.	Pts.	OP
Baltimore	9	3	0	.750	374	251
Chi. Bears	8	4	0	.667	252	196
Green Bay	7	5	0	.583	248	246
<b>San Francisco</b>	<b>7</b>	<b>5</b>	<b>0</b>	<b>.583</b>	<b>255</b>	<b>237</b>
Detroit	3	8	1	.273	203	275
Los Angeles	2	10	0	.167	242	315

NFL championship: Baltimore 31, N.Y. Giants 16

## 1960 NFL

## EASTERN DIVISION

Team	W	L	T	Pct.	Pts.	OP
Philadelphia	10	2	0	.833	321	246
Cleveland	8	3	1	.727	362	217
N.Y. Giants	6	4	2	.600	271	261
St. Louis	6	5	1	.545	288	230
Pittsburgh	5	6	1	.455	240	275
Washington	1	9	2	.100	178	309

## WESTERN DIVISION

Team	W	L	T	Pct.	Pts.	OP
Green Bay	8	4	0	.667	332	209
Detroit	7	5	0	.583	239	212
<b>San Francisco</b>	<b>7</b>	<b>5</b>	<b>0</b>	<b>.583</b>	<b>208</b>	<b>205</b>
Baltimore	6	6	0	.500	288	234
Chicago	5	6	1	.455	194	299
L.A. Rams	4	7	1	.364	265	297
Dall. Cowboys	0	11	1	.000	177	369

NFL championship: Philadelphia 17, Green Bay 13

## 1960 AFL

### EASTERN DIVISION

Team	W	L	T	Pct.	Pts.	OP
Houston	10	4	0	.714	379	285
N.Y. Titans	7	7	0	.500	382	399
Buffalo	5	8	1	.385	296	303
Boston	5	9	0	.357	286	349

AFL championship: Houston 24, L. A. 16

### WESTERN DIVISION

Team	W	L	T	Pct.	Pts.	OP
L.A. Chargers	10	4	0	.714	373	336
Dallas Texans	8	6	0	.571	362	253
Oakland	6	8	0	.429	319	388
Denver	4	9	1	.308	309	393

## 1961 NFL

### EASTERN DIVISION

Team	W	L	T	Pct.	Pts.	OP
N.Y. Giants	10	3	1	.769	368	220
Philadelphia	10	4	0	.714	361	297
Cleveland	8	5	1	.615	319	270
St. Louis	7	7	0	.500	279	267
Pittsburgh	6	8	0	.429	295	287
Dall. Cowboys	4	9	1	.308	236	380
Washington	1	12	1	.077	174	392

NFL championship: Green Bay 37, N.Y. Giants 0

### WESTERN DIVISION

Team	W	L	T	Pct.	Pts.	OP
Green Bay	11	3	0	.786	391	223
Detroit	8	5	1	.615	270	258
Baltimore	8	6	0	.571	302	307
Chicago	8	6	0	.571	326	302
<b>San Francisco</b>	<b>7</b>	<b>6</b>	<b>1</b>	<b>.538</b>	<b>346</b>	<b>272</b>
Los Angeles	4	10	0	.286	263	333
Minnesota	3	11	0	.214	285	407

## 1961 AFL

### EASTERN DIVISION

Team	W	L	T	Pct.	Pts.	OP
Houston	10	3	1	.769	513	242
Boston	9	4	1	.692	413	313
N.Y. Titans	7	7	0	.500	301	390
Buffalo	6	8	0	.429	294	342

AFL championship: Houston 10, San Diego 3

### WESTERN DIVISION

Team	W	L	T	Pct.	Pts.	OP
San Diego	12	2	0	.857	396	219
Dall. Texans	6	8	0	.429	334	343
Denver	3	11	0	.214	251	432
Oakland	2	12	0	.143	237	458

## 1962 NFL

### EASTERN DIVISION

Team	W	L	T	Pct.	Pts.	OP
N.Y. Giants	12	2	0	.857	398	283
Pittsburgh	9	5	0	.643	312	363
Cleveland	7	6	1	.538	291	257
Washington	5	7	2	.417	305	376
Dall. Cowboys	5	8	1	.385	398	402
St. Louis	4	9	1	.308	287	361
Philadelphia	3	10	1	.231	282	356

NFL championship: Green Bay 16, N.Y. Giants 7

### WESTERN DIVISION

Team	W	L	T	Pct.	Pts.	OP
Green Bay	13	1	0	.929	415	148
Detroit	11	3	0	.786	315	177
Chicago	9	5	0	.643	321	287
Baltimore	7	7	0	.500	293	288
<b>San Francisco</b>	<b>6</b>	<b>8</b>	<b>0</b>	<b>.429</b>	<b>282</b>	<b>331</b>
Minnesota	2	11	1	.154	254	410
Los Angeles	1	12	1	.077	220	334

## 1962 AFL

### EASTERN DIVISION

Team	W	L	T	Pct.	Pts.	OP
Houston	11	3	0	.786	387	270
Boston	9	4	1	.692	346	295
Buffalo	7	6	1	.538	309	272
N.Y. Titans	5	9	0	.357	278	423

AFL championship: Dallas Texans 20, Houston 17, sudden death overtime

### WESTERN DIVISION

Team	W	L	T	Pct.	Pts.	OP
Dall. Texans	11	3	0	.786	389	233
Denver	7	7	0	.500	353	334
San Diego	4	10	0	.286	314	392
Oakland	1	13	0	.071	213	370

## 1963 NFL

### EASTERN DIVISION

Team	W	L	T	Pct.	Pts.	OP
N.Y. Giants	11	3	0	.786	448	280
Cleveland	10	4	0	.714	343	262
St. Louis	9	5	0	.643	341	283
Pittsburgh	7	4	3	.636	321	295
Dallas	4	10	0	.286	305	378
Washington	3	11	0	.214	279	398
Philadelphia	2	10	2	.167	242	381

NFL championship: Chicago 14, N.Y. Giants 10

### WESTERN DIVISION

Team	W	L	T	Pct.	Pts.	OP
Chicago	11	1	2	.917	301	144
Green Bay	11	2	1	.846	369	206
Baltimore	8	6	0	.571	316	285
Detroit	5	8	1	.385	326	265
Minnesota	5	8	1	.385	309	390
Los Angeles	5	9	0	.357	210	350
<b>San Francisco</b>	<b>2</b>	<b>12</b>	<b>0</b>	<b>.143</b>	<b>198</b>	<b>391</b>

## 1963 AFL

### EASTERN DIVISION

Team	W	L	T	Pct.	Pts.	OP
Boston	7	6	1	.538	317	257
Buffalo	7	6	1	.538	304	291
Houston	6	8	0	.429	302	372
N.Y. Jets	5	8	1	.385	249	399

Eastern Division playoff: Boston 26, Buffalo 8

AFL championship: San Diego 51, Boston 10

### WESTERN DIVISION

Team	W	L	T	Pct.	Pts.	OP
San Diego	11	3	0	.786	399	255
Oakland	10	4	0	.714	363	282
Kansas City	5	7	2	.417	347	263
Denver	2	11	1	.154	301	473

## 1964 NFL

### EASTERN DIVISION

Team	W	L	T	Pct.	Pts.	OP
Cleveland	10	3	1	.769	415	293
St. Louis	9	3	2	.750	357	331
Philadelphia	6	8	0	.429	312	313
Washington	6	8	0	.429	307	305
Dallas	5	8	1	.385	250	289
Pittsburgh	5	9	0	.357	253	315
N.Y. Giants	2	10	2	.167	241	399

NFL championship: Cleveland 27, Baltimore 0

### WESTERN DIVISION

Team	W	L	T	Pct.	Pts.	OP
Baltimore	12	2	0	.857	428	225
Green Bay	8	5	1	.615	342	245
Minnesota	8	5	1	.615	355	296
Detroit	7	5	2	.583	280	260
Los Angeles	5	7	2	.417	283	339
Chicago	5	9	0	.357	260	379
San Francisco	4	10	0	.286	236	330

## 1964 AFL

### EASTERN DIVISION

Team	W	L	T	Pct.	Pts.	OP
Buffalo	12	2	0	.857	400	242
Boston	10	3	1	.769	365	297
N.Y. Jets	5	8	1	.385	278	315
Houston	4	10	0	.286	310	355

AFL championship: Buffalo 20, San Diego 7

### WESTERN DIVISION

Team	W	L	T	Pct.	Pts.	OP
San Diego	8	5	1	.615	341	300
Kansas City	7	7	0	.500	366	306
Oakland	5	7	2	.417	303	350
Denver	2	11	1	.154	240	438

## 1965 NFL

### EASTERN DIVISION

Team	W	L	T	Pct.	Pts.	OP
Cleveland	11	3	0	.786	363	325
Dallas	7	7	0	.500	325	280
N.Y. Giants	7	7	0	.500	270	338
Washington	6	8	0	.429	257	301
Philadelphia	5	9	0	.357	363	359
St. Louis	5	9	0	.357	296	309
Pittsburgh	2	12	0	.143	202	397

Western Conference playoff: Green Bay 13, Baltimore 10, sudden death overtime

NFL championship: Green Bay 23, Cleveland 12

### WESTERN DIVISION

Team	W	L	T	Pct.	Pts.	OP
Green Bay	10	3	1	.769	316	224
Baltimore	10	3	1	.769	389	284
Chicago	9	5	0	.643	409	275
San Francisco	7	6	1	.538	421	402
Minnesota	7	7	0	.500	383	503
Detroit	6	7	1	.462	257	295
Los Angeles	4	10	0	.286	269	328

## 1965 AFL

### EASTERN DIVISION

Team	W	L	T	Pct.	Pts.	OP
Buffalo	10	3	1	.769	313	226
N.Y. Jets	5	8	1	.385	285	303
Boston	4	8	2	.333	244	302
Houston	4	10	0	.286	298	429

AFL championship: Buffalo 23, San Diego 0

### WESTERN DIVISION

Team	W	L	T	Pct.	Pts.	OP
San Diego	9	2	3	.818	340	227
Oakland	8	5	1	.615	298	239
Kansas City	7	5	2	.583	322	285
Denver	4	10	0	.286	303	392

## 1966 NFL

### EASTERN DIVISION

Team	W	L	T	Pct.	Pts.	OP
Dallas	10	3	1	.769	445	239
Cleveland	9	5	0	.643	403	259
Philadelphia	9	5	0	.643	326	340
St. Louis	8	5	1	.615	264	265
Washington	7	7	0	.500	351	355
Pittsburgh	5	8	1	.385	316	347
Atlanta	3	11	0	.214	204	437
N.Y. Giants	1	12	1	.077	263	501

NFL championship: Green Bay 34, Dallas 27

Super Bowl I: Green Bay (NFL) 35, Kansas City (AFL) 10

### WESTERN DIVISION

Team	W	L	T	Pct.	Pts.	OP
Green Bay	12	2	0	.857	335	163
Baltimore	9	5	0	.643	314	226
Los Angeles	8	6	0	.571	298	212
<b>San Francisco</b>	<b>6</b>	<b>6</b>	<b>2</b>	<b>.500</b>	<b>320</b>	<b>325</b>
Chicago	5	7	2	.417	234	272
Detroit	4	9	1	.308	206	317
Minnesota	4	9	1	.308	292	304

## 1966 AFL

### EASTERN DIVISION

Team	W	L	T	Pct.	Pts.	OP
Buffalo	9	4	1	.692	358	255
Boston	8	4	2	.677	315	283
N.Y. Jets	6	6	2	.500	322	312
Houston	3	11	0	.214	355	396
Miami	3	11	0	.214	213	362

AFL championship: Kansas City 31, Buffalo 7

### WESTERN DIVISION

Team	W	L	T	Pct.	Pts.	OP
Kansas City	11	2	1	.846	448	276
Oakland	8	5	1	.615	315	288
San Diego	7	6	1	.538	335	284
Denver	4	10	0	.286	196	381

## 1967 NFL

### EASTERN CONFERENCE

#### Capitol Division

Team	W	L	T	Pct.	Pts.	OP
Dallas	9	5	0	.643	342	268
Philadelphia	6	7	1	.462	351	409
Washington	5	6	3	.455	347	353
New Orleans	3	11	0	.214	233	379

#### Century Division

Team	W	L	T	Pct.	Pts.	OP
Cleveland	9	5	0	.643	334	297
N.Y. Giants	7	7	0	.500	369	379
St. Louis	6	7	1	.462	333	356
Pittsburgh	4	9	1	.308	281	320

Conference championships: Dallas 52, Cleveland 14; Green Bay 28, Los Angeles 7

NFL championship: Green Bay 21, Dallas 17

Super Bowl II: Green Bay (NFL) 33, Oakland (AFL) 14

### WESTERN CONFERENCE

#### Coastal Division

Team	W	L	T	Pct.	Pts.	OP
Los Angeles	11	1	2	.917	398	196
Baltimore	11	1	2	.917	394	198
<b>San Francisco</b>	<b>7</b>	<b>7</b>	<b>0</b>	<b>.500</b>	<b>273</b>	<b>337</b>
Atlanta	1	12	1	.077	175	422

#### Central Division

Team	W	L	T	Pct.	Pts.	OP
Green Bay	9	4	1	.692	332	209
Chicago	7	6	1	.538	239	218
Detroit	5	7	2	.417	260	259
Minnesota	3	8	3	.273	233	294

## 1967 AFL

### EASTERN DIVISION

Team	W	L	T	Pct.	Pts.	OP
Houston	9	4	1	.692	258	199
N.Y. Jets	8	5	1	.615	371	329
Buffalo	4	10	0	.286	237	285
Miami	4	10	0	.286	219	407
Boston	3	10	1	.231	280	389

AFL championship: Oakland 40, Houston 7

### WESTERN DIVISION

Team	W	L	T	Pct.	Pts.	OP
Oakland	13	1	0	.929	468	233
Kansas City	9	5	0	.643	408	254
San Diego	8	5	1	.615	360	352
Denver	3	11	0	.214	256	409

# 1968 NFL

## EASTERN CONFERENCE

### Capitol Division

Team	W	L	T	Pct.	Pts.	OP
Dallas	12	2	0	.857	431	186
N.Y. Giants	7	7	0	.500	295	325
Washington	5	9	0	.357	249	358
Philadelphia	2	12	0	.143	202	351

### Century Division

Team	W	L	T	Pct.	Pts.	OP
Cleveland	10	4	0	.714	394	273
St. Louis	9	4	1	.692	325	289
New Orleans	4	9	1	.308	246	327
Pittsburgh	2	11	1	.154	244	397

Conference championships: Cleveland 31, Dallas 20; Baltimore 24, Minnesota 14

NFL championship: Baltimore 34, Cleveland 0

Super Bowl III: N.Y. Jets (AFL) 16, Baltimore (NFL) 7

## WESTERN CONFERENCE

### Coastal Division

Team	W	L	T	Pct.	Pts.	OP
Baltimore	13	1	0	.929	402	144
Los Angeles	10	3	1	.769	312	200
San Francisco	7	6	1	.538	303	310
Atlanta	2	12	0	.143	170	389

### Central Division

Team	W	L	T	Pct.	Pts.	OP
Minnesota	8	6	0	.571	282	242
Chicago	7	7	0	.500	250	333
Green Bay	6	7	1	.462	281	227
Detroit	4	8	2	.333	207	241

# 1968 AFL

## EASTERN DIVISION

Team	W	L	T	Pct.	Pts.	OP
N.Y. Jets	11	3	0	.786	419	280
Houston	7	7	0	.500	303	248
Miami	5	8	1	.385	276	355
Boston	4	10	0	.286	229	406
Buffalo	1	12	1	.077	199	367

Western Division playoff: Oakland 41, Kansas City 6

AFL championship: N.Y. Jets 27, Oakland 23

## WESTERN DIVISION

Team	W	L	T	Pct.	Pts.	OP
Oakland	12	2	0	.857	453	233
Kansas City	12	2	0	.857	371	170
San Diego	9	5	0	.643	382	310
Denver	5	9	0	.357	255	404
Cincinnati	3	11	0	.214	215	329

# 1969 NFL

## EASTERN CONFERENCE

### Capitol Division

Team	W	L	T	Pct.	Pts.	OP
Dallas	11	2	1	.846	369	223
Washington	7	5	2	.583	307	319
New Orleans	5	9	0	.357	311	393
Philadelphia	4	9	1	.308	279	377

### Century Division

Team	W	L	T	Pct.	Pts.	OP
Cleveland	10	3	1	.769	351	300
N.Y. Giants	6	8	0	.429	264	298
St. Louis	4	9	1	.308	314	389
Pittsburgh	1	13	0	.071	218	404

Conference championships: Cleveland 38, Dallas 14; Minnesota 23, Los Angeles 20

NFL championship: Minnesota 27, Cleveland 7

Super Bowl IV: Kansas City (AFL) 23, Minnesota (NFL) 7

## WESTERN CONFERENCE

### Coastal Division

Team	W	L	T	Pct.	Pts.	OP
Los Angeles	11	3	0	.786	320	243
Baltimore	8	5	1	.615	279	268
Atlanta	6	8	0	.429	276	268
San Francisco	4	8	2	.333	277	319

### Central Division

Team	W	L	T	Pct.	Pts.	OP
Minnesota	12	2	0	.857	379	133
Detroit	9	4	1	.692	259	188
Green Bay	8	6	0	.571	269	221
Chicago	1	13	0	.071	210	339

# 1969 AFL

## EASTERN DIVISION

Team	W	L	T	Pct.	Pts.	OP
N.Y. Jets	10	4	0	.714	353	269
Houston	6	6	2	.500	278	279
Boston	4	10	0	.286	266	316
Buffalo	4	10	0	.286	230	359
Miami	3	10	1	.231	233	332

Division playoffs: Kansas City 13, N.Y. Jets 6; Oakland 56, Houston 7

AFL championship: Kansas City 17, Oakland 7

## WESTERN DIVISION

Team	W	L	T	Pct.	Pts.	OP
Oakland	12	1	1	.923	377	242
Kansas City	11	3	0	.786	359	177
San Diego	8	6	0	.571	288	276
Denver	5	8	1	.385	297	344
Cincinnati	4	9	1	.308	280	367

# NATIONAL FOOTBALL LEAGUE

1970

## AMERICAN CONFERENCE

### EASTERN DIVISION

Team	W	L	T	Pct.	Pts.	OP
Baltimore	11	2	1	.846	321	234
Miami*	10	4	0	.714	297	228
N.Y. Jets	4	10	0	.286	255	286
Buffalo	3	10	1	.231	204	337
Boston	2	12	0	.143	149	361

### CENTRAL DIVISION

Team	W	L	T	Pct.	Pts.	OP
Cincinnati	8	6	0	.571	312	255
Cleveland	7	7	0	.500	286	265
Pittsburgh	5	9	0	.357	210	272
Houston	3	10	1	.231	217	352

### WESTERN DIVISION

Team	W	L	T	Pct.	Pts.	OP
Oakland	8	4	2	.667	300	293
Kansas City	7	5	2	.583	272	244
San Diego	5	6	3	.455	282	278
Denver	5	8	1	.385	253	264

\* Wild Card qualifier for playoffs

Division playoffs: Baltimore 17, Cincinnati 0;

Oakland 21, Miami 14

AFC championship: Baltimore 27, Oakland 17

## NATIONAL CONFERENCE

### EASTERN DIVISION

Team	W	L	T	Pct.	Pts.	OP
Dallas	10	4	0	.714	299	221
N.Y. Giants	9	5	0	.643	301	270
St. Louis	8	5	1	.615	325	228
Washington	6	8	0	.429	297	314
Philadelphia	3	10	1	.231	241	332

### CENTRAL DIVISION

Team	W	L	T	Pct.	Pts.	OP
Minnesota	12	2	0	.857	335	143
Detroit*	10	4	0	.714	347	202
Chicago	6	8	0	.429	256	261
Green Bay	6	8	0	.429	196	293

### WESTERN DIVISION

Team	W	L	T	Pct.	Pts.	OP
San Francisco	10	3	1	.769	352	267
Los Angeles	9	4	1	.692	325	202
Atlanta	4	8	2	.333	206	261
New Orleans	2	11	1	.154	172	347

Divisional playoffs: Dallas 5, Detroit 0;

San Francisco 17, Minnesota 14

NFC championship: Dallas 17, San Francisco 10

Super Bowl V: Baltimore (AFC) 16, Dallas (NFC) 13

1971

## AMERICAN CONFERENCE

### EASTERN DIVISION

Team	W	L	T	Pct.	Pts.	OP
Miami	10	3	1	.769	315	174
Baltimore*	10	4	0	.714	313	140
New England	6	8	0	.429	238	325
N.Y. Jets	6	8	0	.429	212	299
Buffalo	1	13	0	.071	184	394

### CENTRAL DIVISION

Team	W	L	T	Pct.	Pts.	OP
Cleveland	9	5	0	.643	285	273
Pittsburgh	6	8	0	.429	246	292
Houston	4	9	1	.308	251	330
Cincinnati	4	10	0	.286	284	265

### WESTERN DIVISION

Team	W	L	T	Pct.	Pts.	OP
Kansas City	10	3	1	.769	302	208
Oakland	8	4	2	.667	344	278
San Diego	6	8	0	.429	311	341
Denver	4	9	1	.308	203	275

\* Wild Card qualifier for playoffs

Division playoffs: Miami 27, Kansas City 24,

sudden death overtime; Baltimore 20, Cleveland 3

AFC championship: Miami 21, Baltimore 0

## NATIONAL CONFERENCE

### EASTERN DIVISION

Team	W	L	T	Pct.	Pts.	OP
Dallas	11	3	0	.786	406	222
Washington*	9	4	1	.692	276	190
Philadelphia	6	7	1	.462	221	302
St. Louis	4	9	1	.308	231	279
N.Y. Giants	4	10	0	.286	228	362

### CENTRAL DIVISION

Team	W	L	T	Pct.	Pts.	OP
Minnesota	11	3	0	.786	245	139
Detroit	7	6	1	.538	341	286
Chicago	6	8	0	.429	185	276
Green Bay	4	8	2	.333	274	298

### WESTERN DIVISION

Team	W	L	T	Pct.	Pts.	OP
San Francisco	9	5	0	.643	300	216
Los Angeles	8	5	1	.615	313	260
Atlanta	7	6	1	.538	274	277
New Orleans	4	8	2	.333	266	347

Divisional playoffs: Dallas 20, Minnesota 12;

San Francisco 24, Washington 20

NFC championship: Dallas 14, San Francisco 3

Super Bowl VI: Dallas (NFC) 24, Miami (AFC) 3



## AMERICAN CONFERENCE

## EASTERN DIVISION

Team	W	L	T	Pct.	Pts.	OP
Miami	14	0	0	1.000	385	171
N.Y. Jets	7	7	0	.500	367	324
Baltimore	5	9	0	.357	235	252
Buffalo	4	9	1	.321	257	377
New England	3	11	0	.214	192	446

## CENTRAL DIVISION

Team	W	L	T	Pct.	Pts.	OP
Pittsburgh	11	3	0	.786	343	175
Cleveland*	10	4	0	.714	268	249
Cincinnati	8	6	0	.571	299	229
Houston	1	13	0	.071	164	380

## WESTERN DIVISION

Team	W	L	T	Pct.	Pts.	OP
Oakland	10	3	1	.750	365	248
Kansas City	8	6	0	.571	287	254
Denver	5	9	0	.357	325	350
San Diego	4	9	1	.321	264	344

\* Wild Card qualifier for playoffs

Division playoffs: Pittsburgh 13, Oakland 7;

Miami 20, Cleveland 14

AFC championship: Miami 21, Pittsburgh 17

## NATIONAL CONFERENCE

## EASTERN DIVISION

Team	W	L	T	Pct.	Pts.	OP
Washington	11	3	0	.786	336	218
Dallas*	10	4	0	.714	319	240
N.Y. Giants	8	6	0	.571	331	247
St. Louis	4	9	1	.321	193	303
Philadelphia	2	11	1	.179	145	352

## CENTRAL DIVISION

Team	W	L	T	Pct.	Pts.	OP
Green Bay	10	4	0	.714	304	226
Detroit	8	5	1	.607	339	290
Minnesota	7	7	0	.500	301	252
Chicago	4	9	1	.321	225	275

## WESTERN DIVISION

Team	W	L	T	Pct.	Pts.	OP
San Francisco	8	5	1	.607	353	249
Atlanta	7	7	0	.500	269	274
Los Angeles	6	7	1	.464	291	286
New Orleans	2	11	1	.179	215	361

Divisional playoffs: Dallas 30, San Francisco 28;

Washington 16, Green Bay 3

NFC championship: Washington 26, Dallas 3

Super Bowl VII: Miami (AFC) 14, Washington (NFC) 7

## 1973

## AMERICAN CONFERENCE

## EASTERN DIVISION

Team	W	L	T	Pct.	Pts.	OP
Miami	12	2	0	.857	343	150
Buffalo	9	5	0	.643	259	230
New England	5	9	0	.357	258	300
Baltimore	4	10	0	.286	226	341
N.Y. Jets	4	10	0	.286	240	306

## CENTRAL DIVISION

Team	W	L	T	Pct.	Pts.	OP
Cincinnati	10	4	0	.714	286	231
Pittsburgh*	10	4	0	.714	347	210
Cleveland	7	5	2	.571	234	255
Houston	1	13	0	.071	199	447

## WESTERN DIVISION

Team	W	L	T	Pct.	Pts.	OP
Oakland	9	4	1	.679	292	175
Denver	7	5	2	.571	354	296
Kansas City	7	5	2	.571	231	192
San Diego	2	11	1	.179	188	386

\* Wild Card qualifier for playoffs

Division playoffs: Oakland 33, Pittsburgh 14;

Miami 34, Cincinnati 16

AFC championship: Miami 27, Oakland 10

## NATIONAL CONFERENCE

## EASTERN DIVISION

Team	W	L	T	Pct.	Pts.	OP
Dallas	10	4	0	.714	382	203
Washington*	10	4	0	.714	325	198
Philadelphia	5	8	1	.393	310	393
St. Louis	4	9	1	.321	286	365
N.Y. Giants	2	11	1	.179	226	362

## CENTRAL DIVISION

Team	W	L	T	Pct.	Pts.	OP
Minnesota	12	2	0	.857	296	168
Detroit	6	7	1	.464	271	247
Green Bay	5	7	2	.429	202	259
Chicago	3	11	0	.214	195	334

## WESTERN DIVISION

Team	W	L	T	Pct.	Pts.	OP
Los Angeles	12	2	0	.857	388	178
Atlanta	9	5	0	.643	318	224
New Orleans	5	9	0	.357	163	312
San Francisco	5	9	0	.357	262	319

Divisional playoffs: Minnesota 27, Washington 20;

Dallas 27, Los Angeles 16

NFC championship: Minnesota 27, Dallas 10

Super Bowl VIII: Miami (AFC) 24, Minnesota (NFC) 7

## 1974

## AMERICAN CONFERENCE

## EASTERN DIVISION

Team	W	L	T	Pct.	Pts.	OP
Miami	11	3	0	.786	327	216
Buffalo*	9	5	0	.643	264	244
New England	7	7	0	.500	348	289
N.Y. Jets	7	7	0	.500	279	300
Baltimore	2	12	0	.143	190	329

## CENTRAL DIVISION

Team	W	L	T	Pct.	Pts.	OP
Pittsburgh	10	3	1	.750	305	189
Cincinnati	7	7	0	.500	283	259
Houston	7	7	0	.500	236	282
Cleveland	4	10	0	.286	251	344

## WESTERN DIVISION

Team	W	L	T	Pct.	Pts.	OP
Oakland	12	2	0	.857	355	228
Denver	7	6	1	.536	302	294
Kansas City	5	9	0	.357	233	293
San Diego	5	9	0	.357	212	285

\* Wild Card qualifier for playoffs

Division playoffs: Oakland 28, Miami 26;

Pittsburgh 32, Buffalo 14

AFC championship: Pittsburgh 24, Oakland 13

Divisional playoffs: Minnesota 30, St. Louis 14;

Los Angeles 19, Washington 10

NFC championship: Minnesota 14, Los Angeles 10

Super Bowl IX: Pittsburgh (AFC) 16, Minnesota (NFC) 6

## NATIONAL CONFERENCE

## EASTERN DIVISION

Team	W	L	T	Pct.	Pts.	OP
St. Louis	10	4	0	.714	285	218
Washington*	10	4	0	.714	320	196
Dallas	8	6	0	.571	297	235
Philadelphia	7	7	0	.500	242	217
N.Y. Giants	2	12	0	.143	195	299

## CENTRAL DIVISION

Team	W	L	T	Pct.	Pts.	OP
Minnesota	10	4	0	.714	310	195
Detroit	7	7	0	.500	256	270
Green Bay	6	8	0	.429	210	206
Chicago	4	10	0	.286	152	279

## WESTERN DIVISION

Team	W	L	T	Pct.	Pts.	OP
Los Angeles	10	4	0	.714	263	181
San Francisco	6	8	0	.429	226	236
New Orleans	5	9	0	.357	166	263
Atlanta	3	11	0	.214	111	271

## 1975

## AMERICAN CONFERENCE

## EASTERN DIVISION

Team	W	L	T	Pct.	Pts.	OP
Baltimore	10	4	0	.714	395	269
Miami	10	4	0	.714	357	222
Buffalo	8	6	0	.571	420	355
New England	3	11	0	.214	258	358
N.Y. Jets	3	11	0	.214	258	433

## CENTRAL DIVISION

Team	W	L	T	Pct.	Pts.	OP
Pittsburgh	12	2	0	.857	373	162
Cincinnati*	11	3	0	.786	340	246
Houston	10	4	0	.714	293	226
Cleveland	3	11	0	.214	218	372

## WESTERN DIVISION

Team	W	L	T	Pct.	Pts.	OP
Oakland	11	3	0	.786	375	255
Denver	6	8	0	.429	254	307
Kansas City	5	9	0	.357	282	341
San Diego	2	12	0	.143	189	345

\* Wild Card qualifier for playoffs

Division playoffs: Pittsburgh 28, Baltimore 10;

Oakland 31, Cincinnati 28

AFC championship: Pittsburgh 16, Oakland 10

Divisional playoffs: Los Angeles 35, St. Louis 23;

Dallas 17, Minnesota 14

NFC championship: Dallas 37, Los Angeles 7

Super Bowl X: Pittsburgh (AFC) 21, Dallas (NFC) 17

## NATIONAL CONFERENCE

## EASTERN DIVISION

Team	W	L	T	Pct.	Pts.	OP
St. Louis	11	3	0	.786	356	276
Dallas*	10	4	0	.714	350	268
Washington	8	6	0	.571	325	276
N.Y. Giants	5	9	0	.357	216	306
Philadelphia	4	10	0	.286	225	302

## CENTRAL DIVISION

Team	W	L	T	Pct.	Pts.	OP
Minnesota	12	2	0	.857	377	180
Detroit	7	7	0	.500	245	262
Chicago	4	10	0	.286	191	379
Green Bay	4	10	0	.286	226	285

## WESTERN DIVISION

Team	W	L	T	Pct.	Pts.	OP
Los Angeles	12	2	0	.857	312	135
San Francisco	5	9	0	.357	255	286
Atlanta	4	10	0	.286	240	289
New Orleans	2	12	0	.143	165	360

## 1976

## AMERICAN CONFERENCE

## EASTERN DIVISION

Team	W	L	T	Pct.	Pts.	OP
Baltimore	11	3	0	.786	417	246
New England*	11	3	0	.786	376	236
Miami	6	8	0	.429	263	264
N.Y. Jets	3	11	0	.214	169	383
Buffalo	2	12	0	.143	245	363

## CENTRAL DIVISION

Team	W	L	T	Pct.	Pts.	OP
Pittsburgh	10	4	0	.714	342	138
Cincinnati*	10	4	0	.714	335	210
Cleveland	9	5	0	.643	267	287
Houston	5	9	0	.357	222	273

## WESTERN DIVISION

Team	W	L	T	Pct.	Pts.	OP
Oakland	13	1	0	.929	350	237
Denver	9	5	0	.643	315	206
San Diego	6	8	0	.429	248	285
Kansas City	5	9	0	.357	290	376
Tampa Bay	0	14	0	.000	125	412

\* Wild Card qualifier for playoffs

Division playoffs: Oakland 24, New England 21;

Pittsburgh 40, Baltimore 14

AFC championship: Oakland 24, Pittsburgh 7

## NATIONAL CONFERENCE

## EASTERN DIVISION

Team	W	L	T	Pct.	Pts.	OP
Dallas	11	3	0	.786	296	194
Washington*	10	4	0	.714	291	217
St. Louis	10	4	0	.714	309	267
Philadelphia	4	10	0	.286	165	286
N.Y. Giants	3	11	0	.214	170	250

## CENTRAL DIVISION

Team	W	L	T	Pct.	Pts.	OP
Minnesota	11	2	1	.821	305	176
Chicago	7	7	0	.500	253	216
Detroit	6	8	0	.429	262	220
Green Bay	5	9	0	.357	218	299

## WESTERN DIVISION

Team	W	L	T	Pct.	Pts.	OP
Los Angeles	10	3	1	.750	351	190
<b>San Francisco</b>	<b>8</b>	<b>6</b>	<b>0</b>	<b>.571</b>	<b>270</b>	<b>190</b>
Atlanta	4	10	0	.286	172	312
New Orleans	4	10	0	.286	253	346
Seattle	2	12	0	.143	229	429

Divisional playoffs: Minnesota 35, Washington 20;

Los Angeles 14, Dallas 12

NFC championship: Minnesota 24, Los Angeles 13

Super Bowl XI: Oakland (AFC) 32, Minnesota (NFC) 14

## 1977

## AMERICAN CONFERENCE

## EASTERN DIVISION

Team	W	L	T	Pct.	Pts.	OP
Baltimore	10	4	0	.714	295	221
Miami	10	4	0	.714	313	197
New England	9	5	0	.643	278	217
New York	3	11	0	.214	191	300
Buffalo	3	11	0	.214	160	313

## CENTRAL DIVISION

Team	W	L	T	Pct.	Pts.	OP
Pittsburgh	9	5	0	.643	283	243
Houston	8	6	0	.571	299	230
Cincinnati	8	6	0	.571	238	235
Cleveland	6	8	0	.429	269	267

## WESTERN DIVISION

Team	W	L	T	Pct.	Pts.	OP
Denver	12	2	0	.857	274	148
Oakland*	11	3	0	.786	351	230
San Diego	7	7	0	.500	222	205
Seattle	5	9	0	.357	282	373
Kansas City	2	12	0	.143	225	349

\* Wild Card qualifier for playoffs

Division playoffs: Denver 34, Pittsburgh 21;

Oakland 37, Baltimore 31, sudden death overtime

AFC championship: Denver 20, Oakland 17

## NATIONAL CONFERENCE

## EASTERN DIVISION

Team	W	L	T	Pct.	Pts.	OP
Dallas	12	2	0	.857	345	212
Washington	9	5	0	.643	196	189
St. Louis	7	7	0	.500	272	287
Philadelphia	5	9	0	.357	220	207
N.Y. Giants	5	9	0	.357	181	265

## CENTRAL DIVISION

Team	W	L	T	Pct.	Pts.	OP
Minnesota	9	5	0	.643	231	227
Chicago*	9	5	0	.643	255	253
Detroit	6	8	0	.429	183	252
Green Bay	4	10	0	.286	134	219
Tampa Bay	2	12	0	.143	103	223

## WESTERN DIVISION

Team	W	L	T	Pct.	Pts.	OP
Los Angeles	10	4	0	.714	302	146
Atlanta	7	7	0	.500	179	129
<b>San Francisco</b>	<b>5</b>	<b>9</b>	<b>0</b>	<b>.357</b>	<b>220</b>	<b>260</b>
New Orleans	3	11	0	.214	232	336

Divisional playoffs: Dallas 37, Chicago 7;

Minnesota 14, Los Angeles 7

NFC championship: Dallas 23, Minnesota 6

Super Bowl XII: Dallas (NFC) 27, Denver (AFC) 10

## AMERICAN CONFERENCE

## EASTERN DIVISION

Team	W	L	T	Pct.	Pts.	OP
New England	11	5	0	.688	358	286
Miami*	11	5	0	.688	372	254
N.Y. Jets	8	8	0	.500	359	364
Buffalo	5	11	0	.313	302	254
Baltimore	5	11	0	.313	239	421

## CENTRAL DIVISION

Team	W	L	T	Pct.	Pts.	OP
Pittsburgh	14	2	0	.875	356	195
Houston*	10	6	0	.625	283	298
Cleveland	8	8	0	.500	334	356
Cincinnati	4	12	0	.250	252	284

## WESTERN DIVISION

Team	W	L	T	Pct.	Pts.	OP
Denver	10	6	0	.625	282	198
Oakland*	9	7	0	.563	311	283
Seattle	9	7	0	.563	345	358
San Diego	9	7	0	.563	355	309
Kansas City	4	12	0	.250	243	327

\* Wild Card qualifier for playoffs

First round playoff: Houston 17, Miami 9

Division playoffs: Houston 31, New England 14; Pittsburgh 33, Denver 10

AFC championship: Pittsburgh 34, Houston 5

First round playoff: Atlanta 14, Philadelphia 13

Divisional playoffs: Dallas 27, Atlanta 20; Los Angeles 34, Minnesota 10

NFC championship: Dallas 28, Los Angeles 0

Super Bowl XIII: Pittsburgh (AFC) 35, Dallas (NFC) 31

## NATIONAL CONFERENCE

## EASTERN DIVISION

Team	W	L	T	Pct.	Pts.	OP
Dallas	12	4	0	.750	384	208
Philadelphia	9	7	0	.563	270	250
Washington	8	8	0	.500	273	283
St. Louis	6	10	0	.357	248	296
N.Y. Giants	6	10	0	.357	264	298

## CENTRAL DIVISION

Team	W	L	T	Pct.	Pts.	OP
Minnesota	8	7	1	.531	294	306
Green Bay	8	7	1	.531	249	269
Detroit	7	9	0	.438	290	300
Chicago	7	9	0	.438	253	274
Tampa Bay	5	11	0	.313	241	259

## WESTERN DIVISION

Team	W	L	T	Pct.	Pts.	OP
Los Angeles	12	4	0	.750	316	245
Atlanta*	9	7	0	.563	240	290
New Orleans	7	9	0	.438	281	298
San Francisco	2	14	0	.125	219	350

## AMERICAN CONFERENCE

## EASTERN DIVISION

Team	W	L	T	Pct.	Pts.	OP
Miami	10	6	0	.625	341	257
New England	9	7	0	.563	411	326
N.Y. Jets	8	8	0	.500	337	383
Buffalo	7	9	0	.438	268	279
Baltimore	5	11	0	.313	271	351

## CENTRAL DIVISION

Team	W	L	T	Pct.	Pts.	OP
Pittsburgh	12	4	0	.750	416	262
Houston*	11	5	0	.688	362	331
Cleveland	9	7	0	.563	359	352
Cincinnati	4	12	0	.250	337	421

## NATIONAL CONFERENCE

## EASTERN DIVISION

Team	W	L	T	Pct.	Pts.	OP
Dallas	11	5	0	.688	371	313
Philadelphia*	11	5	0	.688	339	282
Washington	10	6	0	.625	348	295
N.Y. Giants	6	10	0	.375	237	323
St. Louis	5	11	0	.313	307	358

## CENTRAL DIVISION

Team	W	L	T	Pct.	Pts.	OP
Tampa Bay	10	6	0	.625	273	237
Chicago*	10	6	0	.625	306	249
Minnesota	7	9	0	.438	259	337
Green Bay	5	11	0	.313	246	316
Detroit	2	14	0	.125	219	365

# WESTERN DIVISION

Team	W	L	T	Pct.	Pts.	OP
San Diego	12	4	0	.750	411	246
Denver*	10	6	0	.625	289	262
Seattle	9	7	0	.563	378	372
Oakland	9	7	0	.563	365	337
Kansas City	7	9	0	.438	238	262

# WESTERN DIVISION

Team	W	L	T	Pct.	Pts.	OP
Los Angeles	9	7	0	.563	323	309
New Orleans	8	8	0	.500	370	360
Atlanta	6	10	0	.375	300	388
San Francisco	2	14	0	.125	308	416

\* Wild Card qualifier for playoffs

AFC First Round: Houston 13, Denver 7

AFC Division Playoffs: Houston 17, San Diego 14; Pittsburgh 34, Miami 14

AFC Championship Game: Pittsburgh 27, Houston 13

NFC First Round: Philadelphia 27, Chicago 17

NFC Divisional Playoffs: Tampa Bay 24, Philadelphia 17; Los Angeles 21, Dallas 19

NFC Championship Game: Los Angeles 9, Tampa Bay 0

Super Bowl XIV: Pittsburgh (AFC) 31, Los Angeles (NFC) 19

## 1980

### AMERICAN CONFERENCE

#### EASTERN DIVISION

Team	W	L	T	Pct.	Pts.	OP
Buffalo	11	5	0	.688	320	260
New England	10	6	0	.625	441	325
Miami	8	8	0	.500	266	305
Baltimore	7	9	0	.438	355	387
N.Y. Jets	4	12	0	.250	302	395

### NATIONAL CONFERENCE

#### EASTERN DIVISION

Team	W	L	T	Pct.	Pts.	OP
Philadelphia	12	4	0	.750	384	222
Dallas*	12	4	0	.750	454	311
Washington	6	10	0	.375	261	293
St. Louis	5	11	0	.313	299	350
N.Y. Giants	4	12	0	.250	249	425

#### CENTRAL DIVISION

Team	W	L	T	Pct.	Pts.	OP
Cleveland	11	5	0	.688	357	310
Houston*	11	5	0	.688	295	251
Pittsburgh	9	7	0	.563	352	313
Cincinnati	6	10	0	.357	244	312

#### CENTRAL DIVISION

Team	W	L	T	Pct.	Pts.	OP
Minnesota	9	7	0	.563	317	308
Detroit	9	7	0	.563	334	272
Chicago	7	9	0	.438	304	264
Tampa Bay	5	10	1	.344	231	371
Green Bay	5	10	1	.344	271	341

### WESTERN DIVISION

Team	W	L	T	Pct.	Pts.	OP
San Diego	11	5	0	.688	418	327
Oakland*	11	5	0	.688	364	306
Kansas City	8	8	0	.500	319	336
Denver	8	8	0	.500	310	323
Seattle	4	12	0	.250	291	408

### WESTERN DIVISION

Team	W	L	T	Pct.	Pts.	OP
Atlanta	12	4	0	.750	405	272
Los Angeles*	11	5	0	.688	424	289
San Francisco	6	10	0	.375	320	415
New Orleans	1	15	0	.063	291	487

\* Wild Card qualifier for playoffs

AFC First Round: Oakland 27, Houston 7

AFC Divisional Playoffs: San Diego 20, Buffalo 14; Oakland 14, Cleveland 12

AFC Championship Game: Oakland 34, San Diego 27

NFC First Round: Dallas 34, Los Angeles 13

NFC Divisional Playoffs: Philadelphia 31, Minnesota 16; Dallas 30, Atlanta 27

NFC Championship Game: Philadelphia 20, Dallas 7

Super Bowl XV: Oakland (AFC) 27, Philadelphia (NFC) 10

# NFL All-Time Playoff Results

## SUPER BOWLS

GAME	DATE	SCORES	SITE
I	1-15-67	PACKERS (NFL) 35, Chiefs (AFL) 10	Los Angeles
II	1-14-68	PACKERS (NFL) 33, Raiders (AFL) 14	Miami
III	1-12-69	JETS (AFL) 16, Colts (NFL) 7	Miami
IV	1-11-70	CHIEFS (AFL) 23, Vikings (NFL) 7	New Orleans
V	1-17-71	COLTS (AFC) 16, Cowboys (NFC) 13	Miami
VI	1-16-72	COWBOYS (NFC) 24, Dolphins (AFC) 3	New Orleans
VII	1-14-73	DOLPHINS (AFC) 14, Redskins (NFC) 7	Los Angeles
VIII	1-13-74	DOLPHINS (AFC) 24, Vikings (NFC) 7	Houston
IX	1-12-75	STEELERS (AFC) 16, Vikings (NFC) 6	New Orleans
X	1-18-76	STEELERS (AFC) 21, Cowboys (NFC) 17	Miami
XI	1-9-77	RAIDERS (AFC) 32, Vikings (NFC) 14	Pasadena
XII	1-15-78	COWBOYS (NFC) 27, Broncos (AFC) 10	New Orleans
XIII	1-21-79	STEELERS (AFC) 35, Cowboys (NFC) 31	Miami
XIV	1-20-80	STEELERS (AFC) 31, Rams (NFC) 19	Pasadena
XV	1-25-81	RAIDERS (AFC) 27, Eagles (NFC) 10	New Orleans

## CHAMPIONSHIP PLAYOFFS

1933 — BEARS 23, Giants 21	1963 — BEARS 14, Giants 10
1934 — GIANTS 30, Bears 13	1964 — BROWNS 27, Colts 0
1935 — LIONS 26, Giants 7	1965 — PACKERS 23, Browns 12
1936 — PACKERS 21, Boston Redskins 6	1966 — PACKERS 34, Cowboys 27
1937 — WASH. REDSKINS 28, Bears 21	1967 — PACKERS 21, Cowboys 17
1938 — GIANTS 23, Packers 17	1968 — COLTS 34, Browns 0
1939 — PACKERS 27, Giants 0	1969 — VIKINGS 27, Browns 7
1940 — BEARS 73, Redskins 0	1970 — <b>COWBOYS 17, 49ers 10 (NFC)</b>
1941 — BEARS 37, Giants 9	COLTS 27, Raiders 17 (AFC)
1942 — REDSKINS 14, Bears 6	1971 — <b>COWBOYS 14, 49ers 3 (NFC)</b>
1943 — BEARS 41, Redskins 21	DOLPHINS 21, Colts 0 (AFC)
1944 — PACKERS 14, Giants 7	1972 — REDSKINS 26, Cowboys 3 (NFC)
1945 — CLEVE. RAMS 15, Redskins 14	DOLPHINS 21, Steelers 17 (AFC)
1946 — BEARS 24, Giants 14	1973 — VIKINGS 27, Cowboys 10 (NFC)
1947 — CARDS 28, Eagles 21	DOLPHINS 27, Raiders 10 (AFC)
1948 — EAGLES 7, Cards 0	1974 — VIKINGS 14, Rams 10 (NFC)
1949 — EAGLES 14, L.A. Rams 0	STEELERS 24, Raiders 13 (AFC)
1950 — BROWNS 30, Rams 28	1975 — COWBOYS 37, Rams 7 (NFC)
1951 — RAMS 24, Browns 17	STEELERS 16, Raiders 10 (AFC)
1952 — LIONS 17, Browns 7	1976 — VIKINGS 24, Rams 13 (NFC)
1953 — LIONS 17, Browns 16	RAIDERS 24, Steelers 7 (AFC)
1954 — BROWNS 56, Lions 10	1977 — COWBOYS 23, Vikings 6 (NFC)
1955 — BROWNS 38, Rams 14	BRONCOS 20, Raiders 17 (AFC)
1956 — GIANTS 47, Bears 7	1978 — COWBOYS 28, Rams 0 (NFC)
1957 — LIONS 59, Browns 14	STEELERS 34, Oilers 5 (AFC)
1958 — COLTS 23, Giants 17	1979 — RAMS 9, Buccaneers 0 (NFC)
1959 — COLTS 31, Giants 16	STEELERS 27, Oilers 13 (AFC)
1960 — EAGLES 17, Packers 13	1980 — EAGLES 20, Cowboys 7 (NFC)
1961 — PACKERS 37, Giants 0	RAIDERS 34, Chargers 27 (AFC)
1962 — PACKERS 16, Giants 7	

## DIVISIONAL PLAYOFFS

- 1970 — COWBOYS 5, Lions 0 (NFC)  
**49ERS 17, Vikings 14 (NFC)**  
 COLTS 17, Bengals 0 (AFC)  
 RAIDERS 21, Dolphins 14 (AFC)
- 1971 — COWBOYS 20, Vikings 12 (NFC)  
**49ERS 24, Redskins 20 (NFC)**  
 DOLPHINS 27, Chiefs 24 (AFC)  
 COLTS 20, Browns 3 (AFC)
- 1972 — **COWBOYS 30, 49ERS 28 (NFC)**  
 REDSKINS 16, Packers 3 (NFC)  
 DOLPHINS 20, Browns 14 (AFC)  
 STEELERS 13, Raiders 7 (AFC)
- 1973 — COWBOYS 27, Rams 16 (NFC)  
 VIKINGS 27, Redskins 20 (NFC)  
 DOLPHINS 34, Bengals 16 (AFC)  
 RAIDERS 33, Steelers 14 (AFC)
- 1974 — VIKINGS 30, Cardinals 14 (NFC)  
 RAMS 19, Redskins 10 (NFC)  
 STEELERS 32, Bills 14 (AFC)  
 RAIDERS 28, Dolphins 26 (AFC)
- 1975 — COWBOYS 17, Vikings 14 (NFC)  
 RAMS 35, Cardinals 23 (NFC)  
 STEELERS 28, Colts 10 (AFC)  
 RAIDERS 31, Bengals 28 (AFC)
- 1976 — RAMS 14, Cowboys 12 (NFC)  
 VIKINGS 35, Redskins 20 (NFC)  
 RAIDERS 24, Patriots 21 (AFC)  
 STEELERS 40, Colts 14 (AFC)
- 1977 — COWBOYS 37, Bears 7 (NFC)  
 VIKINGS 14, Rams 7 (NFC)  
 RAIDERS 37, Colts 31 (AFC)  
 BRONCOS 34, Steelers 21 (AFC)
- 1978 — COWBOYS 27, Falcons 20 (NFC)  
 RAMS 34, Vikings 10 (NFC)  
 OILERS 31, Patriots 14 (AFC)  
 STEELERS 33, Broncos 10 (AFC)
- 1979 — RAMS 21, Cowboys 19 (NFC)  
 BUCCANEERS 24, Eagles 17 (NFC)  
 OILERS 17, Chargers 14 (AFC)  
 STEELERS 34, Dolphins 14 (AFC)
- 1980 — EAGLES 31, Vikings 16 (NFC)  
 COWBOYS 30, Falcons 27 (NFC)  
 CHARGERS 20, Bills 14 (AFC)  
 RAIDERS 14, Browns 12 (AFC)

## WILD CARD GAMES

- 1978 — FALCONS 14, Eagles 13 (NFC)  
 OILERS 17, Dolphins 9 (AFC)
- 1979 — EAGLES 27, Bears 17 (NFC)  
 OILERS 13, Broncos 7 (AFC)
- 1980 — COWBOYS 34, Rams 13 (NFC)  
 RAIDERS 27, Oilers 7 (AFC)

## PRO BOWLS

- 1951 — AMERICAN 28, National 27  
 1952 — NATIONAL 39, American 13  
 1953 — NATIONAL 27, American 7  
 1954 — EASTERN 20, Western 9  
 1955 — WESTERN 26, Eastern 19  
 1956 — EASTERN 31, Western 30  
 1957 — WESTERN 19, Eastern 10  
 1958 — WESTERN 26, Eastern 7  
 1959 — EASTERN 28, Western 21  
 1960 — WESTERN 38, Eastern 21  
 1961 — WESTERN 35, Eastern 31  
 1962 — WESTERN 31, Eastern 30  
 1963 — EASTERN 30, Western 20  
 1964 — WESTERN 31, Eastern 17  
 1965 — WESTERN 34, Eastern 14  
 1966 — EASTERN 36, Western 7  
 1967 — EASTERN 20, Western 10  
 1968 — WESTERN 38, Eastern 20  
 1969 — WESTERN 10, Eastern 7  
 1970 — WESTERN 16, Eastern 13  
 1971 — NFC 27, AFC 6  
 1972 — AFC 26, NFC 13  
 1973 — AFC 33, NFC 28  
 1974 — AFC 15, NFC 13  
 1975 — NFC 17, AFC 10  
 1976 — NFC 23, AFC 20  
 1977 — AFC 24, NFC 14  
 1978 — NFC 14, AFC 13  
 1979 — NFC 13, AFC 7  
 1980 — NFC 37, AFC 27  
 1981 — NFC 21, AFC 7

# 49ers' 1981 Travel Team Publicist's Itinerary

(Subject to slight changes)

**SEATTLE** (Wednesday, August 5, 7:30 p.m. PDT). Arrive via charter from Sacramento game day. Brief layover at Red Lion Sea/Tac Hotel (206/433-1881). Return immediately following the game.

**Publicist**—Arrives Sunday evening at Red Lion. (Heddlestone)

**OAKLAND** (Saturday, August 29, 6 p.m. PDT). Remain in Redwood City during the week and travel to Oakland on game day. Return to Redwood City following the game

**Publicist**—No advance travel.

**DETROIT** (Sunday, September 6, 1 p.m. EDT). Arrive via charter Friday. Stay at Northfield Hilton Inn, Troy (313/879-2100).

**Publicist**—Arrives Tuesday at Northfield Hilton. (Heddlestone)

**ATLANTA** (Sunday, September 20, 1 p.m. EDT). Arrive via charter Friday. Stay at Atlanta Hilton (404/659-2000).

**Publicist**—Arrives Tuesday at Hilton. (Heddlestone)

**WASHINGTON** (Sunday, October 4, 1 p.m. EDT). Arrive via charter Friday. Stay at Crystal City Marriott (703/521-5500).

**Publicist**—Arrives Tuesday at Crystal City Marriott. (Heddlestone)

**GREEN BAY** at Milwaukee (Sunday, October 18, Noon CDT). Arrive Milwaukee via charter Friday. Stay at Marriott Inn, Brookfield (414/786-1100).

**Publicist**—Arrives Tuesday at Marriott Inn, Brookfield. (Walker)

**PITTSBURGH** (Sunday, November 1, 1 p.m. EST). Arrive via charter Friday. Stay at Hyatt-Chatham Center (412/391-5000).

**Publicist**—Arrives Tuesday at Hyatt. (Heddlestone)

**LOS ANGELES** (Sunday, November 22, 1 p.m. PST). Arrive via charter Saturday. Stay at Anaheim Marriott (714/750-0800).

**Publicist**—Arrives Monday evening at Marriott. (Heddlestone)

**CINCINNATI** (Sunday, December 6, 1 p.m. EST). Arrive via charter Friday. Stay at Stouffer's Towers (513/352-2100).

**Publicist**—Arrives Tuesday at Stouffer's. (Heddlestone)

**NEW ORLEANS** (Sunday, December 20, 1 p.m. CST). Arrive via charter Friday. Stay at New Orleans Hilton Towers (504/561-0500).

**Publicist**—Arrives Tuesday at Hilton. (Walker)



# 1981 National Football League Schedule

(All times local)

## SATURDAY, SEPTEMBER 5

(First Weekend)

Minnesota at Tampa Bay ..... 8:00

## SUNDAY, SEPTEMBER 6

Baltimore at New England ..... 1:00  
Dallas at Washington ..... 1:00  
Green Bay at Chicago ..... 1:00  
Houston at Los Angeles ..... 1:00  
Kansas City at Pittsburgh ..... 1:00  
Miami at St. Louis ..... 12:00  
New Orleans at Atlanta ..... 1:00  
New York Jets at Buffalo ..... 4:00  
Oakland at Denver ..... 2:00  
Philadelphia at New York Giants ..... 1:00  
San Francisco at Detroit ..... 1:00  
Seattle at Cincinnati ..... 1:00

## MONDAY, SEPTEMBER 7

San Diego at Cleveland ..... 9:00

## THURSDAY, SEPTEMBER 10

(Second Weekend)

Pittsburgh at Miami ..... 8:30

## SUNDAY, SEPTEMBER 13

Atlanta at Green Bay ..... 12:00  
Buffalo at Baltimore ..... 2:00  
Chicago at San Francisco ..... 1:00  
Cincinnati at New York Jets ..... 4:00  
Denver at Seattle ..... 1:00  
Detroit at San Diego ..... 1:00  
Houston at Cleveland ..... 1:00  
Los Angeles at New Orleans ..... 12:00  
New England at Philadelphia ..... 4:00  
New York Giants at Washington ..... 1:00  
St. Louis at Dallas ..... 3:00  
Tampa Bay at Kansas City ..... 12:00

## MONDAY, SEPTEMBER 14

Oakland at Minnesota ..... 8:00

## THURSDAY, SEPTEMBER 17

(Third Weekend)

Philadelphia at Buffalo ..... 8:30

## SUNDAY, SEPTEMBER 20

Baltimore at Denver ..... 2:00  
Cleveland at Cincinnati ..... 1:00  
Detroit at Minnesota ..... 12:00  
Green Bay at Los Angeles ..... 1:00  
Miami at Houston ..... 12:00  
New Orleans at New York Giants ..... 4:00  
New York Jets at Pittsburgh ..... 1:00  
San Diego at Kansas City ..... 1:00  
San Francisco at Atlanta ..... 1:00  
Seattle at Oakland ..... 1:00  
Tampa Bay at Chicago ..... 1:00  
Washington at St. Louis ..... 12:00

## MONDAY, SEPTEMBER 21

Dallas at New England ..... 9:00

## SUNDAY, SEPTEMBER 27

(Fourth Weekend)

Atlanta at Cleveland ..... 1:00  
Buffalo at Cincinnati ..... 1:00  
Houston at New York Jets ..... 1:00  
Kansas City at Seattle ..... 1:00  
Miami at Baltimore ..... 2:00  
Minnesota vs. Green Bay at Milw. .... 1:00  
New England at Pittsburgh ..... 1:00  
New Orleans at San Francisco ..... 1:00  
New York Giants at Dallas ..... 3:00  
Oakland at Detroit ..... 1:00  
St. Louis at Tampa Bay ..... 4:00  
San Diego at Denver ..... 2:00  
Washington at Philadelphia ..... 1:00

## MONDAY, SEPTEMBER 28

Los Angeles at Chicago ..... 8:00

## SUNDAY, OCTOBER 4

(Fifth Weekend)

Baltimore at Buffalo ..... 1:00  
Chicago at Minnesota ..... 12:00  
Cincinnati at Houston ..... 1:00  
Cleveland at Los Angeles ..... 1:00  
Dallas at St. Louis ..... 12:00  
Denver at Oakland ..... 1:00  
Detroit at Tampa Bay ..... 4:00  
Green Bay at New York Giants ..... 1:00  
Kansas City at New England ..... 1:00  
New York Jets at Miami ..... 4:00  
Pittsburgh at New Orleans ..... 1:00  
San Francisco at Washington ..... 1:00  
Seattle at San Diego ..... 1:00

## MONDAY, OCTOBER 5

Atlanta at Philadelphia ..... 9:00

## SUNDAY, OCTOBER 11

(Sixth Weekend)

Cincinnati at Baltimore ..... 2:00  
Cleveland at Pittsburgh ..... 1:00  
Dallas at San Francisco ..... 1:00  
Detroit at Denver ..... 2:00  
Los Angeles at Atlanta ..... 1:00  
Minnesota at San Diego ..... 1:00  
New England at New York Jets ..... 1:00  
Oakland at Kansas City ..... 1:00  
Philadelphia at New Orleans ..... 12:00  
St. Louis at New York Giants ..... 4:00  
Seattle at Houston ..... 1:00  
Tampa Bay at Green Bay ..... 1:00  
Washington at Chicago ..... 1:00

## MONDAY, OCTOBER 12

Miami at Buffalo ..... 9:00

**SUNDAY, OCTOBER 18**  
(Seventh Weekend)

Buffalo at New York Jets	1:00
Denver at Kansas City	3:00
Houston at New England	1:00
Los Angeles at Dallas	8:00
New Orleans at Cleveland	1:00
New York Giants at Seattle	1:00
Philadelphia at Minnesota	12:00
Pittsburgh at Cincinnati	1:00
St. Louis at Atlanta	1:00
San Diego at Baltimore	2:00
<b>San Francisco vs. Green Bay at Milw.</b>	12:00
Tampa Bay at Oakland	1:00
Washington at Miami	1:00

**MONDAY, OCTOBER 19**

Chicago at Detroit	9:00
--------------------	------

**SUNDAY, OCTOBER 25**  
(Eighth Weekend)

Baltimore at Cleveland	1:00
Cincinnati at New Orleans	1:00
Denver at Buffalo	1:00
Green Bay at Detroit	1:00
Kansas City at Oakland	1:00
Los Angeles at <b>San Francisco</b>	1:00
Miami at Dallas	3:00
Minnesota at St. Louis	12:00
New England at Washington	1:00
New York Giants at Atlanta	1:00
San Diego at Chicago	3:00
Seattle at New York Jets	4:00
Tampa Bay at Philadelphia	1:00

**MONDAY, OCTOBER 26**

Houston at Pittsburgh	9:00
-----------------------	------

**SUNDAY, NOVEMBER 1**  
(Ninth Weekend)

Atlanta at New Orleans	12:00
Baltimore at Miami	1:00
Chicago at Tampa Bay	1:00
Cleveland at Buffalo	1:00
Dallas at Philadelphia	4:00
Detroit at Los Angeles	1:00
Houston at Cincinnati	1:00
Kansas City at San Diego	1:00
New England at Oakland	1:00
New York Jets at New York Giants	1:00
St. Louis at Washington	4:00
<b>San Francisco</b> at Pittsburgh	1:00
Seattle at Green Bay	1:00

**MONDAY, NOVEMBER 2**

Minnesota at Denver	7:00
---------------------	------

**SUNDAY, NOVEMBER 8**  
(Tenth Weekend)

Atlanta at <b>San Francisco</b>	1:00
Chicago at Kansas City	1:00
Cincinnati at San Diego	1:00
Cleveland at Denver	2:00
Detroit at Washington	1:00
Miami at New England	1:00
New Orleans at Los Angeles	1:00
New York Giants vs. Green Bay at Milw.	12:00
New York Jets at Baltimore	4:00
Oakland at Houston	12:00
Philadelphia at St. Louis	12:00
Pittsburgh at Seattle	1:00
Tampa Bay at Minnesota	12:00

**MONDAY, NOVEMBER 9**

Buffalo at Dallas	8:00
-------------------	------

**SUNDAY, NOVEMBER 15**  
(Eleventh Weekend)

Baltimore at Philadelphia	1:00
Buffalo at St. Louis	12:00
Chicago at Green Bay	12:00
Cleveland at <b>San Francisco</b>	1:00
Dallas at Detroit	4:00
Denver at Tampa Bay	1:00
Houston at Kansas City	1:00
Los Angeles at Cincinnati	1:00
New Orleans at Minnesota	12:00
New York Jets at New England	1:00
Oakland at Miami	1:00
Pittsburgh at Atlanta	1:00
Washington at New York Giants	4:00

**MONDAY, NOVEMBER 16**

San Diego at Seattle	6:00
----------------------	------

**SUNDAY, NOVEMBER 22**  
(Twelfth Weekend)

Denver at Cincinnati	1:00
Detroit at Chicago	12:00
Green Bay at Tampa Bay	1:00
Miami at New York Jets	4:00
New England at Buffalo	1:00
New Orleans at Houston	12:00
New York Giants at Philadelphia	1:00
Pittsburgh at Cleveland	1:00
St. Louis at Baltimore	2:00
San Diego at Oakland	1:00
<b>San Francisco</b> at Los Angeles	1:00
Seattle at Kansas City	1:00
Washington at Dallas	3:00

**MONDAY, NOVEMBER 23**

Minnesota at Atlanta	9:00
----------------------	------

**THURSDAY, NOVEMBER 26**  
(Thirteenth Weekend)

Chicago at Dallas	3:00
Kansas City at Detroit	12:30

**SUNDAY, NOVEMBER 29**

Atlanta at Houston	3:00
Baltimore at New York Jets	1:00
Cincinnati at Cleveland	1:00
Denver at San Diego	1:00
Green Bay at Minnesota	12:00
Los Angeles at Pittsburgh	1:00
New York Giants at San Francisco	1:00
Oakland at Seattle	1:00
St. Louis at New England	1:00
Tampa Bay at New Orleans	1:00
Washington at Buffalo	1:00

**MONDAY, NOVEMBER 30**

Philadelphia at Miami	9:00
-----------------------	------

**THURSDAY, DECEMBER 3**  
(Fourteenth Weekend)

Cleveland at Houston	8:00
----------------------	------

**SUNDAY, DECEMBER 6**

Atlanta at Tampa Bay	4:00
Buffalo at San Diego	1:00
Dallas at Baltimore	2:00
Detroit at Green Bay	12:00
Kansas City at Denver	2:00
Los Angeles at New York Giants	1:00
Minnesota at Chicago	12:00
New England at Miami	1:00
New Orleans at St. Louis	12:00
New York Jets at Seattle	1:00
Philadelphia at Washington	1:00
San Francisco at Cincinnati	1:00

**MONDAY, DECEMBER 7**

Pittsburgh at Oakland	6:00
-----------------------	------

**SATURDAY, DECEMBER 12**  
(Fifteenth Weekend)

Minnesota at Detroit	4:00
New York Jets at Cleveland	12:30

**SUNDAY, DECEMBER 13**

Baltimore at Washington	1:00
Buffalo at New England	1:00
Chicago at Oakland	1:00
Cincinnati at Pittsburgh	1:00
Green Bay at New Orleans	12:00
Houston at San Francisco	1:00
Miami at Kansas City	1:00
New York Giants at St. Louis	12:00
Philadelphia at Dallas	3:00
San Diego at Tampa Bay	1:00
Seattle at Denver	2:00

**MONDAY, DECEMBER 14**

Atlanta at Los Angeles	6:00
------------------------	------

**SATURDAY, DECEMBER 19**  
(Sixteenth Weekend)

Buffalo at Miami	4:00
Dallas at New York Giants	12:30

**SUNDAY, DECEMBER 20**

Cincinnati at Atlanta	1:00
Cleveland at Seattle	1:00
Denver at Chicago	12:00
Green Bay at New York Jets	1:00
Kansas City at Minnesota	12:00
New England at Baltimore	2:00
Pittsburgh at Houston	3:00
St. Louis at Philadelphia	1:00
San Francisco at New Orleans	1:00
Tampa Bay at Detroit	1:00
Washington at Los Angeles	1:00

**MONDAY, DECEMBER 21**


Oakland at San Diego	6:00
----------------------	------

**PERTINENT DATES FOR THE 1981 NFL SEASON**

Saturday, Aug. 1:	Hall of Fame Game at Canton, Ohio (Cleveland vs. Atlanta)
Friday, Aug. 7-10:	First Preseason Weekend
Sunday, Sept. 6:	Regular Season Opens
Monday, Dec. 21:	Regular Season Closes
Sunday, Dec. 27:	NFL Playoffs (First Round)
Saturday, Jan. 2	
& Sunday, Jan. 3:	Divisional Playoffs
Sunday, Jan. 10:	AFC-NFC Championship Games
Sunday, Jan. 24:	Super Bowl XVI, Silverdome, Pontiac, Mich.
Sunday, Jan. 31:	AFC-NFC Pro Bowl, Honolulu, Hawaii

# Dish it out, 49ers.

Give it your best,  
San Francisco.  
Just like we do,  
in over 1100  
places.



## Saga Corporation

Food is what we do. And we do it best.

One Saga Lane • Menlo Park, California 94025

# A great pair of legs.



Check off options like Top Sirloin Steak and sweet Alaska King Crab Leg. Add great service and after dinner friendly huddles in the lounge. Nobody beats us for value... Period. That's Stuart Anderson's... and that's why "You're gonna feel good inside."™ For lunch or dinner.

**Stuart Anderson's**   
BLACK ANGUS/CATTLE COMPANY RESTAURANTS

Citrus Heights S. Sacramento Fremont San Lorenzo Sunnyvale  
Stockton Fresno Pleasant Hill  
and located throughout 13 states and Canada.