

1946 1956 1966 1976

1947 1957 1967 1977

1948 1978

1949

1950 1951 1952 1953 1954 1955 1956 1957 1958 1959 1960 1961 1962 1963 1964 1965 1966 1967 1968 1969 1970 1971 1972 1973 1974 1975 1976 1977 1978 1979 1980 1981 1982 1983

1984 1985

1986

1987 1988 1989 1990

1991 1992 1993 1994 1995 1996 1997 1998 1999 2000 2001 2002 2003 2004 2005 2006 2007 2008 2009 2010 2011 2012 2013 2014 2015 2016 2017 2018 2019 2020 2021 2022 2023 2024 2025 2026 2027 2028 2029 2030



# 1986 MEDIA GUIDE

# SAN FRANCISCO 49ERS' 1986 SCHEDULE

## PRESEASON

DAY	DATE	OPPONENT	LOCAL TIME
Sunday	August 10	LOS ANGELES RAIDERS	12:00 p.m.
Monday	August 18	At Los Angeles Rams	7:30 p.m.
Saturday	August 23	At Denver Broncos	7:00 p.m.
Friday	August 29	SEATTLE SEAHAWKS	6:00 p.m.

(Preseason game times subject to change).

## REGULAR SEASON

DAY	DATE	OPPONENT	LOCAL TIME
Sunday	September 7	At Tampa Bay Buccaneers	1:00 p.m.
Sunday	September 14	At Los Angeles Rams	1:00 p.m.
Sunday	September 21	NEW ORLEANS SAINTS	1:00 p.m.
Sunday	September 28	At Miami Dolphins	1:00 p.m.
Sunday	October 5	INDIANAPOLIS COLTS	1:00 p.m.
Sunday	October 12	MINNESOTA VIKINGS	1:00 p.m.
Sunday	October 19	At Atlanta Falcons	1:00 p.m.
Sunday	October 26	At Green Bay Packers (Milwaukee)	12:00 p.m.
Sunday	November 2	At New Orleans Saints	12:00 p.m.
Sunday	November 9	ST LOUIS CARDINALS	1:00 p.m.
Monday	November 17	At Washington Redskins	9:00 p.m.
Sunday	November 23	ATLANTA FALCONS	1:00 p.m.
Monday	December 1	NEW YORK GIANTS	6:00 p.m.
Sunday	December 7	NEW YORK JETS	1:00 p.m.
Sunday	December 14	At New England Patriots	1:00 p.m.
Friday	December 19	LOS ANGELES RAMS	5:00 p.m.

## 49ers' 1986 Training Camp Data

### LOCATION:

Sierra College  
5000 Rocklin Road  
Rocklin, CA 95677

Campus switchboard: 916/624-3333

49ers Switchboard: 916/624-8241

### DATES:

July 20 through August 23  
Return to Redwood City, California,  
training facility August 24

### REPORTING DATES:

Rookies — Sunday, July 20

Veterans — Friday, July 25

### CUTDOWN DATES:

August 19 — 60 players

August 26 — 50 players

September 1 — 45 players



More publications available at:

[www.retroseasons.com/library/](http://www.retroseasons.com/library/)

## TABLE OF CONTENTS

Directory .....	2-3	49ers All-time Standings .....	127
<b>Management Section</b> .....	5-12	Historical Highlights .....	128-132
Owner .....	6-7	All-time Roster .....	133-137
President/Head Coach .....	8-10	1947-49 Draft .....	138
Vice Presidents .....	11-12	49ers Initial Draft Choices .....	139
<b>Coaches and Staff Section</b> ..	13-26	49ers All-time Draft .....	140-148
'86 Coaching Staff .....	14-19	49ers All-time Coaches .....	149
Equipment and Training ..	19-20	<b>Records Section</b> .....	151-186
Scouts .....	21-23	Club Career Leaders ...	152-155
Administrative .....	24	Club Leaders	
Support .....	25-26	by the Years .....	156-163
<b>Players Biography Section</b> ..	27-94	Individual Single Game	
49er Veterans .....	28-81	Records .....	163-166
'86 Drafted Rookies .....	82-89	The Last Time .....	166
Others with Pro		Individual Season	
Experience .....	90-92	Records .....	167-168
Veteran Roster .....	93	Team Single Game	
First-Year Roster .....	94	Records .....	168-171
'85 Statistics .....	96-97	Team Season Records .	172-174
Defensive Statistics .....	97-98	Postseason Records ...	175-178
Playoff Statistics .....	99	All-time Coaches Records ...	178
'85 Season at a Glance .	100-110	Miscellaneous Records .	179-183
<b>History Section</b> .....	111-150	49ers Pro Bowl/All-Pros	184-186
Team-by-Team Results .	112-116	1986 League Schedule .	187-189
Year-by-Year Results ...	117-123	Salute to	
Preseason Results .....	124-126	40th Anniversary .....	190-192

49ers' Media Guide edited by Donnan Sinn, Shelley Wollman, Robert Yanagi, Jim Walker, Rodney Knox, and Jerry Walker

## 49ERS PHONE NUMBERS

Office .....	(415) 365-3420
Public Relations Night Line .....	(415) 364-4995
Candlestick Press Box .....	(415) 467-3103
Jerry Walker (home) .....	(415) 325-4099
Rodney Knox (home) .....	(415) 592-1356

## NFL TEAM TELEPHONE NUMBERS

Atlanta	404/588-1111	Houston	713/797-9111	N.Y. Giants	201/935-8111
Buffalo	716/648-1800	Indianapolis	317/252-2658	N.Y. Jets	212/421-6600
Chicago	312/295-6600	Kansas City	816/924-9300	Philadelphia	215/463-2500
Cincinnati	513/621-3550	L.A. Raiders	213/322-3451	Pittsburgh	412/323-1200
Cleveland	216/696-5555	L.A. Rams	714/535-7267	St. Louis	314/421-0777
Dallas	214/369-8000	Miami	305/576-1000	San Diego	619/280-2111
Denver	303/296-1982	Minnesota	612/828-6500	Seattle	206/827-9777
Detroit	313/335-4131	New England	617/543-7911	Tampa Bay	813/870-2700
Green Bay	414/494-2351	New Orleans	504/522-1500	Washington	703/471-9100

# San Francisco 49ers — Club Directory

## MANAGEMENT

Edward J. DeBartolo, Jr. ....	Owner
Franklin Mieuli .....	Limited Partner
Mrs. Victor P. Morabito .....	Limited Partner

## COACHING STAFF

Bill Walsh .....	President-Head Coach
George Seifert .....	Defensive Coordinator
Jerry Attaway .....	Physical Development Coordinator
Dennis Green .....	Receivers
Tommy Hart .....	Defensive Assistant
Norb Hecker .....	Linebackers
Mike Holmgren .....	Quarterbacks
Sherman Lewis .....	Running Backs
Bobb McKittrick .....	Offensive Line
Bill McPherson .....	Defensive Line
Ray Rhodes .....	Defensive Backs
Fred vonAppen .....	Specials Teams/Assistant OL/TE

## ADMINISTRATIVE STAFF

John McVay .....	Vice President & General Manager
Ken Flower .....	Vice President for Marketing & Community Affairs
Neal Dahlen .....	Coordinator of Football Operations
Ken Dargel .....	Ticket Manager
Murlan Fowell .....	Luxury Box Manager
Melrene Frear .....	Controller
Rodney Knox .....	Publications Coordinator
R.C. Owens .....	Executive Assistant
Tony Razzano .....	Director of College Scouting
Keith Simon .....	Business Manager
Jerry Walker .....	Director of Public Relations
Allan Webb .....	Director of Pro Personnel

## LEGAL STAFF

Carmen Policy .....	General Counsel
Ed Alvarez .....	Legal Counsel

## SCOUTING STAFF

Michael Lombardi .....	Staff Assistant/Scout
Bill Atkins, Ernie Plank, Neil Schmidt, Bob Whitman, Billy Willson ..	Scouts

## SUPPORT STAFF

Roy Gilbert .....	Video Exchange Coordinator
Bronco Hinek .....	Equipment Manager
Chico Norton .....	Equipment Manager Emeritus
Ted Walsh .....	Equipment Assistant
Michael Olmstead .....	Entertainment Director
Walt Porep .....	Video Operations Coordinator
Donnan Sinn .....	Summer Camp Assistant/Researcher
Robert Yanagi .....	Video Operations Director
Michael Zagaris, Dennis Desprois .....	Photographers

## MEDICAL STAFF

Lindsay McLean	Trainer
Fred Tedeschi	Assistant Trainer
Jeff MacNaughton	Training Assistant
Douglas C. Clemetson, D.D.S.	Dentist
Michael F. Dillingham, M.D.	Physician
James B. Klint, M.D.	Physician

## OFFICE STAFF

Donna Barnes	Ticket Office
Carrie Benneyan	Luxury Boxes
Troy Campagna	Computer Operations
Lynn Carrozzi	Ticket Office
Suzette Cox	Scouting
Sandy Fontana	Insurance
Margo Gibbs	Receptionist/Fan Mail
Pat Hatch	Accounts Payable/Gameday Payroll
Hilary Heuermann	General Manager/Football Operations
Nicole Langerak	President/Coaches
Nancy Lew	Business Office
Rick Morabito	Ticket Office
Carri Parham	Receptionist/Highlight Films
Angi Repetto	Assistant Coaches
Linda Saunders	Marketing/Community Affairs
Tina Slagle	Pro Scouting
Winnie Toro	Business Office
Laurie Welling	Marketing/Purchasing
Shelley Wollman	Public Relations
ADMINISTRATIVE OFFICES	711 Nevada Street
(415/365-3420)	Redwood City, CA, 94061
TICKET OFFICES	Candlestick Park
(415/468-2249)	San Francisco, CA 94124

DeBartolo & Walsh sketches by Julie Johans of St. Louis

## 49ERS' INFORMATION AT A GLANCE

OFFICE ADDRESS — 711 Nevada Street • Redwood City, California 94061  
Morabito Memorial Fieldhouse — 49ers Offices and  
Training Facility Telephone 415/365-3420

STADIUM — Candlestick Park (Capacity: 61,891)

COLORS — 49ers Gold and Scarlet

## TICKET INFORMATION

Reserved Seats — \$21 and \$13.

## 49ERS' TICKETS

49ers' Ticket Office (415/468-2249), Candlestick Park, San Francisco, California 94124 (Checks, Cashier Checks, Money Orders accepted only).

# Huddle at the Turtle.

Where's the best place to touch down before or after the game? Why, the Velvet Turtle, of course.

We serve a championship line-up of superb entrees. Like elegant Beef Wellington. Tender Rack of Lamb. Juicy Prime Rib. Plus a variety of other winning dishes. All at prices worth tackling.


So, for really marvelous food, don't fumble around.

Rush on over to the Turtle.

*The Velvet Turtle*



Burlingame, 342-0411; Pleasant Hill, 825-4511  
San Rafael, 472-7262; Menlo Park, 854-3813  
Sunnyvale, (408) 738-4070; San Jose, (408) 247-3477



**MANAGEMENT**

# Edward J. DeBartolo, Jr. — OWNER



For Edward J. DeBartolo, Jr., the 1986 NFL season marks his 10th as owner of the San Francisco 49ers and arrives with due excitement and anticipation for another potentially significant year in club chronicles.

During his first nine seasons, DeBartolo has molded San Francisco into a perennial playoff team from that struggling franchise he purchased in 1977. One of the youngest owners in the NFL, Eddie (as he is known to friends and 49er family) is also among the more successful owners in recent League history. Since 1981, for example, San Francisco has won 58

games . . . an average of nearly 12-a-year, and has reached postseason play four times.

As chief executive officer of the 49ers, DeBartolo's corporate responsibilities only begin with the San Francisco football franchise, since he also is president and chief administrative officer of The Edward J. DeBartolo Corporation.

Although each title represents a facet of his career as separate as the base cities are distant (San Francisco, CA & Youngstown, OH), DeBartolo's savvy and style have earned him continued respect by both colleagues and employees, in business as well as in professional sports circles.

As Forty Niners' owner, DeBartolo sees his primary function as providing emotional and financial support to his players, coaches and staff. When he purchased 90 percent interest in the franchise from the Morabito family in 1977, Eddie promised "unbending patience". And his patience held through the transition seasons of 5-9 in 1977, and consecutive 2-14 years in 1978 and '79. All the while, DeBartolo retained confidence in his team's potential.

With the hiring of Bill Walsh in 1979, that confidence and patience has paid off to the tune of world championships in 1981 and '84; NFC West crowns in 1981, '83, and 84; and playoff berths in four of the past five seasons.

Members of the 49ers' organization have continually praised him as a "coach's owner . . . a player's owner . . . a man who appreciates the effort, win or lose . . ." and recently, it has been more win than lose.

As president and chief administrative officer of the DeBartolo Corporation, Eddie oversees the growth and development of the nation's largest developer of shopping malls. Founded in 1948 by his father, Edward J. DeBartolo, Sr. (chairman and chief executive officer of the firm), the DeBartolo Corporation is one of America's greatest business success stories.

The development, operation, and ownership of nearly 68 million square feet of prime retail space across the country is only one element of the

Corporation. Office towers, mixed-use projects, condominiums, hotels, and professional sports enterprises are also part of its holdings nationwide.

Following graduation from Notre Dame in 1968, DeBartolo began an executive training program which gave him valuable experience in each of the Corporation's departments. He was appointed vice president in 1971 and became executive vice president five years later.

In 1979, DeBartolo assumed his current position and responsibility for the Corporation's 13,000 professionals nationwide.

DeBartolo has also actively participated in and supported charitable institutions. He has given generously of his time and influence to St. Jude's Children's Research Hospital, the Heart Fund, Cancer Crusade, and the United Way, among others.

He received the 1982 Salvation Army Citation of Merit in recognition of humanitarian efforts such as these. The award is the organization's highest honor, and had previously been bestowed upon such notables as Dwight D. Eisenhower, William Randolph Hearst, Cecil B. DeMille, and Helen Hayes. At 35, Eddie was the youngest honoree in history.

In 1985, DeBartolo was honored by the Boys' Town of Italy as its "Man-of-the-Year" for his support of that organization (aiding homeless and needy children). He was also the recipient of the 1985 Warner Award, the prestigious national honor given annually by the Pop Warner (youth) Football Association in Philadelphia. Previous winners of the highest individual award given by the group include: Joe Robbie, owner of the Miami Dolphins; Irv Cross, CBS Sports football analyst; and Joe Tomlin, founder and director of Pop Warner Football.

DeBartolo was also national chairman for the 19th Annual Victor Awards, sponsored by the Sportsmen's Club For The City of Hope in '85, and served as national banquet chairman for the 1986 recipient of the City of Hope's "Spirit of Life Award".

Born (Nov. 6, 1946) and raised in Youngstown, Ohio, Eddie has also actively supported that city's organizations. He has served as director of the Youngstown Youth Center and as a member of the Youngstown State University Board of Trustees.

Eddie is married to the former Cynthia Papalia, who prefers the nickname Candy, and who was his childhood sweetheart. They have three daughters: Lisa Marie (12/17/69), Tiffanie Lynne (11/27/70), and Nicole Anne (7/16/75).

## 49ers Strike Gold!

The 49ers won Super Bowl XVI to culminate a 16-win season, defeating the Cincinnati Bengals in the process, 49 days after they had defeated the Bengals during the regular season, in the 49th NFL World Championship game in history, on a date 134 years to the day that prospectors discovered gold for the first time in Northern California, at Sutter's Mill, Coloma, California, January 24, 1848.

# Bill Walsh

## PRESIDENT - HEAD COACH



In 1985, Bill Walsh led the San Francisco 49ers into postseason action for the fourth time in the past five years. Last season's road to the playoffs was not an easy one, however, as the team posted a 3-4 mark through the first seven games before Walsh rallied his troops to seven wins in the last nine games. The 49ers finished the season at 10-6, and earned a spot in postseason play.

With 10 victories in 1985, Walsh upped his career wins total as Niners' head coach to 66. He is six victories shy of the club record of 72, held by Lawrence T. "Buck"

Shaw. Additionally, Bill's .579 (66-48) winning percentage is second only to Shaw's .638 mark among 49ers' coaches.

In seven seasons, he has completely remodeled a struggling 2-14 team into one of the premier franchises in the League. With San Francisco's convincing 38-16 victory over the Miami Dolphins in Super Bowl XIX (Jan. 20, 1985), Walsh joined Chuck Noll of the Pittsburgh Steelers, Tom Flores of the L.A. Raiders, and the late-Vince Lombardi of the Green Bay Packers as the only coaches with multiple victories and no defeats in Super Bowl competition (Noll is 4-0, Flores is 2-0, and Lombardi was 2-0. Walsh is 2-0).

No team in the history of the NFL had experienced the success enjoyed by the 49ers in 1984. The squad set numerous team and individual marks during the regular season and played spectacular football during the playoffs. The team won an NFL-record 18 games (including playoffs) against one defeat (equalled by the Bears in 1985).

The 49ers gained their third NFC Western Division title under Walsh in '84, and second world championship. Walsh was named Coach-of-the-Year at the conclusion of the 1984 season, an award he also received following the team's first world championship season of 1981.

Since becoming the Oakland Raiders' backfield coach in 1966 under then Head Coach Al Davis, Walsh has gained a reputation for his creativity. In addition to developing the highly acclaimed Joe Montana, Walsh is generally given credit for the development of two AFC quarterbacks, Cincinnati's Ken Anderson and San Diego's Dan Fouts. Anderson won two NFL passing titles under Walsh's tutelage when Walsh was an assistant with the Bengals in the late '60s and early '70s. In one season as offensive coordinator in San Diego (1976), Fouts says Walsh turned his entire career around. Walsh also developed two NCAA passing champions (Guy Benjamin and Steve Dils) during his two years as head coach at Stanford (1977-78), and his list of either Pro Bowl or All-America pass receivers includes Bob Trumpy, Eric

Crabtree, Chip Myers, Isaac Curtis, Charlie Joiner, James Lofton, Ken Margerum and Dwight Clark. He also is credited with cajoling top seasons out of quarterbacks Greg Cook, Sam Wyche, Virgil Carter and Steve DeBerg, and receivers Speedy Thomas, Pat Curran, Charle Young, Russ Francis, Earl Cooper, Freddie Solomon, Roger Craig, and Jerry Rice.

\* \* \* \* \*

Walsh's first coaching experience came as a graduate assistant at San Jose State. As an undergraduate in the early '50s, he had played both ways at end for Coach Bob Bronzan. He entered high school coaching in the San Francisco East Bay area at Fremont's Washington Union High School in 1957. By his second season there, his team was 9-1 and conference champion. Prior to that, Washington Union had been 1-26. It was a complete turnaround, and it would become a familiar pattern when Walsh again became a head coach two decades later.

He began a long apprenticeship as an assistant coach in 1960, when he became defensive coordinator on the staff of Coach Marv Levy at the University of California. In 1963, he moved across the Bay to Stanford as Coach John Ralston's administrative assistant (recruiting coordinator) and defensive backfield coach. In 1966, Bill joined the Raiders. Then just over a year later, when the American Football League expanded into Cincinnati, Walsh became Paul Brown's quarterbacks and receivers coach.

Following eight prosperous seasons with the Bengals, Walsh joined Coach Tommy Prothro for a year as offensive coordinator of the Chargers, then moved to Stanford in '77 as head coach. His two Stanford teams were 17-7 overall and captured bowl wins at the conclusion of both seasons — the Bluebonnet and Sun Bowls. Stanford had not played in a bowl game in five years prior to '77.

Edward J. DeBartolo, Jr., the Forty Niners' owner, hired Walsh as the 11th head coach in San Francisco history, Jan. 9, 1979. Walsh took over a team that had gone 31-55 in the previous 86 games, an expansion-like team of talent that had finished 2-14 in 1978 and near the bottom of the League in nearly every offensive statistical category.

\* \* \* \* \*

Bill was born Nov. 30, 1931, in Los Angeles. Following his sophomore year in high school, his parents moved to Oregon for one year, then moved to Hayward, Calif., in the San Francisco East Bay area, where Bill finished high school.

Following graduation from Hayward High and two years at San Mateo Junior College, he enrolled at San Jose State, where he majored in education. He obtained his master's degree in 1959 and put in a two-year hitch in the U.S. Army.

A tennis enthusiast and a constant reader of current events and historical non-fiction works, Bill lives with his wife, Geri, and daughter, Elizabeth (5-28-71), in Menlo Park, Calif. Bill and Geri also have two grown sons — Steve (12-27-55) and Craig (7-10-59).

**BILL WALSH AS A HEAD COACH**

Year	Team	Won	Lost	Pct.
1977	Stanford	9	3	.750
1978	Stanford	8	4	.667
1979	San Francisco	2	14	.125
1980	San Francisco	6	10	.375
1981	San Francisco	16	3	.842
1982	San Francisco	3	6	.333
1983	San Francisco	11	7	.611
1984	San Francisco	18	1	.947
1985	San Francisco	10	7	.588

**Overall at Stanford** — 17-7 (includes '77 Sun Bowl and '78 Bluebonnet Bowl wins).

**Overall at San Francisco** — 66-48 (. 579 — counts three playoff wins in January, 1982, including Super Bowl XVI; '83 playoff mark of 1-1, three '84 postseason wins, including Super Bowl XIX; and '85 playoff mark of 0-1).



# John E. McVay

## VICE PRESIDENT-GENERAL MANAGER

John McVay begins his eighth year with the 49ers, and his third season as vice president-general manager. He handles the bulk of the contract negotiations for the team among many other administrative duties and responsibilities with the club.

Although John was saddled with contractual settlements early in the year, he still exercised his role as overseer of all non-football operations. He has been San Francisco's chief administrator (under Bill Walsh) since the conclusion of the 1981 season when he was appointed administrative vice president. McVay began his career with the 49ers in January of 1979 as the team's director of player personnel. He was promoted to director of football operations in 1980 and served in the administrative vice president's capacity until being named vice president and general manager in 1983.



All seven department heads (marketing, scouting, public relations, business, tickets, training, and equipment) report directly to McVay. John coordinates the movement of each department on the counsel of Walsh and team owner Edward J. DeBartolo, Jr. The three embody the major decision-making element of the organization.

A native of Bellaire, Ohio, and a product of the famous high school football town of Massillon, Ohio, McVay came to the 49ers after having served the New York Giants as head coach for two and one-half seasons (1976-78).

He had been hired by Giants' Owner Wellington Mara in 1975 as an assistant coach in charge of research and development, but was elevated to head coach in the middle of the '76 season when Bill Arnsparger was released. His won-lost record with the Giants was 14-23.

Prior to joining the Giants, McVay was the head coach and general manager of the Memphis Southmen of the World Football League, where his teams were 24-7 in the year and one-half that league existed. McVay had left the University of Dayton, where he was head football coach for nine years (1965-73), and athletic director in '72 and '73, to join the Southmen.

McVay excelled as a player before entering coaching and administrative work. He was an All-Ohio center as a Massillon schoolboy, and an All-Midwest selection and two-time team MVP as a center at Miami University in Oxford, Ohio, where he played for both Woody Hayes and Ara Parseghian. Because of John's lack of size, Hayes awarded McVay Miami's last available football scholarship his freshman year, and John went on to become a four-year regular for the Redskins. He captained the team as a senior, and today is a member of that school's athletic Hall of Fame.

McVay went from Miami to become one of its 60-plus "Cradle of Coaches" alumni who have been successful collegiate and professional football coaches and administrators throughout the U.S. and Canada.

His coaching career began with a three-year stint at Lancaster (Ohio) High School, and he moved to Franklin (Ohio) High for one year, before a five-year stay (41-7) at Canton (Ohio) Central Catholic High School. From the prep ranks he joined Duffy Daugherty's staff at Michigan State as an assistant in 1962 and stayed three years. From MSU, McVay took over the Dayton post, and led the Flyers to their first winning grid season in ten years when they finished 8-2 in 1966.

John and his wife, Lee, have four grown sons (Rick Robinson & John Jr., Jim, and Tim McVay) and live in nearby Belmont, Calif. They also have four grandsons.

## **Ken Flower** **VICE PRESIDENT FOR** **MARKETING AND COMMUNITY AFFAIRS**



Ken Flower's main responsibilities include contact with the office of the Mayor of San Francisco, and with numerous civic and business groups in the Bay Area . . . besides his regular duties of overseeing the marketing end of the operation and dealing with the radio and TV networks as a liaison.

Ken began his administrative career with San Francisco in 1976 as a consultant for the team's radio and preseason television broadcasts. He was elevated to director of advertising in 1980, when he took on additional duties of securing advertisers for Gameday Magazine (then called PRO!). Flower assumed directorship of marketing and community affairs prior to the 1981 championship season. With that promotion came added responsibilities and contact with local civic and business organizations.

A native San Franciscan, Ken is a graduate of Lowell High and Menlo (Jr.) College. An outstanding basketball player, and member of the Menlo College Hall of Fame, Flower served as team captain on the 1953-54 basketball squads at the University of Southern California. He was the Southern California Collegiate Player-of-the-Year both seasons at USC, in addition to being selected All-Pacific Coast and All-America.

After taking his degree from Southern Cal, Flower entered the U.S. Air Force as a First Lieutenant, and coached the U.S. Air Force All-Star Basketball Team to the AAU Championship in 1957.

Ken worked as sales account executive for CBS Films, based in New York and San Francisco (1958-61). He later moved over to ABC-TV in sales management (1961-69), and served as vice president of sales and marketing for NFL Films (1969-76). Ken also was a sports communications consultant to the Hyatt Hotel Corp., and a media consultant with the performing group "Up With People", before assuming his full-time duties with the 49ers.

He and his wife, Alvina, live in Sausalito, Calif., and have two grown sons (Jeff and Ken) and one daughter (Kimberly).

**COACHES  
&  
STAFF**



# 1986 COACHES AND STAFF

## George Seifert — DEFENSIVE COORDINATOR



The San Francisco defense under coordinator George Seifert allowed only 263 points in '85, bettered only by Chicago's 198 points allowed last season. Seifert's units surrendered a League-low 227 points in 1984.

George begins his seventh season of coaching in the NFL (the first three as San Francisco's secondary coach) following 15 years in the collegiate ranks.

After graduating from Utah (1963), Seifert served a six-month tour of duty with the U.S. Army. He returned to Utah as a graduate assistant coach in 1964. Then, in 1965, George was named head coach at Westminster College in Salt Lake City, Utah.

He moved on to assistant positions at Iowa (1966) and Oregon (1967-71), before joining Stanford University's staff (1972-74) as secondary coach (transforming the defensive backfield into the Pac-8 Conference's best statistically in both '72 and '73).

Seifert left Stanford in 1975 to become head coach at Cornell University (1975-76), but returned to Stanford to join Bill Walsh's staff in 1977. The Cardinal pass defense was second in the Pac-10 in both '78 and '79.

In 1980, George joined Walsh again, this time with the 49ers as secondary coach.

A native of San Francisco, and a graduate of Poly High School there, Seifert was born Jan. 22, 1940. He and his wife, Linda, have two children (Eve and Jason) and live in Sunnyvale, Calif.

## Jerry Attaway — PHYSICAL DEVELOPMENT



Jerry Attaway's role includes handling the dietary and nutritional needs of each player in addition to supervising weight and exercise training.

Jerry begins his fourth season as the 49ers' coordinator for physical development, following five years in a similar capacity at the USC.

Attaway is a product of UC-Davis and Cal State-Sacramento. An injury cut short his football career at UC-Davis, and he finished his undergraduate work in physical education at Sacramento State in 1972.

Following graduation, he served as an assistant coach at the College of Idaho for three years and then spent the next two seasons as an assistant at Utah State, prior to his USC stint.

During his first three years at Southern Cal, Jerry was the assistant offensive line coach as well as coordinator for physical development. He concentrated on those latter duties his last two years with the Trojans.

Jerry was born Jan. 3, 1946, in Susanville, Calif. He is single and lives in San Carlos, Calif.

## **Dennis Green — RECEIVERS**

Dennis Green returned to the 49ers, and head coach Bill Walsh, in 1986 following five seasons as head coach at Northwestern University.

Green, who will coach San Francisco's receivers, served as running backs coach for Walsh's initial 49ers' coaching staff (1979), handling receivers and special teams. Green returned to Stanford as offensive coordinator under Paul Wiggin in 1980, prior to accepting the head job at Northwestern in 1981.

In his second season at the Northwestern helm, Green was named Big Ten Coach-of-the-Year in 1982, as his charges won three contests to break a 34-game losing streak. The Wildcats finished with 2-9 records in 1983 and '84, and were 3-8 last season.

A two-year starting tailback at Iowa, Green played briefly with the British Columbia Lions of the Canadian Football League (following graduation). He returned to Iowa as a graduate assistant in 1972, and was named offensive backs/receivers coach at Dayton in '73. Green served three seasons (1974-76) as quarterbacks/receivers coach again at Iowa before joining Walsh at Stanford.

Green was born in Harrisburg, Pa., Feb. 17, 1949, and earned a bachelor of science degree in education at Iowa in '71. Dennis is married (Margie) and has two teenage children (Patty and Jeremy). The Greens make their home in Santa Cruz, Calif.



## **Norb Hecker — LINEBACKERS**

The senior member of the 49ers' coaching staff leads one of the younger units of the team.

The 49ers' linebacking mentor since 1979 ('86 is his eighth season with the Niners), Norb Hecker celebrates his 29th year in professional football as a player and coach.

As a player, Hecker was a Little All-America offensive end at Baldwin-Wallace College in Berea, Ohio. His professional career began with Los Angeles, where he played both offensive end and defensive back (1951-53) with the Rams. He spent a season in Toronto (Canadian Football League) in 1954, before signing with Washington (for three seasons, 1955-57).

Norb returned to the CFL as a player-coach in 1958 with the Hamilton Tiger Cats, and the next season joined Vince Lombardi as an assistant coach in Green Bay. With the Packers (1959-65), he was part of the team's glory years. Following his Green Bay tenure, Hecker spent two and one-half seasons as head coach of the Atlanta Falcons (1966-68) and three years (1969-71) as defensive coordinator for the New York Giants. He left the NFL in 1972 and spent seven seasons as an assistant coach at Stanford University, his last two coaching on Bill Walsh's staff there. Hecker came to the 49ers with Walsh in early '79.

Co-founder of the NFL Players Association, Norb was born in Olmstead Falls, Ohio, May 26, 1927. He and his wife, Barbara, have five grown children — (Douglas, Jeffrey, Jane, Karen, and Cheryl) and four grandchildren — and live in Redwood City, Calif.



## Mike Holmgren — QUARTERBACKS



San Francisco native Mike Holmgren returned home in '86 to accept his first coaching job in the professional ranks.

Holmgren, who was named 1965 San Francisco Prep Player-of-the-Year as Lincoln High's quarterback, will coach 49ers' quarterbacks. He served in the same capacity at Brigham Young the past four seasons (1982-85).

After graduation from Lincoln, Holmgren played at the University of Southern California (1966-69), and was drafted by the St. Louis Cardinals in the eighth round of 1970. He was in camp with the Cardinals and New York Jets in '70, prior to returning to his high school alma mater to coach the 1971 season.

Holmgren moved on to Sacred Heart High for the 1972-74 seasons, and led Oak Grove High from 1975-80. He served as the quarterbacks coach and offensive coordinator at San Francisco State in 1981, preceeding his appointment at BYU in '82.

At BYU, Mike tutored such names as Robbie Bosco and Steve Young, while the Cougars retained their national respect as one of the most potent passing offenses in the collegiate ranks. The '84 BYU squad won the school's first national championship in football.

A business finance major at USC, Holmgren earned his bachelor of science degree in 1970. He was born June 15, 1948. Mike and his wife, Kathy, have four daughters (twins: Jenny and Calla; Emily, and Gretchen).

## Sherman Lewis — RUNNING BACKS



Only the Indianapolis Colts (5.0) had a better rushing average than the 4.7 yards per attempt posted by Sherman Lewis' group in 1985.

Sherman, who was an assistant coach at Michigan State University for 14 seasons, enters his fourth year in the NFL as the 49ers' running backs' coach.

An assistant with MSU from 1969 through 1982, Sherman was the assistant head coach and defensive coordinator for the Spartans his final three years there. He was a member of the staffs of Duffy Dougherty, Denny Stolz, Darryl Rogers, and Frank "Muddy" Waters at MSU.

The second runner-up for the 1963 Heisman Trophy (behind Roger Staubach of Navy and Billy Lothridge of Georgia Tech), Lewis was a two-way All-America halfback in football, and earned *Football News* College Player-of-the-Year honors in 1963. He was also a standout track and field performer for the Spartans.

Born in Louisville, Ky., on June 29, 1942, Sherm and his wife, Toni, have two sons (Kip, a varsity gridder at the University of Arizona, and Eric) and live in Sunnyvale, Calif. He earned his master's degree from Michigan State in educational administration in 1974.

## **Bobb McKittrick — OFFENSIVE LINE**

The play of Bobb McKittrick's is an extremely vital, although often overlooked, element of the San Francisco offense.

Bobb enters his 16th season in the NFL and his eighth with San Francisco as offensive line coach.

McKittrick has been coaching professional football since 1971 when he was an assistant with the Los Angeles Rams under Tommy Prothro (1971-72). He took a sabbatical from football in 1973 to do graduate work at his alma mater (Oregon State), before rejoining Prothro in the NFL at San Diego (1974-78). He also coached the Chargers offensive line under Don Coryell at the conclusion of the '78 season.

Bobb began his coaching career in 1961 as an assistant at Oregon State, after three years in the U.S. Marine Corps as an officer. He coached at Oregon State (1961-64) and UCLA (1965-70) on the collegiate level.

McKittrick was born in Baker, Ore., Dec. 29, 1935. He and his wife, Teckla, have two grown sons (Ladd and Mike) and live in San Mateo, Calif.



## **Bill McPherson — DEFENSIVE LINE**

The 60 sacks by San Francisco in '85 were just one shy of the team record of 61 (set in '76).

Entering his ninth year of professional football coaching, Bill McPherson is in his eighth season with the 49ers — one as linebackers coach and the last seven (counting 1986) as defensive line coach.

A defensive tackle at Santa Clara in the early '50s, McPherson began coaching in 1956 at his high school alma mater, San Jose's Bellarmine Prep (1956-62), following Army service in Korea. He later was the defensive coordinator at the University of Santa Clara (1963-74) for 12 years before moving to UCLA (1975-77). McPherson coached the defensive line with both schools. McPherson was inducted into Santa Clara University's Athletic Hall of Fame as a player and coach in May, 1984.

At UCLA, Bill worked with Dick Vermeil, whom he later joined as an assistant with the Philadelphia Eagles. McPherson was linebackers coach for Vermeil in Philadelphia (1978) for one year, before returning to his native state of California and joining the 49ers.

Bill and his wife, Elsie, have five children (Michael, Claire, Joanne, Marianne, and Patrick — a linebacker and tight end at Bellarmine) and live in San Jose, Calif. He was born there Oct. 24, 1931.



## Ray Rhodes — DEFENSIVE BACKS



Ray Rhodes' defenders allowed fewer touchdown passes (11) than any other team in the League last year (1985). The unit's 14 touchdown passes allowed in '84 tied for League-low (with Chicago).

Ray, who served under George Seifert as the 49ers' assistant secondary coach in 1981 and 1982, is in his fourth season as San Francisco's defensive backfield coach. He entered the coaching profession in 1981, just in time for the 49ers' first world championship, after seven seasons in the league as a fine, all-around player.

Rhodes, who played defensive back for San Francisco in 1980, came to the 49ers after six seasons with the New York Giants, where he played both offense and defense. Drafted by the Giants in the tenth round of '74, Ray played wide receiver until 1977 when he was switched to defensive back. He led all NFC receivers in average yards gained (20.7) per catch in 1975.

A collegiate running back at TCU for two years before ending his career at Tulsa as a wide receiver, kick returner, and running back, Ray also earned letters in track & field at Tulsa.

Rhodes, a native of Mexia, Tex., was born Oct. 20, 1950. He and his wife, Carmen, have four daughters (Detra, Candra, Tynesha, and Raven) and live in Fremont, Calif.



## Fred vonAppen — SPECIAL TEAMS



In addition to handling San Francisco special teams, Fred vonAppen also assists with the coaching of the 49ers' offensive line.

A former Stanford assistant coach under Bill Walsh, Fred joined the 49ers during the 1983 offseason as special teams coach.

vonAppen worked for Walsh during Stanford's bowl years of 1977 and '78, then left when Walsh came to the 49ers in 1979. At that time, Fred joined the Green Bay Packers as defensive line coach.

He coached at Linfield College in McMinnville, Ore., where he was an all-league selection as a player and where he received both his bachelor's (1964) and master's (1965) degrees. He also has worked at Arkansas ('69 and '81), UCLA ('70), Virginia Tech ('71), Oregon (1972-76), Stanford (1977-78 and '82), and Green Bay (1979 and '80).

Now in his 23rd year of coaching, vonAppen is a native of Eugene, Ore. (Mar. 22, 1942). He and his wife, Sally, have three children (Mark, Molly, and Joe). They live in Cupertino, Calif.

## Tommy Hart — DEFENSIVE ASSISTANT

Tommy Hart, a former all-pro defensive end for the 49ers, was named assistant defensive line coach during the 1983 offseason.

Hart, who retired from the NFL in 1980 following 13 seasons, assists defensive line coach Bill McPherson.

He has operated Tommy Hart's Sport Store in Redwood City since his playing days. He concluded his career in New Orleans in 1980, following two seasons in Chicago (1978 and '79).

Hart was born Nov. 11, 1944. He is married (Cherrie Ann) and they have four daughters (Sebrina, Ywakita, Tanya, and Crystal). They live in Redwood City, Calif.



## Bronco Hinek — EQUIPMENT MANAGER

Frank Bronco Hinek (Hen-ick) enters his third year as the team's equipment manager, following one season (1983) as assistant equipment manager to Chico Norton. He joined the 49ers' staff during the 1983 offseason following 14 years with the San Diego Chargers.

Born in Milwaukee, Wis., where his father (Frank) worked as an equipment manager for Marquette University (and later the Oakland Raiders — 1960-62), Bronco was the chief clubhouse attendant with the Chargers for four seasons (1969-72), and assistant equipment manager with that club from '72 through 1982.

He got his start in the field helping his father at Marquette and Oakland (and serving as a camp assistant with the Los Angeles Rams — 1968-69).

Bronco, widowed, married Trish Bernie of Moraga, Calif. (3-19-59 — 12-9-85), in July, '83. He lives in Redwood City, Calif.



## Chico Norton — EQUIPMENT MANAGER EMERITUS

Forrest "Chico" Norton has become a San Francisco institution. Chico, whose nickname comes from his hometown of Chico, Calif., begins his 32nd season in the 49ers equipment room — third as equipment manager emeritus. He has been with the organization longer than any other employee.

Born Nov. 24, 1919, Norton first entered professional athletics when he went to work for the San Francisco Seals baseball team in 1948. He joined the 49ers as equipment manager in 1955.

He and his wife, Sylvia, live in San Francisco. They have seven grown children.



## **Lindsay McLean — TRAINER**



Lindsay McLean has been an athletic trainer for 26 years, including 11 as head trainer at the University of Michigan. He joined the 49ers as co-trainer in 1979 and was named the team's head trainer in 1982.

Before he joined Michigan's staff (1968-78), McLean served as head trainer at UC-Santa Barbara (1963-64) and San Jose State (1965-67). He was named College Trainer-of-the-Year in 1976.

A native of Nashville and a 1960 graduate of Vanderbilt, McLean received his certification in physical therapy from Herman Hospital in Houston, Tex., in 1961.

He entered the training profession in '61 as an assistant at Michigan (1961-62) prior to joining the UC-Santa Barbara staff.

McLean, who served as chairman of the National Athletic Trainers Association Certification Committee for 10 years and was the U.S. Olympic Team trainer for the 1976 Winter Games, was born June 28, 1938. He is single and lives in Redwood City, Calif.

## **Fred Tedeschi — ASSISTANT TRAINER**



Fred Tedeschi begins his first season as assistant trainer with the 49ers. He assumed the job May 8, 1986, replacing John Miller.

He previously had served as head trainer for the Men's and Women's Olympic Volleyball Teams (1985), accompanying the teams on tours through Europe and the Caribbean. Prior to his work with the Olympic Teams, Fred spent the 1983-84 seasons as a training assistant with the Niners.

A graduate of University of the Pacific with a degree in physical education, Tedeschi took his master's of arts in sports medicine from UOP in 1984. He was certified by the National Athletic Trainers Association in '83. Additionally, Fred received three varsity letters in golf for the Tigers.

He was born Alfred John Tedeschi in Calistoga, Calif., May 14, 1959. Fred competed in basketball and golf at Justin Sienna High in Napa, Calif.

## **Ted Walsh — EQUIPMENT ASSISTANT**

Ted Walsh enters his seventh season with the team, however, his first as a full time staff member. He has worked with the equipment staff assisting during training camp and in-season since 1979. The Concord, Calif., native took on the full-time duties in April of this year.

## **Jeff MacNaughton — TRAINING ASSISTANT**

The 1986 season will be Jeff MacNaughton's fourth with the team. During 1983-84 he served on the team's training staff while working on his degree in athletic training at San Jose State. He stayed with the team last season while working towards his graduate degree.

## Allan Webb — DIRECTOR OF PRO PERSONNEL

Allan Webb handles all the 49ers' research of player movement within the professional football ranks. He also scouts upcoming 49ers' opponents to assist the game plan formulation.

Webb joined the team in 1983, following four years as the Director of Pro Personnel with the Cleveland Browns. Prior to his tenure in Cleveland, Webb had served on John McVay's coaching staff with the N.Y. Giants. He went to the Giants in 1972 as a scout and took over offensive backfield coaching duties in 1974, remaining with the Giants until moving to Cleveland.

A starting safety with New York in 1962-63, Webb played with the Giants until 1965. A Little All-America pick at Arnold College in Connecticut (1952) as a running back and defensive back, Webb had a try-out with the Los Angeles Rams in 1955 after two years of service in the Navy.

Allan and his wife, Olga, have two grown children (Lisa and Marc) and reside in San Mateo, Calif.



## Tony Razzano — DIRECTOR OF COLLEGE SCOUTING



As director of college scouting, Tony Razzano is in charge of the team's scouting of college talent, and subsequent drafting of those players.

Tony joined the Niners in 1979 as a special assistant in the scouting department. He was named to his current post in 1981. He came to the team after a three-year stay with the New England Patriots as an area scout.

Razzano began his scouting career with the Washington Redskins in 1963. After five years, he moved west to join the scouting staff of the Chargers, where he scouted the northeast and midwest regions for San Diego from 1967-71.

He spent three years in the Army prior to entering the University of Pittsburgh (1946-51), where he earned letters in both football and wrestling.

Tony and his wife, Carolyn, have six children (Robin, Tom, Lisa, Tony Jr., David, and Elizabeth) and live in Palo Alto, Calif.

## Billy Atkins — NORTH/SOUTHEAST REGION SCOUT

Billy Atkins enters his third season as a scout with San Francisco in 1986.

Atkins began his professional football career in 1958 as a fourth-round draft choice of the 49ers. Billy was an all-conference choice and MVP of Auburn University's 1957 national championship team (selected by AP).

Atkins played defensive back with San Francisco for two seasons prior to spending as many years with the Buffalo Bills. He also played with the New York Jets and Denver Broncos in the old AFL, and was head football coach and athletic director at Troy State for six years before joining the coaching staff of the Buffalo Bills in 1972.



He returned to the 49ers as a defensive backfield coach for the 1976-77 seasons and held the same job with Detroit (1978-79) and St. Louis (1980-81). Atkins had served as a scout for the Green Bay Packers (1982-83) before rejoining the 49ers in 1984.

Billy and his wife, Doris, have two children (Paige and Ace) and live in Marietta, Ga.

## **Michael Lombardi — SOUTHWEST/WEST REGION SCOUT**



Mike Lombardi joined the 49ers' scouting staff just prior to the 1984 collegiate draft.

He served as the "in-house" coordinator of all scouting reports during that period, then scouted players in the northeast region during the '84 fall season. Mike repeated his coordinating responsibilities for the 1986 draft in addition to his scouting duties.

The Ocean City, New Jersey, native played nose tackle at Hofstra University (1978-81) preceding his position as assistant coach at the University of Nevada-Las Vegas. He took over the recruiting coordinator position at UNLV during his last two seasons (1982-83), while coaching the defensive linemen.

Lombardi married the former Millie Kluzinski, June 21, 1986. They live in Mountain View, Calif.

## **Ernie Plank — EAST/MIDWEST REGION SCOUT**

Ernie Plank has scouted for the 49ers since 1978. He was hired by San Francisco after serving five seasons as an assistant coach at Northwestern University.

Since joining the team, Plank has scouted an impressive list of current Niner redoubtables including: Joe Montana, Keena Turner, Carlton Williamson, William "Bubba" Paris, John Frank, and Derrick Harmon.

The former two-way lineman for the Miami University (Ohio) Redskins (1946-49), coached at his alma mater from 1956-62. Plank coached at Yale (1963-64) and Indiana (1965-72), before his duty at Northwestern (1973-77).

Ernie and his wife, Virginia, have a son (James) and a daughter (Victoria) and reside in Milford, Ohio.



## **Neil Schmidt — SOUTHEAST REGION SCOUT**



Neil Schmidt is the senior member of the 49ers' scouting staff, having served the club for 12 years as an area scout.

An outstanding, two-sport performer at Purdue University, Schmidt was a defensive back for the football team and a starting guard on the Boilermakers basketball squad (1948-50).

Neil took his masters degree from Bowling Green State University in 1958, and began coaching football on the high school level. He moved on to the University of Miami (Fla.), where he concluded a 12-year career as offensive coordinator. Schmidt spent three years (1971-74) with

BLESTO scouting combine in the NFL prior to joining the Niners in 1975.

Neil was born July 3, 1927, in Reinfield, Russia. He moved to the United States when he was two-years old. He and his wife, Rosemary, have two children (Diane and Randall) and make their home in Atlanta, Ga.

## **Bob Whitman — SOUTHEAST REGION SCOUT**

Bob Whitman begins his fourth year on the 49ers' scouting staff.

In 1983, he brought with him more than 25 years of experience as a coach and scout on the collegiate and professional levels.

A college quarterback at Tulane University, Bob served on the coaching staff at his alma mater from 1952-61. Whitman had been the head football coach and athletic director at Perkinson Junior College in Perkinson, Miss., before his duty at Tulane. He left his post as defensive coordinator at Tulane to serve as head coach of East Jefferson High in Metairie, La., for seven seasons.

Whitman joined the scouting staff of the New Orleans Saints in 1968. He became chief scout for the Saints in 1971, and was named the team's director of player personnel in 1973. Bob stayed with the Saints until 1983 when he joined the Niners staff.

Whitman and his wife, Miriam, have eight children (Bob Jr., Judy, Mickey, Gerald, Wayne, Kenneth, Joan, and Laura) and live in Metairie, La.



## **Billy Wilson — SOUTHWEST/WEST REGION SCOUT**

One of the all-time great 49er players, Billy Wilson now serves the team by scouting the western region of the U.S.

The San Jose State product played for ten seasons with San Francisco (1951-60), racking up 5,902 yards and 49 touchdowns. Wilson led the NFL in total receptions during three of his ten seasons, and was a six-time selection to the Pro Bowl.

Billy has had three tours of duty as a coach with the Niners, as he coached the wide receivers from 1961-62 and 1964-67. Wilson came back a third time in 1980, and continues to assist the coaching staff during training camp and at games (in addition to his role in the scouting department).

Wilson and his wife, Shirley, have four children (Wynn, Gregg, Holly, and Tracy) and live in San Jose, Calif.



## ADMINISTRATIVE STAFF



**Carmen Policy**  
General Counsel



**Keith Simon**  
Business  
Manager



**Jerry Walker**  
Public Relations  
Director



**Neal Dahlen**  
Football  
Operations  
Coordinator



**Ken Dargel**  
Ticket  
Manager



**R.C. Owens**  
Executive  
Assistant



**Murlan Fowell**  
Luxury Box  
Manager



**Rodney Knox**  
Publications  
Coordinator



**Mel Frear**  
Controller



**Roy Gilbert**  
Video Exchange  
Coordinator

## SUPPORT STAFF



**Donna Barnes**  
Ticket Office



**Carrie Benneyan**  
Luxury Boxes



**Troy Campagna**  
Computer  
Operations



**Lynn Carrozzi**  
Ticket Office



**Suzette Cox**  
Scouting Office



**Sandy Fontana**  
Business Office



**Margo Gibbs**  
Receptionist



**Pat Hatch**  
Business Office



**Hilary Heuermann**  
GM's Office



**Nicole Langerak**  
President/  
Coaches



**Nancy Lew**  
Business Office

## SUPPORT STAFF



**Rick Morabito**  
Ticket Office



**Jeff MacNaughton**  
Training Dept.



**Carri Parham**  
Receptionist



**Angi Repetto**  
Coaches Office



**Linda Saunders**  
Marketing Office



**Tina Slagle**  
Pro Scouting  
Office



**Winnie Toro**  
Business Office



**Ted Walsh**  
Equipment Dept.



**Laurie Welling**  
Marketing/  
Business Office




**Shelley Wollman**  
Public Relations



**Robert Yanagi**  
Video  
Coordinator

PLAYERS





## John Ayers • 68

GUARD • WEST TEXAS STATE • 10TH YEAR  
HT: 6-5 • WT: 265 • BORN: 4-14-53 • (D-8 IN '76)

**PRO:** Arguably the most consistent performer on Niners' offensive line over the last seven seasons . . . Has started 105 of 106 games (114 of 115, counting nine postseason contests) since '79 . . . His 55 straight starts is team's longest current streak . . . **1985:** Turned in usual fine year, while starting all 16 regular season games and wild card playoff contest . . . Named to UPI's 2nd team All-NFC . . . Also selected AP all-pro honorable mention . . . Poked in right eye at Detroit (10-20), forcing him out of action for entire second half . . . Returned to starting lineup the following week against L.A. Rams (10-27) . . . **CAREER:** Eighth-round selection in '76, came to camp as 228-pound defensive lineman . . . Spent first season (1976) on injured reserve and started just once in '77 . . . Has 118 starts in last 121 regular season games (127 of 130, counting playoffs) dating back to 1978 season, when he started six games at guard and eight at tackle.

**COLLEGE:** All-Missouri Valley Conference defensive end (senior season) at West Texas State . . . Lettered three years (1973-75) after transferring from University of Texas . . . Played offensive tackle during junior season . . . Started 32 consecutive games for WTSU.

**PERSONAL:** He was born John Milton Ayers in San Antonio, TX . . . Played football at Carrizo Springs High where he was an All-Texas honoree . . . He and wife (Laurel) have two children — son J.T. (6-5-79) and daughter Jolee (6-4-82) . . . Family owns homes in Canyon, TX (near San Antonio), and in Redwood City, CA.

**STATS:** Regular season games/starts - 1976 (missed '76 season on injured reserve), 1977 (14/1), 1978 (16/14), 1979 (16/16), 1980 (16/16), 1981 (16/16), 1982 (8/8), 1983 (16/16), 1984 (16/16), 1985 (16/16), career (134/119); Postseason games/starts - 1981 (3/3), 1983 (2/2), 1984 (3/3), 1985 (1/1), postseason totals (9/9).



## Dwaine Board • 76

DEFENSIVE END • NORTH CAROLINA A&T • 7TH YEAR  
HT: 6-5 • WT: 248 • BORN: 11-29-56 • (FA IN '79)

**PRO:** Invaluable, aggressive competitor who provides team with steady pass rush from defensive end position year-after-year . . . Has recorded 10-or-more sacks each of the last three seasons, only player on team to achieve that feat . . . **1985: TEAM LEADER** for second straight season in sacks (11½) and sack yardage (95½) . . . **TEAM LEADER** with three forced fumbles, and added one fumble recovery . . . Had his best game of year at L.A. Raiders (9-22) with four sacks (28 yards) . . . Recorded season-high seven total tackles the following week vs. New Orleans (9-29) . . . His 56 total stops represented a personal high, surpassing mark of 53, set in '81 . . .

**CAREER:** Drafted in fifth round of '79 by Pittsburgh . . . Waived by Steelers during final cut of '79 . . . Immediately claimed by San Francisco . . . **TEAM LEADER** in sacks that season ('79) . . . His 51 career sacks rank among all-time bests for Niner defenders . . . His presence in lineup directly corresponds to team's success, reflected in San Francisco's 58-19 (.753) mark in Board's last 77 starts . . . Team is 6-15 (.285) without Board in lineup over that span.

**COLLEGE:** Four-year starter as a linebacker at North Carolina A&T (1974-77), where he was selected to the Mutual Black Radio All-America team three times (1975-77), and was named Black College Player-of-the-Year (by MBR) as a senior . . . Selected All-Mid-Eastern Athletic Conference in '76 and '77, and voted MEAC Defensive Player-of-the-Year in 1977 . . . Took his bachelor of science degree in industrial technology in '79.

**PERSONAL:** He was born Dwaine P. Board in Rocky Mount, VA, and played football at Rocky Mount Franklin High . . . Nicknamed "Pee Wee" — his explanation: "You should see my brother" . . . Married Lynn Wheeler (6-15-85) . . . The couple lives in Redwood Shores, CA.

### BOARD'S PRO STATISTICS

Year	G/S	Tot.	Tackles†		Sacks	Interceptions	Fum. Rec.
			Solo	Ast.	No./Yds.	No./Yds.	
1979 . . .	16/5	34	19	15	7/52	0/0	0
1980 . . .	3/3	6	5	1	2/13	0/0	0
1981 . . .	16/11	53	28	25	7/67½	0/0	0
1982 . . .	1/1	6	3	3	½/5½	0/0	0
1983 . . .	16/13	33	19	14	13/108	0/0	5
1984 . . .	16/16	48	33	15	10/82	0/0	1
1985 . . .	16/16	56	36	20	11½/95½	0/0	1
<b>Career . .</b>	<b>84/65</b>	<b>236</b>	<b>143</b>	<b>93</b>	<b>51/423½</b>	<b>0/0</b>	<b>7</b>
Playoffs							
1985 . . . .	1/1	1	1	0	0/0	0/0	0
Total . . . .	9/9	29	16	13	8/61	0/0	1

**OTHER STATS:** Passes Defensed — 1979 (3), 1980 (1), 1981 (4), 1983 (3), 1984 (2), 1985 (3), Playoffs (3), Career (16); **Forced Fumbles** - 1983 (1), 1985 (3), Career (4); **Blocks** - 1979 (1-PAT), 1981 (1-PAT, 1-FG), Career (2-PATs, 1-FG).

### BOARD'S PERSONAL NFL BESTS

- TOTAL TACKLES** - 9 (at New Orleans - 10-16-83)
- SOLO** - 8 (at New Orleans - 10-16-83)
- ASSISTS** - 5 (vs. Detroit - 12-31-83)
- SACKS** - 4 (at L.A. Raiders - 9-22-85)
- YARDS** - 28½ (vs. New Orleans - 11-13-83)
- PASSES DEFENSED** - 2 (twice: vs. New Orleans - 9-27-81 & vs. L.A. Rams - 12-14-84)
- FORCED FUMBLES** - 2 (twice: vs. L.A. Raiders - 9-12-82 & at L.A. Rams - 10-23-83)
- FUMBLE RECOVERIES** - 2 (vs. Dallas - 12-19-83)
- TDS ON FUMBLE RECOVERIES** - 1 (at L.A. Rams - 10-23-83)
- PAT BLOCKS** - 1 (twice: at Oakland Raiders - 11-4-79 & vs. Houston - 12-13-81)
- FG BLOCKS** - 1 (vs. L.A. Rams - 10-25-81)

†Tackle totals don't include sacks.



## Michael Carter • 95

**NOSE TACKLE • SOUTHERN METHODIST • 3RD YEAR**  
**HT: 6-2 • WT: 285 • BORN: 10-29-60 • (D-5A IN '84)**

**PRO:** Regarded as pro football's dominant nose tackle, although he has played less than two full seasons in League . . . Sheer strength, quick explosion, and relentless drive are keys to his game

. . . **1985:** Started slowly due to right hamstring injury . . . Did not start first three games, and registered only four tackles and one sack during that period . . . Went on injured reserve Weeks 4-7 due to recurring hamstring problems . . . Returned to start at L.A. Rams (10-27), recording two tackles and one sack . . . Had incredible second half of season, making 41 of his 47 total tackles, and five of seven sacks . . . Team won seven of final nine games with Carter in starting lineup . . . Went on three-game tear: Seattle (11-25) seven total tackles and one sack; Washington (12-1) six stops and one sack; and Rams (12-9), Monday night, six tackles . . . Badly sprained his right ankle in Dallas contest (12-22), inhibiting his play in wild card game at N.Y. Giants (12-29) . . . Selected second team all-pro by AP and "College and Pro Football Newsweekly" . . . Named to 1986 NFC Pro Bowl squad . . . **CAREER:** First of team's two fifth-round selections in '84 draft (Jeff Fuller was the other) . . . Came to camp four weeks late due to his participation in '84 Summer Olympics — (Silver medalist in shot put) . . . Had six tackles, including two sacks, in NFC Championship Game vs. Chicago (1-6-85).

**COLLEGE:** Four-year starter at SMU, where he recorded 238 total tackles during career . . . Was named All-Southwest Conference and UPI All-America in '83 . . . Named Most Valuable Defensive Player of 1980 Holiday Bowl . . . Selected to All-America teams each of his four years in track . . . Only four-time NCAA indoor shot put champion in history . . . Won outdoor crown three times . . . Placed second in '84, despite throwing lifetime best 71-4¾ . . . Received degree in sociology, graduating with class in '84.

**PERSONAL:** He was born Michael D'Andrea Carter in Dallas, TX . . . Competed in football and track at Dallas Jefferson High . . . Married high school sweetheart (former Sandra Porter) . . . They have a daughter, Michelle Denee (10-12-85), and live in San Carlos, CA.

### CARTER'S PRO STATISTICS

Year	G/S	Tot.	Tackles		Sacks		Interceptions	
			Solo	Ast.	No./Yds.	No./Yds.	Fum. Rec.	
1984 . . .	16/0	18	13	5	3½/29	0/0	0	
1985 . . .	12/9	47	35	12	7/53	0/0	0	
<b>Career . .</b>	<b>28/9</b>	<b>65</b>	<b>48</b>	<b>17</b>	<b>10½/82</b>	<b>0/0</b>	<b>0</b>	
<b>Playoffs</b>								
1985 . . .	1/1	3	3	0	0/0	0/0	0	
<b>Total . . .</b>	<b>4/1</b>	<b>10</b>	<b>8</b>	<b>2</b>	<b>2/8</b>	<b>0/0</b>	<b>0</b>	

**OTHER STATS:** Pass Defensed - 1984 (1), 1985 (2), Career (3).

## CARTER'S PERSONAL NFL BESTS

TOTAL TACKLES - 8 (vs. Dallas - 12-22-85)

SOLO - 7 (vs. L.A. Rams - 12-9-85)

ASSISTS - 3 (twice: vs. Kansas City - 11-17-85 & vs. Dallas - 12-22-85)

SACKS - 2 (twice: at L.A. Rams - 10-28-84 & vs. Chicago - NFC Championship Game - 1-6-85)

SACK YARDS - 16 (at L.A. Rams 10-28-84)


PASSES DEFENSED - 1 (several times)

FORCED FUMBLES - 1 (at Washington - 12-1-85)

BLOCKED PUNT OR PAT - 1 (vs. Seattle - 11-25-85 - PAT)

## Dwight Clark • 87

WIDE RECEIVER • CLEMSON • 8TH YEAR  
HT: 6-4 • WT: 215 • BORN: 1-8-57 • (D-10A IN '79)



**PRO:** Resourceful, reliable, veteran pass-catcher who continues productive individual attack on Forty Niners' record books, while epitomizing status as "team player" . . . **1985:** Became team's **all-time leading receiver** with 408th career grab vs. Seattle (11-25), surpassing Billy Wilson (1951-60) . . . Record-setting reception was a 22-yard touchdown catch . . . That snag was one of career-high 10 TD catches for Clark in '85 . . . Only Niners' wide receiver to catch two touchdown passes in a single game last year (Dallas, 12-22) . . . Caught three-or-more passes in 13 of 16 regular season games . . . Recorded sixth consecutive season of 50-or-more (54) receptions . . . Had season-high six catches for 80 yards and one TD at Atlanta (10-6) . . . Regular season best of 99 yards accompanied two touchdowns vs. Cowboys (12-22) . . . **TEAM LEADER** in receptions (8) and yards (120) in wild card playoff game at N.Y. Giants (12-29) . . . Extended his **TEAM RECORD** streak to 88 consecutive regular season games with at least one pass reception (95 straight games, counting seven postseason contests) . . . **1984: TEAM LEADER** in reception yards (880), 100-yard receiving games (3), and average gain per catch (16.9, setting a personal single-season high) . . . **TEAM LEADER** in playoffs with 19 catches and 272 yards . . . **1983: TEAM LEADER** with 70 catches and 840 yards . . . Also scored eight times . . . Tore ligaments in right knee in season's final game vs. Dallas (12-29-83) . . . **1982: NFL LEADER** with 60 catches . . . Second in League with 913 yards (surpassed only by Wes Chandler's 1,032 yards) . . . Unanimous all-pro, and Pro-Bowl starter . . . Selected "Sports Illustrated's" NFL Player-of-the-Year . . . Received team's highest individual honor, the **Len Eshmont Award** . . . **1981: TEAM LEADER** with 85 catches for 1,105 yards . . . Made history with the **catch** for the touchdown that lifted team into Super Bowl XVI . . . Postseason **TEAM LEADER** with 17 catches and 269 yards . . . **1980: TEAM LEADER** with 991 receiving yards . . . **CAREER:** Came to team as 10th-round draft pick in '79 . . . His 297 catches from 1980-83 led all NFL receivers during that period . . . Clark's 3,849 yards were second only to Chandler's (3,994) during that four-year span . . . **NEEDS** 334 yards to reach 6,000 career receiving yards . . . Nine touchdowns to reach 50 career receiving TDs . . . And 79 catches to become only the 15th player in NFL history to reach 500 career receptions.

## CLARK, Cont.

**COLLEGE:** Caught only 33 passes for 571 yards in career at Clemson . . . Played strong safety as a freshman . . . High of 15 receptions as a junior . . . Had only three scores during career . . . Majored in history . . . College roommate was quarterback Steve Fuller of Chicago Bears . . . Teamed at wide receiver with current Buffalo Bills wide-out Jerry Butler.

**PERSONAL:** He was born Dwight Edward Clark in Kinston, NC . . . Competed in football, basketball, and track at Charlotte (NC) Garinger High . . . Hobbies include golf and tennis . . . Co-chaired (with rocker Huey Lewis) "Celebrity All-Star Basketball Classic" for Missing Children's Fund in March of '86 . . . Regularly plays in AT&T Golf Classic at Pebble Beach, CA . . . He and wife (Ashley) have two children: daughter Casey Gene (3-21-84) and son Riley Edward (5-4-85) . . . Family splits time between offseason homes in La Quinta, CA, and Redwood City, CA.

### CLARK'S PRO STATISTICS

Year	G/S	Receiving					Rushing				
		No.	Yds.	Avg.	Long	TD	Att.	Yds.	Avg.	Long	TD
1979	16/3	18	232	12.9	30	0	0	0	0.0	0	0
1980	16/12	82	991	12.1	71t	8	0	0	0.0	0	0
1981	16/16	85	1105	13.0	78t	4	3	32	10.7	18	0
1982	9/8	60	913	15.2	51	5	0	0	0.0	0	0
1983	16/13	70	840	12.0	46t	8	3	18	6.0	9	0
1984	16/12	52	880	16.9	80t	6	0	0	0.0	0	0
1985	16/14	54	705	13.1	49t	10	0	0	0.0	0	0
<b>Career</b>	<b>105/78</b>	<b>421</b>	<b>5666</b>	<b>13.5</b>	<b>80t</b>	<b>41</b>	<b>6</b>	<b>50</b>	<b>8.3</b>	<b>18</b>	<b>0</b>
<b>Playoffs</b>											
1985	1/1	8	120	15.0	36	0	0	0	0.0	0	0
<b>Total</b>	<b>7/7</b>	<b>44</b>	<b>661</b>	<b>15.0</b>	<b>39</b>	<b>3</b>	<b>2</b>	<b>4</b>	<b>2.0</b>	<b>6</b>	<b>0</b>

**OTHER STATS:** Kickoff Returns - '81 Playoffs (1.0 yards); Passes - 1981 (1, incomplete), 1983 (1, incomplete).

**CLARK'S NFL HONORS:** All-NFC - 1982, Pro-Bowl - 1982-83, All-Pro - 1982, Sports Illustrated Player-Of-The-Year - 1982, NFL Receiving Champ - 1982, Len Eshmont Award - 1982.

### CLARK'S PERSONAL NFL BESTS

**RECEPTIONS** - 12 (vs. San Diego - 12-11-82)

**RECEIVING YARDS** - 155 (vs. New Orleans - 12-7-80)

**TD RECEPTIONS** - 2 (several times)

**LONG RECEPTION** - 80t (at Houston from Joe Montana - 10-21-84)

**RUSHES** - 1 (several times)

**RUSHING YARDS** - 18 (vs. Houston - 12-13-81)

**LONG RUSH** - 18 (vs. Houston - 12-13-81)



## Bruce Collie • 69

**TACKLE-GUARD • TEXAS-ARLINGTON • 2ND YEAR**  
**HT: 6-6 • WT: 275 • BORN: 6-27-62 • (D-5 IN '85)**

**PRO:** Huge, physical player with potential to develop into fine interior lineman . . . **1985:** Played in all 16 regular season games and wild card contest at N.Y. Giants (12-29) during rookie season . . . Action came mainly on special teams . . . Played from scrimmage in late stages of

L.A. Raiders (9-22), Philadelphia (11-3), and Dallas (12-22) contests ... Learned guard position during '85 training camp.


**COLLEGE:** Selected All-Southland Conference three consecutive seasons (1982-84) at University of Texas-Arlington ... Named NCAA Division 1-AA All-America by AP and Kodak ... Received ex-letterman's award for "outstanding performance by a senior" in '84.

**PERSONAL:** He was born Bruce Stokes Collie in Nuremburg, Germany, the son of an Army doctor ... Came to U.S. at age three ... Participated in football and track at Robert E. Lee High in San Antonio, TX ... Is single and lives in San Mateo, CA ... Spent past offseason as senior recruiter for Pacific Gas and Electric (PG&E) in San Francisco, CA.

**STATS:** Regular season games/starts - 1985 (16/0), Postseason games/starts - 1985 (1/0).

## Roger Craig • 33

**FULLBACK** • **NEBRASKA** • **4TH YEAR**  
**HT: 6-0** • **WT: 224** • **BORN: 7-10-60** • **(D-2 IN '83)**



**PRO:** Relentless, inspirational competitor whose magnificence came into full bloom last season ...

**1985: First player in NFL history** to surpass 1,000 yards rushing and 1,000 yards receiving in a single season ... Had 1,050 rushing/1,016 receiving (2,066 combined), setting **TEAM RECORD** for total rushing/receiving yards (exceeding Wendell Tyler's 1,492 mark from '84) ... Set **NFL RECORD** for a running back and was **NFL LEADER** with 92 receptions ... Established **TEAM RECORD** with 15 TDs (9 rushing/6 receiving) ... Accounted for more than one-third of team's 5,920 total yards from scrimmage ... Handled ball on nearly 30% of Niners' offensive plays ... Scored 90 of team's 411 points ... Injuries to knees limited effectiveness in wild card playoff game at N.Y. Giants (12-29) ... Had 23 yards rushing, 18 receiving in Giants contest ... Voted starter on 1986 NFC Pro Bowl team ... Named to AP, UPI, "College and Pro Football Newsweekly," and NFL Films all-pro honors ... Earned NFLPA's **John Mackey Award** for leading League in receptions ... Recipient of team's **Len Eshmont Award** (given annually to most "courageous and inspirational" player) ... Along with Tyler, broke their own combined rushing/receiving **TEAM RECORD** (set last season at 2,816) with 3,087 yards ... **1984:** Set single season record for Niners' running backs with 675 receiving yards (broke it again in '85 with 1,016 yards) ... **TEAM LEADER** with 71 receptions ... Set **SUPER BOWL** records for points (18) and touchdowns (3), while accounting for 135 total yards ... **1983: TEAM LEADER** in all-purpose yardage (1,152), while setting **TEAM STANDARDS** for rookies with 12 total touchdowns (8 rushing/4 receiving) and 72 points scored ... His 725 rushing yards was third highest total ever for 49ers' rookie, bettered only by Vic Washington's 811 ('71) and Ken Willard's 778 ('65) ... **CAREER:** Second-round selection (49th overall) and sixth running back selected behind Eric Dickerson (2nd — L.A. Rams), Curt Warner (3rd — Seattle), Michael Haddix (8th — Philadelphia), James Jones (13th — Detroit), and Gary Anderson (20th — San Diego) in '83 ... Has scored 37 TDs in 48 regular season games (40 in 54, including postseason).

## CRAIG, Cont.

**COLLEGE:** Finished career as Nebraska's fourth all-time leading rusher (2,446 yards), while playing fullback and tailback . . . Scored 26 touchdowns . . . Spent most of career as a back-up to Jarvis Redwine and Mike Rozier . . . Also ran hurdles on Cornhuskers' track team.

**PERSONAL:** He was born Roger Timothy Craig in Preston, MS . . . Was a football, wrestling, and track standout at Davenport (IA) Central High . . . He and wife (Vernessia) have three children: daughters Damesha (3-25-79) and Rometra (10-5-82), and son Rogdrick (12-26-85) . . . Family lives in San Carlos, CA . . . Craig finished fourth for the second consecutive year in the "Super Stars" competition on NBC . . . Was on winning NFC squad in "Super Teams" contest, and won a convertible for his efforts there . . . Purchased hunting rifles for offensive linemen to express his gratitude for their efforts in '85 . . . Works with numerous charitable groups during offseason . . . Craig and Mizuno Shoe Co. donated \$10,000 to "Pros for Kids" (a drug-education program run by former 49er running back Delvin Williams) during past offseason.

**CRAIG'S NFL HONORS:** Pro Bowl - 1986, All-Pro -1985, NFL Films' NFC West MVP, NFL Receiving Champ - 1985, Len Eshmont Award - 1985

### CRAIG'S PERSONAL NFL BESTS

**RUSHES** - 22 (at Denver - 11-11-85)

**RUSHING YARDS** - 117 (at Denver - 11-11-85)

**TD RUSHES** - 3 (vs. Tampa Bay - 12-4-83)

**LONG RUSH** - 71 (at New Orleans - 10-16-83)

**RECEPTIONS** - 12 (at Atlanta - 10-6-85)

**RECEIVING YARDS** - 167 (at Atlanta - 10-6-85)

**TD RECEPTIONS** - 2 (several times including Super Bowl XIX vs. Miami 1-20-85)

**LONG RECEPTION** - 73 (at L.A. Rams - 10-27-85)

**COMBINED RUSHING/RECEIVING YARDS** - 195 (at L.A. Rams - 10-27-85 - 63 rushing/132 receiving)

### CRAIG'S PRO STATISTICS

Year	G/S	Rushing					Receiving				
		Att.	Yds.	Avg.	Long	TD	No.	Yds.	Avg.	Long	TD
1983	16/13	176	725	4.1	71	8	48	427	8.9	23	4
1984	16/16	155	649	4.2	28	7	71	675	9.5	64t	3
1985	16/16	214	1050	4.9	62t	9	92	1016	11.0	73	6
<b>Career</b>	<b>48/45</b>	<b>545</b>	<b>2424</b>	<b>4.4</b>	<b>71</b>	<b>24</b>	<b>211</b>	<b>2118</b>	<b>10.0</b>	<b>73</b>	<b>13</b>
<b>Playoffs</b>											
1985	1/1	9	23	2.6	8	0	2	18	9.0	14	0
<b>Total</b>	<b>6/6</b>	<b>52</b>	<b>175</b>	<b>3.4</b>	<b>39</b>	<b>2</b>	<b>23</b>	<b>202</b>	<b>8.8</b>	<b>20</b>	<b>2</b>

### '85 Postseason Rushing

Date	Game	Att.	Yds.	Avg.	Long	TD
12/29	at N.Y. Giants	9	23	2.6	8	0

### '85 Rushing

Date	Game	Att.	Yds.	Avg.	Long	TD
9/8	at Minnesota	13	78	6.0	15	1
9/15	Atlanta	11	107	9.7	62t	2
9/22	at L.A. Raiders	10	34	3.4	16	0
9/29	New Orleans	8	37	4.6	12	1

10/6	at Atlanta	3	15	5.0	6	0
10/13	Chicago	4	42	10.5	19	0
10/20	at Detroit	16	80	5.0	11t	1
10/27	at L.A. Rams	14	63	4.5	14t	1
11/3	Philadelphia	18	91	5.1	26	0
11/11	at Denver	22	117	5.3	9	0
11/17	at Kansas City	15	55	3.7	9	1
11/25	Seattle	15	54	3.6	14	0
12/1	at Washington	15	61	4.1	21	0
12/9	L.A. Rams	19	56	2.9	11	0
12/15	at New Orleans	18	88	4.9	24	1
12/22	Dallas	13	72	5.5	19	1

### '85 Postseason Receiving

Date	Game	Att.	Yds.	Avg.	Long	TD
12/29	at N.Y. Giants	2	18	9.0	14	0


### '85 Receiving

Date	Game	No.	Yds.	Avg.	Long	TD
9/8	at Minnesota	7	72	10.3	19	2
9/15	Atlanta	6	77	12.8	38	0
9/22	at L.A. Raiders	5	61	12.2	20t	1
9/29	New Orleans	3	24	8.0	12	0
10/6	at Atlanta	12	167	13.9	46t	1
10/13	Chicago	1	14	14.0	14	0
10/20	at Detroit	6	43	7.2	16	0
10/27	at L.A. Rams	6	132	22.0	73	1
11/3	Philadelphia	7	76	10.9	19	0
11/11	at Denver	3	21	7.0	13	0
11/17	at Kansas City	8	70	8.8	19	0
11/25	Seattle	6	76	12.7	33	0
12/1	at Washington	2	10	5.0	6	0
12/9	L.A. Rams	7	41	5.9	11	1
12/15	at New Orleans	8	82	10.3	25	0
12/22	Dallas	5	50	10.0	15	0

## Randy Cross • 51

**GUARD** • **UCLA** • **11TH YEAR**  
**HT: 6-3** • **WT: 265** • **BORN: 4-25-54** • **(D-2 IN '76)**

**PRO:** One of the pillars of strength among team's linemen . . . Continues to perform at high standard established early in career . . . **1985:** Started first 15 games of season prior to sustaining ligament tear to left knee in fourth quarter at New Orleans (12-15) . . . Placed on injured reserve Dec. 18 . . . Missed season's final contest vs. Cowboys (12-22) and wild card playoff game against N.Y. Giants (12-29) . . . Had 49ers' longest current consecutive games started streak (60, including playoffs) until knee injury . . . Started at center replacing injured Fred Quillan at Washington (12-1) . . . Third consecutive season Cross has filled-in at center position when needed . . . Selected NEA All-NFL and honorable mention AP all-pro . . .



## CROSS, Cont.

**CAREER:** Drafted in second round of '76 as team's top choice . . . Played center until left ankle injury at mid-season — 1978 removed him from the lineup . . . Moved to right guard upon return, while Quillan took over center spot . . . Selected to Pro Bowl following 1981, '82, and '84 seasons.

**COLLEGE:** Played guard and center at UCLA while starting all games during junior and senior seasons . . . Named to All-America teams by AP and UPI . . . Graduated with class of '76, earning degree in political science.

**PERSONAL:** He was born Randall Laureat Cross in Brooklyn, NY . . . Moved to Tarzana, CA, and was a standout griddier at Encino (CA) Crespi High . . . State high school shot put champion as a senior . . . Son of former television actor Dennis Cross . . . Has hosted "Cross Talk" 'call-in' radio talk show following Monday night games . . . Also hosts "The Randy Cross Show" (weekly review-preview show) on KGO-TV . . . Chairs golf tourney for Ronald McDonald House . . . Randy is a candidate for the NFL "Offensive Lineman-of-the-Year" in '86, and was the 49ers' Lite NFL Man-of-the-Year in '85 . . . He and wife (Patrice) have one daughter — Kelly Marie (11-23-83), and are expecting their second child in December . . . They live in Redwood City, CA.

**STATS: Regular season games/starts** - 1976 (14/10), 1977 (14/14), 1978 (9/9), 1979 (16/16), 1980 (16/16), 1981 (16/16), 1982 (9/8), 1983 (16/16), 1984 (16/16), **career** (141/136), **Postseason games/starts** - 1981 (3/3), 1983 (2/2), 1984 (3/3), 1985 (15/15), **postseason totals** (8/8).

**CROSS' NFL HONORS:** All-Rookie - 1976, All-NFC - 1981, 1984, Pro Bowl - 1982-83, 1985, All-Pro - 1981, 1984, All-NFC - 1985.



## Riki Ellison • 50

**LINEBACKER • SOUTHERN CALIFORNIA • 4TH YEAR**  
**HT: 6-2 • WT: 225 • BORN: 8-15-60 • (D-5 IN '83)**

**PRO:** Fierce competitor and tough, hard-nosed performer . . . **1985:** Ellison was **TEAM LEADER** with 106 total tackles . . . His 67 solo stops were second only to Ronnie Lott's 86 hits . . . Only linebacker to start all 16 regular season games . . . Also tied for **TEAM LEADERSHIP** with two fumble recoveries . . . Set personal high with six passes defended . . . Recorded 49ers' season-high 13 stops at L.A. Raiders (9-22) . . . Followed that contest with 12-tackle performance against New Orleans (9-29) . . . Had eight tackles, and recorded only sack of year in inspired play vs. Dallas (12-22) in regular season finale . . . **1984: TEAM LEADER** with 95 total tackles and four forced fumbles . . . Recorded an interception in NFC Divisional Playoff Game vs. N.Y. Giants (12-29-84) . . . **1983:** Leader among linebackers, and third overall, with 79 total tackles . . . Starter in first game of his professional career . . . Had two interceptions in NFC Divisional Playoff Game vs. Detroit (12-31-83) . . . **CAREER:** Fifth-round choice in 1983 . . . Has proven to be a very durable athlete, starting 53 of 54 games (including playoffs) since coming to team.

**COLLEGE:** Led USC with 131 tackles as a senior (1982) . . . Missed all of '81 season, recovering from knee surgery . . . Registered 59 tackles as a junior and 96 stops during sophomore season . . . Starter on 1978 national championship team that defeated Michigan, 17-10, in Rose Bowl . . . College career marred by four knee surgeries (three on left knee) . . . Earned degrees in physical education and international relations at Southern Cal.

**PERSONAL:** He was born Riki Morgan Ellison in Christchurch, New Zealand . . . Changed name to Gray when his mother remarried, but later (1983) changed name back to Ellison . . . Played football at Amphitheater High in Tucson, AZ . . . Lives in Foster City, CA, with wife (Sheila) and daughters: Wesley (3-6-85) and Brooke Elizabeth (6-24-86).

**ELLISON'S NFL HONORS:** All-Rookie - 1983

#### ELLISON'S PRO STATISTICS

Year	G/S	Tot.	Tackles		Sacks	Interceptions	Fum. Rec.
			Solo	Ast.	No./Yds.	No./Yds.	
1983 . . .	16/15	79	53	26	0/0	0/0	0
1984 . . .	16/16	95	59	36	2/13	0/0	0
1985 . . .	16/16	106	67	39	1/8	0/0	2
<b>Career . . .</b>	<b>48/47</b>	<b>280</b>	<b>179</b>	<b>101</b>	<b>3/21</b>	<b>0/0</b>	<b>2</b>
<b>Playoffs</b>							
1985 . . .	1/1	5	4	1	0/0	0/0	0
Total . . .	6/6	35	24	11	0/0	3/20	0

#### ELLISON'S PERSONAL NFL BESTS

**TOTAL TACKLES** - 13 (twice vs. Atlanta - 9-30-84 & L.A. Raiders - 9-22-85)

**SOLO** - 8 (at L.A. Raiders - 9-22-85)

**ASSISTS** - 7 (several times)

**SACKS** - 1 (several times)

**YARDS** - 12 (vs. N.Y. Giants - 10-8-84)

**INTERCEPTIONS** - 2 (vs. Detroit - 12-31-83)

**INTERCEPTION YARDS** - 12 (vs. N.Y. Giants - 12-29-84)

**PASSES DEFENSED** - 2 (at L.A. Rams - 10-28-84)


**FUMBLES RECOVERED** - 1 (twice: at L.A. Rams - 10-27-85 & at Washington - 12-1-85)

**FORCED FUMBLES** - 2 (at L.A. Rams - 10-28-84)

## Jim Fahnhorst • 55

**LINEBACKER** • **MINNESOTA** • **3RD YEAR**  
**HT: 6-4** • **WT: 230** • **BORN: 11-8-58** • **(FA IN '84)**

**PRO:** Aggressive, mobile player with knack for getting to the football . . . **1985:** Recorded 22 total tackles (20 solo) while playing mainly on special teams . . . Pressed into starting lineup vs. L.A. Rams (12-9) replacing injured Michael Walter . . . Responded to call with four solo stops . . . Had best game of year in starting role against New Orleans (12-15) with five tackles, all solo . . . Finished strong with three stops in the wild card contest at N.Y. Giants (12-29) . . . **CAREER:** Originally a fourth-round selection (92nd overall) of Minnesota Vikings in 1982 . . . Played two seasons in USFL with Arizona (1984) and Chicago (1983) . . . **TEAM LEADER** with Blitz in '83, registering 155 total tackles . . . His team (Arizona) played in USFL



## FAHNHORST, Cont.

Championship Game in '84 ... Signed offer sheet submitted by San Francisco in June '84, offer not matched by Vikings ... Tore medial collateral ligament of right knee during Week 15 (at Atlanta, 12-2-84) ... Missed final regular season game, and all postseason action.

**COLLEGE:** Four-year letterman and All-Big Ten selection as a senior ('81) at Minnesota ... Named Defensive Player-of-the-Year for Gophers in '81 ... Played in Blue-Gray and Olympia Gold Bowl games ... Majored in psychology.

**PERSONAL:** He was born James John Fahnhorst in St. Cloud, MN ... Lettered in football and basketball at St. Cloud Technical High ... Is younger brother of 49ers' starting offensive tackle Keith Fahnhorst ... He and wife (Kim) are expecting their first child in February ... They live in Foster City, CA.

### FAHNHORST'S PRO STATISTICS

Year (USFL)	G/S	Tot.	Tackles		Sacks	Interceptions	Fum. Rec.
			Solo	Ast.	No./Yds.	No./Yds.	
1983 ...	18/18	155	90	65	1/9	1/19	4
1984 ... (San Francisco)	18/18	109	72	37	3/21	1/0	0
1984 ...	14/2	55	35	20	0/0	2/9	0
1985 ...	15/2	22	20	2	0/0	0/0	0
<b>Career</b> ..	<b>29/4</b>	<b>77</b>	<b>55</b>	<b>22</b>	<b>0/0</b>	<b>2/9</b>	<b>0</b>
Playoffs							
1985 .....	1/0	3	3	0	0/0	0/0	0

### FAHNHORST'S PERSONAL NFL BESTS

**TOTAL TACKLES** - 7 (vs. New Orleans - 9-16-84)


**SOLO** - 5 (at New Orleans - 12-15-85)

**ASSISTS** - 4 (vs. New Orleans - 9-16-84)

**INTERCEPTIONS** - 1 (twice: at Philadelphia - 9-23-84 & at N.Y. Giants - 10-8-84)

**INTERCEPTION YARDS** - 9 (at Philadelphia - 9-23-84)

**PASSES DEFENSED** - 2 (at Cleveland - 11/11/84)



## Keith Fahnhorst • 71

**TACKLE** • **MINNESOTA** • **13TH YEAR**  
**HT: 6-6** • **WT: 273** • **BORN: 2-6-52** • **(D-2A IN '74)**

**PRO:** Constant mountain of strength and protection on right side of 49ers' offensive line ... Durable and strong, he remains a mainstay and team leader ...

**1985:** Had another fine year, starting 15 of 16 regular season games, and wild card playoff contest ... Did not start vs. Philadelphia (11-3), when Guy McIntyre was inserted for the opening play only ... Played well against '86 Pro Bowler Howie Long (Raiders) among others ... Selected AP all-pro honorable mention and NEA 2nd team All-NFL at conclusion of year ... **CAREER:** First of two 49ers' second-round selections in '74 ... Converted to tackle from tight end during initial pro season ... Became regular starter in '76 ... Has started 143 of last 146 (counting postseason) contests ... Has more years of service with San Francisco than any current squad member.

**COLLEGE:** An All-Big Ten tight end at Minnesota ('73), he caught 28 passes for 416 yards during three-year career in the run-oriented Gopher offense . . . Played in East-West and Senior Bowl games.


**PERSONAL:** He was born Keith V. Fahnhorst in St. Cloud, MN, and lettered in football, basketball, and track at St. Cloud Technical High . . . He and wife (Susan) have three daughters: Tiffany Dawn (6-19-79), Brittney Brook (5-13-81), and Courtney Blair (1-19-85) . . . The family lives in New Brighton, MN, during the offseason.

**STATS:** Regular season games/starts - 1974 (14/0), 1975 (14/3), 1976 (13/6), 1977 (14/14), 1978 (15/15), 1979 (16/16), 1980 (16/16), 1981 (16/16), 1982 (9/9), 1983 (16/16), 1984 (15-15), 1985 (16/15), career (174/141); Postseason games/starts - 1981 (3/3), 1983 (2/2), 1984 (3/3), 1985 (1/1), postseason totals (9/9); Fumble Recoveries - 1974 (2), 1975 (1), 1977 (1), 1978 (1), 1981 (2), Career (7).

**FAHNHORST'S NFL HONORS:** Pro Bowl - 1985, All-Pro - 1983, 1984, All-NFC - 1984.

## Ron Ferrari • 54

**LINEBACKER • ILLINOIS • 5TH YEAR**  
**HT: 6-0 • WT: 215 • BORN: 7-30-59 • (D-7 IN '82)**



**PRO:** Intrepid player who gives every ounce of effort and ability to team . . . **1985:** Had 17 total tackles, including eight special teams stops . . . Played in all 16 regular season games and wild card playoff contest . . . His hard rush on Denver punter Chris Norman resulted in a deflected punt that traveled only 15 yards . . . Ferrari added a tackle on special teams play in the wild card game at N.Y. Giants (12-29) . . . **CAREER:** Seventh-round selection in '82, he has played 'nickel' linebacker and has been a valuable special teams contributor.

**COLLEGE:** Started career at Illinois as a running back . . . Switched to linebacker prior to senior year (1981) . . . Totaled 83 tackles as a senior, including 34 solo stops . . . Voted Illini Most Valuable Special Teams Player junior and senior years . . . He took his bachelor of science degree in agricultural economics in 1982 . . . Also has an associate degree from Lakeland Community College (1979) in Mattoon, IL.

**PERSONAL:** He was born Ronald Lee Ferrari in Springfield, IL, and moved to Moweaqua (IL) as a youth . . . Lettered in football at Moweaqua High, but was a walk-on at Illinois . . . Married college sweetheart, the former Karen Nicholson (4-16-83) . . . They live in San Mateo, CA . . . Ron's nicknames include: "Ralph", "Gomez", and "Kamikazi".

### FERRARI'S PRO STATISTICS

Year	G/S	Tackles†			Sacks		Interceptions		Fum. Rec.
		Tot.	Solo	Ast.	No./Yds.	No./Yds.			
1982 . . .	9/0	20	15	5	0/0	0/0	0		
1983 . . .	16/0	41	27	14	3/22	0/0	0		
1984 . . .	11/0	14	10	4	1/7	0/0	0		
1985 . . .	16/0	17	12	5	0/0	0/0	0		
<b>Career . .</b>	<b>52/0</b>	<b>92</b>	<b>64</b>	<b>28</b>	<b>4/29</b>	<b>0/0</b>	<b>0</b>		
<b>Playoffs</b>									
1985 . . .	1/0	1	1	0	0/0	0/0	0		
<b>Total . . .</b>	<b>3/0</b>	<b>3</b>	<b>1</b>	<b>2</b>	<b>0/0</b>	<b>0/0</b>	<b>0</b>		

**OTHER STATS:** Passes Defensed - 1982 (1), 1983 (4), Career (5); Forced Fumbles (1).

## FERRARI, Cont.

### FERRARI'S PERSONAL NFL BESTS

**TOTAL TACKLES** - 8 (twice: at Minnesota - 9-8-83 & vs. Atlanta - 9-25-83)

**SOLO** - 5 (twice: vs. San Diego - 12-11-82 & at Minnesota - 9-8-83)

**ASSISTS** - 5 (vs. Atlanta - 9-25-83)

**SACKS** - 3 (at St. Louis - 9-18-83)

**YARDS** - 22 (at St. Louis - 9-18-83)

**PASSES DEFENSED** - 2 (at St. Louis - 9-18-83)

**FORCED FUMBLES** - 1 (vs. Los Angeles Raiders - 9-12-82)

†Tackle totals don't include sacks.



## Russ Francis • 81

**TIGHT END** • **OREGON** • **11TH YEAR**  
**HT: 6-6** • **WT: 242** • **BORN: 4-3-53** • **(TRADE IN '82)**

**PRO:** Veteran campaigner with ability to handle all facets of vital position in Niners' offense . . . Coming off one of his finest seasons of a distinguished career . . . **1985:** Had career-high 44 receptions and 478 yards . . . Caught a pass in every game except season opener at Minnesota (9-8) . . . Had five receptions in four different contests, including a season-high 57 yards on five grabs vs. Dallas (12-22) in the regular season finale . . . Threw block on reverse that sprang Jerry Rice for touchdown against Cowboys . . . Had his three touchdowns in final six games of year . . . Sprained right ankle in victory over Dallas, but still started wild card game at N.Y. Giants (12-29) the following week . . . Caught four passes for 39 yards against Giants . . . **1984:** Had 20 catches in first eight games prior to neck injury that placed him on I.R. for six weeks . . . Returned to start final game, and all postseason contests . . . **1983:** Had four touchdowns and came on strong during playoffs with eight catches and 15.4 average . . . **1982:** Returned to football following one-year "retirement" . . . Finished third on team with 23 catches . . . **CAREER:** First-round selection (16th overall) of New England in 1975, despite not playing football his senior year at Oregon . . . Played six years with Patriots before retiring in 1981 . . . Returned in '82, when Pats made draft-day trade of Francis (plus first pick in '82/second round) to San Francisco for 49ers' No. 1 and No. 4 picks in 1982 draft.

**COLLEGE:** Played tight end for Oregon Ducks from 1972-74 . . . Missed most of sophomore season with ankle injury . . . Named All-Pac Eight and honorable mention All-America as a junior . . . Ranked third in conference that season with 31 catches and 495 yards . . . Did not play football as a senior.

**PERSONAL:** He was born Russell Ross Francis in Seattle, WA, but grew up in Hawaii . . . Attended Kailua High near Honolulu and Pleasant Hill High, once his family moved to Oregon . . . A four-sport standout (football, basketball, wrestling, and track), Francis set an American schoolboy record by throwing the javelin 259 feet, 9 inches . . . Is licensed to fly helicopters and commercial multi-engine airplanes . . . Motorcycle is his usual form of ground transportation . . . Francis has television commentary experience with ABC and works with San Francisco ABC affiliate KGO-TV as part-time

sportscaster during season . . . Lives in Hawaii, California, and Vermont at various times during the offseason.

### FRANCIS' PRO STATISTICS

Year	G/S	No.	Receiving				TD	Att.	Rushing			
			Yds.	Avg.	Long	TD			Yds.	Avg.	Long	TD
(New England)												
1975	14/11	35	636	18.2	48	4	0	0	0.0	0	0	
1976	13/12	26	367	14.1	48	3	2	12	6.0	8	0	
1977	10/10	16	229	14.3	31t	4	0	0	0.0	0	0	
1978	15/15	39	543	13.9	53	4	0	0	0.0	0	0	
1979	12/12	39	557	14.3	44	5	0	0	0.0	0	0	
1980	15/15	41	664	16.2	39	8	0	0	0.0	0	0	
1981 .. "Retired"												
(San Francisco)												
1982	9/4	23	278	12.1	26	2	0	0	0.0	0	0	
1983	16/16	33	357	10.8	25	4	0	0	0.0	0	0	
1984	10/8	23	285	12.4	32	2	0	0	0.0	0	0	
1985	16/16	44	478	10.9	25	3	0	0	0.0	0	0	
<b>Career</b>	<b>130/119</b>	<b>319</b>	<b>4394</b>	<b>13.8</b>	<b>53</b>	<b>39</b>	<b>2</b>	<b>12</b>	<b>6.0</b>	<b>8</b>	<b>0</b>	
Playoffs												
1985	1/1	4	39	9.8	20	0	0	0	0.0	0	0	
<b>Total</b>	<b>8/8</b>	<b>32</b>	<b>448</b>	<b>14.0</b>	<b>40</b>	<b>3</b>	<b>0</b>	<b>0</b>	<b>0.0</b>	<b>0</b>	<b>0</b>	

**OTHER STATS:** Fumble recoveries - 1976 (1), 1977 (1), 1978 (1), Career (3).

**FRANCIS' NFL HONORS:** All-Rookie - 1975, Pro Bowl - 1977-78-79.

### FRANCIS' PERSONAL NFL BESTS

**RECEPTIONS** - 8 (at Kansas City - 12-26-82)

**RECEIVING YARDS** - 139 (at Pittsburgh - 9-26-76)

**TD RECEPTIONS** - 2 (twice: at Green Bay - 10-1-79 & at Houston - 11-10-80)

**LONG RECEPTION** - 53 (at Oakland - 9-24-78)

**RUSHES** - 1 (twice with N.E. in '76)

**YARDS** - 8 (with N.E. in '76)

**LONG RUSH** - 8 (with N.E. in '76)

## John Frank • 86

**TIGHT END** • **OHIO STATE** • **3RD YEAR**  
**HT: 6-3** • **WT: 225** • **BORN: 4-17-62** • **(D-2 IN '84)**



**PRO:** Exuberant, talented young tight end, developing skills that could lead to eventual starting role in 49ers' offense . . . **1985:** Equaled rookie season ('84) with seven receptions good for 50 yards and one touchdown . . . Scored on six-yard pass at Atlanta (10-6) . . . Started three games when San Francisco opened with two-tight end alignment . . . Recorded nine total tackles while playing special teams . . . Continued to display tenacious blocking that was his trademark during initial NFL season . . . Added three receptions for 25 yards, and one solo tackle with fine effort in wild card playoff contest at N.Y. Giants (12-29) . . . **CAREER:** Second-round selection in '84 (56th overall) . . . Scored first professional touchdown on initial NFL reception at N.Y. Giants on nationally televised Monday night contest (10-6-84) . . . Did not play in Super Bowl due to right elbow injury, suffered in NFC Championship Game vs. Chicago (1-6-85).

## FRANK, Cont.

**COLLEGE:** Finished career second among all-time Ohio State receivers (first among tight ends) with 121 catches . . . Selected All-Big Ten in junior and senior seasons . . . Named Buckeye co-captain and team's Most Valuable and Most Inspirational Player during senior year (1983) . . . Honored as academic All-America in 1982-83, majoring in pre-med as undergraduate.

**PERSONAL:** He was born John E. Frank in Mt. Lebanon, PA, and attended Mt. Lebanon High . . . Spent the last two offseasons at Ohio State medical school . . . Selected twice by CBS sportscaster John Madden to the "All-Madden" team for his rough and zealous play, reminiscent of yesteryear's NFL players.

### FRANK'S PRO STATISTICS

Year	G/S	No.	Receiving			Long	TD
			Yds.	Avg.			
1984 . . . . .	15/2	7	60	8.6	21	1	
1985 . . . . .	16/3	7	50	7.1	14	1	
<b>Career . . . . .</b>	<b>31/5</b>	<b>14</b>	<b>110</b>	<b>7.9</b>	<b>21</b>	<b>2</b>	
Playoffs							
1985 . . . . .	1/0	3	25	8.3	15	0	
Total . . . . .	3/0	3	25	8.3	15	0	

### FRANK'S PERSONAL NFL BESTS

**RECEPTIONS** - 3 (at N.Y. Giants 12-29-85)


**YARDS** - 25 (at N.Y. Giants - 12-29-85)

**LONG RECEPTION** - 21 (at Cleveland - 11-11-84).

**TDs RECEIVING** - 1 (twice: at N.Y. Giants - 10-8-84 & at Atlanta - 10-6-85)

**KICKOFF RETURNS** - 1 (vs. Dallas - 12-22-85)

**KICKOFF RETURN YARDS** - 1 (vs. Dallas - 12-22-85)



## Jeff Fuller • 49

**SAFETY-LINEBACKER** • **TEXAS A&M** • **3RD YEAR**  
**HT: 6-2** • **WT: 216** • **BORN: 8-8-62** • **(D-5B IN '84)**

**PRO:** Sheer athletic ability may be unmatched by any of his teammates . . . Big play production in limited playing time has thrust him into contention for starting role . . . **1985:** Recorded 33 total tackles, including eight on special teams . . . Also had most change of possession plays (three) of any non-starting defender: two forced fumbles, and an intercepted pass, while playing 'nickel' linebacker . . . Had 49ers' 'hit-of-the-year' against Kansas City (11-17) with a thunderous open-field tattooing of Chiefs' running back Jeff Smith following a pass reception . . . His 'game-of-the-year' came at Washington (12-1), as Fuller had three tackles, a pass defended, and a 12-yard sack that resulted in a fumble (scooped up by Keena Turner and returned 65 yards for a touchdown) . . . Played free safety most of second half of wild card playoff game at N.Y. Gaints (12-29), replacing injured Ronnie Lott . . . Had six tackles (all unassisted) against Giants . . . **CAREER:** Second 42

of two fifth-round choices in '84 (Michael Carter was other pick) . . . Played 'nickel' linebacker most of year, but started final game of season at free safety, replacing injured Ronnie Lott.

**COLLEGE:** Led Texas A&M with 90 total tackles as a junior . . . Also had four interceptions and two sacks that season, his first at linebacker, following two years as defensive back . . . Recorded 55 stops, and had three interceptions as a senior in '83 . . . Majored in industrial education.

**PERSONAL:** He was born Jeff Avery Fuller in Dallas, TX, and played football at Dallas Roosevelt High . . . Is single and lives in San Carlos, CA.

#### FULLER'S PRO STATISTICS

Year	G/S	Tot.	Tackles†		Sacks		Interceptions	
			Solo	Ast.	No./Yds.	No./Yds.	Fum.	Rec.
1984 . . . .	13/1	30	21	9	1½/17½	1/38		0
1985 . . . .	16/0	33	26	7	2/18	1/4		0
<b>Career . . .</b>	<b>29/1</b>	<b>63</b>	<b>47</b>	<b>16</b>	<b>3½/35½</b>	<b>2/42</b>		<b>0</b>
<b>Playoffs</b>								
1985 . . . . .	1/0	6	6	0	0/0	0/0		0
<b>Total . . . . .</b>	<b>4/0</b>	<b>14</b>	<b>10</b>	<b>4</b>	<b>0/0</b>	<b>0/0</b>		<b>0</b>

#### FULLER'S PERSONAL NFL BESTS

**TOTAL TACKLES** - 7 (vs. Minnesota - 12-8-84)

**SOLO** - 6 (at N.Y. Giants - 12-29-85)

**ASSISTS** - 3 (twice: vs. New Orleans - 9-16-84 & Minnesota - 12-8-84)

**SACKS** - 1½ (vs. Minnesota - 12-8-84)

**YARDS** - 17½ (vs. Minnesota - 12-8-84)

**INTERCEPTIONS** - 1 (twice: vs. New Orleans - 9-16-84 & vs. Philadelphia - 11-3-85)

**INTERCEPTION RETURN YARDS** - 38 (vs. New Orleans - 9-16-84)

**PASSES DEFENSED** 2 (vs. Kansas City - 11-17-85)

**FORCED FUMBLES** - 1 (twice: vs. Philadelphia - 11-3-85 & at Washington - 12-1-85)

## Derrick Harmon • 24

**RUNNING BACK** • **CORNELL** • **3RD YEAR**  
**HT: 5-10** • **WT: 202** • **BORN: 4-26-63** • **(D-9B IN '84)**

**PRO:** Darting, slashing runner aided team as a vital back-up at halfback position, while making large contributions on special teams . . . **1985:** Rushed 28 times for 92 yards (3.3 average), usually in substitute role . . . Had first professional start at Denver (11-11), replacing injured Wendell Tyler . . . Totaled 21 yards on seven carries against Broncos . . . Also started final two regular season contests and wild card game, while Tyler recovered from knee surgery . . . Missed Detroit game (10/20) due to right hamstring strain . . . Came back the following week with career-long 42-yard reception at L.A. Rams (10-27) . . . Had 14 catches for 123 yards during year . . . **TEAM LEADER** with 17 special teams tackles . . . His 13 solo stops were also team-high for specialty unit . . . Averaged 20.3 yards on 23 kickoff



## HARMON, Cont.

returns . . . **CAREER:** Drafted with Niners' second choice in ninth round of 1984 . . . Best among NFC kick returners with 13-or-more run-backs and **TEAM LEADER** in '84 with 27.5 kickoff return average.

**COLLEGE:** Ivy League Player-of-the-Year in '83, rushing for 1,206 yards and 10 touchdowns . . . Also led conference with 36 receptions . . . Had nine touchdowns and 905 yards rushing as a junior . . . Selected Academic All-America in 1982-83 and honorable mention All-America those two seasons . . . Career rushing total is second only to Ed Marinaro among Cornell runners . . . Took his degree in engineering physics.

**PERSONAL:** He was born Derrick Todd Harmon in Queens, NY, and attended Queens Bayside High . . . Third of five sons born to Mr. and Mrs. Jessie Harmon . . . Younger brother, Ronnie, was first-round draft choice of the Buffalo Bills in '86 . . . Another brother, Kevin, will replace Ronnie as starter in University of Iowa backfield.

### HARMON'S PRO STATISTICS

Year	G/S	No.	Rushing				Receiving				
			Yds.	Avg.	Long	TD	Att.	Yds.	Avg.	Long	TD
1984 . . .	16/0	39	192	4.9	19	1	1	2	2.0	2	0
1985 . . .	15/3	28	92	3.3	17	0	14	123	8.8	42	0
<b>Career . . .</b>	<b>31/3</b>	<b>67</b>	<b>284</b>	<b>4.2</b>	<b>19</b>	<b>1</b>	<b>15</b>	<b>125</b>	<b>8.3</b>	<b>42</b>	<b>0</b>
Playoffs											
1985 . . . .	1/1	1	0	0.0	0	0	1	16	16.0	16	0
Total . . . .	4/1	10	37	3.7	14	0	2	19	9.5	16	0

Year	G/S	No.	Kickoff Returns				Tackles		
			Yds.	Avg.	Long	TD	Tot.	Solo	Ast.
1984 . . .	16/0	13	357	27.5	51	0	10	10	0
1985 . . .	15/3	23	467	20.3	37	0	17	13	4
<b>Career . . .</b>	<b>31/3</b>	<b>36</b>	<b>824</b>	<b>22.9</b>	<b>51</b>	<b>0</b>	<b>27</b>	<b>23</b>	<b>4</b>
Playoffs									
1985 . . .	1/1	0	0	0.0	0	0	0	0	0
Total . . .	4/1	4	53	13.3	23	0	1	1	0

### HARMON'S PERSONAL NFL BESTS

**RUSHES** - 11 (vs. Minnesota - 12-8-84)  
**RUSHING YARDS** - 56 (vs. Minnesota - 12-8-84)  
**LONG RUSH** - 19 (vs. Minnesota - 12-8-84)  
**TDs RUSHING** - 1 (vs. Minnesota - 12-8-84)  
**KICKOFF RETURNS** - 5 (at Minnesota - 9-8-85)  
**YARDS** - 123 (at Minnesota - 9-8-85)  
**LONG KICKOFF RETURN** - 51 (at Philadelphia - 9-23-84)  
**RECEPTIONS** - 3 (twice: at Denver - 11-11-85 & at New Orleans - 12-15-85)  
**YARDS RECEIVING** - 46 (at L.A. Rams - 10-27-85)  
**LONG RECEPTION** - 42 (at L.A. Rams - 10-27-85)  
**TDs RECEIVING** - 0  
**PASSES** - 1 (several times)  
**TOTAL TACKLES** - 4 (at Atlanta - 10-6-85)  
**SOLO** - 3 (at Atlanta - 10-6-85)  
**ASSISTS** - 1 (several times)  
**FUMBLE RECOVERIES** - 1 (at Cleveland - 11-11-84)

# John Harty • 75

**DEFENSIVE END** • **IOWA** • **5TH YEAR**  
**HT: 6-4** • **WT: 260** • **BORN: 12-17-58** • **(D-2A IN '81)**



**PRO:** Solid run defender, who came back from lengthy rehabilitation to anchor left side of defensive line . . . **1985:** Returned to active roster prior to Denver contest (11-11), following recovery from surgery on left foot, originally hurt in Week 6 of '83 season . . . Missed last 10 games in '83 and all of 1984 season due to multiple surgeries on foot . . . Had one tackle in first action against Broncos . . . Recorded team's only '85 safety vs. Seattle (11-25) by tackling running back Curt Warner in end zone . . . Started final four games of regular season, and wild card playoff contest . . . Totaled 14 stops in seven regular season games . . . Also had three tackles in wild card game at N.Y. Giants (12-29) . . . **CAREER:** First of two 49ers' selections in second round of '81 draft (Eric Wright was the second) . . . Has played all positions on defensive line . . . Became starter in '82 at nose tackle . . . Spent all of 1984 and nine games of 1985 on physically unable to perform (PUP) list.

**COLLEGE:** Named to several 2nd team All-America units as a senior in 1980 . . . Earned All-Big Ten honors each of four seasons at Iowa . . . Total 232 career stops for Hawkeyes, including 65 as a junior and 58 in senior season . . . Played in Blue-Gray and Senior Bowl games.

**PERSONAL:** He was born John Daniel Harty in Sioux City, IA . . . Competed in football, basketball, and track at Sioux City Heelan High . . . He and wife (Monica) have two children: son Zachary (10-21-82) and daughter Sarah (8-3-84) . . . They live in Sioux City, IA, during the offseason.

## HARTY'S PRO STATISTICS

Year	G/S	Tot.	Tackles†		Sacks	Interceptions	Fum. Rec.
			Solo	Ast.	No./Yds.	No./Yds.	
1981 . . .	14/0	9	2	7	½/0	0/0	0
1982 . . . .	9/7	31	20	11	2½/21	0/0	0
1983 . . . .	5/2	4	2	2	0/0	0/0	0
1984 . . . .	0/0				— Did Not Play —		
1985 . . . .	7/4	14	9	5	0/0	0/0	0
<b>Career . .</b>	<b>35/13</b>	<b>58</b>	<b>33</b>	<b>25</b>	<b>3/21</b>	<b>0/0</b>	<b>0</b>
<b>Playoffs</b>							
1985 . . . .	1/1	3	3	0	0/0	0/0	0
<b>Total . . .</b>	<b>4/1</b>	<b>6</b>	<b>6</b>	<b>0</b>	<b>0/0</b>	<b>0/0</b>	<b>0</b>

**OTHER STATS: Safeties - 1985 (1)**

## HARTY'S PERSONAL NFL BESTS

**TOTAL TACKLES** - 8 (vs. New Orleans - 11-28-82)


**SOLO** - 5 (at St. Louis - 11-21-82)

**ASSISTS** - 6 (at New Orleans - 11-28-82)

**SACKS/YARDS** - 1 for 8 (twice: at St. Louis - 11-21-82 & at Kansas City - 12-26-82)

**SAFETIES** - 1 (vs. Seattle - 11-25-85)

†Tackle totals don't include sacks.



## Tom Holmoe • 28

**SAFETY** • **BRIGHAM YOUNG** • **3RD YEAR**  
**HT: 6-2** • **WT: 195** • **BORN: 3-7-60** • **(D-4 IN '83)**

**PRO:** Heady, resourceful player with good football instincts . . . **1985:** Spent entire season on injured reserve following separated right shoulder in preseason encounter vs. Denver (8-19) . . . Placed on I.R. Sept. 1 . . . Recorded four tackles in two preseason games prior to injury . . . **CAREER:** Selected in fourth round of '83 draft . . . Played cornerback and safety during his rookie season . . . Can play either safety position . . . Only career start came at Atlanta (12-2-84) subbing at strong safety for injured Carlton Williamson . . . Recorded five tackles in Super Bowl XIX (while playing special teams, and in 'nickel' alignment).

**COLLEGE:** Named All-WAC as a senior at BYU in 1982 . . . He recorded 54 tackles and had three interceptions that season . . . Selected team's Most Valuable Defensive Back as a junior, registering three interceptions and 61 total tackles . . . Led conference in 1980 with seven interceptions.

**PERSONAL:** He was born Thomas Allen Holmoe in Los Angeles, CA, and lettered in football, basketball, and track at Crescenta Valley High (La Crescenta, CA) . . . Set school records for longest pass reception (82 yards) and longest kickoff return (93 yards) . . . He and wife (Lori) have a daughter, Shannon Renae (3-18-84), and a son, Daniel Ivan (5-16-86) . . . They live in Foster City, CA.

### HOLMOE'S PRO STATISTICS

Year	G/S	Tackles			Interceptions		Pass. Def.	Fum. Rec.
		Tot.	Solo	Ast.	No./Yds.			
1983	16/0	16	14	2	0/0	1	1	
1984	16/0	28	20	8	0/0	1	0	
1985	0/0				Did Not Play	—		
<b>Career</b>	<b>32/1</b>	<b>44</b>	<b>34</b>	<b>10</b>	<b>0/0</b>	<b>2</b>	<b>1</b>	
Playoffs								
1985	0/0				— Did Not Play —			
<b>Total</b>	<b>5/5</b>	<b>11</b>	<b>8</b>	<b>3</b>	<b>0/0</b>	<b>1</b>	<b>0</b>	

### HOLMOE'S PERSONAL NFL BESTS

**TOTAL TACKLES** - 7 (at Atlanta - 12-2-84)

**SOLO** - 4 (several times)

**ASSISTS** - 4 (at Atlanta - 12-2-84)

**PASSES DEFENSED** - 1 (several times)

## Retired Jerseys

The San Francisco 49ers have officially retired six jerseys in their 32-year history. Those retired are, in order of their retirement, No. 34, Joe "The Jet" Perry; No. 39, Hugh McElhenny; No. 73, Leo Nomellini; No. 12, John Brodie; No. 70, Charlie Krueger; No. 37, Jimmy Johnson.


## Charlie Huff • 40

**CORNERBACK** • **PRESBYTERIAN STATE** • **1ST YEAR**  
**HT: 5-11** • **WT: 195** • **BORN: 2-24-63** • **(FA IN '85)**

**PRO:** Hard-nosed corner defender, who had performed surprisingly well prior to season-ending injury last year . . . **1985:** Spent entire year on injured reserve following surgery to repair ligament and cartilage damage to right knee . . . Huff sustained the injury in third preseason game vs. San Diego (8-24), and was placed on I.R. Aug. 26 . . . Returned intercepted pass 34 yards for touchdown in first preseason contest at L.A. Raiders (8-10) . . . Recorded five tackles the following week vs. Denver (8-19).

**COLLEGE:** Was a three-time All-South Atlantic Coast Conference performer at Presbyterian State, and twice was named NAIA All-America . . . Majored in history and received his teaching credential from Presbyterian State.

**PERSONAL:** He was born Charles Huff in Statesboro, GA, and attended Portal (GA) High . . . Married the former Margie Kinard (9-14-85) . . . They make their home in San Mateo, CA.




## Jeff Kemp • 9

**QUARTERBACK** • **DARTMOUTH** • **6TH YEAR**  
**HT: 6-0** • **WT: 201** • **BORN: 7-11-59** • **(TRADE IN '86)**

**PRO:** Quick-footed scrambler with accurate throwing arm . . . Acquired on draft-day trade from Los Angeles Rams . . . Projected to replace Matt Cavanaugh as team's back-up quarterback . . . **1985:** Played in five games for Rams, including starting assignment at N.Y. Giants (11-10) . . . Hit on 10 of 25 passes for 130 yards and one interception in only start of the year . . . Finished season with 16 completions on 38 attempts for 214 yards and one interception . . . Also rushed five times for no yards . . . **1984:** Started final 12 games of season, replacing injured Vince Ferragamo . . . Led Rams to 9-5 record and wild card playoff berth . . . Threw only seven interceptions in 284 passing attempts (lowest among NFL starting quarterbacks) . . . **CAREER:** Signed as free agent by Rams prior to '81 preseason . . . Released and re-signed by Rams prior to opening of '81 regular season . . . Spent 10 weeks of rookie season on injured reserve with back problems . . . Saw first action in season finale against Washington (12-20-81) . . . Active for seven games in '82, but did not play . . . Played in four games in '83 . . . Threw first pro TD pass against Redskins (11-20-83).

**COLLEGE:** He broke five passing records at Dartmouth: career attempts (398), completions (198), season attempts (216), completions (117), and yards (1,470) . . . Threw 13 career touchdown passes . . . Also lettered in baseball . . . Took degree in economics.




## KEMP, Cont.

**PERSONAL:** He was born Jeffery Allen Kemp in Santa Ana, CA, but attended Winston Churchill High in Bethesda, MD . . . Son of former NFL quarterback and current U.S. Senator Jack Kemp . . . Earned MBA (during last offseason) from Pepperdine Business School . . . He and wife (Stacy) have a son, Kyle Jeffrey (2-10-85), and live in Laguna Hills, CA.

### KEMP'S PRO STATISTICS

Year (L.A. Rams)	G/S	Passing						
		Att.	Comp.	Yds.	Pct.	Int.	Long	TD
1981	1/0	6	2	25	33.3	1	19	0
1982	0/0	— Did Not Play —						
1983	4/0	25	12	135	48.0	1	21	1
1984	14/13	284	143	2021	50.4	7	63t	13
1985	5/1	38	16	2143	42.1	1	35	0
<b>Career</b>	<b>24/14</b>	<b>353</b>	<b>173</b>	<b>2395</b>	<b>49.0</b>	<b>10</b>	<b>63t</b>	<b>14</b>

Year (L.A. Rams)	G/S	Rushing				
		Att.	Yds.	Avg.	Long	TD
1981	1/0	2	9	4.5	—	0
1982	0/0	— Did Not Play —				
1983	4/0	3	-2	-0.7	—	0
1984	14/13	34	153	4.5	—	1
1985	5/1	5	0	0.0	3	0
<b>Career</b>	<b>24/14</b>	<b>44</b>	<b>160</b>	<b>3.6</b>	<b>—</b>	<b>1</b>



## Jim Kovach • 57

**LINEBACKER** • **KENTUCKY** • **8TH YEAR**  
**HT: 6-2** • **WT: 239** • **BORN: 5-1-56** • **(FA IN '85)**

**PRO:** Experienced, well schooled athlete, who should provide depth and leadership to team's young inside linebackers . . . **1985:** Began season as starter with New Orleans . . . Team leader with 13 total tackles, including one sack (and had a 53-yard interception return) prior to injuring left knee in Week 2 . . . Placed on injured reserve by Saints (9-19) . . . Claimed by 49ers off waivers from Saints (11-15) . . . Recorded one tackle on special teams, while playing in four games with Niners . . . **CAREER:** Fourth-round choice of the Saints in 1979 . . . Broke into starting lineup in '81 . . . Led Saints in solo stops from 1982-84.

**COLLEGE:** Kovach was Wildcat team captain and All-SEC at linebacker . . . Phi Beta Kappa scholar started medical school in '78 . . . Continued pre-med studies while playing football . . . Kentucky's leading tackler three of his four seasons . . . Redshirted in '77 due to shoulder injury . . . Graduated from University of Kentucky medical school (1984), with distinction . . . Can practice medicine in Louisiana.

**PERSONAL:** He was born James J. Kovach (pronounced koe-vatch) in Parma Heights, OH, and played football at Parma Valley Forge High . . . He and wife (Nora) have a daughter, Amanda (10-7-85), and live in Metairie, LA, during the offseason.

### KOVACH'S PRO STATISTICS

Year	G/S	Tackles				Sacks		Interceptions
		Tot.	Solo	Ast.	Fum. Rec.	No./Yds.	No./Yds.	
(New Orleans)								
1979	16/0	— Not Available —				0/0	0/0	
1980	11/2	— Not Available —				1/4	1/0	
1981	15/15	— Not Available —				1/10	1/13	
1982	8/8	— Not Available —				2 1/2 /		
						21	0/0	
1983	16/16	— Not Available —				3/25	0/0	
1984	15/15	— Not Available —				1/13	1/16	
Year	G/S	Tot.	Solo	Ast.	Fum. Rec.	No./Yds.	No./Yds.	
1985	2/2	13	8	5	0	1/8		1/53
(San Francisco)								
1985	4/0	1	1	0	0	0/0		0/0
<b>Career</b>	<b>87/58</b>	—	—	—	—	<b>9 1/2/81</b>		<b>3/29</b>

## Ronnie Lott • 42

**SAFETY** • **SOUTHERN CALIFORNIA** • **6TH YEAR**  
**HT: 6-0** • **WT: 200** • **BORN: 5-8-59** • **(D-1 IN '81)**



**PRO:** Dominant, impact player in team's defensive secondary . . . Lethal hitting and total disregard for personal safety on field is legendary among peers . . .

**1985: TEAM LEADER** with six interceptions (68 yards) . . . His 104 total tackles were surpassed only by Riki Ellison's 106 among 49ers' defenders . . . Tied as **TEAM LEADER** with two fumble recoveries . . . Second on team with 13 passes defended . . . Added 1 1/2 sacks (11.5 yards) and one forced fumble . . . Moved from cornerback to safety prior to fifth game of year (at Atlanta, 10-6) . . . Recorded 80 tackles and five interceptions following position switch . . . Had eight total tackles (including fourth-down goal line stop), two passes defended, and an interception at Denver (11-11) . . . Fractured and lacerated fifth finger of left hand in season finale against Dallas (12-22) . . . Injury greatly hampered play in wild card contest at N.Y. Giants (12-29) . . . Recorded five stops in that contest . . . **1984:** Played cornerback for first eight games, before moving to safety for next four contests . . . Returned to corner for final four regular season games and playoffs . . . Tied as **TEAM LEADER** with four interceptions . . . **1983: TEAM LEADER** in total tackles with 108 . . . **1982:** Returned one of two interceptions for score that established **TEAM RECORD** for **MOST CAREER TDS ON INTERCEPTIONS** at four (3 in 1981, 1 in '82) . . . **1981:** Had career-high seven interceptions, while finishing as runner-up for NFL Rookie-of-the-Year honors (won by Lawrence Taylor of N.Y. Giants) . . . **CAREER:** Eighth player selected (second defensive back, behind Kenny Easley, 4th — Seattle) in '81 draft.

## LOTT, Cont.

**COLLEGE:** Consensus All-America and All-Pac 10 in junior and senior seasons . . . Trojans' 1980 MVP and Most Inspirational Player . . . Had 250 tackles during four-year career at USC . . . Second in nation, and No. 1 in Pac-10, with eight interceptions (14 career) during senior year . . . Added three fumble recoveries and 16 passes defended (37 career) in '80 . . . Played basketball for the Trojans as a junior . . . Played in Hula and Japan Bowls . . . Earned degree in public administration (1981).

**PERSONAL:** He was born Ronald Mandel Lott in Albuquerque, NM . . . Played football, basketball, and baseball at Rialto (CA) Eisenhower High . . . Was an all-league performer in each of his three varsity seasons in football and basketball, and a two-time all-leaguer in baseball . . . Is single and lives in Santa Clara, CA.

### LOTT'S PRO STATISTICS

Year	G/S	Tot.	Tackles†		Interceptions		Pass Def.	Fum. Rec.
			Solo	Ast.	No./Yds.			
1981 . . .	16/16	89	52	37	7/117	22	2	
1982 . . .	9/9	68	51	17	2/95	18	0	
1983 . . .	15/14	108	80	28	4/22	16	1	
1984 . . .	12/11	51	35	16	4/26	10	0	
1985 . . .	16/16	104	86	18	6/68	13	2	
<b>Career . .</b>	<b>68/66</b>	<b>420</b>	<b>304</b>	<b>116</b>	<b>23/328</b>	<b>79</b>	<b>5</b>	
<b>Playoffs</b>								
1985 . . .	1/1	5	4	1	0/0	0	0	
<b>Total . . .</b>	<b>9/9</b>	<b>37</b>	<b>26</b>	<b>11</b>	<b>4/70</b>	<b>7</b>	<b>0</b>	

**OTHER STATS:** Forced Fumbles - 1982 (1); 1985 (1). Career (2). Sacks - 1983 (1-9 yards), 1984 (1-7 yards), 1985 (1½-11½ yards), Career (3½-27½ yards).

**LOTT'S NFL HONORS:** All-Rookie - 1981, All-NFC - 1981, Pro Bowl - 1982-83-84-85, All-Pro - 1981, 1983, NFL Alumni Defensive Back-of-the-Year - 1983.

### LOTT'S PERSONAL NFL BESTS

**TOTAL TACKLES** - 13 (twice: vs. Atlanta - 12-19-82 & at L.A. Rams - 10-23-83)

**SOLO** - 10 (at New Orleans - 12-15-85)

**ASSISTS** - 7 (twice: at Detroit - 9-6-81 & at L.A. Rams - 10-23-83)

**SACKS** - 1½ (vs. Atlanta - 9-15-85)

**YARDS** - 11½ (vs. Atlanta - 9-15-85)

**LONG INTERCEPTION RETURN** - 83t (at Kansas City - 12-26-82)

**INTERCEPTIONS** - 2 (three times: vs. Dallas - 10-11-81, vs. N.Y. Giants - 1-3-82 & at Buffalo - 12-11-83)

**INTERCEPTION RETURN YARDS** - 83 (at Kansas City - 12-26-82)

**PASSES DEFENSED** - 4 (twice: at St. Louis - 11-21-82 & at St. Louis - 9-18-83)

**FORCED FUMBLES** - 2 (at Cincinnati - 12-6-81)

**FUMBLE RECOVERIES** - 1 (several times)

**KICKOFF RETURNS** - 3 (twice: vs. Chicago - 9-13-81 & at Atlanta - 9-20-81)

**KICKOFF RETURN YARDS** - 56 (at Atlanta - 9-20-81)

**LONG KO RETURN** - 20 (twice: vs. Chicago - 9-13-81 & at Atlanta - 9-20-81)

†Tackle totals don't include sacks.

## Hall of Fame Niners

Five members of the San Francisco Forty Niners are enshrined in Pro Football's Hall of Fame in Canton, Ohio. Included are three members from San Francisco's "Million Dollar Backfield" of the mid-1950's: Y.A. Tittle, Joe Perry and Hugh McElhenny. Another member of that same team, tackle Leo Nomellini, is also a member. The fifth 49er on display is running back O.J. Simpson. "Juice" was inducted in July of '85.

# Milt McColl • 53



**LINEBACKER** • **STANFORD** • **6TH YEAR**  
**HT: 6-6** • **WT: 230** • **BORN: 8-28-59** • **(FA IN '81)**

**PRO:** Versatile, utility player with ability to play both outside linebacker positions . . . **1985:** Took advantage of first start of year at L.A. Raiders (9-22) and returned fumble 28 yards for first career touchdown . . . Placed in starting lineup against Raiders for injured Keena Turner . . . Started three consecutive contests (replacing Todd Shell) beginning at Detroit (10-20) . . . Had personal season-high six total tackles against Lions . . . Finished year with 31 total stops (25 solo) . . . Nine tackles came while playing special teams . . . Added one stop during wild card playoff game . . . **1984:** Had career-highs with 32 tackles and four sacks (16 yards) . . . Recorded three of those sacks against Washington (9-10-84) . . . **CAREER:** Signed as free agent in 1981 . . . Had fumble recovery in closing minutes of first half in Super Bowl XVI . . . Plays both weak and strong-side linebacker spots.

**COLLEGE:** Academic All-America selection in 1979 and '80 . . . Second team All-Pac 10, UPI honorable mention All-West Coast, and "Sporting News" honorable mention All-America in '80 . . . Played in Japan and Hula Bowls . . . Skipped spring football senior year to study at Stanford's overseas campuses in Cliveden, England, and Florence, Italy . . . One of eight McColls to attend Stanford . . . Mother (Barbara, '53), father (Bill, '52), and several brothers and sisters are Stanford grads . . . He is hours short of completing studies at Stanford medical school.

**PERSONAL:** He was born Milt B. McColl in Oak Park, IL . . . Was an All-CIF performer at South Hills High in Covina, CA . . . Captained the basketball team and was all-league in track and volleyball . . . Was class valedictorian and San Gabriel Valley Scholar-Athlete-of-the-Year as a senior . . . Father played eight seasons with the Chicago Bears (1952-59) . . . Brother (Duncan) played briefly with the Washington Redskins following an All-America career at Stanford . . . Milt and wife (Cindy) live in Menlo Park, CA.

## McCOLL'S PRO STATISTICS

Year	G/S	Tot.	Tackles†		Sacks	Interceptions	Fum. Rec.
			Solo	Ast.	No./Yds.	No./Yds.	
1981	16/0	19	13	6	1/9	1/22	0
1982	9/2	20	13	7	1/2/5½	0/0	0
1983	12/0	10	6	4	1/9	0/0	0
1984	16/0	32	27	5	4/16	0/0	0
1985	16/4	31	25	6	0/0	0/0	1/28t
<b>Career</b>	<b>69/6</b>	<b>112</b>	<b>84</b>	<b>28</b>	<b>6½/39½</b>	<b>1/22</b>	<b>1/28t</b>
<b>Playoffs</b>							
1985	1/0	1	1	0	0/0	0/0	0
<b>Total</b>	<b>9/0</b>	<b>12</b>	<b>7</b>	<b>5</b>	<b>1/7</b>	<b>0/0</b>	<b>0</b>

**OTHER STATS:** Passes Defensed - 1981, (1) 1984 (2); Forced Fumbles - 1983 (2), TDs - 1985 (1).

## McCOLL, Cont.

### McCOLL'S PERSONAL NFL BESTS

**TACKLES** - 6 (several times)

**SOLO** - 5 (twice: at Houston - 10-21-84 & at Detroit - 10-20-85)

**ASSISTS** - 5 (vs. L.A. Raiders - 9-12-82)

**SACKS** - 3 (vs. Washington - 9-10-84)

**YARDS** - 12 (vs. Washington - 9-10-84)

**INTERCEPTIONS** - 1 (at Washington - 10-4-81)

**INTERCEPTION RETURN YARDS** - 22 (at Washington - 10-4-81)

**PASSES DEFENSED** - 2 (at N.Y. Giants - 10-8-84)

**FUMBLES RECOVERED** - 1 (several times, including vs. Cincinnati in Super Bowl XVI - 1-24-82)

**FORCED FUMBLES** - 2 (vs. New England - 10-2-83)

**FUMBLE RECOVERIES FOR TD** - 1 (at L.A. Raiders - 9-22-85)

**LONG FUMBLE RETURN** - 28t (at L.A. Raiders - 9-22-85)

†Tackle totals don't include sacks.



## Guy McIntyre • 62

**GUARD** • **GEORGIA** • **3RD YEAR**  
**HT: 6-3** • **WT: 264** • **BORN: 2-17-61** • **(D-3 IN '84)**

**PRO:** Gifted, natural athlete and emerging young prospect . . . Ready and waiting in wings to break into starting lineup . . . **1985:** Began season playing almost exclusively on special teams . . . Saw some action from scrimmage at L.A. Raiders (9-22) . . . Had fumble recovery for first career touchdown in Lions' end zone (10-20) on mishandled snap for punt . . . Played all of second half of Detroit game, replacing injured John Ayers . . . Was in on opening play of game vs. Philadelphia (11-3), replacing Keith Fahnhorst at right tackle . . . Started at right guard (at Washington, 12-1), replacing Randy Cross — who filled-in at center for injured Fred Quillan . . . Started regular season finale against Dallas (12-22) and wild card playoff game at N.Y. Giants (12-29), when Randy Cross went on injured reserve . . . **CAREER:** Selected in third round of '84 draft . . . Aligned as blocking back in "Angus" formation during '84 playoffs . . . His unexpected return of kickoff in Super Bowl XIX resulted in a fumble.

**COLLEGE:** Recruited as a tight end, but moved to tackle as a sophomore . . . Started last two seasons at Georgia . . . All-SEC (AP and UPI) as a senior . . . Second team AP All-America . . . Won 1983 Jacob's Blocking Trophy, given to conference's outstanding offensive lineman . . . Played in Japan Bowl.

**PERSONAL:** He was born Guy Maurice McIntyre in Thomasville, GA, and competed in football, basketball, and track at Thomasville High . . . Married former Vickie Lynn Baldwin (3-7-86) . . . They live in Burlingame, CA.

**STATS:** Regular season games/starts - 1984 (16/0), 1985 (15/3); career (31/3); Postseason games/starts - 1984 (3/0), 1985 (1/1); Postseason totals (4-1); Tackles — 1984 (1), Kickoff Returns - Playoffs (1/0), TDs - 1985 (1).

### McINTYRE'S PERSONAL NFL BESTS

**TOTAL TACKLES** - 1 (twice: at Atlanta - 12-2-84 & at Washington - 12-1-85)

**SOLO** - 1 (at Washington - 12-1-85)

**ASSISTS** - 1 (at Atlanta - 12-2-84)

**FUMBLE RECOVERIES** - 1 (at Detroit - 10-20-85)

**FUMBLE RECOVERIES FOR TD** - 1 (at Detroit - 10-20-85)

# Dana McLemore • 43

**CORNERBACK-KICK RETURNER • HAWAII • 5TH YEAR**  
**HT: 5-10 • WT: 183 • BORN: 7-1-60 • (D-10A IN '82)**



**PRO:** Darting, daredevil returner who also serves as team's 'nickel' defensive back . . . **1985:** First season with team in which he did not break a return for a score . . . Totaled 258 yards on 38 punt returns (6.8 average) . . . Best game came against Kansas City (11-17), with five returns for 58 yards, including season-long 22-yarder . . . Saw plenty of action from scrimmage as fifth defensive back . . . His 38 total tackles were most by any non-starting defender . . . Added five passes defended to season's totals, and intercepted fourth-quarter pass vs. Seattle (11-25) . . . Returned a punt five yards in wild card playoff contest at N.Y. Giants (12-29) . . . **1984:** Returned two punts 50-or-more-yards, including 79-yard touchdown return at N.Y. Giants (10-8-84) . . . Scored on 54-yard interception return at Atlanta (12-2-84) . . . **1983:** Had 56-yard return for score in regular season finale vs. Dallas (12-19-83) . . . **CAREER:** First of two tenth-round selections by 49ers in '82 draft . . . Returned punt 93 yards for TD in last game of rookie season vs. Rams (1-2-83) . . . **NEEDS** 58 yards to become the 49ers' all-time punt return yardage leader.

**COLLEGE:** Four-year starter at cornerback for University of Hawaii Rainbow Warriors . . . Totaled 180 career stops . . . All-WAC as a senior, when he returned 31 punts for 261 yards and 8.4 average in '81.

**PERSONAL:** He was born Dana McLemore in Los Angeles, CA, and played football at Venice High near L.A. . . . Played flanker, defensive back, punter (46.4 average), and back-up kicker (PATs and kickoffs) his senior season . . . Single, Dana recently purchased a home in San Mateo, CA.

## McLEMORE'S PRO STATISTICS

Year	G/S	Tot.	Tackles†		No./Yds.	Pass. Def.	Fum. Rec.
			Solo	Ast.			
1982	8/0	6	5	1	0/0	0	0
1983	14/0	23	17	6	0/0	0	0
1984	16/0	33	25	8	2/54	5	0
1985	16/0	38	31	7	1/0	5	0
<b>Career</b>	<b>54/0</b>	<b>100</b>	<b>78</b>	<b>22</b>	<b>3/54</b>	<b>10</b>	<b>0</b>
<b>Playoffs</b>							
1985	1/0	0	0	0	0/0	0	0
<b>Total</b>	<b>6/0</b>	<b>9</b>	<b>9</b>	<b>0</b>	<b>0/0</b>	<b>0</b>	<b>0</b>

Year	G/S	Punt Returns					Kickoff Returns				
		Att.	Yds.	Avg.	Long	TD	No.	Yds.	Avg.	Long	TD
1982	8/0	7	156	22.3	93t	1	16	353	22.1	45	0
1983	14/0	31	331	10.7	56t	1	30	575	19.2	39	0
1984	16/0	45	521	11.6	79t	1	3	80	26.7	50	0
1985	16/0	38	258	6.8	22	0	4	76	19.0	26	0
<b>Career</b>	<b>54/0</b>	<b>121</b>	<b>1266</b>	<b>10.5</b>	<b>93t</b>	<b>3</b>	<b>53</b>	<b>1085</b>	<b>20.5</b>	<b>50</b>	<b>0</b>

## McLEMORE, Cont.

### Playoffs

1985 . . . .	1/0	1	5	5.0	0	0	0	0	0.0	0	0
Total . . . .	6/0	14	139	9.9	28	0	7	142	20.3	26	0

OTHER STATS: Forced Fumbles - 1983 (2).

### McLEMORE'S PERSONAL NFL BESTS

**TOTAL TACKLES** - 7 (twice at Atlanta - 12-2-84 & vs. Dallas - 12-22-85)

**SOLO** - 7 (vs. Dallas - 12-22-85)

**ASSISTS** - 3 (twice: at L.A. Rams - 10-23-83 & vs. Minnesota - 12-8-84)

**INTERCEPTIONS** - 1 (several times)

**YARDS** - 54t (at Atlanta - 12-2-84)

**LONG INTERCEPTION RETURN** - 54t (at Atlanta - 12-2-84)

**KICKOFF RETURNS** - 6 (at L.A. Rams - 10-23-83)

**KICKOFF RETURN YARDS** - 147 (at L.A. Rams - 12-2-82)

**FORCED FUMBLES** - 1 (twice: vs. L.A. Rams - 10-9-83 & at L.A. Rams - 10-23-83)

**LONG KICKOFF RETURN** - 50 (at Atlanta - 12-2-84)

**PUNT RETURNS** - 7 (at New Orleans - 11-25-84)

**PUNT RETURN YARDS** - 126 (vs. L.A. Rams - 1-2-83)

**LONG PUNT RETURN** - 93t (vs. L.A. Rams - 1-2-83)

**PASSES DEFENSED** - 3 (at Atlanta - 12-2-84)

†Tackle totals don't include sacks.



## Carl Monroe • 32

RB/KR/WR

UTAH

4TH YEAR

HT: 5-8

WT: 180

BORN: 2-20-60

(FA IN '83)

**PRO:** Shifty, smart runner with a knack for making 'big plays' . . . Will move from running back to wide receiver this season . . . **1985:** Broke opening kickoff at Washington (12-1) 95 yards for score (first career touchdown by return) . . . Had six returns of 30-or-more yards, and three of more than 40 yards . . . Finished third in NFC and fourth in NFL, as **TEAM LEADER** with 25.6 kickoff return average . . . Highest kickoff return average by a 49er (with minimum 20 returns) since Vic Washington's 28.6 mark in 1972 . . . Also had 10 catches for 51 yards . . . Recorded six tackles, while covering punts and kickoffs . . . Had three returns for 42 yards, rushed once for 10 yards, and added one tackle in wild card playoff game at N.Y. Giants (12-29) . . . **1984:** Scored team's first touchdown of regular season (his first career TD) at Detroit (9-2-84), and team's first score in Super Bowl XIX (1-20-85) . . . **TEAM LEADER** with 27 kickoff returns for 561 yards . . . **CAREER:** Signed as free agent in '83 . . . Played in five games prior to breaking right foot . . . Missed final 11 regular season games, but returned for playoffs.

**COLLEGE:** Set Utah's single season records for all-purpose yardage (1,816), rushing attempts (309), and rushing yards (1,507) as a senior in '82 . . . Selected All-WAC in 1982 . . . Led nation in all-purpose running (185.1 yards per game) and kickoff return average (30.0 on 14 returns) in '82 . . . Played in Blue-Gray and Senior Bowl games.

**PERSONAL:** He was born Carl Monroe in Pittsburgh, PA, and attended Overfelt High in San Jose, CA . . . He and wife (Karen) live in Sunnyvale, CA.

## MONROE'S PRO STATISTICS

Year	G/S	Att.	Rushing				Receiving				
			Yds.	Avg.	Long	TD	No.	Yds.	Avg.	Long	TD
1983	5/0	10	23	2.3	5	0	2	61	30.5	50	0
1984	16/0	3	13	4.3	7	0	11	139	12.6	47	1
1985	14/0	0	0	0.0	0	0	10	51	5.1	9	0
<b>Career</b>	<b>35/0</b>	<b>13</b>	<b>36</b>	<b>3.6</b>	<b>7</b>	<b>0</b>	<b>23</b>	<b>251</b>	<b>10.9</b>	<b>50</b>	<b>1</b>
<b>Playoffs</b>											
1985	1/0	1	10	10.0	10	0	0	0	0.0	0	0
<b>Total</b>	<b>6/0</b>	<b>1</b>	<b>10</b>	<b>10.0</b>	<b>10</b>	<b>0</b>	<b>1</b>	<b>33</b>	<b>33.3</b>	<b>33t</b>	<b>1</b>

Year	G/S	No.	Kickoff Returns				Tackles		
			Yds.	Avg.	Long	TD	Tot.	Solo	Ast.
1983	5/0	8	152	19.0	32	0	3	2	1
1984	16/0	27	561	20.8	44	0	8	7	1
1985	14/0	28	717	25.6	95t	1	6	4	2
<b>Career</b>	<b>35/0</b>	<b>63</b>	<b>1430</b>	<b>22.7</b>	<b>95t</b>	<b>1</b>	<b>17</b>	<b>13</b>	<b>4</b>
<b>Playoffs</b>									
1985	1/0	3	42	14.0	17	0	1	1	0
<b>Total</b>	<b>6/0</b>	<b>6</b>	<b>84</b>	<b>14.0</b>	<b>17</b>	<b>0</b>	<b>5</b>	<b>4</b>	<b>1</b>

### MONROE'S PERSONAL NFL BESTS

**RUSHES** - 2 (at Detroit - 9-2-84)

**YARDS** - 10 (at N.Y. Giants - 12-29-85)

**LONG** - 10 (at N.Y. Giants - 12-29-85)

**TDs RUSHING** - 0

**RECEPTIONS** - 5 (vs. L.A. Rams - 12-9-85)

**YARDS** - 73 (vs. Tampa Bay - 11-18-84)

**LONG** - 50 (at New England - 10-2-83)

**TD RECEPTIONS** - 1 (twice: at Detroit - 9-2-84 & vs. Miami in Super Bowl XIX - 1-20-85)

**KICKOFF RETURNS** - 5 (twice: vs. Chicago - 10-13-85 & at Detroit - 10-20-85)

**YARDS** - 124 (vs. Chicago - 10-13-85)

**LONG KO RETURN** - 95 (at Washington - 12-1-85)

**TDs ON KO RETURN** - 1 (95 yards - at Washington - 12-1-85)

**TOTAL TACKLES** - 3 (vs. Cincinnati - 11-4-84)

**SOLO** - 2 (vs. Cincinnati - 11-4-84)

**ASSISTS** - 1 (several times)

## PRONUNCIATION GUIDE

### PLAYERS

Quillan	.....	QUIL-in
Sapulu	.....	SA-pole-low
Tuiasosopo	.....	TWO-ee-ah-so-so-po
Wersching	.....	WUR-shing
Kovach	.....	KOE-vatch
Fahnhorst	.....	FON-horst
Holmoe	.....	HOL-mo



## Joe Montana • 16

QUARTERBACK • NOTRE DAME • 8TH YEAR  
HT: 6-2 • WT: 195 • BORN: 6-11-56 • (D-3 IN '79)

**PRO:** Embodies special blend of talent, technique, and temperament that have made him the most proficient quarterback in NFL history . . . Named by most NFL observers as player they would pick to build franchise around . . . **1985:** Endured most challenging season of career . . . Remained **NFL'S HIGHEST RATED CAREER PASSER**, although dropping from 92.7 to 92.4 . . . Led NFC (third in NFL) with 91.3 pass ranking . . . Also led conference and was second in NFL (to Miami's Dan Marino — 30) with 27 touchdown passes . . . Threw two-or-more touchdowns in nine games . . . Totaled five 300-plus games . . . Had three consecutive contests of 300-plus yards to end regular season . . . Set **TEAM RECORDS** with 57 passes, 37 completions, 429 yards, and five touchdowns at Atlanta (10-6) . . . Had streak of 112 passes without throwing an interception early in year . . . Surpassed that with 118 non-intercepted tosses late in season . . . Did not throw interception in seven contests . . . Exceeded 60% completion ratio in eight games, above 70% in four contests . . . Did not play vs. Philadelphia (11-3) due to bruised sternum . . . Also missed portions of Minnesota (9-8, knee), Detroit (10-20, flu), and L.A. Rams (10-27, sternum) encounters . . . Threw career-high 13 interceptions in '85 . . . Hit on 26 of 47 passes for 296 yards in wild card playoff affair at N.Y. Giants (12-29) — sacked four times and threw one interception, while playing with shoulder and rib injuries . . . Consensus all-pro . . . Voted '86 NFC Pro Bowl starter, but did not play due to injuries . . . **1984:** NFC rating leader (102.9) and tied for conference leadership (with Cardinals' Neil Lomax) with career-high 28 touchdown passes . . . Set **TEAM RECORD** and led conference with .646 completion percentage . . . Also had NFC's lowest interception ratio (2.3) . . . Missed first start in 49 games at Philadelphia (9-23-84) . . . Established **SUPER BOWL RECORDS** with 331 passing yards and most rushing yards by a quarterback (59) in victory over Dolphins . . . Named Super Bowl XIX Most Valuable Player . . . **1983:** Had four career-highs: 515 attempts, 332 completions, 3,910 yards, and 284 rushing yards . . . Set **NFC CHAMPIONSHIP GAME RECORD** with 48 attempts and tied mark for completions (27) at Washington (1-8-84) . . . **1982:** Had five consecutive games of 300-plus yards for an **NFL RECORD** . . . Led conference in attempts (346), completions (213), yards (2,613) and TD passes (17) . . . **1981:** First full season as a starter . . . Led conference with 88.2 rating and .637 completion percentage . . . Also, had NFC-best 2.5 interception percentage . . . Super Bowl XVI Most Valuable Player . . . **1980:** Started seven of last 10 games, including last four . . . Finished with League-best .645 completion percentage . . . **CAREER:** Selected in third-round of '79 draft . . . Third quarterback taken behind Jack Thompson (3rd — Cincinnati), and Steve Fuller (23rd — Kansas City) . . . Threw first professional TD pass vs. Denver (11-18-79) . . . Initial NFL start came against St. Louis (12-2-79).

**COLLEGE:** Nearly accepted a basketball scholarship from North Carolina State prior to Notre Dame football offer . . . Completed 260 of 515 (.522) career passes for 4,121 yards and 25 touchdowns . . . Completed 141

of 260 passes for 2,010 yards and 10 touchdowns as a senior in '78 . . . Earned national acclaim in Cotton Bowl, guiding Irish back from a 34-12 deficit midway through fourth period, to a 35-34 win with no time showing . . . Notre Dame won the national championship with Montana at quarterback in '77 . . . Redshirted in 1976, and was part-time starter in '78 . . . Earned business administration/marketing degree.

**PERSONAL:** He was born Joseph C. Montana in New Eagle, PA . . . Attended Ringgold High in Monongahela, PA, where he played football, basketball, and baseball . . . Named 49ers' Lite NFL Man-of-the-Year in '84 . . . Works with "Make-a-Wish" charity in Bay Area . . . He and wife, actress-model Jennifer (Wallace) Montana, have one child, daughter Alexandra (10-1-85), and are expecting their second child in December . . . They live in Palos Verdes Estates, CA, during the offseason, and recently began building a home in Redwood City, CA, as well.

### MONTANA'S PRO STATISTICS

#### Passing

Year	G/S	Att.	Comp.	Yds.	Pct.	Int.	Long	TD	NFL Rating
1979 . . .	16/1	23	13	96	.565	0	18	1	80.9
1980 . . .	15/7	273	176	1795	.645	9	71t	15	87.8
1981 . . .	16/16	488	311	3565	.637	12	58t	19	88.2
1982 . . .	9/9	346	213	2613	.616	11	55	17	87.9
1983 . . .	16/16	515	332	3910	.645	12	77	26	94.6
1984 . . .	16/15	432	279	3630	.646	10	80t	28	102.9
1985 . . .	15/15	494	303	3653	.613	13	66t	27	91.3
<b>Career .</b>	<b>103/79</b>	<b>2571</b>	<b>1627</b>	<b>19262</b>	<b>.632</b>	<b>67</b>	<b>80t</b>	<b>133</b>	<b>92.7</b>
Playoffs									
1985 . . .	1/1	47	26	296	.553	1	36	0	65.7
Total . . .	9/9	322	194	2464	.602	12	76t	17	89.9

#### Rushing

Year	G/S	Att.	Yds.	Avg.	Long	TD
1979 . . .	16/1	3	22	7.3	13	0
1980 . . .	15/7	32	77	2.4	11	2
1981 . . .	16/16	25	95	3.8	20t	2
1982 . . .	9/9	30	118	3.9	21	1
1983 . . .	16/16	61	284	4.7	18	2
1984 . . .	16/15	39	118	3.0	15	2
1985 . . .	15/15	42	153	3.6	16	3
<b>Career .</b>	<b>103/79</b>	<b>232</b>	<b>867</b>	<b>3.7</b>	<b>21</b>	<b>12</b>
Playoffs						
1985 . . .	1/1	1	0	0.0	0	0
Total . . .	9/9	33	204	6.2	53	2

**MONTANA'S NFL HONORS:** All-NFC - 1981, 1984, 1985, Pro Bowl - 1982-83-84-85-86, MVP of Super Bowl XVI - 1982 & Super Bowl XIX - 1985, Navy NFL Co-MVP - 1981.

### MONTANA'S PERSONAL NFL BESTS

**RUSHES** - 8 (vs. N.Y. Jets - 10-30-83)

**RUSHING YARDS** - 63 (vs. N.Y. Giants - 12-29-84)

**LONG RUSH** - 53 (vs. N.Y. Giants - 12-29-84)

**TDs RUSHING** - 1 (several times, including 1 each in Super Bowls XVI and XIX)

**PASSES ATTEMPTED** - 57 (at Atlanta - 10-6-85)

## MONTANA, Cont.

COMPLETIONS - 37 (at Atlanta - 10-6-85)

PASSING YARDS - 429 (at Atlanta - 10-6-85)

TDs PASSING - 5 (at Atlanta - 10-6-85)

LONG PASS - 80t (to Dwight Clark - at Houston - 10-21-84)

INTERCEPTIONS - 4 (vs. Cincinnati - 11-4-84)

SACKED - 7 (vs. Chicago - 10-13-85)

SACK YARDAGE - 52 (vs. L.A. Raiders - 9-12-82)

300+ YARDAGE GAMES - 21

400+ YARDAGE GAMES — 2 (408 at St. Louis - 11-12-82 & 429 - at Atlanta - 10-6-85)

CONSECUTIVE 300+ Games - 5 (NFL Record)

CONSECUTIVE PASS COMPLETIONS - 18 (at L.A. Rams - 10-28-84 - (13) & vs. Cincinnati - 11-4-84 - (5))

### MONTANA'S 1981 GAME-BY-GAME

Opponent	Att.	Comp.	Yards	Sacks	TD	Long	Int.
Detroit . . . . .	28	18	195	4/19	1	23	1
Chicago . . . . .	32	20	287	0/0	3	46t	0
Atlanta . . . . .	34	24	274	1/1	2	27	2
New Orleans . . . . .	22	16	175	1/7	1	60t	1
Washington . . . . .	28	15	193	2/25	0	40	1
Dallas . . . . .	29	19	279	0/0	2	78t	0
Green Bay . . . . .	32	23	220	1/9	0	22	0
L.A. Rams . . . . .	32	18	287	3/22	2	50	0
Pittsburgh . . . . .	37	22	205	1/10	1	23	2
Atlanta . . . . .	30	16	223	2/18	2	44	1
Cleveland . . . . .	42	24	213	3/26	0	18	2
L.A. Rams . . . . .	30	19	283	3/24	0	44	1
N.Y. Giants . . . . .	39	27	234	3/20	0	26	0
Cincinnati . . . . .	36	23	187	1/8	2	20	1
Houston . . . . .	26	18	204	1/4	1	41	0
New Orleans . . . . .	11	9	106	0/0	2	36	0

### MONTANA'S 1981 POSTSEASON GAME-BY-GAME

Opponent	Att.	Comp.	Yards	Sacks	TD	Long	Int.
N.Y. Giants . . . . .	31	20	304	3/16	2	58t	1
Dallas . . . . .	35	22	286	3/20	3	38	3
Cincinnati . . . . .	22	14	157	1/9	1	22	0

### MONTANA'S 1982 GAME-BY-GAME

Opponent	Att.	Comp.	Yards	Sacks	TD	Long	Int.
L.A. Raiders . . . . .	41	21	244	5/52	2	41t	1
Denver . . . . .	37	26	336	1/11	2	46t	2
St. Louis . . . . .	39	26	408	4/37	3	55	1
New Orleans . . . . .	42	27	334	2/13	2	30	1
L.A. Rams . . . . .	37	26	305	3/24	2	38t	0
San Diego . . . . .	46	31	356	0/0	3	43	2
Atlanta . . . . .	31	16	177	2/13	1	26	1
Kansas City . . . . .	35	20	253	3/16	0	51	2
L.A. Rams . . . . .	38	20	200	0/0	2	29t	1

### MONTANA'S 1983 GAME-BY-GAME

Opponent	Att.	Comp.	Yards	Sacks	TD	Long	Int.
Philadelphia . . .	20	10	118	1/9	0	26	1
Minnesota . . . . .	24	17	230	3/14	4	49	0
St. Louis . . . . .	32	20	341	1/5	3	69t	1
Atlanta . . . . .	32	27	261	0/0	3	31	2
New England . . .	38	25	288	5/36	2	50	0
L.A. Rams . . . . .	42	28	316	2/13	0	29	0
New Orleans . . .	27	17	145	2/11	0	25	1
L.A. Rams . . . . .	39	25	358	0/0	3	46t	0
N.Y. Jets . . . . .	36	21	233	1/6	1	33	2
Miami . . . . .	26	16	232	3/22	1	45	0
New Orleans . . .	43	26	283	2/10	3	24	2
Atlanta . . . . .	28	21	182	1/8	1	19	0
Chicago . . . . .	43	26	255	5/37	0	38	2
Tampa Bay . . . .	31	21	227	1/6	0	33	0
Buffalo . . . . .	28	18	218	4/35	1	33	0
Dallas . . . . .	26	14	223	2/12	4	77t	1

### MONTANA'S 1983 POSTSEASON GAMES-BY-GAME

Opponent	Att.	Comp.	Yards	Sacks	TD	Long	Int.
Detroit . . . . .	31	18	201	2-13	1	27	1
Washington . . .	48	27	347	0-0	3	76	1

### MONTANA'S 1984 GAME-BY-GAME

Opponent	Att.	Comp.	Yards	Sacks	TD	Long	Int.
Detroit . . . . .	25	16	188	2/14	1	23	0
Washington . . .	40	24	381	2/14	2	56	0
New Orleans . . .	17	10	128	3/20	1	32t	1
Philadelphia . . .	0	0	0	0/0	0	0	0
Atlanta . . . . .	25	13	149	0/0	2	22t	0
N.Y. Giants . . . .	24	15	207	1/1	3	59t	0
Pittsburgh . . . .	34	24	241	0/0	0	32	1
Houston . . . . .	35	25	353	1/0	3	80t	1
L.A. Rams . . . . .	31	21	365	2/15	3	64t	0
Cincinnati . . . .	42	27	301	1/7	2	39t	4
Cleveland . . . .	30	24	263	1/8	2	60t	1
Tampa Bay . . . .	23	19	247	2/9	0	47	0
New Orleans . . .	30	14	177	1/13	2	28	0
Atlanta . . . . .	24	12	165	2/18	2	64t	2
Minnesota . . . .	21	15	246	0/0	3	59t	0
L.A. Rams . . . . .	31	20	219	4/19	2	47t	0

### MONTANA'S 1984 POSTSEASON GAMES-BY-GAME

Opponent	Att.	Comp.	Yards	Sacks	TD	Long	Int.
N.Y. Giants . . . .	39	25	309	4/28	3	29t	3
Chicago . . . . .	34	18	233	3/8	1	38	2
Miami . . . . .	35	24	331	1/5	3	40	0

## MONTANA, Cont.

### MONTANA'S 1985 GAME-BY-GAME

Opponent	Att.	Comp.	Yards	Sacks	TD	Long	Int.	
Minnesota . . . . .	39	24	265	2/10	2	29	2	
Atlanta . . . . .	26	19	204	3/20	1	38	1	
L.A. Raiders . . . . .	24	14	255	2/16	2	38	0	
New Orleans . . . . .	26	12	120	6/39	0	18	2	
Atlanta . . . . .	57	37	429	1/9	5	46t	0	
Chicago . . . . .	29	17	160	7/44	0	17	0	
Detroit . . . . .	26	15	97	0/0	0	16	1	
L.A. Rams . . . . .	30	22	306	2/5	3	73	0	
Philadelphia . . . . .			— Did Not Play —					
Denver . . . . .	40	17	222	2/19	1	44	0	
Kansas City . . . . .	34	23	235	0/0	2	38	0	
Seattle . . . . .	33	17	237	1/7	2	33	3	
Washington . . . . .	22	11	119	1/17	1	39	0	
L.A. Rams . . . . .	36	26	328	4/28	3	66t	2	
New Orleans . . . . .	38	25	354	1/5	3	52t	1	
Dallas . . . . .	34	24	322	3/27	2	49t	1	

### MONTANA'S 1985 POSTSEASON GAMES-BY-GAME

Opponent	Att.	Comp.	Yards	Sacks	TD	Long	Int.
N.Y. Giants . . . . .	47	26	296	4/28	0	36	1



## Tory Nixon • 20

**CORNERBACK • SAN DIEGO STATE • 2ND YEAR**  
**HT: 5-11 • WT: 186 • BORN: 2-24-62 • (TRADE IN '85)**

**PRO:** Youthful, quick defender with strong cover abilities . . . Will compete for starting left cornerback position . . . **1985:** Came to the 49ers by trade from Washington on final cut-down day prior to start of regular season . . . Made two special teams tackles in opener at Minnesota (9-8) . . . Followed with two more hits the next week vs. Atlanta (9-15) . . . Played mainly on special teams early in year . . . Began playing 'nickel' cornerback by mid-season . . . Finished year with 26 total tackles, including 24 solo stops . . . Second on team (to Derrick Harmon's 17) with 12 special teams tackles . . . Started first game of pro career at N.Y. Giants (12-29) in wild card playoff contest . . . **CAREER:** Selected in second round (33rd overall) by Washington in '85 draft . . . Fifth defensive back taken behind Derrick Burroughs (14th — Buffalo), Jerry Gray (21st — L.A. Rams), Issiac Holt (30th — Minnesota), and Don Anderson (32nd — Indianapolis) . . . San Francisco surrendered sixth-round pick in '86 draft to Redskins in exchange for Nixon.

**COLLEGE:** Recorded 60 tackles and five interceptions as a senior at San Diego State in '84 . . . Named All-WAC and honorable mention All-America . . . Returned two interceptions for scores and set school record with 223

return yards as a senior . . . Team leader with four pick-offs as a junior . . . Added 58 tackles . . . Began career at University of Arizona as walk-on basketball player . . . Spent two years at Phoenix Community College before transferring to SDSU.

**PERSONAL:** He was born Torran Blake Nixon in Eugene, OR, and competed in football, basketball, and track at Phoenix (AZ) Shadow Mountain High . . . Averaged 16 points per game as a junior basketball player, but did not play hoops his senior year due to an ankle injury suffered during football season . . . He and wife (Liz) live in San Diego, CA; during the offseason.

#### NIXON'S PRO STATISTICS

Year	G/S Tot.	Tackles			Fum. Rec.	Sacks	Interceptions
		Solo	Ast.	No./Yds.		No./Yds.	
1985 . . . . .	16/0	26	24	2	0	0/0	0/0
Playoffs							
1985 . . . . .	1/1	1	1	0	0	0/0	0/0

## William "Bubba" Paris • 77

**TACKLE** • **MICHIGAN** • **4TH YEAR**  
**HT: 6-6** • **WT: 299** • **BORN: 10-6-60** • **(D-2 IN '82)**




**PRO:** Big, imposing lineman with ability to run block and pass block . . . Continues to improve in all facets of game . . . **1985:** Started all 16 games (plus playoff game) . . . Played entire year with nagging right knee injury . . . He and guard John Ayers were only 49ers' offensive linemen to start every game . . . Durable player, did not miss a down due to injury during regular season . . . **CAREER:** Team's first pick in '82 draft as initial choice in second round (29th overall) . . . Has started 53 of last 54 games (including six postseason contests) . . . Injured right knee in final preseason game of '82 (at Seattle, 9-2-82), and missed all of that season while recuperating.

**COLLEGE:** Selected All-Big Ten and second team All-America as a senior in '81 . . . Played in Hula, Japan, and Olympia Gold Bowls to conclude career . . . Started final 32 contests for Wolverines.

**PERSONAL:** He was born William H. Paris in Louisville, KY, and attended Louisville DeSales High, where he was team captain and Most Valuable Player as a senior . . . Given nickname by high school teammates who compared Paris to former all-pro defensive end Bubba Smith . . . He and wife (Lynne) have four sons — Wayne (4-27-80), David Allen (2-3-84), Austin Bubba (2-5-85), and Brandon 'Henri' (6-25-86) . . . Is president of Paris Enterprises, a communications-advertising firm in Redwood City, CA. . . . Also serves as a motivational speaker for charitable and business events throughout the community.

**STATS:** Regular season games/starts - 1983 (16/16), 1984 (16/15), 1985 (16/16), career (48/47); Postseason games/starts - 1983 (2/2), 1984 (3/3), 1985 (1/1) **postseason totals** (6/6).



## Fred Quillan • 56

**CENTER** • **OREGON** • **9TH YEAR**  
**HT: 6-5** • **WT: 266** • **BORN: 1-27-56** • **(D-7 IN '78)**

**PRO:** Hub of veteran offensive line . . . Status has risen yearly . . . Great game tactician . . . **1985:** Started 15 of 16 regular season games . . . Did not play at Washington (12-1) due to left knee sprain suffered in closing minutes of Seattle contest (11-25) . . . Came back after Redskins' game and started final three regular season games and wild card playoff game at N.Y. Giants (12-29) . . . Selected to NFC Pro Bowl team for second consecutive season . . . **1984:** Named starting center in Pro Bowl following season . . . **1983:** Missed two mid-season games with left knee injury . . . **CAREER:** Drafted in seventh round of '78 . . . First pro start came in Week 10 of rookie year at Atlanta (11-5), replacing injured starting center Randy Cross . . . Cross was moved to guard upon his return to health, with Quillan remaining at center.

**COLLEGE:** He played all positions on Ducks' offensive line during four-year career . . . Named All-West Coast center as a junior in '76 . . . Played tackle during senior season at Oregon . . . Recruited as a tight end out of high school.

**PERSONAL:** He was born Frederick David Quillan in West Palm Beach, FL, but grew up in Portland, OR . . . Three-sport (football, basketball, and track) athlete at Portland Central Catholic High . . . He and wife (Susan) live in San Mateo, CA.

**STATS:** Regular season games/starts - 1978 (14/7), 1979 (16/16), 1980 (16/16), 1981 (16/16), 1982 (9/9), 1983 (14/14), 1984 (16/16), 1985 (15/15), career (116/109); Postseason games/starts - 1981 (3/3), 1983 (2/2), 1984 (3/3), 1985 (1/1), postseason totals (9/9).

**QUILLAN'S NFL HONORS:** Pro Bowl - 1985-86, All-NFC - 1984-85.



## Jerry Rice • 80

**WIDE RECEIVER** • **MISSISSIPPI VALLEY STATE** • **2ND YEAR**  
**HT: 6-2** • **WT: 200** • **BORN: 10-13-62** • **(D-1 IN '85)**

**PRO:** Fluid, explosive game-breaking receiver . . . Appears to have limitless talent . . . Came on strong as season progressed . . . **1985:** Named UPI NFC Rookie-of-the-Year and NFLPA NFC Offensive Rookie-of-the-Year . . . **TEAM LEADER** with 18.9 average per catch . . . Had five games averaging at least 20 yards per catch . . . His 66-yard touchdown reception vs. L.A. Rams (12-9) was the longest catch by any Niners' wide-out in '85 . . . That grab was one of 10 catches for **TEAM RECORD** 241 yards against Rams . . . Had 111 yards receiving in season finale vs. Dallas (12-22) . . . Scored first professional touchdown on 25-yard snag at Atlanta (10-6) . . . Also scored on 14-yard toss vs. Philadelphia (11-3) . . . Scored first NFL rushing TD on 15-yard reverse against Dallas (12-22) . . . Had 80-yard catch-and-run for score at Washington nullified due to penalty . . . Established

**TEAM RECORD** for rookies with 927 receiving yards on 49 receptions . . . Selected to "Pro Football Weekly's" all-rookie team . . . **CAREER:** Selected in first round (16th overall) of '85 draft . . . Third wide receiver taken behind Al Toon (10th — N.Y. Jets) and Eddie Brown (13th — Cincinnati).

**COLLEGE:** Totaled 4,693 yards and set 18 NCAA Division 1-AA records during four-year career at MVSU . . . Had more than 100 receptions each of last two seasons . . . Recorded 1,845 yards and scored 28 TDs as a senior in '84 . . . Exceeded 1,000 yards receiving three consecutive years . . . Named to most All-America teams as a senior . . . Played in Blue-Gray Game and Senior Bowl.

**PERSONAL:** He was born Jerry Lee Rice in Starkville, MS, and attended Moor High in Crawford, MS . . . Competed in football, basketball, and track . . . Is single and lives in Crawford, MS, during the offseason.

### RICE'S PRO STATISTICS

Year	Receiving						Rushing				
	G/S	No.	Yds.	Avg.	Long	TD	Att.	Yds.	Avg.	Long	TD
1985 . . . .	16/4	49	927	18.9	66t	3	6	26	4.3	15t	1
Playoffs											
1985 . . . .	1/1	4	45	11.3	20	0	0	0	0.0	0	0

**OTHER STATS:** Passing - 1985 (0 for 1), Kickoff Returns - 1985 (1 for 6 yds.).

**RICE'S NFL HONORS:** All-Rookie -1985, NFC Rookie-of-the-Year - 1985, NFC offensive rookie-of-the-year - 1985.

### RICE'S PERSONAL NFL BESTS

**RECEPTIONS** - 10 (vs. L.A. Rams - 12-9-85)  
**RECEIVING YARDS** - 241 (vs. L.A. Rams - 12-9-85)  
**LONG RECEPTION** - 66t (vs. L.A. Rams - 12-9-85)  
**TDs RECEPTION** - 1 (several times)  
**LONG TD RECEPTION** - 66 (from Joe Montana vs. L.A. Rams - 12-9-85)  
**RUSHES** - 2 (vs. L.A. Rams - 12-9-85)  
**RUSHING YARDS** - 15 (vs. Dallas - 12-22-85)  
**LONG RUSH** - 15 (vs. Dallas - 12-22-85)  
**TDs RUSHING** - 1 (vs. Dallas - 12-22-85)  
**KICKOFF RETURNS** - 1 (vs. New Orleans - 9-29-85)  
**YARDS** - 6 (vs. New Orleans - 9-29-85)  
**PASSES** - 1 (at N.Y. Giants - 12-29-85)  
**TOTAL TACKLES** - 1 (twice: vs. Dallas - 12-22-85 & at N.Y. Giants - 12-29-85)  
**SOLO** - 1 (twice: vs. Dallas - 12-22-85 & at N.Y. Giants - 12-29-85)

## Bill Ring • 30

**FULLBACK** • **BRIGHAM YOUNG** • **6TH YEAR**  
**HT: 5-10** • **WT: 205** • **BORN: 12-13-56** • **(FA IN '81)**



**PRO:** Guty, compact player who captains special teams and serves as inspirational leader for teammates . . . **1985:** Started season strong with two special teams tackles in opener at Minnesota (9-8) . . . Came back next week vs. Atlanta (9-15) and made play that turned game in Niners' favor . . . His tackle, forced fumble, and fumble recovery on third-quarter punt return, set up team's go-ahead score that led to victory . . . Played throughout mid-season, although hobbled by right leg injury . . . Placed on injured reserve (11-15) with stress fracture to right leg . . . Missed next four games . . . Returned to active roster Dec. 14 . . . Played in final two

## RING, Cont.

regular season games, and wild card playoff contest . . . Finished year with eight rushes for 23 yards, two receptions for 14 yards, and 10 tackles on special teams . . . Caught three passes for 19 yards, and added one special teams stop in playoff contest at N.Y. Giants (12-29) . . . **1984:** Had career highs with three rushing touchdowns and a 34-yard run . . . Started vs. Tampa Bay (11-18-84) for Wendell Tyler . . . Recorded four tackles on special teams in NFC Championship Game vs. Chicago (1-6-85) . . . **1983: TEAM LEADER** with 15 special teams stops . . . Established career highs for rushing yards (254) and receiving yards (182) . . . Selected team's **Len Eshmont Award** winner (for "courageous and inspirational play") . . . **1982: TEAM LEADER** with 24.2 kickoff return average, and totaled 422 all-purpose yards (third on team) . . . **CAREER:** Signed as a free agent with Pittsburgh (5-7-80), but released in Steelers' final cut . . . Signed with San Francisco (4-14-81) . . . Placed on I.R. during preseason, activated a month later (9-18-81), and waived (9-22-81) . . . Re-signed by Niners (10-7-81), and played in all remaining regular and postseason contests that year.

**COLLEGE:** Played two years at the College of San Mateo (JC) before transferring to BYU . . . Rushed for 782 yards, averaging 4.5 yards per carry during two-year stay with Cougars . . . Named MVP of '79 Japan Bowl . . . Took his degree in finance from BYU in 1980.

**PERSONAL:** He was born William Thomas Ring in Des Moines, IA, but grew up in California . . . Played football at nearby Carlmont High in Belmont, CA . . . Works with numerous Bay Area charities and is constantly requested for speaking engagements . . . Named the 49ers' Lite NFL Man-of-the-Year in 1983 . . . Elected team's NFL Players' Association representative last year . . . He and wife (Connie) live in Redwood Shores, CA . . . They are expecting their first child in February . . . During past offseason sponsored successful 10K run benefitting Bay Area "Center for Independence of the Disabled", of which Bill is a member of the board of trustees.

### RING'S PRO STATISTICS

Year	G/S	Att.	Rushing				Receiving				
			Yds.	Avg.	Long	TD	No.	Yds.	Avg.	Long	TD
1981	12/0	22	106	4.8	16	0	3	28	9.3	21	1
1982	8/3	48	183	3.8	11	1	13	94	7.2	15	0
1983	16/5	64	254	4.0	25	2	23	182	7.9	24	0
1984	16/1	38	162	4.3	34	3	3	10	3.3	15	0
1985	10/0	8	23	2.9	9t	1	2	14	7.0	8	0
<b>Career</b>	<b>62/9</b>	<b>180</b>	<b>728</b>	<b>4.0</b>	<b>34</b>	<b>6</b>	<b>44</b>	<b>328</b>	<b>7.5</b>	<b>24</b>	<b>1</b>
Playoffs											
1985	1/0	0	0	0.0	0	0	3	19	3.6	11	0
<b>Total</b>	<b>9/0</b>	<b>23</b>	<b>8</b>	<b>3.4</b>	<b>3</b>	<b>0</b>	<b>5</b>	<b>18</b>	<b>3.6</b>	<b>11</b>	<b>0</b>
Year	G/S	Tot.	Tackles				Kickoff Returns				
			Solo.	Ast.	Fum.	Rec.	No.	Yds.	Avg.	Long	TD
1981	12/0	21	18	3	1	0	10	217	21.7	29	0
1982	8/3	4	0	4	0	0	6	145	24.2	41	0
1983	16/5	15	8	7	1	1	4	68	17.0	18	0
1984	16/1	16	9	7	1	1	1	27	27.0	27	0
1985	10/0	10	7	3	1	1	0	0	0.0	0	0
<b>Career</b>	<b>62/9</b>	<b>66</b>	<b>42</b>	<b>24</b>	<b>4</b>	<b>4</b>	<b>21</b>	<b>457</b>	<b>21.7</b>	<b>41</b>	<b>0</b>

## Playoffs

1985	.....	1/0	1	1	0	0	0	0	0.0	0	0
Total	.....	9/0	10	4	6	0	4	52	13.0	17	0

OTHER STATS: Punt Returns - 1982 (1 fair catch). Blocked Punts - 1984 (1).

RING'S NFL HONORS: Len Eshmont Award - 1983.

## RING'S PERSONAL NFL BESTS

RUSHES - 11 (several times)

RUSHING YARDS - 71 (at New Orleans - 12-20-81)

RUSHING TDs - 1 (several times)

LONG RUSH - 34 (at Cleveland - 11-11-84)

RECEPTIONS - 4 (twice: at L.A. Rams - 12-2-82 & vs. New Orleans - 11-13-83)

RECEIVING YARDS - 53 (twice: vs. L.A. Rams - 10-9-83 & vs. New Orleans - 11-11-83)

RECEIVING TDs - 1 (at Cincinnati - 12-6-81)

LONG RECEPTION - 24 (twice: vs. L.A. Rams - 10-9-83 & vs. New Orleans - 11-11-83)

KICKOFF RETURNS - 4 (vs. San Diego - 12-11-82)

KICKOFF RETURN YARDS - 91 (vs. San Diego - 12-11-82)

LONG KICKOFF RETURN - 41 (vs. L.A. Raiders - 9-12-82)

TACKLES - 4 (twice: vs. Dallas - 10-11-81 & vs. Chicago - 1-6-85)

SOLO - 4 (vs. Dallas - 10-11-81)

ASSISTS - 3 (twice: at L.A. Rams - 10-23-83 & vs. Chicago - 1-6-85)

FUMBLE RECOVERIES - 1 (twice: at Atlanta - 12-2-84 & vs. Atlanta - 9-15-85)

BLOCKED KICKS - 1 (at Atlanta - 12-2-84)

FORCED FUMBLES - 1 (vs. Atlanta - 9-15-85)

## Max Runager • 4

PUNTER • SOUTH CAROLINA • 8TH YEAR  
HT: 6-1 • WT: 189 • BORN: 3-24-56 • (FA IN '84)



**PRO:** Consistent performer at position that had been problem area for team prior to his arrival . . . **1985:** Set **TEAM RECORD** with 30 punts downed inside the 20-yard line . . . Second only to Rams' Dale Hatcher (32) among NFC punters in that category last year . . . Averaged 39.8 yards . . . Set personal single-season highs with 86 punts and 3,422 yards . . . Only three punters in NFC had more attempts than Runager . . . Best game vs. Chicago (10-13) with seven punts for 47.6 average . . . Punted six times, averaging 38.0 yards, in wild card game at N.Y. Giants (12-29) . . . **1984:** Joined team as a free agent prior to third regular season game, replacing Tom Orosz . . . Established career-high 41.8 mark on 56 punts . . . **CAREER:** Selected by Philadelphia in eighth round (211th overall) of '79 draft . . . Played five years (1979-83) for Eagles . . . Released after fourth game of '83 season by Philadelphia, re-signed by Eagles four weeks later for remainder of year.

**COLLEGE:** Made South Carolina Gamecock team as a walk-on . . . Set school record with 42.8 average as a junior . . . Team captain during senior year, while averaging 40.8 yards per punt.

**PERSONAL:** He was born Max Culp Runager in Orangeburg, SC, and played football at Orangeburg Wilkerson High . . . Max and wife (Mikie, sister of Ray Wersching's wife — Chrissy) have one son, Kolby (4-7-83), and live in Williamsburg, VA, during the offseason.

## RUNAGER, Cont.

### RUNAGER'S PRO STATISTICS

Year	G	Punts	Yards	Avg.	TB	I-20	Long
(Philadelphia)							
1979	16	74	2,927	39.6	14	14	57
1980	16	75	2,947	39.3	8	17	58
1981	15	63	2,567	40.7	6	18	64
1982	9	44	1,784	40.5	1	8	53
1983	12	59	2,459	41.7	5	12	55
(San Francisco)							
1984	14	56	2,341	41.8	12	18	59
1985	16	86	3,422	39.8	9	30	57
<b>Career</b>	<b>98</b>	<b>457</b>	<b>18,447</b>	<b>40.4</b>	<b>55</b>	<b>117</b>	<b>64</b>
Playoffs (San Francisco)							
1985	1	6	228	38.0	1	1	46
Total	4	17	653	38.4	1	3	48

### RUNAGER'S PERSONAL 49ER BESTS


**PUNTS** - 8 (twice: vs. New Orleans - 9-29-85 & at Denver - 11-11-85)

**PUNTING YARDS** - 333 (vs. Chicago - 10-13-85).

**PUNTING AVERAGE** - 49.3 (at Houston - 10-21-84).

**INSIDE 20** - 4 (at Atlanta - 12-2-84)

**LONG PUNT** - 59 (vs. Minnesota - 12-8-84)



## Jesse Sapolu • 61

**GUARD-CENTER** • **HAWAII** • **2ND YEAR**  
**HT: 6-4** • **WT: 260** • **BORN: 3-10-61** • **(D-11 IN '83)**

**PRO:** Hard-luck plagued, but promising athlete . . . Can't seem to escape injury bug . . . **1985:** Re-fractured right foot (for third time in two years) during summer training camp . . . Placed on injured reserve (8-12) following surgery . . . Spent entire season on I.R. . . **1984:** Fractured right foot at home prior to start of preseason . . . Stayed on physically unable to perform (PUP) list for first 10 games . . . Activated for contest at Cleveland (11-11-84) . . . Re-fractured foot the following week in practice . . . Placed on I.R. for remainder of year . . . **CAREER:** Selected in 11th round of '83 draft . . . Played in all regular and postseason contests as a rookie . . . Started at right guard vs. Miami (11-6-83), as Randy Cross moved to center replacing injured Fred Quillan.

**COLLEGE:** Started three years at guard for University of Hawaii Rainbow Warriors before moving to center for senior season . . . Named to Freshman All-America team in '79, and only sophomore selected to All-WAC team in 1980 . . . Also named All-West Coast and honorable mention All-America in '80.

**PERSONAL:** He was born Manase Jesse Sapolu in Laie, Western Samoa . . . Played football at Farrington High in Honolulu, HI, where he served as team captain and won all-state honors . . . Also lettered in track, basketball, and wrestling . . . He and his wife (Melanie Ann) have a daughter, Lila Kawailehua (1-16-84), and a son, Luke Kazarian (7-6-86) . . . They live in Honolulu, HI, during the offseason.

# Todd Shell • 90

**LINEBACKER • BRIGHAM YOUNG • 3RD YEAR**  
**HT: 6-4 • WT: 225 • BORN: 6-24-62 • (D-1 IN '84)**



**PRO:** Developing, spirited young player . . . Added additional weight and strength prior to taking over as starting strong-side linebacker . . . **1985:** Moved into starting lineup at beginning of regular season . . . Had three tackles and a pass defended in opener at Minnesota (9-8) . . . Recorded career-high 11 total tackles vs. Atlanta (9-15) . . . Returned intercepted pass 33 yards at L.A. Raiders (9-22) . . . Did not start at Detroit (10-20) and did not play the following week at L.A. Rams (10-27) due to toe injury (left foot) . . . Returned to lineup for Nov. 3 contest with Philadelphia, and re-claimed starting role at Denver (11-11) . . . Had best game of year vs. Seattle (11-25) with seven total tackles, including one sack for 16-yard loss . . . Completed season with 56 stops, four sacks, six passes defended, and a fumble recovery . . . Added three tackles in starting role at N.Y. Giants in wild card playoff game (12-29) . . . **CAREER:** San Francisco's first choice (24th overall) in '84 draft . . . Leader among non-starters with 42 tackles as a rookie . . . Scored first TD by 49ers' defense in '84 on a 53-yard interception return at New Orleans (11-25-84).

**COLLEGE:** Shell averaged more than 100 tackles in each of his last two years at BYU . . . Added 14 sacks and 11 passes defended as a senior in '83 . . . Named All-WAC in both his junior and senior seasons . . . Was a three-year starter for the Cougars . . . Finished his career with 272 tackles, 24 sacks, and seven fumble recoveries.

**PERSONAL:** He was born Todd Andrew Shell in Mesa, AZ . . . Competed in football, basketball, and track at Mesa Mountain View High . . . A high-jumper as a prep, Shell cleared 6-10 in competition . . . High school won the state football championship in his junior and senior seasons, and he was a member of four consecutive WAC title teams at BYU . . . After winning Super Bowl XIX with San Francisco in '84, Shell had his string of seven straight championship seasons broken last year . . . He and wife (Kelli) have two children — son Todd Tanner (10-20-80) and daughter Krystal (11-23-85) . . . They own homes in Mesa, AZ, and Foster City, CA.

## SHELL'S PRO STATISTICS

Year	G/S	Tot.	Tackles		Sacks No./Yds.	Interceptions No./Yds.	Pass Def.	Fum. Rec.
			Solo	Ast.				
1984 . .	16/0	42	26	16	3/31	2/57	5	1
1985 . .	15/13	56	42	14	4/41	1/33	6	1
<b>Career</b>	<b>31/13</b>	<b>98</b>	<b>68</b>	<b>30</b>	<b>7/72</b>	<b>3/90</b>	<b>11</b>	<b>2</b>
<b>Playoffs</b>								
1985 . .	1/1	3	1	2	0/0	0/0	0	0
Total . .	4/1	14	6	8	0/0	0/0	1	0

**OTHER STATS:** Touchdowns - 1984 (1).

### SHELL'S PERSONAL NFL BESTS

**TOTAL TACKLES** - 11 (vs. Atlanta - 9-15-85)  
**SOLO** - 8 (vs. Atlanta - 9-15-85)  
**ASSISTS** - 4 (vs. Minnesota - 12-8-84)  
**SACKS** - 2 (at New Orleans - 11-25-84)  
**YARDS** - 17 (at New Orleans - 11-25-84)  
**INTERCEPTIONS** - 1 (several times)  
**INTERCEPTION RETURN YARDS** - 53t (at New Orleans - 11-25-84)  
**TDs ON INTERCEPTION RETURNS** - 1 (53 yds - at New Orleans - 11-25-84)  
**PASSES DEFENSED** - 2 (at New Orleans - 11-25-84)  
**FUMBLE RECOVERIES** - 1 (twice: at Atlanta - 12-2-84 & at Atlanta - 10-6-85)  
**FORCED FUMBLES** - 1 (at Atlanta - 12-2-84)



## Jeff Stover • 72

**DEFENSIVE END** • **OREGON** • **5TH YEAR**  
**HT: 6-5** • **WT: 275** • **BORN: 5-22-58** • **(FA IN '82)**

**PRO:** Blue-collar member of defensive line ... Can be factor at point of attack, or rushing passer ... Has progressed dramatically since returning to the game he abandoned after high school ... **1985:** Tops among down linemen with career-high 57 total tackles ... Had season-high eight stops at Detroit (10-20) ... His 10 sacks established career-high and were second only to Dwaine Board's 11½ among 49er defenders ... Had first multiple-sack (2) game of career in Los Angeles against Raiders (9-22) ... Started first 11 games prior to injuring right knee ... Subbed at defensive end for final five games and wild card playoff contest ... Played defensive tackle in four down-lineman alignment ... Led linemen with four tackles (all solo) in postseason game at N.Y. Giants (12-29) ... **1984:** Started opener at Detroit (9-2-84), but suffered a ligament tear to right knee that removed him from active roster for 10 weeks ... Returned for Tampa Bay game (11-18-84), and started vs. Minnesota (12-8-84) ... **CAREER:** Signed as a free agent in '82, after running 4.7 40-yard dash in try-out arranged by former 49er Leon Donohue ... Had been working as a carpenter, but desired to return to sport he had not played since 1975 ... Started final game of rookie season vs. L.A. Rams (1-2-83) ... Played in all regular and postseason contests of '83, but did not start.

**COLLEGE:** Stover did not play football at Oregon, but threw hammer and shot for Ducks' track team ... Ranks third among all-time Oregon shot putters (68-4½ in '80), and seventh in hammer throw (193-1 in '79) ... Four-year letterman and Pac-10 shot put champ in '78 (64-9½) and 1980 (64-1¾).

**PERSONAL:** He was born Jeff Owen Stover in Corning, CA ... Participated in football and track at Corning High ... He and wife (Lori) live in Chico, CA, with daughter Stefanie Lynn (3-22-83) and son James Allen (9-9-85).

### STOVER'S PERSONAL NFL BESTS

**TOTAL TACKLES** - 8 (at Detroit - 10-20-85)  
**SOLO** - 6 (at Detroit - 10-20-85)  
**ASSISTS** - 3 (vs. Philadelphia - 11-3-85)  
**SACKS** - 2 (twice: at L.A. Raiders - 9-22-85 & at Atlanta - 10-6-85)  
**SACK YARDS** - 16 (at L.A. Raiders - 9-22-85)  
**FORCED FUMBLES** - 1 (vs. Dallas - 12-19-83)  
**FUMBLE RECOVERIES** - 1 (several times)  
**PASSES DEFENSED** - 2 (at Atlanta - 10-6-85)

## STOVER'S PRO STATISTICS

Year	G/S	Tot.	Tackles†		Sacks	Interceptions	Fum. Rec.
			Solo	Ast.	No./Yds.	No./Yds.	
1982 ...	9/1	4	4	0	2/13½	0/0	1
1983 ...	16/0	16	10	6	2½/20½	0/0	1
1984 ...	6/2	5	4	1	1½/13½	0/0	0
1985 ...	16/11	57	43	14	10/66½	0/0	1
<b>Career ..</b>	<b>47/14</b>	<b>82</b>	<b>61</b>	<b>21</b>	<b>16/114</b>	<b>0/0</b>	<b>3</b>
Playoffs							
1985 ...	1/0	4	4	0	0/0	0/0	0
Total ...	6/0	10	8	2	1½/9½	0/0	0

†Tackle totals don't include sacks.

## Vince Stroth • 60

**GUARD-TACKLE** • **BRIGHAM YOUNG** • **1ST YEAR**  
**HT: 6-3** • **WT: 256** • **BORN: 11-25-60** • **(FA IN '85)**



**PRO:** Young offensive lineman battling for spot on talent-rich unit ... **1985:** Signed by team Dec. 18 (replacing injured Randy Cross on active roster) ... Played in final stages of Dallas game (12-22) ... On roster for wild card playoff contest at N.Y. Giants (12-29), but did not play ... **CAREER:** Played for the Arizona Wranglers (1983), Chicago Blitz (1984), and New Jersey Generals (1985) of the USFL ... Played in 45 games (started 41) during his three USFL years.

**COLLEGE:** Four-year letterman at BYU ... Named All-WAC and honorable mention All-America as a senior ... Played in four Holiday Bowl games with the Cougars.

**PERSONAL:** He was born Vincent M. Stroth in San Jose, CA ... Played football at Bellarmine College Prep in Santa Clara, CA ... Married the former Tamara Lopez (5-24-86) ... They live in San Jose, CA.

## Keena Turner • 58

**LINEBACKER** • **PURDUE** • **7TH YEAR**  
**HT: 6-2** • **WT: 222** • **BORN: 10-22-58** • **(D-2 IN '80)**



**PRO:** Combines pure athletic ability with acquired football knowledge and savvy ... **1985:** Early injuries slowed performance ... Strained right calf kept him out of virtually all preseason action ... Started opener at Minnesota (9-8) and had team-high seven tackles ... Injured right ankle in Vikings' game, then re-injured it the following week vs. Atlanta (9-15) ... That injury kept him out of L.A. Raiders contest (9-22) ... Started all remaining games ... Led linebackers with career-high six sacks, although registering only one sack until Week 9 (vs. Philadelphia, 11-3) ... Returned fumble 65 yards for first professional score at Washington (12-1) though nursing right hamstring pull ... Had 64 total tackles, five passes defensed, and one forced

fumble . . . Tied for **TEAM LEADERSHIP** with two fumble recoveries . . . **TEAM LEADER** with seven tackles (all solo) in wild card playoff game at N.Y. Giants (12-29) . . . NEA second team All-NFL . . . UPI second team All-NFC, and AP honorable mention all-pro . . . 49ers' "Ed Block Award" winner — given by NFL trainers to one player on each team for courageous play while injured . . . **1984**: Tied for **TEAM LEADERSHIP** with four interceptions, and had career-high 11 passes defensed . . . Selected by teammates as **Len Eshmont Award** winner (for "courageous and inspirational play") . . . **CAREER**: Selected in second round (39th overall) in '80 draft . . . Started four games during rookie year and became fulltime starter in '81 . . . Has started 76 of possible 81 (regular and postseason) contests since beginning of 1981 season . . . **NEEDS** 12 tackles to reach 400 career stops.

**COLLEGE**: Two-time All-Big Ten and All-America at Purdue . . . Boilermakers' MVP as a junior . . . Had four games of 10-or-more tackles as a senior . . . Played 'stand-up' defensive end for Purdue . . . Totaled 57 tackles-for-loss (345 yards) during career . . . Played in Japan and Hula Bowls.

**PERSONAL**: He was born Keena Turner in Chicago, IL . . . Attended Chicago Vocational High (CVS) — same school that produced former Chicago Bears linebacker Dick Butkus . . . Competed in football, basketball, and track at CVS . . . Mother (Decy) named him after a TV program character . . . Selected best 'all-around' athlete on team during informal newspaper poll at '85 training camp . . . Turner and teammate Eric Wright are co-founders of "Champs Foundation", a scholarship program for Bay Area student-athletes . . . The two co-sponsored a summer football camp for youth at Stanford University during past offseason . . . He and wife (Therese) have a daughter, Sheena (9-15-84), and live in San Carlos, CA.

#### TURNER'S PRO STATISTICS

Year	G/S	Tot.	Tackles†		Sacks	Interceptions	Fum. Rec.
			Solo	Ast.	No./Yds.	No./Yds.	
1980 . . .	16/4	48	36	12	0/0	2/15	0
1981 . . .	16/14	84	58	26	3/25	1/0	3
1982 . . . .	9/9	58	39	19	1/9	0/0	0
1983 . . .	15/14	64	40	24	3½/26½	0/0	1
1984 . . .	16/16	70	46	24	2/16	4/51	0
1985 . . .	15/15	64	51	13	6/36	0/0	2/65
<b>Career . .</b>	<b>87/72</b>	<b>388</b>	<b>270</b>	<b>118</b>	<b>15½/112½</b>	<b>7/66</b>	<b>6/65</b>
Playoffs							
1985 . . . .	1/1	7	7	0	0/0	0/0	0
Total . . . .	9/9	42	30	12	2/5	1/11	1

**OTHER STATS: Passes Defensed** - 1980 (2), 1981 (7), 1982 (6), 1983 (10), 1984 (11), 1985 (5), Career (41). **TDs** - 1985 (1).

**TURNER'S NFL HONORS**: Len Eshmont Award - 1984, Pro Bowl - 1985.

#### TURNER'S PERSONAL NFL BESTS

**TOTAL TACKLES** - 13 (vs. N.Y. Jets - 10-30-83)  
**SOLO TACKLES** - 9 (vs. N.Y. Jets - 10-30-83)  
**ASSISTED TACKLES** - 8 (vs. Atlanta - 12-19-82)  
**SACKS** - 2 (vs. Atlanta - 9-25-83)  
**SACK YARDS** - 15½ (at Chicago - 11-27-83)  
**INTERCEPTIONS** - 1 (several times)  
**INTERCEPTION YARDS** - 21 (at Cleveland - 11-11-84)  
**PASSES DEFENSED** - 2 (several times)  
**FUMBLES RECOVERED** - 1 (several times)  
†Tackle totals don't count sacks.



## Manu Tuiasosopo • 78

**NOSE TACKLE • UCLA • 8TH YEAR**  
**HT: 6-3 • WT: 262 • BORN: 8-30-57 • (TRADE IN '84)**

**PRO:** Practically perfect team player . . . Hard worker and dependable game-day performer . . . Unselfish veteran campaigner . . . **1985:** Started first seven games at nose tackle . . . Injured right ankle at Detroit (10-20) . . . Replaced in starting lineup the next week at L.A. Rams (10-27) by Michael Carter . . . Re-injured ankle against Rams . . . Did not play the following week vs. Philadelphia (11-3), ending Tuiasosopo's streak of 97 consecutive regular season games (106 including playoffs) played since initial contest of rookie season . . . Assumed substitute role at nose tackle and defensive end for remainder of year . . . Totaled 32 tackles and three sacks for season . . . Also had one pass defended . . . Recorded two stops while subbing at nose tackle and defensive end in wild card playoff game at N.Y. Giants (12-29) . . . **CAREER:** First-round selection (18th overall) by the Seattle Seahawks in 1979 . . . Played first two years at defensive tackle, before moving to defensive end in '81 . . . Switched to nose tackle in '83 . . . Acquired by San Francisco before '84 season for fourth- and tenth-round choices in that year's draft.

**COLLEGE:** Named second team All-America in junior and senior seasons . . . Starter on UCLA's 1976 Rose Bowl team that defeated Ohio State . . . Recorded 101 tackles as a senior.



## TUIASOSOPO, Cont.

**PERSONAL:** He was born Manu'ula (Happy Bird) Asovalu Tuiasosopo in Los Angeles, CA . . . Competed in football and track for St. Anthony's High in Long Beach, CA . . . He and wife (Tina) have four children: Leslie (8-2-77), Marques (3-22-79), Zachary (12-19-81), and Matthew Petlu (5-10-86) . . . They live in Woodinville, WA, during the offseason.

### TUIASOSOPO'S PRO STATISTICS

Year (Seattle)	G/S	Tot.	Tackles†		Ast.	Sacks No./Yds.	Interceptions No./Yds.	Fum. Rec.
			Solo					
1979 . . .	16/16	81	60		21	8/-	-	0
1980 . . .	16/16	90	55		35	3½/-	-	1
1981 . . .	16/16	67	41		26	6/-	-	3
1982 . . .	9/8	39	21		18	3/-	-	1
1983 . . .	16/8	26	11		15	1½/-	-	2/6
(San Francisco)								
1984 . . .	16/16	41	23		1-8	4/24	0/0	2/6
1985 . . .	15/7	32	24		8	3/33	0/0	0
<b>Career .</b>	<b>104/87</b>	<b>376</b>	<b>235</b>		<b>141</b>	<b>29/-</b>	<b>-</b>	<b>9/6</b>
Playoffs								
1985 . . . .	1/0	2	1		1	0/0	0/0	0
Total . . . .	4/3	10	6		4	1/5	0/0	0

†Tackle totals don't include sacks.

TUIASOSOPO'S NFL HONORS: All-Rookie - 1979.

### TUIASOSOPO'S PERSONAL 49ER BESTS

**TOTAL TACKLES** - 8 (vs. New Orleans - 9-29-85)

**SOLO** - 7 (vs. New Orleans - 9-29-85)

**ASSISTS** - 5 (vs. Atlanta - 9-30-84)

**SACKS** - 1 (several times)

**YARDS** - 15 (at Atlanta - 10-6-85)

**PASSES DEFENSED** - 1 (several times)

**FORCED FUMBLES** - 1 (vs. L.A. Rams - 12-14-84)

**FUMBLE RECOVERIES** - 1 (twice: at L.A. Rams - 10-28-84 & at Cleveland - 11-11-84)



## Wendell Tyler • 26

**RUNNING BACK** • **UCLA** • **9TH YEAR**  
**HT: 5-10** • **WT: 207** • **BORN: 5-20-55** • **(TRADE IN '83)**

**PRO:** Tough, determined runner . . . Powerful leg drive and nifty weaving style continue to be effective . . . Gave courageous effort in 1985 wild card game by playing less than three weeks after right knee surgery . . . **1985:** Opened with season-high 125 yards at Minnesota (9-8), best yardage game by any 49ers' runner last year . . . Averaged more than five yards-a-carry vs. Atlanta (9-15) on only 10 attempts . . . Rushed for 107 yards at Detroit (10-20) . . . Missed Denver contest (11-11) due to right knee sprain . . . Returned to record third game of 100-plus yards vs. Kansas City (11-17) with 111 yards on 16 carries . . . Played following three weeks before having surgery on right knee . . . Missed final two regular season games while recovering from surgery . . . **TEAM LEADER** with 61 rushing yards on 10

carries in wild card game at N.Y. Giants (12-29) . . . Totaled 867 yards rushing for 5.1 average during regular season . . . Had eight games of five-or-more yards per carry, and three contests in which he exceeded six yards per attempt . . . Added 20 catches for 154 yards . . . Scored eight times (6 rushing/2 receiving) . . . Set **TEAM RECORD** for rushing tandem yardage (established in '84 with Roger Craig), as Tyler/Craig total of 3,087 surpassed 1984 sum of 2,816 yards . . . **1984:** Set **TEAM RECORDS** with 1,262 rushing yards and 1,492 rushing/receiving yards (surpassed in '85 by Craig's 2,066 total) . . . A 5.1 average per carry also set **TEAM RECORD** for best average among runners with 200-or-more carries . . . **TEAM LEADER** in four rushing categories: yards (1,262), attempts (246), average (5.1), and touchdowns (7, tied with Craig) . . . **1983:** **TEAM LEADER** with 856 rushing yards . . . Best in League among runners with 150-or-more attempts with 4.9 rushing average . . . **CAREER:** Selected in third round (79th overall) in '77 by Los Angeles Rams . . . Suffered season-ending knee injury after two games in '78 . . . Missed all but four games of '80 season due to hip injury received in offseason auto accident . . . Acquired by San Francisco (along with Cody Jones and a third-round choice) from Rams for second- and fourth-round picks in '83 draft . . . **NEEDS** 73 yards to become the 20th ranked all-time rusher in NFL history . . . His 4.8 average per attempt is among the League's all-time best.

**COLLEGE:** Tyler gained 3,181 yards during four-year career at UCLA . . . Selected All-Pac Eight and All-America as a senior . . . Rushed for 172 yards in Bruins' 23-10 win over Ohio State in '76 Rose Bowl . . . Played in East-West Shrine Game and Senior Bowl to conclude career.

**PERSONAL:** He was born Wendell Avery Tyler in Shreveport, LA, before moving to Los Angeles as a youth . . . Played football at Los Angeles Crenshaw High . . . He and wife (Carmen) have two children: Candace (12-24-78) and Wendell Avery Jr. (12-14-81) . . . The family lives in West Covina, CA, during the offseason.

#### TYLER'S PRO STATISTICS

Year	G/S	Rushing					Receiving				
		Att.	Yds.	Avg.	Long	TD	No.	Yds.	Avg.	Long	TD
(Los Angeles)											
1977	14/0	61	317	5.2	44t	3	1	3	3.0	3	0
1978	2/0	14	45	3.2	18	0	2	17	8.5	16	0
1979	16/12	218	1109	5.1	63t	9	32	308	9.6	71t	1
1980	4/4	30	157	5.2	17	0	2	8	4.0	5	0
1981	15/15	260	1074	4.1	69t	12	45	436	9.7	67t	5
1982	9/9	137	564	4.1	54	9	38	375	9.9	40	4
(San Francisco)											
1983	14/14	176	856	4.9	39	4	34	285	8.4	26	2
1984	16/15	246	1262	5.1	40	7	28	230	8.2	26t	2
1985	13/12	171	867	5.1	30	6	20	154	7.7	16	2
<b>Career</b>	<b>103/81</b>	<b>1313</b>	<b>6251</b>	<b>4.8</b>	<b>69t</b>	<b>50</b>	<b>202</b>	<b>1816</b>	<b>9.0</b>	<b>71t</b>	<b>16</b>
Playoffs											
1985	1/0	10	61	6.1	14	0	0	0	0.0	0	0
+Total	9/8	137	575	4.2	39	3	17	224	13.2	40	1

+Playoffs totals include L.A. stats.

TYLER'S NFL HONORS: Pro Bowl - 1985

## TYLER, Cont.

### TYLER'S PERSONAL 49ER BESTS

**RUSHES** - 23 (at Houston - 10-21-84)

**RUSHING YARDS** - 125 (at Minnesota - 9-8-85 - Best as a 49er)

**LONG RUSH** - 40 (vs. Atlanta - 9-30-84)

**TDs RUSHES** - 2 (several times)

**RECEPTIONS** - 6 (at Atlanta - 10-6-85)

**RECEIVING YARDS** - 70 (vs. Miami in Super Bowl XIX - 1-20-85)

**LONG RECEPTION** - 40 (from Joe Montana vs. Miami in Super Bowl XIX - 1-20-85)

**TDs RECEIVING** - 1 (several times)

**Tyler's 100-Yard Rushing Games** — 141 (vs. New Orleans - 12-16-79), 138 (vs. Kansas City - 11-28-82), 138 (at Atlanta - 12-9-79), 136 (vs. Detroit - 11-1-81), 128 (at Minnesota - 9-8-85), 129 (at Chicago - 11-1-79), 117 (at New Orleans - 11-25-84), 113 (at Philadelphia - 9-23-84), 111 (vs. Kansas City - 11-17-85), 111 (vs. Atlanta - 11-19-79), 108 (vs. Green Bay - 9-20-81), 108 (at St. Louis - 9-18-83), 108 (at Houston - 10-21-84), 107 (at Detroit - 10-20-85) 107 (at Minnesota - 9-8-83), 102 (vs. Tampa Bay - 12-4-83), 102 (vs. Minnesota - 10-24-77), and 101 (at N.Y. Giants - 10-8-84).



## Michael Walter • 99

**LINEBACKER** • **OREGON** • **4TH YEAR**  
**HT: 6-3** • **WT: 238** • **BORN: 11-3-60** • **(FA IN '84)**

**PRO:** Swift, maturing player . . . Displayed improvement in '85, his first season as a starter in the NFL . . . **1985:** Won starting job during preseason . . . Had five tackles in first professional start at Minnesota (9-8) . . . Had seven total tackles, including an eight-yard sack the following week against Atlanta (9-15) . . . Had career-high 11 total tackles at L.A. Raiders (9-22) . . . Recorded his first career interception vs. New Orleans (9-29), while equaling 11-tackle performance of previous week . . . Had five games of six-or-more tackles . . . Missed two games (Weeks 14-15) due to infection from thumb injury on left hand . . . Returned for season finale vs. Dallas (12-22) and wild card playoff encounter . . . Finished season with 81 total stops (third on team) . . . Had five tackles in postseason action at N.Y. Giants (12-29) . . . **CAREER:** Selected in second round (50th overall) in '83 draft by Dallas . . . Spent rookie season on special teams and at outside linebacker . . . Claimed by San Francisco off waivers from the Cowboys just days prior to start of '84 season . . . Moved by 49ers to inside linebacker.

**COLLEGE:** Three-year starter at defensive end at Oregon . . . Played in 44 consecutive games . . . Captain and Most Valuable Player for Ducks, leading team in tackles and sacks as a senior . . . Also was team leader in same categories as a junior . . . Selected All-Pac 10 and honorable mention All-America as a senior . . . Took degree in telecommunications from Oregon in 1984.

**PERSONAL:** He was born Michael David Walter in Eugene, OR . . . Played football and basketball for Eugene Shelton High . . . Married the former Toni Julane Van Dyke (6-14-86) . . . The couple lives in Foster City, CA.

### WALTER'S PRO STATISTICS

Year	G/S	Tot.	Tackles		Sacks	Interceptions	Fum. Rec.
			Solo	Ast.	No./Yds.	No./Yds.	
(Dallas)							
1983 . . .	15/0	0	0	0	0/0	0/0	0
(San Francisco)							
1984 . . . .	16/0	29	21	8	1/2	0/0	0
1985 . . . .	14/14	81	47	34	3/21½	1/0	0
<b>Career . .</b>	<b>45/14</b>	<b>110</b>	<b>68</b>	<b>42</b>	<b>4/23½</b>	<b>1/0</b>	<b>0</b>
Playoffs							
1985 . . . .	1/1	5	3	2	0/0	0/0	0
Total . . .	4/1	15	5	10	0/0	0/0	0

OTHER STATS: FORCED FUMBLES - 1985 (1), PASSES DEFENSED - 1985 (3).

### WALTER'S PERSONAL NFL BESTS

TOTAL TACKLES - 11 (twice: at L.A. Raiders - 9-22-85 & vs. New Orleans - 9-29-85)

SOLO - 8 (at L.A. Raiders - 9-22-85)

ASSISTS - 7 (vs. New Orleans - 9-29-85)

SACKS - 1 (several times)

YARDS - 8 (vs. Atlanta - 9-15-85)

INTERCEPTIONS - 1 (vs. New Orleans - 9-29-85)

PASSES DEFENSED - 2 (vs. Seattle - 11-25-85)

FORCED FUMBLES - 1 (at L.A. Rams - 10-27-85)

## Ray Wersching • 14

PLACEKICKER • CALIFORNIA • 14TH YEAR  
HT: 5-11 • WT: 215 • BORN: 8-21-50 • (FA IN '77)



**PRO:** Long-time 49ers' placekicker who became team's all-time leading scorer last year . . . **1985:** His 26-yard field goal at Denver (11-11) was the 740th point scored by Wersching as a 49er, establishing a **TEAM RECORD** . . . That total surpassed the previous team standard of 738 by Tommy Davis (1959-69) . . . **TEAM LEADER** with 91 points scored . . . Eighth consecutive season Wersching has led team in that category . . . Only Davis' ten straight years exceeds Wersching's streak . . . Hit on 13 of 21 (four blocked) field goal attempts and 53 of 54 (one blocked) extra points . . . Streak of 150 consecutive converted extra points ended vs. L.A. Rams (12-9) when placement was blocked . . . Scored team's only points (3) in wild card playoff contest at N.Y. Giants (12-29) . . . **1984:** Set **TEAM RECORD** with League-high 131 points and tied **NFL RECORD** by converting all 56 extra point attempts . . . Surpassed Davis as teams' all-time leader for successful field goals . . . **CAREER:** Signed as a free agent by San Diego Chargers in 1973 . . . Released and re-signed by Chargers during '76 season . . . Again released by San Diego (Aug., '77), and signed by San Francisco Oct. 17, 1977 . . . His 22 points are second only to Franco Harris' 24 points scored in Super Bowl competition . . . **NEEDS 77** points to become only the 12th man in NFL history to score 1,000 points.

**COLLEGE:** Played at Cerritos Jr. College and the University of California (Berkeley) . . . Graduated from Cal with degree in accounting.

## WERSCHING, Cont.

**PERSONAL:** He was born Raimund Wersching in Mondsee, Austria, but grew up in California . . . Attended Earl Warren High in Downey, CA . . . Has taken two NFL trips to USO installations in Europe . . . Bay Area real estate firm Fox and Carskadon will donate \$100 to local charities for each point Wersching scores (for the third consecutive season) . . . Nicknamed "Mo" for "Mo-hair" as in "Mo-hair" on his body than any one else on team — or "La Mo-chine" as in his kicking is as automatic as a machine . . . He and wife (Chrissy, sister of Max Runager's wife Mikie) married May 31, 1986 . . . They live in San Carlos, CA.

### WERSCHING'S PRO STATISTICS

Year	Kick Scoring				
	G	PATS	FGS	LONG	PTS.
(San Diego)					
1973.....	14	13-15	11-25	39	46
1974.....	14	0-0	5-11	42	15
1975.....	14	20-21	12-24	45	56
1976.....	9	14-16	4-8	45	26
(San Francisco)					
1977.....	10	23-23	10-17	50	53
1978.....	16	24-25	15-23	45	69
1979.....	16	32-35	20-24	47	92
1980.....	16	33-39	15-19	47	78
1981.....	12	30-30	17-23	48	81
1982.....	9	23-25	12-17	45	59
1983.....	16	51-51	25-30	52	126
1984.....	16	56-56	25-35	53	131
1985.....	16	52-53	13-21	45	91
<b>Career.....</b>	<b>178</b>	<b>371-389</b>	<b>184-277</b>	<b>53</b>	<b>923</b>
Playoffs					
1985.....	1	0-0	1-1	21	3
Total.....	9	27-27	11-18	40	60

### WERSCHING'S 49ER FIELD GOAL ACCURACY

Year	1-19	20-29	30-39	40-49	50+	Total/Pct.
1977	0-0	0-2	5-5	4-7	1-3	10-17/.588
1978	2-2	5-5	4-10	4-5	0-1	15-23/.652
1979	2-2	6-7	7-8	5-7	0-0	20-24/.833
1980	1-1	2-2	8-9	4-5	0-2	15-19/.789
1981	2-2	7-7	4-7	4-7	0-0	17-23/.739
1982	0-0	1-3	5-6	6-7	0-1	12-17/.706
1983	0-0	11-11	10-10	3-5	1-4	25-30/.833
1984	1-1	8-8	8-11	7-13	1-2	25-35/.714
1985	0-0	5-7	5-8	3-5	0-1	13-21/.619
<b>Career</b>	<b>8-8</b>	<b>45-52</b>	<b>56-74</b>	<b>40-61</b>	<b>3-14</b>	<b>152-209/.727</b>
Playoffs						
1985	0-0	1-1	0-0	0-0	0-0	1-1/.1000
Total	1-1	8-8	1-3	1-3	0-3	11-18/.611

### WERSCHING'S GAME-WINNING FIELD GOALS

Date	Opponent	Score	Distance	Time Remaining
11/13/77	New Orleans Saints	10-7	33 Yards	6:33 (OT)
11/27/77	New Orleans Saints	20-17	42 Yards	0:05
12/10/78	Tampa Bay Buccaneers	6-3	30 Yards	0:05
9/7/80	New Orleans Saints	26-23	37 Yards	3:46
9/14/80	St. Louis Cardinals	24-21	33 Yards	4:12 (OT)
12/7/80	New Orleans Saints	38-35	36 Yards	7:40 (OT)
11/22/81	Los Angeles Rams (4)	33-31	47 Yards	—
			°34 Yards	—
			+32 Yards	—
			+37 Yards	0:02
1/24/82	Cincinnati Bengals *** (4)	26-21	22 Yards	—
			26 Yards	—
			+40 Yards	—
			+23 Yards	—
12/26/82	Kansas City Chiefs (4)	26-13	32 Yards	—
			°44 Yards	—
			°42 Yards	—
			+34 Yards	—
10/16/83	New Orleans Saints (6)	32-13	23 Yards	—
			32 Yards	—
			°47 Yards	—
			°52 Yards	—
			°24 Yards	—
			+23 Yards	—
9/2/84	Detroit Lions	30-27	+22 Yards	0:04

\*\*\*Super Bowl XVI

°3rd Quarter

+4th Quarter

**WERSCHING'S PERSONAL NFL BESTS — GAME WINNING FIELD GOALS - 11 (as a 49er), FGA - 6 (at New Orleans - 10-16-83), FGM - 6 (at New Orleans - 10-16-83), LONG FGA - 63 (vs. Tampa Bay - 10-25-80), LONG FGM - 53 (at Detroit - 9-2-84), PATs ATTEMPTED - 6 (several times), PATs MADE - 6 (several times), CONSECUTIVE PATs MADE - 166 (counting playoffs), 107 (regular season), POINTS - 20 (at New Orleans - 10-16-83), DOUBLE DIGIT SCORING - 17 times. TOTAL TACKLES - 1 (twice: at N.Y. Giants - 10-8-84 & at Detroit - 10-20-85), SOLO - 1 (twice: at N.Y. Giants - 10-8-84 & at Detroit - 10-20-85) FUMBLE RECOVERIES - 1 (at Atlanta - 10-6-85).**

## Carlton Williamson • 27

**SAFETY** • **PITTSBURGH** • **6TH YEAR**  
**HT: 6-0** • **WT: 204** • **BORN: 6-12-58** • **(D-3 IN '81)**



**PRO:** Intimidating hitter . . . Plays game with head and heart . . . **1985:** Equaled career total and was **TEAM LEADER** with 137 yards on interception returns . . . Scored first career touchdown on a 43-yard interception return vs. Chicago (10-6) . . . Had non-scoring 82-yard return of intercepted pass against Seattle (11-25) . . . Fourth on defense with 80 total tackles (58 solo) . . . Credited with nine total tackles at L.A. Rams (10-27) . . . Followed that game with seven-tackle, one-interception, one-pass defended

## WILLIAMSON, Cont.

performance vs. Philadelphia (11-3) . . . Had 12 passes defended . . . Member of secondary quartet that started every game . . . Had four tackles, one pass defended, and one interception in wild card playoff game at N.Y. Giants (12-29) . . . Chosen for NFC Pro Bowl team . . . Also named "College and Pro Football Weekly" second team all-pro and AP honorable mention all-pro . . . **1984: TEAM LEADER** with 72 solo stops (89 total tackles) . . . **TEAM LEADER** with 16 total tackles during postseason action . . . Intercepted a pass in Super Bowl XIX . . . Selected to his first Pro Bowl . . . **1983:** Broke left leg in preseason opener at L.A. Raiders (8-6-83) . . . Missed first seven regular season contests . . . Postseason **TEAM LEADER** with 21 total stops . . . **CAREER:** Selected in third round (65th overall) of '81 draft . . . Has been a starter since rookie season.

**COLLEGE:** Leading tackler among defensive backs at Pitt during junior and senior seasons . . . Recruited as fullback, but switched to defense to make traveling squad . . . Had seven career interceptions and 7½ sacks . . . Earned urban science degree from Pittsburgh in '81.

**PERSONAL:** He was born Carlton Williamson in Atlanta, GA . . . Attended Atlanta Brown High . . . Was an All-America quarterback as a prep . . . Won a convertible for his efforts in "Super Teams" competition during this past offseason . . . He and wife (Donna) have one child, Kevin Carlton (1-17-86) . . . The family lives in Mountain View, CA.

### WILLIAMSON'S PRO STATISTICS

Year	G/S	Tackles†			Interceptions		Pass Def.	Fum. Rec.
		Tot.	Solo	Ast.	No./Yds.			
1981 . . .	16/16	82	51	31	3/44	19	2/3	
1982 . . .	8/8	58	40	18	0/0	7	0	
1983 . . .	9/8	58	41	17	4/51	5	0/0	
1984 . . .	15/15	89	72	17	2/42	10	0/0	
1985 . . .	16/16	80	58	22	3/137	12	0	
<b>Career . .</b>	<b>64/63</b>	<b>367</b>	<b>262</b>	<b>105</b>	<b>12/274</b>	<b>53</b>	<b>2/3</b>	

#### Playoffs

1985 . . .	1/1	4	3	1	1/2	1	0/0
<b>Total . . .</b>	<b>9/9</b>	<b>61</b>	<b>43</b>	<b>18</b>	<b>2/2</b>	<b>6</b>	<b>0/0</b>

**OTHER STATS:** Forced fumbles - 1983 (1), '83 playoffs (1). Sacks - 1984 (1/9). TDs - 1985 (1) 43-yard interception return.

**WILLIAMSON'S NFL HONORS:** All-Rookie - 1981. PRO BOWL - 1985, 1986.

### WILLIAMSON'S PERSONAL NFL BESTS

**TOTAL TACKLES** - 13 (vs. Detroit - 12-31-83)

**SOLO** - 11 (vs. Detroit - 12-31-83)

**ASSISTS** - 7 (vs. Dallas in the NFC Championship Game - 1-10-82)

**SACKS** - 1 (vs. Minnesota - 12-8-84)

**YARDS** - 9 (vs. Minnesota - 12-8-84)

**INTERCEPTIONS** - 2 (twice: vs. N.Y. Giants - 11-29-81 & vs. Tampa Bay - 12-4-83)

**INTERCEPTION RETURN YARDS** - 82 (vs. Seattle - 11-25-85)

**INTERCEPTION RETURNED FOR TD** - 1 (43 yards vs. Chicago - 10-13-85)

**PASSES DEFENSED** - 3 (several times)


**FORCED FUMBLES** - 1 (several times)

**FUMBLES RECOVERED** - 1 (twice: at Pittsburgh - 11-1-81 & vs. N.Y. Giants - 11-29-81)

†Tackle totals don't include sacks.

# Mike Wilson • 85

**WIDE RECEIVER • WASHINGTON STATE • 6TH YEAR**  
**HT: 6-3 • WT: 215 • BORN: 12-19-58 • (FA IN '81)**



**PRO:** Possesses best size/speed ratio of all 49ers' receivers . . . Steady 'third receiver' and valuable team player . . . **1985:** Totaled 10 receptions for 165 yards and two touchdowns . . . Made spectacular diving 44-yard catch on Niners' opening play of second half at Denver (11-11) . . . Finished drive with 13-yard scoring reception . . . Had career-long 52-yard catch-and-run for score at New Orleans (12-15) . . . Also played on kickoff coverage and return teams . . . Threw key block, allowing Carl Monroe to score on opening kickoff at Washington (12-1) . . . **1984:** Started first three games of October for injured Freddie Solomon . . . Caught six passes for 73 yards in those three starts . . . **1983:** Had four catches of 30-or-more yards . . . Scored twice on eight catches (57 yards) in NFC Championship Game at Washington (1-8-84) . . . **CAREER:** Selected in ninth round of '81 draft by the Cowboys . . . Signed by San Francisco following release by Dallas during '81 preseason . . . Made key 22-yard reception during fourth quarter drive in Super Bowl XVI . . . First professional start came vs. San Diego (12-11-82).

**COLLEGE:** Caught 47 passes for 716 yards and six touchdowns in three seasons at Washington State . . . Also rushed for 176 yards on 11 carries.

**PERSONAL:** He was born Michael Ruben Wilson in Los Angeles, CA . . . Attended Carson (CA) High, where he captained the football and basketball teams, and was named high school All-America in both sports . . . He and wife (Tona) live in San Mateo, CA.

## WILSON'S PRO STATISTICS

Year	G/S	No.	Receiving				Kickoff Returns				
			Yds.	Avg.	Long	TD	No.	Yds.	Avg.	Long	TD
1981	16/0	9	125	13.9	27t	1	4	67	16.8	22	0
1982	6/1	6	80	13.3	27	1	0	0	0.0	0	0
1983	15/3	30	433	14.4	49	0	0	0	0.0	0	0
1984	13/3	17	245	14.4	44	1	1	14	14.0	14	0
1985	16/0	10	165	16.5	52t	2	0	0	0.0	0	0
<b>Career</b>	<b>66/7</b>	<b>72</b>	<b>1048</b>	<b>14.5</b>	<b>52t</b>	<b>5</b>	<b>5</b>	<b>81</b>	<b>16.2</b>	<b>22</b>	<b>0</b>
<b>Playoffs</b>											
1985	1/0	1	14	14.0	14	0	0	0	0.0	0	0
<b>Total</b>	<b>9/3</b>	<b>18</b>	<b>202</b>	<b>11.2</b>	<b>26</b>	<b>2</b>	<b>0</b>	<b>0</b>	<b>0.0</b>	<b>0</b>	<b>0</b>

**OTHER STATS:** Tackles - 1981 (12 total, 5 solo), '81 Playoffs (3 total, 2 solo), 1982 (3 total, 3 solo), Career (15 total, 8 solo); Fumbles recovered — 1981 (1).

## WILSON'S PERSONAL NFL BESTS

**RECEPTIONS** - 8 (vs. Washington - 1-8-84)  
**RECEIVING YARDS** - 81 (at Chicago - 11-27-83)  
**LONG RECEPTION** - 52t (at New Orleans from Joe Montana - 12-15-85)  
**TD RECEPTIONS** - 2 (at Washington - 1-8-84)  
**KICKOFF RETURNS** - 2 (at Pittsburgh - 11-1-81)  
**RETURN YARDS** - 37 (at Pittsburgh - 11-1-81)  
**LONG KICKOFF RETURN** - 22 (at Atlanta - 9-20-81)  
**TACKLES** - 3 (vs. L.A. Rams - 10-25-81)



## Eric Wright • 21

**CORNERBACK** • **MISSOURI** • **6TH YEAR**  
**HT: 6-1** • **WT: 185** • **BORN: 4-18-59** • **(D-2B IN '81)**

**PRO:** Demon coverage back and sure tackler . . . Regarded among premier players of his position . . . **1985:** Of 53 total tackles, 47 were unassisted . . .

**TEAM LEADER** with 18 passes defended . . . Many defenses were on one-on-one coverage on deep passes . . . Surrendered only one touchdown reception for second consecutive season . . . Recorded sole interception of year at L.A. Rams (10-27) . . . Also had two passes defended in that contest . . . Had three passes defended (and an interception nullified by penalty) vs. New Orleans (9-29) . . . Credited with two-or-more passes defended in five games, including season-high four at Atlanta (10-6) . . . Often assigned to opponents' best receiver one-on-one . . . Aggravated groin muscle late in November . . . Started, and played, all games in final month of season although groin injury persisted . . . Removed from season finale vs. Dallas (12-22) when injury became intolerable . . . Placed on injured reserve (12-24) . . . Did not play in wild card playoff contest at N.Y. Giants (12-29) . . . Selected as starter for 1986 Pro Bowl, but could not play due to groin injury . . . Named to nearly every all-star team at conclusion of season . . . **1984:** Selected to his first Pro Bowl . . . **TEAM LEADER** with 18 passes defended . . . Recorded three passes defended and an interception in Super Bowl XIX . . . **1983:** Had career-high seven interceptions, three at Minnesota (9-8-83) . . . Returned two interceptions for scores . . . **NFL LEADER** with 164 interception-return yards . . . Career-high 80 total tackles . . . **TEAM LEADER** with 19 passes defended . . . **1982:** Pulled right hamstring in season opener . . . Missed two games and play was hampered remainder of year . . . **CAREER:** Second of two second-round choices (John Harty was first) and 40th overall pick in '81 draft . . . Converted from safety to cornerback during rookie preseason . . . Forced a fumble and had an interception (25-yard return) in Super Bowl XVI.

**COLLEGE:** Three-year starter at safety for Missouri . . . Selected All-America as a junior, while recording 55 tackles . . . Honorable mention All-America as a senior . . . Had 47 total tackles, three fumble recoveries, and five interceptions in '80 . . . Returned one pickoff a school-record 77-yards for a score vs. San Diego State . . . Totaled 156 tackles and 11 interceptions during career . . . Played cornerback for North team (coached by 49ers' coaching staff) in Senior Bowl.

**PERSONAL:** He was born Eric Cortez Wright in St. Louis, MO, and attended East St. Louis (IL) Assumption High . . . Wright and teammate Keena Turner are co-founders of "Champs Foundation", a scholarship program for Bay Area student-athletes . . . The two co-sponsored a summer football camp for youth at Stanford University during past offseason . . . He and wife (Alvita) have a daughter (Erika—5-1-85) and live in San Carlos, CA.

## WRIGHT'S PRO STATISTICS

Year	G/S	Tot.	Tackles		Interceptions		Pass Def.	Fum. Rec.
			Solo	Ast.	No./Yds.			
1981 ...	16/16	75	57	18	3/26	24	2	
1982 ...	7/7	36	28	8	1/31	11	0	
1983 ...	16/15	80	69	11	7/164	19	1	
1984 ...	15/14	49	39	10	2/0	18	0	
1985 ...	16/16	53	47	6	1/0	18	0	
<b>Career ..</b>	<b>70/69</b>	<b>293</b>	<b>240</b>	<b>53</b>	<b>14/221</b>	<b>90</b>	<b>3</b>	

### Playoffs

1985 ..... — Did Not Play —

Total .... 8/8    30    22    8    3/0    14    0

Wright's NFL Honors: All-NFC - 1983-85. ALL-NFL-1984-85, PRO BOWL 1985-86, ALL-PRO - 1985.

### WRIGHT'S PERSONAL NFL BESTS

**TACKLES** - 10 (vs. Houston - 12-13-81)

**SOLO TACKLES** - 9 (vs. Tampa Bay - 12-4-83)

**ASSISTED TACKLES** - 4 (vs. Atlanta - 12-19-82)

**INTERCEPTIONS** - 3 (vs. Minnesota - 9-8-83)

**INTERCEPTION YARDS** - 78 (vs. Minnesota - 9-8-83)

**PASSES DEFENSED** - 5 (twice: at Atlanta - 9-20-81 & at Atlanta - 12-2-84)

**FORCED FUMBLES** - 1 (twice: vs. Houston - 12-13-81 & vs. Cincinnati in Super Bowl XVI - 1-24-82)

**FUMBLES RECOVERED** - 1 (several times)

\*Playoffs stats don't count in career totals.

## Len Eshmont Award

Roger Craig, the club's outstanding Pro Bowl fullback, gained the San Francisco Forty Niners' most prestigious annual honor in 1985 — the Len Eshmont Award, by a vote of his teammates.

The award is given each year to the 49ers' player that best exemplifies the "inspirational and courageous play of Len Eshmont," an original Forty Niner from the '46 team, who later coached at Navy and Virginia before dying in 1957.

For more information on Roger Craig, the '85 Len Eshmont Award winner, see his bio elsewhere in this guide.

### PREVIOUS WINNERS:

1957 — Y.A. Tittle, QB	1967 — Dave Wilcox, LB	1977 — Mel Phillips, S
1958 — Joe Perry, FB	1968 — Matt Hazeltine, LB	1978 — Paul Hofer, RB
1959 — J.D. Smith, HB	1969 — Jimmy Johnson, CB	1979 — Paul Hofer, RB
1960 — Dave Baker, S	1970 — Roosevelt Taylor, S	1980 — Archie Reese, DT
1961 — Leo Nomellini, DT	1971 — Ed Beard, LB	1981 — Charle Young, TE
1962 — Dan Colchico, E	1972 — Tommy Hart, DE	1982 — Dwight Clark, WR
1963 — Bob St. Clair, T	1973 — Mel Phillips, S	1983 — Bill Ring, RB
1964 — Charlie Krueger, DT	1974 — Len Rohde, T	1984 — Keena Turner, LB
1965 — John Brodie, QB	1975 — Jimmy Johnson, CB	1985 — Roger Craig, FB
1966 — John David Crow, HB	1976 — Tommy Hart, DE	

# 49ers' Rookies

(1986 Draftees)



ROBERTS



RATHMAN



McKYER

## LARRY ROBERTS

**DEFENSIVE END**

HT: 6-3

• ALABAMA •

WT: 264

(D-2 IN '86)

BORN: 6-2-63

Quick, agile lineman ... Still learning finer points of position ... **COLLEGE:** Recorded 77 total tackles in three years ... Played tight end as a freshman ... Part-time starter from 1983-85 ... Usually played in passing situations ... Had just four tackles in '83 ... Upped that total to 25 as a junior in '84, including three sacks (14 yards) ... Had 48 total stops and three sacks (25 yards) as a senior in '85 ... Recorded career-high 10 tackles and one sack (7 yards) last season vs. Texas A&M ... Played in Senior Bowl ... Selected with 39th pick of draft.

**PERSONAL:** He was born Larry Roberts in Dothan, AL, and played football at Dothan Northview High ... Voted Player-of-the-Year as tight end/defensive end in senior season ... A criminal justice major at Alabama, Roberts is single.

### LARRY ROBERTS — CAREER STATISTICS

Year	Gms.	Tackles	Sacks		Interceptions		Fum. Rec.
			No.	Yds.	No.	Yds.	
1983	10	4	0	0	0	0	0
1984	11	25	3	14	0	0	0
1985	10	48	3	25	0	0	0
<b>Total</b>	<b>31</b>	<b>77</b>	<b>6</b>	<b>39</b>	<b>0</b>	<b>0</b>	<b>0</b>

## TOM RATHMAN

**FULLBACK**

HT: 6-1

• NEBRASKA •

WT: 232

(D-3A IN '86)

BORN: 10-7-62

Husky, powerful runner and good blocker ... Projected to fill team's need for 'big fullback' ... **COLLEGE:** Rushed for 1,425 yards and averaged

better than six yards-per-carry during four-year career . . . Caught only five passes during same period . . . Scored 13 career touchdowns, first career TD was on pass reception (all other scores by rushing) . . . All-Big Eight as a senior with 881 yards and eight touchdowns . . . His 7.5 average per carry was second best in conference . . . Had three runs of 50-or-more yards, including career-long 80-yard scoring burst . . . Exceeded 100 yards in three games in '85 . . . Rushed for 381 yards and scored four times as a junior in '84, although serving mainly as a blocking back . . . Saw limited action in '83 following a redshirt 1982 season . . . The fifth-year player's first varsity season was 1981 . . . He was selected with the 56th pick of the draft.

**PERSONAL:** He was born Thomas Dean Rathman in Grand Island, NE, where he played fullback/linebacker at Grand Island High . . . Tom was back-up to 49ers' Roger Craig during first season at Nebraska . . . A business administration major, Tom and wife (Holly) are expecting their first child in October.

#### TOM RATHAM — CAREER STATISTICS

Year	Gms.	No.	Rushing				Receiving				
			Yds.	Avg.	Long	TD	No.	Yds.	Avg.	Long	TD
1981	4	4	20	5.0	6	0	0	0	0.0	0	0
1983	11	23	143	5.5	28	0	2	26	13.0	17	1
1984	12	75	381	5.1	20	4		0	0.0	0	0
1985	12	118	881	7.5	80t	8	3	44	14.7	22	0
<b>Total</b>	<b>39</b>	<b>220</b>	<b>1,425</b>	<b>6.5</b>	<b>80t</b>	<b>12</b>	<b>5</b>	<b>70</b>	<b>14.0</b>	<b>22</b>	<b>1</b>

#### TIM McKYER

**CORNERBACK • TEXAS-ARLINGTON • (D-3B IN '86)**  
**HT: 6-0 • WT: 174 • BORN: 9-5-63**

Quick coverage back . . . Speed and ability to cover one-on-one are assets . . . **COLLEGE:** Two-time All-Southland Conference performer and AP Division 1-AA honorable mention All-America in '85 . . . Totaled 10 career pick-offs and 115 total tackles . . . Had career-high five interceptions as a junior . . . Doubled as reserve wide receiver, catching four passes for 107 yards and two touchdowns in '85 . . . Recorded 35 total tackles and three interceptions last year . . . Returned 45 punts for 323 yards and one score in three seasons . . . Did not return punts in '83 . . . Selected with 64th pick of draft.

**PERSONAL:** He was born Tim B. McKyer in Orlando, FL . . . Played football at Lincoln High in Port Arthur, TX . . . School also produced NFL stars Joe Washington and former Niner Bobby Leopold . . . One of nine children, two younger brothers played at Texas-Arlington last year . . . College teammate of Niners' lineman Bruce Collie . . . Systems analysis major . . . He is single.

#### TIM McKYER — CAREER STATISTICS


Year	Gms.	Tackles			Ast.	Sacks No./Yds.	Interceptions No./Yds.	Fum.Rec.
		Tot.	Solo					
1982	11	18	11	7	0/0	1/0	0	
1983	11	34	22	12	0/0	1/0	0	
1984	11	28	19	9	0/0	5/19	2	
1985	11	35	27	8	0/0	3/0	0	
<b>Total</b>	<b>44</b>	<b>115</b>	<b>79</b>	<b>36</b>	<b>0/0</b>	<b>10/19</b>	<b>2</b>	



TAYLOR



HALEY



WALLACE

**JOHN TAYLOR**

**WIDE RECEIVER • DELAWARE STATE • (D-3C IN '86)**  
HT: 6-1 • WT: 185 • BORN: 3-31-62

Adept open-field runner and clever pass receiver . . . Has ability to turn short gains into big plays . . . **COLLEGE:** Selected All-MEAC each of his three starting seasons (1983-85) . . . Totaled 2,426 receiving yards and 33 touchdowns on 100 career receptions . . . Also scored four touchdowns and accounted for 339 rushing yards . . . Returned 48 punts and 14 kickoffs in four seasons . . . Broke four punts for TDs . . . Established career highs with 40 receptions, 922 yards, and 13 scores, while averaging 23.1 per catch in '85 . . . Added 122 rushing yards last season . . . Had 11 touchdowns as a junior in '84 . . . Recorded personal-best 29.7 average on 22 catches in '83 . . . Selected with 76th pick of draft.

**PERSONAL:** He was born John Gregory Taylor in Pennsauken, NJ . . . Attended Pennsauken High, where he played football and ran track . . . A marketing major at Delaware State, John is single.

**JOHN TAYLOR — CAREER STATISTICS**

Year	Receiving						Rushing			
	Gms.	No.	Yds.	Avg.	Long	TD	Atts.	Yds.	Avg.	TD
1982	5	4	92	23.0	43	1	0	0	0.0	0
1983	11	22	654	29.7	69	9	10	139	13.9	1
1984	10	34	758	22.3	62	10	7	78	11.1	1
1985	11	40	922	23.1	97	13	11	122	11.1	2
<b>Total</b>	<b>37</b>	<b>100</b>	<b>2,426</b>	<b>24.3</b>	<b>97</b>	<b>33</b>	<b>28</b>	<b>339</b>	<b>12.0</b>	<b>4</b>

Year	Punt Return						Kickoff Return				
	Gms.	No.	Yds.	Avg.	Long	TD	No.	Yds.	Avg.	Long	TD
1982	5	2	21	10.5	16	0	0	0	0.0	0	0
1983	11	11	201	18.3	73	2	1	20	20.0	20	0
1984	10	17	255	15.0	57	2	0	0	0.0	0	0
1985	11	18	99	5.5	17	0	13	232	17.9	27	0
<b>Total</b>	<b>37</b>	<b>48</b>	<b>576</b>	<b>12.0</b>	<b>73</b>	<b>4</b>	<b>14</b>	<b>252</b>	<b>18.0</b>	<b>27</b>	<b>0</b>

**CHARLES HALEY****DEFENSIVE END****HT: 6-5**● **JAMES MADISON****WT: 230**● **(D-4A IN '86)****BORN: 1-6-64**

Good size/speed ratio . . . Will convert from collegiate linebacker to defensive end . . . **COLLEGE:** Played both outside and inside linebacker while starting each of four seasons . . . Started career as outside 'backer prior to moving inside for 1983-84 seasons . . . Shifted back outside with four games remaining in '85 . . . Led team in total stops in each of final three years . . . Finished career with 506 total tackles . . . Recorded 17 career sacks, two forced fumbles, and three interceptions . . . Never missed a game during four-year career . . . Had three consecutive seasons of 130-or-more stops, including career-high 147 stops in '84 . . . Selected with 96th pick of draft.

**PERSONAL:** He was born Charles Lewis Haley in Gladys, VA . . . Competed in football, basketball, and track for William Campbell High in Campbell County, VA . . . A social science major, Charles is single.

**CHARLES HALEY — CAREER STATISTICS**

Year	Gms. Tot.		Tackles		Sacks		Interceptions	Fum.Rec.
			Solo	Ast.	No./Yds.	No./Yds.		
1982	11	85	57	28	5/41	0/0	0	0
1983	11	143	85	58	4/32	0/0	0	0
1984	11	147	90	57	3/17	2/38	0	0
1985	11	131	70	61	5/40	1/0	1	1
<b>Total</b>	<b>44</b>	<b>506</b>	<b>302</b>	<b>204</b>	<b>17/130</b>	<b>3/38</b>	<b>1</b>	<b>1</b>

**STEVE WALLACE****TACKLE****HT: 6-5**● **AUBURN****WT: 276**● **(D-4B IN '86)****BORN: 12-27-64**

Giant lineman with excellent mobility and foot speed . . . Served as blocker for '85 Heisman award winner "Bo" Jackson . . . **COLLEGE:** Started 17 consecutive games from '82 until suffering knee injury in sixth game of '84 season . . . Missed conclusion of that season, but rebounded in '85 . . . Selected All-SEC by AP, UPI and conference coaches following impressive senior season . . . Developed fine drive blocking skills in Auburn's run-oriented offense . . . Selected with 101st pick of draft.

**PERSONAL:** He was born Barron Steven Wallace in Atlanta, GA, and attended Atlanta Chamblee High . . . A math and psychology major at Auburn, Steve is single.

**Games/Starts** - 1982 (12/3), 1983 (12/12), 1984 (6/6), 1985 (12/12), **Career** (42/33).

**KEVIN FAGAN****DEFENSIVE TACKLE****HT: 6-3**● **MIAMI (FLA.)****WT: 260**● **(D-4C IN '86)****BORN: 4-25-63**

Tough, hard-driving pass rusher . . . Can play tackle or end . . . Will

## FAGAN, Cont.

spend season recuperating from knee surgery . . . **COLLEGE:** Selected All-South following sophomore and junior seasons, but suffered through injury-plagued senior year . . . Led defensive linemen with 51 tackles, including 10 for losses in '84 . . . Tied for team leadership with three sacks in '84 . . . Played more than any defensive lineman during Miami's national championship season in '83 . . . Had two sacks and nine total tackles in Orange Bowl victory over Nebraska (1-1-84) . . . Pulled hip muscle in second game of senior year, limiting play entire season . . . Tore ligaments of right knee in Sugar Bowl loss to Tennessee (1-1-86) . . . Selected with 102nd pick of draft.

**PERSONAL:** He was born Kevin Fagan in Lake Worth, FL . . . Attended Lake Worth Leonard High . . . Set school records in the shot put and discus at Leonard, while earning all-conference honors in football . . . Majored in criminal justice and set a Miami mark with 550-pound bench press.

### KEVIN FAGAN — CAREER STATISTICS

Year	Gms.	Tot.	Tackles		Sacks No./Yds.	Interceptions No./Yds.	Fum.Rec.
			Solo	Ast.			
1983	11	58	27	31	6/55	0/0	0
1984	12	51	39	12	3/21	0/0	0
1985	10	26	11	15	2/10	0/0	0
<b>Total</b>	<b>33</b>	<b>135</b>	<b>77</b>	<b>58</b>	<b>11/86</b>	<b>0/0</b>	<b>0</b>



FAGAN



MILLER



GRIFFIN

**LINEBACKER**

HT: 6-1

**PAT MILLER**

**FLORIDA**

WT: 220

**(D-5 IN '86)**

**BORN: 6-24-64**

Quick, active player with ability to chase down plays across the field . . . Projected as 'nickel' coverage linebacker in team's defensive scheme . . . **COLLEGE:** Two-year starter at linebacker following move from strong safety . . . Stats show diversity of assignments: 162 career tackles, two interceptions, four-and-one-half sacks . . . Added five forced fumbles and five career fumble recoveries . . . Also recorded 11 passes defended . . . Had

52 stops during sophomore year, in non-starting role . . . Equaled that total as senior in '85 . . . Had 17 career starts . . . Captained special teams in '84, and named specialty unit's Most Valuable Player in '83, while serving as back-up to Chicago Bears' Wilbur Marshall . . . Selected with 131st pick of draft.

**PERSONAL:** He was born Leon Patrick Miller in Panama City, FL . . . Competed in football and track at Panama City Mosley High . . . Recorded a 9.6 100-yard dash, and 33-inch vertical leap as a prep . . . Miller is single.

### PATRICK MILLER — CAREER STATISTICS

Year	Gms.	Tackles			Sacks	Int.	Fum.Rec.
		Tot.	Solo	Ast.			
1982	11	23	13	10	0.5	0	1
1983	11	52	25	27	1	1	2
1984	10	35	22	13	1	0	2
1985	11	52	35	17	2	1	0
<b>Total</b>	<b>43</b>	<b>162</b>	<b>95</b>	<b>67</b>	<b>4.5</b>	<b>2</b>	<b>5</b>

### DON GRIFFIN

**CORNERBACK-SAFETY • MIDDLE TENNESSEE STATE • (D-6 IN '86)**  
**HT: 6-0 • WT: 176 • BORN: 3-17-64**

Free safety in college, but will see considerable action at cornerback in pros . . . Appears to have good instincts and reaction to ball . . . **COLLEGE:** Four-year letterman and All-Ohio Valley Conference from 1983-85 . . . Named OVC Defensive Player-of-the-Year and Division 1-AA All-America in '85 . . . Recorded personal bests: 72 total tackles, six interceptions, and four passes defended as senior . . . Led secondary in total stops each of last three seasons . . . Returned punts, and played on kickoff coverage team . . . Broke punt return 68 yards for a score last season . . . Selected with 162nd pick of draft.

**PERSONAL:** He was born Donald Frederick Griffin in Pelham, GA, and attended Pelham Mitchell-Baker High . . . Is the younger brother of Cincinnati Bengals defensive back James Griffin . . . A social work major, he is single.

### DON GRIFFIN — CAREER STATISTICS

Year	Gms.	Tot.	Tackles		Interceptions		Pass Def.	Fum.Rec.
			Solo	Ast.	No./Yds.			
1982	9	8	6	2	0/0	0	0	
1983	10	70	30	40	4/49	4	1	
1984	14	60	28	32	3/23	5	0	
1985	12	72	40	32	6/52	4	2	
<b>Total</b>	<b>45</b>	<b>210</b>	<b>104</b>	<b>106</b>	<b>13/124</b>	<b>13</b>	<b>3</b>	

#### Punt Returns

Year	No.	Yds.	Avg.	Long	TD
1982	20	222	11.1	—	0
1983	20	112	5.6	—	0
1984	26	160	6.2	—	0
1985	22	189	8.6	68t	1
<b>Total</b>	<b>88</b>	<b>683</b>	<b>7.7</b>	<b>68t</b>	<b>1</b>



**POPP**



**CHERRY**



**STINSON**

**JIM POPP**

**TIGHT END**  
HT: 6-5

**VANDERBILT**  
WT: 239

**(D-8 IN '86)**  
BORN: 11-3-63

Big, strong tight end who also displays good blocking skills . . . **COLLEGE:** Two-time All-SEC performer at Vanderbilt . . . Caught 43 passes for 485 yards as a senior in '85 . . . Preceded that with 29 catches and 278 yards in '84 . . . Shows knack for catching ball in traffic . . . Can get open deep, evidenced by 52-yard reception last season . . . Third consecutive Vanderbilt tight end selected All-SEC, following Allama Matthews (1982) and Chuck Scott (1983) . . . Selected with 203rd pick of draft.

**PERSONAL:** He was born James Popp in Arlington Heights, IL, and competed in football, basketball, and track at Libertyville (IL) High.

**JIM POPP — CAREER STATISTICS**

**Receiving**

Year	Gms.	No.	Yds.	Avg.	Long	TD
1982	10	3	40	13.3	24	0
1983	11	5	68	13.6	25	0
1984	11	29	278	9.6	20	0
1985	11	43	485	11.3	52	1
<b>Total</b>	<b>43</b>	<b>80</b>	<b>871</b>	<b>10.9</b>	<b>52</b>	<b>1</b>

**TONY CHERRY**

**RUNNING BACK-RETURN SPECIALIST** • **OREGON** • **(D-9 IN '86)**  
HT: 5-7 • WT: 187 • BORN: 2-8-63

Intelligent, gifted runner . . . Carries speed, power, and explosion in compact body . . . **COLLEGE:** Led Pac-10 in all-purpose yardage in '85 with 1,537 . . . Racked up 227 rushing yards vs. Stanford last season . . . Total was second highest in school's history, exceeded only by Bobby Moore's (Ahmad Rashad) 249 yards vs. Utah in 1971 . . . Finished year with 1,006 rushing yards, becoming only third runner in Oregon history to surpass 1,000 yards rushing in a single season . . . All-conference kick returner in '84 with 25.9 average on 29 returns . . . Also had 569 rushing yards as a junior . . . Played two seasons at Riverside Jr. College . . . Selected with 243rd pick of draft.

**PERSONAL:** He was born Anthony Earl Cherry in Tripoli, Libya, son of an Air Force master sergeant . . . The family moved back to the U.S. when Tony was three-months old . . . He played football at Victor Valley High in Victorville, CA . . . A telecommunications major, Tony is single.

### TONY CHERRY — CAREER STATISTICS

Year	Rushing					Receiving			
	Gms.	Atts.	Yds.	Avg.	TD	No.	Yds.	Avg.	TD
1984	10	87	569	6.5	5	6	64	10.6	0
1985	10	211	1,006	4.8	9	47	245	6.3	0
<b>Total</b>	<b>20</b>	<b>298</b>	<b>1,575</b>	<b>5.2</b>	<b>14</b>	<b>53</b>	<b>309</b>	<b>5.8</b>	<b>0</b>

### Kickoff Returns

Year	No.	Yds.	Avg.	TD
1984	29	751	25.9	0
1985	15	286	19.1	0
<b>Total</b>	<b>44</b>	<b>1,037</b>	<b>23.5</b>	<b>0</b>

### ELLISTON STINSON

**WIDE RECEIVER** ● **RICE** ● **(D-10A IN '86)**  
**HT: 5-10** ● **WT: 175** ● **BORN: 10-3-62**

Has world-class sprinter's speed . . . Can also return punts and kickoffs . . . **COLLEGE:** Had one reception for four yards, and one rushing attempt for five yards in '84 . . . Added 255 yards on 15 kickoff returns that season . . . Upped marks to seven catches and 187 yards in '85 . . . Legitimate deep threat receiver, averaged 26.4 yards per catch while scoring twice . . . Used mainly as return-specialist early in career . . . Also stand-out track man establishing school records: 200 meters (:20.41), and 100 meters (:10.29), and ran initial leg of record setting 4x100-meter relay (:39.01) . . . Selected with 267th pick of draft.

**PERSONAL:** He was born Elliston Leon Stinson in Galveston, TX . . . Competed in football and track at Galveston Ball High . . . Played wide receiver and defensive back while gaining all-district honors . . . A physical education major, Stinson is single.

### ELLISTON STINSON — CAREER STATISTICS

Year	Receiving					Kickoff Returns				
	Gms.	No.	Yds.	Avg.	TD	No.	Yds.	Avg.	Long	TD
1981	11	0	0	0.0	0	3	40	13.3	15	0
1982	11	0	0	0.0	0	8	137	17.1	25	0
1984	11	1	4	4.0	0	15	255	17.0	28	0
1985	4	7	187	26.4	2	7	117	16.7	21	0
<b>Total</b>	<b>37</b>	<b>8</b>	<b>191</b>	<b>23.8</b>	<b>2</b>	<b>33</b>	<b>549</b>	<b>16.6</b>	<b>28</b>	<b>0</b>

## Niners' Notes

On December 10, 1978 when the 49ers defeated Tampa Bay 6 to 3 (2 Field Goals to 1), it was the first time in 49ers' NFL History that an entire game was played without a touchdown being scored.

## Other 49ers with Pro Experience

**KEITH BAKER** • **WIDE RECEIVER** • **TEXAS SOUTHERN**  
HT: 5-10 • WT: 187 • NFL EXP. 2

Played six years in Canadian Football League prior to signing with San Francisco last season . . . Traded by 49ers to Philadelphia Eagles prior to start of regular season . . . Played in eight games with Eagles, started once . . . Had two receptions for 25 yards during '85 . . . Played for Montreal (1979-80), Hamilton (1981-84), and Ottawa (1984) of CFL . . . Had two consecutive seasons (1981-82) of more than 1,000 yards receiving . . . Totaled 333 receptions, 5,496 yards, and 47 touchdowns during CFL career . . . Also returns punts and kickoffs.

**DARRYL BYRD** • **LINEBACKER** • **ILLINOIS**  
HT: 6-2 • WT: 224 • NFL EXP. 3

Played two seasons with Los Angeles Raiders (1983-84) after signing as free agent (only free agent to make team that year) . . . Member of Super Bowl XVIII championship team with Raiders . . . Played in all regular (32) and postseason (4) contests while with Raiders . . . Recorded 16 tackles in '83 and 21 stops during '84 season . . . Plays inside linebacker . . . Attended James Logan High in nearby Union City, CA.

**ANDRE HARDY** • **FULLBACK** • **ST. MARY'S (CA)**  
HT: 6-2 • WT: 230 • NFL EXP. 3

Drafted in fifth round (116th overall) in '84 by Philadelphia Eagles . . . Played in six games during rookie season . . . Rushed for 41 yards on 14 attempts . . . Added two receptions for 22 yards . . . Released by Eagles, and signed by Seattle Seahawks during '85 season . . . Played in three games with 'Hawks, starting once . . . Rushed five times for five yards.

**DENNIS HARRISON** • **DEFENSIVE END** • **VANDERBILT**  
HT: 6-8 • WT: 280 • NFL EXP. 9

Selected in fourth round (92nd overall) of '78 draft by Philadelphia Eagles . . . Led team with 6½ sacks as rookie . . . Became regular starter in '80 while totaling nine sacks and 80 tackles . . . Tied for NFL leadership with 10½ sacks in '82 . . . Selected to Pro Bowl following '82 season . . . Recorded team-leading 11½ sacks in '83 and career-high 12 traps in '84, while starting all games both seasons . . . Traded to Rams in '85 where he recorded three sacks and 12 total tackles . . . Has 60½ sacks in 109 career games.

**MIKE MOROSKI**  
HT: 6-4

**QUARTERBACK**  
WT: 200

**UC-DAVIS**  
NFL EXP. 8

Selected by Atlanta Falcons in sixth round (154th overall) of '79 draft . . . Played in 48 games during six seasons with Falcons . . . Started seven of those 48 contests . . . Had best day of career with 22 completions, 43 attempts, 289 yards, and one score vs. 49ers (12-2-84) . . . Finished '84 season with 1,207 yards on 102 of 191 passing . . . Released by Falcons and signed by 49ers during '85 preseason . . . Looked impressive in preseason action, but was released by 49ers . . . Played in five games with Houston Oilers in '85 . . . Completed 20 of 34 pass attempts for 249 yards and one touchdown with Houston.

**ERIC MULLINS**  
HT: 5-11

**WIDE RECEIVER**  
WT: 181

**STANFORD**  
NFL EXP. 2

Sixth-round pick (161st overall) of Houston Oilers in '84 draft . . . Played in 14 games as a rookie, started three contests . . . Had six catches for 85 yards and one touchdown in '84 . . . Also rushed once for no gain.

**BOOKER REESE**  
HT: 6-6

**DEFENSIVE END**  
WT: 280

**BETHUNE-COOKMAN**  
NFL EXP. 4

Drafted in second round (32nd overall) of '82 by Tampa Bay Bucs . . . Played in seven games during rookie season, recording 14 tackles (including one sack) . . . Started seven of 16 contests in '83 and was credited with 48 total tackles . . . Also had two pass interceptions that season . . . Traded to L.A. Rams early in '84 season for 12th-round '85 pick . . . Played in nine games with Rams in '84 and two contests during '85 season.

**DOUG ROGERS**  
HT: 6-5

**DEFENSIVE END**  
WT: 280

**STANFORD**  
NFL EXP. 4

Selected in second round (36th overall) of '82 draft by Atlanta Falcons . . . Played in 11 games with Falcons prior to his release in '83 . . . Claimed off waivers by New England Patriots . . . Recorded one sack in 10 games with New England in '83 . . . Had two sacks in 12 Patriot contests in '84 . . . Released by Patriots after coming off physically unable to perform (PUP) list, October — 1985.

**JIMMY ROGERS**  
HT: 5-10

**RUNNING BACK**  
WT: 190

**OKLAHOMA**  
NFL EXP. 6

Played five seasons (1980-84) with New Orleans Saints . . . Came to team as a free agent . . . Had best season as a rookie in '80, with 366 rushing yards, 267 receiving yards and three touchdowns . . . Added 940 yards on kickoff returns . . . Played in all 16 contests in '80, started nine of those games . . .

Started only once between 1981-84, but continued to contribute as back-up running back and special teams performer . . . Switched to wide receiver during '85 training camp . . . Released prior to start of '85 season.

**ELTON VEALS** • • **RUNNING BACK** • • **TULANE**  
HT: 5-11 • • WT: 226 • • NFL EXP. 2

Selected by Pittsburgh Steelers in 11th round (303rd overall) of '84 draft . . . Only start of pro career came in Week 3 (at Cleveland, 9-23-84) . . . Responded with 35 yards on 12 attempts . . . Played in 15 contests as a rookie in '84 . . . Finished with 87 yards rushing on 31 attempts . . . Also returned four kickoffs 40 yards.

**CHRIS WARD** • • **TACKLE** • • **OHIO STATE**  
HT: 6-4 • • WT: 280 • • NFL EXP. 8

First-round choice (4th overall) by N.Y. Jets in '78 draft . . . Started 86 of 87 games played with Jets from 1978-83 . . . Released by Jets prior to start of '84 season, and signed by New Orleans Saints just days later . . . Played in 13 games with New Orleans in '84, started eight of those encounters.

**TONY WOODRUFF** • • **WIDE RECEIVER** • • **FRESNO STATE**  
HT: 6-0 • • WT: 185 • • NFL EXP. 4

Drafted by Philadelphia in ninth round (244th overall) of '82 draft . . . Played in only one game as a rookie . . . Spent first 10 weeks of '83 season on injured reserve with broken collarbone . . . Played final six games that season, starting once . . . Scored two TDs on six receptions, good for 70 yards in '83 . . . Played in all 16 games, and started six straight contests (Weeks 10-15) in '84 season . . . Totaled 30 catches, 484 yards, and three touchdowns that season.

## The 49ers On Radio

The 49ers 1986 radio signal will be carried by nearly 30 stations in eight states. KCBS, for the fifth consecutive year, will serve as the flagship station for the signal that will reach 35 California counties, in addition to stations in Nevada, Hawaii, Alaska, Oregon, Arizona, Montana, Ohio, and Guam. The 50,000-watt range is one of the most comprehensive in professional football.

**Don Klein** and **Don Heinrich** will again handle the play-by-play and color commentary, respectively, for the 49ers.

The 1984 network includes: KCBS (74am), San Francisco; KPAY, Chico; KINS, Eureka; KYNO, Fresno; KDAC, Fort Bragg; KRKC, King City; KWSD, Mt. Shasta; KOCN, Monterey; KHYV, Modesto; KQMS, Redding; KIQQ, Atascadero; KUBA, Yuba City; KSYC, Yreka; KIAH, Ukiah; KJOY, Stockton; KGNR, Sacramento and KVML, Sonora.

# Veteran Roster


NO	NAME	POS	HT	WT	NFL EXP	BIRTHDATE	COLLEGE
68	Ayers, John	G	6-5	265	10	4/14/53	West Texas State
82	Baker, Keith	WR	5-10	187	2	6/4/57	Texas Southern
76	Board, Dwaine	DE	6-5	248	7	11/29/56	North Carolina A&T
57	Byrd, Darryl	LB	6-2	224	3	9/3/60	Illinois
95	Carter, Michael	NT	6-2	285	3	10/29/60	Southern Methodist
87	Clark, Dwight	WR	6-4	215	8	1/8/57	Clemson
67	Collie, Bruce	T-G	6-6	275	2	6/27/62	Texas-Arlington
33	Craig, Roger	FB	6-0	224	4	7/10/60	Nebraska
51	Cross, Randy	G	6-3	265	11	4/25/54	UCLA
50	Ellison, Riki	LB	6-2	225	4	8/15/60	Southern California
55	Fahnhorst, Jim	LB	6-4	230	3	11/8/58	Minnesota
71	Fahnhorst, Keith	T	6-6	273	13	2/6/52	Minnesota
54	Ferrari, Ron	LB	6-0	215	5	7/30/59	Illinois
81	Francis, Russ	TE	6-6	242	11	4/3/53	Oregon
86	Frank, John	TE	6-3	225	3	4/17/62	Ohio State
49	Fuller, Jeff	S-LB	6-2	216	3	8/8/62	Texas A&M
47	Hardy, Andre	RB	6-2	230	3	11/28/61	St. Marys (Calif.)
24	Harmon, Derrick	RB-KR	5-10	202	3	4/26/63	Cornell
77	Harrison, Dennis	De	6-8	280	9	7/31/56	Vanderbilt
75	Harty, John	DE	6-4	260	6	12/17/58	Iowa
28	Holmoe, Tom	S	6-2	195	3	3/7/60	Brigham Young
9	Kemp, Jeff	QB	6-0	201	6	7/11/59	Dartmouth
57	Kovach, Jim	LB	6-2	239	8	5/1/56	Kentucky
42	Lott, Ronnie	S-CB	6-0	200	6	5/8/59	Southern California
53	McCull, Milt	LB	6-6	230	6	8/28/59	Stanford
62	McIntyre, Guy	G	6-3	264	3	2/17/61	Georgia
43	McLemore, Dana	CB-KR	5-10	183	3	7/1/60	Hawaii
32	Monroe, Carl	RB-WR	5-8	180	4	2/20/60	Utah
16	Montana, Joe	QB	6-2	195	8	6/11/56	Notre Dame
15	Moroski, Mike	QB	6-4	200	8	9/4/57	UC Davis
28	Mullins, Eric	WR	5-11	181	2	7/30/62	Stanford
20	Nixon, Tory	CB	5-11	186	2	2/24/62	San Diego State
77	Paris, William "Bubba"	T	6-6	299	4	10/6/60	Michigan
56	Quillan, Fred	C	6-5	266	9	1/27/56	Oregon
63	Reese, Booker	DE	6-6	280	4	9/20/59	Bethune Cookman
80	Rice, Jerry	WR	6-2	200	2	10/13/62	Miss. Valley State
30	Ring, Bill	FB	5-10	205	6	12/13/56	Brigham Young
81	Rogers, Doug	DE	6-5	280	4	6/23/60	Stanford
25	Rogers, Jimmy	RB	5-10	190	6	6/29/55	Oklahoma
4	Runager, Max	P	6-1	189	8	3/24/56	South Carolina
61	Sapolu, Jesse	G-C	6-4	260	2	3/10/61	Hawaii
90	Shell, Todd	LB	6-4	225	3	6/24/62	Brigham Young
72	Stover, Jeff	DE	6-5	275	5	5/22/58	Oregon
78	Tuiasosopo, Manu	NT	6-3	262	8	8/30/57	UCLA
58	Turner, Keena	LB	6-2	222	7	10/22/58	Purdue
26	Tyler, Wendell	RB	5-10	207	9	5/20/55	UCLA
38	Veals, Elton	FB	5-11	226	2	3/26/61	Tulane
99	Walter, Michael	LB	6-3	238	4	11/30/60	Oregon
79	Ward, Chris	T	6-4	280	8	12/16/55	Ohio State
14	Wersching, Ray	PK	5-11	215	14	8/21/50	California
27	Williamson, Carlton	S	6-0	204	6	6/12/58	Pittsburgh
85	Wilson, Mike	WR	6-3	215	6	12/19/58	Washington State
29	Woodruff, Tony	WR	6-0	180	4	11/12/58	Fresno State
21	Wright, Eric	CB	6-1	185	6	4/18/59	Missouri

# San Francisco 49ers First-Year Roster

NAME	POS	HT	WT	BIRTHDATE	COLLEGE	HOW ACQ.
21 Allen, Douglas (1) . . .	WR	5-10	180	4/22/63	Arizona State	FA
8 Belluomini, Paul (1) . .	C	6-0	210	3/31/57	UC Davis	FA
40 Bowman, Kevin . . . . .	WR	6-3	205	2/23/62	San Jose State	FA
68 Bunch, Derek (1) . . . .	LB	6-3	235	10/28/61	Michigan State	FA
35 Cherry, Tony . . . . .	RB	5-7	187	2/8/63	Oregon	D9
96 Dixon, Richard (1) . . .	LB	6-3	235	8/6/59	California	FA
52 Dubroc, Gregg (1) . . .	LB	6-3	230	1/15/62	Louisiana State	FA
64 Durette, Michael (1) . .	G	6-4	280	8/11/57	West Virginia	FA
89 Fagan, Kevin . . . . .	DT	6-3	260	4/25/63	Miami (Fla.)	D4C
41 Faylor, John . . . . .	S	6-1	197	2/10/63	Santa Clara	FA
63 Gabrish, James . . . . .	G	6-4	265	6/12/63	The Citadel	FA
93 Glover, Clyde (1) . . . .	DE	6-5	266	7/16/60	Fresno State	FA
29 Griffin, Don . . . . .	FS	6-0	176	3/17/64	Middle Tennessee St.	D6
62 Haley, Charles . . . . .	DE	6-5	230	1/6/64	James Madison	D4A
31 Henderson, Wymon (1) CB	5-10	190	12/15/61	Nevada-Las Vegas	FA	
78 Hoffman, Gary (1) . . . .	T	6-7	285	9/28/61	Santa Clara	FA
40 Huff, Charles (1) . . . .	CB	5-11	195	2/24/63	Presbyterian State	FA
3 Inglesby, Patrick (1) . .	P	6-2	198	2/26/60	California-Davis	FA
20 Ivery, Thai . . . . .	WR	6-2	192	8/26/64	Nevada	FA
35 Johnson, Holbert (1) . .	CB	5-9	185	7/14/61	New Mexico State	FA
82 Jones, Joseph . . . . .	TE	6-4	250	6/26/62	Virginia Tech	FA
17 Kott, Kevin . . . . .	QB	6-2	206	3/16/62	Eastern New Mexico	FA
6 Leff, Alan . . . . .	K	5-9	170	1/22/62	San Diego State	FA
11 Mancini, Michael . . . .	P	5-10	175	4/3/63	Fresno State	FA
24 Martin, Derrick (1) . . .	CB	5-11	185	5/31/57	San Jose State	FA
25 McKyer, Tim . . . . .	CB	6-0	174	9/5/63	Texas-Arlington	D3B
51 Miller, Pat . . . . .	LB	6-1	220	6/24/64	Florida	D5
2 Olson, Kenneth (1) . . .	K	5-11	190	9/15/59	Salisbury State (Md.)	FA
71 Patterson, Reno (1) . .	DT	6-3	275	4/22/61	Bethune Cookman	FA
84 Popp, Jim . . . . .	TE	6-5	239	11/13/63	Vanderbilt	D8
44 Rathman, Tom . . . . .	FB	6-1	232	10/7/62	Nebraska	D3A
59 Reach, Kevin . . . . .	C-G	6-3	265	10/24/63	Utah	FA
91 Roberts, Larry . . . . .	DE	6-3	264	6/2/63	Alabama	D2
18 Stinson, Elliston . . .	WR	5-10	175	10/3/62	Rice	D10A
60 Stroth, Vince . . . . .	G-T	6-3	256	11/25/60	Brigham Young	FA
94 Sullivan, Carl (1) . . . .	DE	6-5	240	4/30/62	San Jose State	FA
97 Tabachino, Robert . . .	C-G	6-1	275	11/29/62	Michigan	FA
22 Taylor, John . . . . .	WR	6-1	185	3/31/62	Delaware State	D3C
56 Tipton, Enrico . . . . .	LB	6-2	240	7/31/61	Washington State	FA
72 Wallace, Steve . . . . .	T	6-5	276	12/27/64	Auburn	D4B
66 Weir, Robert (1) . . . .	DT	6-3	262	2/4/61	Southern Methodist	FA
59 Wilks, Greg . . . . .	LB	6-1	232	2/22/63	Montana State	FA
10 Wilson, Al . . . . .	WR	6-2	187	3/19/63	UCLA	FA
92 Wood, David (1) . . . .	DE	6-4	265	5/12/52	Arizona	FA

(as of July 22, 1986)

# Straw Hat brings together two San Francisco favorites: Sourdough and the 49ers.



## Straw Hat Sourdough Pizza

Sourdough was invented by the 49ers — the original 49ers back in Gold Rush days. Now, Straw Hat brings the two together again with our new Sourdough Pizza.

What could be better than stopping by for Sourdough Pizza

after the game? You'll get a crust that tastes like sourdough bread right from the oven, with a zesty sauce, natural cheeses, deli meats and fresh vegetables. Straw Hat Sourdough Pizza.

Piling on is OK.



# Straw Hat

**A better crust makes a better pizza.**

# 1985 49ers' Regular Season Statistics

## TEAM STATISTICS

49ERS		OPP.	Rushing	Att.	Yds.	Avg.	LG	TD		
Time of Possession	7:39:58	8:19:52	Craig	214	1050	4.9	62T	9		
Total First Downs	340	293	Tyler	171	867	5.1	30	6		
By Rushing	137	89	Montana	42	153	3.6	16	3		
By Passing	179	183	Harmon	28	92	3.3	17	0		
By Penalty	24	21	Rice	6	26	4.3	15T	1		
Third Down—Made/Att	83/214	80/244	Ring	8	23	2.9	9T	1		
Third Down Efficiency	38.8%	32.8%	Cooper	2	12	6.0	14	0		
Fourth Down—Made/Att	6/14	8/23	Cavanaugh	4	5	1.3	13	0		
Fourth Down Efficiency	42.9%	34.8%	Solomon	2	4	2.0	6	0		
Total Net Yards	5920	5191	49ers	477	2232	4.7	62T	20		
Avg. Gain per Game	370.0	324.4	Opponents	435	1683	3.9	41	10		
Total Offensive Plays	1069	1116								
Avg. Gain per Play	5.5	4.7	Receiving	No.	Yds.	Avg.	LG	TD		
Net Yards Rushing	2232	1069	Craig	92	1016	11.0	73	6		
Avg. Gain per Game	139.5	105.2	Clark	54	705	13.1	49T	10		
Total Rushing Plays	477	435	Rice	49	927	18.9	66T	3		
Avg. Gain per Rush	4.7	3.9	Francis	44	478	10.9	25	3		
Net Yards Passing	3688	3508	Solomon	25	259	10.4	39	1		
Avg. Net Passing per Game	230.5	219.3	Tyler	20	154	7.7	16	2		
Lost Attempting to Pass	42/299	60/457	Harmon	14	123	8.8	42	0		
Gross Yards Passing	3987	3965	Wilson	10	165	16.5	52T	2		
Attempts/Completions	550/331	621/346	Monroe	10	51	5.1	9	0		
Percent Complete	60.2%	55.7%	Frank	7	50	7.1	14	1		
Had Intercepted	14	18	Cooper	4	45	11.3	20	0		
Punts/Average	87/39.3	92/39.6	Ring	2	14	7.0	8	0		
Net Punting Average	33.9	35.3	49ers	331	3987	12.0	73	28		
Punt Returns/Average	38/6.8	33/8.9	Opponents	346	3965	11.5	82T	11		
Kickoff Returns/Average	58/21.9	72/20.6								
Interceptions/Return Average	18/17.2	14/5.7	Scoring	TR	TRT	FG	PAT	SF	TP	
Penalties/Yards	105/868	106/778	Werschling	0	0	0	13-21	52-53	0	91
Fumbles/Ball Lost	29/20	31/17	Craig	9	6	0	0-0	0-0	0	90
Touchdowns	53	26	Clark	0	10	0	0-0	0-0	0	60
By Rushing	20	10	Tyler	6	2	0	0-0	0-0	0	48
By Passing	28	11	Rice	1	3	0	0-0	0-0	0	24
By Returns	5	5	Francis	0	3	0	0-0	0-0	0	18
Extra Points	52/53	24/26	Montana	3	0	0	0-0	0-0	0	18
Field Goals	13/21	27/35	Wilson	0	2	0	0-0	0-0	0	12
Safeties	1	1	Frank	0	1	0	0-0	0-0	0	6
Total Points	411	263	McColl	0	0	1	0-0	0-0	0	6
Average per Game	25.7	16.4	McIntyre	0	0	1	0-0	0-0	0	6
			Monroe	0	0	1	0-0	0-0	0	6
			Ring	1	0	0	0-0	0-0	0	6
			Solomon	0	1	0	0-0	0-0	0	6
			Turner	0	0	1	0-0	0-0	0	6
			Williamson	0	0	1	0-0	0-0	0	6
			Harty	0	1	0	0-0	0-0	1	2
			49ers	20	28	5	13-21	52-53	1	411
			Opponents	10	11	5	27-35	24-26	1	263

## SCORE BY QUARTERS

	1	2	3	4	OT	Total
49ers	72	108	102	129	0	411
Opponents	53	65	47	98	0	263

## INDIVIDUAL STATISTICS

Punting	No.	Yds.	Avg.	TB	I-20	LG	Blk
Runager	86	3422	39.8	9	30	57	
Team	1	(Blocked)					
49ers	87	3422	39.3	9	30	57	1
Opponents	92	3644	39.6	7	23	58	0

Field Goals	1	2	30	40	Total
Werschling	0-0	5-7	5-8	3-5	0-1 13-21
49ers	0-0	5-7	5-8	3-5	0-1 13-21
Opponents	0-0	12-14	6-7	9-13	0-1 27-35

Werschling: (-)	(46)	(22', 28', 26')	(42')	(28', 37')	(32')
(-)	(41, 31)	(36, 36')	(26', 22', 45')	(41')	(30, 32')
(-)	(52, 24')	(39')			

Passing	Att.	Comp.	Yds.	Pct.	Avg./Att.	TD	Pct. TD	Int.	Pct. Int.	LG	Tk/ LG	Rating
Montana	494	303	3653	61.3	7.39	27	5.5	13	2.6	66T	35/246	91.3
Cavanaugh	54	28	334	51.9	6.19	1	1.9	1	1.9	41T	7/53	69.5
Solomon	1	0	0	0.0	0.00	0	0.0	0	0.0	0	0/0	0.0
Harmon	1	0	0	0.0	0.00	0	0.0	0	0.0	0	0/0	0.0
49ers	550	331	3987	60.2	7.25	28	5.1	14	2.5	73	42/299	88.8
Opponents	621	346	3965	55.7	6.38	11	1.8	18	2.9	82T	60/457	68.9

Interceptions	No.	Yds.	Avg.	LG	TD	Punt Returns	No.	Yds.	Avg.	FC	LG	TD
Lott	6	68	11.3	25	0	McLemore	38	258	6.8	14	22	0
Hicks	4	68	17.0	25	0	49ers	38	258	6.8	14	22	0
Williamson	3	137	45.7	82	1	Opponents	33	294	8.9	6	63T	1
Shell	1	33	33.0	33	0							
Fuller	1	4	4.0	4	0	Kickoff Returns	No.	Yds.	Avg.	LG	TD	
Walter	1	0	0.0	0	0	Monroe	28	717	25.6	95T	1	
Wright	1	0	0.0	0	0	Harmon	23	467	20.3	37	0	
McLemore	1	0	0.0	0	0	McLemore	4	76	19.0	26	0	
49ers	18	310	17.2	82	1	Rice	1	6	6.0	6	0	
Opponents	14	80	5.7	41t	1	Lott	1	2	2.0	2	0	
						Frank	1	1	1.0	1	0	
						49ers	58	1269	21.9	95T	1	
						Opponents	72	1485	20.6	86T	1	

## 1985 DEFENSIVE STATISTICS (unofficial - through 16 games)

NAME	TACKLES				PASSES	
	TOTAL	SOLO	ASSISTS	SACKS	INT.	DEF.
Riki Ellison	106	67	39	1-8	0-0	6
Ronnie Lott	104	86	18	1.5-11.5	6-68	13
Michael Walter	81	47	34	3-21.5	1-0	3
Carlton Williamson	80	58	22	0-0	3-137	12
Dwight Hicks	72	61	11	1-6	4-68	10
Keena Turner	64	51	13	6-36	0-0	5
Jeff Stover	57	43	14	10-66.5	0-0	4
Todd Shell	56	42	14	4-41	1-33	6
Dwayne Board	56	36	20	11.5-95.5	0-0	3
Eric Wright	53	47	6	0-0	1-0	18
Michael Carter	47	35	12	7-53	0-0	2
Dana McLemore	38	31	7	0-0	1-0	5
Jeff Fuller	33	26	7	2-18	1-4	5
Manu Tuiasosopo	32	24	8	3-33	0-0	1
Milt McColl	31	25	6	0-0	0-0	0
Tory Nixon	26	24	2	0-0	0-0	1
Jim Fahnhorst	22	20	2	0-0	0-0	1
Derrick Harmon	17	13	4	0-0	0-0	0
Ron Ferrari	17	12	5	0-0	0-0	0
Fred Dean	15	13	2	3-19	0-0	4
Gary Johnson	14	9	5	4-28	0-0	0
John Harty	14	9	5	0-0	0-0	0
Jim Stuckey	10	9	1	2-15	0-0	0
Bill Ring	10	7	3	0-0	0-0	0
Earl Cooper	10	7	3	0-0	0-0	0
John Frank	10	8	2	0-0	0-0	0
Scott Garnett	7	6	1	1-5	0-0	0
Carl Monroe	6	4	2	0-0	0-0	0
Fulton Kuykendall	5	4	1	0-0	0-0	0
Jim Leonard	3	3	0	0-0	0-0	0
Randy Cross	2	2	0	0-0	0-0	0
Mike Wilson	2	2	0	0-0	0-0	0
Roger Craig	1	1	0	0-0	0-0	0
Russ Francis	1	1	0	0-0	0-0	0
Jim Kovach	1	1	0	0-0	0-0	0

Guy McIntyre	1	1	0	0-0	0-0	0
Jerry Rice	1	1	0	0-0	0-0	0
Max Runager	1	1	0	0-0	0-0	0
Ray Wershing	1	1	0	0-0	0-0	0

**FORCED FUMBLES** - (15 Total): Dwaine Board (3), Jim Stuckey (2), Jeff Fuller (2), Bill Ring, Ronnie Lott, Michael Walter, Keena Turner, Dwight Hicks, Michael Carter, Fred Dean, Tory Nixon.

**FUMBLE RECOVERIES** - (17 Total): Riki Ellison (2), Ronnie Lott (2), Dwight Hicks (2), Keena Turner (2), Dwaine Board, Bill Ring, Milt McColl, Todd Shell, Ray Wershing, Guy McIntyre, Jim Stuckey, Fred Dean, Jeff Stover.

**FUMBLE RETURN YARDAGE** - (119 Total Yards: Dwight Hicks 2 for 19 (10/9), Keena Turner 1 for 65T, Milt McColl 1 for 28T, Riki Ellison 1 for 7.

**BLOCKED FG's or PAT's** - (1 Total): Michael Carter (PAT).

**SAFETIES** - (1 Total): John Harty.

### POSTSEASON DEFENSIVE STATS (unofficial - one game)

	TACKLES			SACKS	PASSES	
	TOTAL	SOLO	ASSISTS		INT.	DEF.
Keena Turner	7	7	0	0-0	0-0	0
Jeff Fuller	6	6	0	0-0	0-0	0
Riki Ellison	5	4	1	0-0	0-0	0
Ronnie Lott	5	4	1	0-0	0-0	0
Michael Walter	5	3	2	0-0	0-0	0
Jeff Stover	4	4	0	0-0	0-0	0
Carlton Williamson	4	3	1	0-0	1-2	1
Dwight Hicks	3	3	0	0-0	0-0	2
Michael Carter	3	3	0	0-0	0-0	0
Jim Fahnhorst	3	3	0	0-0	0-0	0
John Harty	3	3	0	0-0	0-0	0
Todd Shell	3	1	2	0-0	0-0	0
Fred Dean	2	2	0	0-0	0-0	1
Manu Tuiasosopo	2	1	1	0-0	0-0	0
Dwaine Board	1	1	0	0-0	0-0	0
Ron Ferrari	1	1	0	0-0	0-0	0
John Frank	1	1	0	0-0	0-0	0
Milt McColl	1	1	0	0-0	0-0	0
Carl Monroe	1	1	0	0-0	0-0	0
Tory Nixon	1	1	0	0-0	0-0	0
Jerry Rice	1	1	0	0-0	0-0	0
Bill Ring	1	1	0	0-0	0-0	0
Wendell Tyler	1	1	0	0-0	0-0	0
Mike Wilson	1	1	0	0-0	0-0	0

**FORCED FUMBLES** — (0)

**FUMBLE RECOVERIES** — (0)

**BLOCKED FG's or PAT's** — (0)

# 49ers' 1985 Playoff Statistics

## One Game

### TEAM STATISTICS

<p><b>49ERS</b></p> <p>Time of Possession ..... 28:16</p> <p>Total First Downs ..... 19</p> <p>By Rushing ..... 6</p> <p>By Passing ..... 10</p> <p>By Penalty ..... 3</p> <p>Third Down — Made/Attempts ..... 5/15</p> <p>Third Down Efficiency ..... 33.3%</p> <p>Fourth Down — Made/Attempts ..... 0/3</p> <p>Fourth Down Efficiency ..... 0.0%</p> <p>Total Net Yards ..... 362</p> <p>Avg Gain per Game ..... 362.0</p> <p>Total Offensive Plays ..... 74</p> <p>Avg Gain per Play ..... 4.9</p> <p>Net Yards Rushing ..... 94</p> <p>Avg Gain per Game ..... 94.0</p> <p>Total Rushing Plays ..... 22</p> <p>Avg Gain per Rush ..... 4.3</p> <p>Net Yards Passing ..... 268</p> <p>Avg Net Passing per Game ..... 268.0</p> <p>Lost Att to Pass ..... 4/28</p> <p>Gross Yards Passing ..... 296</p> <p>Attempts/Completions ..... 48/26</p> <p>Percent Complete ..... 54.2%</p> <p>Had Intercepted ..... 1</p> <p>Punts/Average ..... 6/38.0</p> <p>Net Punting Average ..... 29.8</p> <p>Punt Returns/Average ..... 1/5.0</p> <p>Kickoff Return/Average ..... 3/14.0</p> <p>Intercepts/Average Return ..... 1/2.0</p> <p>Penalties/Yards ..... 6/41</p> <p>Fumbles/Ball Lost ..... 2/1</p> <p>Touchdowns ..... 0</p> <p>By Rushing ..... 0</p> <p>By Passing ..... 0</p> <p>By Returns ..... 0</p> <p>Extra Points ..... 0/0</p> <p>Field Goals ..... 1/1</p> <p>Safeties ..... 0</p> <p>Total Points ..... 3</p> <p>Avg. Per Game ..... 3.0</p>	<p><b>OPP.</b></p> <p>31:44</p> <p>21</p> <p>9</p> <p>11</p> <p>1</p> <p>4/15</p> <p>26.7%</p> <p>0/0</p> <p>0.0%</p> <p>355</p> <p>355.0</p> <p>72</p> <p>4.9</p> <p>174</p> <p>41</p> <p>4.2</p> <p>181</p> <p>181.0</p> <p>0/0</p> <p>181</p> <p>31/15</p> <p>48.4%</p> <p>1</p> <p>5/36.6</p> <p>31.6</p> <p>4/7.3</p> <p>2/17.5</p> <p>1/15.0</p> <p>5/45</p> <p>0/0</p> <p>2</p> <p>0</p> <p>2</p> <p>0</p> <p>2/2</p> <p>1/4</p> <p>0</p> <p>17.0</p>	<p><b>Scoring</b></p> <p>Wersching .. 0</p> <p>49ers ..... 0</p> <p>Opponents .. 0</p>	<p><b>TR TP TRT FG PAT SF TP</b></p> <p>0 0 0 1-1 0-0 0 3</p> <p>0 0 0 1-1 0-0 0 3</p> <p>0 2 0 1-4 2-2 0 17</p>	<p><b>Rushing</b></p> <p>Att. Yds. Avg. LG TD</p> <p>Tyler ..... 10 61 6.1 14 0</p> <p>Craig ..... 9 23 2.6 8 0</p> <p>Monroe ..... 1 10 10.0 10 0</p> <p>Harmon ..... 1 0 0.0 0 0</p> <p>Montana ..... 1 0 0.0 0 0</p> <p>49ers ..... 22 94 4.3 14 0</p> <p>Opponents ... 41 174 4.2 30 0</p>	<p><b>Receiving</b></p> <p>No. Yds. Avg. LG TD</p> <p>Clark ..... 8 120 15.0 36 0</p> <p>Rice ..... 4 45 11.3 20 0</p> <p>Francis ..... 4 39 9.8 20 0</p> <p>Frank ..... 3 25 8.3 15 0</p> <p>Ring ..... 3 19 6.3 11 0</p> <p>Craig ..... 2 18 9.0 14 0</p> <p>Harmon ..... 1 16 16.0 16 0</p> <p>Wilson ..... 1 14 14.0 14 0</p> <p>49ERS ..... 26 296 11.4 36 0</p> <p>Opponents ... 15 181 12.1 21 2</p>	<p><b>Interceptions</b></p> <p>No. Yds. Avg. LG TD</p> <p>Williamson .. 1 2 2.0 2 0</p> <p>49ers ..... 1 2 2.0 2 0</p> <p>Opponents ... 1 15 15.0 15 0</p>	<p><b>Kickoff Returns</b></p> <p>No. Yds. Avg. LG TD</p> <p>Monroe ..... 3 42 14.0 17 0</p> <p>49ers ..... 3 42 14.0 17 0</p> <p>Opponents ... 2 35 17.5 18 0</p>
---	--	--	--	--	---	--	---

### SCORE BY QUARTERS

	1	2	3	4	OT	Total
49ers .....	0	3	0	0	0	3
Opponents	3	7	7	0	0	17

Field Goals	1	20	30	40	50+	Total
Wersching.	0-0	1-1	0-0	0-0	0-0	1-1
49ers .....	0-0	1-1	0-0	0-0	0-0	1-1
Opponents	0-0	0-0	0-2	1-2	0-0	1-4
Wersching: (21')						

### INDIVIDUAL STATISTICS

<p><b>Punting</b></p> <p>No. Yds. Avg. TB 1-20 LG Bk</p> <p>Runager ..... 6 228 38.0 1 1 46 0</p> <p>49ers ..... 6 228 38.0 1 1 46 0</p> <p>Opponents ... 5 183 36.6 1 1 46 0</p>	<p><b>Punt Returns</b></p> <p>No. Yds. Avg. FC LG TD</p> <p>McLemore .... 1 5 5.0 1 5 0</p> <p>49ers ..... 1 5 5.0 1 5 0</p> <p>Opponents ... 4 29 7.3 0 12 0</p>
---	---

<p><b>Passing</b></p> <p>Att. Comp. Yds. Pct. Avg./Att. TD Int. Pct. Int. LG TK/ Lost Rating</p> <p>Montana .. 47 26 296 55.3 6.30 0 0.0 0 2.1 36 4/28 65.7</p> <p>Rice ..... 1 0 0 0.0 0.00 0 0.0 0 0.0 0 0/0 0.0</p> <p>49ers ..... 48 26 296 54.2 6.17 0 0.0 1 2.1 36 4/28 64.2</p> <p>Opponents 31 15 181 48.4 5.84 2 6.5 1 3.2 21 0/0 75.1</p>
---

# 1985 Season At A Glance

## VIKINGS 28, 49ERS 21 — Minnesota — Sept. 8

49ERS .....	7	0	0	14-21	
VIKINGS .....	0	0	7	21-28	
49ERS — Craig 10 run (Wershing kick)				1:41	(2-24)
VIKINGS — Rice 1 run (Stenerud kick)				13:59	(7-78)
49ERS — Craig 18 pass from Montana (Wershing kick)				2:11	(8-70)
VIKINGS — Jones 44 pass from Kramer (Stenerud kick)				4:40	(4-66)
49ERS — Craig 19 pass from Montana (Wershing kick)				8:54	(8-62)
VIKINGS — Anderson 1 run (Stenerud kick)				12:04	(2-1)
VIKINGS — Brown 10 run (Stenerud kick)				13:11	(3-34)

	49ERS	VIKINGS		49ERS	VIKINGS
First Downs .....	29	15	Passes (Att/Comp/Int)	43-25-2	25-12-0
Total Net Yards .....	489	268	Punts-Average .....	4-43.5	9-43.6
Net Yards Rushing .....	217	86	Fumbles-Lost .....	7-5	1-1
Net Yards Passing .....	272	182	Penalties-Yards .....	10-69	7-59

### INDIVIDUAL STATISTICS

#### Rushing

49ERS — Craig 13 for 78, 1 TD; Tyler 21 for 125; Montana 4 for 14; Harmon 1 for 0.  
 VIKINGS — Nelson 14 for 43; Anderson 8 for 23, 1 TD; Kramer 4 for 3; Rice 5 for 7, 1 TD; Brown 1 for 10, 1 TD.

#### Passing

49ERS — Montana 24 for 38, 265 yards, 2 TDs, 2 Ints.; Cavanaugh 1 for 5, 17 yards.  
 VIKINGS — Kramer 12 for 25, 191 yards, 1 TD.

#### Receiving

49ERS — Craig 7 for 72, 2 TDs; Solomon 5 for 40; Frank 2 for 14; Rice 4 for 67; Clark 3 for 49; Tyler 1 for 11; Cooper 1 for 9; Wilson 2 for 20.

VIKINGS — Carter 1 for 15; Anderson 2 for 46; Jones 2 for 48, 1 TD; Brown 1 for 4; Jordan 2 for 33; Nelson 2 for 13; Lewis 2 for 32.

#### Defensive Leaders

49ERS — Turner 7 total tackles (5 solo); Ellison 7 total tackles; Carter 1 sack for 9 yards; Board 1 fumble recovery.

VIKINGS — Bess 10 total tackles (7 solo); 1 interception, 1 fumble recovery; Browner 9 total tackles (all solo), 3 fumble recoveries; Mullaney 7 total tackles, 1 interception (15 yard return); Martin 1 fumble recovery; Nord 9 total tackles (6 solo); Studwell 8 total tackles (5 solo).

## 49ERS 35, FALCONS 16 — San Francisco — Sept. 15

FALCONS .....	7	3	3	3-16	
49ERS .....	0	0	14	21-35	
FALCONS — Allen 17 pass from Bartkowski (Luckhurst kick)				7:04	(10-66)
FALCONS — FG Luckhurst 24				5:49	(13-33)
49ERS — Craig 9 run (Wershing kick)				3:42	(3-33)
FALCONS — FG Luckhurst 48				9:25	(10-31)
49ERS — Montana 1 run (Wershing kick)				12:01	(4-21)
49ERS — Clark 9 pass from Montana (Wershing kick)				0:30	(5-47)
49ERS — Craig 62 run (Wershing kick)				3:14	(3-71)
FALCONS — FG Luckhurst 29				6:51	(12-59)
49ERS — Tyler 4 run (Wershing kick)				8:39	(1-4)

	FALCONS	49ERS		FALCONS	49ERS
First Downs .....	18	23	Passes (Att/Comp/Int)	38-23-0	26-19-1
Total Net Yards .....	253	380	Punts-Average .....	5-43.0	4-40.8
Net Yards Rushing .....	123	196	Fumbles-Lost .....	2-1	0-0
Net Yards Passing .....	130	184	Penalties-Yards .....	9-78	7-50

## INDIVIDUAL STATISTICS

### Rushing

FALCONS — Riggs 21 for 92; Austin 3 for 24; Archer 1 for 7; J. Washington 3 for 5; Donnelly 1 for 0; B. Johnson 1 for -5.

49ERS — Craig 11 for 107, 2 TDs; Tyler 10 for 54, 1 TD; Montana 4 for 33, 1 TD; Ring 3 for 9; Harmon 1 for 0; Rice 1 for -7.

### Passing

FALCONS — Bartkowski 19 for 30, 150 yards, 1 TD; Archer 4 for 8, 30 yards.

49ERS — Montana 19 for 26, 204 yards, 1 TD, 1 Int.

### Receiving

FALCONS — Bailey 4 for 48; B. Johnson 4 for 23; Allen 3 for 36, 1 TD; Cox 3 for 18; Riggs 3 for 15; Brown 2 for 21; C. Benson 2 for 9; Matthews 1 for 6; J. Washington 1 for 4.

49ERS — Craig 6 for 77; Solomon 5 for 48; Clark 4 for 31, 1 TD; Rice 2 for 35; Francis 2 for 13.

### Defensive Leaders

FALCONS — Case 10 total tackles, 1 sack for 11 yards; Butler 7 total tackles, 1 interception (no return), 4 passed defended; Pitts 7 total tackles, ½ sack for 2½ yards.

49ERS — Shell 11 total tackles (8 solo); Lott 9 total tackles, 1½ sack for 11½ yards, 1 pass defended; Walter 7 total tackles, 1 sack for 8 yards; Wright 3 passes defended; Ring 1 forced fumble, 1 fumble recovery.

## 49ERS 34, RAIDERS 10 — Los Angeles — Sept. 22

49ERS	.....	10	3	14	7-34	
RAIDERS	.....	3	0	0	7-10	
49ERS	— Craig 20 pass from Montana (Wersching kick)				3:06	(4-48)
RAIDERS	— FG Bahr 24				8:16	(10-85)
49ERS	— FG Wersching 22				11:55	(8-59)
49ERS	— FG Wersching 26				14:59	(9-66)
49ERS	— Clark 14 pass from Montana (Wersching kick)				12:33	(9-80)
49ERS	— McColl 28 fumble return (Wersching kick)				14:57	(0-0)
RAIDERS	— Wilson 1 run (Bahr kick)				6:45	(1-34)
						(+1 penalty)
49ERS	— Ring 9 run (Wersching kick)				13:56	(2-12)

	49ERS	RAIDERS	49ERS	RAIDERS
First Downs	..... 17	20	Passes (Att/Comp/Int)	26-15-0 40-24-2
Total Net Yards	..... 352	280	Punts-Average	..... 5-45.8 5-37.6
Net Yards Rushing	..... 115	83	Fumbles-Lost	..... 2-2 3-1
Net Yards Passing	..... 237	197	Penalties-Yards	..... 8-79 9-69

## INDIVIDUAL STATISTICS

### Rushing

49ERS — Tyler 14 for 46; Craig 10 for 34; Montana 4 for 23; Ring 2 for 12, 1 TD.

RAIDERS — Allen 12 for 59; Hawkins 6 for 13; Jensen 2 for 9; King 1 for 1; Wilson 1 for 1, 1 TD; Plunkett 1 for 0.

### Passing

49ERS — Montana 14 for 24, 255 yards, 2 TDs; Cavanaugh 1 for 2, 11 yards.

RAIDERS — Plunkett 23 for 34, 258 yards, 1 Int.; Wilson 1 for 6, 10 yards, 1 Int.

### Receiving

49ERS — Craig 5 for 61, 1 TD; Rice 3 for 94; Francis 3 for 48; Clark 2 for 34, 1 TD; Harmon 1 for 15; Solomon 1 for 14.

RAIDERS — Allen 8 for 53; Christensen 5 for 46; Williams 4 for 55; Hester 3 for 77; Hawkins 3 for 29; Smith 1 for 8.

### Defensive Leaders

49ERS — Ellison 13 total tackles; Walter 11 total tackles; Shell 9 total tackles, 1 sack for 9 yards, 1 interception (33 yards returned); Board 6 total tackles, 4 sacks for 28 yards; McColl 1 fumble recovery (returned for 28 yard TD); Lott 1 interception; Stuckey 1 forced fumble, 1 sack for 11 yards; Stover 2 sacks for 16 yards; Johnson 1 sack for 7 yards.

RAIDERS — McElroy 13 total tackles; Martin 10 total tackles, 1 sack for 5 yards, 1 fumble recovery, 1 forced fumble; McKenzie 7 total tackles; Barnes 7 total tackles (6 solo), 1 sack for 8 yards; Townsend 1 blocked kick; Alzado 1 forced fumble; Hayes 1 fumble recovery.

## SAINTS 20, 49ERS 17 — San Francisco — Sept. 29

SAINTS	0	10	3	7-20	
49ERS	0	7	3	7-17	
49ERS — Tyler 8 run (Wersching kick)				4:32	(4-28)
SAINTS — Gajan 5 run (Andersen kick)				14:21	(13-69)
SAINTS — FG Andersen 39				14:57	(2-9)
49ERS — FG Wersching 42				4:39	(6-29)
SAINTS — FG Andersen 39				10:45	(4-4)
49ERS — Craig 2 run (Wersching kick)				1:58	(11-79)
SAINTS — Goodlow 43 pass from Wilson (Andersen kick)				5:38	(3-83)
	<b>SAINTS</b>	<b>49ERS</b>		<b>SAINTS</b>	<b>49ERS</b>
First Downs	19	15	Passes (Att/Comp/Int)	30-15-2	26-12-2
Total Net Yards	354	231	Punts-Average	6-37.5	8-40.9
Net Yards Rushing	175	150	Fumbles-Lost	3-1	1-1
Net Yards Passing	179	81	Penalties-Yards	6-44	8-56

### INDIVIDUAL STATISTICS

#### Rushing

SAINTS — W. Wilson 24 for 108; Gajan 7 for 28, 1 TD; Campbell 6 for 26; D. Wilson 4 for 13.

49ERS — Tyler 17 for 85, 1 TD; Craig 8 for 37, 1 TD; Cooper 1 for 14; Montana 1 for 14.

#### Passing

SAINTS — D. Wilson 15 for 30, 189 yards, 1 TD, 2 Ints.

49ERS — Montana 12 for 26, 120 yards, 2 Ints.

#### Receiving

SAINTS — Brenner 4 for 57; Goodlow 3 for 59, 1 TD; Martin 2 for 25; Groth 2 for 15; W. Wilson 2 for 14; Gajan 1 for 10; Hardy 1 for 9.

49ERS — Clark 4 for 48; Craig 3 for 24; Francis 2 for 24; Solomon 2 for 16; Cooper 1 for 8.

#### Defensive Leaders

SAINTS — Redd 7 total tackles, 1 forced fumble; Waymer 6 total tackles; Poe 6 total tackles; Hoage 1 interception (5 yards returned); Del Rio 1 interception (2 yards returned); Paul 2 sacks for 13 yards; Clark 1 fumble recovery.

49ERS — Ellison 12 total tackles; Walter 11 total tackles, 1 interception; Tuiaosopo 8 total tackles (7 solo); Hicks 1 interception (25 yards returned); Lott 1 forced fumble and fumble recovery.

## 49ERS 38, FALCONS 17 — Atlanta — Oct. 6

49ERS	7	3	7	21-38	
FALCONS	0	3	0	14-17	
49ERS — Craig 46 pass from Montana (Wersching kick)				14:28	(10-81)
FALCONS — FG Luckhurst 45				3:15	(10-52)
49ERS — FG Wersching 37				14:55	(10-69)
49ERS — Tyler 14 pass from Montana (Wersching kick)				11:36	(9-80)
FALCONS — Archer 29 run (Luckhurst kick)				:08	(6-75)
49ERS — Rice 25 pass from Montana (Wersching kick)				3:14	(7-67)
49ERS — Frank 5 pass from Montana (Wersching kick)				3:34	(1-5)
FALCONS — Holly 20 run (Luckhurst kick)				11:01	(7-64)
49ERS — Clark 32 pass from Montana (Wersching kick)				11:12	(1-32)
	<b>49ERS</b>	<b>FALCONS</b>		<b>49ERS</b>	<b>FALCONS</b>
First Downs	30	22	Passes (Att/Comp/Int)	57-37-0	45-31-0
Total Net Yards	499	386	Punts-Average	4-36.0	6-39.0
Net Yards Rushing	79	115	Fumbles-Lost	1-0	2-2
Net Yards Passing	420	271	Penalties-Yards	8-60	6-45

### INDIVIDUAL STATISTICS

#### Rushing

49ERS — Montana 4 for 6; Tyler 11 for 57; Craig 3 for 15; Ring 1 for 1.

FALCONS — Riggs 13 for 43; J. Washington 1 for 4; Archer 2 for 36, 1 TD; Holly 2 for 32, 1 TD.

## Passing

49ERS — Montana 37 for 57, 429 yards, 5 TDs.

FALCONS — Bartkowski 11 for 18, 116 yards; Archer 9 for 11, 87 yards; Holly 11 for 16, 132 yards.

## Receiving

49ERS — Tyler 6 for 56, 1 TD; Solomon 2 for 18; Craig 12 for 167, 1 TD; Clark 6 for 80, 1 TD; Rice 3 for 42, 1 TD; Francis 5 for 49; Frank 2 for 14, 1 TD; Harmon 1 for 3.

FALCONS — Riggs 5 for 45; Cox 4 for 61; J. Washington 6 for 51; Austin 1 for 21; B. Johnson 8 for 89; Allen 2 for 26; Bailey 3 for 33; C. Benson 1 for 3; Whisenhunt 1 for 6.

## Defense Leaders

49ERS — Williamson 7 total tackles; Hicks 6 total tackles; Turner 5 total tackles; Wright 5 total tackles, 4 passes defended; Board 1 forced fumble; Shell 1 fumble recovery; Stover 2 sacks for 11 yards.

FALCONS — Case 10 total tackles (8 solo), 3 passes defended; Butler 9 total tackles, 3 passes defended; Cason 8 total tackles (all solo), 3 passes defended.

## BEARS 26, 49ERS 10 — San Francisco — Oct. 13

BEARS	13	3	0	10-26
49ERS	0	10	0	0-10
BEARS — Payton 3 run (Butler kick)				2:29 (6-73)
BEARS — FG Butler 34				7:42 (6-45)
BEARS — FG Butler 38				10:06 (5-4)
BEARS — FG Butler 27				1:05 (11-29)
49ERS — Williamson 43 interception return (Wersching kick)				6:03 (0-0)
49ERS — FG Wersching 32				14:11 (15-65)
BEARS — FG Butler 29				1:51 (12-67)
BEARS — Payton 17 run (Butler kick)				11:19 (13-66)
	<b>BEARS</b>	<b>49ERS</b>	<b>BEARS</b>	<b>49ERS</b>
First Downs	22	11	31-18-1	29-17-0
Total Net Yards	372	183	Punts-Average	3-45.0 7-47.6
Net Yards Rushing	189	67	Fumbles-Lost	1-0 4-2
Net Yards Passing	183	116	Penalties-Yards	7-45 13-94

## INDIVIDUAL STATISTICS

### Rushing

BEARS — Payton 24 for 132, 2 TDs; McMahon 4 for 24; Suhey 6 for 22; Gault 1 for 5; Perry 2 for 4; Gentry 1 for 3; Sanders 1 for -1.

49ERS — Craig 4 for 42; Tyler 6 for 25; Montana 2 for 0.

### Passing

BEARS — McMahon 18 for 31, 186 yards, 1 Int.

49ERS — Montana 17 for 29, 160 yards.

### Receiving

BEARS — Payton 5 for 34; Suhey 5 for 25; Wrightman 3 for 56; Gault 3 for 50; Margerum 2 for 21.

49ERS — Clark 4 for 41; Tyler 4 for 36; Rice 3 for 37; Ring 2 for 14; Francis 2 for 13; Craig 1 for 14; Harmon 1 for 5.

### Defensive Leaders

BEARS — Fencik and Singletary 6 total tackles each; Wilson 1 fumble recovery; Hampton 1 forced fumble, 1 fumble recovery; Marshall 2 sacks for 9 yards, 1 forced fumble; Dent 2 sacks for 13 yards.

49ERS — Lott and Ellison 9 total tackles each; Hicks 7 total tackles (6 solo) Williamson 1 interception returned for 43 yard TD; Stover 6 total tackles, 1 sack for 3 yards.

## LIONS 23, 49ERS 21 — Detroit — Oct. 20

49ERS	14	0	0	7-21
LIONS	7	13	3	0-23
LIONS — Mandley 63 punt return (Murray kick)				1:41 (0-0)
49ERS — Montana 1 run (Wersching kick)				8:05 (13-70)
49ERS — McIntyre end zone fumble recovery (Wersching kick)				14:27 (0-0)
LIONS — J. Jones 2 run (Murray kick)				1:32 (5-58)
LIONS — FG Murray 24				6:41 (8-42)
LIONS — FG Murray 41				14:37 (10-57)
LIONS — FG Murray 45				13:59 (8-37)

49ERS — Craig 11 run (Wersching kick)

2:59 (10-95)

	49ERS	LIONS	49ERS	LIONS
First Downs	21	15	29-16-1	20-10-0
Total Net Yards	304	292	Punts-Average	6-38.0 5-39.8
Net Yards Rushing	208	162	Fumbles-Lost	0-0 1-1
Net Yards Passing	96	130	Penalties-Yards	3-15 4-45

**INDIVIDUAL STATISTICS****Rushing**

49ERS — Tyler 16 for 107; Craig 16 for 80, 1 TD; Montana 2 for 17, 1 TD; Solomon 1 for 6; Cooper 1 for -2.

LIONS — J. Jones 30 for 116, 1 TD; Nichols 1 for 15; Moore 3 for 14; Ferguson 3 for 11; Montgomery 2 for 6; Black 1 for 0.

**Passing**

49ERS — Montana 15 for 26, 97 yards, 1 Int.; Cavanaugh 1 for 3, 3 yards.

LIONS — Hipple 4 for 8, 80 yards; Ferguson 6 for 12, 61 yards.

**Receiving**

49ERS — Craig 6 for 43; Clark 2 for 23; Francis 2 for 9; Tyler 2 for 6; Wilson 1 for 8; Monroe 1 for 5; Rice 1 for 3; Solomon 1 for 3.

LIONS — Nichols 3 for 53; Lewis 2 for 32; Thompson 2 for 29; Mandley 1 for 14; Moore 1 for 8; J. Jones 1 for 5.

**Defensive Leaders**

49ERS — Stover 8 total tackles; Lott 8 total tackles (all solo); McColl 6 total tackles (5 solo); McIntyre 1 TD fumble recovery.

LIONS — J. Williams 8 total tackles (7 solo); Graham 8 total tackles; Allerman 7 total tackles; Johnson 1 interception (2 yards returned).

**49ERS 28, RAMS 14 — Los Angeles — Oct. 27**

49ERS	14	14	0	0-28
RAMS	0	0	7	7-14
49ERS — Craig 14 run (Wersching kick)				5:08 (13-79)
49ERS — Tyler 9 pass from Montana (Wersching kick)				14:20 (9-88)
49ERS — Clark 8 pass from Montana (Wersching kick)				7:30 (5-88)
49ERS — Craig 35 pass from Montana (Wersching kick)				13:39 (5-60)
RAMS — Ellard 23 pass from Brock (Lansford kick)				5:08 (9-80)
RAMS — Hunter 3 pass from Brock (Lansford kick)				14:54 (6-44)

	49ERS	RAMS	49ERS	RAMS
First Downs	23	25	36-23-0	51-35-3
Total Net Yards	429	401	Punts-Average	4-40.5 4-39.3
Net Yards Rushing	139	82	Fumbles-Lost	1-1 3-1
Net Yards Passing	290	319	Penalties-Yards	6-45 10-62

**INDIVIDUAL STATISTICS****Rushing**

49ERS — Craig 14 for 63, 1 TD; Tyler 11 for 57; Montana 2 for 4; Harmon 1 for 4; Cavanaugh 2 for 10; Ring 1 for 1.

RAMS — Dickerson 12 for 61; Redden 2 for 18; Brock 2 for 1; Ellard 1 for 2.

**Passing**

49ERS — Montana 22 for 30, 306 yards, 3 TDs; Solomon 0 for 1; Cavanaugh 1 for 5, -3 yards.

RAMS — Brock 35 for 51, 344 yards, 2 TDs, 3 Ints.

**Receiving**

49ERS — Tyler 3 for 24, 1 TD; Craig 6 for 132, 1 TD; Harmon 2 for 46; Francis 5 for 44; Clark 3 for 29, 1 TD; Solomon 2 for 11; Rice 2 for 17.

RAMS — Redden 5 for 24; Ellard 9 for 120, 1 TD; Dickerson 3 for 12; Young 4 for 37; Duckworth 3 for 46; D. Hill for 35; Brown 1 for 15; Hunter 7 for 55, 1 TD.

**Defensive Leaders**

49ERS — Williamson 9 total tackles (7 solo); Lott 9 total tackles (7 solo), 1 interception (0 yards returned); Ellison 8 total tackles, 1 fumble recovery; Walter and Stuckey 1 forced fumble each; Hicks 7 total tackles (6 solo), 1 interception (22 yards returned); Wright 1 interception (0 yards returned).

RAMS — Collins 11 total tackles (9 solo); Johnson 9 total tackles, 2 passes defended; Green 9 total tackles; Ekern 8 total tackles; Owens 7 total tackles, 2 sacks for 10 yards; Gray 1 forced fumble, Brady 1 fumble recovery; Jeter 1 blocked kick (field goal attempt).

## 49ERS 24, EAGLES 13 — San Francisco — Nov. 3

EAGLES	3	0	10	0-13
49ERS	7	7	10	0-24
49ERS — Tyler 2 run (Wersching kick)				7:03 (14-80)
EAGLES — FG McFadden 36				13:09 (11-66)
49ERS — Rice 14 pass from Cavanaugh (Wersching kick)				13:46 (8-84)
49ERS — Tyler 3 run (Wersching kick)				6:40 (11-71)
EAGLES — Quick 82 pass from Jaworski (McFadden kick)				7:02 (1-82)
EAGLES — FG McFadden 44				8:41 (4-2)
49ERS — FG Wersching 36				12:59 (10-61)

	EAGLES	49ERS	EAGLES	49ERS
First Downs	20	24	Passes (Att/Comp/Int) 48-24-3	32-20-1
Total Net Yards	427	364	Punts-Average	4-35.0
Net Yards Rushing	61	137	Fumbles-Lost	3-2
Net Yards Passing	366	227	Penalties-Yards	10-55
				5-45

### INDIVIDUAL STATISTICS

#### Rushing

EAGLES — E. Jackson 12 for 40; Haddix 4 for 21.

49ERS — Craig 18 for 91; Tyler 14 for 37, 2 TDs; Rice 1 for 8; Harmon 1 for 1.

#### Passing

EAGLES — Jaworski 24 for 48, 394 yards, 1 TD, 3 Ints.

49ERS — Cavanaugh 20 for 32, 255 yards, 1 TD, 1 Int.

#### Receiving

EAGLES — Quick 6 for 146, 1 TD; Hunter 5 for 75; K. Jackson 4 for 45; Spagnola 3 for 56; Johnson 2 for 32; Haddix 2 for 16; E. Jackson 1 for 14; Little 1 for 10.

49ERS — Craig 7 for 76; Rice 3 for 70, 1 TD; Clark 3 for 37; Cooper 2 for 28; Francis 2 for 22; Solomon 2 for 16; Harmon 1 for 6.

#### Defensive Leaders

EAGLES — Cobb 12 total tackles; Ellis 7 total tackles; Young 7 total tackles; Edwards 1 fumble recovery; Hopkins 1 interception, 1 forced fumble; Reeves 1 fumble recovery; Johnson 1 forced fumble.

49ERS — Williamson 7 total tackles (6 solo), 1 interception (12 yards returned); McLemore 6 total tackles (5 solo); Board 5 total tackles, 1 sack for 10 yards; Fuller 1 interception (4 yards returned), 1 forced fumble; Hicks 1 fumble recovery; Stuckey 1 fumble recovery; Turner 1 forced fumble; Lott 1 interception (25 yards returned).

## BRONCOS 17, 49ERS 16 — Denver - Nov. 11

49ERS	0	3	10	3-16
BRONCOS	7	7	0	3-17
BRONCOS — Lang 3 pass from Elway (Karlis kick)				10:13 (8-37)
49ERS — FG Wersching 26				0:04 (7-32)
BRONCOS — Watson 6 pass from Elway (Karlis kick)				6:01 (5-67)
49ERS — Wilson 13 pass from Montana (Wersching kick)				4:19 (4-68)
49ERS — FG Wersching 22				7:32 (8-35)
49ERS — FG Wersching 45				11:14 (6-35)
BRONCOS — FG Karlis 24				13:33 (9-63)

	49ERS	BRONCOS	49ERS	BRONCOS
First Downs	16	18	Passes (Att/Comp/Int) 41-17-0	42-20-1
Total Net Yards	341	336	Punts-Average	8-33.9
Net Yards Rushing	138	121	Fumbles-Lost	1-0
Net Yards Passing	203	215	Penalties-Yards	3-57
				2-14

### INDIVIDUAL STATISTICS

#### Rushing

49ERS — Craig 22 for 117; Harmon 7 for 21.

BRONCOS — Winder 18 for 51; V. Johnson 1 for -2; Norman 1 for 0; Lang 3 for 26; Elway 3 for 16; Willhite 9 for 30.

#### Passing

49ERS — Montana 17 for 40, 222 yards, 1 TD; Cavanaugh 0 for 1.

BRONCOS — Elway 20 for 42, 215 yards, 2 TDs, 1 Int.

**Receiving**

49ERS — Rice 4 for 67; Clark 3 for 26; Harmon 3 for 12; Frank 1 for 14; Craig 3 for 21; Wilson 2 for 57, 1 TD; Francis 1 for 25.

BRONCOS — Watson 5 for 61, 1 TD; Winder 1 for 3; Lang 1 for 3, 1 TD; V. Johnson 6 for 92; Sampson 2 for 23; J. Wright 1 for 9; Kay 2 for 25; Willhite 2 for -1.

**Defensive Leaders**

49ERS — Lott 8 total tackles (all solo), 1 interception (18 yards returned); Ellison, Turner and Walter 6 total tackles each (all solo).

BRONCOS — Mecklenburg 6 total tackles (all solo); Carter 5 total tackles (all solo); Townsend 4 total tackles, 1 sack for 10 yards; Smith 4 total tackles, 1 sack for 9 yards.

**49ERS 31, CHIEFS 3 — San Francisco — Nov. 17**

CHIEFS	3	0	0	0-3
49ERS	3	14	7	7-31
49ERS — FG Wersching 41				6:48 (8-29)
CHIEFS — FG Lowery 46				9:45 (4-1)
49ERS — Craig 1 run (Wersching kick)				1:17 (7-29)
49ERS — Montana 1 run (Wersching kick)				5:31 (7-80)
49ERS — Clark 22 pass from Montana (Wersching kick)				5:15 (9-72)
49ERS — Francis 8 pass from Montana (Wersching kick)				4:29 (6-64)
	<b>CHIEFS</b>	<b>49ERS</b>	<b>49ERS</b>	<b>CHIEFS</b>
First Downs	12	24	46-22-0	36-24-0
Total Net Yards	200	417	Punts-Average	11-39.3 6-38.8
Net Yards Rushing	75	163	Fumbles-Lost	3-2 3-1
Net Yards Passing	125	254	Penalties-Yards	4-34 6-50

**INDIVIDUAL STATISTICS****Rushing**

CHIEFS — Pruitt 10 for 33; Smith 2 for 27; Heard 4 for 13; Kenney 3 for 2.

49ERS — Tyler 16 for 111; Craig 15 for 55, 1 TD; Montana 2 for 2, 1 TD; Cavanaugh 1 for -2; Harmon 1 for -3.

**Passing**

CHIEFS — Kenney 12 for 26, 74 yards; Blackledge 10 for 20, 77 yards.

49ERS — Montana 23 for 34, 235 yards, 2 TDs; Cavanaugh 1 for 2, 19 yards.

**Receiving**

CHIEFS — Smith 5 for 21; Carson 3 for 40; W. Arnold 3 for 20; Heard 3 for 13; Hayes 2 for 16; Horton 2 for 13; Pruitt 2 for 12; Paige 1 for 8; Hancock 1 for 8.

49ERS — Craig 8 for 70; Francis 5 for 48, 1 TD; Clark 3 for 77, 1 TD; Tyler 3 for 18; Monroe 2 for 9; Rice 1 for 19; Wilson 1 for 9; Frank 1 for 4.

**Defensive Leaders**

CHIEFS — Cherry 10 total tackles; Blanton 8 total tackles; Radecic 8 total tackles, 1 fumble recovery; Daniels, Hamm and Jolly 1 forced fumble each; Cocroft 1 fumble recovery.

49ERS — Ellison 7 total tackles; Turner 7 total tackles, 1 sack for 10 yards; Walter 6 total tackles; Board 1 forced fumble, 1 sack for 7 yards; Dean 1 sack for 9 yards, 1 fumble recovery.

**49ERS 19, SEAHAWKS 6 — San Francisco — Nov. 25**

SEAHAWKS	0	0	0	6-6
49ERS	0	12	0	7-19
49ERS — Solomon 27 pass from Montana (Wersching kick)				2:35 (4-66)
49ERS — Harty safety (tackle on Warner)				7:40 (0-0)
49ERS — FG Wersching 32				15:00 (4-26)
49ERS — Clark 22 pass from Montana (Wersching kick)				3:47 (6-80)
SEAHAWKS — Merriman blocked punt recovery (kick failed)				13:05 (0-0)
	<b>SEAHAWKS</b>	<b>49ERS</b>	<b>SEAHAWKS</b>	<b>49ERS</b>
First Downs	15	21	41-17-2	34-17-3
Total Net Yards	252	376	Punts-Average	8-36.5 7-32.1
Net Yards Rushing	75	146	Fumbles-Lost	1-0 2-1
Net Yards Passing	177	230	Penalties-Yards	13-93 3-30

## INDIVIDUAL STATISTICS

### Rushing

SEAHAWKS — Warner 19 for 48; Lane 6 for 20; Krieg 1 for 7.

49ERS — Tyler 13 for 70; Craig 15 for 54; Montana 6 for 23; Harmon 1 for 3; Rice 1 for -4.

### Passing

SEAHAWKS — Krieg 11 for 30, 139 yards, 1 Int.; Gilbert 6 for 11, 73 yards, 1 Int.

49ERS — Montana 17 for 33, 237 yards, 2 TDs, 3 Ints.; Harmon 0 for 1.

### Receiving

SEAHAWKS — Largent 4 for 91; Skansi 3 for 34; Turner 3 for 33; Warner 3 for 23; C. Young 2 for 17; Lane 1 for 8; Walker 1 for 6.

49ERS — Craig 6 for 76; Clark 4 for 42, 1 TD; Rice 2 for 42; Francis 2 for 38; Solomon 2 for 33, 1 TD; Monroe 1 for 6.

### Defensive Leaders

SEAHAWKS — F. Young and Jackson 8 total tackles each; Butler and Gaines 7 total tackles each; Taylor, Harris and Brown 1 interception each (Brown returned 6 yards); Green 1 blocked punt; Merriman 1 fumble recovery (in endzone for TD).

49ERS — Shell 7 total tackles, 1 sack for 16 yards; Carter 7 total tackles, 1 sack for 9 yards, 1 blocked PAT; Wright 6 total tackles; Williamson 1 interception (82 yards returned); McLemore 1 interception (0 yards returned); Harty safety (tackle on Warner).

## 49ERS 35, REDSKINS 8 — Washington — Dec. 1

49ERS	7	14	7	7-35
REDSKINS	3	5	0	0-8
49ERS	— Monroe 95 kickoff return (Wersching kick)			:20 (0-0)
REDSKINS	— FG Moseley 25			9:20 (5-19)
REDSKINS	— Hamel safety			5:36 (0-0)
49ERS	— Tyler 1 run (Wersching kick)			7:41 (3-42)
49ERS	— Turner 65 fumble return (Wersching kick)			11:07 (0-0)
REDSKINS	— FG Moseley 21			14:13 (10-69)
49ERS	— Tyler 4 run (Wersching kick)			5:15 (5-34)
				1 Penalty
49ERS	— Francis 8 pass from Montana (Wersching kick)			6:43 (15-80)

	49ERS	REDSKINS	49ERS	REDSKINS
First Downs	15	21	25-13-0	58-30-2
Total Net Yards	224	398	5-41.0	4-43.2
Net Yards Rushing	107	87	2-1	3-3
Net Yards Passing	117	311	3-25	5-35

## INDIVIDUAL STATISTICS

### Rushing

49ERS — Tyler 13 for 50, 2 TDs; Craig 15 for 61; Montana 2 for -3; Harmon 1 for 2; Cavanaugh 1 for -3.

REDSKINS — Riggins 10 for 39; Griffin 11 for 48; Monk 1 for 0.

### Passing

49ERS — Montana 11 for 22, 119 yards, 1 TD; Cavanaugh 2 for 3, 15 yards.

REDSKINS — Schroeder 30 for 58, 348 yards, 2 Ints.

### Receiving

49ERS — Craig 2 for 10; Tyler 1 for 3; Solomon 1 for 39; Francis 4 for 48, 1 TD; Clark 3 for 21; Monroe 1 for 9; Frank 1 for 4.

REDSKINS — Monk 8 for 150; Clark 10 for 116; Griffin 5 for 31; Didier 5 for 38; Warren 2 for 13.

### Defensive Leaders

49ERS — Dwight Hicks 10 total tackles (all solo), 1 interception (6 yards returned), 1 forced fumble; Lott 7 total tackles (all solo), 1 interception (5 yards returned); Carter 6 total tackles (all solo), 1 sack for 8 yards, 1 forced fumble; Fuller 1 forced fumble, 1 sack for 12 yards; Stover and Ellison 1 fumble recovery each; Turner 1 fumble recovery returned for 65 yard TD.

REDSKINS — Jordan 7 total tackles (all solo); Cherry 5 total tackles, 1 forced fumble; Kaufman 5 total tackles; Green 1 fumble recovery; Coleman 1 sack for 17 yards.

## RAMS 27, 49ERS 20 — San Francisco — Dec. 9

RAMS .....	0	3	7	17-27	
49ERS .....	0	7	6	7-20	
49ERS — Clark 7 pass from Montana (Wersching kick)				0:06	(3-11)
RAMS — FG Lansford 25				6:08	(11-72)
RAMS — Brown 86 kickoff return (Lansford kick)				0:14	(0-0)
49ERS — Rice 66 pass from Montana (kick blocked)				1:50	(3-77)
RAMS — FG Lansford 29				5:28	(9-68)
49ERS — Craig 1 pass from Montana (Wersching kick)				9:22	(7-76)
RAMS — Ellard 39 pass from Brock (Lansford kick)				9:52	(2-66)
RAMS — Green 41 interception return (Lansford kick)				11:36	(0-0)
	<b>RAMS</b>	<b>49ERS</b>		<b>RAMS</b>	<b>49ERS</b>
First Downs .....	12	22	Passes (Att/Comp/Int)	22-16-0	36-26-2
Total Net Yards .....	264	410	Punts-Average .....	5-42.6	5-30.8
Net Yards Rushing .....	114	110	Fumbles-Lost .....	1-1	1-1
Net Yards Passing .....	150	300	Penalties-Yards .....	4-17	7-76

### INDIVIDUAL STATISTICS

#### Rushing

RAMS — Dickerson 16 for 97; Redden 7 for 15; Brock 1 for 2.

49ERS — Craig 19 for 56; Tyler 9 for 43; Rice 2 for 14; Montana 1 for -3.

#### Passing

RAMS — Brock 16 for 22, 160 yards, 1 TD.

49ERS — Montana 26 for 36, 328 yards, 3 TDs, 2 Ints.

#### Receiving

RAMS — Ellard 7 for 98 1 TD; D. Hill 4 for 25; Hunter 2 for 10; Brown 1 for 15; Dickerson 1 for 8; Young 1 for 4.

49ERS — Rice 10 for 241; Craig 7 for 41, 1 TD; Monroe 5 for 22; Francis 2 for 13; Clark 1 for 7, 1 TD; Solomon 1 for 4.

#### Defensive Leaders

RAMS — Irvin 10 total tackles; Collis 9 tackles; Wilcher 7 total tackles, 1 sack for 9 yards; Newsome 1 interception; Green 1 interception (returned 41 yards for TD); Jeter 1 forced fumble and 1 fumble recovery; Miller 1 blocked kick (PAT).

49ERS — Carter 7 total tackles (all solo); Turner and Lott 5 total tackles each; Shell 1 sack for 6 yards; Board 1 sack for 4 yards.

## 49ERS 31, SAINTS 19 — New Orleans — Dec. 15

49ERS .....	0	7	10	14-31	
SAINTS .....	0	9	7	3-19	
49ERS — Clark 26 pass from Montana (Wersching kick)				10:25	(9-83)
SAINTS — FG Andersen 46				12:24	(6-55)
SAINTS — Warren 42 blocked FG return (kick failed)				13:59	(0-0)
SAINTS — Goodlow 76 pass from Hebert (Andersen kick)				2:15	(1-76)
49ERS — Wilson 52 pass from Montana (Wersching kick)				1:55	(4-80)
49ERS — FG Wersching 24				7:14	(10-58)
SAINTS — FG Andersen 41				1:28	(11-31)
49ERS — Francis 17 pass from Montana (Wersching kick)				3:47	(4-80)
49ERS — Craig 15 run (Wersching kick)				8:19	(6-64)
	<b>49ERS</b>	<b>SAINTS</b>		<b>49ERS</b>	<b>SAINTS</b>
First Downs .....	27	14	Passes (Att/Comp/Int)	38-25-1	34-20-0
Total Net Yards .....	500	289	Punts-Average .....	5-43.8	7-45.7
Net Yards Rushing .....	151	75	Fumbles-Lost .....	0-0	0-0
Net Yards Passing .....	349	214	Penalties-Yards .....	5-40	7-65

### INDIVIDUAL STATISTICS

#### Rushing

49ERS — Craig 18 for 88, 1 TD; Harmon 8 for 40; Montana 7 for 23.

SAINTS — W. Wilson 13 for 27; Campbell 6 for 20; Anthony 2 for 18; Hebert 2 for 10.

#### Passing

49ERS — Montana 25 for 38, 354 yards, 3 TDs, 1 Int.

SAINTS — Hebert 20 for 34, 254 yards, 1 TD.

### Receiving

49ERS — Craig 8 for 82; Rice 4 for 82; Clark 4 for 61, 1 TD; Harmon 3 for 31; Wilson 4 for 71, 1 TD; Francis 2 for 27, 1 TD.

SAINTS — Anthony 1 for -1; Brenner 2 for 10; W. Wilson 8 for 47; Groth 2 for 21; Goodlow 5 for 135, 1 TD; Tice 1 for 30; Campbell 1 for 12.

### Defensive Leaders

49ERS — Lott 11 total tackles (10 solo); Turner 8 total tackles, 1 sack for 4 yards; Wright 6 total tackles, Board 1 sack for 14 yards.

SAINTS — Redd 10 total tackles; Hoage 9 total tackles, 1 interception; Del Rio 8 total tackles; Poe 8 total tackles; Warren 1 blocked FG and fumble recovery (returned for 42 yard TD).

## 49ERS 31, COWBOYS 16 — San Francisco — Dec. 22

COWBOYS .....	7	9	0	0-16
49ERS .....	0	10	14	7-31
COWBOYS — Cosbie 1 pass from Hogeboom (Septien kick)				5:41 (12-86)
COWBOYS — FG Septien 29				3:04 (10-36)
COWBOYS — FG Septien 48				7:43 (8-35)
49ERS — Clark 49 pass from Montana (Wersching kick)				11:06 (5-82)
COWBOYS — FG Septien 41				14:28 (8-55)
49ERS — FG Wersching 39				15:00 (5-48)
49ERS — Craig 4 run (Wersching kick)				7:19 (7-44)
49ERS — Rice 15 run (Wersching kick)				14:38 (5-45)
49ERS — Clark 24 pass from Montana (Wersching kick)				5:09 (5-61)

	COWBOYS	49ERS	COWBOYS	49ERS
First Downs .....	25	22	Passes (Att/Comp/Int) 50-29-2	35-25-1
Total Net Yards .....	419	421	Punts-Average .....	3-35.3
Net Yards Rushing .....	60	109	Fumbles-Lost .....	3-2
Net Yards Passing .....	359	312	Penalties-Yards .....	3-18
				10-77

### INDIVIDUAL STATISTICS

#### Rushing

COWBOYS — Dorsett 19 for 49; Fowler 2 for 5; Newsome 8 for 4; Hogeboom 1 for 2.

49ERS — Craig 13 for 72, 1 TD; Harmon 6 for 24; Rice 1 for 15, 1 TD; Ring 1 for 0, Solomon 1 for -2.

#### Passing

COWBOYS — Hogeboom 28 for 49, 389 yards, 1 TD, 2 Ints.; Pelluer 1 for 1, 8 yards.

49ERS — Montana 24 for 34, 322 yards, 2 TDs, 1 Int.; Cavanaugh 1 for 1, 17 yards.

#### Receiving

COWBOYS — Renfro 9 for 164; Powe 7 for 127; Newsome 4 for 31; Cosbie 3 for 40; 1 TD; Dorsett 3 for 25; Fowler 3 for 10.

49ERS — Rice 7 for 111; Clark 5 for 99, 2 TDs; Francis 5 for 57; Craig 5 for 50; Harmon 2 for 5; Solomon 1 for 17.

#### Defensive Leaders

COWBOYS — Lockhart 8 total tackles (all solo), 1 forced fumble; Downs 6 total tackles (all solo); Hegman 6 total tackles, 1 sack for 8 yards; Walls 1 interception; Clinksdale 1 fumble recovery.

49ERS — Lott 9 total tackles (8 solo), 1 interception (returned 20 yards); Ellison 8 total tackles, 1 sack for 8 yards; McLemore 7 total tackles (all solo); Hicks 1 interception (returned 15 yards), 1 fumble recovery (returned 9 yards); Turner 1 sack for 8 yards, 1 fumble recovery; Dean and Nixon 1 forced fumble each.

## Niners' Notes

On October 4, 1959, Y.A. Tittle's pass against the Los Angeles Rams was partially blocked. Tittle caught his own pass and ran for 4 yards.

# GIANTS 17, 49ERS 3 — New York — Dec. 29

## NFC WILD CARD GAME

49ERS .....	0	3	0	0-3
GIANTS .....	3	7	7	0-17
GIANTS — FG Schubert 47				3:57 (7-34)
GIANTS — Bavaro 18 pass from Simms (Schubert kick)				6:40 (4-38)
49ERS — FG Wersching 21				14:38 (16-85)
GIANTS — Hasselbeck 3 pass from Simms (Schubert kick)				4:04 (8-77)

	49ERS	GIANTS	49ERS	GIANTS
First Downs .....	19	21	48-26-1	31-15-1
Total Net Yards .....	362	355	Punts-Average .....	6-38.0 5-36.6
Net Yards Rushing .....	94	174	Fumbles-Lost .....	2-1 0-0
Net Yards Passing .....	268	181	Penalties-Yards .....	6-41 5-45

### INDIVIDUAL STATISTICS

#### Rushing

49ERS — Craig 9 for 23; Harmon 1 for 0; Tyler 10 for 61; Monroe 1 for 10; Montana 1 for 0.

GIANTS — Morris 28 for 141; Carpenter 4 for 25; Adams 4 for 13; Simms 5 for -5.

#### Passing

49ERS — Montana 26 for 47, 296 yards, 1 Int.; Rice 0 for 1.

GIANTS — Simms 15 for 31, 181 yards, 2 TDs, 1 Int.

#### Receiving

49ERS — Rice 4 for 45; Clark 8 for 120; Francis 4 for 39; Frank 3 for 25; Craig 2 for 18; Wilson 1 for 14; Harmon 1 for 16; Ring 3 for 19.

GIANTS — Carpenter 3 for 36; Adams 1 for 5; Manuel 3 for 56; Morris 1 for 5; Bavaro 5 for 67, 1 TD; Galbreath 1 for 9; Hasselbeck 1 for 3, 1 TD.

#### Defensive Leaders

49ERS — Keena Turner 7 total tackles (all solo); Jeff Fuller 6 total tackles (all solo); Carlton Williamson 1 interception (2 yards returned).

GIANTS — Lawrence Taylor 9 total tackles, 1 sack for 4 yards; Harry Carson 8 total tackles (all solo); Ted Watts 7 total tackles (all solo); Kenny Hill 7 total tackles; Jim Burt 2 sacks for 11; Byron Hunt 1 fumble recovery; Andy Headon 1 forced fumble; Terry Kinard 1 interception (15 yards returned).

## 49ers' Top-10 All-Time Attendance Figures (Home)

RANK	OPPONENT	ATTENDANCE	DATE	RESULTS
1.	Chicago @	61,040	1/06/85	49ers 23-0
2.	L.A. Rams +	60,581	12/09/85	Rams 27-20
3.	Dallas @	60,525	1/10/82	49ers 28-27
4.	Chicago	60,523	10/13/85	Bears 26-10
5.	N.Y. Giants # X	60,303	12/29/84	49ers 21-10
6.	L.A. Rams +	60,175	12/04/72	Rams 26-16
7.	Dallas	60,114	12/22/85	49ers 31-16
8.	L.A. Raiders	59,748	9/12/82	Raiders 23-17
9.	L.A. Rams *	59,743	12/14/84	49ers 19-16
10.	Washington +	59,707	9/10/84	49ers 37-31

+ Monday Night, # NFC Playoff Game, X Saturday, @ NFC Championship, \* Friday



HISTORY

# 49ers' Team-vs.-Team Results

(National Football League — 1950-Present)

49ers vs. Atlanta Falcons	W-21 L-17 T-0	(Pts. — S.F. 749, Atlanta 615)
1966—49ers 44-7 (A)	1973—49ers 13-9 (A)	1979—49ers 20-15 (SF)
1967—49ers 38-7 (SF)	Falcons 17-3 (SF)	Falcons 31-21 (A)
49ers 34-28 (A)	1974—49ers 16-10 (A)	1980—Falcons 20-17 (SF)
1968—49ers 28-13 (SF)	49ers 27-0 (SF)	Falcons 35-10 (A)
49ers 14-12 (A)	1975—Falcons 17-3 (SF)	1981—Falcons 34-17 (A)
1969—Falcons 24-12 (A)	Falcons 31-9 (A)	49ers 17-14 (SF)
Falcons 21-7 (SF)	1976—49ers 15-0 (SF)	1982—Falcons 17-7 (SF)
1970—Falcons 21-0 (A)	Falcons 21-16 (A)	1983—49ers 24-20 (SF)
49ers 24-20 (SF)	1977—Falcons 7-0 (SF)	Falcons 28-24 (A)
1971—Falcons 20-17 (A)	49ers 10-3 (A)	1984—49ers 14-5 (SF)
49ers 24-3 (SF)	1978—Falcons 20-17 (SF)	49ers 35-17 (A)
1972—49ers 49-14 (A)	Falcons 21-10 (A)	1985—49ers 35-16 (SF)
49ers 20-0 (SF)		49ers 38-17 (A)

49ers vs. Buffalo Bills	W-1 L-2 T-0	(Pts. — S.F. 56, Buffalo 55)
1972—Bills 27-20 (B)	1980—Bills 18-13 (SF)	1983—49ers 23-10 (B)

49ers vs. Chicago Bears	W-23 L-24 T-1	(Pts. — S.F. 1,043, Chicago 1,039)
1950—Bears 32-20 (SF)	1959—49ers 20-17 (SF)	1967—Bears 28-14 (SF)
Bears 17-0 (C)	Bears 14-3 (C)	1968—Bears 27-19 (C)
1951—Bears 13-7 (C)	1960—Bears 27-10 (C)	1969—49ers 42-21 (SF)
1952—49ers 40-16 (C)	49ers 25-7 (SF)	1970—49ers 37-16 (C)
Bears 20-17 (SF)	1961—Bears 31-0 (C)	1971—49ers 13-0 (SF)
1953—49ers 35-28 (C)	49ers 41-31 (SF)	1972—49ers 34-21 (C)
49ers 24-14 (SF)	1962—Bears 30-14 (SF)	1974—49ers 34-0 (C)
1954—49ers 31-24 (C)	49ers 34-27 (C)	1975—49ers 31-3 (SF)
Bears 31-27 (SF)	1963—49ers 20-14 (SF)	1976—Bears 19-12 (SF)
1955—49ers 20-19 (C)	Bears 27-7 (C)	1978—Bears 16-13 (SF)
Bears 34-23 (SF)	1964—49ers 31-21 (SF)	1979—Bears 28-27 (SF)
1956—Bears 31-7 (C)	Bears 23-21 (C)	1981—49ers 28-17 (SF)
Bears 38-21 (SF)	1965—49ers 52-24 (SF)	1983—Bears 13-3 (C)
1957—49ers 21-17 (C)	Bears 61-20 (C)	1984—49ers 23-0 (SF)+
49ers 21-17 (SF)	1966—Tie 30-30 (C)	1985—Bears 26-10 (SF)
1958—Bears 28-6 (C)	49ers 41-14 (SF)	
Bears 27-14 (SF)		

49ers vs. Cincinnati Bengals	W-4, L-1, T-0	(Pts. — S.F. 101, Cincinnati 74)
1974—Bengals 21-3 (SF)	1981—49ers 28-3 (C)	1984—49ers 23-17 (SF)
1978—49ers 28-12 (SF)	49ers 26-21 (SB XVI)	

49ers vs. Cleveland Browns	W-4 L-8 T-0	(Pts. — Cleveland 255, S.F. 208)
1950—Browns 34-14 (C)	1959—49ers 21-20 (C)	1974—Browns 7-0 (C)
1951—49ers 24-10 (SF)	1962—Browns 13-10 (SF)	1978—Browns 24-7 (C)
1953—Browns 23-21 (C)	1968—Browns 33-21 (SF)	1981—Browns 15-12 (SF)
1955—Browns 38-3 (SF)	1970—49ers 34-31 (SF)	1984—49ers 41-7 (C)

+Postseason

<b>49ers vs. Dallas Cowboys</b>	<b>W-8 L-8 T-1</b>	<b>(Pts. — S.F. 430, Dallas 404)</b>
1960—49ers 26-14 (D)	1971—Cowboys 14-3 (D)+	1980—Cowboys 59-14 (D)
1963—49ers 31-24 (SF)	1972—49ers 31-10 (D)	1981—49ers 45-14 (SF)
1965—Cowboys 39-31 (D)	Cowboys 30-28 (SF)+	49ers 28-27 (SF)+
1967—49ers 24-16 (SF)	1974—Cowboys 20-14 (D)	1983—49ers 42-17 (SF)
1969—Tie 24-24 (D)	1977—Cowboys 42-35 (SF)	1985—49ers 31-16 (SF)
1970—Cowboys 17-10 (SF)+	1979—Cowboys 21-13 (SF)	

<b>49ers vs. Denver Broncos</b>	<b>W-2 L-3 T-0</b>	<b>(Pts. — Denver 126, S.F. 101)</b>
1970—49ers 19-14 (SF)	1973—49ers 36-34 (D)	1982—Broncos 24-21 (D)
	1979—Broncos 38-28 (SF)	1985—Broncos 17-16 (D)

<b>49ers vs. Detroit Lions</b>	<b>W-23 L-26 T-1</b>	<b>(Pts. — Detroit 1,142, S.F. 1,018)</b>
1950—Lions 24-7 (D)	1958—49ers 24-21 (SF)	1966—49ers 27-24 (SF)
49ers 28-27 (SF)	Lions 35-21 (D)	49ers 41-14 (D)
1951—49ers 20-10 (D)	1959—49ers 34-13 (D)	1967—Lions 45-3 (SF)
49ers 21-17 (SF)	49ers 33-7 (SF)	1968—49ers 14-7 (D)
1952—49ers 17-3 (SF)	1960—49ers 14-10 (D)	1969—Lions 26-14 (SF)
49ers 28-0 (D)	Lions 24-0 (SF)	1970—Lions 28-7 (D)
1953—Lions 24-21 (D)	1961—49ers 49-0 (D)	1971—49ers 31-27 (SF)
Lions 14-10 (SF)	Tie 20-20 (SF)	1973—Lions 30-20 (D)
1954—49ers 37-31 (SF)	1962—Lions 45-24 (D)	1974—Lions 17-13 (D)
Lions 48-7 (D)	Lions 38-24 (SF)	1975—Lions 28-17 (SF)
1955—49ers 27-24 (D)	1963—Lions 26-3 (D)	1977—49ers 28-7 (SF)
49ers 38-21 (SF)	Lions 45-7 (SF)	1978—Lions 33-14 (P)
1956—Lions 20-17 (D)	1964—Lions 26-17 (SF)	1980—Lions 17-13 (P)
Lions 17-13 (SF)	Lions 24-7 (D)	1981—Lions 24-17 (P)
1957—49ers 35-31 (SF)	1965—49ers 27-21 (D)	1983—49ers 24-23 (SF)+
Lions 31-10 (D)	49ers 17-14 (SF)	1984—49ers 30-27 (P)
Lions 31-27 (SF)+		1985—Lions 23-21 (D)

(P) = Pontiac

<b>49ers vs. Green Bay Packers</b>	<b>W-22 L-20 T-1</b>	<b>(Pts.—S.F. 885, Green Bay 829)</b>
1950—Packers 25-21 (GB)	1958—49ers 33-12 (M)	1965—Packers 27-10 (GB)
49ers 30-14 (SF)	49ers 48-21 (SF)	Tie 24-24 (SF)
1951—49ers 31-19 (SF)	1959—Packers 21-20 (GB)	1966—49ers 21-20 (SF)
1952—49ers 24-14 (SF)	Packers 36-14 (SF)	Packers 20-7 (M)
1953—49ers 37-7 (M)	1960—Packers 41-14 (M)	1967—Packers 13-0 (GB)
49ers 48-14 (SF)	Packers 13-0 (SF)	1968—49ers 27-20 (SF)
1954—49ers 23-17 (M)	1961—Packers 30-10 (GB)	1969—Packers 14-7 (M)
49ers 35-0 (SF)	49ers 22-21 (SF)	1970—49ers 26-10 (SF)
1955—Packers 27-21 (M)	1962—Packers 31-13 (M)	1972—Packers 34-24 (M)
Packers 28-7 (SF)	Packers 31-21 (SF)	1973—49ers 20-6 (SF)
1956—49ers 17-16 (GB)	1963—Packers 28-10 (M)	1974—49ers 7-6 (SF)
49ers 38-20 (SF)	Packers 21-17 (SF)	1976—49ers 26-14 (GB)
1957—49ers 24-14 (M)	1964—Packers 24-14 (M)	1977—Packers 16-14 (M)
49ers 27-20 (SF)	49ers 24-14 (SF)	1980—Packers 23-16 (M)
		1981—49ers 13-3 (M)

(M) = Milwaukee

+Postseason

**49ers vs. Houston Oilers**      **W-3 L-2 T-0**      **(Pts. — S.F. 124, Houston 94)**

1970—49ers 30-20 (H)	1978—Oilers 20-19 (H)	1984—49ers 34-21 (H)
1975—Oilers 27-13 (SF)	1981—49ers 28-6 (SF)	

**49ers vs. Indianapolis Colts**      **W-14 L-21 T-0**      **(Pts. — Indianapolis 836, S.F. 663)**

1953—49ers 38-21 (B)	1959—Colts 45-14 (B)	1965—Colts 27-24 (B)
49ers 45-14 (SF)	Colts 34-14 (SF)	Colts 34-28 (SF)
1954—Colts 17-13 (B)	1960—49ers 30-22 (B)	1966—Colts 36-14 (B)
49ers 10-7 (SF)	49ers 34-10 (SF)	Colts 30-14 (SF)
1955—Colts 26-14 (B)	1961—Colts 20-17 (B)	1967—Colts 41-7 (B)
49ers 35-24 (SF)	Colts 27-24 (SF)	Colts 26-9 (SF)
1956—49ers 20-17 (B)	1962—49ers 21-13 (B)	1968—Colts 27-10 (B)
49ers 30-17 (SF)	Colts 22-3 (SF)	Colts 42-14 (SF)
1957—Colts 27-21 (B)	1963—Colts 20-14 (SF)	1969—49ers 24-21 (B)
49ers 17-13 (SF)	Colts 20-3 (B)	49ers 20-17 (SF)
1958—Colts 35-27 (B)	1964—Colts 37-7 (B)	1972—49ers 24-21 (SF)
49ers 21-12 (SF)	Colts 14-3 (SF)	

(B) = Baltimore

**49ers vs. Kansas City Chiefs**      **W-3 L-1 T-0**      **(Pts. — S.F. 94, Kansas City 45)**

1971—Chiefs 26-17 (SF)	1982—49ers 26-13 (KC)	1985—49ers 31-3 (SF)
1975—49ers 20-3 (KC)		

**49ers vs. Los Angeles Raiders**      **W-2 L-3 T-0**      **(Pts. — S.F. 123, Raiders 98)**

1970—49ers 38-7 (O)	1974—Raiders 35-24 (SF)	1982—Raiders 23-17 (SF)
	1979—Raiders 23-10 (O)	1985—49ers 34-10 (LA)

(O) = Oakland

**49ers vs. Los Angeles Rams**      **W-26 L-44 T-2**      **(Pts. — Rams 1,754, S.F. 1,433)**

1950—Rams 35-14 (SF)	1962—Rams 28-14 (SF)	1974—Rams 37-14 (LA)
Rams 28-21 (LA)	49ers 24-17 (LA)	Rams 15-13 (SF)
1951—49ers 44-17 (SF)	1963—Rams 28-21 (LA)	1975—Rams 23-14 (SF)
Rams 23-16 (LA)	Rams 21-17 (SF)	49ers 24-23 (LA)
1952—Rams 35-9 (LA)	1964—Rams 42-14 (LA)	1976—49ers 16-0 (LA)
Rams 34-21 (SF)	49ers 28-7 (SF)	Rams 23-3 (SF)
1953—49ers 31-30 (SF)	1965—49ers 45-21 (LA)	1977—Rams 34-14 (LA)
49ers 31-27 (LA)	49ers 30-27 (SF)	Rams 23-10 (SF)
1954—Tie 24-24 (LA)	1966—Rams 34-3 (LA)	1978—Rams 27-10 (LA)
Rams 42-34 (SF)	49ers 21-13 (SF)	Rams 31-28 (SF)
1955—Rams 23-14 (SF)	1967—49ers 27-24 (LA)	1979—Rams 27-24 (LA)
Rams 27-14 (LA)	Rams 17-7 (SF)	Rams 26-20 (SF)
1956—49ers 33-30 (SF)	1968—Rams 24-10 (LA)	1980—Rams 48-26 (A)
Rams 30-6 (LA)	Tie 20-20 (SF)	Rams 31-17 (SF)
1957—49ers 23-20 (SF)	1969—Rams 27-21 (SF)	1981—49ers 20-17 (SF)
Rams 37-24 (LA)	Rams 41-30 (LA)	49ers 33-31 (A)
1958—Rams 33-3 (SF)	1970—49ers 20-6 (LA)	1982—49ers 30-24 (A)
Rams 56-7 (LA)	Rams 30-13 (SF)	Rams 21-20 (SF)
1959—49ers 34-0 (SF)	1971—Rams 20-13 (SF)	1983—Rams 10-7 (SF)
49ers 24-16 (LA)	Rams 17-6 (LA)	49ers 45-35 (A)
1960—49ers 13-9 (SF)	1972—Rams 31-7 (LA)	1984—49ers 33-0 (A)
49ers 23-7 (LA)	Rams 26-16 (SF)	49ers 19-16 (SF)
1961—49ers 35-0 (SF)	1973—Rams 40-20 (SF)	1985—49ers 28-14 (A)
Rams 17-7 (LA)	Rams 31-13 (LA)	Rams 27-20 (SF)

(A) = Anaheim

<b>49ers vs. Miami Dolphins</b>	<b>W-1 L-4 T-0</b>	<b>(Pts. — S.F. 96, Miami 93)</b>
1973—Dolphins 21-13 (M)	1980—Dolphins 17-13 (M)	1984—49ers 38-16 (SBXIX)
1977—Dolphins 19-15 (SF)	1983—Dolphins 20-17 (SF)	
<b>49ers vs. Minnesota Vikings</b>	<b>W-12 L-13 T-1</b>	<b>(Pts. — S.F. 627, Minnesota 574)</b>
1961—49ers 38-24 (M)	1965—Vikings 42-41 (SF)	1972—49ers 20-17 (SF)
49ers 38-28 (SF)	49ers 45-24 (M)	1973—Vikings 17-13 (SF)
1962—49ers 21-7 (SF)	1966—Tie 20-20 (SF)	1975—Vikings 27-17 (M)
49ers 35-12 (M)	Vikings 28-3 (M)	1976—49ers 20-16 (SF)
1963—Vikings 24-20 (SF)	1967—49ers 27-21 (M)	1977—Vikings 28-27 (M)
Vikings 45-14 (M)	1968—Vikings 30-20 (SF)	1979—Vikings 28-22 (M)
1964—Vikings 27-22 (SF)	1969—Vikings 10-7 (M)	1983—49ers 48-17 (M)
Vikings 24-7 (M)	1970—49ers 17-14 (M)+	1984—49ers 51-7 (SF)
	1971—49ers 13-9 (M)	1985—Vikings 28-21(M)
<b>49ers vs. New England Patriots</b>	<b>W-3 L-1 T-0</b>	<b>(Pts. — S.F. 97, New England 64)</b>
1971—49ers 27-10 (SF)	1975—Patriots 24-16 (F)	1980—49ers 21-17 (SF)
(F) = Foxboro		1983—49ers 33-13 (F)
<b>49ers vs. New Orleans Saints</b>	<b>W-22 L-9 T-2</b>	<b>(Pts. — S.F. 840, N.O. 568)</b>
1967—49ers 27-13 (SF)	1975—49ers 35-21 (SF)	1980—49ers 26-23 (NO)
1969—Saints 43-38 (NO)	49ers 16-6 (NO)	49ers 38-35# (SF)
1970—Tie 20-20 (SF)	1976—49ers 33-3 (SF)	1981—49ers 21-14 (SF)
49ers 38-27 (NO)	49ers 27-7 (NO)	49ers 21-17 (NO)
1971—49ers 38-20 (NO)	1977—49ers 10-7# (NO)	1982—Saints 23-20 (SF)
Saints 26-20 (SF)	49ers 20-17 (SF)	1983—49ers 32-13 (NO)
1972—49ers 37-2 (NO)	1978—Saints 14-7 (SF)	49ers 27-0 (SF)
Tie 20-20 (SF)	Saints 24-13 (NO)	1984—49ers 30-20 (SF)
1973—49ers 40-0 (SF)	1979—Saints 30-21 (SF)	49ers 35-3 (NO)
Saints 16-10 (NO)	Saints 31-20 (NO)	1985—Saints 20-17 (SF)
1974—49ers 17-13 (NO)		49ers 31-19 (NO)
49ers 35-21 (SF)		
<b>49ers vs. New York Giants</b>	<b>W-7 L-10 T-0</b>	<b>(Pts.— Giants 356, S.F. 326)</b>
1952—Giants 23-14 (NY)	1972—Giants 23-17 (SF)	1980—49ers 12-0 (SF)
1956—Giants 38-21 (SF)	1975—Giants 26-23 (SF)	1981—49ers 17-10 (SF)
1957—49ers 27-17 (NY)	1977—Giants 20-17 (NY)	49ers 38-24 (SF)+
1960—Giants 21-19 (SF)	1978—Giants 27-10 (NY)	1984—49ers 31-10 (NY)
1963—Giants 48-14 (NY)	1979—Giants 32-16 (NY)	49ers 21-10 (SF)+
1968—49ers 26-10 (NY)		1985—Giants 17-3 (NY)+
<b>49ers vs. New York Jets</b>	<b>W-3 L-1 T-0</b>	<b>(Pts — S.F. 91, Jets 81)</b>
1971—49ers 24-21 (NY)	1976—49ers 17-6 (SF)	1980—49ers 32-27 (NY)
		1983—Jets 27-13 (SF)
<b>49ers vs. Philadelphia Eagles</b>	<b>W-10 L-4 T-1</b>	<b>(Pts. — S.F. 361, Philadelphia 291)</b>
1951—Eagles 21-14 (P)	1964—49ers 28-24 (P)	1973—49ers 38-28 (SF)
1953—49ers 31-21 (SF)	1966—Eagles 35-34 (SF)	1975—Eagles 27-17 (P)
1956—Tie 10-10 (P)	1967—49ers 28-27 (P)	1983—Eagles 22-17 (SF)
1958—49ers 30-24 (P)	1969—49ers 14-13 (SF)	1984—49ers 21-9 (P)
1959—49ers 24-14 (SF)	1971—49ers 31-3 (P)	1985—49ers 24-13 (SF)

+Postseason

#Overtime

<b>49ers vs. Pittsburgh Steelers</b>	<b>W-6 L-6 T-0</b>	<b>(Pts. — Pittsburgh 258, S.F. 226)</b>
1951—49ers 28-24 (P)	1961—Steelers 20-10 (P)	1977—Steelers 27-0 (P)
1952—Steelers 24-7 (SF)	1965—49ers 27-17 (SF)	1978—Steelers 24-7 (SF)
1954—49ers 31-3 (SF)	1968—49ers 45-28 (P)	1981—49ers 17-14 (P)
1958—49ers 23-20 (SF)	1973—Steelers 37-14 (SF)	1984—Steelers 20-17 (SF)

<b>49ers vs. St. Louis Cardinals</b>	<b>W-6 L-7 T-0</b>	<b>(Pts. — S.F. 275, St. Louis 272)</b>
1951—Cardinals 27-21 (SF)*	1968—49ers 35-17 (SF)	1978—Cardinals 16-10 (SF)
1957—Cardinals 20-10 (SF)*	1971—49ers 26-14 (St.L)	1979—Cardinals 13-10 (St.L)
1962—49ers 24-17 (St.L)	1974—Cardinals 34-9 (SF)	1980—49ers 24-21 # (SF)
1964—Cardinals 23-13 (SF)	1976—Cardinals 23-20# (St.L)	1982—49ers 31-20 (St.L)
		1983—49ers 42-27 (St.L)

\* Chicago Cards

<b>49ers vs. San Diego Chargers</b>	<b>W-1 L-3 T-0</b>	<b>(Pts. — San Diego 88, S.F. 87)</b>
1972—49ers 34-3 (SF)	1976—Chargers 13-7# (SD)	1979—Chargers 31-9 (SD)
		1982—Chargers 41-37 (SF)

<b>49ers vs. Seattle Seahawks</b>	<b>W-2 L-1 T-0</b>	<b>(Pts. — S.F. 80, Seattle 62)</b>
1976—49ers 37-21 (S)	1979—Seahawks 35-24 (SF)	1985—49ers 19-6 (SF)

<b>49ers vs. Tampa Bay Bucs</b>	<b>W-5 L-1 T-0</b>	<b>(Pts. — S.F. 131, Tampa Bay 82)</b>
1977—49ers 20-10 (SF)	1979—49ers 23-7 (SF)	1983—49ers 35-21 (SF)
1978—49ers 6-3 (SF)	1980—Bucs 24-23 (SF)	1984—49ers 24-17 (SF)

<b>49ers vs. Washington Redskins</b>	<b>W-8 L-6 T-1</b>	<b>(Pts. — S.F. 367, Washington 294)</b>
1952—49ers 23-17 (W)	1969—Tie 17-17 (SF)	1978—Redskins 38-20 (W)
1954—49ers 41-7 (SF)	1970—49ers 26-17 (SF)	1981—49ers 30-17 (W)
1955—Redskins 7-0 (W)	1971—49ers 24-20 (SF)+	1983—Redskins 24-21 (W)+
1961—49ers 35-3 (SF)	1973—Redskins 33-9 (W)	1984—49ers 37-31 (SF)
1967—Redskins 31-28 (W)	1976—Redskins 24-21 (SF)	1985—49ers 35-8 (W)

#Overtime

+Postseason

## BOB HOSKINS AWARD

Eric Wright, San Francisco's Pro Bowl cornerback, received the 1985 Bob Hoskins Award for community Service.

For more information on Wright, the '85 Bob Hoskins Award winner, see his bio elsewhere in this guide.

## PREVIOUS WINNERS:

1980 — Randy Cross	1983 — Bill Ring
1981 — John Ayers	1984 — Dwaine Board
1982 — Freddie Solomon	1985 — Eric Wright

# Final Standings (1946-49)

## ALL-AMERICA FOOTBALL CONFERENCE

### 1946 SEASON

EASTERN DIVISION					Points	
	W	L	T	Pct.	For	Agst.
New York	10	3	1	.769	270	192
Brooklyn	3	10	1	.250	226	339
Buffalo	3	10	1	.250	249	370
Miami	3	11	0	.154	167	378
WESTERN DIVISION					Points	
Cleveland	12	2	0	.857	423	137
San Francisco	9	5	0	.643	307	189
Los Angeles	7	5	2	.583	305	290
Chicago	5	6	3	.455	263	315

#### Championship Game

Cleveland 14, New York 9

### 1947 SEASON

EASTERN DIVISION					Points	
	W	L	T	Pct.	For	Agst.
Buffalo	8	4	2	.667	320	288
New York	11	2	1	.846	378	239
Brooklyn	3	10	1	.231	181	340
Baltimore	2	11	1	.154	167	377
WESTERN DIVISION					Points	
Cleveland	12	1	1	.923	410	185
San Francisco	8	4	2	.667	327	264
Los Angeles	7	7	0	.500	328	256
Chicago	1	13	0	.071	263	425

#### Championship Game

Cleveland 14, New York 3

### 1948 SEASON

EASTERN DIVISION					Points	
	W	L	T	Pct.	For	Agst.
Buffalo	8*	7	0	.533	388	375
Baltimore	7	8*	0	.467	350	355
New York	6	8	0	.429	265	301
Brooklyn	2	12	0	.143	253	387
WESTERN DIVISION					Points	
Cleveland	14	0	0	1.000	389	190
San Francisco	12	2	0	.857	495	248
Los Angeles	7	7	0	.500	258	305
Chicago	1	13	0	.071	202	439

\*Includes divisional play-off game.

#### Championship Game

Cleveland 49, Buffalo 7

### 1949 SEASON

					Points	
	W	L	T	Pct.	For	Agst.
Cleveland	9	1	2	.900	339	171
San Francisco	9	3	0	.750	416	227
Brooklyn-NY	8	4	0	.667	196	206
Buffalo	5	5	2	.500	236	256
Chicago	4	8	0	.333	179	261
Los Angeles	4	8	0	.333	253	322
Baltimore	1	11	1	.083	172	341

#### First Round Play-Off Games

Cleveland 31, Buffalo 21

San Francisco 17, Brooklyn-NY 7

#### Championship Game

Cleveland 21, San Francisco 7

# 49ers' Year-By-Year Scores

## ALL-AMERICA FOOTBALL CONFERENCE

### 1946 (9-5)

Lawrence T. Shaw, Coach

L	7	New York Yankees/S-8	21
W	21	Miami Seahawks/S-15	14
W	32	Brooklyn Dodgers/S-22	13
L	7	At Chicago Rockets/S-29	21
W	34	At Miami Seahawks/O-7	7
W	23	At Los Angeles Dons/O-12	14
L	14	At Buffalo Bills/O-18	17
W	34	At Cleveland Browns/O-27	20
W	27	Buffalo Bills/N-2	14
L	7	Cleveland Browns/N-10	14
L	9	At New York Yankees/N-17	10
W	30	At Brooklyn Dodgers/N-24	14
W	14	Chicago Rockets/N-30	0
W	48	Los Angeles Dons/D-8	7
307			189

### 1947 (8-4-2)

Lawrence T. Shaw, Coach

W	23	Brooklyn Dodgers/A-31	7
W	17	Los Angeles Dons/S-7	14
W	14	Baltimore Colts/S-14	7
L	16	New York Yankees/S-21	21
W	41	At Buffalo Bills/S-28	24
T	28	At Baltimore Colts/O-5	28
W	42	Chicago Rockets/O-12	28
L	7	Cleveland Browns/O-26	14
W	26	At Los Angeles Dons/N-2	16
L	16	At New York Yankees/N-9	24
L	14	At Cleveland Browns/N-16	37
W	41	At Chicago Rockets/N-21	16
W	21	At Brooklyn Dodgers/N-27	7
T	21	Buffalo Bills/D-7	21
327			264

**1948 (12-2)**

Lawrence T. Shaw, Coach

W	35 Buffalo Bills/A-29	14
W	36 Brooklyn Dodgers/S-5	20
W	41 New York Yankees/S-12	0
W	36 Los Angeles Dons/S-19	14
W	38 At Buffalo Bills/S-26	28
W	31 At Chicago Rockets/O-1	14
W	56 At Baltimore Colts/O-10	14
W	21 At New York Yankees/O-17	7
W	21 Baltimore Colts/O-24	10
W	44 Chicago Rockets/N-7	21
L	7 At Cleveland Browns/N-14	14
W	63 At Brooklyn Dodgers/N-31	40
L	28 Cleveland Browns/N-28	31
W	38 At Los Angeles Dons/D-5	21
	495	248

**1949 (9-3/10-4)**

Lawrence T. Shaw, Coach

W	31 Baltimore Colts/A-28	17
---	-------------------------	----

W	42 Chicago Hornets/S-4	7
W	42 Los Angeles Dons/S-18	14
L	17 At Buffalo Bills/S-25	28
W	42 At Chicago Hornets/S-30	24
W	56 Cleveland Browns/O-9	28
W	51 Buffalo Bills/O-16	7
L	3 At New York Yankees/O-23	24
L	28 At Cleveland Browns/O-30	30
W	28 At Baltimore Colts/N-6	10
W	41 At Los Angeles Dons/N-13	24
W	35 New York Yankees/N-27	14
	416	227

**Playoff Game — Dec. 4**

(At San Francisco — Kezar)

W	17 New York Yankees	7
---	---------------------	---

**Championship Game — Dec. 11**

(At San Francisco — Kezar)

L	7 Cleveland Browns	21
---	--------------------	----

# 49ers' Year-By-Year Scores, Dates, Attendance

## NATIONAL FOOTBALL LEAGUE

**1950 (3-9)**

Lawrence T. Shaw, Coach

L	17 New York Yankees (29,600)/S-17	21
L	20 Chicago Bears (35,558)/S-24	32
L	14 Los Angeles Rams (27,262)/O-1	35
L	7 At Detroit (17,337)/O-8	24
L	24 At New York Yankees (5,740)/O-12	29
W	28 Detroit (27,350)/O-22	27
W	17 Baltimore (14,800)/O-29	14
L	21 At Los Angeles Rams (15,952)/N-5	28
L	14 At Cleveland (28,786)/N-12	34
L	0 At Chicago Bears (35,105)/N-19	17
L	21 At Green Bay (13,186)/N-26	25
W	30 Green Bay (19,204)/D-10	14
	213	300

**1952 (7-5)**

Lawrence T. Shaw, Coach

W	17 Detroit (52,750)/S-28	3
W	37 At Dallas Texans (12,566)/O-5	14
W	28 At Detroit (48,842)/O-12	0
W	40 At Chicago Bears (46,338)/O-19	16
W	48 Dallas Texans (26,887)/O-26	21
L	17 Chicago Bears (58,255)/N-2	20
L	14 At New York Giants (54,230)/N-9	23
W	23 At Washington (30,863)/N-16	17
L	9 At Los Angeles Rams (64,450)/N-23	35
L	21 Los Angeles Rams (49,420)/N-30	34
L	7 Pittsburgh (13,886)/D-7	24
W	24 Green Bay (17,579)/D-14	14
	285	221

**1951 (7-4-1)**

Lawrence T. Shaw, Coach

W	24 Cleveland (48,263)/S-30	10
L	14 At Philadelphia (23,827)/O-6	21
W	28 At Pittsburgh (27,124)/O-14	24
L	7 At Chicago Bears (42,296)/O-21	13
W	44 Los Angeles Rams (49,538)/O-28	17
L	16 At Los Angeles Rams (54,346)/N-4	23
W	19 New York Yankees (25,538)/N-11	14
L	21 Chicago Cards (19,658)/N-18	27
T	10 At New York Yankees (10,184)/N-25	10
W	20 At Detroit (46,467)/D-2	10
W	31 Green Bay (15,121)/D-9	19
W	21 Detroit (27,276)/D-16	17
	255	205

**1953 (9-3)**

Lawrence T. Shaw, Coach

W	31 Philadelphia (25,000)/S-27	21
W	31 Los Angeles Rams (41,446)/O-4	30
L	21 At Detroit (56,080)/O-11	24
W	35 At Chicago Bears (36,909)/O-18	28
L	10 Detroit (52,300)/O-25	14
W	24 Chicago Bears (26,308)/N-1	14
W	31 At Los Angeles Rams (85,856)/N-8	27
L	21 At Cleveland (80,698)/N-15	23
W	37 At G.B. in Milwaukee (16,378)/N-22	7
W	38 At Baltimore (26,005)/N-29	21
W	48 Green Bay (31,337)/D-6	14
W	45 Baltimore (23,932)/D-13	14
	372	237

**1954 (7-4-1)**

Lawrence T. Shaw, Coach

W	41 Washington (32,085)/S-26	7
T	24 At Los Angeles Rams (79,208)/O-3	24
W	23 At G.B. in Milwaukee (15,571)/O-10	17
W	27 At Chicago Bears (42,935)/O-17	24
W	37 Detroit (58,891)/O-24	31
L	27 Chicago Bears (49,833)/O-31	31
L	34 Los Angeles Rams (58,758)/N-7	42
L	7 At Detroit (58,431)/N-14	48
W	31 At Pittsburgh (37,001)/N-20	3
L	13 At Baltimore (23,875)/N-28	7
W	35 Green Bay (32,012)/D-5	0
W	10 Baltimore (25,456)/D-11	7
	313	251

**1955 (4-8)**

Norman P. Strader, Coach

L	14 Los Angeles Rams (58,772)/S-25	23
L	3 Cleveland (43,595)/O-2	38
W	20 At Chicago Bears (41,651)/O-9	19
W	27 At Detroit (50,179)/O-16	24
L	23 Chicago Bears (56,350)/O-23	34
W	38 Detroit (44,831)/O-30	21
L	14 At Los Angeles Rams (71,832)/N-6	27
L	0 At Washington (25,112)/N-13	7
L	21 At G.B. in Milwaukee (19,099)/N-20	27
L	14 At Baltimore (33,485)/N-27	26
L	7 Green Bay (32,897)/D-4	28
W	35 Baltimore (33,471)/D-11	24
	216	308

**1956 (5-6-1)**

Frank C. Albert, Coach

L	21 New York Giants (41,751)/S-30	38
W	33 Los Angeles Rams (56,489)/O-7	30
L	7 At Chicago Bears (47,526)/O-14	31
L	17 At Detroit (55,662)/O-21	20
L	21 Chicago Bears (52,612)/O-28	38
L	13 Detroit (46,708)/N-4	17
L	6 At Los Angeles Rams (69,828)/N-11	30
W	17 At Green Bay (17,986)/N-18	16
T	10 At Philadelphia (19,326)/N-25	10
W	20 At Baltimore (37,227)/D-2	17
W	38 Green Bay (32,433)/D-8	20
W	30 Baltimore (43,791)/D-16	17
	233	284

**1957 (8-4/8-5)**

Frank C. Albert, Coach

L	10 Chicago Cards (35,743)/S-29	20
W	23 Los Angeles Rams (59,637)/O-6	20
W	21 At Chicago Bears (45,310)/O-13	17
W	24 At G.B. in Milwaukee (18,919)/O-20	14
W	21 Chicago Bears (56,693)/O-27	17
W	35 Detroit (59,702)/N-3	31
L	24 At Los Angeles Rams (102,368)/N-10	37
L	10 At Detroit (56,915)/N-17	31
L	21 At Baltimore (50,073)/N-24	27
W	27 At New York Giants (54,121)/D-1	17
W	17 Baltimore (59,950)/D-8	13
W	27 Green Bay (59,100)/D-15	20
	287	295

**Playoff Game — Dec. 22**

(At San Francisco — Kezar)

L	27 Detroit (60,118)	31
---	---------------------	----

**1958 (6-6)**

Frank C. Albert, Coach

W	23 Pittsburgh (51,856)/S-28	20
L	3 Los Angeles Rams (59,826)/O-5	33
L	6 At Chicago Bears (45,310)/O-12	28
W	30 At Philadelphia (33,110)/O-19	24
L	14 Chicago Bears (59,441)/O-26	27
W	24 Detroit (59,350)/N-2	21
L	7 At Los Angeles Rams (95,082)/N-9	56
L	21 At Detroit (54,523)/N-16	35
W	33 At G.B. in Milwaukee (43,819)/N-23	12
L	27 At Baltimore (57,557)/N-30	35
W	48 Green Bay (50,793)/D-7	21
W	21 Baltimore (58,334)/D-14	12
	257	324

**1959 (7-5)**

Howard W. Hickey, Coach

W	24 Philadelphia (41,697)/S-27	14
W	34 Los Angeles Rams (56,028)/O-4	0
L	20 At Green Bay (32,150)/O-11	21
W	34 At Detroit (52,585)/O-18	13
W	20 Chicago Bears (59,045)/O-25	17
W	33 Detroit (59,064)/N-1	7
W	24 At Los Angeles Rams (94,276)/N-8	16
L	3 At Chicago Bears (42,157)/N-15	14
L	14 At Baltimore (56,007)/N-22	45
W	21 At Cleveland (53,763)/N-29	20
L	14 Baltimore (59,075)/D-5	34
L	14 Green Bay (55,997)/D-13	36
	255	237

**1960 (7-5)**

Howard W. Hickey, Coach

L	19 New York Giants (44,598)/S-25	21
W	13 Los Angeles Rams (53,633)/O-2	9
W	14 At Detroit (49,825)/O-9	10
L	10 At Chicago Bears (48,226)/O-16	27
L	14 At G.B. in Milwaukee (39,914)/O-23	41
W	25 Chicago Bears (55,071)/O-30	7
L	0 Detroit (48,447)/N-6	24
W	26 At Dallas (10,000)/N-20	14
W	30 At Baltimore (57,808)/N-27	22
W	23 At Los Angeles Rams (77,254)/D-4	7
L	0 Green Bay (53,612)/D-10	13
W	34 Baltimore (57,269)/D-18	10
	208	205

**1961 (7-6-1)**

Howard W. Hickey

W	35 Washington (43,412)/S-17	3
L	10 At Green Bay (38,624)/S-24	30
W	49 At Detroit (53,155)/O-1	0
W	35 Los Angeles Rams (59,004)/O-8	0
W	38 At Minnesota (34,415)/O-15	24
L	0 At Chicago Bears (49,070)/O-22	31
L	10 At Pittsburgh (19,686)/O-29	20
T	20 Detroit (56,878)/N-5	20
L	7 At Los Angeles Rams (63,766)/N-12	17
W	41 Chicago Bears (52,972)/N-19	31
W	38 Minnesota (43,905)/N-26	28
L	17 At Baltimore (57,641)/D-3	20
W	22 Green Bay (55,722)/D-10	21
L	24 Baltimore (45,517)/D-16	27
	346	272

**1962 (6-8)**

Howard W. Hickey, Coach

L	14 Chicago (46,052)/S-16	30
L	24 At Detroit (51,032)/S-23	45
W	21 Minnesota (38,407)/S-30	7
W	21 At Baltimore (54,148)/O-7	13
W	34 At Chicago (48,902)/O-14	27
L	13 At G.B. in Milwaukee (46,012)/O-21	31
L	14 Los Angeles Rams (51,033)/O-28	28
L	3 Baltimore (44,875)/N-4	22
L	24 Detroit (43,449)/N-11	38
W	24 At Los Angeles Rams (42,554)/N-18	17
W	24 At St. Louis (17,532)/N-25	17
W	35 At Minnesota (33,076)/D-2	12
L	21 Green Bay (53,769)/D-9	31
L	10 Cleveland (35,274)/D-15	13
	282	331

**1963 (2-12)**

Coach\*

L	20 Minnesota (30,781)/S-15	24
L	14 Baltimore (31,006)/S-22	20
L	14 At Minnesota (28,567)/S-29	45
L	3 At Detroit (44,088)/O-6	26
L	3 At Baltimore (56,962)/O-13	20
W	20 Chicago (35,837)/O-20	14
L	21 At Los Angeles Rams (45,532)/O-27	28
L	7 Detroit (33,511)/N-3	45
W	31 Dallas (29,563)/N-10	24
L	14 At New York Giants (62,982)/N-17	48
L	10 At G.B. in Milwaukee (45,905)/N-24	28
L	17 Los Angeles Rams (33,321)/D-1	21
L	7 At Chicago (46,994)/D-8	27
L	17 Green Bay (31,031)/D-14	21
	198	391

\* Coach Red Hickey resigned after third league game and Jack Christiansen was appointed his successor.

**1964 (4-10)**

Jack Christiansen, Coach

L	17 Detroit (33,204)/S-13	26
W	28 At Philadelphia (57,352)/S-20	24
L	13 St. Louis (30,969)/S-27	23
W	31 Chicago (33,132)/O-4	21
L	14 At G.B. in Milwaukee (47,380)/O-11	24
L	14 At Los Angeles Rams (54,355)/O-18	42
L	22 Minnesota (31,845)/O-25	27
L	7 At Baltimore (60,213)/N-1	37
L	7 At Minnesota (40,408)/N-8	24
W	24 Green Bay (38,483)/N-15	14
L	21 At Chicago (46,772)/N-22	23
L	3 Baltimore (33,642)/N-29	14
W	28 Los Angeles Rams (31,791)/D-6	7
L	7 At Detroit (41,854)/D-13	24
	236	330

**1965 (7-6-1)**

Jack Christiansen, Coach

W	52 Chicago (31,211)/S-19	24
W	27 Pittsburgh (28,161)/S-26	17
L	24 At Baltimore (57,342)/O-3	27
L	10 At Green Bay (50,858)/O-10	27
W	45 At Los Angeles Rams (34,703)/O-17	21

L	41 Minnesota (40,673)/O-24	42
L	28 Baltimore (43,575)/O-31	34
L	31 At Dallas (30,531)/N-7	39
W	27 At Detroit (52,570)/N-14	21
W	30 Los Angeles Rams (39,253)/N-21	27
W	45 At Minnesota (36,748)/N-28	24
W	17 Detroit (38,483)/D-5	14
L	20 At Chicago (43,400)/D-12	61
T	24 Green Bay (45,710)/D-19	24
	421	402

**1966 (6-6-2)**

Jack Christiansen, Coach

T	20 Minnesota (29,312)/S-11	20
L	14 At Baltimore (56,715)/S-25	36
L	3 At Los Angeles Rams (45,642)/S-30	34
W	21 Green Bay (39,290)/O-9	7
W	44 At Atlanta (54,788)/O-16	20
W	27 Detroit (36,745)/O-23	24
L	3 At Minnesota (45,007)/O-30	28
W	21 Los Angeles Rams (35,372)/N-6	13
T	30 At Chicago (47,079)/N-13	30
L	34 Philadelphia (31,993)/N-20	35
W	41 At Detroit (53,189)/N-24	14
L	7 At G.B. in Milwaukee (48,725)/D-4	20
W	41 Chicago (37,170)/D-11	14
L	14 Baltimore (40,005)/D-18	30
	320	325

**1967 (7-7)**

Jack Christiansen, Coach

W	27 At Minnesota (39,638)/S-17	21
W	38 Atlanta (30,207)/S-24	7
L	7 At Baltimore (60,238)/O-1	41
W	27 At Los Angeles Rams (60,424)/O-8	24
W	28 At Philadelphia (60,825)/O-15	27
W	27 New Orleans (34,285)/O-22	13
L	3 Detroit (37,990)/O-29	45
L	7 Los Angeles Rams (53,194)/N-5	17
L	28 At Washington (50,326)/N-12	31
L	0 At Green Bay (50,861)/N-19	13
L	9 Baltimore (44,815)/N-26	26
L	14 Chicago (25,613)/D-3	28
W	34 At Atlanta (51,798)/D-10	28
W	24 Dallas (27,182)/D-16	16
	273	337

**1968 (7-6-1)**

Dick Nolan, Coach

L	10 At Baltimore (56,864)/S-15	27
W	35 St. Louis (27,557)/S-22	17
W	28 Atlanta (27,477)/S-29	13
L	10 At Los Angeles Rams (69,520)/O-6	24
L	14 Baltimore (32,822)/O-13	42
W	26 At New York Giants (62,958)/O-20	10
W	14 At Detroit (53,555)/O-27	7
L	21 Cleveland (31,359)/N-3	33
L	19 At Chicago (46,978)/N-10	27
T	20 Los Angeles Rams (41,815)/N-17	20
W	45 At Pittsburgh (21,408)/N-24	28
W	27 Green Bay (47,218)/D-1	20
L	20 Minnesota (29,049)/D-8	30
W	14 At Atlanta (44,977)/D-15	12
	303	310

**1969 (4-8-2)**

Dick Nolan, Coach

L	12	At Atlanta (45,940)/S-21	24
L	7	At G.B. in Milwaukee (48,184)/S-28	14
T	17	Washington (35,184)/O-5	17
L	21	Los Angeles Rams (45,995)/O-12	27
L	7	Atlanta (28,684)/O-19	21
W	24	At Baltimore (60,238)/O-26	21
L	14	Detroit (35,100)/N-2	26
L	30	At Los Angeles Rams (73,975)/N-9	41
W	20	Baltimore (38,472)/N-16	17
L	38	At New Orleans (71,448)/N-23	43
T	24	At Dallas (62,348)/N-27	24
W	42	Chicago (32,826)/D-6	21
L	7	At Minnesota (43,028)/D-14	10
W	14	Philadelphia (25,391)/D-21	13
	277		319

**1970 (10-3-1/11-4-1)**

Dick Nolan, Coach

W	26	Washington (34,984)/S-20	17
W	34	Cleveland (37,502)/S-27	31
L	20	At Atlanta (58,850)/O-4	21
W	20	At Los Angeles Rams (77,272)/O-11	6
T	20	New Orleans (39,446)/O-18	20
W	19	Denver (39,515)/O-25	14
W	26	Green Bay (59,335)/N-1	10
W	37	At Chicago (45,607)/N-8	16
W	30	At Houston (43,040)/N-15	20
L	7	At Detroit (56,232)/N-22	28
L	13	Los Angeles Rams (59,602)/N-29	30
W	24	Atlanta (41,387)/D-6	20
W	38	At New Orleans (61,940)/D-13	27
W	38	At Oakland Raiders (54,535)/D-20	7
	352		267

**NFC PLAYOFF — DEC. 27**

(At Bloomington — Metropolitan)

W	17	Minnesota (45,103)	14
---	----	--------------------	----

**NFC CHAMPIONSHIP — JAN. 3**

(At San Francisco — Kezar)

L	10	Dallas (59,364)	17
---	----	-----------------	----

**1971 (9-5/10-6)**

Dick Nolan, Coach

L	17	At Atlanta (56,990)/S-19	20
W	38	At New Orleans (81,595)/S-26	20
W	31	At Philadelphia (65,358)/O-3	3
L	13	Los Angeles Rams (44,000)/O-10 +	20
W	13	Chicago (44,133)/O-17	0
W	26	At St. Louis (50,419)/O-24	14
W	27	New England (45,092)/O-31	10
W	13	At Minnesota (49,784)/N-7	9
L	20	New Orleans (45,138)/N-14	26
L	6	At Los Angeles Rams (80,050)/N-21	17
W	24	At New York Jets (62,936)/N-28	21
L	17	Kansas City (45,306)-MM/D-6	26
W	24	Atlanta (44,584)/D-12	3
W	31	Detroit (45,580)/D-19	27
	300		216

**NFC PLAYOFF — DEC. 26**

(At San Francisco — Candlestick)

W	24	Washington (45,327)	20
---	----	---------------------	----

**NFC CHAMPIONSHIP — JAN. 2**

(At Irving — Texas)

L	3	Dallas (63,409)	14
---	---	-----------------	----

**1972 (8-5-1/8-6-1)**

Dick Nolan, Coach

W	34	San Diego (56,906)*/S-17	3
L	20	At Buffalo (45,825)/S-24	27
W	37	At New Orleans (69,840)/O-1	2
L	7	At Los Angeles Rams (77,382)/O-8	31
L	17	New York Giants (53,284)/O-15	23
T	20	New Orleans (53,571)/O-22	20
W	49	At Atlanta (58,850)/O-29	14
L	24	At G.B. in Milwaukee (47,897)/N-5	34
W	24	Baltimore (57,225)/N-12	21
W	34	At Chicago (65,201)/N-19	21
W	31	At Dallas (65,214)/N-23	10
L	16	Los Angeles Rams (60,175)-MM/D-4	26
W	20	Atlanta (57,523)/D-10	0
W	20	Minnesota (58,502)/D-16	17
	353		249

**NFC PLAYOFF — DEC. 23**

(At San Francisco — Candlestick)

L	28	Dallas (59,746)	30
---	----	-----------------	----

\*Attendance from 1972 on is actual, does not include "no-shows".

**1973 (5-9)**

Dick Nolan, Coach

L	13	At Miami (68,275)/S-16	21
W	36	At Denver (50,966)/S-23	34
L	20	Los Angeles Rams (57,487)/S-30	40
W	13	At Atlanta (58,850)/O-7	9
L	13	Minnesota (56,438)/O-14	17
W	40	New Orleans (52,881)/O-21	0
L	3	Atlanta (56,825)/O-28	17
L	20	At Detroit (49,531)/N-4	30
L	9	At Washington (54,381)/N-11	33
L	13	At Los Angeles Rams (78,358)/N-18	31
W	20	Green Bay (49,244)-MM/N-26	6
W	38	Philadelphia (51,155)/D-2	28
L	10	At New Orleans (62,490)/D-9	16
L	14	Pittsburgh (52,752)/D-15	37
	262		319

**1974 (6-8)**

Dick Nolan, Coach

W	17	At New Orleans (65,071)/S-15	13
W	17	At Atlanta (47,686)/S-22	10
L	3	Cincinnati (49,895)/S-29	21
L	9	St. Louis (47,675)/O-6	34
L	13	At Detroit (45,199)-MM/O-14	17
L	14	At Los Angeles Rams (74,070)/O-20	37

+ First regular season 49ers' NFL game ever played at Candlestick Park — October 10, 1971.

L	24 Oakland Raiders (58,524)/O-27	35
L	13 Los Angeles Rams (57,526)/MN/N-4	15
L	14 At Dallas (50,018)/N-10	20
W	34 At Chicago (42,731)/N-17	0
W	27 Atlanta (45,435)/N-24	0
L	0 At Cleveland (24,559)/D-1	7
W	7 Green Bay (45,475)/D-8	6
W	35 New Orleans (40,418)/D-15	21
	226	236

### 1975 (5-9)

Dick Nolan, Coach

L	17 At Minnesota (48,418)/S-21	27
L	14 Los Angeles Rams (55,072)/S-28	23
W	20 At Kansas City (54,490)/O-5	3
L	3 Atlanta (43,719)/O-12	17
W	35 New Orleans (39,654)/O-19	21
L	16 At New England (60,358)/O-26	24
L	17 Detroit (42,683)/N-2	28
W	24 At Los Angeles Rams (78,995)/N-9	23
W	31 Chicago (41,319)/N-16	3
W	16 At New Orleans (40,328)/N-23	6
L	17 At Philadelphia (56,694)/N-30	27
L	13 Houston (43,767)/D-7	27
L	9 At Atlanta (38,501)/D-14	31
L	23 New York Giants (33,939)/D-21	26
	255	286

### 1976 (8-6)

Monte Clark, Coach

W	26 At Green Bay (54,628)/S-12	14
L	12 Chicago (44,158)/S-19	19
W	37 At Seattle (59,108)/S-26	21
W	17 New York Jets (42,961)/O-3	6
W	16 At Los Angeles Rams (84,483)/MN/O-11	0
W	33 New Orleans (43,160)/O-17	3
W	15 Atlanta (50,240)/SN/O-23	0
L	20 At St. Louis (50,365)/O-31	(OT)-23
L	21 Washington (56,134)/N-7	24
L	16 At Atlanta (20,058)/N-14	21
L	3 Los Angeles Rams (57,909)/N-21	23
W	20 Minnesota (56,775)/MN/N-29	16
L	7 At San Diego (33,539)/D-5	(OT)-13
W	27 At New Orleans (42,536)/D-12	7
	270	190

### 1977 (5-9)

Ken Meyer, Coach

L	0 At Pittsburgh (48,046)/MN/S-19	27
L	15 Miami (40,503)/S-25	19
L	14 At Los Angeles Rams (55,466)/O-2	34
L	0 Atlanta (38,009)/O-9	7
L	17 At New York Giants (70,366)/O-16	20
W	28 Detroit (39,392)/O-23	7
W	20 Tampa Bay (34,750)/O-30	10
W	10 At Atlanta (46,577)/N-6	3
W	10 At New Orleans (41,564)/N-13	(OT)-7
L	10 Los Angeles Rams (56,779)/N-20	23
W	20 New Orleans (33,702)/N-27	17
L	27 At Minnesota (40,745)/D-4	28
L	35 Dallas (55,848)/MN/D-12	42
L	14 At G.B. in Milwaukee (44,902)/D-18	16
	220	260

### 1978 (2-14)

Coach\*

L	7 At Cleveland (68,973)/S-3	24
L	14 Chicago (49,502)/S-10	16
L	19 At Houston (46,161)/S-17	20
L	10 At New York Giants (71,536)/S-24	27
W	28 Cincinnati (41,107)/O-1	12
L	10 At Los Angeles Rams (59,337)/O-8	27
L	7 New Orleans (37,671)/O-15	14
L	17 Atlanta (34,133)/O-22	20
L	20 At Washington (53,706)/O-29	38
L	10 At Atlanta (55,468)/N-5	21
L	10 St. Louis (33,155)/N-12	16
L	28 Los Angeles Rams (45,022)/N-19	31
L	7 Pittsburgh (51,657)/MN/N-27	24
L	13 At New Orleans (50,068)/D-3	24
W	6 Tampa Bay (30,931)/D-10	3
L	14 At Detroit (56,674)/D-17	33
	219	350

\* Pete McCulley was fired after 9 games and Fred O'Connor was appointed his successor.

### 1979 (2-14)

Bill Walsh, Coach

L	22 At Minnesota (46,539)/S-2	28
L	13 Dallas (56,728)/S-9	21
L	24 At Los Angeles Rams (44,303)/S-16	27
L	21 New Orleans (39,727)/S-23	30
L	9 At San Diego (50,893)/S-30	31
L	24 Seattle (44,592)/O-7	35
L	16 At New York Giants (70,352)/O-14	32
W	20 Atlanta (33,952)/O-21	15
L	27 Chicago (42,773)/O-28	28
L	10 At Oakland Raiders (52,764)/N-4	23
L	20 At New Orleans (65,551)/N-11	31
L	28 Denver (42,910)/N-18	38
L	20 Los Angeles Rams (49,282)/N-25	26
L	10 At St. Louis (41,593)/D-2	13
W	23 Tampa Bay (44,506)/D-9	7
L	21 At Atlanta (37,211)/D-16	31
	308	416

### 1980 (6-10)

Bill Walsh, Coach

W	26 At New Orleans (58,621)/S-7	21
W	24 St. Louis (49,999)/S-14	(OT)-21
W	37 At New York Jets (50,608)/S-21	27
L	17 Atlanta (56,518)/S-28	20
L	26 At Los Angeles Rams (62,188)/O-5	48
L	14 At Dallas (63,399)/O-12	59
L	17 Los Angeles Rams (55,360)/O-19	31
L	23 Tampa Bay (51,925)/O-26	24
L	13 At Detroit (78,845)/N-2	17
L	16 At G.B. in Milwaukee (54,475)/N-9	23
L	13 At Miami (45,135)/N-16	17
W	12 New York Giants (38,574)/N-23	0
W	21 New England (45,254)/N-30	17
W	38 New Orleans (37,949)/D-7	(OT)-35
L	10 At Atlanta (55,767)/D-14	35
L	13 Buffalo (37,476)/D-21	18
	320	415

**1981 (13-3/16-3)**

Bill Walsh, Coach

L	17	At Detroit (62,123)/S-6	24
W	28	Chicago (49,520)/S-13	17
L	17	At Atlanta (56,653)/S-20	34
W	21	New Orleans (44,433)/S-27	14
W	30	At Washington (51,843)/O-4	17
W	45	Dallas (57,574)/O-11	14
W	13	At G.B. in Milwaukee (50,171)/O-18	3
W	20	Los Angeles Rams (59,190)/O-25	17
W	17	At Pittsburgh (52,878)/N-1	14
W	17	Atlanta (59,127)/N-8	14
L	12	Cleveland (52,445)/N-15	15
W	33	At Los Angeles Rams (63,456)/N-22	31
W	17	New York Giants (57,186)/N-29	10
W	21	At Cincinnati (56,796)/D-6	3
W	28	Houston (55,707)/D-13	6
W	21	At New Orleans (43,639)/D-20	17
	357		250

**NFC PLAYOFF — JAN. 3**

(At San Francisco - Candlestick)

W	38	New York Giants (58,360)	24
---	----	--------------------------	----

**NFC CHAMPIONSHIP — JAN. 10**

(At San Francisco - Candlestick)

W	28	Dallas (60,525)	27
---	----	-----------------	----

**SUPER BOWL XVI — JAN. 24**

(At Pontiac, Michigan - Silverdome)

W	26	Cincinnati (81,270)	21
---	----	---------------------	----

**1982 (3-6)**

Bill Walsh, Coach

L	17	Los Angeles Raiders (59,748)/S-12	23
L	21	At Denver (73,899)/S-18	24
W	31	At St. Louis (38,064)/N-21	20
L	20	New Orleans (51,611)/N-28	23
W	30	At Los Angeles Rams (58,574)-THN/D-2	24
L	37	San Diego (51,988)-SA/D-11	41
L	7	Atlanta (53,234)-SUM/D-19	17
W	26	At Kansas City (24,319)/D-26	13
L	20	Los Angeles Rams (54,256)/J-2	21
	209		206

**1983 (10-6/11-7)**

Bill Walsh, Coach

L	17	Philadelphia (55,775)-SA/S-3	22
W	48	At Minnesota (58,167)-THN/S-8	17
W	42	At St. Louis (38,130)/S-18	27
W	24	Atlanta (57,814)/S-25	20
W	33	At New England (54,293)/O-2	13
L	7	Los Angeles Rams (59,119)/O-9	10
W	32	At New Orleans (68,134)/O-16	13
W	45	At Los Angeles Rams (66,070)/O-23	35
L	13	New York Jets (54,796)/O-30	27
L	17	Miami (57,832)/N-6	20
W	27	New Orleans (40,022)/N-13	0
L	24	At Atlanta (32,782)/N-20	28
L	3	At Chicago (40,483)/N-27	13
W	35	Tampa Bay (49,773)/D-4	21
W	23	At Buffalo (38,039)/D-11	10
W	42	Dallas (59,957)-MM/D-19	17
	432		293

**NFC PLAYOFF — DEC. 31**

(At San Francisco - Candlestick)

W	24	Detroit (58,386)-SA	23
---	----	---------------------	----

**NFC CHAMPIONSHIP — JAN. 8**

(At Washington, DC - RFK Stadium)

L	21	Washington (55,363)	24
---	----	---------------------	----

**NFC CHAMPIONSHIP — JAN. 6**

(At San Francisco - Candlestick)

W	23	Chicago (61,040)	0
---	----	------------------	---

**1984 (15-1/18-1)**

Bill Walsh, Coach

W	30	At Detroit (56,782)/S-2	27
W	37	Washington (59,707)-MM/S-10	31
W	30	New Orleans (57,611)/S-16	20
W	21	At Philadelphia (62,771)/S-23	9
W	14	Atlanta (57,990)/S-30	5
W	31	At New York Giants (76,112)-MM/O-8	10
L	17	Pittsburgh (59,110)/O-14	20
W	34	At Houston (39,900)/O-21	21
W	33	At Los Angeles Rams (65,481)/O-28	0
W	23	Cincinnati (58,234)/N-4	17
W	41	At Cleveland (60,092)/N-11	7
W	24	Tampa Bay (57,704)/N-18	17
W	35	At New Orleans (65,177)/N-25	3
W	35	At Atlanta (29,644)/D-2	17
W	51	Minnesota (56,670)-SA/D-8	7
W	19	Los Angeles Rams (59,743)-FW/D14	16
	475		227

**NFC PLAYOFF — DEC. 29**

(At San Francisco - Candlestick)

W	21	New York Giants (60,303)-SA	10
---	----	-----------------------------	----

**SUPER BOWL XIX — JAN. 20**

(At Palo Alto, California - Stanford Stadium)

W	38	Miami (84,059)	16
---	----	----------------	----

**1985 (10-6/0-1)**

Bill Walsh, Coach

L	21	At Minnesota (57,375)/S-8	28
W	35	Atlanta (58,923)/S-15	16
W	34	At Los Angeles Raiders (87,006)/S-22	10
L	17	New Orleans (58,053)/S-29	20
W	38	At Atlanta (44,740)/O-6	17
L	10	Chicago (60,523)/O-13	26
L	21	At Detroit (67,715)/O-20	23
W	28	At Los Angeles Rams (65,939)/O-27	14
W	24	Philadelphia (58,383)/N-3	13
L	16	At Denver (73,173)-MM/N-11	17
W	31	Kansas City (56,447)/N-17	3
W	19	Seattle (57,482)-MM/N-25	6
W	35	At Washington (51,321)/D-1	8
L	20	Los Angeles Rams (60,581)-MM/D-9	27
W	31	At New Orleans (46,065)/D-15	19
W	31	Dallas (60,114)/D-22	16

**NFC WILDCARD — DEC. 29**

(At Meadowlands, N.J. - Giants Stadium)

L	3	At New York Giants (75,842)	17
---	---	-----------------------------	----

# Preseason Results (Since 1946)

<b>1946 (2-0)</b>		
17	L.A. Dons (San Diego)	7
34	Chicago Rockets (Kezar)	14

<b>1947 (0-1)</b>		
7	L.A. Dons (Kezar)	14

<b>1948 (2-0)</b>		
42	L.A. Dons (Pasadena)	24
42	Baltimore (Kezar)	14

<b>1949 (2-0-1)</b>		
28	L.A. Dons (Los Angeles)	7
21	Buffalo (Kezar)	0
21	Cleveland (Cleveland)	21

<b>1950 (1-4)</b>		
12	Washington (Kezar)	31
10	Philadelphia (Kezar)	28
27	Baltimore (Baltimore)	14
21	Chicago Cards (Chicago)	28
10	Pittsburgh (Pittsburgh)	13

<b>1951 (4-1)</b>		
45	Washington (Kezar)	14
7	Chicago Bears (Kezar)	24
24	Pittsburgh (Syracuse)	7
20	Green Bay (Minneapolis)	0
37	Chicago Cards (Omaha)	17

<b>1952 (7-0)</b>		
79	San Francisco Broncos+ (Kezar)	0
35	Washington (Kezar)	0
38	Chicago Cards (Kezar)	14
17	L.A. Rams (Los Angeles)	7
29	Pittsburgh (Pittsburgh)	14
35	Cleveland (Akron)	31
76	San Jose Packers+ (San Jose)	0

<b>1953 (3-3-1)</b>		
42	Fort Ord# (Sacramento)	7
7	Cleveland (Kezar)	20
7	Washington (Kezar)	0
10	L.A. Rams (Los Angeles)	35
31	Philadelphia (San Antonio)	28
14	Chicago Cards (Kezar)	14
21	New York (New York)	28

<b>1954 (7-0)</b>		
42	Fort Ord# (Kezar)	14
43	New York (Kezar)	35
30	Washington (Sacramento)	7
42	Chicago Cards (Kezar)	7
38	Cleveland (Kezar)	21
28	L.A. Rams (Los Angeles)	27
37	Pittsburgh (Tucson)	14

<b>1955 (5-1)</b>		
7	Washington (Kezar)	6
60	Pittsburgh (Sacramento)	14
17	New York (Seattle)	28
17	Cleveland (Kezar)	14
43	Chicago Cards (Kezar)	7
31	L.A. Rams (Los Angeles)	10

<b>1956 (3-3)</b>		
28	Cleveland (Kezar)	17
20	Washington (Kezar)	0
14	Chicago Cards (Kezar)	13
14	New York (Portland)	21
24	L.A. Rams (Los Angeles)	33
14	Philadelphia (Sacramento)	21

<b>1957 (6-1)</b>		
24	New York (Kezar)	15
27	Washington (Kezar)	21
21	Cleveland (Kezar)	17
27	Chicago Cards (Seattle)	21
27	L.A. Rams (Los Angeles)	58
17	Philadelphia (Kezar)	14

<b>1958 (3-3)</b>		
10	New York (Kezar)	19
20	Washington (Portland)	19
21	Cleveland (Kezar)	16
55	Chicago Cards (Kezar)	31
38	L.A. Rams (Los Angeles)	40
28	Philadelphia (Kezar)	31

<b>1959 (2-4)</b>		
27	Washington (Kezar)	24
17	Green Bay (Kezar)	24
17	Cleveland (Kezar)	14
24	Chicago Cards (Seattle)	27
14	L.A. Rams (Los Angeles)	48
13	New York (Salt Lake)	17

<b>1960 (3-3)</b>		
16	Dallas (Seattle)	10
31	Washington (Kezar)	7
45	Philadelphia (Kezar)	28
24	Cleveland (Portland)	26
17	L.A. Rams (Los Angeles)	28
17	St. Louis (Kezar)	24

<b>1961 (3-2)</b>		
20	New York (Portland)-SN	21
24	Cleveland (Kezar)	27
14	Minnesota (Portland)-SN	10
38	L.A. Rams (Los Angeles)-FN	20
24	Dallas (Sacramento)-SN	7

<b>1962 (4-1)</b>		
30	Minnesota (Seattle)-SA	24
42	New York (Kezar)	10
27	Cleveland (Portland)-SN	34
26	Dallas (Sacramento)-SN	7
19	L.A. Rams (Los Angeles)-SN	3

<b>1963 (0-5)</b>		
28	Minnesota (Portland)-SN	43
22	St. Louis (Salt Lake)-FN	24
7	Cleveland (Kezar)	24
24	Dallas (Bakersfield)-FN	37
0	L.A. Rams (Los Angeles)-SN	17

# Service Team  
+ Semi Pro Team

**1964 (1-4)**

26	Cleveland (Kezar)	7
23	Dallas (Portland)-SN	34
21	Minnesota (Salt Lake)-SN	24
14	Pittsburgh (Omaha)-SN	16
17	L.A. Rams (Los Angeles)-SN	21

**1965 (2-2-1)**

21	Cleveland (Kezar)	37
27	Dallas (Portland)-FN	7
17	St. Louis (St. Louis)-SN	17
23	Pittsburgh (Providence)-SA	9
14	L.A. Rams (Los Angeles)-SN	34

**1966 (0-5)**

13	Dallas (Kezar)	24
17	Cleveland (Kezar)	28
17	Pittsburgh (Portland)-SN	34
17	Atlanta (Columbia, S.C.)-SN	24
9	L.A. Rams (Los Angeles)-SN	29

**1967 (2-3)**

42	Cleveland (Kezar)	14
24	Dallas (Kezar)	30
10	New Orleans (Portland)-SN	24
13	Oakland Raiders (Oakland)	10
7	L.A. Rams (Los Angeles)-SN	34

**1968 (1-5)**

18	San Diego (San Diego)-SN	30
14	Dallas (Kezar)	16
17	Cleveland (Kezar)	31
22	Denver (Denver)-FN	6
19	Oakland Raiders (Kezar)	26
20	L.A. Rams (Los Angeles)-FN	21

**1969 (0-6)**

19	Cleveland (Seattle)	24
17	Dallas (Kezar)	20
15	Denver (Denver)-SN	19
28	Oakland Raiders (Oakland)	42
10	St. Louis (Kezar)	21
28	L.A. Rams (Anaheim)-SN	31

**1970 (1-4)**

14	Cleveland (Tampa)-SN	17
7	Miami (Miami)-SN	17
23	Denver (Eugene, Ore.)-SN	7
17	Oakland Raiders (Kezar)	31
14	L.A. Rams (Los Angeles)-SN	17

**1971 (3-2-1)**

38	Cleveland (Candlestick) X	24
17	Miami (Miami)-FN	17
28	San Diego (Candlestick)	17
33	Denver (Spokane, Wash.)-SN	17
28	Oakland Raiders (Oakland)-SN	34
20	L.A. Rams (Los Angeles)-THN	23

**1972 (3-3)**

10	New York Jets (Jacksonville, Fla.)-SN	17
20	Cleveland (Candlestick/49,767)	13
16	San Diego (San Diego)-SN	17
24	Denver (Candlestick/52,738)	27
34	Oakland Raiders (Candlestick/59,265)	21
17	L.A. Rams (Los Angeles)-FN	14

**1973 (4-3)**

20	New England (Canton, O.)-SN	7
27	Cleveland (Cleveland)-MN	16
14	New York Jets (Tampa)-SN	34
19	San Diego (Candlestick/54,977)	7
43	Denver (Candlestick/54,271)	7
17	Oakland Raiders (Oakland)-SN	23
10	L.A. Rams (Los Angeles)-FN	38

**1974 (0-6)**

6	San Diego (San Diego)-SN	20
20	Cleveland (Cleveland)-MN	21
3	Denver (Candlestick/30,001)	10
6	Kansas City (Kansas City)-SN	26
19	Oakland Raiders (Candlestick/50,068)-MN	20
7	L.A. Rams (Candlestick/46,125)	17

**1975 (3-3)**

17	Cleveland (Candlestick/39,664)	10
6	L.A. Rams (Los Angeles)-SN	10
7	San Diego (San Diego)-THN	20
21	Oakland Raiders (Oakland)-SN	40
44	Denver (Candlestick/40,359)	10
24	Green Bay (Green Bay)-SN	3

**1976 (4-2)**

27	Seattle (Seattle)	20
17	Denver (Candlestick/36,752)	7
21	Kansas City (Candlestick/36,101)	13
17	San Diego (Honolulu)-SN	16
9	Oakland Raiders (Candlestick/53,181)	14
3	L.A. Rams (Los Angeles)-SN	10

**1977 (1-5)**

24	Seattle (Candlestick/38,024)	34
13	San Diego (San Diego)-SN	32
23	L.A. Rams (Candlestick/44,898)	14
3	Houston (Houston)-MN	17
0	Oakland Raiders (Oakland)-SN	33
0	Denver (Candlestick/36,441)-SN	20

**1978 (1-3)**

24	Dallas (Dallas)-SN	41
6	Seattle (Candlestick/36,069)-SN	20
14	Oakland Raiders (Candlestick/55,573)	31
24	Denver (Denver)-FN	13

**1979 (1-3)**

13	San Diego (Candlestick/32,275)-SN	10
10	Oakland Raiders (Oakland)-SN	41
0	Denver (Candlestick/34,133)-SN	21
20	Seattle (Seattle)-FN	55

**1980 (3-1)**

33	Oakland Raiders (Candlestick/53,747)-SN	14
17	San Diego (San Diego)-SN	14
7	Seattle (Candlestick 46,176)-SN	10
31	Kansas City (Tucson)-SN	21

X First 49ers pro football game in Candlestick Park:  
August 8, 1971.

**1981 (2-2)**

27	Seattle (Seattle)- <b>WN</b> . . . . . (OT)-24
28	San Diego (Candlestick/41,667)- <b>SN</b> . . . . . 31
24	Seattle (Candlestick/37,563)- <b>SN</b> . . . . . 17
7	Oakland Raiders (Oakland)- <b>SN</b> . . . . . 21

**1982 (2-2)**

14	L.A. Raiders (Candlestick/55,795)- <b>SA</b> . . . . . 17
16	St. Louis (Candlestick/51,931)- <b>SN</b> . . . . . 13
9	San Diego (San Diego)- <b>SN</b> . . . . . 23
17	Seattle (Seattle)- <b>FN</b> . . . . . 13

**1983 (1-3)**

23	L.A. Raiders (Los Angeles)- <b>SN</b> . . . . . (OT)-26
17	New England (Candlestick/50,043)- <b>SUN</b> 15
7	San Diego (San Diego)- <b>SN</b> . . . . . 24
6	Seattle (Candlestick/47,074)- <b>SA</b> . . . . . 20

**1984 (2-2)**

13	L.A. Raiders (Candlestick/55,211)- <b>SN</b> 10
20	Denver (Denver)- <b>SN</b> . . . . . 21
15	San Diego (San Diego)- <b>SN</b> . . . . . 35
17	Seattle (Candlestick/49,219)- <b>FN</b> . . . . . 7

**1985(3-1)**

28	L.A. Raiders (Los Angeles/54,990)- <b>SN</b> 21
13	Denver (San Francisco/55,425)- <b>MN</b> . . . . . 20
25	San Diego (San Francisco/50,569)- <b>SA</b> 10
23	Seattle (Seattle/60,403)- <b>FN</b> . . . . . 21

X First 49ers pro football game in Candlestick Park:  
August 8, 1971.

**# Service Team****+ Semi Pro Team**

**SA** — Saturday Afternoon

**SN** — Saturday Night

**SUN** — Sunday Night

**MN** — Monday Night

**WN** — Wednesday Night

**THN** — Thursday Night

**FN** — Friday Night

**CHAMPIONSHIP PLAYOFFS**

1933	— BEARS 23, Giants 21	1967	— PACKERS 21, Cowboys 17
1934	— GIANTS 30, Bears 13	1968	— COLTS 34, Browns 0
1935	— LIONS 26, Giants 7	1969	— VIKINGS 27, Browns 7
1936	— PACKERS 21, Boston Redskins 6	1970	— <b>COWBOYS 17, 49ers 10 (NFC)</b> COLTS 27, Raiders 17 (AFC)
1937	— WASH. REDSKINS 28, Bears 21	1971	— <b>COWBOYS 14, 49ers 3 (NFC)</b> DOLPHINS 21, Colts 0 (AFC)
1938	— GIANTS 23, Packers 17	1972	— REDSKINS 26, Cowboys 3 (NFC) DOLPHINS 21, Steelers 17 (AFC)
1939	— PACKERS 27, Giants 0	1973	— VIKINGS 27, Cowboys 10 (NFC) DOLPHINS 27, Raiders 10 (AFC)
1940	— BEARS 73, Redskins 0	1974	— VIKINGS 14, Rams 10 (NFC) STEELERS 24, Raiders 13 (AFC)
1941	— BEARS 37, Giants 9	1975	— COWBOYS 37, Rams 7 (NFC) STEELERS 16, Raiders 10 (AFC)
1942	— REDSKINS 14, Bears 6	1976	— VIKINGS 24, Rams 13 (NFC) RAIDERS 24, Steelers 7 (AFC)
1943	— BEARS 41, Redskins 21	1977	— COWBOYS 23, Vikings 6 (NFC) BRONCOS 20, Raiders 17 (AFC)
1944	— PACKERS 14, Giants 7	1978	— COWBOYS 28, Rams 0 (NFC) STEELERS 34, Oilers 5 (AFC)
1945	— CLEVELAND RAMS 15, Redskins 14	1979	— RAMS 9, Buccaneers 0 (NFC) STEELERS 27, Oilers 13 (AFC)
1946	— BEARS 24, Giants 14	1980	— EAGLES 20, Cowboys 7 (NFC) RAIDERS 34, Chargers 27 (AFC)
1947	— CARDS 28, Eagles 21	1981	— <b>49ERS 28, Cowboys 27 (NFC)</b> BENGALS 27, Chargers 7 (AFC)
1948	— EAGLES 7, Cards 0	1982	— REDSKINS 31, Cowboys 17 (NFC) DOLPHINS 14, JETS 0 (AFC)
1949	— EAGLES 14, L.A. Rams 0	1983	— <b>REDSKINS 24, 49ers 21 (NFC)</b> RAIDERS 30, Seahawks 14 (AFC)
1950	— BROWNS 30, Rams 28	1984	— <b>49ERS 23, Bears 0 (NFC)</b> DOLPHINS 45, Steelers 28 (AFC)
1951	— RAMS 24, Browns 17	1985	— <b>BEARS 24, L.A. Rams 0 (NFC)</b> PATRIOTS 31, Dolphins 14 (AFC)
1952	— LIONS 17, Browns 7		
1953	— LIONS 17, Browns 16		
1954	— BROWNS 56, Lions 10		
1955	— BROWNS 38, Rams 14		
1956	— GIANTS 47, Bears 7		
1957	— LIONS 59, Browns 14		
1958	— COLTS 23, Giants 17		
1959	— EAGLES 31, Packers 16		
1960	— EAGLES 17, Packers 13		
1961	— PACKERS 37, Giants 0		
1962	— PACKERS 16, Giants 7		
1963	— BEARS 14, Giants 10		
1964	— BROWNS 27, Colts 0		
1965	— PACKERS 23, Browns 12		
1966	— PACKERS 34, Cowboys 27		

# 49ers' All-Time Standings

## ALL-AMERICAN CONFERENCE

	W	L	T	Pct.	Pts.	Opp. Pts.	Div.	Stdg.
1946	9	5	0	.643	307	189		2nd
1947	8	4	2	.667	327	264		2nd
1948	12	2	0	.857	495	248		2nd
1949	9	3	0	.750	416	227		#
Totals	38	14	2	.731	1545	928		—

# AAC had round-robin schedule, and 49ers lost championship to Cleveland, 21-7.

## NATIONAL FOOTBALL LEAGUE

	W	L	T	Pct.	Pts.	Opp. Pts.		Div.	Stdg.
1950	3	9	0	.250	213	300	Tied-		5th
1951	7	4	1	.636	255	205	Tied-		2nd
1952	7	5	0	.583	285	221			3rd
1953	9	3	0	.750	372	237			2nd
1954	7	4	1	.636	313	251			3rd
1955	4	8	0	.333	216	298			5th
1956	5	6	1	.455	233	284			3rd
1957	8	4	0	.667	260	264	+Tied-		1st
1958	6	6	0	.500	257	324			4th
1959	7	5	0	.583	255	237	Tied-		3rd
1960	7	5	0	.583	208	205	Tied-		2nd
1961	7	6	1	.538	346	272			5th
1962	6	8	0	.429	282	331			5th
1963	2	12	0	.143	198	391			7th
1964	4	10	0	.286	236	330			7th
1965	7	6	1	.538	421	402			4th
1966	6	6	2	.500	320	325			4th
1967	7	7	0	.500	273	337			3rd
1968	7	6	1	.538	303	310			3rd
1969	4	8	2	.333	277	319			4th
1970	10	3	1	.769	352	267			1st
1971	9	5	0	.643	300	216			1st
1972	8	5	1	.607	353	249			1st
1973	5	9	0	.357	262	319	Tied-		3rd
1974	6	8	0	.429	226	236			2nd
1975	5	9	0	.357	255	286			2nd
1976	8	6	0	.571	270	190			2nd
1977	5	9	0	.357	220	260			3rd
1978	2	14	0	.125	219	350			4th
1979	2	14	0	.125	308	416			4th
1980	6	10	0	.375	320	415			3rd
1981	13	3	0	.813	357	250			1st
1982	3	6	0	.333	209	206			★
1983	10	6	0	.625	432	293			1st
1984	15	1	0	.938	475	227			1st
1985	10	6	0	.625	411	263			2nd
Totals	237	242	12	.495	10,492	10,286			—

+San Francisco lost Western Conference playoff to Detroit, 31-27.

★Nine-game season due to players strike.

# The 49ers' Historical Highlights

Here are the team's historical highlights beginning with its first year in the NFL:

**1950** — The 49ers fell flat on their faces in their NFL debut, winning only three games. A rival coach described them as "not big enough or tough enough."

**1951** — In an amazing reversal of form sparked by a great rookie group, the 49ers were in the race to the final day and finished only a half game off the top. Led by **Hardy Brown** and his famed "shoulder tackle" the club had one of the toughest defensive units in the league. **Y.A. Tittle** and **Billy Wilson** began their great careers.

**1952** — After a blazing start, the 49ers slumped in mid-season. **Hugh (The King) McElhenny** came off the University of Washington campus to become "Player of the Year" and the most feared runner in football.

**1953** — The 49ers had their best NFL showing, 9-3, normally good enough for a championship. Detroit, however, was 10-2. Two of the San Francisco losses came with **Y.A. Tittle** sidelined because of a severe facial injury. The three defeats were by a total of nine points. **Joe (Jet) Perry** became one of the few players in pro history to gain more than 1,000 yards in a single season. **Gordy Soltau** was the league's top scorer for the second straight year.

**1954** — Early momentum was broken by injuries to key players such as **Y.A. Tittle**, **Hugh McElhenny**, and **Joe Perry**. Perry gained more than 1,000 yards again, the first man ever to achieve this distinction.

**1955** — With **Hugh McElhenny** hobbled by a foot injury, the 49ers had their second worst season in history under **Norman P. Strader** who succeeded **Buck Shaw** as a head coach.

**1956** — In **Frankie Albert's** first year at the helm, the 49ers were bogged in last place at mid-season with a 1-6 record. They won four and tied one of their last five games for a brilliant stretch drive.

**1957** — This undoubtedly was one of the most emotional and dramatic seasons in 49ers history. Every game was a "Cliffhanger" and the "Alley-Oop" pass from **Y.A. Tittle** to rookie **R.C. Owens** became a household byword. Emotions reached a peak when the beloved **Tony Morabito** collapsed and died of a heart attack at the Chicago Bears game on Oct. 27. Trailing 17-7, the 49ers fought back for a great victory, 21-17. The magnificent **Billy Wilson** caught a pass from Tittle for the winning touchdown in the fourth quarter. Tied with Detroit at 8-4 when the season ended, the 49ers lost the playoff game, 31-27, although they held a 27-7 lead in the third quarter.

**1958** — An up-and-down season which finished on a high note when Green Bay and Baltimore were defeated in the last two games. The 6-6 record, however, was blackened by the 33-3 and 56-7 lacings at the hands of Los Angeles and **Frankie Albert** resigned at the end of the year.

**1959** — With **Howard W. (Red) Hickey** in charge, the 49ers were in contention all the way and **John Brodie** came into his own at quarterback when he led the team to a 21-20 upset of Cleveland. **J.D. Smith**, converted from a defensive back, became the second 49er to accumulate more than 1,000 yards rushing.

**1960** — **Howard W. (Red) Hickey** saved a seemingly hopeless season when he installed his Shotgun attack and the club captured four of the last five games to finish in a tie for second place. Third-string quarterback **Bobby Waters** threw the passes that upset Baltimore, 30-22, in the final two minutes.

**1961** — The success of **Howard W. Hickey's** Shotgun amazed the football world, especially the 49-0 victory over Detroit. Quarterback **Bill Kilmer**, a passing-running rookie from UCLA, was made to order for the new offense. When the Shotgun was stopped, **John Brodie** took over again in the "T" and had the finest season in 49er QB annals. Indicating the evenness of NFL competition, the 49ers were playing for a second-place tie, plus a trip to the Runner-up Bowl at Miami, or a fifth-place position on the last day of the season. The Colts again won by three points, but 1961 must remain as one of the most exciting and interesting years in 49ers history.

**1962** — For the first time since 1956, the 49ers finished a frustrating season with more defeats than victories. In so doing, the honored adage of "it's easier to win at home than on the road," proved false — the 49ers won only one of seven at home, but captured five of seven road contests.

**1963** — Injuries in multitude to key personnel started the 49ers off to a disappointing 2-12 league season. One of the victories, however, was a smashing 20-14 upset of ultimate World Champion Chicago, the only league defeat suffered by the Bears all season.

**1964** — Club chief executive **Victor P. Morabito** died of a heart attack in May. Injury to key personnel prevented the 49ers from gaining enough offensive momentum to forge a winning season although they proved to be one of the toughest defensive clubs in the league. Outstanding rookie performances by end **Dave Parks**, quarterback **George Mira** and linebacker **Dave Wilcox** also took some of the sting from the 4-10 overall record.

**1965** — Outstanding offensive performances enabled the 49ers to jump from the bottom to fourth place in the Western Division as the team led the NFL in both scoring and total offense. **John Brodie** was the most productive passer in the NFL, **Dave Parks** led the league in receiving and rookie **Ken Willard** and veteran **John David Crow**, acquired in an off-season trade, led a strong ground game. The over-all record was 7-6-1 and the season-opening 52-24 beating of the Chicago Bears marked the largest number of points ever scored by the 49ers in NFL play.

**1966** — After a somewhat slow start, the 49ers got in gear just before midway in the season and became one of only two teams to beat the eventual World Champion Green Bay Packers. After that, they rolled to a respectable 6-6-2 record and were in the battle for second place in the Western Division until the final league game. Guard **John Thomas** and end **Dave Parks** were all-pro, and they joined guard **Howard Mudd**, center **Bruce Bosley**, fullback **Ken Willard** and linebacker **Dave Wilcox** in the Pro Bowl.

**1967** — An auspicious start (they were 5-1) disintegrated into disappointment for the 49ers as injuries took a heavy toll and a six-game losing streak took them out of the running. Quarterback **George Mira** came off the bench to lead the squad to two season-ending victories and salvage a 7-7 record. There were bright spots however, as, with **John Brodie** in fine form, the 49ers were the only team to beat the power-laden Rams in a league game, guard **Howard Mudd** and linebacker **Dave Wilcox** were named to all-pro teams, and Mudd and center **Bruce Bosley** played in the Pro Bowl for the second straight time.

**1968** — Under new coach Dick Nolan, the 49ers posted a 7-6-1 record as the season turned on key wins over New York Giants, 26-10, and Green Bay, 27-20. Brilliant performances by QB **John Brodie**, receiver **Clifton McNeil** and running back **Ken Willard** led a prolific offense, while defensive tackle **Charlie Krueger**, linebacker **Dave Wilcox** and defensive back **Kermit Alexander**, sparked a revitalized defense. **McNeil** and guard **Howard Mudd** were chosen All-NFL, and joined by **Wilcox**, **Willard** and **Alexander** in the Pro Bowl.

**1969** — Beset by injuries that nearly decimated the defensive unit, the 49ers struggled through the early part of the season, went five games before beating Baltimore, the first time they had done that in 13 previous games. It got a little better after that (final record was 4-8-2) and five players — **Jimmy Johnson**, **Dave Wilcox**, **Elmer Collett**, **Ken Willard** and rookie **Gene Washington** — were selected for the Pro Bowl. Johnson was also all-pro and winner of the Eshmont Award.

**1970** — This was the greatest year since the club became a member of the NFL in 1950. The 10-3 record was the best as an NFL club, the Western Division (NFC) Championship was the first in the NFL. In a season of superlatives, John Brodie was the NFL's "Player of the Year," **Bruce Taylor** was NFC "Rookie of the Year," Coach **Dick Nolan** was a near-unanimous choice as NFC "Coach of the Year." Brodie, receiver **Gene Washington**, linebacker **Dave Wilcox** and cornerback **Jimmy Johnson** were all-pro and joined by tackle **Len Rohde** in being selected for the Pro Bowl.

**1971** — The 49ers forged a 9-5-0 record and won their second consecutive NFC Western Division title, clinching the crown on the final day by beating Detroit, 31-27, the identical score by which the Lions had knocked the 49ers out of championship play in the bitterly-remembered 1957 game. The season was also the club's first in its plush new home, Candlestick Park. Center **Forrest Blue**, linebacker **Dave Wilcox** and cornerback **Jimmy Johnson** were all-pro and joined in the Pro Bowl by **Ted Kwalick**, **Gene Washington**, **Vic Washington**, **Cedrick Hardman** and **Bruce Taylor**.

**1972** — Early-season inconsistency compounded by an injury to **John Brodie** in the fifth game of the season cast appall on 49er prospects for a third-straight NFC Western Division title, but **Steve Spurrier** stepped in for **Brodie** and turned things around with a brilliant, poised performance. In the final quarter of the final game the recovered **Brodie** relieved **Spurrier** and threw two TD passes for a 20-17 win over Minnesota that clinched divisional title No. 3, but **Spurrier's** nine-game contribution was the key. Center **Forrest Blue**, defensive back **Jimmy Johnson**, tight end **Ted Kwalick**, wide receiver **Gene Washington** and linebacker **Dave Wilcox** were all-pro selections.

**1973** — In what was both a disappointing and significant year, the 49ers were 5-9 after tackling the NFL's toughest schedule and falling victim to a rash of key injuries and an unsettled quarterback situation. It also marked the end of the brilliant careers of quarterback **John Brodie** and defensive tackle **Charlie Krueger**, both of whom retired at year's end. Center **Forrest Blue** and **Dave Wilcox** were all-pro and joined in the Pro Bowl by **Ted Kwalick**, **Woody Peoples** and **Tom Wittum**.

**1974** — The 49ers used five different quarterbacks after an injury to starter **Steve Spurrier** a week before the season opened sidelined him for most of the year. After winning the first two games the club lost a team record seven straight and then closed with a rush, winning four of the last five games to finish the season at 6-8. Running back **Wilbur Jackson** was named *The Sporting News* "Rookie of the Year" and was named to the NFL All-Rookie team along with quarterback **Tom Owen** and defensive back **Mike Holmes**. Center **Forrest Blue** and punter **Tom Wittum** were All-NFC and selected for the Pro Bowl along with **Jimmy Johnson**. A knee injury forced perennial all-pro linebacker **Dave Wilcox** to retire after a brilliant 11-year career with the 49ers.

**1975** — A strong defensive performance throughout the season couldn't offset an erratic offense troubled by an unsettled quarterback situation and a rebuilding offensive line. High point of the 5-9 season was a 24-23 win over Los Angeles to end a 10-game losing streak to the Rams. At season's end, defensive end **Cedrick Hardman** was the club's only all-pro selection and only player chosen for the Pro Bowl. **Jimmy Johnson** became the club's first-ever two-time Eshmont Award winner.

**1976** — A turnaround year for the 49ers as the team, under coach **Monte Clark**, posted an 8-6 record, their first winning season since 1972. With new quarterback **Jim Plunkett** at the controls, the 49ers got off to their best start ever, 6-1, before hitting a mid-season four-game losing streak that knocked the club out of playoff contention. The season saw the emergence of a powerful defensive unit that led the league in quarterback sacks with 61. **Delvin Williams** set a 49ers single-season rushing record with his 1,203 yards on the ground. **Tommy Hart** was named all-pro and played in the Pro Bowl along with **Williams**, **Cleveland Elam**, and **Dave Washington**. Center **Randy Cross** was an All-Rookie team selection. **Tommy Hart** became a two-time winner of the Eshmont Award and Cornerback **Jimmy Johnson** retired after a brilliant 16-year career with the 49ers.

**1977** — In the 32nd year of their existence, the 49ers began an all new era. On March 31, 1977, the club became the property of **Edward J. DeBartolo, Jr.**, and came under the guidance of **Joe Thomas** as general manager. The changeover was made more dramatic because the San Francisco 49ers were one of the few NFL franchises which had never previously changed ownership or location. On the field, under Coach Ken Meyer, the 49ers ran hot and cold. The club lost its first five games, then won five of the next six before dropping the final three contests for a 5-9 record overall. Strong safety **Mel Phillips** was named winner of the coveted Eshmont Award. **Cleveland Elam** was selected all-pro and played for the NFC team in the Pro Bowl.

**1978** — The 49ers suffered through their longest season as the club fell to 2-14 in '78 and three coaches were hired and fired in less than 12 months. First, **Pete McCulley** departed after nine games with a 1-8 record, and his replacement, **Fred O'Connor**, was let go at the end of the year as the team won just one of its final seven contests. **Bill Walsh** was hired as the new Coach and General Manager on January 9, 1979, replacing **O'Connor** as coach and **Joe Thomas** as General Manager. Running back **Paul Hofer**, who replaced acclaimed **O.J. Simpson** when the newly-acquired star went to the sidelines for the year with a shoulder injury, was named recipient of the Len Eshmont Award.

**1979** — The 49ers suffered through their second consecutive 2-14 season, but there were several indications of improvement. San Francisco went from virtually the worst ranked offensive team in the league in '78 to one of the most productive offensive units in the NFL in '79, ranking first in passing offense in the NFC and sixth in total offense in the NFL. Running back **Paul Hofer** again was the Len Eshmont Award recipient and individual leader, racking up 615 yards rushing and an additional 662 yards receiving on 58 catches in only seven starts. Quarterback **Steve DeBerg** broke **Fran Tarkenton's** NFL record for completions by connecting on 347 passes. Kicker **Ray Wersching** set a club record 83.3 field goal percentage, also leading the league with that mark. No 49ers were named to the Pro Bowl squad. **O.J. Simpson** retired from the 49ers and the NFL, finishing as the second leading rusher of all time with 11,236 yards.

**1980** — In their second season of the Bill Walsh era, the 49ers showed gradual improvement in their rebuilding program. A three-game winning streak to open the season, combined with a three-game victory string from Week 12 through Week 14 enabled the Niners to post a 6-10 season, tripling the number of victories from each of the previous two 2-14 campaigns. Week 14 was a day when the 49ers made NFL history. That Dec. 7 in Candlestick Park, the 49ers overcame a 35-7 halftime deficit to the New Orleans Saints to win in overtime, 38-35. The 28-point comeback was the biggest points-margin-comeback in NFL history. **Randy Cross** at guard and **Freddie Solomon** as a punt returner were All-NFC selections by *Pro Football Weekly*. In addition, linebacker **Bobby Leopold**, defensive end **Jim Stuckey** and punter **Jim Miller** were named to All-Rookie teams, while another rookie, fullback **Earl Cooper**, led the NFC in receptions with a team-record 83, the most catches ever by an NFL rookie. **Dwight Clark** caught 82 passes to break the team wide receiver mark, and **Joe Montana** set the club passing percentage record at .645 with 176 completions in 273 attempts.

**1981** — It was a year of firsts and bests for the 49ers in 1981. In his third season as head coach and general manager, **Bill Walsh** guided San Francisco to: a 16-3 record (best 1981 record in the league, fourth best in NFL history, and best ever for the 49ers), the NFC Western Division title (first since '72), the NFC Championship crown (first ever for the 49ers), and the World Championship/Super Bowl XVI win (first ever for the 49ers). **Walsh** was named to every possible NFC Coach-of-the-Year award and to all seven NFL Coach-of-the-Year honors, while six 49ers were named to the Pro Bowl — **Dwight Clark**, **Randy Cross**, **Joe Montana**, **Fred Dean**, **Ronnie Lott**, and **Dwight Hicks**. Three San Francisco players were selected to all-pro teams as recognized by the NFL — **Cross**, **Lott** and **Dean**. **Montana**, who led the NFC in passing in '81, was named MVP of Super Bowl XVI (for leading his team to a 26-21 win over the Cincinnati Bengals of the AFC). **Dean** was picked UPI NFL Defensive Player-of-the-Year, NFL Outstanding Defensive Lineman-of-the-Year (NFL Players Association), and NFC Defensive Player-of-the-Year (Kansas City Committee of the 101). San Francisco opened and closed the season in Pontiac, Mich., in drastically different styles. The 49ers lost two of their first three games of 1981, including that season opener on the road against Detroit, then ran off seven wins — before a loss to Cleveland 15-12 — and ran off eight more wins (including the playoffs, the NFC Championship, and Super Bowl XVI). The 49ers won 15 of their last 16 games, beat five opponents twice — including all three postseason foes — and became the first team since Chicago in 1945-46-47 to go from the worst NFL record (2-14 in 1979) to the league's best (13-3 in '81) in just three seasons. All this happened with three rookies (**Carlton Williamson**, **Eric Wright**, and **Lott**) starting in the defensive secondary. Those three rookies, along with **Montana**, **Clark**, **Cross**, **Freddie Solomon**, and **Hicks**, combined with "old veterans" **Dean** and **Jack "Hacksaw" Reynolds** to form a nucleus of world championship vintage.

**1982** — The defending world champions — the San Francisco 49ers — did not enjoy the 1982 season . . . but then, not many NFL fans, coaches and players throughout the league did either (except maybe in Washington, where the Redskins were Super Bowl XVII champs). The Niners fell to 3-6 and missed out on the playoffs in the strike-shortened season. San Francisco went winless at home (0-5) but did manage a 3-1 road record (the Niners were 0-2 prior to the 57-day players' strike and 3-4 following it). **Dwight Clark** had an outstanding season, leading the NFL with 60 receptions and being named consensus all-pro (and NFL Player-of-the-Year by *Sports Illustrated*), **Keena Turner** (2nd team all-pro), **Ronnie Lott** (Pro Bowl), **Randy Cross** (Pro Bowl), **Dwight Hicks** (Pro Bowl), **Keith Fahnhorst**, and **Joe Montana** (NFL record for five straight +300-yard passing games) were bright spots in an otherwise disappointing season.

**1983** — For the second time in three seasons, San Francisco played in the NFC Championship Game . . . and almost returned to the Super Bowl. The '83 49ers were 10-6 (3rd best regular season victory total in club history) and Western Division Champions (5th time since 1970, 2nd time since 1981). In the playoffs, San Francisco squeezed past Detroit, 24-23, but lost to Washington, 24-21, in the NFC Championship contest. The Niners blew past six teams by 15-or-more points, including Dallas, Minnesota, St. Louis and New Orleans. The bad news was a mid-season losing streak that included four defeats in five weeks, and the snapping of the club-record road string after eight wins. Individual standouts included: **Joe Montana** (the League's No. 1 all-time QB entering the 1984 season), **Ronnie Lott** (making his third Pro Bowl appearance in as many years), **Fred Dean** (leading the NFC in sacks with 17½), **Dwaine Board** (second in sacks with 13), **Eric Wright** (team leader in interceptions with seven . . . two for scores), **Dwight Clark** (team leader with 70 receptions and eight TDs), **Freddie Solomon** (club record 21.4 yards per catch), **Ray Wersching** (team record 126 points, including a perfect 51 of 51 PATs), offensive linemen **Randy Cross**, **Keith Fahnhorst**, and **John Ayers**, running backs **Roger Craig** (752 yards rushing, 427 receiving) and **Wendell Tyler** (856 rushing yards, 285 receiving), and NFL All-Rookie Team pick **Riki Ellison** (two interceptions in the playoffs).

**1984** — The 49ers experienced the most successful regular season in NFL history by winning a League record 15 games, including all eight road contests — setting yet another NFL standard. The Niners broke 14 team records in '84, while becoming the first NFC team to sweep all of its conference games, and the first NFC West unit to win all contests within the division. Led by **Roger Craig** and **Joe Montana**, San Francisco capped the year by routing the Miami Dolphins in Super Bowl XIX, 38-16. The win was the 18th victory of the '84 campaign, establishing an NFL standard for wins in a single season (including playoffs). San Francisco scored 30-or-more points in 10 games on its way to a team-record 475 points. The 49ers defense was the stingiest in the NFL in '84, allowing a League low 227 points scored. The play of the Niners special teams was exciting and inspired . . . the units ranked among the League leaders in most coverage categories. Honors were numerous, including Pro Bowl recognition for 10 of **Bill Walsh's** charges — **Joe Montana**, **Wendell Tyler**, **Keith Fahnhorst**, **Randy Cross**, and **Fred Quillian** on offense and **Dwight Hicks**, **Ronnie Lott**, **Carlton Williamson**, and **Eric Wright** (the entire Niners' secondary); and **Keena Turner** on defense.

**1985** — At 10-6, San Francisco qualified for postseason play for the fourth time since 1981. The road to the '85 playoffs was not an easy one for the Niners, however. The team lost the opening game of the season in Minnesota, 28-21, for example, while outgaining the Vikes by more than 200 total yards. The difference in the game came with seven San Francisco turnovers. Despite a big 34-10 win over the Raiders in L.A., errors and poor execution haunted the team through the first seven games as the squad registered a 3-4 mark. The season turned in Week Eight as San Francisco jumped out to a 28-0 first half lead over the host L.A. Rams, and cruised to a 28-14 victory. That win launched a drive to the playoffs that saw the Niners win seven of their last nine games, climaxing with a come-from-behind victory over the Dallas Cowboys (in the regular season finale) to secure a spot in postseason action. Offensively, **Roger Craig** and **Jerry Rice** emerged as potent weapons in an attack that featured fine '85 performances by **Dwight Clark**, **Francis**, **Montana**, and the well-schooled offensive line. **Craig** became the first NFL player to surpass 1,000 yards rushing and receiving in the same season. **Rice** was named NFC Rookie-of-the-Year and set the team record for the first-year players with 927 receiving yards. **Montana**, **Craig**, and **Fred Quillian** were selected to the '86 Pro Bowl. The defense experienced the influx of four new starters in '85 (**Carter**, **LB Todd Shell**, **LB Michael Walter**, and **DE John Harty**), and a position switch between **Lott** and **Dwight Hicks**. **Carter** won a berth on the Pro Bowl team (with his dominant plays at nose tackle), as did defensive back **Eric Wright** and **Carlton Williamson**. **Riki Ellison** led the team in total tackles (106) for the second straight season and **Dwaine Board** had another fine year, leading the team in sacks (11½ for 95½ yards).

# 49ers' All-Time Roster — 1946-84

\* Indicates player was 49ers draft choice.

## — A —

- Abramowicz, Danny, WR, Xavier (Ohio), 1973-74
  - Albert, Frank, QB, Stanford, 1946-52
  - Aldridge, Ben, HB, Oklahoma State, 1952
  - \* Aldridge, Jerry, RB, Angelo State, 1980
  - \* Alexander, Kermit, HB, UCLA, 1963-69
  - Allen, Nate, CB, Texas Southern, 1975
  - Anderson, Terry, WR, Bethune-Cookman, 1980
  - \* Anderson, Tim, S, Ohio State, 1975
  - \* Arenas, Joe, HB, Omaha, 1951-57
  - \* Atkins, Bill, HB, Auburn, 1958-59
  - \* Atkins, Dave, RB, Texas-El Paso, 1973
  - Audick, Dan, T-G, Hawaii, 1981-82
  - \* Ayers, John, G, West Texas State, 1976-85
- ## — B —
- \* Babb, Gene, FB, Austin, 1957-58
  - \* Babcock, Harry, E, Georgia, 1953-55
  - \* Bahnsen, Ken, FB, North Texas State, 1953
  - Bahr, Matt, K, Penn State, 1981
  - \* Baker, Dave, HB, Oklahoma, 1959-61
  - \* Baker, Wayne, DT, BYU, 1975
  - Balatti, Ed, E, Oakland High (Calif.), 1946-48
  - Baldassin, Mike, LB, Washington, 1977-78
  - Baldwin, John, C, Centenary, 1947
  - \* Banaszek, Cas, T, Northwestern, 1968-77
  - Banducci, Bruno, G, Stanford, 1946-54
  - \* Barnes, Larry, FB, Colorado, 1957
  - \* Barrett, Jean, T, Tulsa, 1973-80
  - Bassi, Dick, G, Santa Clara, 1946-47
  - Beals, Allyn, E, Santa Clara, 1946-51
  - \* Beard, Ed, LB, Tennessee, 1965-72
  - \* Beasley, Terry, WR, Auburn, 1972-75
  - Beatty, Ed, C, Mississippi, 1955-56
  - Beeson, Terry, LB, Kansas, 1982
  - Beisler, Randy, G-T, Indiana, 1969-74
  - Belser, Ceaser, LB, Arkansas A&M, 1974
  - \* Belk, Bill, DE, Maryland State, 1968-74
  - Benjamin, Guy, QB, Stanford, 1981-83
  - Bentz, Roman, T, Tulane, 1948
  - \* Berry, Rex, HB, BYU, 1951-56
  - \* Bettiga, Mike, WR, Humboldt State, 1973
  - \* Beverly, Ed, WR, Arizona State, 1973
  - \* Black, Stan, DB, Mississippi State, 1977
  - Blackmore, Richard, CB, Mississippi State, 1983
  - \* Blue, Forrest, C, Auburn, 1968-74
  - Board, Dwaine, DE, North Carolina A&T, 1979-85
  - Boone, J.R., HB, Tulsa, 1952
  - \* Bosley, Bruce, C-G, West Virginia, 1956-68
  - Bouza, Matt, WR, California, 1981
  - \* Boyd, Elmo, WR, Eastern Kentucky, 1978
  - Boykin, Greg, FB, Northwestern, 1978
  - Bradley, Ed, LB, Wake Forest, 1977-78
  - Braggonier, Dennis, DB, Stanford, 1974
  - Bristor, John, S, Waynesburg, 1979
  - Britt, Charlie, HB, Georgia, 1964
  - Brock, Clyde, T, Utah State, 1963
  - \* Brodie, John, QB, Stanford, 1957-73
  - \* Brown, Hardy, LB, Tulsa, 1951-56
  - \* Brown, Pete, C, Georgia Tech, 1953-54
  - Bruce, Gail, E, Washington, 1948-52
  - Bruer, Bob, TE, Mankato State, 1979-80
  - Brumfield, Jackson, E, Southern Mississippi, 1954
  - Bruney, Fred, HB, Ohio State, 1953, 1956
  - Bryant, Bob, T, Texas Tech, 1946-49
  - \* Bull, Scott, QB, Arkansas, 1976-78
  - Bungarda, Ken, T, Missouri, 1980
  - \* Bunz, Dan, LB, Long Beach State, 1978-84

- \* Burke, Don, LB, USC, 1950-54
- \* Burke, Vern, E, Oregon State, 1965
- \* Burns, Mike, DB, USC, 1977

## — C —

- Calhoun, Mike, DT, Notre Dame, 1980
  - Calvelli, Tony, C, Stanford, 1949
  - \* Campbell, Carter, LB, Weber State, 1970
  - \* Campbell, Marion, T, Georgia, 1954-55
  - \* Campora, Don, T, Pacific, 1950, 1952
  - \* Carapella, Al, T, Miami (Fla.), 1951-55
  - \* Carpenter, John, T, Michigan, 1949
  - Carr, Earl, RB, Florida, 1978
  - Carr, Eddie, HB, Olney High (Pa.), 1947-49
  - \* Carr, Paul, LB, Houston, 1955-58
  - \* Carter, Michael, DT, SMU, 1984-85
  - Casanega, Ken, HB, Santa Clara, 1946, 1948
  - \* Casey, Bernie, E, Bowling Green, 1961-66
  - Cason, Jim, HB, LSU, 1948-52, 1954
  - Cassara, Frank, FB, St. Mary's, 1954
  - Cathcart, Royal, HB, Santa Barbara State, 1950
  - Cathcart, Sam, HB, Santa Barbara State, 1949-50, 1952
  - Cavanaugh, Matt, QB, Pittsburgh, 1983-85
  - Ceresino, Gordy, LB, Stanford, 1979
  - \* Cerne, Joe, C, Northwestern, 1965-67
  - \* Chapple, Jack, LB, Stanford, 1965
  - \* Choma, John, G-C, Virginia, 1981-83
  - \* Churchman, Ricky, S, Texas, 1980-81
  - \* Clark, Bryan, QB, Michigan State, 1982-83
  - Clark, Don, G, USC, 1948-49
  - \* Clark, Dwight, WR, Clemson, 1979-85
  - Clark, Mario, CB, Oregon, 1984
  - Clark, Mike, DE, Florida, 1982
  - \* Clark, Monte, T, USC, 1959-61
  - Cline, Tony, DE, Miami (Fla.), 1976
  - \* Colchico, Dan, E, San Jose State, 1960-64-67
  - \* Collett, Elmer, G, San Francisco State, 1967-72
  - \* Collie, Bruce, TG, Texas-Arlington, 1985
  - \* Collier, Floyd, T, San Jose State, 1948
  - Collier, Tim, CB, East Texas State, 1982-83
  - \* Collins, Greg, LB, Notre Dame, 1975
  - \* Collins, Ray, T, LSU, 1950-52
  - Conlee, Gerry, C, St. Mary's, 1946-47
  - \* Connell, Mike, P, Cincinnati, 1978
  - Conner, Clyde, E, Pacific, 1956-63
  - \* Connolly, Ted, G, Santa Clara-Tulsa, 1954, 1956-62
  - Cooke, Bill, DE, Massachusetts, 1976
  - \* Cooper, Bill, FB, Muskingum, 1961-64
  - \* Cooper, Earl, FB-TE, Rice, 1980-85
  - Cordileone, Lou, G/LB, Clemson, 1961
  - \* Cornelius, Charles, DB, Bethune Cookman, 1979-80
  - Cowlings, Al, DE, USC, 1979
  - \* Cox, James, G, Stanford, 1948
  - \* Craig, Roger, FB, Nebraska, 1983-85
  - Crist, Chuck, DB, Penn State, 1978
  - \* Cross, Bob, T, Kilgore J.C., 1956-57
  - \* Cross, Randy, G-C, UCLA, 1976-85
  - \* Crow, John David, HB, Texas A&M, 1965-68
  - Crowe, Paul, HB, St. Mary's, 1948
  - \* Crowell, Otis, T, Hardin-Simmons, 1947
  - \* Cunningham, Doug, RB, Mississippi, 1967-73
- ## — D —
- Dahms, Tom, T, San Diego State, 1957
  - Daniels, Clem, RB, Prairie View, 1968
  - \* Daugherty, Bob, HB, Tulsa, 1966-67
  - Davis, Kyle, C, Oklahoma, 1978
  - Davis, Johnny, FB, Alabama, 1981
  - \* Davis, Tommy, K, LSU, 1959-69

- \* Dean, Floyd, LB, Florida, 1963-64
- Dean, Fred, DE, Louisiana Tech, 1981-85
- DeBerg, Steve, QB, San Jose State, 1977-80
- Domres, Marty, QB, Columbia, 1976
- \* Donnelly, George, DB, Illinois, 1965-67
- \* Donohue, Leon, T, San Jose State, 1962-64
- \* Dove, Eddie, HB, Colorado, 1959-62
- \* Dow, Harley, G, San Jose State, 1950
- \* Dowdle, Mike, LB, Texas, 1963-65
- \* Downing, Walt, C-G, Michigan, 1978-83
- Downs, Bob, HB, Northwestern, 1962-66
- \* Dugan, Fred, E, Dayton, 1958-59
- Duncan, Maury, QB, San Francisco State, 1954-55
- Dungy, Tony, DB, Minnesota, 1979
- Durdan, Don, HB, Oregon State, 1946-47
- Durham, Darius, WR, San Diego State, 1983
- E —
- Easley, Walt, FB, West Virginia, 1981-82
- \* Edwards, Earl, DT, Wichita, 1969-72
- \* Elam, Cleveland, DE, Tennessee State, 1976-78
- Elia, Bruce, LB, Ohio State, 1976-78
- Elliott, Charles, T, Oregon, 1948
- Elliott, Lenvil, RB, N.E. Missouri State, 1979-81
- \* Ellison, Riki, LB, USC, 1983-85
- Elston, Art, C, South Carolina, 1946-48
- Enderle, Dick, G, Minnesota, 1976
- Endriss, Al, E, San Francisco State, 1952
- Eshmont, Len, HB, Fordham, 1946-49
- Evans, Ray, G, Texas Western, 1949-50
- Evansen, Paul, G, Oregon State, 1948

— F —

- Fahnhorst, Jim, LB, Minnesota, 1985
- \* Fahnhorst, Keith, T, Minnesota, 1974-85
- \* Fajer, Nick, G, Georgia, 1951-54
- \* Ferrari, Ron, LB, Illinois, 1982-85
- Ferrell, Bob, RB, UCLA, 1976-80
- Fisk, Bill, E, USC, 1946-47
- \* Forrest, Ed, C, Santa Clara, 1946-47
- \* Francis, Phil, RB, Stanford, 1979-80
- Francis, Russ, TE, Oregon, 1982-85
- Franceschi, Pete, HB, San Francisco 1946
- \* Frank, John, TE, Ohio State, 1985
- Freitas, Jesse, QB, Santa Clara, 1946
- \* Fuller, Jeff, S-LB, Texas A&M, 1984-85
- \* Fuller, John, DB, Lamar Tech, 1968-72
- G —
- Gaiters, Bob, HB, New Mexico State, 1962-63
- Galiffa, Arnie, QB, West Point, 1954
- Galigher, Ed, DT, UCLA, 1977-79
- \* Garlin, Don, HB, USC, 1949-50
- Garrett, Len, TE, New Mexico Highlands, 1975
- Gavric, Momcilo, K, Belgrade, 1969
- Gehrke, Fred, HB, Utah, 1950
- Gervais, Rick, S, Stanford, 1981-83
- Gilbert, Lewis, TE, Florida, 1980
- \* Goad, Paul, FB, Abilene Christian, 1956
- \* Gonsoulin, Austin, DB, Baylor, 1967
- Gonzaga, John, T, Mt. Diablo High (Calif.), 1956-59
- Gossett, Bruce, K, Richmond, 1970-74
- Gray, Tim, DB, Texas A&M, 1979
- Greenlee, Fritz, LB, Arizona, 1969
- Gregory, Garlin, G, Louisiana Tech, 1946-47
- Grgich, Visco, G, Santa Clara, 1946-52

— H —

- Hall, Forrest, HB, San Francisco, 1948
- Hall, Parker, HB, Mississippi, 1946
- \* Hall, Windian, S, Arizona State, 1972-75
- Hanley, Dick, C, Fresno State, 1947
- Hantla, Bob, G, Kansas, 1954-55
- \* Hardman, Cedrick, DE, North Texas State, 1970-79
- \* Hardy, Carroll, HB, Colorado, 1955

- \* Hardy, Edgar, G, Jackson State, 1973
- Hardy, Kevin, DT, Notre Dame, 1968
- Harkey, Lem, HB, Emporia State, 1955
- \* Harmon, Derrick, RB-KR, Cornell, 1984-85
- \* Harper, Willie, LB, Nebraska, 1973-83
- Harris, Joe, LB, Georgia Tech, 1978
- \* Harris, Tony, WR, Toledo, 1971
- \* Harrison, Bob, LB, Oklahoma, 1959-61, 1965-67
- \* Harrison, Kenny, WR, SMU, 1976-78
- \* Hart, Tom, DE, Morris Brown, 1968-77
- \* Hart, Jeff, T, Oregon State, 1975
- \* Hart, John, DT, Iowa, 1981-83-85
- Hayes, Bob, WR, Florida A&M, 1975
- Hays, Harold, LB, Southern Mississippi, 1968-69
- \* Hazeltine, Matt, LB, California, 1955-68
- Henderson, Thomas, LB, Langston, 1980
- \* Henke, Ed, E, USC, 1951-52, 1955-60
- \* Herchman, Bill, T, Texas Tech, 1956-59
- \* Hettema, Dave, T, New Mexico, 1967
- Hicks, Dwight, S, Michigan, 1979-85
- Hilton, Scott, LB, Salem College, 1979-80
- \* Hindman, Stan, DE, Mississippi, 1966-71, 1973-74
- Hobbs, Homer, G, Georgia, 1949-50
- \* Hofer, Paul, RB, Mississippi, 1976-81
- Hogan, Mike, FB, Tennessee-Chattanooga, 1979
- \* Hogland, Doug, G, Oregon State, 1953-55
- Holladay, Bob, HB, Tulsa, 1956-57
- Hollas, Hugo, DB, Rice, 1974
- \* Holmes, Mike, DB, Texas Southern, 1974-75
- \* Holmoe, Tom, S, BYU, 1983-84
- \* Holzer, Tom, DE, Louisville, 1967
- Horn, Bob, LB, Oregon State, 1982-83
- Horne, Dick, E, Oregon, 1947
- \* Hoskins, Bob, DT, Wichita State, 1970-75
- Howell, Clarence, E, Texas A&M, 1948
- Huff, Gary, QB, Florida State, 1980
- \* Huff, Marty, LB, Michigan, 1972
- \* Hughes, Ernie, G, Notre Dame, 1978-80
- \* Hull, Tom, LB, Penn State, 1974
- \* Hunt, Charlie, LB, Florida State, 1973

— I —

- \* Isenbarger, John, RB, Indiana, 1970-73
- J —
- \* Jackson, Jim, HB, Western Illinois, 1966-67
- Jackson, Randy, RB, Wichita, 1973
- \* Jackson, Wilbur, RB, Alabama, 1974-79
- Jennings, Rick, WR, Maryland, 1977
- \* Jessup, Bill, E, USC, 1951-52, 1954-58
- Johnson, Bill, C, Tyler J.C., 1948-56
- \* Johnson, Charlie, DT, Louisville, 1966-67
- Johnson, Charles, DB, Grambling, 1979-80
- Johnson, Eric, S, Washington State, 1979
- Johnson, Gary, DT, Grambling, 1984-85
- \* Johnson, Jim, HB, UCLA, 1961-76
- Johnson, John Henry, HB, St. Mary's/Arizona State, 1954-56
- \* Johnson, Kermit, RB, UCLA, 1975-76
- \* Johnson, Leo, WR, Tennessee State, 1969-70
- \* Johnson, Rudy, HB, Nebraska, 1964-65
- \* Johnson, Sammy, RB, North Carolina, 1974-76
- \* Jones, Arrington, FB, Winston-Salem, 1981
- Jones, Larry, WR, N.E. Missouri State, 1978
- Judie, Ed, LB, Northern Arizona, 1982-83
- Jury, Bob, S, Pittsburgh, 1978

— K —

- \* Kammerer, Carl, LB, Pacific, 1961-62
- Kelcher, Louie, NT, SMU, 1984
- Kelly, Gordon, LB, Georgia, 1960-61
- Kennedy, Allan, T, Washington State, 1981-84
- Kenny, Charles, G, San Francisco, 1947
- Kilgore, Jon, P, Auburn, 1969
- \* Kilmer, Bill, OB, UCLA, 1961-66

- Kimbrough, Elbert, HB, Northwestern, 1962-66  
 Knafelc, Gary, E, Colorado, 1963  
 Knutson, Steve, G-T, USC, 1978  
 Kopay, Dave, HB, Washington, 1964-67  
 Kovach, Jim, LB, Kentucky, 1985  
 \* Kraemer, Eldred, G, Pittsburgh, 1955  
 Krahl, Jim, DT, Texas Tech, 1980  
 \* Kramer, Kent, TE, Minnesota, 1966  
 \* Krueger, Charles, DT, Texas A&M, 1959-73  
 Krueger, Rolf, DE, Texas A&M, 1972-74  
 \* Kugler, Pete, DT, Penn State, 1981-83  
 Kuzman, John, T, Fordham, 1946  
 \* Kwalick, Ted, TE, Penn State, 1969-74
- L —
- \* Lakes, Roland, DT, Wichita State, 1961-70  
 Land, Fred, T, LSU, 1948  
 Land, Mel, DE, Michigan State, 1980  
 Larson, Bill, TE, Colorado State, 1975  
 LaRose, Dan, DE, Missouri, 1965  
 Lash, Jim, WR, Northwestern, 1976  
 Latimer, Al, CB, Clemson, 1980  
 \* Laughlin, Bud, FB, Kansas, 1955  
 Lawrence, Amos, RB, North Carolina, 1981-82  
 Lawson, Steve, G, Kansas, 1976  
 \* LeCount, Terry, WR, Florida, 1978  
 \* Ledyard, Hal, QB, UT-Chattanooga, 1953  
 \* Lee, Dwight, RB, Michigan State, 1968  
 \* Leonard, Tony, DB, Virginia Union, 1976  
 \* Leopold, Bobby, LB, Notre Dame, 1980-83  
 \* Lewis, Eddie, DB, Kansas, 1976-79  
 \* Lewis, Gary, FB, Arizona State, 1964-69  
 Lillywhite, Veri, HB, USC, 1948-51  
 \* Lind, Mike, FB, Notre Dame, 1963-64  
 Lindstrom, Chris, DT, Boston College, 1983  
 \* Lisbon, Don, HB, Bowling Green, 1963-64  
 Livingston, Howie, HB, Fullerton J.C., 1950  
 Lockett, J.W., RB, Central (Okla.) State, 1961  
 Looney, Jim, LB, Purdue, 1981  
 \* Lopasky, Bill, G, West Virginia, 1961  
 \* Lott, Ronnie, CB, USC, 1981-85  
 Loyd, Alex, E, Oklahoma State, 1950  
 \* Luna, Bob, HB, Alabama, 1955  
 Lyles, Lenny, HB, Louisville, 1959-60
- M —
- \* MacAfee, Ken, TE, Notre Dame, 1978-79  
 \* Mackey, Dee, TE, East Texas State, 1960  
 \* Maderos, George, HB, Chico State, 1955-56  
 \* Magac, Mike, G, Missouri, 1960-64  
 Maloney, Norm, E, Purdue, 1948-49  
 Manley, Joe, LB, Mississippi State, 1953  
 Martin, Bob, LB, Nebraska, 1979  
 Martin, Saladin, DB, San Diego State, 1981  
 Masini, Leonard, FB, Fresno State, 1947-48  
 Mason, Lindsey, T, Kansas, 1982  
 Matheson, Riley, G-LB, Texas Western, 1948  
 Mathews, Ned, HB, UCLA, 1946-47  
 Matthews, Clay, E, Georgia Tech, 1950, 1953-55  
 Matuszak, Marv, LB, Tulsa, 1957-58  
 Maurer, Andy, G, Oregon, 1976  
 McAlister, Ken, LB-S, San Francisco, 1983  
 \* McCann, Jim, P, Arizona State, 1971-72  
 McColl, Milt, LB, Stanford, 1981-85  
 \* McCormick, Dave, T, LSU, 1966  
 \* McCormick, Tom, HB, Pacific, 1956  
 \* McCormick, Walt, C, USC, 1948  
 \* McCray, Willie, DE, Troy State, 1978  
 \* McElhenny, Hugh, HB, Washington, 1952-60  
 \* McFarland, Kay, HB, Colorado State, 1962-68  
 \* McGee, Willie, WR, Alcorn A&M, 1976  
 \* McGill, Ralph, CB, Tulsa, 1972-76  
 McHan, Lamar, QB, Arkansas, 1963  
 McIlhenny, Don, HB, SMU, 1961  
 \* McIntyre, Guy, G, Georgia, 1984-85  
 McIntyre, Jeff, LB, Arizona State, 1979  
 McKoy, Billy, LB, Purdue, 1974
- \* McLemore, Dana, KR-CB, Hawaii, 1982-85  
 McNeil, Clifton, E, Grambling, 1968-69  
 Mellekas, John, C, Arizona, 1962  
 Mellus, John, T, Villanova, 1946  
 Melville, Dan, P, California, 1979  
 \* Mertens, Jerry, HB, Drake, 1958-65  
 \* Messer, Dale, HB, Fresno State, 1961-65  
 \* Meyers, Bob, FB, Stanford, 1952  
 \* Michalik, Art, G, St. Ambrose, 1953-54  
 \* Mike, Bob, T, UCLA, 1948-49  
 \* Mike-Mayer, Steve, K, Maryland, 1975-76  
 Miles, Searcy, QB, San Jose State, 1954-56  
 \* Miller, Clark, E, Utah State, 1962-68  
 \* Miller, Hal, T, Georgia Tech, 1953  
 \* Miller, Jim, P, Mississippi, 1980-82  
 \* Miller, Johnny, G, Livingston, 1977-78  
 \* Mira, George, QB, Miami (Fla.), 1964-68  
 \* Mitchell, Dale, LB, USC, 1976  
 \* Mitchell, Tom, TE, Bucknell, 1974-77  
 \* Mixon, Bill, HB Georgia, 1953-54  
 \* Moegle, Dick, HB, Rice, 1955-59  
 \* Momsen, Bob, G, Ohio State, 1952  
 \* Monachino, Jim, HB, California, 1951  
 \* Monds, Wonder, DB, Nebraska, 1978  
 \* Monroe, Carl, RB-KR, Utah, 1983-85  
 \* Montana, Joe, QB, Notre Dame, 1979-85  
 \* Montgomery, Blanchard, LB, UCLA, 1983-84  
 \* Moore, Dean, LB, Iowa, 1978  
 \* Moore, Eugene, RB, Occidental, 1969  
 \* Moore, Jeff, RB, Jackson State, 1982-83  
 \* Moore, Manfred, RB, USC, 1974-75  
 \* Morgan, Joe, T, Southern Mississippi, 1949  
 \* Morgan, Melvin, DB, Mississippi Valley, 1979-80  
 \* Morrall, Earl, QB, Michigan State, 1956  
 \* Morris, Dennis, LB, Oklahoma, 1958  
 \* Morris, George, C, Georgia Tech, 1956  
 \* Morrison, Dennis, QB, Kansas State, 1974  
 \* Morton, Dave, LB, UCLA, 1979  
 \* Morton, John, LB, Texas Christian, 1953  
 \* Morze, Frank, C, Boston College, 1957-61  
 \* Moten, Gary, LB, SMU, 1983  
 \* Mudd, Howard, G, Hillsdale, 1964-69  
 \* Myers, Chip, E, N.W. Oklahoma, 1967
- N —
- Nehemiah, Renaldo, WR, Maryland, 1982-84  
 Nichols, Mark, LB, Colorado State, 1988  
 Nicholson, Jim, T, Michigan State, 1981  
 \* Nix, Jack, E, USC, 1950  
 \* Nixon, Tory, San Diego State, 1985  
 \* Nomellini, Leo, T, Minnesota, 1950-63  
 \* Norberg, Hank, E, Stanford, 1946-47  
 \* Nordquist, Mark, G, Pacific, 1976  
 \* Norton, Jim, T, Washington, 1965-66  
 \* Norton, Ray, HB, San Jose State, 1960-61  
 \* Nunley, Frank, LB, Michigan, 1967-76
- O —
- Obradovich, Jim, TE, USC, 1976  
 Odom, Ricky, DB, USC, 1978  
 \* O'Donahue, Pat, E, Wisconsin, 1952  
 Olerich, Dave, E, San Francisco, 1967-68, 1972-73  
 \* Olssen, Lance, T, Purdue, 1968-69  
 Orosz, Tom, P, Ohio State, 1983  
 \* Osborne, Clancy, LB, Arizona State, 1959-60  
 \* Owen, Tom, QB, Wichita State, 1974-75  
 \* Owens, James, WR, UCLA, 1979-80  
 \* Owens, R.C., HB, College of Idaho, 1957-61
- P —
- \* Pace, Jim, HB, Michigan, 1958  
 \* Palatella, Lou, G, Pittsburgh, 1955-58  
 \* Paris, Bubba, T, Michigan, 1982-85  
 \* Parker, Don, G, Virginia, 1967  
 \* Parks, Dave, E, Texas Tech, 1964-67  
 \* Parsons, Earle, HB, USC, 1946-47  
 \* Patera, Dennis, K, BYU, 1968

- Patton, Ricky, RB, Jackson State, 1980-82  
 Pavlich, Chuck, G, Muskegon High (Mich.), 1946  
 Peets, Brian, TE, Pacific, 1981  
 Penchion, Bob, T, Alcorn A&M, 1974-75  
 Peoples, Woody, G, Grambling, 1968-77  
 Perry, Joe, FB, Compton J.C., 1948-60, 1963  
 Perry, Scott, S, Williams, 1980  
 \* Phillips, Mel, DB, North Carolina A&T, 1966-76  
 Pillers, Lawrence, DE, Alcorn A&M, 1980-84  
 \* Pine, Ed, LB, Utah, 1962-64  
 Plunkett, Jim, QB, Stanford, 1976-77  
 Poole, Bob, E, Clemson, 1964-65  
 Powell, Charles, E, San Diego High (Calif.), 1952-53, 1955-57  
 \* Powers, Jim, HB, USC, 1950-53  
 Puddy, Harold T, Oregon, 1948  
 \* Puki, Craig, LB, Tennessee, 1980-81
- Q —
- \* Quillan, Fred, C, Oregon, 1978-85  
 Quilter, Chuck, T, Tyler J.C., 1949
- R —
- \* Raines, Mike, DT, Alabama, 1974  
 Ramson, Eason, TE, Washington State, 1979-83  
 Randle, Sonny, E, Virginia, 1967  
 \* Randolph, Alvin, DB, Iowa, 1966-70, 1974  
 Rasley, Rocky, G, Oregon State, 1976  
 Reed, Joe, QB, Mississippi State, 1972-74  
 \* Reese, Archie, DE, Grambling, 1978-81  
 Reid, Bill, C, Stanford, 1975  
 Remington, Bill, C, Washington State, 1946  
 Renfro, Dick, FB, Washington State, 1946  
 Reynolds, Jack, LB, Tennessee, 1981-84  
 Rhodes, Bruce, DB, San Francisco State, 1976  
 Rhodes, Ray, CB, Tulsa, 1980  
 Rice, Jerry, WR, Mississippi, Valley State, 1985  
 \* Ridlon, Jim, HB, Syracuse, 1957-1962  
 \* Riley, Preston, WR, Memphis State, 1970-72  
 Ring, Bill, RB, BYU, 1981-85  
 \* Rivera, Steve, WR, California, 1976  
 Roberson, Vern DB, Grambling, 1978  
 Roberts, C.R., FB, USC, 1959-62  
 Robinson, Jimmy, WR, Georgia Tech, 1980  
 Robnett, Ed, HB, Texas Tech, 1947  
 \* Rock, Walter, T, Maryland, 1963-67  
 \* Rohde, Len, T, Utah State, 1960-74  
 Roskie, Ken, FB, South Carolina, 1946  
 \* Rubke, Karl, C, USC, 1957-60, 1962-63, 1965  
 Rucka, Leo, C, Rice, 1956  
 Runager, Max, P, South Carolina, 1984-85
- S —
- Sabuco, Tino, C, San Francisco, 1949  
 \* Sagely, Floyd, E, Arkansas, 1954-56  
 Salata, Paul, E, USC, 1949-50  
 \* Sandifer, Bill, DT, UCLA, 1974-76  
 Sandifer, Dan, HB, LSU, 1950  
 \* Sapolu, Jesse, G, Hawaii, 1983  
 \* Sardisco, Tony, G, Tulane, 1956  
 Saunders, John, DB, Toledo, 1974-75  
 Satterfield, Alf, T, Vanderbilt, 1947  
 \* Schabarum, Pete, HB, California, 1951, 1953-54  
 Schiechl, John, C, Santa Clara, 1947  
 \* Schmidt, Henry, T, USC-Trinity (Tex.), 1959-60  
 \* Schreiber, Larry, RB, Tennessee Tech, 1971-75  
 Scoggins, Eric, LB, USC, 1982  
 Scotti, Ben, HB, Maryland, 1964  
 \* Seabron, Thomas, LB, Michigan, 1979-80  
 Seal, Paul, TE, Michigan, 1977-79  
 Sharkey, Ed, G, Duke-UN-Reno, 1955-56  
 \* Shaw, Charles, G, Oklahoma State, 1950  
 \* Shell, Todd, LB, BYU, 1984-85  
 Sheriff, Stan, LB, Cal Poly-SLO, 1956-57  
 Shields, Billy T, Georgia Tech, 1984  
 Shoener, Hal, E, Iowa, 1948-50  
 Shumann, Mike R, Florida State, 1978-79, 1981  
 Shumon, Ron, LB, Wichita State, 1979  
 \* Sieminski, Charlie, T, Penn State, 1963-65  
 Silas, Sam, DE, Southern Illinois, 1969-70  
 Simpson, Mike, DB, Houston, 1970-72  
 Simpson, O.J., RB, USC, 1978-79  
 Singleton, Ron, T, Grambling, 1977-80  
 Sitko, Emil, HB, Notre Dame, 1950  
 \* Skaugstad, Daryle, DT, California, 1983  
 \* Smith, Charles, E, Abilene Christian, 1956  
 Smith, Ernie, HB, Compton J.C., 1955-56  
 Smith, George, C, California, 1947  
 Smith, J.D., HB, North Carolina A&T, 1956-64  
 \* Smith, Jerry, G, Wisconsin, 1952-53  
 Smith, Noland, RB, Tennessee State, 1969  
 \* Smith, Steve, E, Michigan, 1966-67  
 Snead, Norman, QB, Wake Forest, 1974-75  
 \* Sniadecki, Jim, LB, Indiana, 1969-73  
 Solomon, Freddie, WR, Tampa, 1978-84  
 Soltau, Gordy, E, Minnesota, 1950-58  
 Sparks, Dave, G, South Carolina, 1951  
 Spence, Julian, HB, Sam Houston, 1957  
 \* Spurrier, Steve, QB, Florida, 1967-75  
 \* Standlee, Norm, FB, Stanford, 1946-52  
 \* St. Clair, Bob, T, San Francisco-Tulsa, 1953-64  
 Steptoe, Jack, WR, Utah, 1978  
 \* Stickles, Monty, E, Notre Dame, 1960-67  
 Stidham, Howard, LB, Tennessee Tech, 1977  
 Stits, Bill, HB, UCLA, 1957-58  
 \* Stolhandske, Tom, LB, Texas, 1955  
 Stover, Jeff, DE, Oregon, 1982-85  
 \* Strickland, Bishop, FB, South Carolina, 1951  
 \* Strong, Jim, RB, Houston, 1970  
 Strzykalski, John, HB, Marquette, 1946-52  
 \* Stuckey, Jim, DE, Clemson, 1980-85  
 Sullivan, Bob, HB, Holy Cross, 1948  
 Susoeff, Nick, E, Washington State, 1946-49  
 Suto, John, T, San Jose State, 1962  
 \* Swinford, Wayne, DB, Georgia, 1965-67
- T —
- Tanner, Hamp, T, Georgia, 1951  
 Tautolo, Terry, LB, UCLA, 1980-81  
 \* Taylor, Bruce, CB, Boston U, 1970-77  
 Taylor, Roosevelt, S, Grambling, 1969-71  
 Teresa, Tony, HB, San Jose State, 1958  
 \* Thomas, Aaron, E, Oregon State, 1961  
 \* Thomas, Jimmy, RB, Texas-Arlington, 1969-73  
 \* Thomas, John, T, Pacific, 1958-67  
 \* Thomas, Lynn, DB, Pittsburgh, 1981-82  
 Thornton, Rupe, G, Santa Clara, 1946-47  
 \* Threadgill, Bruce, S, Mississippi State, 1978  
 \* Tidwell, Billy, HB, Texas A&M, 1954  
 \* Times, Ken, DT, Southern (La.), 1980  
 Titchenal, Bob, E, San Jose State, 1946  
 \* Tittle, Y.A., QB, LSU, 1951-60  
 \* Toney, Bob, T, Notre Dame, 1952, 1954-59  
 \* Trimble, Wayne, DB, Alabama, 1967  
 Tubbs, Jerry, LB, Oklahoma, 1958-59  
 Tucker, Bill, RB, Tennessee A&I, 1967-70  
 \* Tuasosopo, Manu, DT, UCLA, 1984-85  
 \* Turner, Keena, LB, Purdue, 1980-85  
 Tyler, Wendell, RB, UCLA, 1983-85
- U —
- None
- V —
- Van Doren, Bob, E, USC, 1953  
 \* Vanderbundt, Skip, LB, Oregon State, 1969-77  
 \* Vaughan, Ruben, DT, Colorado, 1979  
 Vaught, Ted, E, Texas Christian, 1953  
 \* Vetrano, Joe, HB, Southern Mississippi, 1946-49  
 Vincent, Ted, DT, Wichita State, 1979-80

- Visger, George, DT, Colorado, 1980
- \* Vollenweider, Jim, FB, Miami (Fla.), 1962-63
  - W —
  - Wagner, Lowell, HB, USC, 1949-53, 1955
  - Wallace, Bev, QB, Compton J.C., 1947-49
  - \* Walker, Elliott, RB, Pittsburgh, 1978
  - Walker, Val Joe, HB, SMU, 1957
  - Walter, Michael, LB, Oregon, 1984-85
  - \* Washington, Dave, LB, Alcorn A&M, 1975-76
  - \* Washington, Gene, WR, Stanford, 1969-76
  - \* Washington, Tim, CB, Fresno State, 1982
  - \* Washington, Vic, RB, Wyoming, 1971-73
  - \* Waters, Bob, QB, Presbyterian, 1960-64
  - \* Watson, John, T, Oklahoma, 1971-76
  - \* Webb, Jimmy, DT, Mississippi State, 1975-80
  - Wersching, Ray, K, California, 1977-85
  - West, Robert, WR, San Diego State, 1974
  - \* White, Bob, HB, Stanford, 1951-52
  - \* Wilcox, Dave, LB, Oregon, 1964-74
  - Wilkerson, Jerry, DE, Oregon State, 1980
  - \* Willard, Ken, FB, North Carolina, 1965-73
  - Williams, Dave, RB, Colorado, 1977
  - \* Williams, Delvin, RB, Kansas, 1974-77
  - \* Williams, Gerard, DB, Langston, 1979-80
  - \* Williams, Herb, CB, Southern (La.), 1980
  - Williams, Howie, HB, Howard, 1963
  - Williams, Joel, C, Texas, 1948
  - Williams, John, HB, USC, 1954
  - \* Williams, Newton, RB, Arizona State, 1982
  - Williams, Roy, T, Pacific, 1958-64

- \* Williams, Vince, FB, Oregon, 1982-83
- \* Williamson, Carlton, S, Pittsburgh, 1981-85
- \* Wilson, Billy, E, San Jose State, 1951-60
- Wilson, Jerry, LB, Auburn, 1960
- \* Wilson, Jim, G, Georgia, 1965-66
- Wilson, Mike, WR, Washington State, 1981-85
- \* Windsor, Bob, E, Kentucky, 1967-71
- Winston, Lloyd, FB, USC, 1962-63
- Wisnann, Pete, LB, St. Louis, 1949-52, 1954
- \* Witcher, Dick, E, UCLA, 1966-73
- \* Wittenborn, John, G, Southeast Missouri, 1958-60
- \* Wittum, Tom, P, Northern Illinois, 1973-77
- Wolitt, John, DB, Mississippi State, 1968-69
- Wondolowski, Bill, WR, Eastern Montana, 1969
- Woods, Don, RB, New Mexico, 1980
- \* Woodson, Abe, HB, Illinois, 1958-64
- Woudenberg, John, T, Denver, 1946-49
- \* Wright, Eric, CB, Missouri, 1981-85

— X —  
None

— Y —

Yonamine, Wally, HB, Farrington High (Hi.), 1947

- Young, Charlie, TE, USC, 1980-82
- \* Youngelman, Sid, T, Alabama, 1955
- Yowsky, Walt, C, Kentucky, 1958

— Z —

Zamlynsky, Zigmund, HB, Villanova, 1946

## 49ers' DRAFT PRE-1950

### 1947 AFFC

Held December 20-21, 1946

The AFFC's first draft was held in the same manner as the NFL draft—teams drafting in inverse order of finish. Buffalo, which had finished the 1946 season with the same record as Brooklyn, drafted second in each round, however, with Brooklyn drafting third. Although Miami was no longer in the league by the time the 1947 season was played, it was at the time of the draft. Miami's selections later were granted to the new Baltimore Colts. Prior to the regular draft, "special selections" were made. It is not known why these selections weren't part of the regular draft or in what order they were made. All teams had two, except Buffalo, which had five, and the Los Angeles Dons and San Francisco, which had one each. Most likely, Los Angeles and San Francisco each traded one of its choices to Buffalo. The regular draft was 15 rounds, followed by a "supplemental draft," in which various teams didn't get choices. From rounds 16 through 20, Cleveland and the New York Yankees didn't make selections. From rounds 21 through 25, Cleveland, New York, San Francisco, and Los Angeles

didn't receive selections. Like current NFL drafts, the AFFC drafts indicated an overall order of selection, which is shown by a number after each player's school.

#### SAN FRANCISCO

- Davis, Glenn  
B, Army
1. LeForce, Clyde  
B, Tusla, 6
  2. Wiese, Bob  
B, Michigan, 14
  3. Duke, Paul  
C, Georgia Tech, 22
  4. Samuel, Don  
B, Oregon State, 30
  5. Satterfield, Alf  
T, Vanderbilt, 38
  6. Zilly, John  
E, Nortre Dame, 46
  7. Knight, Gene (Red)  
B, LSU, 54

8. Malmberg, Charlie  
T, Rice, 62
9. Leonetti, Bob  
G, Wake Forest, 70
10. Broyles, Frank  
QB, Georgia Tech, 78
11. Tyree, Jim  
E, Oklahoma, 86
12. Robnett, Ed  
B, Texas Tech, 94
13. Slater, Walter  
B, Tennessee, 102
14. Wheeler, Earl  
C, Arkansas, 110
15. Proctor, Les  
G, Texas, 118
16. DeRogatis, Al  
T, Duke, 126
17. Tullos, Earl  
T, LSU, 132
18. Meeks, Bryant  
C, South Carolina, 138
19. Royston, Ed  
G, Wake Forest, 144
20. Bumgardner, Max  
E, Texas, 150

## 1948 AFFC

Held December 16, 1947

The draft increased to 30 rounds, and the best teams from the preceding season again received fewer choices, but this year those lost selections were earlier in the draft than in 1947. Each team selected in the first round. The next nine rounds varied greatly. In the second round, only the Chicago Rockets and Baltimore received a choice. In the third, seventh, and ninth rounds, each team made a selection. In the fourth and sixth rounds, Cleveland and the New York Yankees didn't receive selections. In the fifth round, only the Rockets, Baltimore, and Brooklyn received picks. And in the eighth and tenth rounds, only the Rockets, Baltimore, Brooklyn, and the Los Angeles Dons received picks. After the tenth round, each team made selections throughout the next 20 rounds.

### SAN FRANCISCO

1. Scott, Joe  
B, San Francisco, 5
3. Cason, Jim  
B, LSU, 15
4. McCormick, Walt  
C, USC, 23
6. Land, Fred  
T, LSU, 32
7. O'Reilly, Phil  
T, Purdue, 38
9. Luongo, Bill  
B, Pennsylvania, 50
11. Steckroth, Bob  
E, William & Mary, 62
12. Malinowski, Gene  
C, Detroit, 70
13. Modzelski, Len  
T, Scranton, 78
14. Rideout, Les  
T, Bowling Green, 86
15. Olsonoski, Larry  
T, Purdue, 94
16. Matulich, Wally  
B, Mississippi State, 102
17. Ravensberg, Bob  
E, Indiana, 110

18. Pritula, Bill  
T, Michigan, 118
19. Fitzgerald, Art  
B, Yale, 126
20. Barbolak, Pete  
T, Purdue, 134
21. Loepfe, Dick  
T, Wisconsin, 142
22. Heck, Bob  
E, Purdue, 150
23. Lanhorne, Floyd  
G, Texas Tech, 158
24. Bryant, Goble  
B, Pennsylvania, 174
25. Talarico, Bill  
B, Pennsylvania, 174
26. Marshall, Everett  
T, Pennsylvania, 182
27. Moss, Perry  
B, Illinois, 190
28. Bell, Bill  
QB, Muhlenberg, 198
29. Siegert, Herb  
G, Illinois, 206
30. Williams, Frank  
B, Utah State, 214

## 1949 AFFC

Held December 21, 1948

In determining the draft order, the divisional playoff game between Buffalo and Baltimore was added to the regular season finish. This made the order of selection for the three teams that had tied during the regular season Baltimore (7-8), the Los Angeles Dons (7-7), and Buffalo (8-7). For the first time in the AAFC, there were several trades for selections. There were 29 rounds, and again the teams with a lower finish in 1946 received more selections. Each team received a first-round choice. The Chicago Rockets, the New York Yankees, and Baltimore received a second-round selection, and Brooklyn received a third-round pick. Every team then selected in each round through the sixteenth. Everyone but Cleveland and San Francisco made choices from rounds 17 through 21, and then just Chicago, Brooklyn, and New York from rounds 22 through

24. Each selected again in round 25, and each team except Chicago, Brooklyn, and New York from rounds 26 through 30.

### SAN FRANCISCO

1. Fritz, Chester  
T, Missouri, 7
3. Lovuolo, Frank  
E, St. Bonaventure, 20
4. De Nola, Mike  
B, Scranton, 28
5. Brodnax, George  
E, Georgia Tech, 36
6. Hamberger, John  
T, SMU, 44
7. Steigman, Dan  
C, North Carolina, 52
8. Reid, Bernie  
G, Georgia, 60
9. Wendt, Fred  
B, Texas-El Paso, 68
10. Flowers, Dick  
T, Alabama, 76
11. Lund, Bob  
B, Tennessee, 84
12. Baker, Jon  
G, California, 92
13. Reichert, Jim  
G, Arkansas, 100
14. Garlin, Don  
B, California, 106
15. Wismann, Pete  
C, St. Louis, 116
16. Hobbs, Homer  
G, Georgia, 124
25. Schoultz, Paul  
B, Miami (Ohio), 171
26. Kelly, Jack  
T, Louisiana Tech, 176
27. Flanakin, Jasper  
E, Baylor, 181
28. Smith, Rudy  
T, Louisiana Tech, 186
29. Long, Gordon  
B, Arkansas, 191

# 49ers' Initial Draft Selections (1950-PRESENT)

- 1950 Leo Nomellini (T) Minnesota
- 1951 Y.A. Tittle (QB) LSU#
- 1952 Hugh McElhenny (HB) Washington
- 1953 Harry Babcock (E) Georgia†
- 1954 Bernie Faloney (QB) Maryland
- 1955 Dick Moegle (HB) Rice
- 1956 Earl Morrall (QB) Michigan State
- 1957 John Brodie (QB) Stanford
- 1958 Jim Pace (HB) Michigan
- 1959 Dave Baker (HB) Oklahoma
  
- 1960 Monty Stickles (WR) Notre Dame
- 1961 Jim Johnson (HB) UCLA
- 1962 Lance Alworth (WR) Arkansas
- 1963 Kermit Alexander (RB) UCLA
- 1964 Dave Parks (WR) Texas Tech†
- 1965 Ken Willard (FB) North Carolina
- 1966 Stan Hindman (DE) Mississippi
- 1967 Steve Spurrier (QB) Florida
- 1968 Forrest Blue (C) Auburn
- 1969 Ted Kwalick (TE) Penn State
  
- 1970 Cedrick Hardman (DE) North Texas State
- 1971 Tim Anderson (S) Ohio State
- 1972 Terry Beasley (WR) Auburn
- 1973 Mike Holmes (DB) Texas Southern
- 1974 Wilbur Jackson (RB) Alabama
- 1975 Jimmy Webb (DE) Mississippi State
- 1976 Randy Cross (C) UCLA
- 1977 Elmo Boyd (WR) Eastern Kentucky
- 1978 Ken MacAfee (TE) Notre Dame
- 1979 James Owens (WR-RB) UCLA
  
- 1980 Earl Cooper (RB) Rice
- 1981 Ronnie Lott (DB) Southern California
- 1982 William "Bubba" Paris (T) Michigan
- 1983 Roger Craig (RB) Nebraska
- 1984 Todd Shell (LB) Brigham Young
- 1985 Jerry Rice (WR) Mississippi Valley State
- 1986 Larry Roberts (DE) Alabama

# Played for Baltimore in 1948-49-50 . . . players of that defunct Colt franchise were placed in the NFL draft pool for 1951.

† NFL's No. 1 Pick

# 49ERS' ALL-TIME NFL DRAFT

## 1950

(Drafted Alternately 9-10)

- NOMELLINI, LEO**  
T, 6-3, 260, Minnesota
- CAMPORA, DON**  
T, 6-3, 270, Pacific
- COLLINS, RAY**  
T, 6-0, 230, LSU
- BAILEY, MORRIS**  
E, 6-2, 215, Texas Christian
- KANE, HARRY**  
C, 6-1, 215, Pacific
- VAN POOL, DON**  
E, 6-3, 225, Oklahoma
- BERRY, LINDY**  
B, 6-0, 180, Texas Christian
- WILLIAMS, ELLERY**  
E, 6-2, 200, Santa Clara
- ZINACH, PETE**  
B, 6-0, 190 West Virginia
- CELERI, BOB**  
B, 5-10, 175, California
- DOW, HARLEY**  
T, 6-2, 220, San Jose State
- BURKE, DON**  
B, 6-0, 235, Southern Cal
- CECCONI, LOU**  
B, 5-8, 171, Pittsburgh
- PAYNE, TOM**  
E, 6-2, 200, Santa Clara
- GRAMPSEY, LEO**  
E, 6-1, 195, St. Bonaventure
- SHAW, CHARLEY**  
G, 6-3, 195, Oklahoma A & M
- VAN METER, CLIFF**  
B, 6-1, 198, Tulane
- GENITO, RALPH**  
B, 5-11, 180, Kentucky
- KLEIN, FORREST**  
G, 6-0, 205, California
- NIX, JACK**  
E, 6-2, 205, Southern Cal
- ALKER, GUERIN**  
C, 6-1, 207, Loyola
- WILSON, BILLY**  
E, 6-3, 198, San Jose State
- WILLIAMS, JIM**  
E, 6-2, 185, Rice
- WYMAN, BILL**  
T, 6-2, 220, Rice
- DUNN, BOB**  
G, 6-2, 200, Dayton
- POWERS, JIM**  
B, 6-0, 183, Southern Cal
- JOHNSON, KEN**  
G, 6-3, 200, Pacific
- HALL, CHARLEY**  
B, 6-1, 190, Arizona
- WHELAN, BOB**  
B, 5-11, 175, Boston U.
- STILLWELL, BOB**  
E, 6-0, 200, Southern Cal
- MIXON, BILL**  
HB, 5-11, 197, Georgia
- Choice To Cleveland**
- STEEER, DICK**  
T, 6-3, 225, Drake
- STRICKLAND, BISHOP**  
HB, 5-10, 195, Southern Cal
- FORBES, DICK**  
E, 6-2, 215, St. Ambrose
- ARENAS, JOE**  
HB, 5-11, 180, Omaha
- VAN ALSTYNE, BRUCE**  
E, 6-3, 205, Stanford
- FEHER, NICK**  
G, 6-0, 220, Georgia
- JESSUP, BILL**  
E, 6-1, 195, Southern Cal
- MONACHINO, JIM**  
HB, 5-10, 190, California
- MARVIN, DICK**  
E, 6-3, 190, Georgia Tech
- BERRY, REX**  
B, 5-11, 180, Brigham Young
- SPARKS, DAVE**  
G, 6-1, 228, South Carolina
- WHITE, BOB**  
B, 5-11, 174, Stanford
- MICHALIK, ART**  
G, 6-2, 225, St. Ambrose
- MURPHY, JIM**  
T, 6-3, 240, Xavier
- PHILLIPS, JOHN**  
B, 6-0, 178, Mississippi State
- TALE, AL**  
T, 5-11, 210, Illinois
- BROWN, HARDY**  
B, 6-0, 195, Tulsa
- WINSLOW, DWIGHT**  
B, 6-3, 205, Boise J.C.
- BRUNSWALD, WALLY**  
HB, 6-0, 170, Gustavus Adolphus
- KINSFORD, TOM**  
B, 5-11, 180, Montana
- PETERSON, MIKE**  
E, 6-1, 201, Denver
- CARPENTER, KEITH**  
T, 6-3, 226, San Jose State
- LUNG, RAY**  
G, 5-9, 209, Oregon
- ROHAN, JACK**  
HB, 6-0, 185, Loras College
- GARNETT, S.P.**  
T, 6-3, 215, Kansas
- FASKE, JERRY**  
HB, 5-9, 190, Iowa

## 1952

(Drafted Alternately 8-9)

- McELHENNY, HUGH**  
HB, 6-1, 198, Washington
- TONEFF, BOB**  
T, 6-2, 252, Notre Dame
- TIDWELL, BILLY**  
HB, 5-9, 178, Texas A&M
- CAMPBELL, MARION**  
T, 6-3, 245, Georgia
- O'DONAHUE, PAT**  
E, 6-1, 205, Wisconsin

## 1951

(Drafted Alternately 2-3)

- TITTLE, Y.A.**  
QB, 6-0, 190, LSU
- SCHABARUM, PETE**  
HB, 5-11, 185, California

- BEASLEY, JIM**  
C, 6-4, 215, Tulsa
- ROBISON, DON**  
B, 6-1, 190, California
- SMITH, JERRY**  
T, 6-1, 230, Wisconsin
- CHRISTIAN, GLEN**  
HB, 5-10, 180, Idaho
- WEST, CARL**  
B, 6-2, 214, Mississippi
- KIMMEL, J.D.**  
T, 6-4, 245, Army - Houston
- SNYDER, FRED**  
E, 6-1, 180, Loyola
- YEAGER, RUDY**  
T, 6-3, 210, LSU
- SIMONS, FRANK**  
E, 6-3, 195, Nebraska
- NORMAN, HALDO**  
E, 6-3, 200, Gustavus Adolphus
- MEYERS, BOB**  
B, 6-2, 185, Stanford
- BALDOCK, AL**  
E, 6-2, 200, Southern Cal
- CAREY, BILL**  
E, 6-4, 219, Michigan State
- TALARICO, SAM**  
T, 6-0, 207, Indiana
- YATES, JESS**  
E, 6-2, 190, LSU
- OFFIELD, GENE**  
E, 5-11, 195, Hardin-Simmons
- COZAD, JIM**  
T, 6-2, 215, Santa Clara
- GLAZIER, BILL**  
E, 6-1, 189, Arizona
- KREUGER, RALPH**  
T, 6-3, 225, California
- LAUGHLIN, HENRY**  
B, 6-1, 200, Kansas
- KANE, DICK**  
G, 6-3, 215, Cincinnati
- SCHAFF, WALDO**  
T, 6-3, 210, Oklahoma A&M
- PALUMBO, JOE**  
G, 5-10½, 205, Virginia
- MOSHER, CHUCK**  
E, 6-3, 200, Colorado
- PATRICK, DICK**  
C, 6-2, 215, Oregon

## 1953

(Drafted Alternately 9-8-7)

- (A) Bonus Choice: BABCOCK, HARRY**  
E, 6-2, 196, Georgia
- (B) STOLHANDSKE, TOM**  
E, 6-2, 210, Texas
- MORRIS, GEORGE**  
C, 6-3, 235, Georgia Tech
- ST. CLAIR, BOB**  
T, 6-7, 250, Tulsa - USF
- FULLERTON, ED**  
B, 6-0, 205, Maryland
- MILLER, HAL**  
T, 6-4, 240, Georgia Tech
- Choice to Chicago Bears**

†Future Arrival (Redshirt)

7. **CARR, PAUL**  
B, 6-0, 205, Houston
8. **HODGLAND, DOUG**  
T, 6-3, 225, Oregon State
9. **LEDYARD, HAL**  
QB, 6-0½, 185, Chattanooga
10. **BROWN, PETE**  
G, 6-2, 217, Georgia Tech
11. **CHARLTON, AL**  
B, 5-11, 185, Washington State
12. **LEACH, CARSON**  
G, 5-10, 218, Duke
13. **EARLEY, BILL**  
B, 6-1, 198, Washington
14. **FLETCHER, TOM**  
B, 6-0, 195, St. Mary's & Arizona State
15. **GENTHNER, CHARLEY**  
T, 6-2, 225, Texas
16. **DURIG, FRED**  
B, 6-1, 200, Bowling, Green
17. **LATHAM, HUGH**  
T, 6-3, 225, San Diego State
18. **WACHOLZ, STAN**  
E, 6-3½, 200, San Jose State
19. **DuCLOS, KING**  
E, 6-3, 218, Texas Western
20. **HUIZINGA, RAY**  
T, 6-5, 230, Northwestern
21. **BAHNSEN, KEN**  
B, 5-10, 200, North Texas State
22. **ROBBINS, LAVERNE**  
G, 5-11½, 225, Midwestern
23. **HUNT, TRAVIS**  
T, 6-1, 220, Alabama
24. **MORGAN, ED**  
B, 6-1, 195, Tennessee
25. **STOCKERT, ERNIE**  
E, 6-6, 220, UCLA
26. **COOPER, HARLEY**  
B, 6-1, 195, Arizona State
27. **McCLEOD, RALPH**  
E, 6-4, 205, LSU
28. **HOVIKOFF, TOM**  
B, 6-0, 195, Oregon
29. **STILLWELL, DON**  
E, 6-1, 180, Southern Cal
30. No pick as result of BONUS CHOICE

## 1954

(Drafted 10th)

1. **FALONEY, BERNIE**  
QB, 6-1, 190, Maryland
2. **RUCKA, LEO**  
G, 6-3, 225, Omaha
3. **KORCHECK, STEVE**  
C, 6-1, 205, George Washington
4. **BOXHOLD, CHARLIE**  
HB, 5-11, 186, Maryland
5. **MINCEVICH, FRANK**  
G, 6-2, 245, South Carolina
6. **SAGELY, FLOYD**  
E, 6-1, 187, Arkansas
7. **YOUNGELMAN, SID**  
T, 6-3, 247, Alabama
8. Choice to Cleveland
9. **CONNOLLY, TED**  
G, 6-3, 230, Santa Clara-Tulsa
10. **GOSS, DON**  
T, 6-5, 260, SMU

11. **SKOCKO, JOHN**  
E, 6-3, 220, Southern Cal
12. **EASTERWOOD, HAL**  
C, 6-0, 195, Mississippi State
13. **WILLIAMS, MORGAN**  
G, 6-1½, 195, Texas Christian
14. **WILLIAMS, SAM**  
HB, 6-1, 190, California
15. **PALUMBO, SAM**  
G, 6-2, 220, Notre Dame
16. **FIVEASH, BOBBY**  
HB, 5-11, 185, Florida State
17. **KAUTZ, KARL**  
T, 6-2, 245, Texas Tech
18. **KAY, MORRIS**  
E, 6-2, 204, Kansas
19. **EDMISTON, BOB**  
T, 6-2, 255, Temple - Michigan State
20. **DIPIETRO, FRANK**  
B, 6-1, 197, Georgia
21. **ALSUP, HOWARD**  
T, 6-4, 230, Middle Tennessee State
22. **REYNOLDS, RALPH**  
B, 6-0, 186, North Texas State
23. **FENSTEMAKER, LEROY**  
QB, 6-2, 205, Rice
24. **DANIELS, JERRY**  
T, 6-1, 230, Tennessee Tech
25. **PLATT, JOHN**  
FB, 6-2, 215, Elon - Kentucky
26. **BELLO, PETE**  
C, 6-0, 205, Pasadena City College
27. **BAKER, ED**  
G, 6-1½, 225, Omaha
28. **GARBRECHT, BOB**  
FB, 6-1, 205, Rice
29. **DUNN, TED**  
B, 6-1, 200, Murray State - Washington (Missouri)
30. **FOLKS, DON**  
E, 6-2, 210, Houston

## 1955

(Drafted Alternately 8-9)

1. **MOEGLE, DICK**  
HB, 6-0, 180, Rice
2. **MORZE, FRANK**  
T, 6-4, 245, Boston College
3. **HARDY, CARROLL**  
HB, 6-0, 185, Colorado
4. **HAZELTINE, MATT**  
C, 6-2, 201, California
5. **KRAEMER, ELDRED**  
T, 6-3, 235, Pittsburgh
6. **LUNA, BOBBY**  
HB, 5-11, 183, Alabama
7. **DEAN, JOHN**  
QB, 6-1, 195, VPI
- † 8. **MEYERS, FRED**  
QB, 6-2, 205, Oklahoma
- † 9. **PREZIOSIO, FRED**  
T, 6-2, 245, Purdue
10. **ASHBACHER, RON**  
E, 6-3, 220, Oregon State
11. **RATELLA, RUDY**  
E, 6-3½, 215, Omaha
- † 12. **PALATELLA, LOU**  
T, 6-2, 230, Pittsburgh

13. **GASKELL, RICHIE**  
E, 6-2, 195, George Washington
14. **McKEITHAN, NICK**  
HB, 6-1, 195, Duke
15. **HESS, BURDETTE**  
G, 6-0, 220, Idaho
16. **HALL, JIM**  
E, 6-2, 195, Auburn
17. **NEWTON, BOB**  
G, 6-2, 220, San Diego State
18. **PHEISTER, RON**  
E, 6-2, 210, Oregon
19. **GARZOLI, JOHN**  
T, 6-7, 265, California
20. **DYER, GLEN**  
QB, 6-5, 200, Texas
21. **MADEROS, GEORGE**  
E, 6-1, 195, Chico State
22. **VANN, PETE**  
QB, 6-1, 189, Army
- † 23. **GUNNARI, TOM**  
T, 6-2, 220, Washington State
24. **HEASTON, BOB**  
G, 6-2, 222, Cal Poly - SLO
25. **WADE, DEWEY**  
E, 6-1, 225, Kansas State
26. **KERR, JOHNNY**  
QB, 6-0, 170, Purdue
- † 27. **SHOCKEY, DICK**  
QB, 6-3, 210, Marquette
28. **SANDERS, RON**  
HB, 6-0, 185, Stanford
- † 29. **KNIEDINGER, OTTO**  
T, 6-2, 230, Penn State
- † 30. **GONGOLA, BOB**  
QB, 6-3, 180, Illinois

## 1956

(Drafted Alternately 1-2)

1. **MORRALL, EARL**  
QB, 6-1, 190, Michigan State
2. **BOSLEY, BRUCE**  
T, 6-2, 240, West Virginia
3. **HERCHMAN, BILL**  
T, 6-2, 249, Texas Tech
4. **PAJACZKOWSKI, FRANK**  
HB, 6-0, 187, Richmond
5. Choice to Los Angeles
6. **SARDISCO, TONY**  
G-LB, 6-2, 210, Tulane
- † 7. **BARNES, LARRY**  
FB, 6-1, 215, Colorado A&M
8. **SMITH, CHARLES**  
E, 6-2, 200, Abilene Christian
9. **COX, JIM**  
E, 6-3, 190, Cal Poly - SLO
10. **ZALESKI, JERRY**  
HB, 5-10, 195, Colorado A&M
11. **PELL, STEWART**  
T, 6-4, 225, North Carolina
12. **SWEDBERG, ROGER**  
TE, 6-1, 220, Iowa
13. **MOODY, RALPH**  
HB, 6-0, 195, Kansas
- † 14. **OWENS, R.C.**  
E, 6-3, 205, College of Idaho
15. (A) **HENDERSON, REED**  
G-T, 6-2, 235, Utah State

†Future Arrival (Redshirt)

15. (B) **BOYD, GENE**  
(Choice from Pittsburgh)  
HB, 6-0, 200, Abilene  
Christian
16. **HERRING, GEORGE**  
QB, 6-3, 200, Mississippi  
Southern
17. **WEIS, RICHARD**  
T, 6-1, 230, Mississippi
- †18. **YELVERTON, BILLY**  
TE, 6-4, 215, Mississippi
19. **ARRIGONI, PETE**  
HB, 6-0, 185, Arizona
20. **SCARBROUGH, BOB**  
C-G, 6-1, 210, Auburn
21. **JOYNER, L.C.**  
HB-E, 6-1, 185, Contra Costa  
J.C.
22. **WESSMAN, CLARENCE**  
E, 6-3, 235, San Jose State
23. **MONROE, MIKE**  
HB, 6-1, 205, Washington
25. **WALLACE, ED**  
G, 6-3, 260, San Diego J.C.
25. **GOAD, PAUL**  
HB, 6-0, 200, Abilene  
Christian
26. **LOUD, ROMMIE**  
E, 6-0, 215, UCLA
27. **GUSTAFSON, JERRY**  
QB, 6-2, 190, Stanford
- †28. **DREW, JERRY**  
FB, 5-10, 195, California
29. **BENSON, DEAN**  
E, 6-3, 195, Willamette
- †30. **MITCHELL, BOB**  
G-T, 6-0, 204, Puget Sound

## 1957

(Drafted 2nd)

1. **BRODIE, JOHN**  
QB, 6-1, 195, Stanford
2. **WOODSON, ABE**  
HB, 5-11, 188, Illinois
3. **Choice to Los Angeles**
4. (A) **RIDLON, JIM**  
HB, 6-1, 195, Syracuse
4. (B) **SANDUSKY, MIKE**  
(Choice from Chicago Cardinals)  
G, 5-11, 228, Maryland
5. **RUBKE, KARL**  
C, 6-4, 235, Southern Cal
6. (A) **HUNTER, JIM**  
HB, 6-0, 195, Missouri
6. (B) **RHOODES, BILL**  
(Choice from Philadelphia)  
HB, 6-0, 200, Western State
- † 7. **DUGAN, FRED**  
E, 6-3, 195, Dayton
8. **PITTS, ERNIE**  
E, 6-2, 190, Denver
- † 9. **BRUECKMAN, CHARLES**  
C-LB, 6-2, 218, Pittsburgh
- †10. **HURST, JERRY**  
T, 6-7, 240, Middle Tennessee
- †11. **DAVIS, TOM**  
HB, 6-2, 205, LSU
- †12. **SINGTON, FRED**  
T-G, 6-1, 225, Alabama
13. **MACKAY, CHARLES**  
E, 6-4, 190, Arizona State
14. **WARZEKA, RON**  
T, 6-3, 235, Montana State

- †15. **KAISER, EARL**  
HB, 6-0, 190, Houston
16. **KRISTOPAITIS, VIC**  
FB, 6-2, 205, Dayton
17. **KUHN, DAVE**  
C-LB, 6-1, 220, Kentucky
18. **GUY, RICHARD**  
G, 6-3, 225, Ohio State
19. **BABB, GENE**  
FB, 6-2, 210, Austin
20. **DeLOACH, SID**  
G, 6-1, 220, Duke
21. **WILCOX, FRED**  
HB, 6-1, 185, Tulane
22. **TRIPP, PAUL**  
T, 6-3, 240, Idaho State
23. **THOMAS, JOHN**  
E, 6-5, 215, Pacific
24. **LADNER, JOHN**  
E, 6-2, 205, Wake Forest
25. **MEYER, RAY**  
FB, 5-11, 210, Lamar Tech
- †26. **TOPPING, TOM**  
T-G, 6-2, 215, Duke
27. **VICIC, DON**  
FB, 6-1, 210, Ohio State
28. **CURTIS, BILL**  
HB, 6-3, 180, TCU
29. **HALLBECK, VERN**  
LB, 6-2, 213, TCU
30. **PARKS, GEORGE**  
QB, 6-2, 205, Lamar Tech

## 1958

(Drafted Alternately 8-9)

1. (A) **PACE, JIM**  
(Choice from Pittsburgh)  
HB, 6-0, 195, Michigan
1. (B) **KRUEGER, CHARLES**  
T, 6-4, 230, Texas A&M
- † 2. **NEWMAN, BOB**  
QB, 6-2, 190, Washington  
State
3. **HOPPE, BOB**  
HB, 6-0, 190, Auburn
4. **VARONE, JOHN**  
HB, 5-11, 190, Miami
5. **ATKINS, BILL**  
HB, 6-1, 200, Auburn
6. **SCHMIDT, HENRY**  
T, 6-4, 245, Trinity College
7. **Choice traded to Detroit**
8. (A) **MILLS, RON**  
HB 6-1, 180, West Texas  
State
- † 8. (B) **BURTON, LEON**  
(Choice from Chicago Cardinals)  
HB, 5-9, 170, Arizona State
9. **TROUTMAN, GEORGE**  
C, 6-4, 260, Capitol (Ohio)
- †10. **HECKMAN, VEL**  
T, 6-0, 230, Florida
- †11. **WHARTON, ROBERT**  
T, 6-2, 238, Houston
12. **WILLIAMS, PETE**  
T, 6-1, 225, Lehigh
13. (A) **DUKES, HAROLD**  
E, 6-2, 225, Michigan State
13. (B) **YORE, JAMES**  
(Choice from Pittsburgh)  
FB 6-2, 225, Indiana
14. **FIELDS, MAX**  
HB, 5-10, 185, Whittier  
College

15. **Choice traded to Detroit**
16. **SHIRKEY, GEORGE**  
T, 6-4, 250, Stephen F. Austin
17. **WHITTENBORN, JOHN**  
T, 6-2, 238, SE Missouri St.
18. **MORRIS, DENNIT**  
G-LB, 6-1, 230, Oklahoma
19. **MUSHATT, RANNIE**  
G, 6-4, 244, Grambling
20. **MERTENS, JERRY**  
E, 6-0, 185, Drake
21. **CHRISTIAN, DON**  
HB, 6-0, 190, Arkansas
22. **HARTMAN, BRUCE**  
T, 6-0, 245, Luther College
23. **FIELDS, LARRY**  
HB, 6-0, 200, Utah
- †24. **MACKEY, DEE**  
E, 6-5, 227, E. Texas St.
25. **KAUZMAREK, BILL**  
C, 6-0, 225, SW Missouri St.
- †26. **HILL, HILLARD**  
E, 6-1, 188, Southern Cal
27. **WITUCKI, BOB**  
E, 6-3, 225, Notre Dame
28. **WARREN, GARLAND**  
C, 6-1, 225, No. Texas St.
29. **HODGES, HERMAN**  
HB, 6-2, 210, Sam Houston
- †30. **STAHURA, TED**  
T, 6-0, 250, Pittsburgh State

## 1959

(Drafted 6th)

1. (A) **BAKER, DAVE**  
HB, 6-0, 190, Oklahoma
1. (B) **JAMES, DAN**  
(Choice from Pittsburgh)  
C, 6-2, 250, Ohio State
2. **HARRISON, BOB**  
LB, 6-2, 227, Oklahoma
3. **DOVE, EDDIE**  
HB, 6-2, 183, Colorado
4. **CLARK, MONTE**  
DT, 6-6, 260, Southern Cal
5. **GEREMIA, FRANK**  
T, 6-3, 245, Notre Dame
6. **BAVARO, WALLY**  
T, 6-4, 245, Holy Cross
- † 7. (A) **COLCHICO, DAN**  
E, 6-4, 225, San Jose State
7. (B) **ROGERS, DON**  
(Choice from Chicago Cardinals)  
LB, 6-2, 245, South Carolina
8. **AKIN, LEWIS**  
E, 6-4, 210, Vanderbilt
9. **GREEN, ROBERT**  
HB, 5-11, 175, Florida
10. **NAGURSKI, BRONKO**  
T, 6-2, 225, Notre Dame
11. **HAYS, JACK**  
HB, 6-2, 190, Trinity College
12. **KORUTZ, BILL**  
C, 6-2, 250, Dayton
13. **LOPASKY, BILL**  
G, 6-2, 235, West Virginia
14. **DUKES, MICHAEL**  
FB-LB, 6-3, 218, Clemson
15. **BELLAND, JOE**  
HB, 5-10, 182, Arizona State
16. **COOK, BOB**  
HB, 6-3, 185, Idaho State

†Future Arrival (Redshirt)

## 1962

(Drafted 8th)

17. JURCZAK, JEROME  
C, 6-2½, 220, St. Benedict's
18. COWLEY, JACK  
T, 6-2, 210, Trinity College
- †19. OSBORNE, TOM  
HB, 6-3, 195, Hastings  
(Nebraska)
- †20. DEESE, TOBY  
T, 5-10, 185, Georgia Tech
21. CARR, LUTHER  
HB, 5-10, 185, Washington
22. McQUEEN, BURNIO  
E, 6-3, 200, North Carolina  
A&T
23. DOLLAHAN, BRUCE  
T, 6-3, 225, Illinois
24. CHUDY, CRAIG  
E, 6-3, 200, UCLA
- †25. GEE, ROY  
G, 6-2, 200, Trinity College
26. YOUNG, ED  
E, 6-2, 215, Louisville
27. SEMENKO, MEL  
T, 6-2, 220, Colorado
28. McCLUSKEY, MIKE  
HB, 6-0, 185, Washington
29. BOLTON, JACK  
T, 6-3, 235, Puget Sound
30. CARTER, LOWELL  
E-LB, 6-3, 230, Denver

## 1960

(Drafted Alternately 10-11)

1. STICKLES, MONTY  
E, 6-3, 232, Notre Dame
- † 2. (A) KAMMERER, CARL  
LB, 6-3, 237, Pacific
2. (B) MAGAC, MIKE  
(Choice from Washington)  
G, 6-2, 225, Missouri
3. BREEDLOVE, ROD  
C-LB, 6-2, 215, Maryland
4. NORTON, RAY  
HB, 6-2, 184, San Jose State
5. RHODE, LEM  
T, 6-4, 235, Utah State
6. MURCHISON, OLA  
E, 6-3, 211, Pacific
7. WATERS, BOB  
QB, 6-2, 188, Presbyterian
8. (A) MATHIS, BILL  
(Choice from Washington)  
HB, 6-1, 200, Clemson
8. (B) FUGLER, MAX  
C-LB, 6-2, 224, LSU
9. WADSEN, BOB  
C-LB, 6-2, 220, Auburn
10. BRANCH, MEL  
E, 6-2, 220, LSU
11. (A) PITTS, ED  
(Choice from Pittsburgh)  
T, 6-2, 230, South Carolina
- †11. (B) HANSEN, ERNEST  
C, 6-4, 250, Arizona State
12. WILLIAMS, JIM  
T, 6-1, 255, North Carolina  
College
- †13. HINSHAW, DEAN  
T, 6-6, 240, Idaho State
14. CAMPBELL, GARY  
QB, 6-0, 199, Whittier
15. DOWDLE, MIKE  
FB-LB, 6-4, 225, Texas
16. HEINEKE, JIM  
T, 6-2, 230, Wisconsin

17. GONSOLIN, AUSTIN  
HB, 6-3, 205, Baylor
18. ROBINSON, CARL  
T, 6-5, 245, South Carolina  
State
19. PATE, BOBBY  
HB, 6-0, 175, Presbyterian
20. WOODWARD, JIM  
T, 6-5, 228, Lamar Tech

## 1961

1. (A) JOHNSON, JIM  
(Choice from Pittsburgh)  
HB, 6-2, 184, UCLA
1. (B) CASEY, BERNIE  
(Choice from Baltimore)  
FB, 6-4, 215, Bowling Green
1. (C) KILMER, BILL  
QB, 6-0, 190, UCLA
2. LAKES, ROLAND  
C-T, 6-4, 245, Wichita
3. COOPER, BILL  
FB, 6-2, 215, Muskingum
4. (A) THOMAS, AARON  
(Choice from Pittsburgh)  
E, 6-3, 208, Oregon
4. (B) MESSER, DALE  
HB, 5-10, 175, Fresno
5. (A) McCREARY, BOB  
T, 6-5, 250, Wake Forest
- † 5. (B) MILLER, CLARK  
(Choice from Dallas)  
T, 6-5, 245, Utah State
- † 6. McCLELLAN, MIKE  
HB, 6-0, 185, Oklahoma
7. PURDIN, RAY  
HB, 6-0, 185, Northwestern
8. PLUMLEY, NEILL  
T, 6-6, 240, Oregon State
- † 9. (A) DOMOHUE, LEON  
(Choice from Pittsburgh)  
T, 6-4, 245, San Jose State
9. (B) NINO, EVERISTO  
T, 6-4, 243, E. Texas State
10. HYNES, PAUL  
HB, 6-0, 210, Louisiana Tech
11. PARRILLI, TONY  
LB, 6-1, 220, Illinois
- †12. COFFEY, DON  
E, 6-2, 190, Memphis State
13. (A) HACKLER, TOMMY  
(Choice from Pittsburgh)  
E, 6-4, 217, Tennessee
- †13. (B) FINCKE, JULIUS  
T, 6-3, 260, McNeess State
14. WORRELL, BILL  
T, 6-2, 240, Georgia
- †15. SAMS, BOB  
T, 6-2, 250, Central State  
(Okla.)
16. FULLER, CHARLIE  
HB, 5-11, 170, San Francisco  
State
17. JEWELL, TOM  
G, 6-1, 240, Idaho State
- †18. McFARLAND, KAY  
E-HB, 6-2, 180, Colorado  
State
19. SIMPSON, TOM  
C-OT, 6-3, 245, Davidson
20. PEERY, JERRY  
G-DT, 6-3, 245, Central State  
(Oklahoma)

1. ALWORTH, LANCE  
HB, 6-0, 180, Arkansas
2. PINE, ED  
LB, 6-4, 230, Utah
3. ADAMS, BILLY RAY  
FB, 6-2, 215, Mississippi
- † 4. (A) DEAN, FLOYD  
LB, 6-4, 245, Florida

- † 4. (B) SIEMINSKI, CHARLIE  
(Choice from Dallas)  
DT, 6-4, 245, Penn State
5. (A) WOODS, TED  
(Choice from St. Louis Cardinals)  
HB, 6-1, 194, Colorado
- † 5. (B) LIND, MIKE  
FB, 6-2, 215, Notre Dame
6. (A) LURNOW, KEITH  
(Choice from Washington)  
FB, 6-3, 220, Santa Ana J.C.
6. (B) BROWN, JERRY  
(Choice from Pittsburgh)  
G, 6-1, 230, Mississippi
6. (C) WINTER, BILL  
G, 6-1, 235, West Virginia
7. BURRELL, JOHN  
E, 6-3, 190, Rice
8. VOLLENWEIDER, JAMES  
HB-FB, 6-1, 210, Miami (Fla.)
9. ROBERTS, JIM  
T, 6-3, 240, Mississippi
10. COUSTILLAC, REGIS  
C, 6-2, 224, Pittsburgh
11. JEPSON, LARRY  
C, 6-5, 230, Furman
12. McPIKE, MILTON  
E, 6-2, 225, Kirksville  
Teachers
13. PIEROFCHI, GEORGE  
LB-FB, 6-2, 225, California
14. EASTERLY, DICK  
DB, 5-11, 185, Syracuse
15. OSBORNE, RAY  
T, 6-6, 235, Mississippi State
16. FRANK, RON  
T, 6-6, 232, So. Dakota State
17. FOLTZ, WALLY  
E, 6-3, 218, De Pauw
18. BROWN, GARY  
T, 6-2, 239, Illinois
19. BURTON, BOB  
T, 6-2, 250, Murray State
20. McFARLAND, RODGER  
DB, 6-1, 183, Kansas

## 1963

(Drafted Alternately 8-7)

1. ALEXANDER, KERMIT  
HB, 5-11, 186, UCLA
2. ROCK, WALTER  
OT-DT, 6-5, 240, Maryland
3. LISBON, DON  
HB, 6-0, 190, Bowling Green
4. Choice to Chicago
- † 4. (A) ROSDAHL, HARRISON  
(Choice from Philadelphia)  
G, 6-4, 245, Penn State
4. (B) CAMPBELL, HUGH  
(Choice from Washington)  
E, 6-1, 184, Washington State
- † 5. (A) BURKE, VERN  
E, 6-4½, 201, Oregon

†Future Arrival (Redshirt)

- † 5. (B) **PILOT, JIM**  
(Choice from Pittsburgh)  
FB, 6-1, 205, New Mexico State
5. (C) **MOELLER, GARY**  
(Choice from Chicago)  
LB, 6-1, 224, Ohio State
6. **EMERICK, PAT**  
LG, 6-2, 238, Western Michigan
7. **DeCOURLEY, ERNEST**  
DT, 6-6, 250, Moorehead State

- † 8. **LOCKE, ROGER**  
E, 6-2, 185, Arizona State
- † 9. **MACZUZAK, JOHN**  
T, 6-5, 245, Pittsburgh
10. **LOPOUR, DICK**  
HB, 6-2, 214, Huron
11. **SHAFFER, STEVE**  
QB, 6-1, 185, Utah State
12. **DENTON, ROBERT**  
T, 6-2, 240, Mississippi State
13. **SCHULTZ, DICK**  
T, 6-3, 240, Ohio University
14. **TOBIN, BILL**  
HB, 5-11, 210, Missouri
- † 15. **ROSS, OLLIE**  
FB, 6-0, 215, West Texas State
16. **BOGDALEK, JIM**  
DT, 6-4, 245, Toledo
17. **REED, KEN**  
G, 6-0, 230, Tulsa
- † 18. **SELLERS, JOHN**  
T, 6-2, 220, Bakersfield J.C.
19. **PRICE, BOB**  
G, 6-1, 230, North Texas State
20. **DAVIS, DON**  
B, 5-11, 220, McMurry

## 1964

(Drafted 1st)

1. **PARKS, DAVE**  
E, 6-2, 195, Texas Tech
2. **MIRA, GEORGE**  
QB, 5-11, 183, Miami (Fla.)
3. **WILCOX, DAVE**  
LB, 6-3, 230, Oregon
- † 4. **WILSON, JAMES**  
G, 6-3, 244, Georgia
5. **JOHNSON, RUDY**  
FB, 5-11, 200, Nebraska
- † 6. **LEWIS, GARY**  
FB, 6-2½, 227, Arizona State
7. **CLARKE, HAGWOOD**  
DB, 6-0, 196, Florida
- † 8. (A) **DAUGHERTY, BOB**  
HB, 6-2, 185, Tulsa
8. (B) **POOLE, BOB**  
(Choice from Washington)  
TE, 6-4, 216, Clemson
9. **MUDD, HOWARD**  
G, 6-3, 237, Hillsdale
- † 10. **POLSER, FRED**  
T, 6-5, 235, East Texas State
11. **ALMQUIST, DENNIS**  
G, 6-1, 218, Idaho
- † 12. **LONG, JIM**  
FB, 6-1, 202, Fresno State
13. **BROWN, ROBERT**  
DT, 6-5, 263, Arkansas A&M
14. **BEARD, ED**  
T, 6-2, 235, Tennessee

15. **GRIFFIN, JAMES**  
E, 6-3½, 230, Grambling
- † 16. **GORDON, CORNELL**  
DB, 5-11, 180, North Carolina A&T
- † 17. **BRUSVAN, KEN**  
T, 6-4, 223, Oregon State
- † 18. **COLE, JERRY**  
E, 6-4, 215, Southwest Texas State
19. **RAWSON, LARRY**  
B, 5-11, 209, Auburn
20. **BAKER, GENE**  
G, 6-1, 235, Whitworth

## 1965

(Drafted 2nd)

1. (A) **WILLARD, KEN**  
FB, 6-2, 230, North Carolina
1. (B) **DONNELLY, GEORGE**  
(Choice from Cleveland)  
DB, 6-3, 202, Illinois
2. **CERNE, JOE**  
C, 6-2, 237, Northwestern
3. (A) **SCHWEICKERT, BOB**  
(Choice from N.Y. Giants)  
HB, 6-1, 191, Virginia Poly
3. (B) **NORTON, JIM**  
T, 6-4, 247, Washington
3. (C) **CHAPPLE, JACK**  
(Choice from Baltimore)  
LB, 6-2, 225, Stanford
- † 4. **TODD, LARRY**  
FL, 6-1, 190, Arizona State
- † 5. **McCORMICK, DAVE**  
T, 6-6, 250, LSU
6. Choice to Cleveland
7. Choice to Green Bay
8. Choice to Minnesota
9. **SWINFORD, WAYNE**  
DB, 6-0½, 185, Georgia
- † 10. **CAPPADONA, ROBERT**  
HB, 6-2, 225, Northeastern
- † 11. **MASS, STEVE**  
T, 6-2, 270, Detroit
- † 12. **PLUMP, DAVE**  
HB, 6-0, 190, Fresno State
13. **SCHUMACHER, GREG**  
LB, 6-3, 230, Illinois
14. **ANDRUSKI, FRANK**  
DB, 6-0, 185, Utah
15. **PABIAN, JOE**  
T, 6-3, 270, West Virginia
- † 16. **HETTEMMA, DAVE**  
T, 6-3½, 230, New Mexico
17. **FRKETICH, LEN**  
E, 6-3, 220, Oregon State
- † 18. **STANDRIDGE, LEDN**  
E, 6-3, 220, San Diego State
19. **FORD, DALE**  
QB-DB, 6-1, 200, Washington State
- † 20. **DUNCAN, DENNIS**  
HB, 6-1, 200, Louisiana College

## 1966

(Drafted Alternately 10-11)

1. **HINDMAN, STAN**  
DE-G, 6-3, 235, Mississippi
- † 2. **WINDSOR, BOB**  
E, 6-4, 224, Kentucky
3. (A) **RANDOLPH, ALVIN**  
(Choice from Dallas)  
DB, 6-2, 193, Iowa

3. (B) **BLAND, DAN**  
DB, 5-11, 190, Mississippi State
- † 4. **PARKER, DON**  
G, 6-3, 240, Virginia
5. (A) **PHILLIPS, MEL**  
(Choice from Dallas)  
DB, 6-0, 190, North Carolina A&T
5. (B) **SMITH, STEVE**  
TE, 6-5, 240, Michigan
6. **JOHNSON, CHARLES**  
DT, 6-2, 266, Louisville
7. Choice to Baltimore
8. **WITCHER, DICK**  
E, 6-3, 210, UCLA
9. **KRAMER, KENT**  
TE, 6-5, 235, Minnesota
10. **SBRAINTI, RON**  
LB, 6-2, 228, Utah
11. **RIDLEHUBER, PRESTON**  
DB, 6-2, 195, Georgia
12. **LOEBACH, LYALL**  
T, 6-5, 248, Simpson
- † 13. **JACKSON, JIM**  
DB, 5-11, 185, Western Illinois
- † 14. **COLLETT, ELMER**  
G, 6-4, 225, San Francisco State
- † 15. **SAFFOLD, S.T.**  
E, 6-3, 205, San Jose State
16. **LeCLAIR, JIM**  
QB, 6-1, 195, C.W. Post
17. **BRELAND, JIM**  
G, 6-2, 230, Georgia Tech
- † 18. **PARSON, RON**  
E, 6-5, 240, Austin Peay
- † 19. **FITZGERALD, DICK**  
T, 6-1, 250, Nebraska
20. **WALKER, WILLIE**  
LB, 6-3, 220, Baylor

## 1967

(Drafted alternately 11-13)

1. (A) **SPURRIER, STEVE**  
(Choice from Atlanta)  
QB, 6-2, 203, Florida
1. (B) **BANASZEK, CAS**  
LB, 6-3, 245, Northwestern
2. **HOLZER, TOM**  
T, 6-4, 248, Louisville
3. (A) **HUNLEY, FRANK**  
(Choice from Pittsburgh)  
LB, 6-2, 230, Michigan
3. (B) **TUCKER, BILL**  
HB, 6-2, 232, Tennessee A&I
4. **TRIMBLE, WAYNE**  
DB, 6-3, 205, Alabama
5. Choice to Atlanta
6. **CUNNINGHAM, DOUG**  
HB, 5-11, 185, Mississippi
7. **JACKSON, MILT**  
DB, 6-3, 185, Tulsa
8. **JOHNSON, WALTER**  
LB, 6-4, 235, Tuskegee
9. **BRIGGS, BOB**  
T, 6-3, 248, Heidelberg
10. **MYERS, PHIL (Chip)**  
FL, 6-4, 185, Northwest Oklahoma
11. **CARMANN, KEN**  
DT, 6-4, 265, Kearney (Nebraska)

† Future Arrival (Redshirt)

12. HALL, JAMES  
LB, 6-3, 230, Tuskegee
13. GIBBS, RICH  
DB, 6-1, 187, Iowa
14. LeBLANC, DALTON  
FL, 5-11, 175, Northeast Louisiana
15. SPENCER, CLARENCE  
FL, 6-4, 200, Louisville
16. TEMPLEMAN, BART  
C, 6-3, 248, Eastern Montana
17. TALBOTT, DAN  
QB, 6-0, 180, North Carolina

## 1968

(Drafted alternately 14-15)

1. BLUE, FORREST  
C, 6-5, 248, Auburn
2. Choice traded to St. Louis
3. (A) OLSSSEN, LANCE  
(Choice from Detroit)  
T, 6-5, 267, Purdue
3. (B) VANDERBUNDT, SKIP  
LB, 6-3, 234, Oregon
4. FULLER, JOHN  
E, 6-0, 175, Lamar Tech
5. LEE, DWIGHT  
RB, 6-2, 190, Michigan State
6. (A) JOHNSON, LEO  
(Choice from New Orleans)  
FL, 6-2, 185, Tennessee State
6. (B) BELK, BILL  
DE, 6-3, 240, Maryland State
7. RICHARDSON, JERRY  
LB, 6-2, 218, Mississippi
8. (A) BROWN, CHARLES  
(Choice from N.Y. Giants)  
T, 6-5, 246, Augustana
8. (B) GRAY, TOM  
FL, 5-9, 174, Morehead State
9. BOYETT, CASEY  
E, 6-1, 188, Brigham Young
10. HART, TOMMY  
LB, 6-3, 215, Morris Brown
11. FITZGIBBONS, DENNIS  
G, 6-1, 260, Syracuse
12. JOHNSON, HENRY  
QB, 6-0, 180, Fisk
13. MITRAKOS, TOM  
C, 6-4, 220, Pittsburgh
14. MOORE, ALEX  
RB, 6-1, 200, Norfolk State
15. SPENCER, CLARENCE  
FL, 6-2, 188, Louisville
16. ROSENOW, TOM  
DT, 6-3, 250, Northern Illinois
17. PATERA, DENNIS  
K, 6-0, 214, Brigham Young

## 1969

(Drafted 16th)

1. (A) KWALICK, TED  
(Choice from New Orleans)  
TE, 6-4, 230, Penn State
1. (B) WASHINGTON, GENE  
FL, 6-1, 186, Stanford
2. Choice to Pittsburgh via Cleveland
3. Choice to Dallas
4. (A) SNIADOCKI, JIM  
(Choice from Detroit)  
LB, 6-2, 220, Indiana
4. (B) MOORE, GENE  
RB, 6-1, 200, Occidental
5. EDWARDS, EARL  
DT, 6-6, 276, Wichita State

6. THOMAS, JIM  
RB, 6-1, 216, Texas-Arlington
7. VAN SINDEREN, STEVE  
T, 6-4, 255, Washington State
8. LOPER, MIKE  
T, 6-4, 230, Brigham Young
9. CRAWFORD, HILTON  
DB, 6-1, 195, Grambling
10. CHAPPLE, DAVE  
K, 6-1, 180, Santa Barbara
11. PEAKE, WILLIE  
T, 6-3, 260, Alcorn A&M
12. O'MALLEY, JACK  
T, 6-4, 250, Southern Cal
13. CHAMPLIN, PAUL  
DB, 6-0, 194, Eastern Montana
14. BLACK, TOM  
FL, 6-1, 192, East Texas State
15. GOLDEN, GARY  
DB, 6-0, 179, Texas Tech
16. HOSKINS, BOB  
LB, 6-2, 235, Wichita State
17. RUSHING, JOE  
LB, 6-2, 216, Memphis State

## 1970

(Drafted 9th)

1. (A) HARDMAN, CEDRICK  
DE, 6-3, 250, North Texas State
1. (B) TAYLOR, BRUCE  
(Choice from Washington)  
DB, 6-0, 180, Boston U.
2. Choice to Los Angeles
2. ISENBERGER, JOHN  
(Choice from Philadelphia via Los Angeles)  
RB, 6-3, 205, Indiana
3. Choice to Kansas City
4. WASHINGTON, VIC  
WR, 5-11, 180, Wyoming
5. McARTHUR, GARY  
T, 6-5, 247, Southern Cal
6. CLARK, RUSTY  
QB, 6-2, 212, Houston
7. STRONG, JIM  
RB, 6-2, 204, Houston
8. CAMPBELL, CARTER  
LB, 6-3, 214, Weber State
9. RILEY, PRESTON  
WR, 6-1, 180, Memphis State
10. SCHREIBER, LARRY  
RB, 6-0, 193, Tennessee Tech
11. CRÖCKETT, DANNY  
WR, 6-1, 170, Toledo
12. TANT, BILL  
T, 6-4, 245, Dayton
13. VANDERSLICE, JIM  
LB, 6-3, 220, Texas Christian
14. KING, JACK  
G, 6-2, 245, Clemson
15. DELSIGNORE, DAVE  
WR, 6-0, 175, Youngstown State
16. PERKINS, PRODUS  
WR, 6-0, 178, Livingstone College
17. CULTON, MIKE  
P, 5-11, 195, LaVerne College

## 1972

(Drafted alternately 19-18)

1. BEASLEY, TERRY  
WR, 5-11, 186, Auburn
2. (A) McGILL, RALPH  
(Choice from N.Y. Giants)  
CB, 6-0, 181, Tulsa
2. (B) BARRETT, JEAN  
T, 6-6, 253, Tulsa
3. DUNBAR, ALLEN  
WR, 6-0, 196, Southern
4. HALL, WINDLAN  
CB, 5-11, 170, Arizona State
5. GREENE, MIKE  
LB, 6-4, 233, Georgia
6. WALKER, JACKIE  
SS, 6-0, 186, Tennessee
7. HARDY, EDGAR  
G, 6-4, 233, Jackson State
8. WITTM, TOM  
P, 6-1, 185, Northern Illinois
9. BROWN, JERRY  
CB, 5-10, 170, Northwestern
10. WILLIAMS, STEVE  
DT, 6-4, 251, Western Carolina
11. LAPUTKA, TOM  
DE, 6-4, 235, Southern Illinois

## 1971

(Drafted alternately 18-19)

1. ANDERSON, TIM  
CB, 5-11, 201, Ohio State

12. **SETZLER, STEVE**  
DE, 6-3, 232, St. Johns
13. **PETTIGREW, LEON**  
T, 6-5, 228, San Fernando Valley State
14. **GUTHRIE, ERIC**  
QB, 6-0, 200, Boise State
15. **MADDOX, BOB**  
DE, 6-6, 235, Frostburg State
16. **DAVIS, RON**  
G, 6-2, 235, Virginia State
17. **ALEXANDER, TED**  
RB, 6-0, 192, Langston

## 1973

(Drafted alternately 18-19)

1. **HOLMES, MIKE**  
CB, 6-1, 180, Texas Southern
2. **HARPER, WILLIE**  
(Choice from N.Y. Giants)  
LB, 6-2, 205, Nebraska
2. Choice to St. Louis
3. Choice to Denver via Washington
4. Choice to San Diego via Washington
5. (A) **FULK, MIKE**  
(Choice from Chicago)  
LB, 6-3, 229, Indiana
5. (B) **BEVERLY, ED**  
WR, 5-11, 172, Arizona State
6. **MOORE, ARTHUR**  
DT, 6-5, 253, Tulsa
7. **MITCHELL, JOHN**  
LB, 6-3, 229, Alabama
8. **ATKINS, DAVID**  
RB, 6-1, 202, Texas - El Paso
9. **PRAETORIUS, ROGER**  
RB, 6-3, 228, Syracuse
10. **HUNT, CHARLIE**  
LB, 6-3, 218, Florida State
11. **DAHLBERG, TOM**  
RB, 6-2, 209, Gustavus Adolphus
12. **PETTUS, LARRY**  
T, 6-4, 228, Tennessee State
13. **KELSO, ALAN**  
C, 6-6, 244, Washington
14. **MORRISON, DENNIS**  
QB, 6-3, 207, Kansas State
15. **BETTIGA, MIKE**  
WR, 6-3, 181, Humbolt State
16. **OVEN, MIKE**  
TE, 6-4, 205, Georgia Tech
17. **ERICKSON, BOB**  
G, 6-3, 240, North Dakota State

## 1974

(Drafted 10th)

1. (A) **JACKSON, WILBUR**  
RB, 6-1, 205, Alabama
1. (B) **SANDIFER, BILL**  
(Choice from New England)  
DT, 6-6, 278, UCLA
2. (A) **FAHNHORST, KEITH**  
OT, 6-6, 248, Minnesota
2. (B) **WILLIAMS, DELVIN**  
(Choice from Washington)  
RB, 6-1, 197, Kansas
3. Choice to St. Louis
4. (A) **HASLERIG, CLINT**  
(Choice from N.Y. Jets via New Orleans)  
WR, 6-0, 189, Michigan
4. Choice to New Orleans

4. (B) **JOHNSON, SAMMY**  
(Choice from Green Bay)  
RB, 6-1, 217, North Carolina
5. Choice to New Orleans
6. **RAINES, MIKE**  
DT, 6-6, 255, Alabama
7. **JOHNSON, KERMIT**  
RB, 5-11, 189, UCLA
8. **SCHNEITZ, JIM**  
T, 6-3, 253, Missouri
9. **MOORE, MANFRED**  
RB, 6-1, 190, Southern Cal
10. **GASPARD, GLEN**  
LB, 6-1, 210, Texas
11. **BATTLE, GREG**  
S, 5-11, 188, Colorado State
12. **HULL, TOM**  
LB, 6-3, 229, Penn State
13. **OWEN, TOM**  
QB, 6-1, 195, Wichita State
14. **WILLIAMSON, WALT**  
DE, 6-4, 225, Michigan
15. **GRAY, LEONARD**  
TE, 6-8, 240, Long Beach State
16. **CONNORS, JACK**  
DB, 5-11, 185, Oregon
17. **STANLEY, LEVI**  
G, 6-2, 250, Hawaii

## 1975

(Drafted alternately 10-9)

1. **WEBB, JIMMY**  
DT, 6-5, 248, Mississippi State
2. **COLLINS, GREG**  
LB, 6-3, 228, Notre Dame
3. Choice to N.Y. Giants
3. (A) **HART, JEFF**  
(Choice from Buffalo)  
T, 6-5, 266, Oregon State
3. (B) **MIKE-MAYER, STEVE**  
(Choice from Washington)  
K, 6-0, 180, Maryland
3. (C) **BAKER, WAYNE**  
(Choice from St. Louis)  
DT, 6-6, 260, Brigham Young
4. (A) **ELAM, CLEVELAND**  
(Choice from New Orleans)  
DE, 6-3, 240, Tennessee State
4. (B) **OLIVER, FRANK**  
DB, 6-1, 189, Kentucky State
5. **BULLOCK, WAYNE**  
RB, 6-0, 232, Notre Dame
6. Choice to Kansas City
7. Choice to Buffalo
8. **KENDRICK, PRESTON**  
LB, 6-1, 217, Florida
9. (A) **JOHNSON, JAMES**  
DB, 6-2, 195, Tennessee State
9. (B) **NATALE, DAN**  
(Choice from Philadelphia)  
TE, 6-3, 223, Penn State
9. (C) **DOUGLAS, CEASER**  
(Choice from St. Louis)  
T, 6-5, 272, Illinois Wesleyan
10. **LAYTON, DOWNIE**  
RB, 6-0, 190, South Carolina State
11. **HERNANDEZ, GENE**  
DB, 6-2, 173, Texas Christian
12. **WORLEY, RICK**  
QB, 6-1, 195, Howard Payne
13. **MITCHELL, DALE**  
LB, 6-3, 211, Southern Cal
14. **HENSON, DAVID**  
WR, 6-3, 173, Abilene Christian

15. **LAVIN, RICH**  
TE, 6-5, 223, Western Illinois
- 16 & 17. Choices to Baltimore for Colts' 15th & 16th in 1976

## 1976

(Drafted alternately 4 & 3)

1. Choice to New England
1. (Choice from Houston to New England)
2. (A) **CROSS, RANDY**  
C, 6-3, 245, UCLA
2. (B) **LEWIS, EDDIE**  
(Choice from Tampa Bay)  
CB, 6-0, 172, Kansas
3. (Choice from New Orleans to Kansas City)
3. Choice to Dallas
4. **RIVERA, STEVE**  
(Choice from Philadelphia)  
WR, 5-11, 190, California
4. Choice to N.Y. Giants
5. Choice to Cincinnati
5. **LEONARD, ANTHONY**  
(Choice from Detroit)  
CB, 5-11, 170, Virginia Union
6. (A) **PENNYWELL, ROBERT**  
LB, 6-1, 222, Grambling
6. (B) **BULL, SCOTT**  
(Choice from St. Louis)  
QB, 6-5, 209, Arkansas
7. **CHESLEY, JAY**  
DB, 6-1, 184, Vanderbilt
8. **AYERS, JOHN**  
T, 6-5, 238, West Texas State
9. **HARRISON, KENNY**  
WR, 6-0, 170, Southern Methodist
10. **ROSS, ROBIN**  
T, 6-4, 248, Washington State
11. **HOFFER, PAUL**  
RB, 6-0, 186, Mississippi
12. **LOPER, GERALD**  
G, 6-2, 245, Florida
13. **BRUMFIELD, LARRY**  
CB, 6-0, 171, Indiana State
14. **MILLER, JOHNNY**  
G, 6-1, 241, Livingstone
15. **STIDHAM, HOWARD**  
LB, 6-2, 214, Tennessee Tech
16. **LEWIS, REGGIE**  
DE, 6-1, 215, San Diego State
17. **JENKINS, DARRYL**  
RB, 6-2, 235, San Jose State

## 1977

(Drafted 16th)

1. Choice to New England
2. Choice to New England
3. **BOYD, ELMO**  
(Choice from Houston)  
WR, 5-11, 185, Eastern Kentucky
3. Choice to N.Y. Jets
4. **BLACK, STAN**  
S, 6-0, 204, Mississippi State
5. Choice to Buffalo
- (A) **BURNS, MIKE**  
(Choice from Buffalo)  
CB, 6-0, 184, Southern Cal
6. (B) **HARLAN, JIM**  
C, 6-5, 241, Howard Payne
7. **VAN WAGNER, DAVID**  
RB, 6-0, 202, Michigan Tech

8. Choice to New York Giants
9. POSEY, DAVID  
K, 5-11, 167, Florida
10. Choice to Tampa Bay
11. BILLICK, BRIAN  
TE, 6-5, 232, Brigham Young
12. MARTIN, SCOTT  
T, 6-4, 257, North Dakota

## 1978

(Drafted 7th)

1. (A) MacAfee, KEN  
TE, 6-4, 250, Notre Dame
1. (B) BUNZ, DAN  
(Choice from Miami)  
LB, 6-4, 230, Long Beach State
2. Choice to Buffalo
2. DOWNING, WALT  
(Choice from Chicago)  
G, 6-3, 254, Michigan
3. Choice to Buffalo
3. HUGHES, ERNIE  
(Choice from Baltimore)  
G, 6-3, 253, Notre Dame
4. LeCOUNT, TERRY  
WR, 5-10, 172, Florida
5. Choice to Baltimore
5. (A) REESE, ARCHIE  
(Choice from Houston via  
Kansas City and Chicago)  
DT, 6-3, 263, Clemson
5. (B) THREAGILL, BRUCE  
(Choice from Miami)  
DB, 6-0, 190, Mississippi State
6. Choice from Minnesota  
to Washington
6. WALKER, ELLIOTT  
RB, 5-11, 193, Pittsburgh
7. QUILLAN, FRED  
C, 6-5, 240, Oregon
8. Choice to Washington
9. (A) REDDEN, HERMAN  
DB, 6-2, 190, Howard
9. (B) MOORE, DEAN  
(Choice from Detroit)  
LB, 6-2, 210, Iowa
9. (C) McDANIELS, STEVE  
(Choice from Denver)  
T, 6-6, 276, Notre Dame
10. CONNELL, MIKE  
P, 6-1, 200, Cincinnati
11. McCray, WILLIE  
DE, 6-5, 234, Troy State
12. (A) IRONS, DAN  
T, 6-7, 260, Texas Tech
12. (B) CONNORS, ROD  
(Supplemental Draft)  
RB, 6-2, 190, Southern Cal

## 1979

(Drafted 1st)

1. Choice to Buffalo
2. OWENS, JAMES  
RB, 5-11, 188, UCLA
3. Choice to Seattle
3. MONTANA, JOE  
(Choice from Dallas via Seattle)  
QB, 6-2, 200, Notre Dame
4. Choice to Buffalo
5. (A) SEABRON, TOM  
LB, 6-3, 209, Michigan
5. (B) ALDRIDGE, JERRY  
(Choice from Detroit)  
RB, 6-2, 220, Angelo State
6. VAUGHAN, RUBEN  
DT, 6-2, 264, Colorado

7. FRANCIS, PHIL  
FB, 6-1, 205, Stanford
8. Choice to Green Bay
9. HAMILTON, STEVE  
DE, 6-3, 240, Missouri
10. (A) CLARK, DWIGHT  
WR, 6-3, 204, Clemson
10. (B) BALLAGE, HOWARD  
(Choice from Tampa Bay)  
CB, 6-1, 182, Colorado
11. McBRIDE, BILLY  
DB, 6-1, 187, Tennessee State
12. Forfeited choice via  
supplemental draft of 1978.

## 1980

(Drafted alternately 2 & 1)

1. Choice to N.Y. Jets
1. (A) COOPER, EARL  
(Choice from New York Jets)  
RB, 6-2, 227, Rice
1. (B) STUCKEY, JIM  
(Choice from Denver via N.Y. Jets)  
DE, 6-4, 245, Clemson
2. Choice to Buffalo
2. Choice from Detroit to  
Minnesota
2. TURNER, KEENA  
(Choice from Minnesota)  
LB, 6-2, 219, Purdue
3. Choice to Los Angeles
3. (A) MILLER, JIM  
(Choice from Minnesota)  
P, 5-11, 183, Mississippi
3. (B) PUKI, CRAIG  
(Choice from Washington via Los  
Angeles)  
LB, 6-1, 231, Tennessee
4. (A) CHURCHMAN, RICKY  
SS, 6-1, 193, Texas
4. (B) HODGE, DAVID  
(Choice from New England via Los  
Angeles)  
LB, 6-2, 221, Houston
5. TIMES, KEN  
DT, 6-2, 246, Southern
6. WILLIAMS, HERB  
CB, 6-0, 198, Southern
7. Choice to Cincinnati
8. Choice to Oakland.
8. LEOPOLD, BOBBY  
(Choice from Oakland)  
LB, 6-1, 215, Notre Dame
9. Choice to Detroit via  
Kansas City
9. HARTWIG, DAN  
(Choice from Oakland)  
QB, 6-3, 212, Cal Lutheran
10. Choice to Pittsburgh
11. Choice to Miami
12. Choice to Pittsburgh

## 1981

(Drafted alternately 8-10)

1. LOTT, RONNIE  
DB, 6-0, 199, Southern Cal
2. (A) HARTY, JOHN  
(Choice from Washington)  
DT, 6-4, 253, Iowa
2. Choice to Chicago
2. (B) WRIGHT, ERIC  
(Choice from Chicago)  
DB, 6-1, 180, Missouri

3. WILLIAMSON, CARLTON  
DB, 6-0, 204, Pittsburgh
4. Choice to Dallas
5. (A) THOMAS, LYNN  
DB, 5-11, 181, Pittsburgh
5. (B) JONES, ARRINGTON  
(Choice from Chicago)  
FB, 6-0, 230, Winston-Salem
6. KUGLER, PETE  
DT, 6-4, 255, Penn State
7. Choice to Philadelphia
8. WHITE, GARRY  
RB, 5-11, 201, Minnesota
9. Choice to Cincinnati
9. Choice to Baltimore
11. DeBOSE, RON  
TE, 6-5, 229, UCLA
12. (A) OGLIVIE, MAJOR  
RB, 5-11, 202, Alabama
12. (B) ADAMS, JOE  
(Choice from Pittsburgh)  
QB, 6-3, 185, Tennessee State

## 1982

(Drafted 27th)

1. Choice to New England
2. PARIS, WILLIAM "BUBBA"  
(Choice from New England)  
T, 6-6, 293, Michigan
2. Choice from Washington  
to New England
2. Choice to New England
3. Choice to San Diego
4. Choice to New England
5. WILLIAMS, NEWTON  
RB, 5-10, 204, Arizona State
6. WILLIAMS, VINCE  
(Choice from Oakland)  
FB, 6-0, 231, Oregon
6. Choice to New Orleans
7. FERRARI, RON  
LB, 6-0, 212, Illinois
8. Choice to New Orleans
9. CLARK, BRYAN  
QB, 6-2, 196, Michigan State
10. (A) McLEMORE, DANA  
(Choice from Tampa Bay)  
DB, 5-10, 183, Hawaii
10. (B) BARBIAN, TIM  
DT, 6-3, 230, Western Illinois
11. GIBSON, GARY  
LB, 6-1, 215, Arizona
12. WASHINGTON, TIMOTHY  
CB, 5-9, 184, Fresno State

## 1983

(Drafted alternately 5-8)

1. Choice to San Diego
2. Choice to L.A. Rams
2. CRAIG, ROGER  
(Choice from San Diego)  
RB, 6-0, 222, Nebraska
3. MONTGOMERY, BLANCHARD  
(Choice from L.A. Rams)  
LB, 6-2, 236, UCLA
3. Choice to L.A. Rams
4. (Choice from Denver to L.A. Rams)
4. HOLMOE, TOM  
DB, 6-2, 180, Brigham Young
5. ELLISON, RIKI  
LB, 6-2, 220, Southern Cal
6. Choice to Tampa Bay

7. **MOTEN, GARY**  
LB, 6-1, 210, Southern  
Methodist
8. **Choice to San Diego**
9. **MULARKEY, MIKE**  
TE, 6-4, 245, Florida
9. **(Choice from Cleveland to Chicago)**
10. **MERRELL, JEFF**  
NT, 6-4, 264, Nebraska
11. **SAPOLU, JESSE**  
G-C, 6-4, 260, Hawaii
12. **Choice to Chicago**

## 1984

(Drafted alternately 23-24)

1. **SHELL, TODD**  
LB, 6-4, 225, Brigham Young
2. **Choice to LA Raiders**
2. **FRANK, JOHN**  
(Choice from L.A. Raiders)  
TE, 6-3, 225, Ohio State
3. **McINTYRE, GUY**  
(Choice from St. Louis)  
G, 6-3, 271, Georgia
3. **Choice to St. Louis**
4. **Choice from Tampa Bay to Seattle**
4. **Choice to San Diego**
5. **(A) CARTER, MICHAEL**  
(Choice from Atlanta)  
DT, 6-2, 281, Southern  
Methodist
5. **Choice from Denver to Atlanta**
5. **Choice to St. Louis**
5. **(B) FULLER, JEFF**  
(Choice from Washington, via L.A.  
Raiders)  
LB-S, 6-2, 216, Texas A&M
6. **Choice to Atlanta**
7. **Choice to New England**
8. **Choice to San Diego**
9. **(A) MILLER, LEE**  
(Choice from Chicago)  
DB, 6-1, 186, Cal State-  
Fullerton

9. **(B) HARMON, DERRICK**  
RB, 5-10, 202, Cornell
10. **MORITZ, DAVE**  
WR, 6-0, 181, Iowa
11. **PENDELTON, KIRK**  
WR, 6-3, 191, Brigham Young
12. **Choice from Chicago to Miami**
12. **Choice to San Diego**

## 1985

(Drafted 16th in 1st; 28th 2-12)

1. **RICE, JERRY**  
(Choice from New England)  
WR, 6-2, 200, Mississippi  
Valley State
  1. **Choice to New England**
  2. **Choice to New England**
  3. **MOORE, RICKY**  
(Choice from New England)  
FB, 5-11, 236, Alabama
  3. **Choice to New England**
  4. **Choice to Buffalo**
  5. **COLLIE, BRUCE**  
T, 6-6, 275, Texas Arlington
  6. **BARRY, SCOTT**  
QB, 6-2, 190, UC-Davis
  7. **Choice to San Diego**
  8. **Choice to New England**
  9. **Choice to San Diego**
  10. **Choice to Seattle**
  11. **WOOD, DAVID**  
DE, 6-4, 255, Arizona
  12. **CHUMLEY, DONALD**  
DT, 6-4, 259, Georgia
2. **Choice to Washington**
  3. **(A) RATHMAN, TOM**  
(Choice from Buffalo)  
FB, 6-1, 232, Nebraska
  3. **(B) McKYER, TIM**  
(Choice from Philadelphia)  
CB, 6-0, 174, Texas-Arlington
  3. **Choice from Detroit to L.A.  
Rams**
  3. **(C) TAYLOR, JOHN**  
WR, 6-1, 185, Delaware State
  4. **(A) HALEY, CHARLES**  
(Choice from Cleveland via L.A.  
Rams)  
LB, 6-5, 230, James Madison
  4. **(B) WALLACE, STEVE**  
(Choice from Washington via L.A.  
Rams)  
T, 6-5, 276, Auburn
  4. **(C) FAGAN, KEVIN**  
DT, 6-3, 260, Miami (Fla.)
  5. **Choice to San Diego**
  5. **MILLER, PAT**  
(Choice from Dallas)  
LB, 6-1, 220, Florida
  6. **Choice to Washington**
  6. **GRIFFIN, DON**  
(Choice from N.Y. Jets)  
FS, 6-0, 176, Middle Tennessee  
State
  7. **Choice to New England**
  8. **(A) POPP, JIM**  
(Choice from Philadelphia)  
TE, 6-5, 239, Vanderbilt
  8. **(B) SNIPES, ROOSEVELT**  
(85 Supplemental Draft)  
RB, 5-9, 175, Florida State

## 1986

(Drafted 18th)

1. **Choice to Dallas**
1. **Choice from Dallas to Buffalo**
2. **Choice from Buffalo to Detroit**
3. **ROBERTS, LARRY**  
(Choice from Detroit)  
DE, 6-3, 264, Alabama

- IRY, TONY  
3-7, 167, Oregon
- TINSON, ELLISTON  
5-10, 175, Rice
- ALLMAN, HAROLD  
(Choice from Washington)  
i-11, 234, Auburn
- Choice to San Diego
- Choice to Tampa Bay



Jerry Rice was San Francisco's first pick in 1985.

# All-Time 49ers' Coaches

## **Frank C. (Frankie) Albert** (Stanford)

Head Coach — 1956-58

Assistant — 1955

## **Ed Almsan** (Washington)

Assistant — 1976-77

## **Bill Atkins** (Auburn)

Assistant — 1976-77

## **Jerry Altaway** (Cal State-Sacramento)

Assistant — 1983- Current

## **Cas Banaszak** (Northwestern)

Assistant — 1981

## **Ed Beard** (Tennessee)

Assistant — 1974-78

## **Phil Bongston** (Minnesota)

Assistant — 1951-58

## **Rich Brooks** (Oregon State)

Assistant — 1975

## **Jimmy Carr** (Morris Harvey)

Assistant — 1978

## **Jack Christiansen** (Colorado State)

Head Coach — 1963-67

Assistant — 1959-63

## **Monte Clark** (Southern Cal)

Head Coach — 1976

## **Dan Colchico** (San Jose State)

Assistant — 1967

## **Bruce Coslet** (Pacific)

Assistant — 1980

## **Jim David** (Colorado State)

Assistant — 1964-66

## **Mark Duncan** (Denver)

Assistant — 1955-62

## **Dick Enright** (Southern Cal)

Assistant — 1976-77

## **Low Erber** (Montana State)

Assistant — 1975

## **Eddie Erdelatz** (St. Mary's)

Assistant — 1948-49

## **Chet Franklin** (Utah)

Assistant — 1971-74

## **Frank Gansz** (Navy)

Assistant — 1978

## **Doug Gorhart** (Occidental)

Assistant — 1976-77

## **Mike Giddings** (California)

Assistant — 1968-73

## **Dennis Green** (Iowa)

Assistant — 1979 & 1985-  
Current

## **Paul Hackett** (UC-Davis)

Assistant — 1983-85

## **Tommy Hart** (Morris Brown)

Assistant — 1983- Current

## **Norb Hecker** (Baldwin-Wallace)

Assistant — 1979- Current

## **Don Heinrich** (Washington)

Assistant — 1971-75

## **Howard W. (Red) Hickey**

(Arkansas)

Head Coach — 1959-63

Assistant — 1955-58

## **Bob Hollway** (Michigan)

Assistant — 1975

## **Mike Holmgren** (Southern Cal)

1985 — Current

## **Mike Holovak** (Boston College)

Assistant — 1969

## **Ed Hughes** (Tulsa)

Assistant — 1968-70

## **Mill Jackson** (Tulsa)

Assistant — 1980-1982

## **Bill Johnson** (Tyler JC)

Assistant — 1955-67

## **Jim Lawson** (Stanford)

Assistant — 1946-54

## **Earl Loggett** (LSU)

Assistant — 1978

## **Sherman Lewis** (Michigan State)

Assistant — 1983- Current

## **Billie Matthews** (Southern)

Assistant — 1979-1982

## **Pete McCulley** (Louisiana Tech)

Head Coach — 1978

## **Bob McKittrick** (Oregon State)

Assistant — 1979- Current

## **Bill McPherson** (Santa Clara)

Assistant — 1979- Current

## **Ken Meyer** (Denison)

Head Coach — 1977

Assistant — 1968

## **Burnie Miller** (Wofford)

Assistant — 1970

## **Howard Mudd** (Hillsdale)

Assistant — 1977

## **Jack Myers** (UCLA)

Assistant — 1963

## **Dick Nolan** (Maryland)

Head Coach — 1968-75

## **Fred O'Connor** (East Stroudsburg State)

Head Coach — 1978

Assistant — 1978

## **Joe Perry** (Compton JC)

Assistant — 1968-69

## **Floyd Peters** (San Francisco State)

Assistant — 1976-77

## **Dan Radakovich** (Penn State)

Assistant — 1978

## **Jimmy Rayo** (Michigan State)

Assistant — 1977

## **Ray Rhodes** (Tulsa)

Assistant — 1981- Current

## **Al Ruffo** (Santa Clara)

Assistant — 1946-47

## **Jim Shofer** (TCU)

Assistant — 1977 & 1967-73

## **Doug Scovill** (Pacific)

Assistant — 1970-75

## **George Salfort** (Utah)

Assistant — 1980- Current

## **Bob Shaw** (Ohio State)

Assistant — 1959

## **Lawrence T. (Buck) Shaw** (Notre Dame)

Head Coach — 1946-54

## **Jim Spavital** (Oklahoma State)

Assistant — 1976-77

## **Dick Stanfel** (San Francisco)

Assistant — 1971-75

## **Les Stoeckel** (Kansas)

Assistant — 1978

## **Norman P. (Red) Strader** (St. Mary's)

Head Coach — 1955

Assistant — 1952

## **Chuck Studley** (Illinois)

Assistant — 1979-1982

## **Chuck Taylor** (Stanford)

Assistant — 1950

## **Y.A. Tittle** (LSU)

Assistant — 1965-69

## **Al Vermell** (Utah State)

Assistant — 1979- 1982

## **Joe Veltrano** (Southern Mississippi)

Assistant — 1953-56

## **Fred vonAppen** (Linfield)

Assistant — 1983- Current

## **Dick Voris** (San Jose State)

Assistant — 1963-67

## **Bill Walsh** (San Jose State)

Head Coach — 1979- Current

## **Mike White** (California)

Assistant — 1978-79

## **Billy Wilson** (San Jose State)

Assistant — 1961-62 & 1964-67  
& 1980

## **Paul Wiggin** (Stanford)

Assistant — 1968-74

## **Sam Wyche** (Furman)

Assistant — 1979-1982

## **Ernie Zwahlen** (Oregon State)

Assistant — 1968-70

## LIMITED INSTANT REPLAY SYSTEM TO BE USED IN 1986

At the NFL Annual Meeting in March 1986, the clubs adopted (by a 23-4-1 vote) a one-year system of limited Instant Replay of officiating calls for 1986.

The NFL has discussed Instant Replay in some degree or other since the early 1970s. The League experimented in 1976 and 1978 using two basic frameworks—an independent system using cameras, replay machines, and technicians separate from the network covering the game, and a “no frills” approach using existing television coverage.

In 1985, the NFL used the network feed of nine nationally televised preseason games to experiment with the basic system that later was adopted for 1986. A total of 28 plays were examined closely (17 confirmed call, 4 were inconclusive, 1 was reversed, and 6 had no replay shown).

### *What is the objective of this system?*

The clubs feel that on certain plays the telecast viewed by the general public should be used to correct an indisputable error. The system will be used to reverse an on-field decision only when the Replay Official has *indisputable visual evidence* available to him that warrants the change.

### *Is the television network carrying the game part of the review process?*

No. Although the Replay Official will be viewing the live network feed, there is no communication to television personnel as to what plays to show or not to show.

### *What is the step-by-step procedure of a play review?*

The Replay Official will view game action and a play will be replayed immediately on one of the two monitors, while the other monitor continues to record the live feed.

The Replay Official makes a determination if further study of the play is

needed. If not, there is no contact with the field and play continues.


If the Replay Official believes an error may have been made, the Umpire will be contacted (via a paging device worn at the beltline), and he then will use a walkie-talkie for further communication with the Replay Official.

The Replay Official will watch replay(s) on one or both monitors and complete his review within a reasonable period (probably 15-20 seconds) after the play is over. (If there is a time out, the Replay Official would not be restricted to the 15-20-second period.)

The Replay Official will inform the Umpire of his decision, and the Referee will make the appropriate announcement on the wireless microphone.

The limited Instant Replay system concentrates on plays of possession or touching (e.g., fumbles, receptions, interceptions, muffs) and most plays governed by the sidelines, goal lines, end lines, and line of scrimmage (e.g., receiver or runner in or out of bounds, forward or backward passes, breaking the plane of the goal line).

However, the Instant Replay system will *not* include the following fouls: clipping; encroachment and offsides; grasp of facemask; false start; defensive pass interference; offensive pass interference; offensive holding and illegal use of hands; illegal batting or punching ball; illegal block on free kick or scrimmage kick; illegal crackback; illegal motion; illegal use of forearm or elbow; illegal use of hands by defense; illegally kicking the ball; illegally snapping the ball; intentional grounding; member of the punting team downfield early; illegal formation; palpably unfair act; piling on; roughing the passer; running into or roughing the kicker; striking, kicking, or kneeling; unnecessary roughness; unsportsmanlike conduct; and use of the helmet as a weapon.



RECORDS

# Club Career Leaders

## RUSHING (Yards)

Player	No.	Yds.	Avg.	Long	TD
1. Perry, Joe (1950-60, 1963) . . . . .	1,475	7,344	4.9	78t	50
2. Willard, Ken (1965-73) . . . . .	1,582	5,930	3.7	69t	45
3. Smith, J.D. (1956-64) . . . . .	1,007	4,370	4.3	80t	37
4. McElhenny, Hugh (1952-60) . . . . .	877	4,288	4.9	89t	35
5. Tyler, Wendell (1983- —) . . . . .	593	2,985	5.0	40	17
6. Williams, Delvin (1974-77) . . . . .	669	2,966	4.4	80t	20
7. Jackson, Wilbur (1974-79) . . . . .	745	2,955	3.9	80	10
8. Craig, Roger (1983- —) . . . . .	545	2,424	4.4	71	24
9. Washington, Vic (1971-73) . . . . .	483	1,813	3.8	42	14
10. Hofer, Paul (1976-81) . . . . .	416	1,746	4.2	47	16

## PASSING (Completions)

Player	Att.	Comp.	Pct.	Yds.	TD	Int.
1. Brodie, John (1957-73) . . . . .	4,491	2,469	.550	31,548	214	224
2. Montana, Joe (1979- —) . . . . .	2,571	1,627	.633	19,262	133	67
3. Tittle, Y.A. (1951-60) . . . . .	2,194	1,226	.559	16,016	108	134
4. DeBerg, Steve (1977-80) . . . . .	1,201	670	.558	7,220	37	60
5. Spurrier, Steve (1967-75) . . . . .	840	441	.525	5,250	33	48
6. Albert, Frank (1950-52) . . . . .	601	316	.526	3,847	27	43
7. Plunkett, Jim (1976-77) . . . . .	491	254	.517	3,285	22	30
8. Snead, Norman (1974-75) . . . . .	237	138	.582	1,705	11	11
9. Mira, George (1964-68) . . . . .	240	112	.467	1,711	17	14
10. Owen, Tom (1974-75) . . . . .	235	112	.477	1,645	11	17

## RECEIVING (Catches)

Player	No.	Yds.	Avg.	Long	TD
1. Clark, Dwight (1979- —) . . . . .	421	5,666	13.5	80t	41
2. Wilson, Billy (1951-60) . . . . .	407	5,902	14.5	77t	49
3. Washington, Gene (1969-77) . . . . .	371	6,664	17.9	79t	59
4. Solomon, Freddie (1978-85) . . . . .	310	4,873	15.7	93t	42
5. Casey, Bernie (1961-66) . . . . .	277	4,008	14.5	68t	27
6. Willard, Ken (1965-73) . . . . .	273	2,156	7.8	62	16
7. Soltau, Gordy (1950-58) . . . . .	249	3,487	14.0	54t	25
8. Cooper, Earl (1980-85) . . . . .	213	1,908	9.0	73t	12
9. Craig, Roger (1983- —) . . . . .	211	2,118	10.0	73	13
10. Parks, Dave (1964-67) . . . . .	208	3,334	16.0	83t	27

## RECEIVING (YARDS)

Player	No.	Yds.	Avg.	Long	TD
1. Washington, Gene (1969-77) . . . . .	371	6,664	17.9	79t	59
2. Wilson, Billy (1951-60) . . . . .	407	5,902	14.5	77t	49
3. Clark, Dwight (1979- —) . . . . .	421	5,666	13.5	80t	41
4. Solomon, Freddie (1978-85) . . . . .	310	4,873	15.7	93t	42
5. Casey, Bernie (1961-66) . . . . .	277	4,008	14.5	68t	27
6. Soltau, Gordy (1950-58) . . . . .	249	3,487	14.0	54t	25
7. Parks, Dave (1964-67) . . . . .	208	3,334	16.0	83t	27
8. Stickles, Monty (1960-67) . . . . .	207	2,993	14.5	54	14
9. Owens, R.C. (1957-61) . . . . .	176	2,926	16.6	75t	20
10. McElhenny, Hugh (1952-60) . . . . .	195	2,666	13.7	77	15
15. Craig, Roger (1983- —) . . . . .	211	2,118	10.0	73	13

## SCORING (Total Points)

Player	TD	PAT	FG	TOTAL
1. Wersching, Ray (1977- —) . . . . .	—	324	152	829
2. Davis, Tommy (1959-69) . . . . .	—	348	130	738
3. Soltau, Gordy (1950-58) . . . . .	25	284	70	644
4. Willard, Ken (1965-73) . . . . .	61	—	—	366
5. Gossett, Bruce (1970-74) . . . . .	—	163	99	460
6. Washington, Gene (1969-77) . . . . .	59	—	—	354
7. Perry, Joe (1950-60, 1963) . . . . .	57	6	1	351
8. McElhenny, Hugh (1952-60) . . . . .	51	—	—	306
9. Wilson, Billy (1951-60) . . . . .	49	—	—	294
10. Solomon, Freddie (1978-85) . . . . .	48	0	0	288
12. Clark, Dwight (1979- —) . . . . .	41	0	0	246
13. Craig, Roger (1983- —) . . . . .	34	0	0	204
17. Tyler, Wendell (1983- —) . . . . .	23	0	0	138

## FIELD GOALS (Made)

Player	Att.	Made	Pct.	Long
1. Wersching, Ray (1977- —) . . . . .	209	143	.684	53
2. Davis, Tommy (1959-69) . . . . .	276	130	.471	53
3. Gossett, Bruce (1970-74) . . . . .	153	99	.641	54
4. Soltau, Gordy (1950-58) . . . . .	138	70	.507	43
5. Mike-Mayer, Steve (1975-76) . . . . .	56	30	.536	54
6. Gavric, Momcilo (1969) . . . . .	11	3	.273	32
7. Bahr, Matt (1981) . . . . .	6	2	.333	47
7. Patera, Dennis (1968) . . . . .	8	2	.250	21
9. Wittum, Tom (1977) . . . . .	2	1	.500	28
9. Perry, Joe (1950-60, 1963) . . . . .	6	1	.167	14

## INTERCEPTIONS (Number)

Player	No.	Yds.	Avg.	Long	TD
1. Johnson, Jim (1961-76) . . . . .	47	615	13.1	63	2
2. Alexander, Kermit (1963-69) . . . .	36	499	13.7	66t	1
3. Hicks, Dwight (1979-85) . . . . .	30	586	19.5	72	3
4. Wagner, Lowell (1950-53, 1955) . .	25	331	13.2	40	0
5. Lott, Ronnie (1981- —) . . . . .	23	328	14.3	83t	4
6. Berry, Rex (1951-56) . . . . .	22	404	18.4	44t	3
7. Baker, Dave (1959-61) . . . . .	21	294	14.0	40	0
8. Moegle, Dick (1955-59) . . . . .	20	232	11.6	40	1
9. Taylor, Bruce (1970-77) . . . . .	18	201	11.2	70	0
10. Woodson, Abe (1958-64) . . . . .	15	159	10.6	61	0
11. Wright, Eric (1981- —) . . . . .	14	221	17.0	60t	2
15. Williamson, Carlton (1981- —) . . .	13	274	21.1	82	1

## INTERCEPTIONS (Yards)

Player	No.	Yds.	Avg.	Long	TD
1. Johnson, Jim (1961-76) . . . . .	47	615	13.1	63	2
2. Hicks, Dwight (1979-85) . . . . .	30	586	19.5	72	3
3. Alexander, Kermit (1963-69) . . . .	36	499	13.7	66t	1
4. Berry, Rex (1951-56) . . . . .	22	404	18.4	44t	3
5. Lott, Ronnie (1981- —) . . . . .	23	328	14.3	83t	4
5. Wagner, Lowell (1950-53, 1955) . .	25	331	13.2	40	0
7. Baker, Dave (1959-61) . . . . .	21	294	14.0	40	0
8. Moegle, Dick (1955-59) . . . . .	20	232	11.6	40	1
9. Wright, Eric (1981- —) . . . . .	14	221	17.0	60t	2
10. Williamson, Carlton (1981- —) . . .	13	274	21.1	82	1

## PUNTING (Yards)

Player	No.	Yds.	Avg.	Long	Bik.
1. Davis, Tommy (1959-69) . . . . .	511	22,841	44.7	82	2
2. Wittum, Tom (1973-77) . . . . .	380	15,494	40.8	68	9
3. Spurrier, Steve (1967-75) . . . . .	230	8,818	38.3	61	1
4. Miller, Jim (1980-82) . . . . .	214	8,686	40.6	80	1
5. Albert, Frank (1950-52) . . . . .	139	5,828	41.9	70	0
6. Runager, Max (1984- —) . . . . .	142	5,763	40.6	59	1
7. McCann, Jim (1971-72) . . . . .	113	4,439	39.3	63	1
8. Connell, Mike (1978) . . . . .	96	3,583	37.3	59	0
9. Jessup, Bill (1951-52, 54-58) . . .	75	3,076	41.0	63	0
10. Orosz, Tom (1983-84) . . . . .	70	2,747	39.2	61	1

## PUNT RETURNS (Yards)

Player	No.	Yds.	Avg.	Long	TD
1. Taylor, Bruce (1970-77) .....	142	1,323	9.3	76	0
2. McLemore, Dana (1982- —).....	121	1,266	10.5	93t	3
3. McGill, Ralph (1972-76) .....	105	964	9.2	54	1
4. Woodson, Abe (1958-64) .....	105	949	9.0	85t	2
5. Solomon, Freddie (1978-85).....	106	804	7.6	57t	2
6. Alexander, Kermit (1963-69) ....	120	782	6.5	70t	2
7. Arenas, Joe (1951-57) .....	124	774	6.2	67t	1
8. McElhenny, Hugh (1952-60).....	99	648	6.5	94t	1
9. Leonard, Tony (1976-78) .....	65	473	7.3	60t	1
10. Hicks, Dwight (1979-85) .....	54	403	7.5	39	0

## PUNT RETURNS (Number)

Player	No.	Yds.	Avg.	Long	TD
1. Taylor, Bruce (1970-77) .....	142	1,323	9.3	76	0
2. Arenas, Joe (1951-57) .....	124	774	6.2	67t	1
3. McLemore, Dana (1981- —).....	121	1,266	10.5	93t	3
4. Alexander, Kermit (1963-69) ....	120	782	6.5	70t	2
5. Solomon, Freddie (1978-85).....	106	804	7.6	57t	2
6. McGill, Ralph (1972-76) .....	105	964	9.2	54	1
7. Woodson, Abe (1958-64) .....	105	949	9.0	85t	2
8. McElhenny, Hugh (1952-60).....	99	648	6.5	94t	1
9. Leonard, Tony (1976-78) .....	65	473	7.3	60t	1
10. Hicks, Dwight (1979-85) .....	54	403	7.5	39	0

## KICKOFF RETURNS (Yards)

Player	No.	Yds.	Avg.	Long	TD
1. Woodson, Abe (1958-64) .....	166	4,873	29.4	105t	5
2. Arenas, Joe (1951-57) .....	139	3,798	27.3	96	1
3. Alexander, Kermit (1963-69) ....	137	3,271	23.9	56	0
4. Washington, Vic (1971-73) .....	84	2,178	25.9	98t	1
5. Owens, James (1979-80) .....	72	1,728	24.0	101t	2
6. Cunningham, Doug (1967-73) ...	68	1,613	23.7	94	0
7. McElhenny, Hugh (1952-60).....	65	1,494	22.9	55	0
8. Hofer, Paul (1976-81) .....	68	1,474	21.7	48	0
9. Monroe, Carl (1983- —) .....	55	1,278	23.2	95t	1
10. Lyles, Lenny (1959-60) .....	42	1,091	25.9	97t	1
11. McLemore, Dana (1981- —).....	53	1,085	20.5	50	0
16. Harmon, Derrick (1984- —) .....	36	824	22.9	51	0

# Club Leaders By Years

## RUSHING

Year	Player	Att.	Yds.	Avg.	Long	NFL/NFC	
						TD	Rank
1946	Standlee, Norm	134	683	5.1	—	2	—
1947	Strzykalski, John	143	906	6.3	50	5	—
1948	Strzykalski, John	141	915	6.5	—	4	—
1949	Perry, Joe	115	783	6.8	59	8	—
1950	Perry, Joe	124	647	5.2	78t	5	5
1951	Perry, Joe	136	677	5.0	58t	3	5
1952	Perry, Joe	158	725	4.6	78t	8	3
1953	Perry, Joe	192	1,018	5.3	51t	10	1
1954	Perry, Joe	173	1,049	6.1	58	8	1
1955	Perry, Joe	156	701	4.5	42	2	5
1956	McElhenny, Hugh	185	916	5.0	86t	8	3
1957	McElhenny, Hugh	102	478	4.7	61	1	15
1958	Perry, Joe	125	758	6.1	73t	4	3
1959	Smith, J.D.	207	1,036	5.0	73t	10	2
1960	Smith, J.D.	174	780	4.5	41	5	5
1961	Smith, J.D.	167	823	4.9	33	8	5
1962	Smith, J.D.	258	907	3.5	28	6	6
1963	Smith, J.D.	162	560	3.5	52t	5	13
1964	Kopay, Dave	75	271	3.6	18	0	32
1965	Willard, Ken	189	778	4.1	32	5	4
1966	Willard, Ken	191	763	4.0	49	5	5
1967	Willard, Ken	169	510	3.0	20	5	17
1968	Willard, Ken	227	967	4.3	69t	7	2
1969	Willard, Ken	171	557	3.3	18	7	13
1970	Willard, Ken	236	789	3.3	20	7	9/6
1971	Willard, Ken	216	855	4.0	49	4	15/9
1972	Washington, Vic.	141	468	3.3	33	3	42/20
1973	Washington, Vic	151	534	3.5	25	8	32/15
1974	Jackson, Wilbur	174	705	4.1	64	0	17/8
1975	Williams, Delvin	117	631	5.4	52	3	21/13
1976	Williams, Delvin	248	1,203	4.9	80t	7	3/2
1977	Williams, Delvin	268	931	3.5	40	7	10/5
1978	Simpson, O.J.	161	593	3.7	34	1	39/19
1979	Hofer, Paul	123	615	5.0	47	7	33/17
1980	Cooper, Earl	171	720	4.2	47	5	23/12
1981	Patton, Ricky	152	543	3.6	28	4	35/16
1982	Moore, Jeff	85	281	3.3	19	4	37/16
1983	Tyler, Wendell	176	856	4.9	39	4	19/10
1984	Tyler, Wendell	246	1,262	5.1	40	7	5/5
1985	Craig, Roger	214	1,050	4.9	62t	9	13/8

## PASSING

Year	Player	Att.	Comp.	Pct.	Yds.	TD	Int.	NFL/NFC	
								Rating	Rank
1946	Albert, Frank	197	104	52.9	1,404	14	14	—	—
1947	Albert, Frank	242	128	52.9	1,692	18	15	—	—
1948	Albert, Frank	264	154	58.3	1,990	29	10	—	—
1949	Albert, Frank	260	129	49.6	1,862	27	16	—	—
1950	Albert, Frank	306	155	50.7	1,767	14	23	52.6	8
1951	Albert, Frank	166	90	50.7	1,116	5	10	60.2	8
1952	Tittle, Y.A.	208	106	51.0	1,407	11	12	66.4	5

1953	Tittle, Y.A.	259	149	57.5	2,121	20	16	84.0	3
1954	Tittle, Y.A.	295	170	57.6	2,205	9	9	78.4	7
1955	Tittle, Y.A.	287	147	51.2	2,185	17	28	56.5	4
1956	Tittle, Y.A.	218	124	56.9	1,641	7	12	68.5	7
1957	Tittle, Y.A.	279	176	63.1	2,157	13	15	79.6	6
1958	Tittle, Y.A.	208	120	57.7	1,467	9	15	59.1	3
1959	Tittle, Y.A.	199	102	51.3	1,331	10	15	58.2	4
1960	Brodie, John	207	103	49.8	1,111	6	9	57.8	5
1961	Brodie, John	283	155	54.8	2,588	14	12	84.5	4
1962	Brodie, John	304	175	57.6	2,272	18	16	78.1	6
1963	McHan, Lamar	195	83	42.3	1,243	8	11	54.3	15
1964	Brodie, John	392	193	49.2	2,498	14	16	64.3	12
1965	Brodie, John	391	242	61.9	3,112	30	16	95.2	3
1966	Brodie, John	427	232	54.3	2,810	16	22	65.5	8
1967	Brodie, John	349	168	48.1	2,013	11	16	57.5	11
1968	Brodie, John	404	234	57.9	3,020	22	21	77.9	3
1969	Brodie, John	347	194	55.9	2,405	16	15	74.9	7
1970	Brodie, John	378	223	59.0	2,941	24	10	93.9	1/1
1971	Brodie, John	387	208	53.7	2,642	18	24	64.7	12/6
1972	Spurrier, Steve	269	147	54.6	1,983	18	16	76.2	8/5
1973	Spurrier, Steve	157	83	52.9	882	4	7	59.2	21/13
1974	Owen, Tom	184	88	47.8	1,327	10	15	54.8	25/11
1975	Snead, Norm	189	108	57.1	1,337	9	10	77.2	11/5
1976	Plunkett, Jim	243	126	51.9	1,592	13	16	62.8	17/8
1977	Plunkett, Jim	248	128	51.6	1,693	9	14	62.1	17/8
1978	DeBerg, Steve	302	137	45.4	1,570	8	22	39.8	28/17
1979	DeBerg, Steve	578	347	60.0	3,652	17	21	70.3	13/5
1980	Montana, Joe	273	176	64.5	1,795	15	9	87.8	5/4
1981	Montana, Joe	488	311	63.7	3,565	19	12	88.2	4/1
1982	Montana, Joe	346	213	61.6	2,613	17	11	87.9	5/3
1983	Montana, Joe	515	332	64.5	3,910	26	12	94.6	5/3
1984	Montana, Joe	432	279	64.6	3,630	28	10	103.0	2/1
1985	Montana, Joe	494	303	61.3	3,653	27	13	91.3	3/1

## RECEIVING

Year	Player	No.	Yds.	Avg.	Long	NFL/NFC	
						TD	Rank+
1946	Beals, Alyn	40	586	14.7	—	10	—
1947	Beals, Alyn	47	655	13.9	54	10	—
1948	Beals, Alyn	46	591	12.8	—	14	—
1949	Beals, Alyn	44	678	15.4	—	12	—
1950	Loyd, Alex	32	402	12.6	38	0	18
1951	Soltau, Gordy	59	826	14.0	48t	7	2
1952	Soltau, Gordy	55	774	14.1	49t	7	4
1953	Wilson, Billy	51	840	16.5	61t	10	6
1954	Wilson, Billy	60	830	13.8	43	5	2
1955	Wilson, Billy	53	831	15.7	72t	7	2
1956	Wilson, Billy	60	889	14.8	77t	5	1
1957	Wilson, Billy	52	757	14.6	40	6	1
1958	Conner, Clyde	49	512	10.4	26	5	5
1959	Wilson, Billy	44	540	12.3	57t	4	6
1960	Conner, Clyde	38	531	14.0	65t	2	1
1961	Owens, R.C.	55	1,032	18.8	54	5	7
1962	Casey, Bernie	53	819	15.5	48t	6	11
1963	Casey, Bernie	47	762	16.2	68t	7	14
1964	Casey, Bernie	58	808	13.9	63t	4	6
1965	Parks, Dave	80	1,344	16.8	53t	12	1

1966	Parks, Dave	66	974	14.8	65t	5	3
1967	Witcher, Dick	46	705	15.3	63t	3	17
1968	McNeil, Clifton	71	994	14.0	65t	7	1
1969	Washington, Gene	51	711	13.9	52	3	10
	Cunningham, Doug, RB	51	484	9.5	58	0	11
1970	Washington, Gene	53	1,100	20.8	79t	12	4/3
1971	Kwalick, Ted	52	664	12.8	42t	5	4/2
1972	Washington, Gene	46	918	20.0	62t	12	13/7
1973	Kwalick, Ted	47	729	15.5	48	5	10/6
1974	Schreiber, Larry, RB	30	217	7.2	16	1	60/36
1975	Washington, Gene	44	735	16.7	68t	9	31/10
1976	Washington, Gene	33	457	13.8	55t	6	52/25
	Jackson, Wilbur, RB	33	324	9.8	32	1	53/27
1977	Washington, Gene	32	638	19.9	47t	5	52/22
1978	Solomon, Freddie	31	458	14.8	58	2	83/42
1979	Hofer, Paul, RB	58	662	11.4	44	2	17/7
1980	Cooper, Earl, RB	83	567	6.8	66t	4	2/1
1981	Clark, Dwight	85	1,105	13.0	78t	4	2/1
1982	Clark, Dwight	60	913	15.2	51	5	1/1
1983	Clark, Dwight	70	840	12.0	46t	8	11/5
1984	Craig, Roger	71	675	9.5	64t	3	11/6
1985	Craig, Roger	92	1,016	11.0	73	6	1/1

+ Ranked by number of receptions, not yards

## PUNTING

Year	Player	No.	Avg.	Long	Had Blocked	NFL/NFC Rank
1946	Albert, Frank	54	41.0	73	—	—
1947	Albert, Frank	40	44.0	69	1	—
1948	Albert, Frank	35	44.8	82	—	—
1949	Albert, Frank	31	48.2	72	—	—
1950	Lillywhite, Verl	26	39.1	57	1	11
1951	Albert, Frank	34	44.3	66	0	2
1952	Albert, Frank	68	42.6	70	0	5
1953	Powers, Jim	42	40.6	55	1	8
1954	Brown, Hardy	10	38.4	58	0	11
1955	Luna, Bob	63	40.6	63	3	8
1956	Jessup, Bill	14	40.2	63	0	16
1957	Barnes, Larry	19	47.1	86	0	13
1958	Atkins, Bill	25	39.3	51	0	11
1959	Davis, Tommy	59	45.7	71	0	3
1960	Baker, Dave	3	47.7	55	0	19
1961	Davis, Tommy	50	45.4	67	0	3
1962	Davis, Tommy	48	45.6	82	0	1
1963	Davis, Tommy	73	45.4	64	2	4
1964	Davis, Tommy	79	45.6	68	0	4
1965	Davis, Tommy	54	45.8	65	0	2
1966	Davis, Tommy	63	41.4	60	0	6
1967	Spurrier, Steve	73	37.6	61	1	12
1968	Spurrier, Steve	68	39.0	54	0	12
1969	Davis, Tommy	23	41.5	55	0	17
1970	Spurrier, Steve	75	38.4	58	0	24/11
1971	McCann, Jim	49	38.7	54	1	25/12
1972	McCann, Jim	64	39.7	63	1	21/10
1973	Wittum, Tom	79	43.7	62	0	4/1
1974	Wittum, Tom	68	41.2	67	1	4/2
1975	Wittum, Tom	67	41.9	64	3	3/2

1976	Wittum, Tom	89	40.8	68	2	6/3
1977	Wittum, Tom	77	36.4	54	3	26/13
1978	Connell, Mike	96	37.3	59	1	21/10
1979	Melville, Dan	71	37.0	53	1	25/14
1980	Miller, Jim	77	40.9	65	0	10/5
1981	Miller, Jim	93	41.5	65	0	15/6
1982	Miller, Jim	44	38.1	80	1*	25/13
1983	Orosz, Tom	65	39.3	61	1*	25/11
1984	Runager, Max	56	41.8	59	1	17/17
1985	Runager, Max	86	39.8	57	1*	26/13

\* Recorded to the team

## SCORING

Year	Player	TD	PAT	FG	Points	NFL/NFC Rank
1946	Beals, Alyn	10	1	—	61	—
1947	Beals, Alyn	10	—	—	60	—
1948	Beals, Alyn	14	—	—	84	—
1949	Beals, Alyn	12	1	—	73	—
1950	Soltau, Gordy	1	26	4	44	22
1951	Soltau, Gordy	7	30	6	90	5
1952	Soltau, Gordy	7	34	6	94	1
1953	Soltau, Gordy	6	48	10	114	1
1954	Soltau, Gordy	2	31	11	76	4
1955	Soltau, Gordy	1	27	3	42	24
	Wilson, Billy	7	0	0	42	25
1956	Soltau, Gordy	1	26	13	71	6
1957	Soltau, Gordy	0	33	9	60	9
1958	Soltau, Gordy	0	29	8	53	20
1959	Davis, Tommy	0	31	12	67	9
1960	Davis, Tommy	0	21	19	78	5
1961	Davis, Tommy	0	44	12	80	8
1962	Davis, Tommy	0	36	10	66	16
1963	Davis, Tommy	0	24	10	54	21
1964	Davis, Tommy	0	30	8	54	24
1965	Davis, Tommy	0	52	17	103	4
1966	Davis, Tommy	0	38	16	86	12
1967	Davis, Tommy	0	33	14	75	10
1968	Davis, Tommy	0	26	9	53	19
1969	Willard, Ken	10	0	0	60	21
1970	Gossett, Bruce	0	39	21	102	6/4
1971	Gossett, Bruce	0	32	23	101	5/3
1972	Gossett, Bruce	0	41	18	95	13/7
1973	Gossett, Bruce	0	26	26	104	7/4
1974	Gossett, Bruce	0	25	11	58	25/8
1975	Mike-Mayer, Steve	0	27	14	69	22/9
1976	Mike-Mayer, Steve	0	26	16	74	25/9
1977	Williams, Delvin	9	0	0	54	14/10
1978	Wersching, Ray	0	24	15	69	22/9
1979	Wersching, Ray	0	32	20	92	12/5
1980	Wersching, Ray	0	33	15	78	18/10
1981	Wersching, Ray	0	30	17	81	22/13
1982	Wersching, Ray	0	23	12	59	9/4
1983	Wersching, Ray	0	51	25	126	3/3
1984	Wersching, Ray	0	56	25	131	1/1
1985	Wersching, Ray	0	52	13	91	21/11

## KICKOFF RETURNS

Year	Player	No.	Yds.	Avg.	Long	NFL/NFC	
						TD	Rank
1946	Eshmont, Len	10	264	26.4	—	0	—
1947	Eshmont, Len	9	177	19.7	—	0	—
1948	Hall, Forrest	13	369	28.4	—	0	3
1949	Pery, Joe	14	337	24.1	—	0	5
1950	Cathcart, Sam	14	329	23.9	62	0	20
1951	Arenas, Joe	21	542	25.8	49	0	8
1952	McElhenny, Hugh	18	396	22.0	40	0	16
1953	Arenas, Joe	16	551	34.4	82	0	1
1954	Arenas, Joe	16	362	22.6	41	0	11
1955	Arenas, Joe	24	594	24.8	42	0	7
1956	Arenas, Joe	27	801	29.7	96t	1	2
1957	Arenas, Joe	24	657	27.4	64	0	2
1958	Smith, J.D.	15	356	23.7	39	0	8
1959	Lyles, Lenny	25	565	22.6	46	0	10
1960	Lyles, Lenny	17	526	30.9	97t	1	2
1961	Woodson, Abe	27	782	29.0	98t	1	3
1962	Woodson, Abe	37	1,157	31.3	79	0	1
1963	Woodson, Abe	29	935	32.2	103t	3	1
1964	Woodson, Abe	32	880	27.5	70	0	4
1965	Alexander, Kermit	32	741	23.2	46	0	20
1966	Alexander, Kermit	37	984	26.6	56	0	7
1967	Cunningham, Doug	31	826	26.6	94	0	5
1968	Alexander, Kermit	20	360	18.0	35	0	24
1969	Smith, Noland	14	315	22.5	60	0	16
1970	Tucker, Bill	25	577	23.1	43	0	13/9
1971	Washington, Vic	33	858	26.0	74	0	12/8
1972	Washington, Vic	27	771	28.6	98t	1	4/3
1973	Washington, Vic	24	549	22.9	38	0	26/10
1974	Holmes, Mike	25	612	24.5	57	0	15/6
1975	Moore, Manfred	26	650	25.0	52	0	10/5
1976	Leonard, Anthony	26	553	21.3	39	0	29/13
1977	Hofer, Paul	36	871	24.2	48	0	12/7
1978	Williams, Dave	34	745	21.9	89t	1	23/8
1979	Owens, James	41	1,002	24.4	85t	1	5/3
1980	Owens, James	31	726	23.4	101t	1	4/3
1981	Lawrence, Amos	17	437	25.7	92t	1	3/2
1982	McLemore, Dana	16	353	22.1	45	0	18/9
1983	McLemore, Dana	30	576	19.2	39	0	30/14
1984	Monroe, Carl	27	561	20.8	44	0	19/9
1985	Monroe, Carl	28	717	25.6	95t	1	4/3

## FIELD GOALS

Year	Player	Att.	Made	Pct.	Long	NFL/NFC	
						Rank	Rank
1946	Vetrano, Joe	7	4	.571	—	—	—
1947	Vetrano, Joe	8	4	.500	30	—	—
1948	Vetrano, Joe	8	5	.625	47	—	—
1949	Vetrano, Joe	4	3	.750	—	—	—
1950	Soltau, Gordy	7	4	.571	26	9	9
1951	Soltau, Gordy	18	6	.333	42	10	10
1952	Soltau, Gordy	12	6	.500	31	6	6
1953	Soltau, Gordy	15	10	.667	39	4	4
1954	Soltau, Gordy	18	11	.611	37	4	4
1955	Soltau, Gordy	12	3	.250	28	10	10

1956	Soltau, Gordy	20	13	.650	40	2
1957	Soltau, Gordy	15	9	.600	37	7
1958	Soltau, Gordy	21	8	.381	39	8
1959	Davis, Tommy	26	12	.462	43	2
1960	Davis, Tommy	32	19	.594	40	1
1961	Davis, Tommy	22	12	.545	46	9
1962	Davis, Tommy	23	10	.435	42	10
1963	Davis, Tommy	31	10	.645	46	10
1964	Davis, Tommy	25	8	.320	53*	14
1965	Davis, Tommy	27	17	.630	53*	4
1966	Davis, Tommy	31	16	.516	46	12
1967	Davis, Tommy	33	14	.424	50	13
1968	Davis, Tommy	16	9	.563	38	10
1969	Davis, Tommy	10	3	.300	48	24/15
	Gavric, Momcilo	11	3	.273	32	26/17
1970	Gossett, Bruce	31	21	.677	48	6/3
1971	Gossett, Bruce	36	23	.639	48	10/5
1972	Gossett, Bruce	29	18	.621	50	15/5
1973	Gossett, Bruce	33	26	.788	54	1/1
1974	Gossett, Bruce	24	11	.458	46	26/14
1975	Mike-Mayer, Steve	28	14	.500	54	24/13
1976	Mike-Mayer, Steve	28	16	.571	45	15/9
1977	Wersching, Ray	17	10	.588	50	17/5
1978	Wersching, Ray	23	15	.652	45	11/5
1979	Wersching, Ray	24	20	.833	45	3/1
1980	Wersching, Ray	19	15	.789	47	2/1
1981	Wersching, Ray	23	17	.739	45	5/4
1982	Wersching, Ray	17	12	.706	45	17/9
1983	Wersching, Ray	30	25	.833	52	5/3
1984	Wersching, Ray	35	25	.714	53	2/2
1985	Wersching, Ray	21	13	.619	45	/

\* Longest Field Goal in NFL that year

### PUNT RETURNS (BASED ON YARDS)

Year	Player	No.	Yds.	Avg.	Long	TD	Rank	NFL/NFC
1946	Casanega, Ken	18	248	13.8	—	—	—	—
1947	Vetrano, Joe	12	137	11.4	—	—	—	—
1948	Cason, Jim	22	309	14.0	—	—	—	—
1949	Cason, Jim	21	351	16.7	—	—	—	—
1950	Cathcart, Sam	16	185	11.6	29	0	10	—
1951	Arenas, Joe	21	272	13.0	51	0	6	—
1952	McElhenny, Hugh	20	284	14.2	94t	1	5	—
1953	McElhenny, Hugh	15	104	6.9	25	0	7	—
1954	Arenas, Joe	23	117	5.1	23	0	6	—
1955	Arenas, Joe	21	55	2.6	7	0	17	—
1956	Arenas, Joe	19	117	6.2	67t	1	8	—
1957	Arenas, Joe	25	80	3.2	26	0	13	—
1958	McElhenny, Hugh	24	93	3.9	18	0	16	—
1959	Woodson, Abe	15	143	9.5	65	0	6	—
1960	Woodson, Abe	13	174	13.4	48	0	1	—
1961	Woodson, Abe	16	172	10.8	80t	1	4	—
1962	Woodson, Abe	19	179	9.4	85t	1	4	—
1963	Woodson, Abe	13	95	7.3	13	0	13	—
1964	Alexander, Kermit	21	189	9.0	70t	1	8	—
1965	Alexander, Kermit	35	262	7.5	40	0	7	—
1966	Alexander, Kermit	30	198	6.6	44t	1	6	—
1967	Cunningham, Doug	27	249	9.2	57	0	3	—

1968	Alexander, Kermit	24	87	3.6	26	0	16
1969	Smith, Noland	10	46	4.6	18	0	19
1970	Taylor, Bruce	43	516	12.0	76	0	2/1
1971	Taylor, Bruce	34	235	6.9	38	0	15/6
1972	McGill, Ralph	22	219	10.0	33	0	4/3
1973	Taylor, Bruce	15	207	13.8	61	0	1/1
1974	McGill, Ralph	20	161	8.3	47	0	20/13
1975	McGill, Ralph	31	290	9.4	34	0	18/9
1976	Leonard, Anthony	35	293	8.4	60t	1	20/9
1977	Leonard, Anthony	22	154	7.0	19	0	30/13
1978	Steptoe, Jack*	11	129	11.7	28	0	—
1979	Solomon, Freddie	23	142	6.2	14	0	23/9
1980	Solomon, Freddie	27	298	11.0	57t	2	3/2
1981	Solomon, Freddie	29	173	6.0	19	0	25/13
1982	McLemore, Dana*	7	156	22.3	93t	1	—
1983	McLemore, Dana	31	331	10.7	56t	1	6/2
1984	McLemore, Dana	45	521	11.6	79t	1	4/2
1985	McLemore, Dana	38	258	6.8	22	0	21/9

\* Insufficient returns to qualify for NFL rankings.

## INTERCEPTIONS

Year	Player	No.	Yds.	Avg.	Long	NFL/NFC	
						TD	Rank
1946	Casanega, Ken	8	146	18.3	68	—	—
1947	Eshmont, Len	6	72	12.0	—	—	—
1948	Carr, Eddie	7	144	20.6	56	1	—
1949	Cason, Jim	9	152	16.9	—	—	—
1950	Powers, Jim	5	42	8.4	26	0	27
1951	Wagner, Lowell	9	115	12.8	40	0	8
1952	Wagner, Lowell	6	69	11.5	30	0	12
1953	Berry, Rex	7	142	20.3	29	1	8
1954	Berry, Rex	3	69	23.0	34t	1	32
1955	Moegle, Dick	6	50	8.3	37	0	14
1956	Moegle, Dick	6	75	12.5	31t	1	12
1957	Moegle, Dick	8	107	13.4	40	0	6
1958	Ridlon, Jim	4	10	2.5	3	0	23
1959	Baker, Dave	5	75	15.0	29	0	10
1960	Baker, Dave	10	96	9.6	28	0	1
1961	Baker, Dave	6	123	20.5	40	0	11
1962	Woodson, Abe	2	31	15.5	31	0	58
1963	Alexander, Kermit	5	72	14.4	38	0	18
1964	Alexander, Kermit	5	65	13.0	24	0	9
1965	Johnson, Jim	6	47	7.8	26	0	10
1966	Alexander, Kermit	4	73	18.3	55	0	25
1967	Alexander, Kermit	5	72	14.4	48	0	17
1968	Alexander, Kermit	9	155	17.2	66t	1	2
1969	Alexander, Kermit	5	39	7.8	22	0	14
1970	Taylor, Bruce	3	70	23.3	70	0	48/24
1971	Taylor, Bruce	3	68	22.7	49	0	65/33
1972	Johnson, Jim	4	18	4.5	15	0	43/17
1973	Taylor, Bruce	6	30	5.0	22	0	10/5
1974	McGill, Ralph	5	71	14.2	45	0	19/9
1975	Taylor, Bruce	3	29	9.7	15	0	75/36
1976	Rhodes, Bruce	3	42	14.0	30	0	54/28
1977	Washington, Dave	2	68	34.0	50	0	93/37
1978	Crist, Chuck	6	159	26.5	32	0	11/10
1979	Hicks, Dwight	5	57	11.4	29	0	28/12

1980	Hicks, Dwight	4	73	18.3	44	0	41/19
	Churchman, Ricky	4	7	1.8	7	0	41/19
1981	Hicks, Dwight	9	239	26.6	72	1	3/2
1982	Hicks, Dwight	3	5	1.7	3	0	22/8
1983	Wright, Eric	7	164	23.4	60t	2	6/4
1984	Turner, Keena	4	51	12.8	21	0	40/17
	Lott, Ronnie	4	26	6.5	15	0	48/21
1985	Lott, Ronnie	6	68	11.3	25	0	16/7

## Individual Single Game Records

### RUSHING

#### MOST YARDS GAINED RUSHING

49ERS	194 — Delvin Williams at St. Louis	October 31, 1976
Opp.	181 — Willie Galimore, Chicago	September 16, 1962

#### MOST CARRIES

49ERS	34 — Delvin Williams at St. Louis	October 31, 1976
Opp.	32 — Calvin Hill, Dallas	November 11, 1974

#### LONGEST RUN FROM SCRIMMAGE

49ERS	89t — Hugh McElhenny at Dallas Texans	October 5, 1952
Opp.	80t — Floyd Little, Denver	October 25, 1970

#### HIGHEST RUSHING AVERAGE (10 or More Attempts)

49ERS	13.4 — Joe Perry vs. Detroit (13 Atts - 174 Yds)	November 2, 1958
Opp.	10.8 — Skeet Quinlan, L.A. Rams (11 Atts - 119 Yds)	November 8, 1953

### PASSING

#### MOST PASSES ATTEMPTED

49ERS	57 — Joe Montana at Atlanta	October 6, 1985
Opp.	60 — Richard Todd, N.Y. Jets	September 21, 1980

#### MOST PASSES COMPLETED

49ERS	37 — Joe Montana at Atlanta	October 6, 1985
Opp.	42 — Richard Todd, N.Y. Jets	September 21, 1980

#### MOST YARDS GAINED PASSING

49ERS	429 — Joe Montana at Atlanta	October 6, 1985
Opp.	460 — Don Meredith, Dallas	November 10, 1963

#### HIGHEST COMPLETION PERCENTAGE (Min. 10 Attempts)

49ERS	.850 — John Brodie vs. Atlanta (17 of 20)	September 29, 1968
Opp.	.889 — Norm Van Brocklin, L.A. Rams (16 of 18)	November 7, 1954

#### MOST YARDS LOST ATTEMPTING TO PASS

49ERS	72 — Y.A. Tittle at L.A. Rams	November 10, 1957
Opp.	87 — James Harris, L.A. Rams	October 11, 1976

#### MOST TOUCHDOWN PASSES

49ERS	5 — John Brodie vs. Minnesota	November 28, 1965
	— Steve Spurrier at Chicago	November 19, 1972
	— Joe Montana at Atlanta	October 6, 1985

Opp.	5 — Dan Fouts, San Diego . . . . .	December 11, 1982
	— Vince Ferragamo, L.A. Rams . . . . .	October 23, 1983
<b>LONGEST COMPLETION</b>		
49ERS	93t — Steve DeBerg to Freddie Solomon vs. Atlanta . . . . .	September 28, 1980
Opp.	96t — Tobin Rote to Billy Grimes, Green Bay	December 10, 1950
<b>MOST PASSES HAD INTERCEPTED</b>		
49ERS	6 — John Brodie at Detroit . . . . .	November 4, 1973
Opp.	6 — Steve Grogan, New England . . . . .	November 30, 1980
<b>MOST INTERCEPTIONS</b>		
49ERS	4 — Dave Baker at L.A. Rams . . . . .	December 4, 1960
Opp.	6 — Donald Doll, Detroit . . . . .	October 8, 1950
	— Roy Winston, Minnesota . . . . .	October 25, 1964
	— Gene Howard, L.A. Rams . . . . .	November 21, 1971
	— Bill Simpson, L.A. Rams . . . . .	November 20, 1977
<b>MOST INTERCEPTION RETURN YARDS</b>		
49ERS	104 — Dwight Hicks at Washington . . . . .	October 4, 1981
Opp.	107 — Aaron Martin, L.A. Rams . . . . .	October 18, 1954

## RECEIVING

<b>MOST PASS RECEPTIONS</b>		
49ERS	12 — Bernie Casey at Chicago . . . . .	November 13, 1966
	— Dwight Clark vs. San Diego . . . . .	December 11, 1982
	— Roger Craig at Atlanta . . . . .	October 6, 1985
Opp.	17 — Clark Gaines, N.Y. Jets . . . . .	September 21, 1980
<b>MOST YARDS ON PASS RECEPTIONS</b>		
49ERS	241 — Jerry Rice vs. L.A. Rams . . . . .	December 9, 1985
Opp.	214 — Harlon Hill, Chicago . . . . .	October 31, 1954
<b>MOST TOUCHDOWNS ON PASS RECEPTIONS</b>		
49ERS	3 — Gordy Soltau vs. L.A. Rams . . . . .	October 28, 1951
	— Dave Parks at Baltimore . . . . .	October 3, 1965
	— Bernie Casey vs. Minnesota . . . . .	October 24, 1965
	— Gene Washington at New Orleans	December 13, 1970
Opp.	4 — Harlon Hill, Chicago . . . . .	October 31, 1954

## RETURNS

<b>MOST KICKOFFS RETURNED</b>		
49ERS	7 — Abe Woodson at Detroit . . . . .	September 23, 1962
	— Vic Washington vs. Detroit . . . . .	November 4, 1973
	— James Owens at Dallas . . . . .	October 12, 1980
Opp.	6 — Jamie Caleb, Minnesota . . . . .	November 26, 1961
	— Jimmy Rogers, New Orleans . . . . .	December 7, 1980
	— Mike Nelms, Washington . . . . .	September 10, 1984
<b>MOST KICKOFF RETURN YARDS</b>		
49ERS	210 — Abe Woodson vs. Detroit . . . . .	November 11, 1962
Opp.	208 — Ron Smith, Chicago . . . . .	November 14, 1972

### HIGHEST AVERAGE KICKOFF RETURN (Min. 3 Returns)

49ERS	67.3	— Lenny Lyles vs. Baltimore (3 Ret. - 202 Yds.)	October 18, 1960
Opp.	48.3	— Gale Sayers, Chicago (3 Ret. - 145 Yds.)	December 3, 1967

### MOST PUNTS RETURNED

49ERS	9	— Ralph McGill at Atlanta	October 29, 1972
		— Tony Leonard vs. New Orleans	October 17, 1976
Opp.	7	— Rolland Lawrence, Atlanta	October 23, 1976

### MOST PUNT RETURN YARDS

49ERS	141	— Tony Leonard vs. New Orleans	October 17, 1976
Opp.	184	— Larry Watkins, Detroit	October 6, 1963

### HIGHEST PUNT RETURN AVERAGE

49ERS	40.7	— Hugh McElhenny at Chicago (3 Ret. - 122 Yds.)	October 19, 1952
Opp.	36.8	— Larry Watkins, Detroit (5 Ret. - 184 Yds.)	October 6, 1963

## PUNTS

### MOST PUNTS

49ERS	11	— Pete Brown at Chicago	October 17, 1954
		— Tom Wittum vs. L.A. Rams	November 21, 1976
Opp.	12	— Rusty Jackson, L.A. Rams	November 21, 1976
		— Wilbur Summers, Detroit	October 23, 1977

### MOST YARDS PUNTING

49ERS	517	— Tom Wittum vs L.A. Rams	November 21, 1976
Opp.	461	— John James, Atlanta	October 29, 1972

### HIGHEST PUNTING AVERAGE (Min. 4 Punts)

49ERS	54.5	— Tommy Davis vs. Chicago (4 Punts - 218 Yds)	November 19, 1961
Opp.	53.4	— Ed Brown, Chicago (5 Punts - 267 Yds)	October 30, 1960

## POINTS

### MOST POINTS

49ERS	26	— Gordy Soltau vs. L.A. Rams	October 28, 1951
Opp.	36	— Gale Sayers, Chicago	December 12, 1965

### MOST TOUCHDOWNS

49ERS	4	— Bill Kilmer at Minnesota	October 15, 1961
Opp.	6	— Gale Sayers, Chicago	December 12, 1965

## KICKING

### MOST EXTRA POINTS ATTEMPTED

49ERS	7	— Tommy Davis at Detroit	October 1, 1961
		— Bruce Gossett at Atlanta	October 29, 1972
Opp	8	— Paige Cothren, L.A. Rams	October 9, 1958

### **MOST EXTRA POINTS CONVERTED**

- 49ERS 7 — Tommy Davis at Detroit . . . . . October 1, 1961  
— Bruce Gossett at Atlanta . . . . . October 29, 1972  
Opp. 8 — Paige Cothren, L.A. Rams . . . . . October 9, 1958

### **MOST FIELD GOALS ATTEMPTED**

- 49ERS 6 — Gordy Soltau at Green Bay . . . . . November 23, 1958  
— Tommy Davis at Dallas . . . . . November 20, 1960  
— Tommy Davis at L.A. Rams . . . . . October 17, 1965  
— Ray Wersching at New Orleans . . . . . October 16, 1983  
Opp. 6 — Jan Stenerud, Kansas City . . . . . December 6, 1971  
— Nick Mike-Mayer, Atlanta . . . . . October 7, 1973

### **MOST FIELD GOALS MADE**

- 49ERS 6 — Ray Wersching at New Orleans . . . . . October 16, 1983  
Opp. 5 — Lou Michaels, Baltimore . . . . . September 25, 1966

### **LONGEST FIELD GOAL**

- 49ERS 54 — Bruce Gossett vs. New Orleans . . . . . October 21, 1973  
— Steve Mike-Mayer at L.A. Rams . . . . . November 9, 1975  
Opp. 54 — Jan Stenerud, Kansas City . . . . . December 6, 1971

## **The Last Time**

### **Punt Returned for TD**

- By 49ERS: Dana McLemore, 79 yards at N.Y. Giants, Oct. 8, 1984  
BY OPPONENTS: Pete Mandley, 63 yards at Detroit, Oct. 20, 1985

### **Kickoff Returned for TD**

- By 49ERS: Carl Monroe, 95 yards at Washington, Dec. 1, 1985  
BY OPPONENTS: Ron Brown, 86 yards for L.A. Rams, Dec. 9, 1985

### **Interception Returned for TD**

- By 49ERS: Carlton Williamson, 43 yards vs. Chicago, Oct. 13, 1985  
BY OPPONENTS: Gary Green, 41 yards for L.A. Rams, Dec. 9, 1985

### **Fumble Returned for TD**

- By 49ERS: Keena Turner, 65 yards at Washington, Dec. 1, 1985  
BY OPPONENTS: Blane Gaison, 64 yards at Atlanta, Nov. 20, 1983

### **Safety**

- By 49ERS: John Harty vs. Seattle, Nov. 25, 1985  
BY OPPONENTS: At Washington (Montana intentional grounding), Dec. 1, 1985

### **PAT Unsuccessful**

- By 49ERS: Joe Montana (incomplete pass) at L.A. Rams, Oct. 28, 1984  
BY OPPONENTS: Morton Anderson (kick failed) at New Orleans, Dec. 15, 1985

### **PAT Blocked**

- By 49ERS: Michael Carter vs. Seattle, Nov. 25, 1985  
BY OPPONENTS: Shawn Miller for L.A. Rams, Dec. 9, 1985

### **Punt Blocked**

- By 49ERS: Bill Ring at Atlanta, Dec. 2, 1984  
BY OPPONENTS: Sam Merriman for Seattle, Nov. 25, 1985

### **FGA Blocked**

- By 49ERS: Lawrence Pillers vs. L.A. Rams, Dec. 14, 1984  
BY OPPONENTS: Frank Warren for New Orleans, Dec. 15, 1985

### **Shutout Scored**

- By 49ERS: 49ers 33, at L.A. Rams 0, Oct. 28, 1984  
BY OPPONENTS: Atlanta 7, vs. 49ers 0, Oct. 9, 1977

# Individual Season Records

## RUSHING

Most Yards Gained	1,262— Wendell Tyler	1984
Most Carries	268— Delvin Williams	1977
Best Avg. (Min. 50 carries)	6.1— Joe Perry	1954 & 1958
Most Touchdowns	10— Bill Kilmer	1961

## PASSING

Most Attempts	578— Steve DeBerg	1979
Most Completions	347— Steve DeBerg	1979
Most Yards Gained	3,910— Joe Montana	1983
Most Touchdowns	30— John Brodie	1965
Highest Completion Percentage	64.6— Joe Montana	1984
Best Avg. Gain Per Attempt	9.1— John Brodie	1961
Most Yds. Lost Att. To Pass	362— Y.A. Tittle	1957
Most Interceptions	28— Y.A. Tittle	1955

## RECEIVING

Most Receptions	92— Roger Craig	1985
By a Running Back	92— Roger Craig	1985
Most Yards Gained	1,344— Dave Parks	1965
Most Touchdowns	12— Gene Washington	1972
Best Avg. (Min. 16 receptions)	21.4— Freddie Solomon (31 recept.)	1983

## SCORING

Most Points	131— Ray Wersching	1984
Most Touchdowns	15— Roger Craig	1985
Most Field Goal Attempts	36— Bruce Gossett	1971
Most Field Goals Made	26— Bruce Gossett	1973
Most Consecutive Field Goals	13— Bruce Gossett	1973
Highest Field Goal Percentage	83.3%— Ray Wersching (20-of-24) 1979, and (25-of-30) 1983	
Most Extra Points Attempted	56— Ray Wersching	1984
Most Extra Points Made	56— Ray Wersching	1984
Highest Extra Point Percentage		100%

Several, including Ray Wersching with 56-of-56 in 1984 (most at 100% & most recent at 100%), 51-of-51 in 1983, 30-of-30 in 1981, and 23-of-23 in 1977.

## DEFENSE

Most Intercepted Passes	10— Dave Baker	1960
Most Yds. Ret. Int. Passes	239— Dwight Hicks (9 Int)	1981
Most Kickoff Returns	41— James Owens	1979
Most Yds. on Kickoff Returns	1,157— Abe Woodson	1962

Highest Avg. KO Ret. (Min. 16) . . . . .	34.4— Joe Arenas (16 for 551) . . . . .	1953
Most Punt Returns . . . . .	45— Dana McLemore . . . . .	1984
Most Yards Punt Returns . . . . .	521— Dana McLemore . . . . .	1984
Highest Avg. Punt Return . . . . .	22.3— Dana McLemore (7 for 156) . . . . .	1983

## Team Single Game Records (SINCE THE 49ERS JOINED THE NFL IN 1950)

### OFFENSE

#### MOST POINTS

49ERS	52	vs. Chicago (52-24) . . . . .	September 19, 1965
Opp.	61	at Chicago (20-61) . . . . .	December 12, 1965
Combined	83	vs. Minnesota (M 42-41) . . . . .	October 24, 1965

#### MOST TOUCHDOWNS SCORED

49ERS	7	vs. Dallas (48-21) . . . . .	October 26, 1952
		at Detroit (49-0) . . . . .	October 1, 1961
		at Atlanta (49-14) . . . . .	October 29, 1972
Opp.	9	at Chicago (20-61) . . . . .	December 12, 1965

#### MOST FIRST DOWNS

49ERS	31	vs. Baltimore . . . . .	December 13, 1953
		at Minnesota . . . . .	October 15, 1961
		vs. Miami (SBXIX) . . . . .	January 20, 1985
Opp.	31	vs. Dallas . . . . .	November 10, 1963

#### FEWEST FIRST DOWNS

49ERS	3	vs. Baltimore . . . . .	November 22, 1959
Opp.	2	vs. New Orleans . . . . .	October 21, 1973

#### MOST FIRST DOWNS RUSHING

49ERS	20	at Minnesota . . . . .	October 15, 1961
Opp.	19	at Green Bay . . . . .	October 11, 1959

#### FEWEST FIRST DOWNS RUSHING

49ERS	0	at Minnesota . . . . .	December 14, 1969
Opp.	0	vs. L.A. Rams . . . . .	December 6, 1964

#### MOST FIRST DOWNS PASSING

49ERS	23	at Atlanta . . . . .	October 6, 1985
Opp	25	at N.Y. Jets . . . . .	September 21, 1980

#### FEWEST FIRST DOWNS PASSING

49ERS	1	vs. L.A. Rams . . . . .	October 7, 1956
		at Detroit . . . . .	October 6, 1963
		at Green Bay (Milwaukee) . . . . .	November 24, 1963
		vs. Minnesota . . . . .	November 29, 1976
Opp.	0	vs. L.A. Rams . . . . .	October 10, 1971
		vs. New Orleans . . . . .	October 21, 1973

#### MOST FIRST DOWNS BY PENALTIES

49ERS	6	vs. Atlanta . . . . .	December 6, 1970
		vs. Atlanta . . . . .	October 22, 1978
Opp.	6	at Washington . . . . .	November 12, 1967
		vs. Detroit . . . . .	October 23, 1977

## MOST TOTAL PLAYS

49ERS	87	at Chicago	November 13, 1966
Opp.	88	at Minnesota	October 30, 1966

## FEWEST TOTAL PLAYS

49ERS	24	at Chicago	October 14, 1956
Opp.	32	at Chicago	October 16, 1960

## MOST NET YARDS TOTAL OFFENSE

49ERS	597	vs. Baltimore	December 13, 1953
Opp.	584	at Chicago	December 12, 1965
Combined	1,009	vs. San Diego (SD 544-465)	December 11, 1982

## FEWEST NET YARDS TOTAL OFFENSE

49ERS	61	at Detroit	October 6, 1963
Opp.	44	vs. Atlanta	October 23, 1976

## RUSHING

### MOST RUSHING PLAYS

49ERS	59	at Minnesota	December 4, 1977
Opp.	62	vs. Chicago	September 24, 1950

### FEWEST RUSHING PLAYS

49ERS	12	vs. Chicago	October 13, 1985
Opp.	11	at N.Y. Jets	September 21, 1980

### MOST NET YARDS RUSHING

49ERS	324	at Minnesota	October 15, 1961
49ERS	324	at L.A. Rams	November 9, 1958

### FEWEST NET YARDS RUSHING

49ERS	5	vs. Houston	December 7, 1975
Opp.	7	at New Orleans	October 1, 1972

### HIGHEST RUSHING AVERAGE

49ERS	10.90	vs. Dallas (24 Plays - 263 Yds)	October 26, 1952
Opp.	8.30	at L.A. Rams (39 Plays - 324 Yds)	November 9, 1958

### LOWEST RUSHING AVERAGE

49ERS	0.20	vs. Houston (25 Plays - 5 Yds)	December 7, 1975
Opp.	0.44	at New Orleans (16 Plays - 7 Yds)	October 1, 1972

## PASSING

### MOST PASSES ATTEMPTED

49ERS	57	at Atlanta	October 6, 1985
Opp.	60	at N.Y. Jets	September 21, 1980

### FEWEST PASSES ATTEMPTED

49ERS	8	vs. Minnesota	November 29, 1976
		vs. New Orleans	November 27, 1977
Opp.	8	vs. L.A. Rams	November 21, 1976
		vs. New Orleans	November 27, 1977

### MOST PASSES COMPLETED

49ERS	37	at Atlanta	October 6, 1985
Opp.	42	at N.Y. Jets	September 21, 1980

### FEWEST PASSES COMPLETED

49ERS	3	vs. Minnesota	November 29, 1976
-------	---	---------------	-------------------

Opp. 2 vs. L.A. Rams ..... October 10, 1971  
 at N.Y. Giants ..... October 16, 1977

**MOST NET YARDS PASSING**

49ERS 420 at Atlanta ..... October 6, 1985  
 Opp. 444 vs. San Diego ..... December 11, 1982

**FEWEST NET YARDS PASSING**

49ERS -10 at Detroit ..... October 6, 1963  
 Opp. -39 vs. Atlanta ..... October 23, 1976

**MOST GROSS YARDS PASSING**

49ERS 429 at Atlanta ..... October 6, 1985  
 Opp. 460 vs. Dallas ..... November 10, 1963

**FEWEST GROSS YARDS PASSING**

49ERS 32 vs. Minnesota ..... November 29, 1976  
 Opp. 13 vs. Chicago ..... September 16, 1962  
 vs. L.A. Rams ..... October 10, 1971

**HIGHEST COMPLETION PERCENTAGE**

49ERS 85.0 vs. Atlanta (17 of 20) ..... September 29, 1968  
 Opp. 88.9 vs. L.A. Rams (16 of 18) ..... November 7, 1954

**LOWEST COMPLETION PERCENTAGE**

49ERS 22.2 at Pittsburgh (4 of 18) ..... September 19, 1977  
 Opp. 16.7 vs. L.A. Rams (2 of 12) ..... October 10, 1971

**HIGHEST AVERAGE GAIN PER PASS ATTEMPT**

49ERS 16.7 vs. Chicago (19 Atts - 318 Yds) November 19, 1961  
 Opp. 17.3 at L.A. Rams (16 Atts - 276 Yds) October 20, 1974

**MOST YARDS LOST ATTEMPTING TO PASS**

49ERS 95 vs. Dallas ..... October 26, 1952  
 Opp. 87 at L.A. Rams ..... October 11, 1976

**MOST TIMES TACKLING PASSER**

49ERS 10 vs. L.A. Rams ..... December 6, 1964  
 at L.A. Rams ..... October 11, 1976  
 vs. N.Y. Giants ..... November 23, 1980  
 Opp. 9 at Detroit ..... October 6, 1963

**MOST INTERCEPTIONS BY**

49ERS 6 at Chicago ..... October 17, 1954  
 vs. New England ..... November 30, 1980  
 Opp. 7 at L.A. Rams ..... October 18, 1964

**FUMBLES/PENALTIES**

**MOST FUMBLES**

49ERS 10 at Detroit ..... December 17, 1978  
 Opp. 8 at N.Y. Giants ..... December 1, 1957  
 vs. Minnesota ..... October 24, 1965

**MOST FUMBLES LOST**

49ERS 6 at Cleveland ..... November 12, 1950  
 at Minnesota ..... October 15, 1961  
 Opp. 6 at N.Y. Giants ..... December 1, 1957

**MOST PENALTIES**

49ERS 14 at Chicago ..... October 19, 1952  
 at Baltimore ..... November 29, 1953  
 at Pittsburgh ..... November 20, 1954  
 Opp. 17 at Atlanta ..... November 5, 1978

## FEWEST PENALTIES

49ERS	0	vs. L.A. Rams	November 21, 1976
Opp.	0	at Cleveland	November 29, 1959
		at Detroit	October 6, 1963
		vs. Green Bay	December 14, 1963
		at Detroit	December 13, 1964
		at Baltimore	October 26, 1969

## MOST YARDS LOST ON PENALTIES

49ERS	168	at St. Louis	October 24, 1971
Opp.	165	at Minnesota	October 30, 1966

## PUNTS/KICKS

### MOST PUNTS

49ERS	11	vs. L.A. Rams	November 21, 1976
Opp.	12	vs. L.A. Rams	November 21, 1976
		vs. Detroit	October 23, 1977

### FEWEST PUNTS

49ERS	0	vs. Baltimore	December 13, 1953
		vs. New Orleans	November 14, 1971
		vs. New York Giants	October 15, 1972
Opp.	1	vs. L.A. RAMS	September 30, 1973

### MOST YARDS PUNTING

49ERS	517	vs. L.A. Rams	November 21, 1976
Opp.	461	at Atlanta	October 29, 1972

### FEWEST PUNTING YARDS

49ERS	0	vs. Baltimore	December 13, 1953
		vs. New Orleans	November 14, 1971
		vs. N.Y. Giants	October 15, 1972
Opp.	23	at Baltimore	October 1, 1967

### HIGHEST PUNTING AVERAGE (Min. 4 Punts)

49ERS	54.5	vs. Chicago (4 Punts - 218 Yds)	November 19, 1961
Opp.	53.4	vs. Chicago (5 Punts - 267 Yds)	October 30, 1960

### LOWEST PUNTING AVERAGE (Min. 4 Punts)

49ERS	23.3	at Green Bay (4 Punts - 93 Yds)	November 26, 1950
Opp.	30.2	at New England (6 Punts - 181 Yds)	October 26, 1975

### MOST PUNT RETURNS

49ERS	9	at Atlanta	October 29, 1972
		vs. New Orleans	October 17, 1976
Opp.	9	at Detroit	October 6, 1963

### MOST YARDS PUNT RETURNS

49ERS	144	vs. Philadelphia	September 27, 1959
Opp.	231	at Detroit	October 6, 1963

### MOST KICKOFFS RETURNED

49ERS	9	at Detroit	November 14, 1954
		vs. L.A. Rams	September 30, 1973
		at L.A. Rams	October 5, 1980
Opp.	9	at New Orleans	October 1, 1972

### MOST KICKOFF RETURN YARDS

49ERS	256	at Detroit	November 14, 1954
Opp.	260	at Dallas	November 11, 1965

# Team Season Records

## Most Points Scored

BY 49ERS..... 475 in 1984  
BY OPPONENTS... 415 in 1980

## Fewest Points Scored

BY 49ERS..... 198 in 1963<sup>b</sup>  
BY OPPONENTS... 190 in 1976<sup>b</sup>

## Most Touchdowns Scored

BY 49ERS..... 57 in 1984  
BY OPPONENTS... 54 in 1979

## Fewest Touchdowns Scored

BY 49ERS..... 21 in 1960<sup>a</sup>  
BY OPPONENTS... 23 in 1971<sup>b</sup>

## Most First Downs

BY 49ERS..... 356 in 1984  
BY OPPONENTS... 341 in 1980

## Fewest First Downs

BY 49ERS..... 182 in 1959<sup>a</sup>  
BY OPPONENTS... 167 in 1952<sup>a</sup>

## Most First Downs Rushing

BY 49ERS..... 138 in 1984  
BY OPPONENTS... 137 in 1980

## Fewest First Downs Rushing

BY 49ERS..... 49 in 1982<sup>c</sup>  
BY OPPONENTS... 71 in 1982<sup>c</sup>

## Most First Downs Passing

BY 49ERS..... 204 in 1984  
BY OPPONENTS... 185 in 1980

## Fewest First Downs Passing

BY 49ERS..... 76 in 1959<sup>a</sup>  
BY OPPONENTS... 74 in 1954<sup>a</sup>

## Most First Downs By Penalties

BY 49ERS..... 34 in 1978  
BY OPPONENTS... 37 in 1978

## Fewest First Downs by Penalties

BY 49ERS..... 9 in 1963<sup>b</sup>  
BY OPPONENTS 9 in 1960, 1956<sup>a</sup>

## Most Net Yards Offense

BY 49ERS..... 6,366 in 1984  
BY OPPONENTS . 5,969 in 1980

## Fewest Net Yards Offense

BY 49ERS..... 3,242 in 1982<sup>c</sup>  
BY OPPONENTS . 3,035 in 1982<sup>c</sup>

## Most Total Offensive Plays

BY 49ERS..... 1,106 in 1981  
BY OPPONENTS . 1,116 in 1985

## Fewest Total Plays

BY 49ERS..... 587 in 1982<sup>c</sup>  
BY OPPONENTS... 596 in 1982<sup>c</sup>

## Highest Avg. Gain Per Offensive Play

BY 49ERS..... 6.19 in 1961<sup>b</sup>  
BY OPPONENTS . 5.99 in 1962<sup>b</sup>

## Most Net Yards Rushing

BY 49ERS..... 2,498 in 1954<sup>a</sup>  
BY OPPONENTS . 2,241 in 1962<sup>b</sup>

## Fewest Net Yards Rushing

BY 49ERS..... 740 in 1982<sup>c</sup>  
BY OPPONENTS . 1,199 in 1982<sup>c</sup>

## Most Net Yards Passing

BY 49ERS..... 3,901 in 1984  
BY OPPONENTS . 3,751 in 1980

## Fewest Net Yards Passing

BY 49ERS..... 1,508 in 1977<sup>b</sup>  
BY OPPONENTS . 1,638 in 1952<sup>a</sup>

## Most Total Yards Passing

BY 49ERS..... 4,079 in 1984  
BY OPPONENTS . 3,958 in 1980

**Fewest Total Yards Passing**

BY 49ERS..... 1,685 in 1959<sup>a</sup>  
 BY OPPONENTS . 1,948 in 1977<sup>b</sup>

**Most Times Tackled Passer**

BY 49ERS..... 61 in 1976<sup>b</sup>  
 BY OPPONENTS .... 51 in 1984

**Most Yards Lost Attempting to Pass**

BY 49ERS..... 396 in 1952<sup>a</sup>  
 BY OPPONENTS ... 573 in 1976<sup>b</sup>

**Fewest Yards Lost Attempting to Pass**

BY 49ERS..... 87 in 1970  
 BY OPPONENTS ... 113 in 1982<sup>c</sup>

**Most Pass Attempts**

BY 49ERS..... 602 in 1979  
 BY OPPONENTS ... 621 in 1985

**Fewest Pass Attempts**

BY 49ERS..... 264 in 1959<sup>a</sup>  
 BY OPPONENTS ... 270 in 1977<sup>b</sup>

**Most Pass Completions**

BY 49ERS..... 363 in 1980  
 BY OPPONENTS ... 327 in 1980

**Fewest Pass Completions**

BY 49ERS..... 132 in 1959<sup>a</sup>  
 BY OPPONENTS ... 139 in 1977<sup>b</sup>

**Highest Completion Percentage**

BY 49ERS..... 64.2% in 1983  
 BY OPPONENTS 66.1% in 1980

**Lowest Completion Percentage**

BY 49ERS..... 44.7% in 1963<sup>b</sup>  
 BY OPPONENTS 44.2% in 1952<sup>a</sup>

**Highest Avg. Gain Per Pass Attempt**

BY 49ERS..... 8.22 in 1984  
 BY OPPONENTS .. 8.00 in 1980

**Most Passes Intercepted**

BY 49ERS..... 33 in 1951<sup>a</sup>  
 BY OPPONENTS .... 36 in 1978

**Fewest Passes Intercepted**

BY 49ERS..... 8 in 1977<sup>b</sup>  
 BY OPPONENTS .... 9 in 1982<sup>c</sup>

**Most Fumbles**

BY 49ERS..... 56 in 1978  
 BY OPPONENTS .... 50 in 1978

**Most Fumbles Lost**

BY 49ERS..... 30 in 1978  
 BY OPPONENTS .... 27 in 1978

**Fewest Fumbles**

BY 49ERS..... 14 in 1960<sup>a</sup>  
 BY OPPONENTS .... 14 in 1982<sup>c</sup>

**Most Penalties**

BY 49ERS..... 116 in 1978  
 BY OPPONENTS ... 154 in 1978

**Fewest Penalties**

BY 49ERS..... 44 in 1982<sup>c</sup>  
 BY OPPONENTS .... 37 in 1956<sup>a</sup>

**Most Yards Penalized**

BY 49ERS..... 997 in 1970  
 BY OPPONENTS . 1,301 in 1978

**Fewest Yards Penalized**

BY 49ERS..... 439 in 1963<sup>b</sup>  
 BY OPPONENTS ... 321 in 1956<sup>a</sup>

**Most Punts**

BY 49ers..... 97 in 1978  
 BY OPPONENTS ... 108 in 1976<sup>b</sup>

**Fewest Punts**

BY 49ERS..... 42 in 1953<sup>a</sup>  
 BY OPPONENTS .... 42 in 1956<sup>a</sup>

**Most Yards Punting**

BY 49ERS..... 3,858 in 1981  
 BY OPPONENTS . 4,327 in 1976<sup>b</sup>

**Fewest Yards Punting**

BY 49ERS..... 1,676 in 1982<sup>c</sup>  
 BY OPPONENTS . 1,709 in 1956<sup>a</sup>

**Highest Punting Average**

BY 49ERS . . . . . 45.8 in 1965<sup>b</sup>  
 BY OPPONENTS . . 45.8 in 1964<sup>b</sup>

**Lowest Punting Average**

BY 49ERS . . . . . 35.0 in 1977<sup>b</sup>  
 BY OPPONENTS . . 38.2 in 1980

**Most Punts Blocked By**

BY 49ERS . . . . . 3 in 1975<sup>b</sup>  
 BY OPPONENTS . . . . 3 in 1975<sup>b</sup>

**Most Punts Returned**

BY 49ERS . . . . . 65 in 1976<sup>b</sup>  
 BY OPPONENTS . . . . 57 in 1981

**Fewest Punts Returned**

BY 49ERS . . . . . 18 in 1963<sup>b</sup>  
 BY OPPONENTS . . . . 19 in 1971<sup>b</sup>

**Most Yards Punt Returns**

BY 49ERS . . . . . 610 in 1975<sup>b</sup>  
 BY OPPONENTS . . 664 in 1981

**Fewest Yards Punt Returns**

BY 49ERS . . . . . 99 in 1963<sup>b</sup>  
 BY OPPONENTS . . . . 44 in 1971<sup>b</sup>

**Highest Avg. Punt Return**

BY 49ERS . . . . . 12.3 in 1950<sup>a</sup>  
 BY OPPONENTS . . 12.4 in 1965<sup>b</sup>

**Lowest Avg. Punt Return**

BY 49ERS . . . . . 3.03 in 1955<sup>a</sup>  
 BY OPPONENTS . . 2.23 in 1971<sup>b</sup>

**Most Kickoffs Returned**

BY 49ERS . . 75 in 1980<sup>b</sup> & 1979  
 BY OPPONENTS . . . . 78 in 1984

**Fewest Kickoffs Returned**

BY 49ERS . . . . 36 in 1952<sup>a</sup>, 1982<sup>c</sup>  
 BY OPPONENTS . . . . 37 in 1964

**Most Kickoff Return Yards**

BY 49ERS . . . . . 1,739 in 1962<sup>b</sup>  
 BY OPPONENTS . . 1,675 in 1983

**Highest Punting Average**

BY 49ERS . . . . . 45.8 in 1965<sup>b</sup>  
 BY OPPONENTS . . 45.8 in 1964<sup>b</sup>

**Lowest Punting Average**

BY 49ERS . . . . . 35.0 in 1977<sup>b</sup>  
 BY OPPONENTS . . 38.2 in 1980

**Most Punts Blocked By**

BY 49ERS . . . . . 3 in 1975<sup>b</sup>  
 BY OPPONENTS . . . . 3 in 1975<sup>b</sup>

**Most Punts Returned**

BY 49ERS . . . . . 65 in 1976<sup>b</sup>  
 BY OPPONENTS . . . . 57 in 1981

**Fewest Kickoff Return Yards**

BY 49ERS . . . . . 742 in 1982<sup>c</sup>  
 BY OPPONENTS . . 739 in 1958<sup>a</sup>

**Highest Avg. Kickoff Return**

BY 49ERS . . . . . 28.0 in 1962<sup>b</sup>  
 BY OPPONENTS . . 27.6 in 1969<sup>b</sup>

**Lowest Avg. Kickoff Return**

BY 49ERS . . . . . 17.7 in 1968<sup>b</sup>  
 BY OPPONENTS . . 17.6 in 1958<sup>a</sup>

<sup>a</sup>12 Games

<sup>b</sup>14 Games

<sup>c</sup>9 Games

All others 16 games

# Postseason Single Game Records

## MOST RUSHING YARDS

49ERS	85	— Ken Willard (27 carries) at Minnesota	12-27-70
Opp.	143	— Duane Thomas (27 carries) of Dallas	1-3-71

## MOST CARRIES

49ERS	27	— Ken Willard (85 yards) at Minnesota	12-27-70
Opp.	36	— John Riggins (123 yards) of Washington	1-8-84

## HIGHEST RUSHING AVERAGE

(Min. 4 carries)

49ERS	11.8	— Joe Montana (5 for 59 yards) vs. Miami	1-20-85
Opp.	7.8	— Thomas Tracey (11 for 86 yards) of Detroit	12-22-57

## MOST PASSES ATTEMPTED

49ERS	48	— Joe Montana (27 completed for 347 yards) at Washington	1-8-84
Opp.	50	— Dan Marino (29 completed for 318 yards) of Miami	1-20-85

## MOST PASSES COMPLETED

49ERS	27	— Joe Montana (48 attempted for 347 yards) at Washington	1-8-84
Opp.	29	— Dan Marino (50 attempted for 318 yards) of Miami	1-20-85

## MOST YARDS PASSING

49ERS	347	— Joe Montana (27 of 48) at Washington	1-8-84
Opp.	318	— Dan Marino (29 of 50) of Miami	1-20-85

## HIGHEST COMPLETION PERCENTAGE

49ERS	.686	— Joe Montana (24 of 35) vs. Miami	1-20-85
Opp.	.735	— Ken Anderson (25 of 34) of Cincinnati	1-24-82

## MOST TD PASSES

49ERS	3	— Y.A. Tittle vs. Detroit	12-22-57
		— Joe Montana vs. Dallas	1-10-82
		— Joe Montana at Washington	1-8-84
		— Joe Montana vs. N.Y. Giants	12-29-84
		— Joe Montana vs. Miami	1-20-85
Opp.	3	— Scott Brunner of N.Y. Giants	1-3-82

## MOST PASS RECEPTIONS

49ERS	9	— Billy Wilson (107 yards) vs. Detroit	12-22-57
		— Dwight Clark (112 yards) vs. N.Y. Giants	12-29-84
Opp.	11	— Dan Ross (104 yards) of Cincinnati	1-24-82

## MOST RECEIVING YARDS

49ERS	120	— Dwight Clark (8 catches) vs. Dallas	1-10-82
49ERS	120	— Dwight Clark (8 catches) at N.Y. Giants	12-28-85
Opp.	137	— Charlie Brown (5 catches) of Washington	1-8-84

## MOST INTERCEPTIONS

49ERS	2	— Skip Vanderbundt (4 yards) vs. Dallas	12-23-72
		— Ronnie Lott (32 yards) vs. N.Y. Giants	1-3-82
		— Riki Ellison (8 yards) vs. Detroit	12-31-83

Opp.	2	— Charlie Waters (12 yards) of Dallas . . . . .	12-23-72
		— Everson Walls (0 yards) of Dallas . . . . .	1-10-82
		— Gary Reasons (33 yards) of N.Y. Giants . . . . .	12-29-84
		— Gary Fencik (5 yards) of Chicago . . . . .	1-6-85

### **MOST INTERCEPTION RETURN YARDS**

49ERS	38	— Ronnie Lott (1 Int.) N.Y. Giants . . . . .	12-29-84
Opp.	33	— Gary Reasons (2 Int.) N.Y. Giants . . . . .	12-29-84
		— Bobby Watkins (1 interception) of Detroit . . . . .	12-31-83

### **MOST PUNTS**

49ERS	10	— Steve Spurrier (337 yards) vs. Washington . . . . .	12-26-71
Opp.	7	— Tom McNeil (276 yards) of Minnesota . . . . .	12-27-70
		— Dave Finzer (302 yards) of Chicago . . . . .	1-6-85

### **MOST PUNTING YARDS**

49ERS	337	— Steve Spurrier (10 punts) vs. Washington . . . . .	12-26-71
Opp.	302	— Dave Finzer (7 punts) of Chicago . . . . .	1-6-85

### **HIGHEST PUNTING AVERAGE**

49ERS	46.3	— Jim Miller (4 punts/185 yards) vs. Cincinnati . . . . .	1-24-82
Opp.	46.2	— Mike Bragg (5 punts/231 yards) of Washington . . . . .	12-26-71

### **MOST POINTS SCORED**

49ERS	18	— Larry Schreiber (3 rushing TDs) vs. Dallas . . . . .	12-23-72
		— Roger Craig (2 receiving TDs & 1 rushing TD) vs. Miami . . . . .	1-20-85
Opp.	12	— Thomas Tracy (2 rushing TDs) of Detroit . . . . .	12-22-57
		— Johnny Perkins (2 receiving TDs) of N.Y. Giants . . . . .	1-3-82
		— Billy Sims (2 rushing TDs) of Detroit . . . . .	12-31-83
		— John Riggins (2 rushing TDs) of Washington . . . . .	1-8-84

## **Longest Plays**

### **LONGEST RUN FROM SCRIMMAGE**

49ERS	71	— Hugh McElhenny vs. Detroit . . . . .	12-22-57
Opp.	58	— Thomas Tracey (touchdown) of Detroit . . . . .	12-22-57

### **LONGEST PASS COMPLETION**

49ERS	78	— (touchdown) Gene Washington from John Brodie vs. Washington . . . . .	12-26-71
Opp.	72	— (touchdown) Earnest Gray of N.Y. Giants . . . . .	1-3-82

### **LONGEST INTERCEPTION RETURN**

49ERS	38	— Ronnie Lott vs. N.Y. Giants . . . . .	12-29-84
Opp.	33	— Gary Reasons of N.Y. Giants . . . . .	12-29-84

### **LONGEST PUNT**

49ERS	59	— Steve Spurrier at Minnesota . . . . .	12-27-70
		— Steve Spurrier vs. Dallas . . . . .	1-3-71
Opp.	66	— Mike Bragg of Washington . . . . .	12-26-71

### **LONGEST PUNT RETURN**

49ERS	30	— Bruce Taylor at Minnesota . . . . .	12-27-70
Opp.	47	— Ted Vactor of Washington . . . . .	12-26-71

### **LONGEST KICKOFF RETURN**

49ERS	97	— Vic Washington (touchdown) vs. Dallas . . . . .	12-23-72
Opp.	67	— Leslie Duncan of Washington . . . . .	12-26-71

# Career Postseason Statistical Leaders

## PASSING

Passing	Att.	Comp.	Yds.	Pct.	TD	Int.
1. Montana, Joe .....	322	194	2464	60.2	17	12
2. Brodie, John .....	143	71	973	49.7	4	7
3. Tittle, Y.A. ....	31	18	248	58.1	3	3
4. Cavanaugh, Matt .....	1	1	3	100.0	0	0

## RUSHING (Yards)

Player	No.	Yds.	Avg.	Long	TD
1. Tyler, Wendell .....	73	338	4.6	25	2
2. Montana, Joe .....	32	206	6.4	53	2
3. Willard, Ken .....	65	176	2.7	14	0
4. Craig, Roger .....	52	175	3.4	39	2
5. Washington, Vic. ....	36	173	4.8	27	0

## RECEIVING

Player	No.	Yds.	Avg.	Long	TD
1. Clark, Dwight .....	44	661	15.0	39	3
2. Solomon, Freddie .....	34	537	15.8	76t	6
3. Craig, Roger .....	23	202	8.8	20	2
4. Wilson, Mike .....	18	202	15.5	26	2
5. Washington, Gene .....	16	375	23.4	78t	1

## INTERCEPTIONS

Player	No.	Yds.	Avg.	Long	TD
1. Lott, Ronnie .....	4	70	17.5	38	1
2. Hicks, Dwight .....	3	49	16.3	27	0
3. Wright, Eric .....	3	25	8.3	25	0
4. Ellison, Riki .....	3	20	6.7	12	0
5. Vanderbundt, Skip .....	2	4	2.0	4	0

## KICKOFF RETURNS

Player	No.	Yds.	Avg.	Long	TD
1. Washington, Vic. ....	9	250	27.8	97t	1
2. Lawrence, Amos .....	7	165	23.6	47	0
3. McLemore, Dana .....	7	142	20.3	26	0
4. Monroe, Carl .....	6	84	14.0	17	0
5. Harmon, Derrick .....	4	53	13.3	23	0

## PUNT RETURNS

Player	No.	Yds.	Avg.	FC	Long	TD
1. McLemore, Dana . . . . .	14	139	9.9	5	28	0
2. Taylor, Roosevelt . . . . .	5	67	13.4	1	30	0
3. Taylor, Bruce . . . . .	5	1	0.2	4	4	0
4. Hicks, Dwight . . . . .	3	27	9.0	1	12	0
5. Fuller, John . . . . .	3	18	6.0	0	8	0

## PUNTING (BASED ON AVERAGE)

Player	No.	Yds.	Avg.	TB	I20	Long	Bk
1. Miller, Jim . . . . .	12	498	41.5	0	2	52	0
2. Runager, Max . . . . .	17	653	38.4	1	3	48	0
3. McCann, Jim . . . . .	7	262	37.4	0	0	48	0
4. Jessup, Bill . . . . .	3	108	36.0	0	0	42	0
5. Spurrier, Steve . . . . .	29	1041	35.9	0	0	59	0

## SCORING

Player	TR	TP	TRT	FG	PAT	SF	TP
1. Wersching, Ray . . . . .	0	0	0	11/18	27/27	0	60
2. Solomon, Freddie . . . . .	0	6	0	0/0	0/0	0	36
3. Craig, Roger . . . . .	2	2	0	0/0	0/0	0	24
4. Gossett, Bruce . . . . .	0	0	0	4/9	10/10	0	22
5. Clark, Dwight . . . . .	0	3	0	0/0	0/0	0	18
6. Schreiber, Larry . . . . .	3	0	0	0/0	0/0	0	18

# Records For 49ers' Coaches

Coach	Yrs	Dates	Games	W	L	T	Winning Percentage
Lawrence T. (Buck) Shaw	9	1946-54	116#	72	40	4	.638
Norman P. (Red) Strader	1	1955	12	4	8	0	.333
Frank C. (Frankie) Albert	3	1956-58	37#	19	17	1	.527
Howard W. (Red) Hickey	5*	1959-63	55	27	27	1	.500
Jack Christiansen	5*	1963-67	67	26	38	3	.411
Dick Nolan	8	1968-75	117#	56	56	5	.500
Monte Clark	1	1976	14	8	6	0	.571
Ken Meyer	1	1977	14	5	9	0	.357
Pete McCulley	1+	1978	9	1	8	0	.111
Fred O'Connor	1+	1978	7	1	6	0	.143
Bill Walsh	6	1979-present	114#	66	48	0	.579
<b>TOTAL</b>	<b>40</b>	<b>1946-present</b>	<b>562†</b>	<b>285</b>	<b>263</b>	<b>14</b>	<b>.507</b>

\*Hickey coached the first 3 games of 1963/Christiansen the final 11.

+McCulley coached the first 9 games of 1978/O'Connor the final 7.

#Includes postseason play.

†Includes 10-7 Postseason record.

# Miscellaneous Records

## INDIVIDUAL

### Most Consecutive Passes Completed

- 18 — Joe Montana at L.A. Rams (Oct. 28, 1984)-13  
and vs. Cincinnati (Nov. 4, 1984)-5

### Most Consecutive Passes Without Interception

- 122 — Joe Montana — 23rd Pass at Washington (Oct. 4, 1981) through 23rd  
Pass at Pittsburgh (Nov. 1, 1981)

### Most Consecutive Games Scoring a TD

- 10 — Freddie Solomon — 9th through 18th games - 1984  
(includes 2 postseason games in 1984)

### Most Consecutive Games Rushing for TD

- 5 — Joe Perry — 11th & 12th Games - 1953 through 3rd Game - 1954  
Hugh McElhenny — 1st through 5th Games - 1954

### Most Consecutive Games Throwing TD Pass

- 21 — John Brodie — Last 6 Games - 1970 through 1st 15 Games - 1972  
(includes three postseason games)

### Most Consecutive Games Catching TD Pass

- 8 — Dave Parks — Last 7 Games - 1965 through 1st Game - 1966

### Most Consecutive Games Intercepting a Pass

- 4 — Dick Moegle — 6th through 9th Games - 1956

### Most Consecutive PAT'S

- 234# — Tommy Davis — 1st Game - 1959 through 13th Game - 1965

### Most Consecutive Games Catching at Least One Pass

- 95† — Dwight Clark — 2nd game - 1980 through final regular season game  
- 1985 (includes 7 postseason games, 3 each in 1981 and 1984).

### Most Consecutive Regular Season Games Catching at Least One Pass

- 88† — Dwight Clark — 2nd Game - 1980 through final game - 1985

### Most Consecutive Games Kicking FG

- 25 — Bruce Gossett — 11th Game - 1970 through 5th Game - 1972  
(includes four postseason games)

### Most Consecutive FG's

- 13 — Bruce Gossett — 5th through 12th Games - 1973

### Most Consecutive +300-Yard Passing Games

- 5# — Joe Montana — 2nd through 6th Games - 1982

### Most Games

- 49ERS 210 — Jimmy Johnson — 1961-1976

### Most Consecutive Games

- 49ERS 208 — Len Rohde — 1960-1974

## TEAM

### Most Consecutive Games Intercepting a Pass

- 20 — Last 3 Games - 1950 through 1st 5 Games - 1952

### Most Consecutive PAT's

- 301 — 1st Game 1957 through 13th Game 1965

### Most Consecutive Games Without Losing a Fumble

- 7 — 6th through 12th Games - 1960

## PAT RECORD

100% — 32 (1954), 33 (1957), 34 (1958), 31 (1959), 21 (1960), 44 (1961), 36 (1962), 24 (1963), 30 (1964), 33 (1967), 33 (1971), 26 (1973), 23 (1977), 30 (1981), 51 (1983), 56 (1984).

### #All-Time NFL Record

\*Clark did not play in two postseason games in 1983 due to injury

†On Going at Start of 1985

## Forty Niners' Big Days RUSHING

194 — Delvin Williams at St. Louis	October 31, 1976 (34 Carries)
190 — Wilbur Jackson vs New Orleans	November 27, 1977 (16 Carries)
180 — Delvin Williams vs Washington	November 7, 1976 (23 Carries)
174 — Joe Perry vs Detroit	November 2, 1958 (13 Carries)
170 — Hugh McElhenny at Dallas Texans	October 5, 1952 (7 Carries)
168 — J.D. Smith vs Minnesota	November 26, 1961 (28 Carries)
162 — Ken Willard at Atlanta	December 15, 1968 (25 Carries)
159 — Hugh McElhenny at Green Bay	November 23, 1958 (22 Carries)
156 — Wilbur Jackson vs Minnesota	November 29, 1976 (30 Carries)
153 — Delvin Williams vs Minnesota	November 29, 1976 (20 Carries)
153 — Joe Perry at Green Bay	November 22, 1953 (16 Carries)

## PASSING

429 — Joe Montana at Atlanta	October 6, 1985 (37 of 57)
408 — Joe Montana at St. Louis	November 21, 1982 (26 of 39)
381 — Joe Montana vs Washington	September 10, 1984 (24 of 40)
371 — Y.A. Tittle vs Baltimore	December 13, 1953 (29 of 44)
366 — Joe Montana vs San Diego	December 11, 1982 (31 of 46)
365 — Joe Montana vs Los Angeles Rams	October 28, 1984 (21 of 31)
358 — Joe Montana at Los Angeles Rams	October 23, 1983 (25 of 39)
356 — John Brodie at Los Angeles Rams	November 9, 1969 (25 of 42)
354 — Joe Montana at New Orleans	December 15, 1985 (25 of 38)
353 — Joe Montana at Houston	October 21, 1984 (25 of 35)
348 — Steve DeBerg vs Chicago	October 28, 1979 (26 of 41)
347 — Joe Montana at Washington+	January 8, 1984 (27 of 48)
345 — Steve DeBerg vs Atlanta	September 28, 1980 (32 of 51)
345 — Steve DeBerg at Atlanta	December 16, 1979 (29 of 54)
341 — Joe Montana at St. Louis	September 18, 1983 (20 of 32)
341 — Y.A. Tittle at New York Giants	November 9, 1952 (16 of 29)
336 — Joe Montana at Denver	September 19, 1982 (26 of 37)
334 — Joe Montana vs New Orleans	November 28, 1982 (27 of 42)
328 — Joe Montana vs L.A. Rams	December 9, 1985 (26 of 36)
328 — John Brodie vs Green Bay	December 10, 1961 (19 of 29)
327 — John Brodie at Chicago Bears	November 13, 1966 (28 of 54)
324 — George Mira at Atlanta	December 10, 1967 (20 of 34)
322 — Joe Montana vs Dallas	December 22, 1985 (24 of 34)
322 — John Brodie vs Chicago Bears	November 19, 1961 (11 of 19)

- 321 — Steve DeBerg at Houston . . . . . September 17, 1978 (20 of 32)  
 320 — Steve Spurrier vs Minnesota . . . . . October 14, 1973 (31 of 48)

## RECEIVING

- 241 — Jerry Rice vs L.A. Rams . . . . . December 9, 1985 (10 Catches)  
 231 — Dave Parks at Baltimore . . . . . October 3, 1965 (9 Catches)  
 225 — Bernie Casey at Chicago Bears . . . . . November 13, 1966 (12 Catches)  
 196 — Gordy Soltau at New York Giants . . . . . November 9, 1952 (10 Catches)  
 192 — Billy Wilson vs Chicago Bears . . . . . October 23, 1955 (8 Catches)  
 186 — Dick Witcher at Atlanta . . . . . December 10, 1967 (11 Catches)  
 181 — Jim Johnson vs Detroit . . . . . November 11, 1962 (11 Catches)  
 169 — Bernie Casey at Philadelphia . . . . . September 20, 1964 (6 Catches)  
 167 — Roger Craig at Atlanta . . . . . October 6, 1985 (12 Catches)  
 165 — Hugh McElhenny vs Baltimore . . . . . December 8, 1957 (8 Catches)  
 164 — Gene Washington at Green Bay . . . . . November 5, 1972 (6 Catches)  
 160 — Gene Washington vs New England . . . . . October 31, 1971 (5 Catches)

+Postseason

# Forty Niners' Longest Plays

## Top-Ten Long Runs from Scrimmage

- 89t — Hugh McElhenny at Dallas Texans, October 5, 1952  
 86t — Hugh McElhenny at Green Bay, November 18, 1956  
 82t — Hugh McElhenny vs Dallas Texans, October 26, 1952  
 80 — Wilbur Jackson vs New Orleans, November 27, 1977  
 80t — Delvin Williams vs Washington, November 7, 1976  
 80t — J.D. Smith vs Green Bay, December 7, 1958  
 78t — Joe Perry vs Dallas Texans, October 26, 1952  
 78t — Joe Perry vs Green Bay, December 10, 1950  
 75t — Jimmy Thomas vs Chicago Bears, December 6, 1969  
 73t — J.D. Smith vs Detroit, November 1, 1959  
 73t — Joe Perry vs Detroit, November 2, 1958

## Top-Ten Long Forward Passes

- 93t — Steve DeBerg to Freddie Solomon vs Atlanta, September 28, 1980  
 85t — Jim Plunkett to Delvin Williams vs Washington, November 7, 1976  
 83t — John Brodie to Dave Parks at Los Angeles Rams, October 18, 1964  
 81t — Steve Spurrier to Ted Kwalick vs New Orleans, October 22, 1972  
 80t — Joe Montana to Dwight Clark at Houston, October 21, 1984  
 80t — John Brodie to Clifton McNeil at Green Bay, September 28, 1969  
 80t — John Brodie to Dave Parks vs Minnesota, October 25, 1964  
 80t — John Brodie to Jim Johnson at Chicago Bears, October 14, 1962  
 79t — John Brodie to Gene Washington at Chicago Bears, November 8, 1970  
 79t — George Mira to Dave Parks at Minnesota, November 8, 1964

## Top-Ten Long Punts

- 86 — Larry Barnes vs Chicago Cardinals, September 29, 1957  
 82 — Tommy Davis vs Minnesota, September 30, 1962  
 81 — Tommy Davis at St. Louis Cardinals, November 25, 1962  
 80 — Jim Miller at Denver Broncos, September 19, 1982  
 79 — Tommy Davis at Chicago Bears, October 14, 1962  
 76 — Larry Barnes vs Baltimore, December 8, 1957

- 75 — Verl Lillywhite vs Cleveland, September 30, 1951
- 74 — Tommy Davis vs Chicago Bears, October 30, 1960
- 72 — Jon Kilgore vs Chicago Bears, December 6, 1969
- 71 — Tommy Davis vs Chicago Bears, October 25, 1959

### Top-Ten Long Punt Returns

- 94t — Hugh McElhenny at Chicago Bears, October 19, 1952
- 93t — Dana McLemore vs Los Angeles Rams, January 2, 1983
- 88t — Manfred Moore vs Atlanta, November 24, 1974
- 85t — Abe Woodson at Green Bay, October 21, 1962
- 80t — Abe Woodson vs Detroit, November 5, 1961
- 79t — Dana McLemore at New York Giants, October 8, 1984
- 76 — Bruce Taylor at Chicago Bears, November 8, 1970
- 70t — Kermit Alexander vs Green Bay, November 15, 1964
- 67t — Joe Arenas vs Baltimore, December 16, 1956
- 60t — Anthony Leonard vs New Orleans, October 17, 1976
- 60 — Dave Williams at Minnesota, December 4, 1977

### Top-Ten Long Kickoff Returns

- 105t — Abe Woodson at Los Angeles Rams, November 8, 1959
- 103t — Abe Woodson vs Minnesota, September 15, 1963
- 101t — James Owens at Detroit, November 2, 1980
- 99t — Abe Woodson at New York Giants, November 17, 1963
- 98t — Vic Washington at Atlanta, October 29, 1972
- 98t — Abe Woodson at Detroit, October 1, 1961
- 97t — Vic Washington vs Dallas, December 23, 1972+
- 97t — Lenny Lyles vs Baltimore, December 18, 1960
- 96 — Joe Arenas vs Baltimore, December 16, 1956
- 95t — Carl Monroe at Washington, December 1, 1985
- 95t — Abe Woodson vs Minnesota, September 15, 1963

### Top-Ten Long Interception Return

- 94t — Alvin Randolph vs Chicago Bears, December 11, 1966
- 83t — Ronnie Lott at Kansas City, December 26, 1982
- 82 — Carlton Williamson vs Seattle, November 25, 1985
- 72 — Dwight Hicks at Washington, October 4, 1981
- 70 — Bruce Taylor vs Green Bay, November 1, 1970
- 69 — Ed Beard at Chicago Bears, November 10, 1968
- 66t — Kermit Alexander at Pittsburgh, November 24, 1968
- 65 — Jim Cason at Pittsburgh, October 14, 1951
- 63 — Jim Johnson vs Green Bay, December 10, 1961
- 62t — Dwight Hicks at New Orleans, October 16, 1983

### Top-Ten Long Fumble Returns

- 80t — Dwight Hicks at Washington, October 4, 1981
- 75t — Clark Miller at Detroit, November 14, 1965
- 73t — Skip Vanderbundt at Dallas, November 23, 1972
- 71 — Gerard Williams vs New Orleans, September 23, 1979
- 66t — Windlan Hall vs Philadelphia, December 2, 1973
- 65t — Keena Turner at Washington, December 1, 1985
- 63t — Tommy Hart at St. Louis, October 24, 1971
- 40t — Matt Hazeltine at Detroit, October 18, 1959
- 39 — Bruce Taylor at Kansas City, October 5, 1975
- 37t — Abe Woodson at Chicago Bears, October 14, 1962

## Top-Ten Long Field Goals

- 54 — Steve Mike-Mayer at Los Angeles Rams, November 9, 1975
- 54 — Bruce Gossett vs New Orleans, October 21, 1973
- #53 — Tommy Davis at Los Angeles Rams, October 17, 1965
- #53 — Tommy Davis at Los Angeles Rams, October 17, 1965
- 53 — Ray Wersching at Detroit, September 2, 1984
- 52 — Ray Wersching at New Orleans, October 16, 1983
- 52 — Bruce Gossett at Houston, November 15, 1970
- 51 — Steve Mike-Mayer vs Chicago Bears, November 16, 1975
- 50 — Ray Wersching at New York Giants, October 16, 1977
- 50 — Bruce Gossett at Green Bay, November 5, 1972
- 50 — Tommy Davis vs New Orleans, October 22, 1967
- 50 — Tommy Davis vs Los Angeles Rams, November 21, 1965

## Long Returns of Field Goal Attempt

- 92t — Bruce Taylor at New Orleans, December 13, 1970
- 55t — Bruce Taylor at New Orleans, September 26, 1971
- 38 — Kermit Alexander vs Philadelphia, November 20, 1966
- 30 — Kermit Alexander at Philadelphia, September 20, 1964

+Postseason

#Two kicked in same game



Carlton Williamson returned an interception 82 yards against Seattle in '85 — the third longest return of an intercepted pass in 49ers history.

# ALL-PRO 49ERS

- 1946 — Alyn Beals E, Bruno Banducci G, Frank Albert QB (2nd), Norm Standlee F (2nd)
- 1947 — Bruno Banducci G, Alyn Beals E (2nd), John Woudenberg T (2nd), John Stryzkalski H (2nd), Norm Standlee F (2nd)
- 1948 — Alyn Beals E, John Stryzkalski H, John Woudenberg T (2nd), Riley Matheson G (2nd), Frank Albert QB (2nd)
- 1949 — Alyn Beals E, Visco Grgich G, Joe Perry B, Frank Albert QB
- 1950 — None
- 1951 — Leo Nomellini T (AP)
- 1952 — \*1 Hugh McElhenny HB (AP, UPI), Leo Nomellini T (AP, UPI), Gordy Soltau E (AP, UPI)
- 1953 — Bruno Banducci G (UPI), Hugh McElhenny HB (AP, UPI), Leo Nomellini DT (AP, UPI), Joe Perry FB (AP, UPI)
- 1954 — Bruno Banducci G (AP, UPI), Leo Nomellini DT (AP, UPI), Joe Perry FB (AP, UPI)
- 1955 — Bob St. Clair T (UPI), Bob Toneff DT (AP), Billy Wilson E (UPI)
- 1956 — None
- 1957 — Marv Matuszak LB (AP, UPI), Leo Nomellini DT (AP, UPI), \*2 Y.A. Tittle QB (AP, UPI), Billy Wilson E (AP, UPI)
- 1958 — None
- 1959 — Leo Nomellini DT (AP, UPI), J.D. Smith HB (UPI), Abe Woodson CB (AP, UPI)
- 1960 — Abe Woodson CB (AP)
- 1961 — None
- 1962 — Abe Woodson CB (NEA)
- 1963 — Abe Woodson CB (NEA)
- 1964 — None
- 1965 — Dave Parks SE (AP, NEA, UPI)
- 1966 — Dave Parks SE (NEA), John Thomas G (AP, NEA)
- 1967 — Howard Mudd G (NEA), Dave Wilcox OLB (NEA)
- 1968 — Clifton McNeil WR (AP, NEA, UPI), Howard Mudd G (AP, NEA, UPI)
- 1969 — Jimmy Johnson CB (NEA, PF HOF)
- 1970 — \*3 John Brodie QB (AP, NEA, PFWA), Jimmy Johnson CB (AP, NEA, PFWA), Gene Washington WR (AP, NEA, PFWA), Dave Wilcox LB (NEA)
- 1971 — Forrest Blue C (AP, PFWA), Cedrick Hardman DE (PFWA 2nd), Jimmy Johnson CB (AP, NEA, PFWA), Ted Kwalick TE (PFWA 2nd), Gene Washington WR (PFWA 2nd), Dave Wilcox OLB (AP, NEA, PFWA)
- 1972 — Forrest Blue C (AP, PFWA & 2nd NEA), Jimmy Johnson CB (AP, NEA, PFWA), Ted Kwalick TE (AP, NEA & 2nd PFWA), Gene Washington (AP, PFWA & 2nd NEA), Dave Wilcox OLB (AP, NEA, PFWA)
- 1973 — Forrest Blue C (AP, PFWA), Dave Wilcox OLB (NEA, PFWA)
- 1974 — None
- 1975 — Cedrick Hardman DE (2nd NEA)
- 1976 — Tommy Hart DE (NEA, PFWA & 2nd AP)
- 1977 — Cleveland Elam DT (AP, NEA, PFWA)
- 1978 — None
- 1979 — None

1980 — None

1981 — **Randy Cross** G (NEA, PFWA & 2nd AP), \*4 **Fred Dean** DE (AP, PFWA & 2nd NEA), **Dwight Hicks** S (2nd AP, 2nd NEA), **Ronnie Lott** CB (AP, NEA, PFWA), \*5 **Joe Montana** QB (2nd AP, 2nd NEA)

1982 — \*6 **Dwight Clark** WR (AP, NEA, PFWA), **Keena Turner** LB (2nd NEA)

1983 — **Keith Fahnhorst** T (NEA), **Ronnie Lott** CB (PFWA), **Joe Montana** QB (2nd NEA)

1984 — **Randy Cross** G (2nd AP & NEA), **Keith Fahnhorst** T (AP, NEA, PFWA), \*7 **Joe Montana**, QB (2nd AP), **Eric Wright**, CB (2nd AP)

1985 — **Michael Carter** NT (2nd AP), **Roger Craig** FB (2nd AP, UPI, NEA), **Randy Cross** G (NEA), **Keith Fahnhorst** (2nd NEA), **Keena Turner** LB (2nd NEA), **Eric Wright** CB (AP, NEA).

\*1 McElhenny was named UPI "Rookie-of-the-Year" and *Sport Magazine's* "Player-of-the-Year".

\*2 Tittle was named UPI's "Player-of-the-Year".

\*3 Brodie was named NFL "Player-of-the-Year" by AP, *Pro Football Guide*, and *The Football News*. He was also named "NFL Offensive Player-of-the-Year" by NEA and *Pro Football Weekly*.

\*4 Dean was named NFLPA's NFL "Defensive Lineman-of-the-Year".

\*5 Montana was named MVP of Super Bowl XVI & Navy's "NFL Co-MVP".

\*6 Clark was named *Sports Illustrated's* NFL "Player-of-the-Year".

\*7 Montana was named MVP of Super Bowl XIX.

1946-1949 selections from the All-America Football Conference

## Pro Bowl 49ers

1951 (Jan. 14)

Frank Albert, QB

Visco Grgich, G

Leo Nomellini, T

Norm Standlee, FB

John Strzykalski, HB

1952 (Jan. 12)

Jim Cason, HB

Ray Collins, T

Leo Nomellini, T

\* Gordy Soltau, E

1953 (Jan. 10)

Ed Henke, E

\* Bill Johnson, C

Hugh McElhenny, HB

Leo Nomellini, T

Joe Perry, FB

Gordy Soltau, E

1954 (Jan. 17)

\* Bill Johnson, C

Hugh McElhenny, HB

Art Milchalik, G

\* Leo Nomellini, T

\* Joe Perry, FB

\* Gordy Soltau, E

Y.A. Tittle, QB

1955 (Jan. 16)

\* Bruno Banducci, G

Al Carapella, T

Jim Cason, HB

\* John Henry Johnson, HB

\* Joe Perry, FB

\* Y.A. Tittle, QB

\*+ Billy Wilson, E

1956 (Jan. 15)

Dick Moegle, HB

Bob Toneff, T

\* Billy Wilson, E

1957 (Jan. 13)

\* Hugh McElhenny, HB

Leo Nomellini, T

\* Bob St. Clair, T

\* Billy Wilson, E

1958 (Jan. 12)

Marv Matuszak, LB

\*+ Hugh McElhenny, HB

Leo Nomellini, T

\* Y.A. Tittle, QB

\* Billy Wilson, E

1959 (Jan. 11)

Hugh McElhenny, HB

Jerry Mertens, HB

Leo Nomellini, T

Bob St. Clair, T

\* Billy Wilson, E

1960 (Jan. 17)

Dave Baker, HB

Leo Nomellini, T

\* Bob St. Clair, T

\* J.D. Smith, FB

Billy Wilson, E

Abe Woodson, DHB

1961 (Jan. 15)

\* Bruce Bosley, G

Charlie Krueger, DT

Leo Nomellini, T

\* Bob St. Clair, T

Abe Woodson, DHB

1962 (Jan. 14)

\* Ted Connolly, G

\* Eddie Dove, DHB

Leo Nomellini, T

\* Bob St. Clair, T

\* Abe Woodson, DHB

- 1963 (Jan. 13)**  
Tommy Davis, K  
Matt Hazeltine, LB  
\* J.D. Smith, FB  
\* Abe Woodson, DHB
- 1964 (Jan. 12)**  
Tommy Davis, K  
Abe Woodson, DHB
- 1965 (Jan. 10)**  
Matt Hazeltine, LB  
Charlie Krueger, DT  
Dave Parks, E
- 1966 (Jan. 16)**  
\* Bruce Bosley, C  
\* John Brodie, QB  
John David Crow, HB  
\* Dave Parks, E  
\* Walt Rock, T  
\* Ken Willard, FB
- 1967 (Jan. 22)**  
Bruce Bosley, C  
\* Howard Mudd, G  
\* Dave Parks, E  
Walt Rock, T  
John Thomas, T  
Dave Wilcox, LB  
Ken Willard, FB
- 1968 (Jan. 21)**  
Bruce Bosley, C  
Howard Mudd, G
- 1969 (Jan. 19)**  
\* Kermit Alexander, CB  
\* Clifton McNeil, E  
\* Howard Mudd, G  
Dave Wilcox, LB  
\* Ken Willard, FB
- 1970 (Jan. 18)**  
Elmer Collett, G  
Jimmy Johnson, CB  
Gene Washington, WR  
\* Dave Wilcox, LB  
Ken Willard, FB
- 1971 (Jan. 24)**  
\* John Brodie, QB  
\* Jimmy Johnson, CB  
Len Rohde, T  
\* Gene Washington, WR  
Dave Wilcox, LB
- 1972 (Jan. 23)**  
\* Forrest Blue, C  
\* Cedrick Hardman, DE  
\* Jimmy Johnson, CB  
\* Ted Kwalick, TE  
Bruce Taylor, CB  
\* Gene Washington, WR  
Vic Washington, RB  
\* Dave Wilcox, LB
- 1973 (Jan. 21)**  
\* Forrest Blue, C  
\* Jimmy Johnson, CB  
\* Ted Kwalick, TE  
Woody Peoples, G  
\* Gene Washington, WR  
\* Dave Wilcox, LB
- 1974 (Jan. 20)**  
\* Forrest Blue, C  
\* Ted Kwalick, TE  
Woody Peoples, G  
\* Dave Wilcox, LB  
Tom Wittum, P
- 1975 (Jan. 20)**  
Forrest Blue, C  
Jimmy Johnson, CB  
Tom Wittum, P
- 1976 (Jan. 26)**  
\* Cedrick Hardman, DE
- 1977 (Jan. 17)**  
\* Cleveland Elam, DT  
\* Tommy Hart, DE  
Dave Washington, LB  
Delvin Williams, RB
- 1978 (Jan. 23)**  
\* Cleveland Elam, DT
- 1979 (Jan. 29)**  
None
- 1980 (Jan. 27)**  
None
- 1981 (Feb. 1)**  
None
- 1982 (Jan. 31)**  
Dwight Clark, WR  
\* Randy Cross, G  
Fred Dean, DE  
Dwight Hicks, S  
\* Ronnie Lott, CB  
\* Joe Montana, QB
- 1983 (Feb. 6)**  
\* Dwight Clark, WR  
\* Randy Cross, G  
Dwight Hicks, S  
Ronnie Lott, CB
- 1984 (Jan. 29)**  
Fred Dean, DE  
Dwight Hicks, S  
Ronnie Lott, CB  
\* Joe Montana, QB  
49ers' Coaching Staff
- 1985 (Jan. 27)**  
\* Randy Cross, G  
Keith Fahnhorst, T  
\* Dwight Hicks, S  
Ronnie Lott, CB  
\* Joe Montana, QB  
\* Fred Quillan, C  
Keena Turner, LB  
Wendell Tyler, RB  
Carlton Williamson, S  
Eric Wright, CB
- 1986 (Feb. 2)**  
Michael Carter, NT  
\* Roger Craig, FB  
\*#Joe Montana, QB  
Fred Quillan, C  
\* Carlton, Williamson, S  
\*#Eric Wright, CB
- + MVP  
\* Starter  
\*# Voted as starters but did not play

# 1986 National Football League Schedule

(All times local)

(CBS-TV and NBC-TV Doubleheader Games To Be Determined)

## SUNDAY, SEPTEMBER 7 (First Weekend)

NBC-TV Double Header Week	KICKOFF
1. Atlanta at New Orleans	12:00
2. Cincinnati at Kansas City	3:00
3. Cleveland at Chicago	12:00
4. Detroit at Minnesota	12:00
5. Houston at Green Bay	12:00
6. Indianapolis at New England	4:00
7. Los Angeles Raiders at Denver	2:00
8. Los Angeles Rams at St. Louis	12:00
9. Miami at San Diego	1:00
10. New York Jets at Buffalo	4:00
11. Philadelphia at Washington	1:00
12. Pittsburgh at Seattle	1:00
13. <b>San Francisco at Tampa Bay</b>	1:00

## MONDAY, SEPTEMBER 8

14. New York Giants at Dallas	8:00
-------------------------------	------

## THURSDAY, SEPTEMBER 11 (Second Weekend)

15. New England at New York Jets	8:00
----------------------------------	------

## SUNDAY, SEPTEMBER 14

CBS-TV Doubleheader Week	
16. Buffalo at Cincinnati	1:00
17. Cleveland at Houston	12:00
18. Dallas at Detroit	1:00
19. Green Bay at New Orleans	12:00
20. Indianapolis at Miami	4:00
21. Kansas City at Seattle	1:00
22. Los Angeles Raiders at Washington	1:00
23. Minnesota at Tampa Bay	4:00
24. Philadelphia at Chicago	12:00
25. St. Louis at Atlanta	1:00
26. San Diego at New York Giants	1:00
27. <b>San Francisco at Los Angeles Rams</b>	1:00

## MONDAY, SEPTEMBER 15

28. Denver at Pittsburgh	9:00
--------------------------	------

## THURSDAY, SEPTEMBER 18 (Third Weekend)

29. Cincinnati at Cleveland	8:00
-----------------------------	------

## SUNDAY, SEPTEMBER 21

CBS-TV Doubleheader Week	
30. Atlanta at Dallas	12:00
31. Denver at Philadelphia	1:00
32. Houston at Kansas City	3:00
33. Los Angeles Rams at Indianapolis	12:00
34. Miami at New York Jets	1:00
35. <b>New Orleans at San Francisco</b>	1:00
36. New York Giants at Los Angeles Raiders	1:00
37. Pittsburgh at Minnesota	12:00
38. St. Louis at Buffalo	1:00
39. Seattle at New England	1:00
40. Tampa Bay at Detroit	1:00
41. Washington at San Diego	1:00

## MONDAY, SEPTEMBER 22

42. Chicago at Green Bay	8:00
--------------------------	------

## SUNDAY, SEPTEMBER 28 (Fourth Weekend)

NBC-TV Doubleheader Week	
43. Atlanta at Tampa Bay	4:00
44. Chicago at Cincinnati	1:00
45. Detroit at Cleveland	1:00
46. Green Bay at Minnesota	12:00
47. Kansas City at Buffalo	1:00
48. Los Angeles Rams at Philadelphia	1:00
49. New England at Denver	2:00
50. New Orleans at New York Giants	1:00
51. New York Jets at Indianapolis	3:00
52. Pittsburgh at Houston	12:00
53. San Diego at Los Angeles Raiders	1:00
54. <b>San Francisco at Miami</b>	1:00
55. Seattle at Washington	1:00

## MONDAY, SEPTEMBER 29

56. Dallas at St. Louis	8:00
-------------------------	------

## SUNDAY, OCTOBER 5 (Fifth Weekend)

CBS-TV Doubleheader Week	
57. Buffalo at New York Jets	4:00
58. Cincinnati vs. Green Bay at Milwaukee	12:00
59. Cleveland at Pittsburgh	1:00
60. Dallas at Denver	2:00
61. Houston at Detroit	1:00
62. <b>Indianapolis at San Francisco</b>	1:00
63. Los Angeles Raiders at Kansas City	12:00
64. Miami at New England	1:00
65. Minnesota at Chicago	12:00
66. New York Giants at St. Louis	12:00
67. Pittsburgh at Atlanta	1:00
68. Tampa Bay at Los Angeles Rams	1:00
69. Washington at New Orleans	12:00

## MONDAY, OCTOBER 6

70. San Diego at Seattle	6:00
--------------------------	------

## SUNDAY, OCTOBER 12 (Sixth Weekend)

NBC-TV Doubleheader Week	
71. Buffalo at Miami	1:00
72. Chicago at Houston	12:00
73. Denver at San Diego	1:00
74. Detroit at Green Bay	12:00
75. Kansas City at Cleveland	1:00
76. Los Angeles Rams at Atlanta	1:00
77. <b>Minnesota at San Francisco</b>	1:00
78. New Orleans at Indianapolis	12:00
79. New York Jets at New England	1:00
80. Philadelphia at New York Giants	4:00
81. St. Louis at Tampa Bay	1:00
82. Seattle at Los Angeles Raiders	1:00
83. Washington at Dallas	12:00

## MONDAY, OCTOBER 13

84. Pittsburgh at Cincinnati	9:00
------------------------------	------

**SUNDAY, OCTOBER 19 (Seventh Weekend)****CBS-TV Doubleheader Week**

85. Chicago at Minnesota	12:00
86. Dallas at Philadelphia	1:00
87. Detroit at Los Angeles Rams	1:00
88. Green Bay at Cleveland	1:00
89. Houston at Cincinnati	1:00
90. Indianapolis at Buffalo	1:00
91. Los Angeles Raiders at Miami	1:00
92. New England at Pittsburgh	1:00
93. New York Giants at Seattle	1:00
94. St. Louis at Washington	1:00
95. San Diego at Kansas City	3:00
96. San Francisco at Atlanta	1:00
97. Tampa Bay at New Orleans	12:00

**MONDAY, OCTOBER 20**

98. Denver at New York Jets	9:00
-----------------------------	------

**SUNDAY, OCTOBER 26 (Eighth Weekend)****NBC-TV Doubleheader Week**

99. Atlanta at Los Angeles Rams	1:00
100. Cincinnati at Pittsburgh	1:00
101. Cleveland at Minnesota	12:00
102. Detroit at Chicago	12:00
103. Los Angeles Raiders at Houston	12:00
104. Miami at Indianapolis	1:00
105. New England at Buffalo	1:00
106. New Orleans at New York Jets	1:00
107. St. Louis at Dallas	3:00
108. San Diego at Philadelphia	1:00
109. San Francisco vs. Green Bay at Milwaukee	12:00
110. Seattle at Denver	2:00
111. Tampa Bay at Kansas City	12:00

**MONDAY, OCTOBER 27**

112. Washington at New York Giants	9:00
------------------------------------	------

**SUNDAY, NOVEMBER 2 (Ninth Weekend)****NBC-TV Doubleheader Week**

113. Atlanta at New England	1:00
114. Buffalo at Tampa Bay	1:00
115. Cincinnati at Detroit	1:00
116. Cleveland at Indianapolis	1:00
117. Dallas at New York Giants	1:00
118. Denver at Los Angeles Raiders	1:00
119. Green Bay at Pittsburgh	1:00
120. Mouston at Miami	1:00
121. Kansas City at San Diego	1:00
122. Minnesota at Washington	4:00
123. New York Jets at Seattle	1:00
124. Philadelphia at St. Louis	12:00
125. San Francisco at New Orleans	12:00

**MONDAY, NOVEMBER 3**

126. Los Angeles Rams at Chicago	8:00
----------------------------------	------

**SUNDAY, NOVEMBER 9 (Tenth Weekend)****CBS-TV Doubleheader Week**

127. Chicago at Tampa Bay	1:00
128. Cincinnati at Houston	12:00
129. Los Angeles Raiders at Dallas	3:00
130. Los Angeles Rams at New Orleans	12:00
131. Minnesota at Detroit	1:00
132. New England at Indianapolis	1:00

133. New York Giants at Philadelphia	4:00
134. New York Jets at Atlanta	1:00
135. Pittsburgh at Buffalo	1:00
136. St. Louis at San Francisco	1:00
137. San Diego at Denver	2:00
138. Seattle at Kansas City	12:00
139. Washington at Green Bay	12:00

**MONDAY, NOVEMBER 10**

140. Miami at Cleveland	9:00
-------------------------	------

**SUNDAY, NOVEMBER 16 (Eleventh Weekend)****NBC-TV Doubleheader Week**

141. Chicago at Atlanta	1:00
142. Cleveland at Los Angeles Raiders	1:00
143. Dallas at San Diego	1:00
144. Detroit at Philadelphia	1:00
145. Houston at Pittsburgh	1:00
146. Indianapolis at New York Jets	4:00
147. Kansas City at Denver	2:00
148. New England at Los Angeles Rams	1:00
149. Miami at Buffalo	1:00
150. New York Giants at Minnesota	12:00
151. New Orleans at St. Louis	12:00
152. Seattle at Cincinnati	1:00
153. Tampa Bay vs. Green Bay at Milwaukee	12:00

**MONDAY, NOVEMBER 17**

154. San Francisco at Washington	9:00
----------------------------------	------

**THURSDAY, NOVEMBER 20 (Twelfth Weekend)**

155. Los Angeles Raiders at San Diego	5:00
---------------------------------------	------

**SUNDAY, NOVEMBER 23****CBS-TV Doubleheader Week**

156. Atlanta at San Francisco	1:00
157. Buffalo at New England	1:00
158. Dallas at Washington	1:00
159. Denver at New York Giants	1:00
160. Detroit at Tampa Bay	1:00
161. Green Bay at Chicago	12:00
162. Indianapolis at Houston	12:00
163. Kansas City at St. Louis	3:00
164. Minnesota at Cincinnati	1:00
165. New Orleans at Los Angeles Rams	1:00
166. Philadelphia at Seattle	1:00
167. Pittsburgh at Cleveland	1:00

**MONDAY, NOVEMBER 24**

168. New York Jets at Miami	9:00
-----------------------------	------

**THURSDAY, NOVEMBER 27 (Thirteenth Weekend)****(Thanksgiving Day)**

169. Green Bay at Detroit	12:30
170. Seattle at Dallas	3:00

**SUNDAY, NOVEMBER 30****CBS-TV Doubleheader Week**

171. Atlanta at Miami	1:00
172. Buffalo at Kansas City	12:00
173. Cincinnati at Denver	2:00
174. Houston at Cleveland	1:00
175. Los Angeles Rams at New York Jets	1:00
176. New England at New Orleans	12:00

177. Philadelphia at Los Angeles Raiders	1:00
178. Pittsburgh at Chicago	12:00
179. San Diego at Indianapolis	1:00
180. Tampa Bay at Minnesota	12:00
181. Washington at St. Louis	12:00

**MONDAY, DECEMBER 1**

182. New York Giants at San Francisco	6:00
---------------------------------------	------

**SUNDAY, DECEMBER 7 (Fourteenth Weekend)**

**NBC-TV Doubleheader Week**

183. Cincinnati at New England	1:00
184. Cleveland at Buffalo	1:00
185. Dallas at Los Angeles	6:00
186. Denver at Kansas City	12:00
187. Detroit at Pittsburgh	1:00
188. Houston at San Diego	1:00
189. Indianapolis at Atlanta	1:00
190. Miami at New Orleans	12:00
191. Minnesota at Green Bay	12:00
192. New York Giants at Washington	1:00
193. New York Jets at San Francisco	1:00
194. St. Louis at Philadelphia	1:00
195. Tampa Bay at Chicago	12:00

**MONDAY, DECEMBER 8**

196. Los Angeles Raiders at Seattle	6:00
-------------------------------------	------

**SATURDAY, DECEMBER 13 (Fifteenth Weekend)**

197. Pittsburgh at New York Jets	12:30
198. Washington at Denver	2:00

**SUNDAY, DECEMBER 14**

**NBC-TV Doubleheader Week**

199. Buffalo at Indianapolis	1:00
200. Cleveland at Cincinnati	1:00

201. Green Bay at Tampa Bay	1:00
202. Kansas City at Los Angeles Raiders	1:00
203. Miami at Los Angeles Rams	1:00
204. Minnesota at Houston	3:00
205. New Orleans at Atlanta	1:00
206. Philadelphia at Dallas	12:00
207. St. Louis at New York Giants	1:00
208. San Francisco at New England	1:00
209. Seattle at San Diego	1:00

**MONDAY, DECEMBER 15**

210. Chicago at Detroit	9:00
-------------------------	------

**FRIDAY, DECEMBER 19 (Sixteenth Weekend)**

211. Los Angeles Rams at San Francisco	5:00
--	------

**SATURDAY, DECEMBER 20**

212. Denver at Seattle	1:00
213. Green Bay at New York Giants	12:30

**SUNDAY, DECEMBER 21**

**CBS-TV Doubleheader Week**

214. Atlanta at Detroit	1:00
215. Buffalo at Houston	12:00
216. Chicago at Dallas	3:00
217. Indianapolis at Los Angeles Raiders	1:00
218. Kansas City at Pittsburgh	1:00
219. New Orleans at Minnesota	12:00
220. New York Jets at Cincinnati	1:00
221. San Diego at Cleveland	1:00
222. Tampa Bay at St. Louis	12:00
223. Washington at Philadelphia	1:00

**MONDAY, DECEMBER 22**

224. New England at Miami	9:00
---------------------------	------

**MONDAY NIGHT GAMES AT A GLANCE**

(All times local; televised by ABC and broadcast by NBC Radio Network)

Sept. 8	New York Giants at Dallas	8:00
Sept. 15	Denver at Pittsburgh	9:00
Sept. 22	Chicago at Green Bay	8:00
Sept. 29	Dallas at St. Louis	8:00
Oct. 6	San Diego at Seattle	6:00
Oct. 13	Pittsburgh at Cincinnati	9:00
Oct. 20	Green Bay at New York Jets	9:00
Oct. 27	Washington at New York Giants	9:00
Nov. 3	Los Angeles Rams at Chicago	8:00
Nov. 10	Miami at Cleveland	9:00
Nov. 17	<b>San Francisco at Washington</b>	9:00
Nov. 24	New York Jets at Miami	9:00
Dec. 1	<b>New York Giants at San Francisco</b>	6:00
Dec. 8	Los Angeles Raiders at Seattle	6:00
Dec. 15	Chicago at Detroit	9:00
Dec. 22	New England at Miami	9:00

ALL AMERICA CONFERENCE 1946  
 FIRST GAME S.F. 49'ers vs L.A. DONS  
 SAN DIEGO, CALIF.



## 1946 FORTY NINERS

Frankie Albert	QB	Stanford	Ned Mathews	HB	UCLA
Ed Balatti	E	Oakland H.S.	John Mellus	T	Villanova
Bruno Banducci	G	Stanford	Hank Norberg	E	Stanford
Dick Bassi	G	Santa Clara	Earle Parsons	HB	USC
Alyn Beals	E	Santa Clara	Chuck Pavlich	G	Muskegon H.S. (Mich.)
Bob Bryant	T	Texas Tech	Bill Remington	C	Washington State
Ken Casanega	HB	Santa Clara	Dick Renfro	FB	Washington State
Gene Conlee	C	St. Mary's	Ken Roskie	FB	So. Carolina
Don Durdan	HB	Oregon State	Norm Standlee	FB	Stanford
Art Elston	C	So. Carolina	John Strzykalski	HB	Marquette
Len Eshmont	HB	Fordham	Nick Susoeff	E	Washington State
Bill Fisk	E	USC	Rupe Thornton	G	Santa Clara
Ed Forrest	G	Santa Clara	Bob Titchenal	E	San Jose State
Pete Franceschi	QB	Santa Clara	Joe Vetrano	HB	Southern Mississippi
Jesse Freitas	QB	Santa Clara	John Woudenberg	T	Denver
Garlin Gregory	G	Louisiana Tech	Zigmond Zamlynsky	HB	Villanova
Visco Grgich	G	Santa Clara			
Parker Hall	HB	Mississippi			
John Kuzman	T	Fordham			

Head Coach: Lawrence T. (Buck) Shaw




## 1981 WORLD CHAMPS

No.	Name	Pos.	College	No.	Name	Pos.	College
61	Audick, Dan	T	Hawaii	29	Martin, Saladin	CB	San Diego State
68	Ayers, John	G	West Texas State	53	McColl, Milt.	LB	Stanford
7	Benjamin, Guy	QB	Stanford	3	Miller, Jim	P	Mississippi
76	Board, Dwaine	DE	North Carolina A&T	15	Montana, Joe	QB	Notre Dame
57	Bunz, Dan	LB	Cal State-Long Beach	32	Patton, Ricky	RB	Jackson State
60	Choma, John	G-C	Virginia	65	Pillers, Lawrence	DE	Alcorn A&M
87	Clark, Dwight	WR	Clemson	54	Puki, Craig	LB	Tennessee
49	Cooper, Earl	FB	Rice	56	Quillan, Fred	C	Oregon
51	Cross, Randy	G	UCLA	80	Ramson, Eason	TE	Washington State
38	Davis, Johnny	RB	Alabama	78	Reese, Archie	DT	Clemson
74	Dean, Fred	DE	Louisiana Tech	64	Reynolds, Jack	LB	Tennessee
62	Downing, Walt	C-G	Michigan	30	Ring, Bill	RB	Brigham Young
31	Easley, Walt	FB	West Virginia	74	Shuman, Mike	WR	Florida State
35	Elliott, Lenvil	RB	N.E. Missouri	88	Solomon, Freddie	WR	Tampa
71	Fahnhorst, Keith	T	Minnesota	79	Stuckey, Jim	DE	Clemson
24	Gervais, Rick	S	Stanford	28	Thomas, Lynn	CB	Pittsburgh
59	Harper, Willie	LB	Nebraska	58	Turner, Keena	LB	Purdue
75	Harty, John	DT	Iowa	14	Wersching, Ray	K	California
22	Hicks, Dwight	S	Michigan	27	Williamson, Carlton	S	Pittsburgh
66	Kennedy, Allan	T	Washington State	85	Wilson, Mike	WR	Washington State
20	Lawrence, Amos	RB	North Carolina	21	Wright, Eric	CB	Missouri
52	Leopold, Bobby	LB	Notre Dame	86	Young, Charlie	TE	USC
42	Lott, Ronnie	CB	USC				

Head Coach: Bill Walsh

I.R. — Paul Hofer, Pete Kugler, Ed Judie



## 1984 WORLD CHAMPS

No.	Name	Pos.	College	No.	Name	Pos.	College
68	Ayers, John	G	West Texas State	43	McLemore, Dana	KR-CB	Hawaii
76	Board, Dwaine	DE	North Carolina A&T	32	Monroe, Carl	RB-KR	Utah
57	Bunz, Dan	LB	CalState-Long Beach	16	Montana, Joe	QB	Notre Dame
95	Carter, Michael	NT	Southern Methodist	52	Montgomery, Blanchard	LB	UCLA
6	Cavanaugh, Matt	QB	Pittsburgh	83	Nehemiah, Renaldo	WR	Maryland
87	Clark, Dwight	WR	Clemson	77	Paris, William "Bubba"	T	Michigan
29	Clark, Mario	CB	Oregon	65	Pillers, Lawrence	DT-DE	Alcorn A&M
89	Cooper, Earl	TE	Rice	56	Quillan, Fred	C	Oregon
33	Craig, Roger	FB	Nebraska	64	Reynolds, Jack	LB	Tennessee
51	Cross, Randy	G	UCLA	30	Ring, Bill	RB	Brigham Young
74	Dean, Fred	DE	Louisiana Tech	4	Runager, Max	P	South Carolina
50	Ellison, Riki	LB	USC	90	Shell, Todd	LB	Brigham Young
71	Fahnhorst, Keith	T	Minnesota	67	Shields, Billy	T	Georgia Tech
81	Francis, Russ	TE	Oregon	88	Solomon, Freddie	WR	Tampa
86	Frank, John	TE	Ohio State	72	Stover, Jeff	DT	Oregon
49	Fuller, Jeff	S	Texas A&M	79	Stuckey, Jim	DE	Clemson
24	Harmon, Derrick	RB	Cornell	78	Tuiasosopo, Manu	DT	UCLA
22	Hicks, Dwight	S	Michigan	58	Turner, Keena	LB	Purdue
28	Holmoe, Tom	CB-S	Brigham Young	26	Tyler, Wendell	RB	UCLA
97	Johnson, Gary	DT	Grambling	99	Walter, Mike	LB	Oregon
94	Kelcher, Louie	NT	Southern Methodist	14	Wersching, Ray	PK	California
66	Kennedy, Allan	T	Washington State	27	Williamson, Carlton	S	Pittsburgh
42	Lott, Ronnie	S-CB	USC	85	Wilson, Mike	WR	Washington State
53	McCull, Milt	LB	Stanford	21	Wright, Eric	CB	Missouri
62	McIntyre, Guy	G	Georgia				

Head Coach: Bill Walsh

I.R. — Ron Ferrari, Jim Fahnhorst, Jesse Sapolu, John Harty

# 1986 Travel Plans

(Subject to slight changes)

**LOS ANGELES RAMS** (Monday, August 18, 7:30 PM) — 49ers' charter arrives from Sacramento on day of game. Brief layover at the Doubletree at the City (100 The City Drive, Orange, CA 92668 — 714/634-4500). **PUBLICIST (Walker)** — Arrives Wednesday, August 13.

**DENVER BRONCOS** (Saturday, August 23, 7 PM-Mountain) — 49ers' charter arrives from Sacramento on day of game. Brief layover at the Westin Tabor Center (1672 Lawrence St., Denver, CO 80202 — 303/572-9100). **PUBLICIST (Knox)** — Arrives Tuesday, August 19.

**TAMPA BAY BUCCANEERS** (Sunday, September 7, 1 PM-Eastern) — 49ers' charter arrives Friday, September 5. Headquarters: Bay Harbor Inn (7700 Courtney Campbell Causeway, Tampa, FL 33607 — 813/885-2541). **PUBLICIST (Walker)** — Arrives Tuesday evening, September 2.

**LOS ANGELES RAMS** (Sunday, September 13, 1 PM) — 49ers' charter arrives Saturday, September 13. Headquarters: Doubletree at the City (100 The City Drive, Orange, CA 92668 — 714/634-4500). **PUBLICIST (Knox)** — Arrives Tuesday evening, September 9.

**MIAMI DOLPHINS** (Sunday, September 28, 1 PM-Eastern) — 49ers' charter arrives Friday, September 26. Headquarters: Sheraton River House (3900 NW 21st St., Miami, FL 33142 — 305/871-3800). **PUBLICIST (Walker)** — Arrives Tuesday evening, September 23.

**ATLANTA FALCONS** (Sunday, October 19, 1 PM-Eastern) — 49ers' charter arrives Friday, October 17. Headquarters: Marriott Marquis (265 Peach Tree Center Ave., Atlanta, GA 30363 — 404/521-0000). **PUBLICIST (Knox)** — Arrives Tuesday evening, October 14.

**GREEN BAY PACKERS** (Sunday, October 26, Noon-Central) — 49ers' charter arrives Friday, October 24. Headquarters: Milwaukee Hyatt Regency (333 West Kilbourn, Milwaukee, WI 35203 — 414/276-1234). **PUBLICIST (Knox)** — Arrives Tuesday, October 21.

**NEW ORLEANS SAINTS** (Sunday, November 2, Noon-Central) — 49ers' charter arrives Friday, October 31. Headquarters: Marriott (555 Canal Blvd., New Orleans, LA 70140 — 504/581-1000). **PUBLICIST (Walker)** — Arrives Tuesday evening, October 28.

**WASHINGTON REDSKINS** (Monday, November 17, 9 PM-Eastern) — 49ers' charter arrives Sunday, November 16. Headquarters: Crystal City Marriott (1999 Jefferson Davis Highway, Arlington, VA 22202 — 703/521-5500). **PUBLICIST (Walker)** — Arrives Tuesday evening, November 11.

**NEW ENGLAND PATRIOTS** (Sunday, December 14, 1 PM-Eastern) — 49ers' charter arrives Friday, December 12. Headquarters: Providence Marriott (Charles and Orms, Providence, RI 02904 — 401/272-2400). **PUBLICIST (Knox)** — Arrives Tuesday evening, December 9.

A detailed advertisement for Stuart Anderson's Restaurants. The top portion features a black banner with the restaurant's name in a red, cursive script, with the word 'RESTAURANTS' in white, spaced-out capital letters below it. The main visual is a still life composition: a white plate with a blue floral border holds several pieces of pink salmon topped with sliced almonds and a yellow sauce. To the left, a woven basket is overflowing with red and yellow apples. To the right, a glass cruet contains yellow oil, and a small white bowl holds dark seeds. In the foreground, several round, grilled items with distinct char marks are visible. The background is a light-colored wall with a blue and white checkered cloth.

*Stuart Anderson's*  
RESTAURANTS

1986 San Francisco 49ers

*Nothing terribly complicated. Just great American cooking.*

*1/2 Lb. Pork Chops, Center Cut  
Homemade Hot Apple Pie  
Fresh Rainbow Trout with Rosemary  
Butterflied Pacific Prawns  
20 oz. Porterhouse Steaks  
Chicken Glazed with Honey & Lime  
New York Style Cheese Cake*