




**1988
MEDIA
GUIDE**



**SAN FRANCISCO
49ERS**

SAN FRANCISCO 49ERS' 1988 SCHEDULE

PRESEASON

DATE	OPPONENT/SITE	*KICKOFF TIME — (TV)
July 31	Vs. Miami	10:00 AM—NBC (Sunday)
	* AMERICAN BOWL IN LONDON, ENGLAND	
August 6	L.A. RAIDERS	6:00 PM—CBS (Saturday)
August 13	At Denver	6:00 PM—KPIX (Saturday)
August 20	At San Diego	6:00 PM—KPIX (Saturday)
August 26	SEATTLE	6:00 PM—KPIX (Friday)

REGULAR SEASON

DATE	OPPONENT/SITE	*KICKOFF TIME — TV
September 4	At New Orleans	10:00 AM—CBS
September 11	At New York Giants	10:00 AM—CBS
September 18	Atlanta	1:00 PM—CBS
September 25	At Seattle	1:00 PM—CBS
October 2	Detroit	1:00 PM—CBS
October 9	Denver	1:00 PM—NBC
October 16	At L.A. Rams	1:00 PM—CBS
October 24	At Chicago	6:00 PM—ABC (Monday Nite)
October 30	Minnesota	1:00 PM—CBS
November 6	At Phoenix	1:00 PM—CBS
November 13	L.A. Raiders	1:00 PM—NBC
November 21	Washington	6:00 PM—ABC (Monday Nite)
November 27	At San Diego	1:00 PM—CBS
December 4	At Atlanta	10:00 AM—CBS
December 11	New Orleans	1:00 PM—CBS
December 18	L.A. Rams	5:00 PM—ESPN (Sunday Nite)

* SAN FRANCISCO TIME

49ers' 1988 Training Camp Data

LOCATION:

Sierra College
5000 Rocklin Road
Rocklin, CA 95677
Campus switchboard: 916/624-3333
49ers Switchboard: 916/624-8241

REPORTING DATES:

Rookies — Sunday, July 17
Veterans — Sunday, July 17
Return to Santa Clara, California,
training facility August 22

CUTDOWN DATES:

August 23 — 60 players
August 29 — 45 players



More publications available at:

www.retroseasons.com/library/

TABLE OF CONTENTS

Directory	2-3	History Section	145-182
Travel Plans	4	Team-by-Team Results .	145-149
Facility	5	Year-by-Year Results ...	150-157
Management Section	6-11	Preseason Results	158-160
Owner-President	6-7	Historical Highlights ...	161-165
Head Coach	8-9	All-time Roster	166-170
Vice Presidents	10-11	1947-49 Draft	171
Coaches and Staff Section ..	12-24	All-time Draft	173-182
Coaching Staff	12-17	Records Section	183-224
Equipment and Training ...	17-18	Club Career Leaders ...	184-187
Scouts	19-22	Club Leaders by Years .	188-195
Administrative	23	Individual Single Game	
Office	24	Records	196-199
Players Section	25-129	The Last Time	199
Veterans	26-113	Individual Season Records ..	200
Drafted Rookies	114-120	Team Single Game	
Rookie Free Agents	120	Records	201-204
Veteran Free Agents ...	121-127	Team Season Records .	205-207
Free Agent Rosters	128	Postseason Records ...	208-212
Veteran Roster	129	Miscellaneous Records .	213-214
'87 Results Section	130-143	49ers Big Days	214-215
Regular Season Statistics ...	130	49ers Longest Plays ...	215-217
Playoff Statistics	131	Pro Bowl 49ers	218-219
Defensive Statistics ...	132-133	All-Pro 49ers	220-221
'87 Season at a Glance .	134-143	1988 League Schedule .	222-224

49ERS' PHONE NUMBERS

Office	(408) 562-4949
Candlestick Press Box	(415) 467-3103
Jerry Walker (home)	(415) 325-4099
Rodney Knox (home)	(408) 736-3230
Dave Rahn (home)	(408) 268-1648

NFL TEAM TELEPHONE NUMBERS

Atlanta	404/945-1111	Houston	713/797-9111	N.Y. Giants	201/935-8111
Buffalo	716/648-1800	Indianapolis	317/297-2658	N.Y. Jets	212/421-6600
Chicago	312/295-6600	Kansas City	816/924-9300	Philadelphia	215/463-2500
Cincinnati	513/621-3550	L.A. Raiders	213/322-3451	Pittsburgh	412/323-1200
Cleveland	216/696-5555	L.A. Rams	714/535-7267	Phoenix	602/967-1010
Dallas	214/556-9900	Miami	305/576-1000	San Diego	619/280-2111
Denver	303/296-1982	Minnesota	612/828-6500	Seattle	206/827-9777
Detroit	313/335-4131	New England	617/543-7911	Tampa Bay	813/870-2700
Green Bay	414/494-2351	New Orleans	504/522-1500	Washington	703/471-9100

SAN FRANCISCO 49ERS' 1988 DIRECTORY

OWNERSHIP

Edward J. DeBartolo, Jr.	Owner-President
Franklin Mieuli	Limited Partner
Mrs. Victor P. Morabito	Limited Partner

COACHING STAFF

Bill Walsh	Head Coach
George Seifert	Defensive Coordinator
Jerry Attaway	Physical Development Coordinator
Dennis Green	Receivers
Tommy Hart	Defensive Assistant
Mike Holmgren	Quarterbacks
Sherman Lewis	Running Backs
Bobb McKittrick	Offensive Line
Bill McPherson	Linebackers
Ray Rhodes	Defensive Backs
Lynn Stiles	Special Teams
Fred vonAppen	Defensive Line

ADMINISTRATIVE STAFF

John McVay	Vice President-General Manager
Neal Dahlen	Coordinator of Football Operations
Ken Dargel	Ticket Manager
Murlan "Mo" Fowell	Luxury Box Manager
Melrene Frear	Controller
Norb Hecker	Executive Administrative Assistant
Rodney Knox	Publications Coordinator
R.C. Owens	Executive Assistant
Tony Razzano	Director of College Scouting
Keith Simon	Business Manager
Jerry Walker	Director of Public Relations
Allan Webb	Director of Pro Personnel
Laurie Welling	Marketing/Promotions Coordinator

LEGAL STAFF

Carmen Policy	Vice President-General Counsel
Ed Alvarez	Legal Counsel
John Ottoboni	Legal Counsel

SCOUTING STAFF

Bill Atkins, Jim Gruden, Ernie Plank, Neil Schmidt, Bob Whitman, Bill Wilson

MEDICAL STAFF

Lindsay McLean	Trainer
Fred Tedeschi	Assistant Trainer
Ray Tufts	Training Assistant
Michael Dillingham, M.D.	Physician
James B. Klint, M.D.	Physician
Robert Bonahoom, D.D.S.	Dentist

SUPPORT STAFF

Troy Campagna	Business Office/Computer Operations
Lynn Carrozzi	Assistant Ticket Manager
Richard Genoff	Landscaping Engineer
Roy Gilbert	Video Exchange Coordinator
Bronco Hinek	Equipment Manager
Michael Olmstead	Entertainment Coordinator
Dave Rahn	Public Relations Assistant
Ted Walsh	Assistant Equipment Manager
Shelley Wollman	Public Relations Assistant
Robert Yanagi	Video Operations Coordinator
Michael Zagaris	Photographer

OFFICE STAFF

Angela Banister	Pro Scouting
Donna Barnes	Ticket Office
Suzette Cox	College Scouting
Sandy Fontana	Insurance
Cheryl Forbis	Luxury Suites
Kari Gualco	Marketing/Promotions
Pat Hatch	Accounts Payable/Gameday Payroll
Hilary Heuermann	General Manager/Football Operations
Nicole Langerak	Head Coach
Nancy Lew	Business Office
Rick Morabito	Ticket Office
Winnie Newberg	Business Office
Carri Parham	Receptionist/Highlight Films
Angi Repetto	Assistant Coaches
Linda Saunders	Receptionist/Fan Mail
Tina Slagle	Business Office

49ERS' INFORMATION AT A GLANCE

OFFICE ADDRESS — 4949 Centennial Blvd. • Santa Clara, California 95054

49ers Offices and

Training Facility Telephone **408/562-4949**

STADIUM — Candlestick Park (Capacity: 64,252)

COLORS — 49ers Gold and Scarlet

TICKET INFORMATION

Reserved Seats — \$25 and \$19.

49ERS' TICKETS

49ers' Ticket Office (415/468-2249), Candlestick Park, San Francisco, California 94124 (Checks, Cashier Checks, Money Orders accepted only).

49ers' Media Guide edited by Shelley Wollman, Dave Rahn
Rodney Knox, and Jerry Walker
Cover Photo: Michael Zagaris

1988 Travel Plans

(Subject to slight changes)

AMERICAN BOWL VS. MIAMI DOLPHINS (Sunday, July 31, 6 PM-London) - 49ers' charter departs SFO Sunday, July 24, and arrives in London Monday, July 25. Headquarters: Hotel May Fair Intercontinental (Stratton St., London, W1A 2AN, England - [44](01)629-7777 ...Telex 262526). **PUBLICIST (Walker)** arrives Tuesday, July 19.

DENVER BRONCOS (Saturday, August 13, 7 PM-Mountain) - 49ers' charter arrives from Sacramento on day of game. Brief layover at the Denver Clarion Hotel (7302 Quebec St., Denver, CO 80207 - 303/321-3333). **PUBLICIST (Knox)** arrives Monday evening, August 8.

SAN DIEGO CHARGERS (Saturday, August 20, 6 PM) - 49ers' charter arrives from Sacramento on day of game. Brief layover at the San Diego Marriott (333 W. Harbor Dr., San Diego, CA 92101-2279 - 619/234-1500). **PUBLICIST (Knox)** arrives Monday evening, August 15.

NEW ORLEANS SAINTS (Sunday, September 4, Noon-Central) - 49ers charter arrives Friday, September 2. Headquarters: Hotel Intercontinental (444 St. Charles Ave., New Orleans, LA 70130 - 504/525-5566). **PUBLICIST (Walker)** arrives Tuesday evening, August 30.

NEW YORK GIANTS (Sunday, September 11, 1 PM-Eastern) - 49ers' charter arrives Friday, September 9. Headquarters: Sheraton Meadowlands (2 Meadowlands Plaza, East Rutherford, NJ 07073 - 201/896-0500). **PUBLICIST (Knox)** arrives Tuesday evening, September 6.

SEATTLE SEAHAWKS (Sunday, September 25, 1 PM) - 49ers' charter arrives Saturday, September 24. Headquarters: Red Lion Inn Sea/Tac (18740 Pacific Hwy. So., Seattle, WA 98188 - 206/246-8600). **PUBLICIST (Walker)** arrives Tuesday evening, September 20.

LOS ANGELES RAMS (Sunday, October 16, 1 PM) - 49ers' charter arrives Saturday, October 15. Headquarters: Doubletree at the City (100 The City Dr., Orange, CA 92668 - 714/634-4500). **PUBLICIST (Walker)** arrives Tuesday evening, October 11.

CHICAGO BEARS (Monday, October 24, 8 PM-Central) - 49ers' charter arrives Sunday, October 23. Headquarters: Chicago Marriott (540 N. Michigan Ave., Chicago, IL 60611 - 312/836-0100). **PUBLICIST (Knox)** arrives Wednesday, October 19.

PHOENIX CARDINALS (Sunday, November 6, 1 PM) - 49ers' charter arrives Saturday, November 5. Headquarters: Marriott's Mountain Shadows (5641 E. Lincoln Dr., Scottsdale, AZ 85253 - 602/948-7111). **PUBLICIST (Walker)** arrives Tuesday evening, November 1.

SAN DIEGO CHARGERS (Sunday, November 27, 1 PM) - 49ers' charter arrives Saturday, November 26. Headquarters: San Diego Marriott (333 W. Harbor Dr., San Diego, CA 92101-2279 - 619/234-1500). **PUBLICIST (Knox)** arrives Tuesday evening, November 22.

ATLANTA FALCONS (Sunday, December 4, 1 PM-Eastern) 49ers' charter arrives Friday, December 2. Headquarters: Atlanta Hilton and Towers (255 Courtland St., N.E., Atlanta, GA 30303 - 404/659-2000). **PUBLICIST (Walker)** arrives Tuesday evening, November 29.

Marie P. DeBartolo Sports Centre

In loving memory of his mother, Marie P. DeBartolo, San Francisco 49ers' Owner-President Edward J. DeBartolo, Jr., will dedicate the team's new training facility and office complex in August, 1988.

Situated on an 11-acre site in Santa Clara, CA (approximately 40 miles south of Candlestick Park), the complex will provide players, coaches, and staff members with all the necessary components for daily practices, weekly game preparations, and general overall operations in one functional, state of the art, setting.

From its master blueprint to the smallest of details, the new facility exemplifies DeBartolo's strive for perfection, and his drive for superiority. It also reflects his dedication to the organization and his first class standard for operating procedures.

Two natural grass practice fields, with underground drainage and watering systems, allow for workouts in all Northern California weather conditions. Additionally, a full-size Omniturf (artificial turf) field features an innovative fiber-and-sand surface design which minimizes player injury.

A two-story, 52,000 square-foot building (more than three times the space the 49ers' had in their Redwood City facility) houses all offices and facilities (except the ticket and luxury suite operations, which will remain at Candlestick Park). Located upstairs at the new facility are offices for: coaches, administration, video operations, business operations, public relations, pro scouting, college scouting, and marketing/promotions.

The ground floor contains a spacious dressing room area with 60 permanent lockers, and allocations for extra (portable) lockers to be used during mini-camps when squad sizes are larger.

Off the locker room is a "players only" lounge for relaxing between meetings or practices. And, in an adjacent building are two racquetball courts for players, coaches, and staff recreation. The coaches and front office staff will also have separate locker rooms.

A well-equipped weight room and training area downstairs will accommodate both preventative and rehabilitative conditioning. A 30-foot by 40-foot hydro-therapy indoor swimming pool will also be available.

Also located downstairs are numerous meeting rooms - each featuring a video cassette projector (allowing players and coaches the opportunity to analyze previous games and that day's practice sessions, or to preview an upcoming opponent).

Media facilities include a sizable workroom, along side a large (120-seat) auditorium and conference room (wired for live television broadcasts from the site), making the new set-up ideally suited for weekly press conference coverage, and daily reporting duties. Located just outside the media workroom is a picnic area which can be used on warm, sunny days for press luncheons.

Edward J. DeBartolo, Jr. — OWNER-PRESIDENT



Entering his 12th season as owner of the San Francisco 49ers, Edward J. DeBartolo, Jr., has added the responsibilities of club president in 1988.

One of the youngest owners in the NFL, Eddie (as he is known to friends and 49ers' family) is also among the most respected and successful owners in recent League history.

DeBartolo purchased a struggling franchise in 1977, and has molded it into a perennial playoff contender. Since 1981, the Niners have won 81 games (counting postseason) . . . an average of 11 per year, and have reached the playoffs six times. With 96 wins to his credit already, he is looking for 49ers' career victory No. 100 in 1988.

Additionally, San Francisco is the only NFL team to qualify for the playoffs each of the past five seasons . . . and is one of only two teams (along with Washington) to win 10-or-more games in each of the last five NFL regular seasons: 1983 (10-6), 1984 (15-1), 1985 (10-6), 1986 (10-5-1), and 1987 (13-2).

As president and chief executive officer of the 49ers, DeBartolo's professional responsibilities only begin with the San Francisco football franchise, since he is also president and chief administrative officer of The Edward J. DeBartolo Corporation.

Although each title represents a facet of his career as separate as the two offices are distant (California and Ohio), DeBartolo's style and savvy have earned him continued success in both arenas.

As Forty Niners' owner and president, Eddie's primary function is to provide administrative leadership, financial guidance, and emotional support to his players, coaches, and staff. When he purchased 90 percent interest in the franchise from the Morabito family in 1977, he promised "unbending patience."

And he proved true to his word as his patience held through the transition seasons of 1977-80. Keeping the faith has paid off to the tune of world championships in 1981 and '84; NFC West crowns in 1981, '83, '84, '86, and '87.

As president and chief administrative officer of the DeBartolo Corporation, Mr. DeBartolo, Jr., oversees the operation and growth of one of the country's

top real estate development and management firms. Founded in 1948 by his father, Edward J. DeBartolo (chairman and chief executive officer of the firm), the DeBartolo Corporation is one of America's greatest business success stories.

During the past four decades, the DeBartolo Corporation has developed over 70 million square feet of prime retail space across the country. The firm operates over 64 million square feet - making it the nation's largest developer and manager of shopping malls. Office towers, mixed-use projects, hotels, and professional sports enterprises are also among DeBartolo Corporation holdings nationwide.

Following graduation from Notre Dame in 1968, DeBartolo began an executive training program which gave him valuable experience in each of the Corporation's departments. He was appointed vice president in 1971 and became executive vice president five years later. In '79, he assumed his current position and responsibility for the Corporation's 14,000 professionals nationwide.

DeBartolo has also actively supported charitable institutions. He has given generously of his time and influence to help St. Jude's Children's Research Hospital, the Heart Fund, Cancer Crusade, the United Way, the ALS Research Foundation, and numerous other worthwhile organizations.

He received the 1982 Salvation Army Citation of Merit in recognition of his humanitarian efforts. The organization's highest honor, the award had previously been presented to such notables as Dwight D. Eisenhower, William Randolph Hearst, and Cecil B. DeMille. At 35, DeBartolo was the youngest Salvation Army honoree in history.

In 1985, DeBartolo was hailed by the Boys' Town of Italy as its Man-of-the-Year for his support of that organization (which aids homeless and needy children). He was also the 1985 recipient of the prestigious Warner Award, the highest national individual honor given by the Pop Warner (youth) Football Association.

DeBartolo was national chairman for the 19th Annual Victor Awards in 1985 (sponsored by the Sportsmen's Club For The City of Hope) and served as national chairman for The City of Hope's 1986 "Spirit of Life Award" banquet.

In June, the San Francisco Convention & Visitors Bureau bestowed upon DeBartolo the 1988 Silver Cable Car Award for his "extraordinary contributions to San Francisco and its visitor industry."

Born and raised in Youngstown, OH, Eddie has actively supported that city's organizations, as well. For example, he has served as director of the Youngstown Youth Center, and as a member of the Youngstown State University Board of Trustees.

Eddie is married to his childhood sweetheart, the former Cynthia Papalia, who prefers the nickname Candy. They have three daughters: Lisa Marie, Tiffanie Lynne, and Nicole Anne.

Bill Walsh: HEAD COACH



Bill Walsh enters his tenth year at the helm of the San Francisco 49ers. His tenure is the longest of any coach in team history, exceeding the nine-year incumbency of Lawrence T. "Buck" Shaw.

Under Walsh's leadership, the organization has experienced heights of victory never reached prior to his arrival in 1979. He has led his team to two world championships and five NFC Western Division titles. His charges have compiled the best NFL regular season won-loss record in three of the last seven

seasons, including last year's League-best 13-2 mark.

Many NFL observers felt that Walsh displayed his optimal coaching skill during the '87 season. The team opened with a defeat in Pittsburgh, and was on the verge of a second consecutive loss at Cincinnati, when a miraculous turn of events snatched victory from defeat against the Bengals. From that point, Walsh rallied his team to 12 victories over the next 13 weeks, including decisive wins against powerhouses Cleveland and Chicago.

In 1987, Walsh continued to display an uncanny ability to infuse new talent into his veteran cast of characters, while sustaining the high standard for success that has become his trademark. During Weeks 8-9 of the '87 season, Walsh made seven changes on offense (five in the offense line). Injuries forced additional changes in the defensive line and linebacking corps. Still the squad marched to its fifth consecutive postseason appearance, the longest current streak among NFL teams.

Walsh has built a strong winning tradition, surrounding himself with a skilled and well trained coaching staff which can recount his highly diversified systems. Further, he has displayed a keen ability to evaluate talent and get players that fit into his scheme, using every avenue available for player acquisition (draft, trade, free agency).

In nine seasons, he has completely remolded a struggling 1979 team into one of the premier franchises in the League. On his resume are wins in Super Bowl XVI (26-21 over Cincinnati) and Super Bowl XIX (38-16 over Miami), and he is a two-time NFL Coach-of-the-Year (1981 and 1984).

Since becoming the Oakland Raiders' backfield coach in 1966 under Al Davis, Walsh has gained a reputation for his creativity. In addition to developing the highly acclaimed Joe Montana, Walsh is generally given credit for the development of Cincinnati's Ken Anderson and San Diego's Dan Fouts. Anderson won two NFL passing titles under Walsh's tutelage in the late '60s and early '70s. In one season as offensive coordinator in San

Diego (1976), Fouts says Walsh turned his career around. Walsh also developed two NCAA passing champions (Guy Benjamin and Steve Dils) at Stanford (1977-78), and his list of either Pro Bowl or All-America pass receivers includes Bob Trumpy, Eric Crabtree, Chip Myers, Isaac Curtis, Charlie Joiner, James Lofton, Ken Margerum, Jerry Rice, Dwight Clark, and Roger Craig (as a running back).

Walsh's first coaching experience came as a graduate assistant at San Jose State. As an undergraduate in the early '50s, he had played both ways at end for Coach Bob Bronzan. He entered high school coaching in the San Francisco East Bay area at Fremont's Washington Union High School in 1957. By his second season there, his team was 9-1 and conference champion. Prior to that, Washington Union had been 1-26.

Walsh began a long apprenticeship as an assistant coach in 1960, when he became defensive coordinator for Marv Levy at California. In 1963, he moved to Stanford as John Ralston's administrative assistant (recruiting coordinator) and defensive backfield coach. In 1966, Bill joined the Raiders. Then just over a year later, he became Paul Brown's quarterbacks and receivers coach.

Following eight seasons with the Bengals, Walsh joined Tommy Prothro for a year as offensive coordinator of the Chargers, then moved to Stanford in '77 as head coach. His two Stanford teams were 17-7 overall and captured bowl wins both seasons — the Bluebonnet and Sun Bowls.

Edward J. DeBartolo, Jr. hired Walsh as the 11th head coach in San Francisco Forty Niners' history, Jan. 9, 1979. Walsh took over a team that had gone 31-55 in the previous 86 games, an expansion-like team of talent that had finished 2-14 in 1978 and near the bottom of the League in nearly every offensive statistical category.

Bill was born Nov. 30, 1931, in Los Angeles. Following his sophomore year in high school, his parents moved to Oregon for one year, then moved to Hayward, CA., in the San Francisco East Bay area, where Bill finished high school.

Following graduation from Hayward High and two years at San Mateo Junior College, he enrolled at San Jose State, where he majored in education. He obtained his master's degree in 1959 and put in a two-year hitch in the U.S. Army.

A tennis enthusiast, Bill and his wife, Geri (an interior designer of note), have a daughter, Elizabeth, and two grown sons — Steve and Craig.

BILL WALSH AND THE 49ERS

Year	Won	Lost	Tied	Pct.	Year	Won	Lost	Tied	Pct.
1979	2	14	0	.125	1984	18	1	0	.947
1980	6	10	0	.375	1985	10	7	0	.588
1981	16	3	0	.842	1986	10	6	1	.618
1982	3	6	0	.333	1987	13	3	0	.866
1983	11	7	0	.611	1988	—	—	—	—

Overall at San Francisco — 89-57-1 (.608 — includes a 7-4 playoff mark and wins in Super Bowl XVI and Super Bowl XIX.

John E. McVay:

VICE PRESIDENT-GENERAL MANAGER



John McVay, who handles the bulk of the team's contract negotiations among his many other administrative responsibilities, is in his tenth year with the club, and his fifth as vice president-general manager.

McVay has been San Francisco's chief administrator since the conclusion of the 1981 season when he was appointed administrative vice president. McVay began his career with the 49ers in January of 1979 as the team's director of player personnel. He was promoted to director of football operations in 1980 and served in the administrative vice president's capacity until being named vice president and general manager in 1983.

All seven department heads (marketing, scouting, public relations, business, tickets, training, and equipment) report directly to McVay. John coordinates the movement of each department on the counsel of Walsh and team owner Edward J. DeBartolo, Jr. The three embody the major decision-making element of the organization.

A native of Bellaire, OH, and a product of the famous high school football town of Massillon, OH, McVay came to the 49ers after having served the New York Giants as head coach for two and one-half seasons (1976-78).

He had been hired by Giants' Owner Wellington Mara in 1975 as an assistant coach in charge of research and development, but was elevated to head coach in the middle of the '76 season when Bill Arnsparger was released. His won-lost record with the Giants was 14-23.

Prior to joining the Giants, McVay was the head coach and general manager of the Memphis Southmen of the World Football League, where his teams were 24-7 in the year and one-half that league existed. McVay had left the University of Dayton, where he was head football coach for nine years (1965-73), and athletic director in '72 and '73, to join the Southmen.

McVay excelled as a player before entering coaching and administrative work. He was an All-Ohio center as a Massillon schoolboy, and an All-Midwest selection and two-time team MVP as a center at Miami University in Oxford, OH, where he played for both Woody Hayes and Ara Parseghian. Because of John's lack of size, Hayes awarded McVay Miami's last available football scholarship his freshman year, and John went on to become a four-year regular for the Redskins. He captained the team as a senior, and today is a member of that school's athletic Hall of Fame.

McVay went from Miami to become one of its 60-plus "Cradle of Coaches" alumni who have been successful collegiate and professional football coaches and administrators throughout the U.S. and Canada.

His coaching career began with a three-year stint at Lancaster (OH) High School, and he moved to Franklin (OH) High for one year, before a five-year stay (41-7) at Canton (OH) Central Catholic High School. From the prep ranks

he joined Duffy Daugherty's staff at Michigan State as an assistant in 1962 and stayed three years. From MSU, McVay took over the Dayton post, and led the Flyers to their first winning grid season in ten years when they finished 8-2 in 1966.

Jim McVay, one of John's three sons (John Jr., and Tim are the other two), is currently the Executive Director for college football's Hall of Fame Bowl in Tampa, FL.

John and his wife, Lee, also have a son (Rick Robinson) and four grandsons, and live in Belmont, CA.



Carmen A. Policy: VICE PRESIDENT-GENERAL COUNSEL

Carmen A. Policy begins his sixth year as vice president and general counsel for the San Francisco Forty Niners. He works closely with Owner-President Edward J. DeBartolo, Jr., Coach Bill Walsh, and Vice President-General Manager John McVay, relative to legal and business considerations that are involved in the day-to-day operation of the Club.

Policy also coordinates and handles many of the team's duties and dealings with the National Football League.

Carmen is a graduate of Georgetown University Law Center and is a member of the law firm of Flask & Policy, which is located in Youngstown, OH.

He has been a personal friend and attorney to Edward J. DeBartolo, Jr. for more than 20 years.

The Forty Niners have become his "first love" in terms of his professional life, and he is obviously quite proud to refer to himself as a member of the DeBartolo-Forty Niner family.



1988 COACHES AND STAFF

George Seifert — DEFENSIVE COORDINATOR



George Seifert guided his defenders to the top of the rankings among NFL units in 1987. This feat marked the first time in Niners' history that the team has led the League in fewest total yards allowed.

George begins his ninth season of coaching in the NFL (the first three as San Francisco's secondary coach) following 15 years in the collegiate ranks.

After graduating from Utah (1963), Seifert served a six-month tour of duty with the U.S. Army. He returned to Utah as a graduate assistant coach in 1964. Then, in 1965, George was named head coach at Westminster College in

Salt Lake City, UT.

He moved on to assistant positions at Iowa (1966) and Oregon (1967-71), before joining Stanford University's staff (1972-74) as secondary coach (transforming the defensive backfield into the Pac-8 Conference's best statistically in both '72 and '73).

Seifert left Stanford in 1975 to become head coach at Cornell University (1975-76), but returned to Stanford to join Bill Walsh's staff in 1977. The Cardinal pass defense was second in the Pac-10 in both '78 and '79.

In 1980, George joined Walsh again, this time with the 49ers as secondary coach.

A native of San Francisco, and a graduate of Poly High School there, Seifert was born Jan. 22, 1940. He and his wife, Linda, have two children (Eve and Jason) and live in Sunnyvale, CA.

Jerry Attaway — PHYSICAL DEVELOPMENT



Jerry Attaway's role includes handling dietary and nutritional needs of each player, while supervising weight and exercise training.

Jerry begins his sixth season as 49ers' coordinator for physical development, following five years in a similar capacity at the University of Southern California.

Attaway is a product of UC-Davis and Cal State-Sacramento. An injury cut short his football career at UC-Davis, and he finished his undergraduate work in physical education at Sacramento State in 1972.

Following graduation, he served as an assistant coach at the College of Idaho for three years and then spent the next two seasons as an assistant at Utah State, prior to his USC stint.

During his first three years at Southern Cal, Jerry was the assistant offensive line coach as well as coordinator for physical development. He concentrated on those latter duties his last two years with the Trojans.

Jerry was born Jan. 3, 1946, in Susanville, CA. He is single and lives in Sunnyvale, CA.

Dennis Green — RECEIVERS

In 1987, Dennis Green's charges totaled more receiving yards (3,955) than any other NFC team. Under his tutelage, Jerry Rice has emerged as the most feared receiver in the NFL.

Dennis returned to the Niners, and Bill Walsh, in '86 following five seasons as head coach at Northwestern University.

Green served as running backs coach for Walsh's initial 49ers' coaching staff (1979), handling receivers and special teams. Green returned to Stanford as offensive coordinator under Paul Wiggin in 1980, prior to accepting the head job at Northwestern in 1981.

In his second season at the Northwestern helm, Green was named Big Ten Coach-of-the-Year in 1982.

A two-year starting tailback at Iowa, Green played briefly with the British Columbia Lions of the Canadian Football League (following graduation). He returned to Iowa as a graduate assistant in 1972, and was named offensive backs/receivers coach at Dayton in '73. He served three seasons (1974-76) as quarterbacks/receivers coach again at Iowa before joining Walsh at Stanford.

Green was born in Harrisburg, PA, Feb. 17, 1949, and earned a bachelor of science degree in education at Iowa in '71. Dennis is married (Margie) and has two teenage children (Patty and Jeremy). The Greens make their home in Santa Cruz, CA.



Mike Holmgren — QUARTERBACKS

Last season, Mike Holmgren's guidance aided Joe Montana to his first League passing title. Additionally, Holmgren adeptly prepared Steve Young, once the back-up was forced into the lineup.

A native of San Francisco, Holmgren returned home in '86 to accept his first coaching job in the professional ranks. Mike, who was named 1965 Prep Player-of-the-Year as Lincoln High's quarterback, served as quarterbacks coach at Brigham Young for four seasons (1982-85) prior to joining the 49ers.

After graduation from Lincoln, Holmgren played at the University of Southern California (1966-69), and was drafted by the St. Louis Cardinals in the eighth round of 1970. He was in camp with the Cardinals and New York Jets in '70, prior to returning to his high school alma mater to coach the 1971 season.

Holmgren moved on to Sacred Heart High for the 1972-74 seasons, and led Oak Grove High from 1975-80. He served as the quarterbacks coach and offensive coordinator at San Francisco State in 1981, preceding his appointment at BYU in '82.

At BYU, Mike tutored Robbie Bosco and Steve Young, while the Cougars retained their national respect as one of the most potent passing offenses in the collegiate ranks. The '84 BYU squad won the school's first national championship in football.



A business finance major at USC, Holmgren earned his bachelor of science degree in 1970. He was born June 15, 1948. Mike and his wife, Kathy, have four daughters (twins: Jenny and Calla; Emily, and Gretchen). They live in San Jose, CA.

Sherman Lewis — RUNNING BACKS



The charismatic Sherman Lewis directs the team's running back group that rushed for a League-leading 2,237 yards in '87.

Sherman enters his sixth year in the NFL, all with the 49ers.

An assistant with Michigan State University for 14 seasons (1969-82), Sherman was the assistant head coach and defensive coordinator for the Spartans his final three years there. He was a member of the staffs of Duffy Dougherty, Denny Stolz, Darryl Rogers, and Frank "Muddy" Waters at MSU.

The second runner-up for the 1963 Heisman Trophy (behind Roger Staubach of Navy and Billy Lothridge of Georgia Tech), Lewis was a two-way All-America halfback in football, and earned *Football News* College Player-of-the-Year honors in 1963. He was also a standout track and field performer for the Spartans.

Born in Louisville, KY, on June 29, 1942, Sherm and his wife, Toni, have two sons (Kip, a varsity grinder at the University of Arizona, and Eric) and live in Sunnyvale, CA. He earned his master's degree from Michigan State in educational administration in 1974.

Bobb McKittrick — OFFENSIVE LINE



Bobb McKittrick's veteran unit experienced transition in '87, as three new starters emerged, and a fourth switched positions.

Bobb enters his 18th season in the NFL and his tenth with San Francisco as offensive line coach.

McKittrick has been coaching professional football since 1971 when he was an assistant with the Los Angeles Rams under Tommy Prothro (1971-72). He took a sabbatical from football in 1973 to do graduate work at his alma mater (Oregon State), before rejoining Prothro in the NFL at San Diego (1974-78). He also coached the Chargers

offensive line under Don Coryell at the conclusion of the '78 season.

Bobb began his coaching career in 1961 as an assistant at Oregon State, after three years in the U.S. Marine Corps as an officer. He coached at Oregon State (1961-64) and UCLA (1965-70) on the collegiate level.

McKittrick was born in Baker, OR, Dec. 29, 1935. He and his wife, Teckla, have two grown sons (Ladd and Mike) and live in San Mateo, CA.

Bill McPherson — DEFENSIVE LINE

An excellent teacher of the game, Bill McPherson will again coach the team's linebackers.

Entering his 11th year of professional football coaching, Bill is in his tenth season with the 49ers.

A defensive tackle at Santa Clara in the early '50s, McPherson began coaching in 1956 at his high school alma mater, San Jose's Bellarmine Prep (1956-62), following Army service in Korea. He later was the defensive coordinator at the University of Santa Clara (1963-74) for 12 years before moving to UCLA (1975-77). McPherson coached the defensive line with both schools. McPherson was inducted into Santa Clara University's Athletic Hall of Fame as a player and coach in May, 1984.

At UCLA, Bill worked with Dick Vermeil, whom he later joined as an assistant with the Philadelphia Eagles. McPherson was linebackers coach for Vermeil in Philadelphia (1978) for one year, before returning to his native state of California and joining the 49ers.

Bill and his wife, Elsie, have five children (Michael, Claire, Joanne, Marianne, and Patrick — a sophomore linebacker at UCLA) and live in San Jose, CA. He was born there Oct. 24, 1931.



Ray Rhodes — DEFENSIVE BACKS

Ray Rhodes has been instrumental in the rapid development of the youthful members of the Niners' secondary.

Ray, who served under George Seifert as the 49ers' assistant secondary coach in 1981 and 1982, is in his sixth season as San Francisco's defensive backfield coach. He entered the coaching profession in 1981, just in time for the 49ers' first world championship, after seven seasons in the league as a fine, all-around player.

Rhodes, who played defensive back for San Francisco in 1980, came to the 49ers after six seasons with the New York Giants, where he played both offense and defense. Drafted by the Giants in the tenth round of '74, Ray played wide receiver until 1977 when he was switched to defensive back. He led all NFC receivers in average yards gained (20.7) per catch in 1975.

A collegiate running back at TCU for two years before ending his career at Tulsa as a wide receiver, kick returner, and running back, Ray also earned letters in track & field at Tulsa.

Rhodes, a native of Mexia, TX, was born Oct. 20, 1950. He and his wife, Carmen, have four daughters (Detra, Candra, Tynesha, and Raven) and live in Fremont, CA.



Lynn Stiles — SPECIAL TEAMS



The 49ers special teams units displayed improvement in '87, the first year under the leadership of Lynn Stiles.

Stiles, a former head coach at San Jose State, came to the 49ers from the Philadelphia Eagles, via a brief stop as defensive coordinator at Cal.

An All-WAC guard and '63 graduate of Utah, Stiles began his coaching career as a graduate assistant with the Utes. In 1966, he left Utah to coach the defensive line for Iowa (1966-70). Stiles moved to UCLA in 1971, and left UCLA for San Jose State in 1976, and coached the Spartans to two PCAA championships during those three years (1976-78), before rejoining Dick Vermeil — who was now in Philadelphia.

With the Eagles, Stiles served as special teams coach, tight end coach, and administrative assistant to Vermeil from 1979 to '82. From 1982 to '86, Lynn was director (and eventually, executive director) of player personnel for Philadelphia. From there, he joined the Cal staff, before being hired by the 49ers.

Born April 12, 1941, in Kermit, TX, Stiles is a 1959 graduate of Reno (NV) High. He and his wife, Marigene, have four children (Staci, Shon, Tiffany, and Blake).

Fred vonAppen — DEFENSIVE LINE



The colorful and communicative Fred vonAppen enters his second season steering San Francisco's defensive linemen, following four years as the team's special teams coach.

A former Stanford assistant coach under Bill Walsh, Fred joined the 49ers during the 1983 offseason.

vonAppen worked for Walsh during Stanford's bowl years of 1977 and '78, then left when Walsh came to the 49ers in 1979. At that time, Fred joined the Green Bay Packers as defensive line coach.

He coached at Linfield College in McMinnville, OR, where he was an all-league selection as a player and where he received both his bachelor's (1964) and master's (1965) degrees.

He also has worked at Arkansas ('69 and '81), UCLA ('70), Virginia Tech ('71), Oregon (1972-76), Stanford (1977-78 and '82), and Green Bay (1979 and '80).

Now in his 25th year of coaching, vonAppen is a native of Eugene, OR (Mar. 22, 1942).

He and his wife, Sally, have three children (Mark, Molly, and Joe). They live in Cupertino, CA.

Tommy Hart — DEFENSIVE ASSISTANT

Tommy Hart, a former all-pro defensive end for the 49ers, was named assistant defensive line coach during the 1983 offseason.

Hart, who retired from the NFL in 1980 following 13 seasons, assists defensive line coach Fred vonAppen.

He has operated Tommy Hart's Sport Store in Redwood City since his playing days. He concluded his career in New Orleans in 1980, following two seasons in Chicago (1978 and '79).

Hart was born Nov. 11, 1944. He is married (Cherrie Ann) and they have four daughters (Sebrina, Ywakita, Tanya, and Crystal). They live in Redwood City, CA.



Bronco Hinek — EQUIPMENT MANAGER



Frank Bronco Hinek (Hen-ick) enters his sixth year as the team's equipment manager, following one season (1983) as assistant equipment manager to Chico Norton. He joined the 49ers' staff during the 1983 offseason, following 14 years with the San Diego Chargers.

Born in Milwaukee, WI, where his father (Frank) worked as an equipment manager for Marquette University (and later the Oakland Raiders — 1960-62), Bronco was the chief clubhouse attendant with the Chargers for four seasons (1969-72), and assistant equipment manager with that club from '72 through 1982.

He got his start in the field helping his father at Marquette and Oakland (and serving as a camp assistant with the Los Angeles Rams — 1968-69).

The widowed Hinek married Trish Bernie of Moraga, CA (3-19-59 — 12-9-85) in July, '83. He lives in Redwood City, CA.

Ted Walsh — EQUIPMENT ASSISTANT

Ted Walsh enters his tenth season with the team, his second as a fulltime equipment staff member in 1988.

Ted, who is not related to 49ers' coach Bill Walsh, has assisted the equipment staff since 1979.

A native of Concord, CA, Walsh took on his fulltime duties in April of 1986.



Lindsay McLean — TRAINER



Lindsay McLean has been an athletic trainer for 28 years, including 11 as head trainer at the University of Michigan (1968-78). He joined the 49ers as co-trainer in 1979 and was named the team's head trainer in 1982.

Before he joined Michigan's staff, McLean served as head trainer at UC-Santa Barbara (1963-64) and San Jose State (1965-67). He was named College Trainer-of-the-Year in 1976.

A native of Nashville and a 1960 graduate of Vanderbilt, McLean received his certification in physical therapy from Herman Hospital in Houston, TX, in 1961.

He entered the training profession in '61 as an assistant at Michigan (1961-62) prior to joining the UC-Santa Barbara staff.

McLean, who served as chairman of the National Athletic Trainers Association Certification Committee for 10 years and was the U.S. Olympic Team trainer for the 1976 Winter Games, was born June 28, 1938. McLean recently was inducted into the NATA's Hall of Fame. He is single and lives in Redwood City, CA.

Fred Tedeschi — ASSISTANT TRAINER

Fred Tedeschi begins his third season as assistant trainer with the 49ers. He assumed the job May 8, 1986.

A former Niners' training assistant (1983-84), Fred served as head trainer for the United States Men's and Women's Olympic Volleyball Teams (1985), accompanying the squads on tours through Europe and the Caribbean.

A 1981 graduate of the University of the Pacific (with a degree in physical education), Tedeschi took his master of arts in sports medicine from UOP in 1984. He was certified by the National Athletic Trainers Association in '83. Additionally, Fred received three varsity letters in golf for the Tigers.

He was born Alfred John Tedeschi in Calistoga, CA, May 14, 1959. Fred competed in basketball and golf at Justin Sienna High in Napa, CA. He married the former Toni Himmer of San Diego (April 4, 1987). The couple lives in Sunnyvale, CA.



Ray Tufts — TRAINING ASSISTANT



Ray Tufts joined the 49ers' training staff as a fulltime employee in 1987, after serving as a training camp assistant (1984-86).

A native of Anderson, CA, Tufts is a Sacramento State ('87) physical education graduate (with an emphasis in sports medicine).

He received the National Athletic Trainers Association certification in 1987.

Allan Webb — DIRECTOR OF PRO PERSONNEL

Allan Webb handles all the 49ers' research of player movement within the professional football ranks. He also scouts upcoming 49ers' opponents to assist the game plan formulation.

Webb joined the team in 1983, following four years as the Director of Pro Personnel with the Cleveland Browns. Prior to his tenure in Cleveland, Webb had served on John McVay's coaching staff with the N.Y. Giants. He went to the Giants in 1972 as a scout and took over offensive backfield coaching duties in 1974, remaining with the Giants until moving to Cleveland.

A starting safety with New York in 1962-63, Webb played with the Giants until 1965. A Little All-America pick at Arnold College in Connecticut (1952) as a running back and defensive back, Webb had a try-out with the Los Angeles Rams in 1955 after two years of service in the Navy.

Allan and his wife, Olga, have two grown children (Lisa and Marc) and reside in Foster City, CA.



Tony Razzano — DIRECTOR OF COLLEGE SCOUTING



As director of college scouting, Tony Razzano is in charge of the team's scouting of college talent, and subsequent drafting of those players.

Tony joined the Niners in 1979 as a special assistant in the scouting department. He was named to his current post in 1981. He came to the team after a three-year stay with the New England Patriots as an area scout.

Razzano began his scouting career with Washington (1963-67) and San Diego (1967-71).

He spent three years in the Army prior to entering the University of Pittsburgh (1946-51), where he earned letters in both football and wrestling.

Tony and his wife, Carolyn, have six children (Robin, Tom, Lisa, Tony Jr., David, and Elizabeth) and live in Palo Alto, CA.

Neal Dahlen — FOOTBALL OPERATIONS

Neal Dahlen enters his tenth year of employment with the 49ers, coming on board as a part-time assistant to the coaching staff in 1979. In 1984 he took on the fulltime responsibilities of Director of Research and Development, and has maintained his current position since 1986.

Dahlen's various duties include: general football administration, scouting reports game-day involvement with the defensive coaching staff, free agent player try outs, and contract negotiations.

Dahlen came to the 49ers following 20 highly successful years of coaching at Bay Area high schools. He attended nearby Capuchino High and the College of San



Mateo. Dahlen

received his bachelor's and master's degree at San Jose State. He and his wife, Nancy, have four children (Laurie, Sherri, Christy and Tim). The family lives in San Carlos, CA.

Billy Atkins — NORTH/SOUTHEAST REGION SCOUT



Billy Atkins enters his fifth season as a scout with San Francisco in 1988.

Atkins began his professional football career in 1958 as a fourth-round draft choice of the 49ers. Billy was an all-conference choice and MVP of Auburn University's 1957 national championship team (selected by AP).

Atkins played defensive back with San Francisco for two seasons prior to spending as many years with the Buffalo Bills. He also played with the New York Jets and Denver Broncos in the old AFL, and was head football coach and athletic director at Troy State for six years before joining the coaching staff of the Buffalo Bills in 1972.

He returned to the 49ers as a defensive backfield coach for the 1976-77 seasons and held the same job with Detroit (1978-79) and St. Louis (1980-81). Atkins had served as a scout for the Green Bay Packers (1982-83) before rejoining the 49ers in 1984.

Billy and his wife, Doris, have two children (Paige and Ace) and live in Marietta, GA.

Jim Gruden — NORTHEAST/MIDWEST REGION SCOUT

Jim Gruden, a veteran of 20 years of professional and collegiate football involvement came to San Francisco in 1987.

Gruden joined the Niners following three seasons as Tampa Bay's director of player personnel (1984-86), and two years as the Bucs' running backs coach (1982-83). Among his duties at Tampa Bay, Jim directed the Buc's scouting and evaluating chores for the NFL draft.

Born and raised in Cleveland, OH, Gruden joined the NFL ranks in '82, after 15 years of assistant coaching duties on the college level at: Heidelberg (OH) College (1966-68); Dayton, as a member of 49ers' Vice President/General Manager John McVay's staff there (1969-72); Indiana (1973-77); and Notre Dame, during Joe Montana's playing days (1978-80).

Gruden and his wife, Kathy, have three sons, including Jay — a quarterback at the University of Louisville. As a 49ers' scout, Gruden will be assigned the Midwest and Northeast regions of the country.



Ernie Plank — EAST/MIDWEST REGION SCOUT

Ernie Plank has scouted for the 49ers since 1978. He was hired by San Francisco after serving five seasons as an assistant coach at Northwestern University.

Since joining the team, Plank has scouted an impressive list of current Niner redoubtables including: Joe Montana, Keena Turner, Carlton Williamson, William "Bubba" Paris and John Frank.

The former two-way lineman for the Miami University (OH) Redskins (1946-49), coached at his alma mater from 1956-62. Plank coached at Yale (1963-64) and Indiana (1965-72), before his duty at Northwestern (1973-77).

Ernie and his wife, Virginia, have a son (James) and a daughter (Victoria) and reside in Milford, OH.



Neil Schmidt — SOUTHEAST REGION SCOUT



Neil Schmidt is the senior member of the 49ers' scouting staff, having served the club for 14 years as an area scout.

An outstanding, two-sport performer at Purdue University, Schmidt was a defensive back for the football team and a starting guard on the Boilermakers basketball squad (1948-50).

Neil took his masters degree from Bowling Green State University in 1958, and began coaching football on the high school level. He moved on to the University of Miami (FL), where he concluded a 12-year career as offensive coordinator. Schmidt spent three years (1971-74) with BLESTO scouting combine in the NFL prior to joining the Niners in 1975.

Neil was born July 3, 1927, in Reinfield, Russia. He moved to the United States when he was two-years old. He and his wife, Rosemary, have two children (Diane and Randall) and make their home in Atlanta, GA.

Bob Whitman — SOUTHEAST REGION SCOUT

Bob Whitman begins his sixth year on the 49ers' scouting staff.

In 1983, he brought with him more than 25 years of experience as a coach and scout on the collegiate and professional levels.

A college quarterback at Tulane University, Bob served on the coaching staff at his alma mater from 1952-61. Whitman had been the head football coach and athletic director at Perkinson Junior College in Perkinson, Miss., before his duty at Tulane. He left his post as defensive coordinator at Tulane to serve as head coach of East Jefferson High in Metairie, LA, for seven seasons.



Whitman joined the scouting staff of the New Orleans Saints in 1968. He became chief scout for the Saints in 1971, and was named the team's director of player personnel in 1973. Bob stayed with the Saints until 1983 when he joined the Niners staff.

Whitman and his wife, Miriam, have eight children (Bob Jr., Judy, Mickey, Gerald, Wayne, Kenneth, Joan, and Laura) and live in Metairie, LA.

Billy Wilson — SOUTHWEST/WEST REGION SCOUT



One of the all-time great 49er players, Billy Wilson now serves the team by scouting the western region of the U.S.

The San Jose State product played for ten seasons with San Francisco (1951-60), racking up 5,902 yards and 49 touchdowns. Wilson led the NFL in total receptions during three of his ten seasons, and was a six-time selection to the Pro Bowl.

Billy has had three tours of duty as a coach with the Niners, as he coached the wide receivers from 1961-62 and 1964-67. Wilson came back a third time in 1980, and continues to assist the coaching staff during training camp (in addition to his role in the scouting department).

Wilson and his wife, Shirley, have four children (Wynn, Gregg, Holly, and Tracy) and live in San Jose, CA.

Norb Hecker — EXECUTIVE ADMINISTRATIVE ASSISTANT



Norb Hecker, 49ers' linebacking coach for eight years (1979-86), was named executive administrative assistant in '87.

The key aspects of Hecker's role include serving as liaison for completion of the 49ers' new practice facility/office complex in Santa Clara, and serving as administrative assistant to Bill Walsh.

Norb was a little All-America offensive end at Baldwin-Wallace College. He played professionally with the Rams (1951-53), Toronto (CFL-1954), and Washington (1955-57). Norb returned to the CFL as a player-coach in 1958 with Hamilton, before joining Vince Lombardi as an assistant coach in Green Bay (1959-65). Following his Green Bay tenure, Hecker spent two and one-half seasons as head coach of the Atlanta Falcons (1966-68) and three years (1969-71) as defensive coordinator for the New York Giants. He left the NFL in 1972 and spent seven seasons as an assistant coach at Stanford University. Hecker came to the 49ers with Walsh in early '79.

He was born in Olmstead Falls, OH, May 26, 1927. Norb and his wife, Barbara, have five grown children (Douglas, Jeffrey, Jane, Karen, and Cheryl) and five grandchildren. They live in Redwood City, CA.

ADMINISTRATIVE STAFF



Ken Dargel
Ticket
Manager



Murlan Fowell
Luxury Box
Manager



Keith Simon
Business
Manager



Jerry Walker
Public Relations
Director



Mel Frear
Controller



Rodney Knox
Publications
Coordinator



R.C. Owens
Executive
Assistant



Laurie Welling
Marketing/
Promotions
Coordinator

SUPPORT STAFF



Troy Campagna
Computer
Operations



Lynn Carrozzi
Ticket Office



Roy Gilbert
Video Exchange
Coordinator



Dave Rahn
Public Relations



Shelley Wollman
Public Relations



Robert Yanagi
Video Operations
Coordinator

OFFICE STAFF



Angela Banister
Pro Scouting



Donna Barnes
Ticket Office



Suzette Cox
Scouting Office



Sandy Fontana
Business Office



Cheryl Forbis
Luxury Boxes



Kari Gualco
Marketing/
Promotions



Pat Hatch
Payroll/
Insurance



Hilary Heuermann
G.M. Office



Nicole Langerak
Head Coach/
Coaches



Nancy Lew
Payroll/
Insurance



Rick Morabito
Ticket Office



Winnie Newberg
Business Office



Carri Parham
Receptionist



Angi Repetto
Coaches Office



Linda Saunders
Receptionist



Tina Slagle
Business Office

PLAYERS





Harris Barton • 79

TACKLE • **NORTH CAROLINA** • **2ND YEAR**
HT: 6-4 • **WT: 280** • **BORN: 4-19-64** • **(D-1A IN '87)**

PRO: Solid, consistent player . . . Well schooled in fundamentals . . . Expected to provide stability on right side of Niners' offensive line for many years to come.

1987: Played on field goal and extra point teams early in year . . . Played from scrimmage at Cincinnati (9-20) . . . First start of NFL career was at L.A. Rams (11-1), replacing the injured Keith Fahnhorst (neck) . . . Maintained starting role for remainder of regular season . . . Started and played entire postseason contest vs. Minnesota (1-9) . . . Selected all-rookie by UPI, *Pro Football Weekly*, and Pro Football Writers of America . . . Niners' No. 1A choice of '87 draft (Terrence Flagler was 1B) . . . Second lineman taken (John Clay 15th—L.A. Raiders) and 22nd pick overall in first round . . . First offensive lineman selected by Bill Walsh with a No. 1 pick (William "Bubba" Paris was a second-round choice in 1982 as San Francisco's first selection that year) . . . First time San Francisco had drafted an offensive lineman with a No. 1 choice since Forrest Blue was taken in 1968.

COLLEGE: Won Atlantic Coast Conference's Outstanding Offensive Lineman Award in '86 . . . Four-year player who spent time at center during junior year . . . All-ACC pick in '86, and on many All-America teams . . . Also named to the NCAA All-America Scholar/Athlete Team . . . Added 15 pounds to his frame prior to the start of his final collegiate season . . . Started every game as a junior in '85 at left tackle, and received Academic All-ACC honors . . . Began sophomore season as Tarheels' starting center, before moving to left tackle in mid-season for remainder of his collegiate career.

PERSONAL: Born Harris Scott Barton in Atlanta, GA . . . Was county MVP his senior season at Atlanta Dunwoody High . . . Also participated in basketball and wrestling at Dunwoody . . . Single, lives in Palo Alto, CA.

BARTON'S PRO STATS: REGULAR SEASON GAMES/STARTS - 1987 (12/9); POSTSEASON GAMES/STARTS - 1987 (1/1).

BARTON'S NFL HONORS: All-Rookie - 1987.



Dwaine Board • 76

DEFENSIVE END • **NORTH CAROLINA A&T** • **9TH YEAR**
HT: 6-5 • **WT: 248** • **BORN: 11-29-56** • **(FA IN '79)**

PRO: Veteran down-lineman . . . Reliable, steady performer . . . Among 49ers all-time sack leaders.

1987: Had 35 total tackles . . . Also recorded two sacks . . . Not in for opening play Week 2 at Cincinnati (9-20), but played most of that game . . . Had five tackles and recorded first sack (13 yards) of season vs. St. Louis (10-18) . . . Started at right tackle,

instead of normal right end position at New Orleans (10-25), as Niners opened in four-man line . . . Had eight tackles, a forced fumble, and a pass defensed in that game . . . Replaced by Kevin Fagan vs. New Orleans (11-15) . . . Returned as starter the following week at Tampa Bay (11-22) . . . Recovered a fumble vs. L.A. Rams (12-27) . . . Started postseason contest vs. Minnesota (1-9).

1986: Started every game except vs. New Orleans (9-21) . . . Received game ball for season-best two sacks at Miami (9-28) . . . Returned fumble recovery 16 yards vs. Indianapolis (10-5) . . . Recorded team-high six solo stops in NFC Divisional Playoff Game at N.Y. Giants (1-4).

1985: TEAM LEADER in sacks (11 1/2), sack yardage (95 1/2), and forced fumbles (3) . . . Recorded career-best four-sack game at L.A. Raiders (9-22) . . . Also had career-best 56 total tackles.

1984: TEAM LEADER with 10 sacks for 82 yards . . . Postseason **TEAM LEADER** with five sacks, including two in Super Bowl XIX (1-20-85).

CAREER: Drafted in fifth round of 1979 by Pittsburgh . . . Waived by Steelers during final cut (8-27-79) . . . Immediately claimed by San Francisco (8-28-79) . . . **TEAM LEADER** in sacks (7) in 1979.

COLLEGE: Four-year starter as a linebacker (1974-77) . . . Selected to the Mutual Black Radio All-America team three times (1975-77), and was named Black College Player-of-the-Year (by MBR) as a senior . . . Voted MEAC Defensive Player-of-the-Year in 1977 . . . Earned bachelor of science degree in industrial technology in '79.

PERSONAL: Born Dwaine P. Board in Rocky Mount, VA . . . Played football at Rocky Mount Franklin High . . . Nicknamed "Pee Wee"—his explanation: "You should see my brother" . . . Co-owner of two Ben Franks restaurants (hot dog stands) with teammate Keena Turner . . . He and wife (Lynn) live in Redwood City, CA.

BOARD'S PRO STATISTICS

Year	G/S	Tot.	Tackles		Sacks	Interceptions	Fumbles
			Solo	Ast.	No./Yds.	No./Yds	Rec./Yds./TD
1979	16/5	34	19	15	7/52	0/0	0/ 0/0
1980	3/3	6	5	1	2/13	0/0	0/ 0/0
1981	16/11	53	28	25	7/67.5	0/0	0/ 0/0
1982	1/1	6	3	3	0.5/5.5	0/0	0/ 0/0
1983	16/13	33	19	14	13/108	0/0	5/ 0/1
1984	16/16	48	33	15	10/82	0/0	1/ 0/0
1985	16/16	56	36	20	11.5/95.5	0/0	1/ 0/0
1986	16/15	36	25	11	8/79.5	0/0	2/16/0
1987	14/12	35	25	10	2/22	0/0	1/ 0/0
Career	114/92	307	193	114	61/525	0/0	10/16/1
Playoffs							
1981	3/3	6	3	3	1/11	0/0	0/ 0/0
1983	2/2	9	4	5	2/14	0/0	0/ 0/0
1984	3/3	13	8	5	5/36	0/0	1/ 0/0
1985	1/1	1	1	0	0/0	0/0	0/ 0/0
1986	1/1	6	6	0	0/0	0/0	0/ 0/0
1987	1/1	0	0	0	0/0	0/0	0/ 0/0
Total	11/11	35	22	13	8/61	0/0	1/ 0/0

BOARD, Cont.

OTHER STATS: PASSES DEFENSED - 1979 (3), 1980 (1), 1981 (4), 1983 (3), 1984 (2), 1985 (3), 1986 (2), 1987 (2), **CAREER (20); POSTSEASON PASSES DEFENSED** - (3) **FORCED FUMBLES** - 1983 (1), 1985 (3), 1987 (1), **CAREER (5); BLOCKS** - 1979 (1-PAT), 1981 (1-PAT, 1-FG), **CAREER (2-PAT, 1-FG).**

BOARD'S PERSONAL NFL BESTS

TOTAL TACKLES - 9 (at New Orleans - 10-16-83)

SOLO - 8 (at New Orleans - 10-16-83)

ASSISTS - 5 (vs. Detroit - 12-31-83)

SACKS - 4 (at L.A. Raiders - 9-22-85)

YARDS - 28.5 (vs. New Orleans 11-13-83)

PASSES DEFENSED - 2 (several times)

FORCED FUMBLES - 2 (twice: vs. L.A. Raiders - 9-12-82 & at L.A. Rams - 10-23-83)

FUMBLE RECOVERIES - 2 (vs. Dallas - 12-19-83)

BLOCKED PAT - 1 (twice: at Oakland - 11-4-79 & at L.A. Rams - 10-23-83)

TD ON FUMBLE RECOVERIES - 1 (at L.A. Rams - 10-23-83)

BLOCKED FG - 1 (vs. L.A. Rams - 10-25-81)



Jeff Bregel • 65

GUARD • SOUTHERN CALIFORNIA • 2ND YEAR •
HT: 6-4 • WT: 280 • BORN: 5-1-64 • (D-2 IN '87)

PRO: High intensity player . . . Could vie for starting spot on offensive line.

1987: Had injury-plagued rookie campaign . . . Originally placed on injured reserve Sept. 7 following surgery on left knee, injured during training camp . . . Activated off I.R. Oct. 31 . . . Saw first NFL action at L.A. Rams (11-1), playing on special teams and late in game from scrimmage . . . Played in following four contests prior to injuring back just before game in Green Bay (12-6) . . . Did not play in that encounter . . . Returned to injured reserve list Dec. 18 . . . Concluded year on I.R. . . Selected with 37th pick overall in '87 draft.

COLLEGE: Unanimous All-Pac 10 and consensus All-America pick as a senior in '86 . . . Also awarded Academic All-America and Academic All-Pac 10 honors . . . Finalist for Outland Trophy (outstanding collegiate interior lineman) and Lombardi Award (college lineman-of-the-year) in junior and senior seasons . . . Only non-senior offensive lineman selected All-America in '85 . . . Did not allow a sack during sophomore and junior seasons . . . Named Football News Freshman All-America in '83 . . . Redshirted during 1982 season . . . Came to USC as a defensive lineman.

PERSONAL: Born Jeffery Bryan Bregel in Redondo Beach, CA, and played football at Granada Hills (CA) Kennedy High . . . A two-way performer, recorded 80 tackles (including five sacks), and was League MVP as a senior . . . Hobbies include hunting, fishing and weightlifting . . . Single.

BREGEL'S PRO STATS: REGULAR SEASON GAMES/STARTS - 1987 (5/0).

Michael Carter • 95

NOSE TACKLE • SOUTHERN METHODIST • 5TH YEAR
HT: 6-2 • WT: 285 • BORN: 10-29-60 • (D-5A IN '84)



PRO: Foremost nose tackle in NFL . . . Dominating force at point of attack . . . Defeats double-team blocking schemes regularly . . . Coming off finest season of career.

1987: Leader among defensive linemen and tied (with Ronnie Lott) for third overall with 55 total tackles . . . Tackle sum established single season personal best . . . Had five games of five-or-more tackles . . . Recorded season-high seven stops vs. Chicago (12-14) . . . His first-quarter hit on Bears' Walter Payton forced fumble that led to Niners' second score of game . . . Knocked down three passes at line of scrimmage, including two at Tampa Bay (11-22) . . . Credited with six total tackles, including an 11-yard sack, in season finale against L.A. Rams (12-27) . . . Registered six total stops in playoff contest vs. Minnesota (1-9) . . . Consensus all-pro . . . Selected as starter on 1988 NFC Pro Bowl squad.

1986: Tied personal best and earned game ball with eight total tackles vs. Indianapolis (10-5) . . . Sprained left ankle at New Orleans (11-2) . . . Played hurt for remainder of season . . . Had six tackles, including one sack vs. N.Y. Jets (12-7) . . . Recorded team-high seven total tackles in NFC Divisional Playoff Game at N.Y. Giants (1-4-87).

1985: Did not start first three games due to right hamstring injury . . . Went on injured reserve (hamstring) Weeks 4-7 . . . Recorded 41 tackles and five sacks during second half of season . . . Team won seven of final nine games with Carter in starting lineup . . . Badly sprained his right ankle in regular season finale, inhibiting play in postseason . . . Named to NFC Pro Bowl squad . . . AP and College and Pro Football Weekly second team all-pro.

CAREER: First of team's two fifth-round selections in '84 draft (Jeff Fuller was the other) . . . Came to camp four weeks late due to his participation in '84 Summer Olympics (silver medalist in shot put) . . . Had six tackles, including two sacks, in NFC Championship Game vs. Chicago (1-6-85).

COLLEGE: Four-year starter . . . Recorded 238 total tackles during career . . . Was named All-Southwest Conference and UPI All-America in '83 . . . Named Most Valuable Defensive Player of 1980 Holiday Bowl . . . Roomed with Indianapolis Colts' running back Eric Dickerson . . . Selected to All-America team each of his four years in track . . . Only four-time NCAA indoor shot put champion in history . . . Won outdoor crown three times . . . Placed second in '84, despite throwing lifetime best 71-4 3/4 . . . Also competed in discus at SMU . . . Placed second with throw of 203-3 in '81 NCAA outdoor finals . . . Received degree in sociology, graduating with class in '84.

PERSONAL: Born Michael D'Andrea Carter in Dallas, TX . . . Competed in football and track at Dallas Thomas Jefferson High . . . Holds world high school shot put record (81-3 1/2), and second best prep discus (international

CARTER, Cont.

disc) (177-4) . . . Holds Texas high school record of 204-8 discus throw . . . He and former SMU teammates, Russell Carter (N.Y. Jets) and Rod Jones (Tampa Bay), purchased a computer system for the track team at alma mater . . . Married high school sweetheart (former Sandra Porter) . . . They have two daughters: Michelle Denee (10-12-85) and D'Andra Mashaun (6-17-87) . . . The couple owns a home in Ovilla, TX, near Dallas.

CARTER'S PRO STATISTICS

Year	G/S	Tot.	Tackles		Sacks		Interceptions		Fum. Rec.
			Solo	Ast.	No./Yds.	No./Yds.			
1984	16/0	18	13	5	3.5/29	0/0		0	
1985	12/9	47	35	12	7/53	0/0		0	
1986	15/13	46	33	13	2/18	0/0		0	
1987	12/12	55	28	27	1/11	0/0		0	
Career	55/34	166	109	57	13.5/111	0/0		0	
Playoffs									
1984	3/0	7	5	2	2/8	0/0		0	
1985	1/1	3	3	0	0/0	0/0		0	
1986	1/1	7	5	2	0/0	0/0		0	
1987	1/1	6	3	3	0/0	0/0		0	
Total	6/3	23	16	7	2/8	0/0		0	

OTHER STATS: PASSES DEFENSED - 1984 (1), 1985 (2), 1986 (2), 1987 (3), **CAREER** (8).

CARTER'S NFL HONORS: Pro Bowl - 1986, 1988; All-NFC - 1987; All-Pro - 1987.

CARTER'S PERSONAL NFL BESTS

TOTAL TACKLES - 8 (twice: vs. Dallas - 12-22-85 & vs. Indianapolis - 10-5-86)

SOLO - 7 (twice: vs. L.A. Rams - 12-9-85 & vs. Indianapolis - 10-5-86)

ASSISTS - 6 (vs. Chicago - 12-14-87)

SACKS - 2 (twice: at L.A. Rams - 10-28-84 & vs. Chicago 1-6-85)

YARDS - 16 (at L.A. Rams - 10-28-84)

PASSES DEFENSED - 2 (at Tampa Bay - 11-22-87)

FORCED FUMBLES - 1 (twice: at Washington - 12-1-85 & vs. Chicago - 12-14-87)

BLOCKED PAT - 1 (vs. Seattle - 11-25-85)

Wes Chandler • 81



WIDE RECEIVER • **FLORIDA** • **11TH YEAR**
HT: 6-0 • **WT: 188** • **BORN: 8-22-56** • **(TRADE IN '88)**

PRO: Gifted, crafty receiver . . . Continues to display ability to break free downfield . . . Has history of consistent big play production . . . Acquired by Niners June 1, 1988 from San Diego Chargers in exchange for center Fred Quillan.

1987: TEAM LEADER (among Chargers with seven or more catches), averaging 15.8 yards per reception . . . Had season highs with 140 yards on 10 receptions at Houston (12-6) . . . Caught seven passes for 116 yards the following week in loss at Pittsburgh (12-13) . . . Played in all 12 games despite mid-season shoulder injury.

1986: Played in all 16 games but year was marred by mid-season foot injury . . . Started strong but had only six receptions in Weeks 7-10 . . . Finished in a fury with 35 catches over final eight weeks . . . Had best game of year with 113 yards in season finale at Cleveland (12-21).

1985: Established career-best with 1,119 yards and 67 receptions . . . Yardage total was fourth best in NFL and exceeded only by Steve Largent's 1,287 receiving yards among AFC performers . . . Surpassed 100 yards in four contests . . . More than 150 yards in two games . . . Had career-high 13 receptions for 243 yards vs. Seattle (9-15) . . . Selected to AFC Pro Bowl squad.

1984: Started fast with 17 catches in first four games . . . Nagging injuries hampered play for remainder of year . . . Did not play Week 9 due to knee injury.

1983: Did not start first two weeks due to preseason ankle injury . . . Had two games of more than 100 yards receiving.

1982: NFL LEADER with 1,032 receiving yards in strike-shortened nine-game season . . . Had personal best three touchdown receptions vs. San Francisco (12-11) . . . Set Chargers' record with 260 receiving yards vs. Cincinnati (12-20) . . . Total represented sixth highest single game receiving yardage sum in NFL history.

1981: Traded to Chargers from New Orleans after four games for wide receiver Aundra Thompson and San Diego's first and third-round selections of '82 draft . . . Had 10 catches and 194 yards in best game of year vs. Cincinnati (11-8) . . . Recorded 56-yard punt return for a score in AFC Divisional Playoff Game vs. Miami (1-2-82).

CAREER: First wide receiver taken (3rd overall behind Earl Campbell - Houston and Art Still - Kansas City) of '78 draft that also produced wide-outs James Lofton and John Jefferson . . . Recorded career-long 85-yard reception vs. San Francisco (9-23-79) . . . Had first 1,000-yard season in '80 . . . Has 31 career games of 100-or-more receiving yards (including two playoff contests) . . . Third among active players with 8,933 receiving yards trailing Steve Largent - 12,041 and James Lofton - 10,536 . . . His 555 receptions is fourth highest total by current performers behind Largent - 752, Ozzie Newsome - 575, and Lofton - 571 . . . **NEEDS** 67 yards to reach 9,000 career receiving yards.

COLLEGE: Three-year starter . . . All SEC in 1976-77 . . . Consensus All-America as a senior in '77, and was voted Florida Amateur Athlete-of-the-Year . . . Posted career numbers of 1,994 receiving yards and 22 touchdowns . . . Doubled as running back during senior campaign . . . Rushed for 353 yards and six touchdowns . . . Caught 10 passes in Senior Bowl . . . Has degree in speech pathology.

PERSONAL: Born Wesley Sandy Chandler in New Smyrna Beach, FL, and participated in football, basketball, baseball, and track at New Smyrna Beach High . . . Founder of men's service group - "Board of Distinction" - in New Orleans . . . Owns business "After Career Enterprises" educational, tutorial, marketing, general counseling, and investment information for high school, college, and professional athletes . . . The office is located in Daytona Beach, FL . . . He and wife (Bridget) have a son, Lamar Saxton (1-12-86), and live in Daytona Beach.

CHANDLER'S PRO STATISTICS

Year	G/S	Receiving					Rushing				
		No.	Yds.	Avg.	Long	TD	Att.	Yds.	Avg.	Long	TD
(New Orleans)											
1978	16/5	35	472	13.5	58	2	2	10	5.0	10	0
1979	16/16	65	1069	16.4	85	6	0	0	0.0	0	0
1980	16/16	65	975	15.0	50	6	1	9	9.0	9	0
1981	4/4	17	285	16.8	39	1	0	0	0.0	0	0
(San Diego)											
1981	12/11	52	857	16.5	51t	5	5	-1	-0.2	9	0
1982	8/8	49	1032	21.1	66t	9	5	32	6.4	21	0
1983	16/14	58	845	14.6	44t	5	2	25	12.5	23	0
1984	15/15	52	708	13.6	63t	6	0	0	0.0	0	0
1985	15/13	67	1199	17.9	75t	10	0	0	0.0	0	0
1986	16/14	56	874	15.6	40	4	0	0	0.0	0	0
1987	12/11	39	617	15.8	27	2	0	0	0.0	0	0
Career	146/127	555	8933	16.1	85	56	10	76	7.6	23	0

Playoffs

(San Diego)											
1981	2/2	12	185	15.4	47	0	0	0	0.0	0	0
1982	2/2	11	162	14.7	33	0	0	0	0.0	0	0
Total	4/4	23	347	15.1	47	0	0	0	0.0	0	0

Year	G/S	Punt Returns					Kickoff Returns				
		No.	Yds.	Avg.	Long	TD	Att.	Yds.	Avg.	Long	TD
(New Orleans)											
1978	16/5	34	197	6.8	32	0	32	760	23.7	38	0
1979	16/16	3	13	4.3	8	0	7	136	19.4	37	0
1980	16/16	8	36	4.5	11	0	0	0	0.0	0	0
1981	4/4	0	0	0.0	0	0	0	0	0.0	0	0
(San Diego)											
1981	12/11	5	79	15.8	30	0	8	125	15.6	30	0
1982	8/8	0	0	0.0	0	0	0	0	0.0	0	0
1983	16/14	7	26	3.7	11	0	0	0	0.0	0	0
1984	15/15	0	0	0.0	0	0	0	0	0.0	0	0
1985	15/13	0	0	0.0	0	0	0	0	0.0	0	0
1986	16/14	3	13	4.3	10	0	1	11	11.0	11	0
1987	12/11	0	0	0.0	0	0	0	0	0.0	0	0
Career	146/127	60	364	6.1	32	0	48	1032	21.5	38	0

Playoffs

(San Diego)											
1981	2/2	1	56	56.0	56t	1	0	0	0.0	0	0
1982	2/2	0	0	0.0	0	0	0	0	0.0	0	0
Total	4/4	1	56	56.0	56t	1	0	0	0.0	0	0

CHANDLER'S NFL HONORS: Pro Bowl - 1980, 1983-84, 1986; All-Pro - 1982; All-AFC - 1982.

CHANDLER'S PERSONAL NFL BESTS

- RECEPTIONS - 13 (vs. Seattle - 9-15-85)
- RECEIVING YARDS - 260 (vs. Cincinnati - 12-20-82)
- TD RECEPTIONS - 3 (at San Francisco - 12-11-82)
- LONG RECEPTION - 85 (at San Francisco - 9-23-79)
- LONG KICKOFF RETURN - 38 (at N.Y. Giants - 10-29-78)
- LONG PUNT RETURN - 56t (at Miami - 1-2-82)

Bruce Collie • 69

GUARD-TACKLE • TEXAS-ARLINGTON • 4TH YEAR
HT: 6-6 • WT: 275 • BORN: 6-27-62 • (D-5 IN '85)

PRO: Multifaceted interior lineman . . . Has played every position on offensive line expect center . . .

1987: Played sparingly in substitute role during first two games . . . Placed on inactive list prior to contest at New Orleans (10-25) . . . Played most of game the following week at L.A. Rams (11-1) at right guard replacing Randy Cross, who moved to center for the injured Fred Quillan (concussion) . . . In starting lineup at right guard beginning vs. Houston (11-8) through remainder of regular season . . . Started and played all of playoff contest vs. Minnesota (1-9) . . . Also played on field goal and extra point protection teams.

1986: Subbed extensively at both tackle positions early in season . . . Recorded first NFL start vs. Minnesota (10-12), replacing the injured "Bubba" Paris (knee) . . . Remained in starting lineup for next six contests . . . Replaced as starter by Paris Week 13 vs. N.Y. Giants (12-1).

CAREER: Selected in fifth round (78th overall) of '85 draft . . . Saw limited action from scrimmage in 1985 . . . Learned guard position during rookie training camp.

COLLEGE: Selected All-Southland Conference three consecutive seasons (1982-84) . . . NCAA Division 1-AA All-America by AP and Kodak . . . Received ex-letterman's award for "outstanding performance by a senior" in '84.

PERSONAL: Born Bruce Stokes Collie in Nuremburg, Germany, the son of an Army doctor . . . Came to U.S. at age three . . . Participated in football and track at San Antonio (TX) Robert E. Lee High . . . An avid outdoorsman . . . Purchased home in San Antonio, TX, during past offseason . . . Single.

COLLIE'S PRO STATS: REGULAR SEASON GAMES/STARTS - 1985 (16/0), 1986 (16/7), 1987 (11/8), CAREER (43/15); POSTSEASON GAMES/STARTS - 1985 (1/0), 1986 (1/0), 1987 (1/1), POSTSEASON TOTALS - (3/1).



Darren Comeaux • 59

LINEBACKER • ARIZONA STATE • 7TH YEAR
HT: 6-1 • WT: 227 • BORN: 4-15-60 • (FA IN '87)

PRO: Physical, seasoned veteran . . . Standout special teams performer . . . Hard-worker with great desire.

1987: Signed with 49ers Oct. 8 . . . Saw first action with team at Atlanta (10-11) recording two tackles . . . On inactive list for Weeks 6-7 . . . Waived by Niners Nov. 3, then re-signed by team Nov. 7 . . . Had two special teams stops vs. Chicago (12-14) . . . On inactive list Weeks 15-16 . . . Finished regular season with 14 total tackles, 12 on special teams



COMEAX, Cont.

... Activated for playoff contest vs. Minnesota (1-9) ... Recorded one tackle.

1986: Played in all 16 games with Denver Broncos ... Voted Most Valuable Player on Broncos special teams ... Had 11 total tackles and two forced fumbles while covering punts and kickoffs ... Recorded first career sack vs. New England (9-28).

1985: Recorded six tackles (all solo) while playing in 11 games for the Broncos.

1984: Made first career interception at Buffalo (10-21) ... Played in all 16 games.

1983: Released by Broncos during preseason ... Re-signed following Week 2 ... Played in final 14 games.

CAREER: Signed as free agent by Broncos prior to start of '82 training camp ... Suffered stress fracture in right leg in preseason ... Spent all but three games of that season on injured reserve.

COLLEGE: Honorable mention All-Pac 10 as a senior in '81 ... Also received Sun Devils' Glen Hawkins Sportsmanship Award that season ... Spent two seasons at San Diego Mesa Junior College prior to transferring to ASU ... Majored in business administration.

PERSONAL: Born Darren Comeaux in San Diego, CA ... Played football and basketball, and participated in track, at San Diego High ... Serves as counselor during offseason in Southeast Involvement Project—a community support group—in San Diego ... Single, lives in San Diego, CA.

COMEAX'S PRO STATISTICS

Year (Denver)	G/S	Tot.	Tackles		Sacks	Interceptions	Fumbles
			Solo	Ast.	No./Yds.	No./Yds.	Rec./Yds.
1982	3/0	0	0	0	0/0	0/0	0/0
1983	14/0	0	0	0	0/0	0/0	0/0
1984	16/0	10	7	3	0/0	1/5	1/0
1985	11/0	6	6	0	0/0	0/0	0/0
1986	16/0	12	7	5	1/9	0/0	1/0
(San Francisco)							
1987	8/0	14	7	7	0/0	0/0	0/0
Career	68/0	42	27	15	1/9	1/5	2/0
Playoffs							
(Denver)							
1983	1/0	0	0	0	0/0	0/0	0/0
1984	1/0	0	0	0	0/0	0/0	0/0
1986	3/0	0	0	0	0/0	0/0	0/0
(San Francisco)							
1987	1/0	1	1	0	0/0	0/0	0/0
Total	6/0	1	1	0	0/0	0/0	0/0

OTHER STATS: FORCED FUMBLES - 1986 (2).

COMEAX'S PERSONAL NFL BESTS

SACKS - 1 (vs. New England - 9-28-86)

YARDS - 9 (vs. New England - 9-28-86)

INTERCEPTIONS - 1 (at Buffalo - 10-21-84)

INTERCEPTION RETURN YARDS - 5 (at Buffalo - 10-21-84)

George Cooper • 52

LINEBACKER • MICHIGAN STATE • 2ND YEAR
HT: 6-2 • WT: 225 • BORN: 12-24-58 • (FA IN '87)



PRO: Crafty, swift utility player . . . Makes strong impact on special teams.

1987: Signed as free agent by Niners prior to start of training camp . . . Had two tackles and as many passes defended in opener at Pittsburgh (9-13) . . . Started at Atlanta (10-11) at left outside linebacker . . . Recorded seven tackles and a pass defended in that contest . . . Switch to right side the following week vs. St. Louis (10-18) also resulted in seven total tackles . . . Waived by Niners Dec. 16, but re-signed the following day . . . Forced fumble in season finale vs. L.A. Rams (12-27) . . . Played in postseason contest vs. Minnesota (1-9).

CAREER: Free agent preseason try-out with Pittsburgh in '82 . . . Played three seasons (1983-85) with Philadelphia Stars of USFL . . . Had try-out with Buffalo during '86 preseason.

COLLEGE: Four-year letterman and team captain in 1980-81 . . . AP Honorable Mention All-Big Ten as a senior . . . Also on Spartans hoop squad in 1979-80 . . . Majored in studio arts.

PERSONAL: Born George Junious Cooper in Detroit, MI . . . Played football and basketball at Detroit Northern High . . . He and wife (Mary) have a daughter, Lauren Diane (7-5-87), and live in Frazer, PA.

COOPER'S PRO STATISTICS

Year (USFL)	G/S	Tackles		Ast.	Sacks	Interceptions	Fumbles
		Tot.	Solo		No./Yds.	No./Yds.	Rec./Yds.
1983	13/5	53	32	21	0.5/11	1/16	1/0
1984	18/18	110	44	66	6/54	2/10	1/4
1985	18/18	12	59	53	4/30	2/6	2/0
(San Francisco)							
1987	10/2	29	16	13	0/0	0/0	0/0
USFL Total	49/41	275	135	140	10.5/95	5/32	4/4
NFL Total	10/2	29	16	13	0/0	0/0	0/0
Career	59/43	304	151	153	10.5/95	5/32	4/4
Playoffs							
(USFL)							
1983	2/2	3	2	1	1.5/11.5	0/0	0/0
1984	3/3	21	7	14	2/13	0/0	0/0
1985	3/3	18	12	6	0/0	0/0	0/0
(San Francisco)							
1987	1/0	0	0	0	0/0	0/0	0/0
Total	9/8	42	21	21	0/0	0/0	0/0

OTHER STATS: PASSES DEFENSED - 1987 (3); FORCED FUMBLES - 1987 (1).

COOPER'S PERSONAL NFL BESTS

TOTAL TACKLES - 7 (twice: at Atlanta - 10-11-87 & vs. St. Louis - 10-18-87)
SOLO - 7 (at Atlanta - 10-11-87)
ASSISTS - 3 (vs. St. Louis - 10-18-87)
PASSES DEFENSED - 2 (at Pittsburgh - 9-13-87)
FORCED FUMBLES - 1 (vs. L.A. Rams - 12-27-87)



Roger Craig • 33

HALFBACK • NEBRASKA • 6TH YEAR
HT: 6-0 • WT: 224 • BORN: 7-10-60 • (D-2 IN '83)

PRO: Energetic, relentless player . . . Gives all-out effort on every play . . . Will not be denied.

1987: Had 1,307 all-purpose yards (3rd NFC/4th NFL) . . . **TEAM LEADER** with 815 rushing yards and 215 rushing attempts (3.8 average) . . . Also **TEAM LEADER** with 66 receptions, most among NFL running backs (492 yards) . . . Made conversion from fullback to halfback prior to L.A. Rams game (11-1) . . . Totaled 547 rushing yards and 247 receiving yards after position switch . . . Opening game at halfback resulted in only 100-yard rushing game (104) of year . . . Streak of six consecutive games of more than 100 total yards ended at Tampa Bay (11-22) . . . Had 56 yards rushing and scored on one-yard run vs. L.A. Rams (12-27) . . . Rushed seven times for 17 yards and caught nine passes for 78 yards (including a 33-yarder) vs. Minnesota (1-9) . . . Selected to NFC Pro Bowl squad . . . UPI second team All-NFC.

1986: **TEAM LEADER** in three rushing categories: attempts (204), yards (830), and touchdowns (7) . . . **NFL LEADER** among running backs with 81 receptions . . . Reception total was second only to teammate Jerry Rice (86) among NFC pass-catchers . . . Suffered strained left hip late at Miami (9-28) forcing him out of starting lineup the following week vs. Indianapolis (10-5) . . . Broke string of consecutive regular season starts (45) and consecutive games with at least one pass reception (51 including postseason) . . . Had only 100-plus yard rushing game (101) of season vs. Atlanta (11-23) . . . Finished year with four consecutive games of more than 100 combined rushing/receiving yards . . . Recorded five rushes for 17 yards, four receptions for 22 yards, and four kickoff returns for 48 yards in NFC Divisional Playoff Game at N.Y. Giants (1-4).

1985: **Only player in NFL history** to surpass 1,000 yards rushing and 1,000 yards receiving in a single season . . . Had 1,050 rushing/1,016 receiving . . . His 2,066 combined yards established **TEAM RECORD** for total rushing/receiving yards . . . Set **NFL RECORD** for running backs with 92 receptions . . . Earned NFLPA's John Mackey Award for leading League in receptions . . . Recipient of team's **Len Eshmont Award** (given annually to the most "courageous and inspirational" player).

1984: **TEAM LEADER** with 71 receptions . . . Scored 10 touchdowns . . . Set **SUPER BOWL RECORDS** for points (18) and touchdowns (3), while accounting for 135 total yards.

1983: **TEAM LEADER** in all-purpose yardage (1,152), while setting **TEAM ROOKIE RECORDS** with 12 TDs (8 rushing/4 receiving) and 72 points . . . His 725 rushing yards was third highest total ever for a 49ers' rookie, bettered only by Vic Washington's 811 ('71) and Ken Willard's 778 ('65).

CAREER: Second-round selection (49th overall) and sixth running back taken behind Eric Dickerson (2nd—L.A. Rams, traded to Indianapolis Colts in '87), Curt Warner (3rd—Seattle), Michael Haddix (8th—Philadelphia), James Jones (13th—Detroit), and Gary Anderson (20th—San Diego) in '83.

COLLEGE: Finished career as Cornhuskers' fourth all-time leading rusher (2,446 yards) while playing fullback and tailback . . . Scored 26 touchdowns . . . Spent most of career as a back-up to Jarvis Redwine and Heisman Trophy winner Mike Rozier . . . Ran hurdles on track team . . . Earned degree in criminal justice in 1983.

PERSONAL: Born Roger Timothy Craig in Preston, MS . . . Was a football, wrestling, and track standout at Davenport (IA) Central High . . . Finished fourth for third consecutive year in "Super Stars" competition on NBC in '88 . . . Works with numerous charitable groups during offseason . . . Began career as a model with Macy's department stores in '86 . . . He and wife (Vernessia) have three children—daughters Damesha (3-25-79) and Rometra (10-5-82), and son Rogdrick (12-26-85) . . . Family lives in San Carlos, CA.

CRAIG'S '87 GAME-BY-GAME

Game	Rushing					Receiving				
	Att.	Yds.	Avg.	Long	TD	No.	Yds.	Avg.	Long	TD
9-13 At Pittsburgh	10	16	1.6	4	0	10	61	6.1	12	0
9-20 At Cincinnati	12	35	2.9	7	0	4	23	5.7	11	0
10-11 At Atlanta	17	91	5.3	18	1	1	12	12.0	12	0
10-18 vs. St. Louis	17	71	4.1	11	1	7	99	14.1	35t	1
10-25 At New Orleans	15	55	3.6	9	0	5	50	10.0	14	0
11-1 At L.A. Rams	23	104	4.5	25	0	2	19	9.5	11	0
11-8 vs. Houston	16	68	4.3	21	0	8	51	6.3	20	0
11-15 vs. New Orleans	17	65	3.8	18	0	10	43	4.3	7	0
11-22 At Tampa Bay	15	60	4.0	18	0	5	28	5.6	15	0
11-29 vs. Cleveland	13	26	2.0	7	0	3	23	7.6	14	0
12-6 At Green Bay	14	48	3.4	16	0	6	46	7.6	16	0
12-14 vs. Chicago	12	51	4.3	25	0	1	3	3.0	3	0
12-20 vs. Atlanta	19	69	3.6	10	0	2	29	14.5	22	0
12-27 vs. L.A. Rams	15	56	3.7	13	1	2	5	2.5	3	0
Postseason										
1-9 vs. Minnesota	7	17	2.4	6	0	9	78	8.7	31	0

CRAIG'S PRO STATISTICS

Year	G/S	Rushing					Receiving				
		Att.	Yds.	Avg.	Long	TD	No.	Yds.	Avg.	Long	TD
1983	16/13	176	725	4.1	71	8	48	427	8.9	23	4
1984	16/16	155	649	4.2	28	7	71	675	9.5	64t	3
1985	16/16	214	1050	4.9	62t	9	92	1016	11.0	73	6
1986	16/15	204	830	4.1	25	7	81	624	7.7	48	0
1987	14/14	215	815	3.8	25	3	66	492	7.4	35t	1
Career	78/74	964	4069	4.2	71	34	358	3234	9.0	73	14
Playoffs											
1983	2/2	10	16	1.6	3	1	10	76	7.6	14	0
1984	3/3	33	136	4.1	39	1	11	108	9.8	20	2
1985	1/1	9	23	2.6	8	0	2	18	9.0	14	0
1986	1/1	5	17	3.4	5	0	4	22	5.5	9	0
1987	1/1	7	17	2.4	6	0	9	78	8.7	31	0
Total	8/8	64	209	3.3	39	2	36	302	8.4	31	2

CRAIG'S NFL HONORS: Pro Bowl - 1986, 1988; All-Pro - 1985; NFL Films' NFC West MVP - 1985; NFL Receiving Champ - 1985; Len Eshmont Award - 1985.

CRAIG'S PERSONAL NFL BESTS

RUSHES - 23 (at L.A. Rams - 11-1-87)

RUSHING YARDS - 117 (at Denver - 11-11-85)

LONG RUSH - 71 (at New Orleans - 10-16-83)

TD RUSHES - 3 (vs. Tampa Bay - 12-4-83)

RECEPTIONS - 12 (at Atlanta - 10-6-85 & vs. N.Y.Giants - 12-1-86)

RECEIVING YARDS - 167 (at Atlanta - 10-6-85)

TD RECEPTIONS - 2 (several times including Super Bowl XIX vs. Miami 1-20-85)

LONG RECEPTION - 73 (at L.A. Rams - 10-27-85)

COMBINED RUSHING/RECEIVING YARDS - 195 (at L.A. Rams - 10-27-85 - 63 rushing/132 receiving)

KICKOFF RETURNS - 4 (at N.Y. Giants - 1-4-87)

KICKOFF RETURN YARDS - 48 (at N.Y. Giants - 1-4-87)

LONG KICKOFF RETURN - 16 (at N.Y. Giants - 1-4-87)

CRAIG'S 100-YARD RUSHING GAMES—(4)—117 (at Denver - 11-11-85), 107 (vs. Atlanta - 9-15-85), 104 (at L.A. Rams 11-1-87), and 101 (vs. Atlanta - 11-23-86).

CRAIG'S 100-YARD RECEIVING GAMES—(2)—167 (at Atlanta - 10-6-85) and 132 (at L.A. Rams - 10-27-85).



Derrick Crawford • 83

WIDE RECEIVER • MEMPHIS STATE • 2ND YEAR
HT: 5-10 • WT: 185 • BORN: 9-3-60 • (FA IN '86)

PRO: Hampered by injuries since joining team as explosive receiver-return specialist in USFL.

1987: Broke bone in left foot early in training camp . . . Placed on injured reserve Aug. 11 . . . Remained

on I.R. for entire season.

1986: Signed by 49ers Aug. 12 . . . Injured left shoulder during practice Aug. 14 . . . Placed on injured reserve (shoulder) Aug. 26 . . . Activated Oct. 17 . . . Had three kickoff returns for 64 yards (including '86 team-long 34-yarder), and one reception for eight yards in first NFL action at Atlanta (10-19) . . . **TEAM LEADER** with 15 kickoff returns and 280 yards (18.7 average).

1985: Had 70 receptions and 1,057 yards (15.1 average) to lead Memphis Showboats of USFL . . . Added 263 yards and a TD on 11 kickoff returns (23.9 average) . . . Named All-USFL.

1984: Accounted for 1,237 yards returning 46 kickoffs (26.9 average) . . . Scored on a 97-yard kickoff return . . . Selected team's MVP, and was an All-USFL return specialist.

CAREER: Territorial selection of Showboats in 1984 . . . Selected by 49ers in first round (24th overall) of 1984 supplemental draft.

COLLEGE: Standout receiver and return specialist . . . Ranks fifth in career reception yardage (1,117), and second in average per reception (17.7) . . . His 45 career kickoff returns and 957 kick return yards are second best total's in MSU history . . . Selected second-team All-Metro Conference as a senior in '83.

PERSONAL: Born Derrick Lorenzo Crawford in Memphis, TN . . . Competed in football, basketball, and track at Memphis East High . . . Single, lives in Memphis, TN, and San Mateo, CA.

CRAWFORD'S PRO STATISTICS

Year	G/S	Receiving					Kickoff Returns				
		No.	Yds.	Avg.	Long	TD	Att.	Yds.	Avg.	Long	TD
(USFL)											
1984	18/18	61	703	11.5	44	12	46	1237	26.9	97t	1
1985	18/18	70	1057	15.1	46	9	11	263	23.9	62	1
(San Francisco)											
1986	10/0	5	70	14.0	42	0	15	280	18.7	34	0
1987	0/0	—Did Not Play—									
USFL Total	36/36	131	1760	13.5	46	21	57	1500	26.3	97t	2
NFL Total	10/0	5	70	14.0	42	0	15	280	18.7	34	0
Career	46/36	136	1830	13.4	46	21	72	1780	24.7	97t	2
Playoffs											
(USFL)											
1985	2/2	5	100	20.0	31	0	3	84	28.0	36	0
(San Francisco)											
1986	1/0	0	0	0.0	0	0	0	0	0.0	0	0
1987	0/0	—Did Not Play—									
USFL	2/2	5	100	20.0	31	0	3	84	28.0	36	0
NFL	1/0	0	0	0.0	0	0	0	0	0.0	0	0
Total	3/2	5	100	20.0	31	0	3	84	28.0	36	0

Year	G/S	No.	Punt Returns			
			Yds.	Avg.	Long	TD
(USFL)						
1984	18/18	3	-1	-0.3	1	0
1985	18/18	8	184	23.0	60t	1
(San Francisco)						
1986	10/0	4	15	3.8	9	0
1987	0/0	—Did Not Play—				
USFL Total	36/36	11	183	16.6	60t	1
NFL Total	10/0	4	15	3.8	9	0
Career	46/36	15	198	13.2	60t	1
Playoffs						
(USFL)						
1985	2/2	5	94	18.8	63t	1
(San Francisco)						
1986	1/0	0	0	0.0	0	0
1987	0/0	—Did Not Play—				
USFL	2/2	5	94	18.8	63t	1
NFL	1/0	0	0	0.0	0	0
Total	3/2	5	94	18.8	63t	1

OTHER STATS: RUSHES - 1984 (13 for 27 yards), 1985 (1 for 6 yards), **CAREER** (14 for 33 yards);
TACKLES - 1986 (1 total, 1 solo).

CRAWFORD'S PERSONAL NFL BESTS

RECEPTIONS - 2 (at New Orleans - 11-2-86)
RECEIVING YARDS - 42 (at Washington - 11-17-86)
LONG RECEPTION - 42 (at Washington - 11-17-86)
KICKOFF RETURNS - 3 (twice: at Atlanta - 10-19-86 & vs. N.Y. Giants - 12-1-86)
KICKOFF RETURN YARDS - 68 (vs. N.Y. Giants - 12-1-86)
LONG KICKOFF RETURN - 34 (at Atlanta - 10-19-86)
PUNT RETURNS - 3 (at New Orleans - 11-2-86)
PUNT RETURN YARDS - 14 (at New Orleans - 11-2-86)
LONG PUNT RETURN - 9 (at New Orleans - 11-2-86)



Joe Cribbs • 28

RUNNING BACK • **AUBURN** • **8TH YEAR**
HT: 5-11 • **WT: 193** • **BORN: 1-5-58** • **(TRADE IN '86)**

PRO: Experienced, quiet leader . . . Maintains fine running/receiving skills . . . Willing to pay the price for victory.

1987: Second on team (to Roger Craig) with 70 rushes for 300 yards (4.3 average) . . . Had nine receptions for 70 yards . . . **TEAM LEADER** with 13 kickoff returns for 327 yards (25.2 average) . . . Rushed nine times for 67 yards at Atlanta (10-11), including longest rush as a 49er (20 yards) . . . Injured left knee in third quarter of Falcons contest . . . Missed games vs. St. Louis (10-18) and at New Orleans (10-25) due to that injury . . . Rushed once for no gain at L.A. Rams (11-1) in substitute role that continued through remainder of year . . . Dressed, but did not play vs. Houston (11-8) . . . Totaled 33 rushing yards, including a nine-yard TD, vs. Cleveland (11-29) . . . Had nine rushes for 41 yards vs. Chicago (12-14) . . . Returned kickoff 92 yards for a score vs. Atlanta (12-20) . . . Return followed touchdown-scoring kick return by Falcons' Sylvester Stamps, marking only the third time in NFL history for back-to-back kickoff returns for scores . . . Also had best rushing performance of season (14 atts./61 yds.) against Falcons . . . Returned three kickoffs, had one reception, and had one rushing attempt in NFC Divisional Playoff Game vs. Minnesota (1-9).

1986: Traded to Niners for future draft choices Aug. 19 . . . Began regular season as starting running back . . . Had best receiving game at New Orleans (11-2) with four catches and 87 yards, including season-long 33-yarder . . . First 100-yard game (105) as a Niner vs. St. Louis (11-9) . . . Added four-yard TD run vs. Cardinals . . . Registered second 100-yard game of year at New England (12-14) with season highs of 107 yards and 23 carries . . . Rushed for scores of three and 10 yards against Patriots.

1985: Returned to Buffalo following two seasons with the Birmingham Stallions (1984-85) of the USFL.

1984: Led USFL in its initial season with 1,467 yards, while averaging 4.9 yards per attempt . . . Joined Stallions following four seasons with Bills (1980-83).

1983: Accounted for 1,655 total yards (1,131 rushing/524 receiving) . . . Had career-high 57 receptions . . . Selected to AFC Pro Bowl team.

1982: Had best per-game average in League (90.4), despite missing first two games of strike-shortened year due to contractual problems.

1981: Had career-high 603 receiving yards and seven touchdown catches . . . Recorded second consecutive 1,000-yard season (1,097) . . . Named to AFC Pro Bowl squad.

1980: Selected **AFC Rookie-of-the-Year** by rushing for 1,185 yards and 11 touchdowns.

CAREER: First player selected in second round (29th overall) of 1980 draft by Buffalo Bills . . . Jumped to USFL for 1984-85 seasons . . . Returned to NFL in fall of '85 . . . Sixth ranked active rusher (5,335) in NFC (9th in NFL) entering '88.

COLLEGE: Won four letters and was a two-time All-SEC choice . . . Played in same backfield with William Andrews (Atlanta Falcons) and James Brooks (Cincinnati Bengals) . . . Had 11 games of 200-or-more yards and scored 34 touchdowns for Tigers . . . Played in Hula Bowl and Senior Bowl . . . Earned degree in criminal justice in 1982.

PERSONAL: Born Joe Stanier Cribbs in Sulligent, AL . . . Participated in football, basketball, baseball, and track at Sulligent High . . . Rushed for 345 yards and scored five touchdowns as a sophomore in a win over rival Hamilton High . . . He and wife (Vanessa) have a daughter, Ajai (12-28-81), and a son, Joe Omar (4-5-87) . . . They live in Birmingham, AL.

CRIBBS' PRO STATISTICS

Year	Rushing						Receiving				
	G/S	Att.	Yds.	Avg.	Long	TD	No.	Yds.	Avg.	Long	TD
(Buffalo)											
1980	16/16	306	1185	3.9	48	11	52	415	8.0	21t	1
1981	15/15	257	1097	4.3	35	3	40	603	15.1	65t	7
1982	7/6	134	633	4.7	62	3	13	99	7.6	31	0
1983	16/16	263	1131	4.3	45	3	57	524	9.2	33t	7
(USFL)											
1984	16/16	297	1467	4.9	52	8	39	500	12.8	50t	5
1985	17/17	267	1047	3.9	28	7	41	287	7.0	29	1
(Buffalo)											
1985	10/5	122	399	3.3	16	1	18	142	7.9	23	0
(San Francisco)											
1986	14/11	152	590	3.9	19	5	35	346	9.9	33	0
1987	11/2	70	300	4.3	20	1	9	70	7.8	16	0
USFL Total	33/33	564	2514	4.5	52	15	80	787	9.8	50t	6
NFL Total	89/71	1304	5335	4.1	62	27	224	2199	9.8	65t	15
Career											
Career	122/104	1868	7849	4.2	62	42	304	2986	9.8	65t	21
Playoffs											
(Buffalo)											
1980	1/1	18	53	2.9	9	0	4	36	9.0	11	0
1981	2/2	30	173	5.8	45	3	4	64	16.0	28	0
(USFL)											
1984	2/2	39	284	4.7	14	1	9	118	13.1	29	0
1985	2/2	25	83	3.3	13	1	4	24	6.0	17	0
(San Francisco)											
1986	1/1	12	4	0.3	7	0	1	2	2.0	2	0
1987	1/0	1	-6	-6.0	-6	0	1	7	7.0	7	0
USFL	4/4	64	367	5.7	14	2	13	142	10.9	29	0
NFL	5/4	61	224	3.7	45	3	10	109	10.9	28	0
Total	9/8	125	591	4.7	45	5	23	251	10.9	29	0

OTHER STATS: KICKOFF RETURNS - 1980 (2 for 39 yards), 1987 (13 for 237 yards, 1 TD), **CAREER** (15 for 275 yards, 1 TD); **POSTSEASON KICKOFF RETURNS** - 1986 (3 for 71 yards), 1987 (3 for 28 yards). **POSTSEASON TOTALS** - (6 for 99 yards); **PUNT RETURNS** - 1980 (29 for 154 yards).

CRIBBS' NFL HONORS: AFC Rookie-of-the-Year - 1980; All-Rookie - 1980; All-AFC - 1980, 1983; Pro Bowl - 1980-81, 1983.

CRIBBS' PERSONAL NFL BESTS

RUSHES - 36 (at Kansas City - 12-4-83)

RUSHING YARDS - 185 (at Kansas City - 12-4-83)

LONG RUSH - 62 (at Miami - 12-27-82)

TD RUSHES - 2 (several times)

RECEPTIONS - 9 (several times)

RECEIVING YARDS - 163 (vs. Cleveland - 11-1-81)

TD RECEPTIONS - 3 (vs. Cleveland - 11-1-81)

LONG RECEPTION - 65 (vs. Miami - 10-12-81)

COMBINED RUSHING/RECEIVING YARDS - 248 (vs. Cleveland - 11-1-81 - 85 rushing/163 receiving)

CRIBBS' 100-YARD NFL RUSHING GAMES—(15)—185 (at Kansas City - 12-4-83), 166 (vs. Houston - 9-25-83), 159 (vs. Baltimore 10-4-81), 153 (at New England - 12-13-81), 143 (at Pittsburgh - 12-12-82), 128 (at San Francisco - 12-21-80), 123 (vs. Denver - 11-25-81), 118 (vs. New England - 10-26-80), 110 (vs. Pittsburgh - 11-23-80), 108 (at Miami - 12-27-82), 107 (at New England - 12-14-86), 105 (at Baltimore - 10-16-83), 105 (vs. St. Louis - 11-9-86), 104 (at New England - 1-2-83), and 100 (vs. San Francisco - 12-18-83).

CRIBBS' 100-YARD USFL RUSHING GAMES—(8)—1984 - 7 (6 regular season, 1 playoff), 1985 - 1 (1 regular season).



Randy Cross • 51

CENTER-GUARD • UCLA • 13TH YEAR
HT: 6-3 • WT: 265 BORN: • 4-25-54 • (D-2 IN '76)

PRO: Respected veteran performer . . . Continues steady play and inspirational leadership . . . Important element in team's success.

1987: Proved value and versatility with mid-season position switch . . . Began season as starter at right guard . . . Moved to center late in first quarter at L.A. Rams (11-1), replacing the injured Fred Quillan (concussion) . . . Played remainder of that game, and season at center . . . Hurt left knee on second offensive play vs. Houston (11-8), did not return to action (replaced by Quillan) . . . Injured same knee vs. Cleveland (11-29), again replaced by Quillan . . . Also snapped for punts and placements . . . Had three special teams tackles and recorded a tackle after an intercepted pass.

1986: Spelled Fred Quillan at center in Tampa Bay contest (9-7) . . . Played nearly half of game at center at New Orleans (11-2), and vs. St. Louis (11-9) . . . Played regular right guard spot when not at center . . . Recorded five tackles while covering punts, and one stop following an interception . . . AP second team all-pro.

1985: Started first 15 games of season prior to sustaining ligament tear to left knee in fourth quarter at New Orleans (12-15) . . . Missed season's final contest and wild card playoff game . . . Selected NEA All-NFL and honorable mention AP all-pro.

CAREER: Drafted in second round (42nd overall) of '76 as team's top choice . . . Played center until '78 mid-season left ankle injury removed him from the lineup . . . Moved to right guard upon return, while Quillan took over center spot . . . Selected to Pro Bowl following 1981, '82, and '84 seasons.

COLLEGE: Played guard and center, while starting all games during junior and senior seasons . . . Named to AP and UPI All-America teams . . . Graduated with class of '76, earning degree in political science.

PERSONAL: Born Randall Laureat Cross in Brooklyn, NY . . . Moved to Tarzana, CA, and was a standout griddier at Encino (CA) Crespi High . . .

State high school shot put champion as a senior . . . Son of former television actor Dennis Cross . . . Hosts golf tourney for Ronald McDonald House . . . Was the 49ers' Lite NFL Man-of-the-Year in '85 and the teams' Lite Offensive Lineman-of-the-Year in '86, '87, and '88 . . . He and wife (Patrice) have two daughters—Kelly (11-23-83) and Crystal (12-18-86) . . . They live in Redwood City, CA.

CROSS' PRO STATS: REGULAR SEASON GAMES/STARTS - 1976 (14/10), 1977 (14/14), 1978 (9/9), 1979 (16/16), 1980 (16/16), 1981 (16/16), 1982 (9/8), 1983 (16/16), 1984 (16/16), 1985 (15/15), 1986 (16/16), 1987 (12/12), **CAREER** (169/164); **POSTSEASON GAMES/STARTS** - 1981 (3/3), 1983 (2/2), 1984 (3/3), 1986 (1/1), 1987 (1/1). **POSTSEASON TOTALS** - (10/10).

CROSS' NFL HONORS: All-Rookie - 1976; All-NFC - 1981, 1984; Pro Bowl - 1982-83, 1985; All-Pro - 1981, 1984; All-NFC - 1985.

Kevin Dean • 57

LINEBACKER • TEXAS CHRISTIAN • 2ND YEAR
HT: 6-1 • WT: 235 • BORN: 2-5-65 • (FA IN '87)



PRO: Promising, hard-hitting performer . . . Instinctive ability to get to football.

1987: Signed as rookie free agent during offseason . . . Came on strong during training camp drills and in preseason contests to make final 45-man roster . . . Made three special teams tackles at Cincinnati (9-20) . . . Started at middle linebacker in team's 4-3 defense vs. St. Louis (10-18) . . . Had four tackles in that contest . . . Injured right ankle at New Orleans (10-25) . . . On inactive list for contest at L.A. Rams (11-1) . . . Placed on injured reserve (R ankle) Nov. 3 . . . Listed on I.R. for remainder of year.

COLLEGE: Played first two seasons as stand-up defensive end at TCU . . . Moved to inside linebacker prior to '85 season as a junior; and led team with 139 stops and added one interception . . . Totaled 114 stops (including one quarterback sack) to lead Horned Frogs as a senior in '86.

PERSONAL: Born Kevin James Dean in Newton, TX . . . Played football at Newton High, where he was a two-way all-district performer . . . Relatives who have played in the NFL include former Chargers' and Niners' pass rusher Fred Dean, and Steelers' defensive end Ernie Holmes . . . Single, lives in nearby Sunnyvale, CA.

DEAN'S PRO STATISTICS

Year	G/S	Tot.	Tackles		Sacks	Interceptions	Fum. Rec.
			Solo	Ast.	No./Yds.	No./Yds.	
1987	4/1	7	5	2	0/0	0/0	0
Playoffs							
1987	0/0		—Did Not Play—				

DEAN'S PERSONAL NFL BESTS

TOTAL TACKLES - 4 (vs. St. Louis - 10-18-87)
SOLO - 4 (vs. St. Louis - 10-18-87)
ASSISTS - 2 (at Cincinnati - 9-20-87)



Doug DuBose • 25

RUNNING BACK • NEBRASKA • 1ST YEAR
HT: 5-11 • WT: 190 • BORN: 3-14-64 • (FA IN '87)

PRO: Clever, jet-stream runner . . . Has ability to make tacklers miss . . . Adept pass receiver.

1987: Signed with 49ers as rookie free agent after not being drafted . . . Impressive in early preseason contests . . . Injured right shoulder in final preliminary contest at Seattle (9-4) . . . Placed on injured reserve Sept. 8 . . . Activated off I.R. Oct. 17 . . . Saw first NFL action vs. St. Louis (10-18) . . . Rushed seven times for 24 yards and caught four passes for 37 yards against Cardinals . . . Followed that performance with three rushes for nine yards at New Orleans (10-25) in last action of year . . . On inactive list Weeks 8-15, but continued to practice with team . . . Placed on I.R. Dec. 17 following surgery on left knee.

COLLEGE: Preseason injury to left knee deprived Heisman Trophy candidate of senior campaign . . . Had back-to-back 1,000-yard seasons in 1984 and '85 . . . Big Eight rushing champ in '84 with 1,040 yards . . . Scored eight rushing touchdowns while starting just one game . . . Had 1,161 yards and eight touchdowns as a junior in '85 . . . Amassed that total in just nine games, missing two contests due to left knee injury . . . Averaged 25.3 yards on 15 kickoff returns in 1984-85.

PERSONAL: Born Donald Douglas DuBose in Uncastleville, CT, and played football at Montville (CT) High, where he led state in rushing (1,702) and scoring (25 TDs) as a senior . . . Is single and lives in Foster City, CA.

DUBOSE'S PRO STATISTICS

Year	G/S	Att.	Rushing				Receiving				
			Yds.	Avg.	Long	TD	No.	Yds.	Avg.	Long	TD
1987	2/0	10	33	3.3	11	0	4	37	9.3	14	0
Playoffs			—Did Not Play—								
1987	0/0		—Did Not Play—								

DUBOSE'S PERSONAL NFL BESTS

RUSHES - 7 (vs. St. Louis - 10-17-87)
RUSHING YARDS - 24 (vs. St. Louis - 10-17-87)
LONG RUSH - 11 (vs. St. Louis - 10-17-87)
RECEPTIONS - 4 (vs. St. Louis - 10-17-87)
RECEIVING YARDS - 37 (vs. St. Louis - 10-17-87)
LONG RECEPTION - 14 (vs. St. Louis - 10-17-87)



Bo Eason • 26

SAFETY • UC-DAVIS • 5TH YEAR
HT: 6-2 • WT: 205 • BORN: 3-10-61 • (TRADE IN '88)

PRO: Tough, intimidating hitter . . . Will make safety position much more competitive . . . Acquired by San Francisco from Houston Oilers June 6, 1988 in exchange for future considerations.

1987: Did not play first 13 weeks of season, while recovering from

surgery on right knee . . . Played in final three regular season contests and both playoff games . . . Had one special teams stop during postseason action.

1986: Started first nine games, prior to sustaining right foot/ankle/knee sprain at Miami (11-2) . . . Placed on injured reserve for final seven games of season . . . Had two contests of 10-or-more tackles . . . Finished fourth in stops among secondary, despite missing final seven games.

1985: Broke into starting lineup following heavy offseason conditioning program . . . Tackle total (135) led secondary . . . Had career-best 55-yard interception return vs. Cincinnati (10-20) . . . Recorded 10 tackles, including a sack, and two pass interceptions vs. San Diego (11-24).

CAREER: Selected by Houston in second round (54th overall) of '84 draft . . . Played in first eight games that season before injuring right knee, requiring surgery . . . Returned to active roster following four-week minimum stay on injured reserve . . . First professional start at L.A. Rams (12-9).

COLLEGE: AP "Little" All-America in '83 . . . Also All-NCAC in 1982-83 . . . Team captain as junior and senior . . . Had six interceptions in each of last two seasons . . . Returned three pick-offs for scores . . . Majored in political science.

PERSONAL: Born James Lawrence Eason in Blythe, CA, but played football, basketball, and baseball at Clarksburg (CA) Delta High . . . Brother, Tony, is quarterback for New England Patriots . . . Nickname "Bo" is short for "Jimbo" derived from first name of James.

EASON'S PRO STATISTICS

Year (Houston)	G/S	Tot.	Tackles		Interceptions		Pass Def.	Fum. Rec.
			Solo	Ast.	No./Yds.			
1984	10/1	35	18	17	1/20	2	1	
1985	16/16	135	89	46	3/55	5	0	
1986	9/9	62	37	25	2/16	4	1	
1987	3/0	0	0	0	0/0	0	0	
Career	38/26	232	144	88	6/91	11	2	
Playoffs								
(Houston)								
1987	2/0	1	1	0	0/0	0	0	
Total	2/0	1	1	0	0/0	0	0	

OTHER STATS: SACKS - 1984 (1), 1985 (2), **CAREER** (3).

EASON'S PERSONAL NFL BESTS

TOTAL TACKLES - 16 (vs. Pittsburgh - 11-17-85)

SOLO - 12 (vs. Pittsburgh - 11-17-85)

ASSISTS - 5 (twice: at Buffalo - 11-10-85 & at Cincinnati - 12-1-85)

INTERCEPTIONS - 2 (vs. San Diego - 11-24-85)

INTERCEPTION RETURN YARDS - 55 (vs. Cincinnati - 10-20-85)

LONG INTERCEPTION RETURN - 55 (vs. Cincinnati - 10-20-85)



Riki Ellison • 50

LINEBACKER • SOUTHERN CALIFORNIA • 6TH YEAR
HT: 6-2 • WT: 225 • BORN: 8-15-60 • (D-5 IN '83)

PRO: Intense, determined competitor . . . Hyperactive performer . . . Student of game.

1987: Credited with four tackles prior to breaking right forearm on Steelers' final drive in season opener at Pittsburgh . . . Placed on injured reserve Sept. 14 . . . Missed next 12 contests, ending then-longest consecutive starting streak on team at 63 games . . . Activated from I.R. Dec. 17 . . . Subbed in final two regular season contests . . . Recorded two stops in season finale vs. L.A. Rams (12-27) . . . Played in NFC Divisional Playoff Game vs. Minnesota (1-9).

1986: His 77 total tackles tied Ronnie Lott for second on team, trailing only Carlton Williamson's 78 . . . Totals were more impressive considering Ellison did not play on most passing downs . . . Made arguably the "defensive play-of-the-year" hurdling lead blocker to tackle Eric Dickerson in Rams backfield for one-yard loss in season finale (12-19).

1985: TEAM LEADER with 106 total tackles . . . Only linebacker to start all games . . . Tied for **TEAM LEADERSHIP** with two fumble recoveries . . . Tied personal best with 13 stops at L.A. Raiders (9-22).

1984: TEAM LEADER with 95 total tackles and four forced fumbles . . . Recorded an interception in NFC Divisional Playoff Game at N.Y. Giants (12-29).

1983: Leader among linebackers, and third overall, with 79 total tackles . . . Starter in first game of his professional career . . . Had two interceptions in NFC Divisional Playoff Game vs. Detroit (12-31).

CAREER: Fifth-round 49ers' draft choice (117th overall) in 1983 . . . Although hampered by injuries during collegiate career, played in first 71 games (including playoffs) of professional career, starting 70 of those contests, prior to '87 season.

COLLEGE: Led Trojans' with 131 tackles as a senior (1982) . . . Missed all of '81 season, recovering from knee surgery . . . Registered 59 tackles as a junior and 96 stops during sophomore season . . . Starter on 1978 national championship team that defeated Michigan, 17-10, in Rose Bowl (1-1-79) . . . College career marred by four knee surgeries (three on left knee) . . . Earned two degrees: physical education and international relations.

PERSONAL: Born Riki Morgan Ellison in Christchurch, New Zealand . . . Changed name to Gray when his mother remarried, but later (1983) changed name back to Ellison . . . Played football at Tucson (AZ) Amphitheater High . . . Recently moved to Portola Valley, CA, with wife (Sheila . . . a former USC song girl) and two daughters—Wesley (3-6-85) and Brooke Elizabeth (6-24-86) . . . The couple is expecting a third child in October . . . Riki spent '88 offseason working as a Strategic Defense Research Analyst for Lockheed Aircraft, a major defense contractor in nearby Sunnyvale, CA.

ELLISON'S PRO STATISTICS

Year	G/S	Tot.	Tackles		Sacks		Interceptions	Fumbles
			Solo	Ast.	No./Yds.	No./Yds.	Rec./Yds.	
1983	16/15	79	53	26	0/0	0/0	0/0	
1984	16/16	95	59	36	2/13	0/0	0/0	
1985	16/16	106	67	39	1/8	0/0	2/7	
1986	16/16	77	53	24	0/0	0/0	1/0	
1987	3/1	6	4	2	0/0	0/0	0/0	
Career	67/64	363	236	127	3/21	0/0	3/7	
Playoffs								
1983	2/2	16	9	7	0/0	2/8	0/0	
1984	3/3	14	11	3	0/0	1/12	0/0	
1985	1/1	5	4	1	0/0	0/0	0/0	
1986	1/1	5	5	0	0/0	0/0	0/0	
1987	1/0	0	0	0	0/0	0/0	0/0	
Total	8/7	40	29	11	0/0	3/20	0/0	

ELLISON'S NFL HONORS: All-Rookie - 1983.

ELLISON'S PERSONAL NFL BESTS

TOTAL TACKLES - 13 (twice: vs. Atlanta - 9-30-84 & L.A. Raiders - 9-22-85)
SOLO - 8 (at L.A. Raiders - 9-22-85)
ASSISTS - 7 (several times)
SACKS - 1 (several times)
YARDS - 12 (vs. New York Giants - 10-8-84)
INTERCEPTIONS - 2 (vs. Detroit - 12-31-83)
INTERCEPTION RETURN YARDS - 12 (vs. New York Giants - 12-29-84)
PASSES DEFENSED - 2 (at L.A. Rams 10-28-84)
FORCED FUMBLES - 2 (at L.A. Rams - 10-28-84)
FUMBLE RECOVERIES - 1 (several times)

Kevin Fagan • 75

DEFENSIVE TACKLE • MIAMI (FLA.) • 2ND YEAR
HT: 6-3 • WT: 260 • BORN: 4-25-63 • (D-4C IN '86)

PRO: Hard-nosed player . . . Possesses unusual speed and agility for size . . . Developing from "project" player to solid performer.

1987: Recorded two tackles in first NFL action at Pittsburgh (9-13), while playing mainly in passing situations . . . First start of NFL career came at right end at Cincinnati (9-20), as team opened in four-man line . . . Recorded two tackles, including fourth-down stop of James Brooks that gave Niners the ball with :02 remaining in contest, and eventually led to game-winning touchdown . . . On inactive list Weeks 7-9 with right hamstring injury . . . Had six tackles, including five-yard sack in starting role vs. New Orleans (11-15) . . . On inactive list Week 11 due to right hamstring injury . . . Played Week 12 vs. Cleveland (11-29), but back on inactive list due to hamstring Week 13 . . . Had two-yard sack and recovered a fumble vs.



FAGAN, Cont.

Chicago (12-14) . . . Had six stops vs. L.A. Rams (12-27) . . . Led defensive linemen with eight tackles in NFC Divisional Playoff Game vs. Minnesota (1-9).

CAREER: Third of three fourth-round selections (102nd overall) by San Francisco in 1986 . . . Came to summer training camp although still recovering from right knee surgery . . . Placed on "non football injury" list . . . Did not play a down the entire season while recovering from surgery.

COLLEGE: Selected All-South following sophomore and junior seasons, but suffered through injury-plagued senior year . . . Led defensive linemen with 51 tackles, including 10 for losses in '84 . . . Tied for team leadership with three sacks that season . . . Played more than any defensive lineman during Miami's national championship season of '83 . . . Had two sacks and nine total tackles in Orange Bowl victory over Nebraska (1-1-84) . . . Pulled hip muscle in second game of senior year, limiting play entire season . . . Majored in criminal justice and set a Miami mark with 550-pound bench press.

PERSONAL: Born Kevin Scott Fagan in Lake Worth, FL . . . Attended Lake Worth Leonard High . . . Set school records in the shot put and discus at Leonard, while earning all-conference honors in football . . . Single, lives in Lake Worth, FL.

FAGAN'S PRO STATISTICS

Year	G/S	Tot.	Tackles		Sacks	Interceptions	Fumbles
			Solo	Ast.	No./Yds.	No./Yds.	Rec./Yds.
1987	7/2	20	11	9	2/7	0/0	1/6
Playoffs							
1987	1/0	8	3	5	0/0	0/0	0/0

FAGAN'S PERSONAL NFL BESTS

TOTAL TACKLES - 8 (vs. Minnesota - 1-9-88)

SOLO - 4 (vs. New Orleans - 11-15-87)

ASSISTS - 5 (twice: vs. L.A. Rams - 12-27-87 & vs. Minnesota - 1-9-88)

SACKS - 1 (vs. New Orleans - 11-15-87 & vs. Chicago - 12-14-87)

YARDS - 5 (vs. New Orleans - 11-15-87)

FUMBLE RECOVERIES - 1 (vs. Chicago - 12-14-87)

LONG FUMBLE RETURN - 6 (vs. Chicago - 12-14-87)

PRONUNCIATION GUIDE

PLAYERS

Sapolu	SA-pole-low
Wersching	WUR-shing
Fahnhorst	FON-horst
Holmoe	HOL-mo
Gagliano	GAG-lee-on-oh

Jim Fahnhorst • 55

LINEBACKER • **MINNESOTA** • **5TH YEAR**
HT: 6-4 • **WT: 230** • **BORN: 11-8-58** • **(FA IN '84)**



PRO: Solid, consistent athlete . . . Continues to improve at vital position in team's defense . . . Hard worker.

1987: Waived Sept. 7 as one of 49ers' final cuts as team reduced to 45-man roster just prior to start of regular season play . . . Re-signed Sept. 14 to replace injured Riki Ellison, who had broken right foreman in season opener at Pittsburgh (9-13) . . . Started the following week at Cincinnati (9-20) and recorded seven tackles . . . Started all remaining regular season games and NFC Divisional Playoff Game vs. Minnesota (1-9) . . . Intercepted a pass vs. Houston (11-8).

1986: Lost 10 pounds prior to start of training camp . . . Replaced Michael Walter as starting inside linebacker vs. New Orleans (9-21) . . . Started all remaining games except at Washington (11-17), when replaced by Walter . . . Furthered reputation as ball hawk by leading linebackers with four interceptions . . . Returned an interception a career-long 46 yards to one-yard line at New Orleans (11-2).

1985: Recorded 22 total tackles while playing mainly on special teams . . . Started Weeks 14-15, replacing injured Michael Walter.

1984: Tore medial collateral ligament of right knee in second start of year during Week 15 (at Atlanta, 12-2) . . . Missed final regular season game, and all postseason action.

CAREER: Originally a fourth-round selection (92nd overall) of Minnesota Vikings in 1982 . . . Played two seasons in USFL with Chicago (1983) and Arizona (1984) . . . **TEAM LEADER** with Blitz in '83, registering 155 total tackles . . . His Arizona team played in USFL Championship Game in '84 . . . Signed offer sheet submitted by San Francisco in June '84, offer not matched by Vikings.

COLLEGE: Four-year letterman, and All-Big Ten selection as a senior ('81) at Minnesota . . . Named Defensive Player-of-the-Year for Gophers in '81 . . . Played in Blue-Gray Game and Olympia Gold Bowl . . . Majored in psychology.

PERSONAL: Born James John Fahnhorst in St. Cloud, MN . . . Lettered in football and basketball at St. Cloud Technical High . . . Is younger brother of former 49ers' offensive tackle Keith Fahnhorst (1974-87) . . . During the '88 offseason, Jim completed his college education at University of San Francisco—earning a degree in psychology . . . He and wife (Kim) have a daughter, Jamie Lynn (2-4-87) . . . The family lives in Foster City, CA.

FAHNHORST'S PERSONAL NFL BESTS

TOTAL TACKLES - 9 (at Atlanta - 10-19-86)

SOLO - 9 (at Atlanta - 10-19-86)

ASSISTS - 4 (vs. New Orleans - 9-16-84)

SACKS - 1 (vs. Atlanta - 11-23-86)

YARDS - 9 (vs. Atlanta - 11-23-86)

INTERCEPTIONS - 1 (several times)

INTERCEPTION RETURN YARDS - 46 (at New Orleans - 11-2-86)

LONG INTERCEPTION RETURN - 46 (at New Orleans - 11-2-86)

PASSES DEFENSED - 2 (at Cleveland - 11-11-84)

FAHNHORST'S PRO STATISTICS

Year (USFL)	G/S	Tackles			Sacks	Interceptions	Fumbles
		Tot.	Solo	Ast.	No./Yds.	No./Yds.	Rec./Yds.
1983	18/18	155	90	65	1/9	1/19	4/6
1984	18/18	109	72	37	3/21	1/0	0/0
(San Francisco)							
1984	14/2	55	35	20	0/0	2/9	0/0
1985	15/2	22	20	2	0/0	0/0	0/0
1986	16/14	47	34	13	1/9	4/52	0/0
1987	11/10	50	38	12	0/0	1/0	0/0
USFL Total	36/36	264	162	102	4/30	2/19	4/6
NFL Total	56/28	174	127	47	1/9	7/61	0/0
Career	92/64	438	289	149	5/39	9/80	4/6
Playoffs							
(USFL)							
1983	1/1	11	10	1	0/0	0/0	1/0
1984	3/3	24	20	4	0/0	1/0	0/0
(San Francisco)							
1984	0/0	—Did Not Play—					
1985	1/0	3	3	0	0/0	0/0	0/0
1986	1/1	4	4	0	0/0	0/0	0/0
1987	1/1	3	3	0	0/0	0/0	0/0
USFL	4/4	35	30	5	0/0	1/0	1/0
NFL	3/2	10	10	0	0/0	0/0	0/0
Total	7/6	45	40	5	0/0	1/0	1/0



Terrence Flagler • 35

RUNNING BACK • CLEMSON • 2ND YEAR
HT: 6-0 • WT: 200 • BORN: 9-24-64 • (D-1B IN '87)

PRO: Youthful runner who flashed signs of potential in limited duty . . . Also adept pass receiver out of backfield.

1987: Had surgery on left knee prior to training camp . . . Came along slowly during preseason action and played sparingly during early portion of year . . . Recorded first NFL start at New Orleans (10-25) . . . Had four rushes for eight yards and one catch for 24 yards in that contest . . . On inactive list from Week 8 at L.A. Rams (11-1) to conclusion of year . . . Sixth running back taken behind: Alonzo Highsmith (3rd—Houston), Brent Fullwood (4th—Green Bay), D.J. Dozier (14th—Minnesota), Paul Palmer (19th—Kansas City), Roger Vick (21st—N.Y. Jets), and 25th overall pick in first round of '87 draft . . . Second player selected by San Francisco in first round of '87 draft (behind Harris Barton—North Carolina—22nd overall).

COLLEGE: Football Writers Association All-America, and runner-up for ACC Player-of-the-Year as a senior in '86 . . . Led team with 1,258 rushing yards . . . Totaled 13 scores (10 rushing/3 receiving) . . . Set 11 school records in '86, including one for registering 274 all-purpose yards against Wake Forest . . . First player in Tigers' history to gain 200-or-more rushing yards twice in the same season (210 vs. Virginia, 209 vs. Wake Forest) . . . Third leading rusher on team in 1985 . . . Served as back-up to Kenny Flowers (1987 second-round selection by Atlanta) during most of '85 season . . . Subbed for Flowers during majority of '84 season, but did start two games that year . . . Played in only two games in '83, redshirted remainder of season.

PERSONAL: Born R. Terrence Flagler in New York, NY, but family moved to Fernandia Beach (FL) when Terrence was a youngster . . . Won state rushing titles in junior and senior seasons at Fernandia Beach High . . . Son of a minister . . . Single, lives in San Carlos, CA.

FLAGLER'S PRO STATISTICS

Year	G/S	Rushing					Receiving				
		Att.	Yds.	Avg.	Long	TD	No.	Yds.	Avg.	Long	TD
1987	3/1	6	11	1.8	5	0	2	28	14.0	24	0
Playoff											
1987	0/0						—Did Not Play—				

OTHER STATS: KICKOFF RETURNS - 1987 (3 for 31 yards).

FLAGLER'S PERSONAL NFL BESTS

- RUSHES** - 4 (at New Orleans - 10-25-87)
- RUSHING YARDS** - 8 (at New Orleans - 10-25-87)
- LONG RUSH** - 5 (at New Orleans - 10-25-87)
- RECEPTIONS** - 1 (twice: at Cincinnati - 9-20-87 & at New Orleans - 10-25-87)
- RECEIVING YARDS** - 24 (at New Orleans - 10-25-87)
- LONG RECEPTION** - 24 (at New Orleans - 10-25-87)
- KICKOFF RETURNS** - 2 (at Cincinnati - 9-20-87)
- KICKOFF RETURN YARDS** - 27 (at Cincinnati - 9-20-87)
- LONG KICKOFF RETURN** - 16 (at Cincinnati - 9-20-87)

John Frank • 86

TIGHT END • OHIO STATE • 5TH YEAR
HT: 6-3 • WT: 225 • BORN: 4-17-62 • (D-2 IN '84)

PRO: Combined mental intensity with aggressive physical play . . . Continues to mature and strengthen overall game.

1987: Started year as back-up performer . . . Caught a one-yard TD in season opener at Pittsburgh (9-13) . . . Caught two passes for 11 yards, including a two-yard touchdown at L.A. Rams (11-1) . . . Had career-long 22-yard catch vs. New Orleans (11-15) . . . Bettered that with a 27-yarder, while establishing personal bests with six receptions and 76 yards in starting role vs. Cleveland (11-29) . . . Remained in starting lineup beginning with Browns' contest . . . Had five catches for 74 yards, including an 11-yard TD reception vs. L.A. Rams (12-27) . . . Caught more passes (26)



FRANK, Cont.

than in entire career (23), and yardage total (296) was more than 100 yards better than career sum (171) . . . Had 16-yard touchdown reception in NFC Divisional Playoff Game vs. Minnesota (1-9) . . . Added four special teams tackles.

1986: Scored a touchdown on 10-yard catch in season opener at Tampa Bay (9-7) . . . Started, and had best overall game of year at Atlanta (10-19) . . . Made three-yard scoring grab vs. Saints (11-2) . . . Played on most special teams units, recording 11 total tackles.

1985: Equaled rookie season with seven receptions good for 50 yards and one touchdown . . . Started three games when San Francisco opened with two-tight end sets . . . Recorded nine tackles while playing special teams.

CAREER: Second-round selection (56th overall) in '84 . . . Scored first professional touchdown on initial NFL reception at N.Y. Giants on nationally televised Monday night contest (10-6-84) . . . Did not play in Super Bowl XIX due to right elbow injury, suffered in NFC Championship Game vs. Chicago (1-6-85).

COLLEGE: Finished career second among all-time Buckeye receivers (first among tight ends) with 121 catches . . . Selected All-Big Ten in junior and senior seasons . . . Named co-captain and team's Most Valuable and Most Inspirational Player during senior year (1983) . . . Honored as academic All-America in 1982-83, as a pre-med major.

PERSONAL: Born John E. Frank in Mt. Lebanon, PA, and attended Mt. Lebanon High . . . Spent the last four offseasons at Ohio State Medical School . . . Selected twice by CBS to the "All-Madden" team.

FRANK'S PRO STATISTICS

Year	G/S	No.	Receiving			Long	TD
			Yds.	Avg.			
1984	15/2	7	60	8.6	21	1	
1985	16/3	7	50	7.1	14	1	
1986	16/6	9	61	6.8	17	2	
1987	12/6	26	296	11.4	27	3	
Career	59/17	49	467	9.5	27	7	
Playoffs							
1984	2/0	0	0	0.0	0	0	
1985	1/0	3	25	8.3	15	0	
1986	1/0	0	0	0.0	0	0	
1987	1/1	1	16	16.0	16	1	
Total	5/1	4	41	10.3	16	1	

FRANK'S PERSONAL NFL BESTS

RECEPTIONS - 6 (vs. Cleveland - 11-29-87)

RECEIVING YARDS - 76 (vs. Cleveland - 11-29-87)

TD RECEPTIONS - 1 (several times)

LONG RECEPTION - 27 (vs. Cleveland - 11-29-87)

KICKOFF RETURNS - 1 (several times)

KICKOFF RETURN YARDS - 16 (at Washington - 11-17-86)

RUSHES - 1 (vs. L.A. Rams - 12-27-87)

RUSHING YARDS - 2 (vs. L.A. Rams - 12-27-87)

OTHER STATS: RUSHES - 1986 (1 for -3 yards), 1987 (1 for 2 yards), **CAREER** (2 for -1 yards); **TACKLES** - 1984 (7 total, 5 solo), 1985 (10 total, 8 solo), 1986 (12 total, 9 solo), 1987 (4 total, 4 solo), **CAREER** (33 total, 26 solo); **POSTSEASON TACKLES** - 1985 (1 total, 1 solo), 1986 (1 total, 1 solo), **POSTSEASON TOTALS** - (2 total, 2 solo).

Jeff Fuller • 49

SAFETY • **TEXAS A&M** • **5TH YEAR**
HT: 6-2 • **WT: 216** • **BORN: 8-8-62** • **(D-5B IN '84)**



PRO: Exceptionally gifted athletic specimen . . . Among fastest and strongest players on team . . . Vertical leaping ability may be unmatched by teammates . . . Should vie for Pro Bowl recognition in '88.

1987: Relieved of 'nickel' back duties and moved into starting lineup at strong safety (replacing Carlton Williamson) in Week 2 at Cincinnati (9-20) . . . Had six total tackles in that contest . . . Forced to move into starting free safety position at Atlanta (10-11) . . . Recorded a safety by sacking Falcons quarterback in end zone . . . Had career-high 11 total tackles and forced a fumble the following week vs. St. Louis (10-11) . . . Moved back to strong safety beginning at New Orleans (10-25) . . . Had seven total tackles and a forced fumble vs. Chicago (12-14) . . . Equaled that tackle total and had a pass defended vs. Atlanta (12-20) . . . **TEAM LEADER** with three fumble recoveries . . . Tackle total (80) was second only to Michael Walter's 94 among team's defenders . . . Recorded four tackles, three passes defended, and returned interception (48 yards) for a score in NFC Divisional Playoff Game vs. Minnesota (1-9).

1986: Second consecutive season leading non-starting defenders in change of possession plays with four, all interceptions . . . Placed on injured reserve Sept. 10, following arthroscopic surgery on right knee . . . Suffered stress fracture of right foot while on I.R. . . . Activated from injured reserve Nov. 22 . . . Intercepted a pass in next three consecutive contests . . . Had three passes defended and a sack in season finale vs. L.A. Rams (12-19).

1985: Had most change of possession plays (three) of any non-starting defender: two forced fumbles, and an interception . . . Big game at Washington (12-1): three tackles, a pass defended, and a 12-yard sack that resulted in a fumble (scooped up by Keena Turner and returned 65 yards for a TD).

CAREER: Second of two fifth-round choices (139th overall) in '84 by San Francisco (Michael Carter was other pick) . . . Played 'nickel' linebacker most of year, but started final game of season (vs. L.A. Rams, 12-14) at free safety, replacing injured Ronnie Lott.

COLLEGE: Led team with 90 total tackles as a junior . . . Also had four interceptions and two sacks that season, his first at linebacker, following two years as a defensive back . . . Recorded 55 stops, three interceptions as a senior in '83 . . . Majored in industrial education.

PERSONAL: Born Jeffery Avery Fuller in Dallas, TX, and played football at Dallas Roosevelt High . . . Vertical leap of more than 40 inches . . .

FULLER, Cont.

Dunkmaster of 49ers' offseason basketball team . . . Also an avid bowler . . . Single, lives in San Carlos, CA.

FULLER'S PRO STATISTICS

Year	G/S	Tot.	Tackles		Sacks	Interceptions	Fumbles
			Solo	Ast.	No./Yds.	No./Yds.	Rec./Yds.
1984	13/1	30	21	9	1.5/17.5	1/38	0/0
1985	16/0	33	26	7	2/18	1/4	0/0
1986	6/0	15	13	2	2.5/33	4/44	0/0
1987	14/13	80	60	20	1/8	0/0	3/0
Career	49/14	158	120	38	7/76.5	6/86	3/0
Playoffs							
1984	3/0	8	4	4	0/0	0/0	0/0
1985	1/0	6	6	0	0/0	0/0	0/0
1986	1/0	2	2	0	0/0	0/0	0/0
1987	1/1	4	2	2	0/0	1/48	0/0
Total	6/1	20	14	6	0/0	1/48	0/0

OTHER STATS: PASSES DEFENSED - 1984 (4), 1985 (5), 1986 (7), 1987 (9), **CAREER** (25); **POSTSEASON PASSES DEFENSED** - 1984 (1), 1987 (3), **POSTSEASON TOTALS** (4); **SAFETIES** - 1987 (1).

FULLER'S PERSONAL NFL BESTS

TOTAL TACKLES - 11 (vs. St. Louis - 10-18-87)

SOLO - 6 (twice: at N.Y. Giants - 12-29-85 & at New Orleans - 10-25-87)

ASSISTS - 6 (vs. St. Louis - 10-18-87)

SACKS - 1 1/2 (vs. Minnesota - 12-8-84)

YARDS - 17 1/2 (vs. Minnesota - 12-8-84)

INTERCEPTIONS - 1 (several times)

INTERCEPTION RETURN YARDS - 48 (vs. Minnesota - 1-9-88)

LONG INTERCEPTION RETURN - 48t (vs. Minnesota - 1-9-88)

PASSES DEFENSED - 3 (twice: vs. L.A. Rams - 12-19-86 & vs. Minnesota - 1-9-88)

FORCED FUMBLES - 1 (several times)

FUMBLE RECOVERIES - 3 (several times)

SAFETIES - 1 (at Atlanta - 10-11-87)

Bob Gagliano • 11

QUARTERBACK • **UTAH STATE** • **6TH YEAR**
HT: 6-3 • **WT: 195** • **BORN: 9-5-58** • **(FA IN '86)**

PRO: Quality back-up quarterback . . . Has performed well when called upon.

1987: Started strike replacement contest at N.Y. Giants (10-5) . . . First start of NFL career . . .

Completed 12 of 21 passes for 150 yards against Giants . . . Hit on four of eight passes for 79 yards the following week at Atlanta (10-11) . . . Totals against Falcons included NFL-long 50-yard completion and first NFL scoring toss (two-yarder) . . . On inactive list Weeks 7-14 . . . Played in final minutes of game vs. Atlanta (12-20), but did not throw a pass . . . Back on inactive list for season finale vs. L.A. Rams (12-27), and NFC Divisional Playoff Game vs. Minnesota (1-9).

1986: Returned to NFL after two seasons with the Denver Gold (USFL) . . . On Niners' roster for one game (at New Orleans, 11-2) . . . Released by San Francisco Nov. 7.

1985: Fourth ranked passer in USFL's Western Conference (2,695 yards), despite not becoming starter until midway through season . . . Threw 13 touchdowns while leading Denver to playoff spot . . . Teamed with Vince Evans to give Gold third highest passing yardage in USFL that season.

1984: Joined Gold four games into season after rights were obtained from San Antonio Gunslingers.

CAREER: Selected by Kansas City in 12th round (319th overall) of '81 draft . . . Completed only 1982 pass attempt on final play of season vs. San Francisco . . . Served as third-string quarterback for Kansas City Chiefs during 1983, but saw action in just one contest that year.

COLLEGE: Earned All-America honors at Glendale (CA) Jr. College in 1977, prior to transferring to United States International University in '79 . . . Established school record at USIU as he threw for more than 2,200 yards . . . Transferred to Utah State after USIU dropped its football program following '79 season . . . Set Aggies single-season passing record with 2,365 yards in 1980 . . . Added 20 touchdown passes that season.

PERSONAL: Born Robert Frank Gagliano (pronounced: "Gal-lee-on-oh") in Los Angeles, CA, and participated in football, basketball, and tennis at Glendale (CA) Hoover High . . . Single, lives in Ventura, CA.

GAGLIANO'S PRO STATISTICS

Passing

Year	G/S	Att.	Comp.	Yds.	Pct.	Int.	Long	TD
(Kansas City)								
1981	0/0	0	0	0	.000	0	0	0
1982	1/0	1	1	7	1.000	0	0	0
1983	1/0	0	0	0	.000	0	0	0
(USFL)								
1984	7/1	31	20	236	.645	1	36	2
1985	18/12	358	205	2695	.579	17	69	13
(San Francisco)								
1986	1/0	0	0	0	.000	0	0	0
1987	3/1	29	16	229	.552	1	50	1
USFL Total	25/13	389	225	2931	.579	17	69	15
NFL Total	6/1	30	17	236	.556	1	50	1
Career	31/14	419	242	3167	.577	18	69	16
Playoffs								
(USFL)								
1985	1/0	8	6	80	.750	1	22t	1
(San Francisco)								
1986	0/0	—Did Not Play—						
1987	0/0	—Did Not Play—						
USFL	1/0	8	6	80	.750	1	22t	1
NFL	0/0	0	0	0	.000	0	0	0
Career	1/0	8	6	80	.750	1	22t	1

GAGLIANO, Cont.

OTHER STATS: RUSHING - 1984 (1 for 7 yards); 1985 (34 for 111 yards, 2 TDs); **CAREER** (35 for 118 yards, 2 TDs).

GAGLIANO'S PERSONAL NFL BESTS

PASSES ATTEMPTED - 21 (at N.Y. Giants - 10-5-87)

COMPLETIONS - 12 (at N.Y. Giants - 10-5-87)

PASSING YARDS - 150 (at N.Y. Giants - 10-5-87)

TD PASSES - 1 (at Atlanta - 10-11-87)

LONG PASS - 50 (to Terry Greer - at Atlanta - 10-11-87)

LONG TD PASS - 5 (at Atlanta - 10-11-87)

INTERCEPTIONS - 1 (at Atlanta - 10-11-87)



Clyde Glover • 93

DEFENSIVE END • FRESNO STATE • 2ND YEAR
HT: 6-6 • WT: 280 • BORN: 7-16-60 • (FA IN '87)

PRO: Willing, aggressive player . . . Has added additional bulk and strength to frame.

1987: One of 49ers' final cuts during preseason . . . Returned to roster during strike replacement games . . . Started at N.Y. Giants (10-5) . . . Recorded two sacks the following week at Atlanta (10-11) . . . Played extensively on team's short yardage and goal line defense for remainder of year.

CAREER: Played with Toronto (CFL) in '85 . . . In camp with San Francisco in '86.

COLLEGE: Two-year starter . . . Came to Bulldogs from Walla Walla (WA) JC . . . Had 25 total tackles, including eight sacks as junior in '82 . . . Member of 11-2 team that won California Bowl that season . . . Hampered by injuries as a senior in '83 . . . Still totaled four sacks and had a fumble recovery that season.

PERSONAL: Born Clyde Glover in New Orleans, LA, but played football at Las Vegas (NV) Sunset High . . . Single, lives in Redwood City, CA.

GLOVER'S PRO STATISTICS

Year	G/S	Tot.	Tackles		Sacks	Interceptions	Fum. Rec.
			Solo	Ast.	No./Yds.	No./Yds.	
1987	13/1	11	7	4	3/33	0/0	0
Playoffs							
1987	1/0	0	0	0	0/0	0/0	0

GLOVER'S PERSONAL NFL BESTS

TOTAL TACKLES - 3 (at Atlanta - 10-11-87)

SOLO - 2 (several times)

ASSISTS - 2 (vs. St. Louis - 10-18-87)

SACKS - 2 (at Atlanta - 10-11-87)

YARDS - 23 (at Atlanta - 10-11-87)

PASSES DEFENSED - 1 (vs. Atlanta - 12-20-87)

Niners' Notes

On October 4, 1959, Y.A. Tittle's pass against the Los Angeles Rams was partially blocked. Tittle caught his own pass and ran for 4 yards.

Don Griffin • 29

CORNERBACK • MIDDLE TENNESSEE STATE • 3RD YEAR
HT: 6-0 • WT: 176 • BORN: 3-17-64 • (0-6 IN '86)



PRO: One of NFL's best at his position . . . Vastly underrated . . . Has allowed only three touchdowns passes in two seasons (including postseason).

1987: Did not start first two games of year, but played 'nickel' back and on special teams . . . Had season-long 29-yard punt return at Pittsburgh (9-13) . . . Played almost entire game at Cincinnati (9-20), subbing at right cornerback for injured Eric Wright (groin) . . . Made first interception of year vs. Houston (11-8) . . . Made fourth quarter touchdown-saving interception at Tampa Bay (11-22) . . . Came on strong in last month of year with: touchdown-saving interception and fumble recovery vs. Chicago (12-14); interception and two passes defended vs. Atlanta (12-20); and another pick-off vs. L.A. Rams (12-27) . . . Tied (with Ronnie Lott) for **TEAM LEADERSHIP** with five interceptions . . . Selected *Football News* all-pro and UPI second team all-NFC.

1986: Named NFC Defensive Rookie-of-the-Year by the NFLPA . . . Also selected to Pro Football Writers all-rookie team . . . **TEAM LEADER** with 62 solo tackles (72 total) . . . Had an interception in initial NFL start at Tampa Bay (9-7) . . . Replaced in starting lineup vs. Minnesota (10-12) by Eric Wright, but returned as starter the following week at Atlanta (10-19) for the injured Wright (groin) . . . Broke punt 76 yards for a score (fourth longest in NFL in '86/tied for seventh longest in team history) against Falcons . . . **TEAM LEADER** with 38 punt returns and 9.9-yard average.

CAREER: Selected in sixth round (162nd overall) of '86 draft . . . Had played cornerback in only one game (high school all-star contest) prior to joining Niners.

COLLEGE: Four-year letterman at free safety . . . All-Ohio Valley Conference (1983-85) . . . Named OVC Defensive Player-of-the-Year and Division 1-AA All-America in '85 . . . Recorded personal bests: 72 total tackles, six interceptions, and four passes defended as a senior . . . Led secondary in total stops each of last three seasons . . . Returned punts and played on kickoff coverage team . . . Returned punt 68 yards for a score in '85.

PERSONAL: Born Donald Frederick Griffin in Pelham, GA, and attended Pelham Mitchell-Baker High . . . Older brother, James, played defensive back for Cincinnati Bengals from 1983-85 . . . He and wife (Teresa) have a son, Eric Dwaine (1-1-85), and live in San Jose, CA.

GRIFFIN'S PERSONAL NFL BESTS

TOTAL TACKLES - 7 (several times)

SOLO - 7 (several times)

ASSISTS - 2 (at Tampa Bay - 9-7-86)

SACKS - 1 (at L.A. Rams - 9-14-86)

YARDS - 7 (at L.A. Rams - 9-14-86)

INTERCEPTIONS - 1 (several times)

INTERCEPTION RETURN YARDS - 1 (vs. L.A. Rams - 12-27-87)

PASSES DEFENSED - 4 (at Washington - 11-17-86)

FUMBLE RECOVERIES - 1 (vs. Chicago - 12-14-87)

LONG FUMBLE RETURN - 7 (vs. Chicago - 12-14-87)

GRIFFIN, Cont.

KICKOFF RETURNS - 4 (vs. Minnesota - 10-12-86)
KICKOFF RETURN YARDS - 82 (vs. Minnesota - 10-12-86)
LONG KICKOFF RETURN - 28 (vs. Minnesota - 10-12-86)
PUNT RETURNS - 6 (vs. Atlanta - 11-23-86)
PUNT RETURN YARDS - 153 (at L.A. Rams - 9-14-86)
LONG PUNT RETURN - 76t (vs. Atlanta - 11-23-86)
TD ON PUNT RETURNS - 1 (76 yards - vs. Atlanta - 11-23-86)

GRIFFIN'S PRO STATISTICS

Year	G/S	Tot.	Tackles		Interceptions		Pass Def.	Fumbles Rec./Yds.
			Solo	Ast.	No./Yds.			
1986	16/15	72	62	10	3/0	18	0/0	
1987	12/10	22	21	1	5/1	15	1/7	
Career	28/25	94	83	11	8/1	33	1/7	
Playoffs								
1986	1/1	1	0	1	0/0	1	0/0	
1987	1/1	4	4	0	0/0	0	0/0	
Total	2/2	5	4	1	0/0	1	0/0	

Year	G/S	Punt Returns					Kickoff Returns				
		Att.	Yds.	Avg.	Long	TD	No.	Yds.	Avg.	Long	TD
1986	16/15	38	377	9.9	76t	1	5	97	19.4	28	0
1987	12/10	9	79	8.8	29	0	0	0	0.0	0	0
Career	28/25	47	456	9.7	76t	1	5	97	19.4	28	0
Playoffs											
1986	1/1	2	11	5.5	7	0	0	0	0.0	0	0
1987	1/1	0	0	0.0	0	0	0	0	0.0	0	0
Total	2/2	2	11	5.5	7	0	0	0	0.0	0	0

OTHER STATS: SACKS - 1986 (1-7 yards).
GRIFFIN'S NFL HONORS: All-Rookie - 1986.



Ron Hadley • 54

LINEBACKER • **WASHINGTON** • **2ND YEAR**
HT: 6-2 • **WT: 240** • **BORN: 11-9-63** • **(FA IN '87)**

PRO: Young, strong inside linebacker . . . Continues to gain additional experience and knowledge of position.

1987: Member of strike replacement squad . . . Started all three replacement games . . . Injured left shoulder vs. St. Louis (10-18) . . . Placed on injured reserve (shoulder) Oct. 20.

CAREER: Fifth-round selection (132nd overall) by the N.Y. Jets in '86 . . . Waived prior to start of year . . . In camp with N.Y. Giants in '87, prior to signing with 49ers.

COLLEGE: Three-year letterman for Huskies . . . Honorable mention All-Pac 10 as a senior in '85 . . . Academic All-America and member of National Honor Society (3.8 GPA), while majoring in civil engineering.

PERSONAL: He was born Ronald Arthur Hadley Caldwell, ID, but played football at Boise (ID) High . . . He and wife (Sharon) have a son, Nate Arthur (5-13-86), and a daughter, Erynn Irene (3-1-88) . . . The family lives in Edmonds, WA, during the offseason.

HADLEY'S PRO STATISTICS

Year	G/S	Tackles			Sacks	Interceptions	Fumbles
		Tot.	Solo	Ast.	No./Yds.	No./Yds	Rec./Yds
1987	3/2	8	6	2	0/0	0/0	1/0
Playoffs							
1987	0/0				—Did Not Play—		

HADLEY'S PERSONAL NFL BESTS

TOTAL TACKLES - 4 (twice: at N.Y. Giants - 10-5-87 & vs. St. Louis - 10-17-87)

SOLO - 4 (at N.Y. Giants - 10-5-87)

ASSISTS - 2 (vs. St. Louis - 10-17-87)

FUMBLE RECOVERIES - 1 (at N.Y. Giants - 10-5-87)

Charles Haley • 94

LINEBACKER-DEFENSIVE END • JAMES MADISON • 3RD YEAR
HT: 6-5 • WT: 240 • BORN: 1-6-64 • (D-4A IN '86)

PRO: Skilled at applying pressure on the quarterback . . . Will move from defensive end to linebacker position.

1987: TEAM LEADER (for second consecutive season) with six sacks . . . Played on both ends of line and spent time at linebacker . . . Started at left end at Cincinnati (9-20) . . . Moved to right end in team's 4-3 alignment at New Orleans (10-25) . . . Had three tackles and a sack vs. Cleveland (11-29) . . . Best game of year vs. Chicago (12-14) with five tackles, including a sack . . . Had two tackles, including a sack in NFC Divisional Playoff Game vs. Minnesota (1-9).

CAREER: Selected in fourth round (96th overall) of '86 draft . . . Surprise of team's draft crop that year . . . **TEAM LEADER** as a rookie with 12 sacks and 109 yards in losses . . . Highest sack total for a San Francisco rookie since League began keeping official sack statistics (1982) . . . Led NFC, and was second only to San Diego's Leslie O'Neal (12 1/2) among rookie sackers . . . Selected to UPI, Pro Football Writers, and *Pro Football Weekly's* all-rookie teams . . . His 59 total tackles led all Niners' down-linemen.

COLLEGE: Played both outside and inside linebacker, while starting four consecutive seasons . . . Began career as outside 'backer prior to moving inside for 1983-84 seasons . . . Shifted back outside with four games remaining in '85 . . . Led team in total stops in each of final three years . . . Finished career with 506 total tackles . . . Recorded 17 career sacks, two forced fumbles, and three interceptions . . . Never missed a game during four-year career . . . Had three consecutive seasons of 130-or-more stops.

PERSONAL: Born Charles Lewis Haley in Gladys, VA . . . Competed in football, basketball, and track for William Campbell High in Campbell County, VA . . . Married the former Karen Smith, June, 6, 1987 . . . The couple lives in San Jose, CA . . . They are expecting their first child in November.



HALEY'S PRO STATISTICS

Year	G/S	Tot.	Tackles		Sacks	Interceptions	Fumbles
			Solo	Ast.	No./Yds.	No./Yds	Rec./Yds
1986	16/1	59	49	10	12/109	1/8	1/0
1987	12/2	25	21	4	6/42	0/0	0/0
Career	28/3	84	70	14	18/151	1/8	1/0
Playoffs							
1986	1/0	3	2	1	1/9	0/0	0/0
1987	1/0	2	1	1	1/13	0/0	0/0
Total	2/0	5	3	2	2/22	0/0	0/0

OTHER STATS: PASSES DEFENSED - 1986 (3), 1987 (3), **CAREER** (6); **FORCED FUMBLES** - 1986 (4), 1987 (1), **CAREER** (5).

HALEY'S PERSONAL NFL BESTS

TOTAL TACKLES - 9 (at New Orleans - 11-2-86)
SOLO - 7 (at New Orleans - 11-2-86)
ASSISTS - 2 (several times)
SACKS - 3 (vs. Atlanta - 11-23-86)
YARDS - 30 (vs. Atlanta - 11-23-86)
INTERCEPTIONS - 1 (at Atlanta - 10-19-86)
INTERCEPTION RETURN YARDS - 8 (at Atlanta - 10-19-86)
FORCED FUMBLES - 1 (several times)
FUMBLE RECOVERIES - 1 (at Atlanta - 10-19-86)



Ron Heller • 89

TIGHT END • **OREGON STATE** • **2ND YEAR**
HT: 6-3 • **WT: 235** • **BORN: 9-18-63** • **(FA IN '86)**

PRO: Agile, quick, athletic . . . Provides large, fast, downfield target . . . Still learning position following collegiate career as a linebacker.

1987: Opened season as starting tight end . . . Caught two passes for 40 yards, including 26-yarder in initial game of NFL career at Pittsburgh (9-13) . . . Had three catches for 22 yards the following week at Cincinnati (9-20) . . . Lost starting assignment in Week 4 (to Russ Francis) . . . Made first touchdown reception of career while providing winning points on three-yard grab vs. St. Louis (10-18) . . . Caught career-long 39-yard scoring toss at New Orleans (10-25) . . . Made 29-yard TD catch (on fourth-down play) late in 26-24 loss vs. New Orleans (11-15) . . . Injured right hamstring during final month of year . . . On inactive list Week 15 due to that injury . . . Played in season finale vs. L.A. Rams (12-27) . . . Back on inactive list for NFC Divisional Playoff Game vs. Minnesota (1-9) . . . Tied for third on team with 12 special teams tackles.

CAREER: Signed as free agent by San Francisco, July 28, 1986, after being waived by the Dallas Cowboys . . . Had three total receptions in four preseason games prior to suffering pinched neck nerve at Denver (8-23) . . . Placed on injured reserve Aug. 29 . . . Spent entire season on I.R.

COLLEGE: Caught 14 passes for 176 yards as a fifth-year senior in 1985 . . . Redshirted during '82 season . . . Had played linebacker for Beavers prior to senior season.

PERSONAL: Born Ronald Jeffery Heller in Grass Valley, CA . . . Played football and basketball at Clarkfork (ID) High . . . Single, lives in San Mateo, CA.

HELLER'S PRO STATISTICS

Year	G/S	No.	Yds.	Avg.	Long	TD
1987	13/6	12	165	13.8	39t	3
Playoffs						
1987	0/0			—Did Not Play—		

OTHER STATS: TACKLES - 1987 (13 total, 6 solo).

HELLER'S PERSONAL NFL BESTS

RECEPTIONS - 3 (at Cincinnati - 9-20-87)

RECEIVING YARDS - 40 (at Pittsburgh - 9-13-87)

TD RECEPTIONS - 1 (several times)

LONG RECEPTION - 39t (at New Orleans - 10-25-87)

TOTAL TACKLES - 3 (twice: at L.A. Rams - 11-1-87 & vs. New Orleans - 11-15-87)

SOLO - 3 (vs. New Orleans - 11-15-87)

ASSISTS - 2 (at L.A. Rams - 11-1-87)

Tom Holmoe • 46

SAFETY • **BRIGHAM YOUNG** • **5TH YEAR**
HT: 6-2 • **WT: 195** • **BORN: 3-7-60** • **(D-4 IN '83)**



PRO: Talented, experienced defender . . . Plays mistake-free, thinking man's game . . . Positive team influence.

1987: Played steady and smart ball in substitute role . . . Had one tackle in each game he played except season finale vs. L.A. Rams (12-27) . . . Opened year with four tackles and a pass defended at Pittsburgh (9-13) . . . Had top game of year vs. Cleveland (11-29) with seven total tackles and only interception of season . . . Recorded four total stops in NFC Divisional Playoff Game vs. Minnesota (1-9).

1986: Had best season of career . . . Released by Niners Aug. 19 . . . Resigned by San Francisco Aug. 25 . . . Scored first pro touchdown at Miami (9-28) on 66-yard return of pass that was intercepted by Ronnie Lott, then lateraled to Holmoe . . . Made first NFL interception the following week vs. Indianapolis (10-5) . . . Recovered a fumble and had an interception at Atlanta (10-19) . . . Forced into starting lineup, replacing the injured Ronnie Lott (knee) at New Orleans (11-2) . . . Had six tackles, two passes defended, a fumble recovery, and a 78-yard interception return for a score in second consecutive start vs. St. Louis . . . **TEAM LEADER** with 149 interception return yards.

HOLMOE, Cont.

1985: Spent entire season on injured reserve after separating right shoulder in preseason encounter vs. Denver (8-19).

1984: Had 28 total tackles while playing mainly on special teams . . . First career start was at Atlanta (12-2) . . . Recorded five stops in Super Bowl XIX.

CAREER: Selected in fourth round (102nd overall) of '83 draft . . . Played cornerback and safety during his rookie season (1983) . . . Can play either safety position.

COLLEGE: Named All-WAC as a senior in 1982 . . . Recorded 54 tackles and had three interceptions that season . . . Selected team's Most Valuable Defensive Back as a junior, registering three interceptions and 61 total tackles . . . Led conference in 1980 with seven interceptions . . . Earned B.S. in science.

PERSONAL: Born Thomas Allen Holmoe in Los Angeles, CA, and lettered in football, basketball, and track at Crescenta Valley High (La Crescenta, CA) . . . Set school records for longest pass reception (82 yards) and longest kickoff return (93 yards) . . . Very active in civic and charitable functions in Bay Area . . . He and wife (Lori) have a daughter, Shannon Renae (3-18-84), and two sons, Daniel Ivan (5-16-86) and Erik Wright (4-12-88) . . . They live in Foster City, CA.

HOLMOE'S PRO STATISTICS

Year	G/S	Tot.	Tackles		Interceptions		Pass. Def.	Fumbles Rec./Yds
			Solo	Ast.	No./Yds./TD			
1983	16/0	16	14	2	0/ 0/0		1	1/0
1984	16/0	28	20	8	0/ 0/0		1	0/0
1985	0/0				—Did Not Play—			
1986	16/2	46	34	12	3/149/2		8	2/0
1987	11/0	21	16	5	1/ 0/0		2	0/0
Career	59/2	111	84	27	4/149/2		12	3/0
Playoffs								
1983	2/0	2	2	0	0/ 0/0		0	0/0
1984	3/0	9	6	3	0/ 0/0		0	0/0
1985	0/0				—Did Not Play—			
1986	1/0	2	2	0	0/ 0/0		0	0/0
1987	1/0	4	2	2	0/ 0/0		0	0/0
Total	7/0	17	12	5	0/ 0/0		0	0/0

HOLMOE'S PERSONAL NFL BESTS

TOTAL TACKLES - 7 (several times)

SOLO - 6 (vs. St. Louis - 11-9-86)

ASSISTS - 4 (at Atlanta - 12-2-84)

INTERCEPTIONS - 1 (several times)

INTERCEPTION RETURN YARDS - 78 (vs. St. Louis - 11-9-86)

LONG INTERCEPTION RETURN - 78t (vs. St. Louis - 11-9-86)

TD ON INTERCEPTIONS - 1 (twice: at Miami - 9-28-86* & vs. St. Louis - 11-9-86)

PASSES DEFENSED - 2 (vs. St. Louis - 11-9-86)

FUMBLE RECOVERIES - 1 (twice: at Atlanta - 10-19-86 & vs. St. Louis - 11-9-86)

*On lateral from Ronnie Loft.

Brent Jones • 88

TIGHT END • **SANTA CLARA** • **2ND YEAR**
HT: 6-4 • **WT: 230** • **BORN: 2-12-63** • **(FA IN '87)**

PRO: Deceptive . . . Combines skilled patterns and dependable hands . . . Coming off left knee surgery.

1987: Signed as free agent during offseason . . .

Pinched nerve in neck in opening preseason contest vs. Kansas City Chiefs (8-8) in Hall of Fame Game at Canton, OH . . . Placed on injured reserve (neck) Sept. 1 . . . Activated off I.R. Dec. 4 . . . Saw first action of NFL career at Green Bay (12-6), making one catch for 13 yards and a special teams tackle . . . Had career-long 22-yard catch vs. Atlanta (12-20) . . . Made seven-yard reception vs. Minnesota (1-9) . . . Suffered left knee injury in that game, requiring surgery.

CAREER: Drafted in fifth round (135th overall) of '86 draft by Pittsburgh . . . Placed on injured reserve (neck) during preseason . . . Waived by Steelers at mid-season after coming off I.R.

COLLEGE: Four-year starter . . . His 137 receptions are second highest total in school history . . . Named to the All-Western Football Conference team three times during career . . . WFC Offensive-Player-of-the-Year and consensus All-America as a senior in '85 . . . Played in East-West Shrine Game.

PERSONAL: Born Brent Michael Jones in San Jose, CA . . . Played football and baseball at San Jose (CA) Leland High . . . He and wife (Dana) are expecting a child in August.

JONES' PRO STATISTICS

Year	G/S	No.	Receiving		Long	TD
			Yds.	Avg.		
1987	4/0	2	35	17.5	22	0
Playoffs						
1987	1/0	1	7	7.0	7	0

OTHER STATS: TOTAL TACKLES - 1987 (11 total, 2 solo).

JONES' PERSONAL NFL BESTS

RECEPTIONS - 1 (several times)

RECEIVING YARDS - 22 (vs. Atlanta - 12-20-87)

LONG RECEPTION - 22 (vs. Atlanta - 12-20-87)

Niners' Notes

On December 10, 1978, when the 49ers defeated Tampa Bay 6 to 3 (2 Field Goals to 1), it was the first time in 49ers' NFL History that an entire game was played without a touchdown being scored.



Pete Kugler • 67

DEFENSIVE END • PENN STATE • 6TH YEAR
HT: 6-4 • WT: 255 • BORN: 8-9-59 • (FA IN '86)

PRO: Feisty performer . . . Can double as nose tackle . . . Diligent and determined worker.

1987: In and out of lineup due to injuries to both knees . . . Opened year with two tackles, including a sack at Pittsburgh (9-13) . . . Registered second sack in as many games, and five total stops, at Cincinnati (9-20) . . . Third sack of year came at Atlanta (10-11) . . . On inactive list Week 7 due to right knee injury . . . Came back to record a sack at L.A. Rams (11-1) . . . Injured left knee in mid-season . . . Did not start vs. Cleveland (11-29) due to left knee injury . . . Back on inactive list Weeks 14-15 . . . Returned with five stops in season finale vs. L.A. Rams (12-27).

1986: Re-signed by team Sept. 4 following two seasons with the Philadelphia-Baltimore Stars of the USFL . . . Activated Sept. 15, prior to third game of regular season . . . Placed on injured reserve (ribs/back) Oct. 17 . . . Broke left thumb while on I.R. . . Not activated from I.R. until Jan. 2, prior to NFC Divisional Playoff Game at N.Y. Giants (1-4).

1985: Started at nose tackle for USFL Champion Stars . . . Played in 10 regular season games, and all postseason contests, including USFL Championship Game.

1984: Jumped to Philadelphia Stars from 49ers . . . Had three sacks in first USFL season . . . Member of USFL Championship team.

1983: Started all games (regular and postseason) at nose tackle . . . Had career single-game high 10 tackles in NFC Championship Game at Washington (1-8).

1982: Played defensive end and nose tackle . . . Began season as an offensive lineman.

CAREER: Selected in sixth round of '81 draft (147th overall) . . . Placed on injured reserve for final three regular season games and all three postseason contests of rookie campaign (including Super Bowl XVI) due to pulled hamstring.

COLLEGE: Served as back-up defensive tackle to All-America performers Bruce Clark and Matt Millen during first two seasons . . . Moved to offensive line for first eight contests of junior season, prior to finishing year back on defense . . . Starter at defensive tackle during final season . . . Played in Hula Bowl and Japan Bowl . . . Earned B.S. in finance.

PERSONAL: Born Peter David Kugler in Cherry Hill, NJ, and participated in football, baseball, and wrestling at Cherry Hill High . . . He and wife (Kris) have a daughter, Jessica (11-25-85), and live in San Carlos, CA.

KUGLER'S PERSONAL NFL BESTS

TOTAL TACKLES - 10 (at Washington - 1-8-84)

SOLO - 9 (at Washington - 1-8-84)

ASSISTS - 3 (several times)

SACKS - 2 (at Denver - 9-19-82)

YARDS - 11 (at Denver - 9-19-82)

LONG SACK - 9 (at Minnesota - 9-8-83)

FORCED FUMBLES - 1 (vs. Chicago - 9-13-81)

PASSES DEFENSED - 1 (several times)

KUGLER'S PRO STATISTICS

Year	G/S	Tackles			Sacks	Interceptions	Fumbles
		Tot.	Solo	Ast.	No./Yds.	No./Yds.	No./Yds.
(San Francisco)							
1981	13/0	12	9	3	1/6	0/0	0/0
1982	7/5	23	19	4	2/11	0/0	0/0
1983	16/16	46	30	16	3/15	0/0	0/0
(USFL)							
1984	16/13	69	35	34	3/21	0/0	2/0
1985	18/18	61	31	30	2/12	0/0	0/0
(San Francisco)							
1986	3/0	1	1	0	0/0	0/0	0/0
1987	11/8	31	17	14	4.5/26	0/0	0/0
USFL Total	34/31	130	66	64	5/33	0/0	2/0
NFL Total	50/29	113	76	37	10.5/58	0/0	0/0
Career	84/60	243	142	101	15.5/91	0/0	2/0
Playoffs							
(San Francisco)							
1981	0/0	—Did Not Play—					
1983	2/2	12	10	2	1/4	0/0	0/0
(USFL)							
1984	3/3	11	6	5	2/2	0/0	0/0
1985	3/3	11	8	3	0/0	0/0	0/0
(San Francisco)							
1986	1/0	4	3	1	0/0	0/0	0/0
1987	1/1	2	2	0	0/0	0/0	0/0
USFL Total	6/6	22	14	8	2/2	0/0	0/0
NFL Total	4/3	18	15	3	1/4	0/0	0/0
Total	10/9	40	29	11	3/6	0/0	0/0

OTHER STATS: FORCED FUMBLES - 1981 (1); PASSES DEFENSED - 1982 (1), 1983 (1), 1987 (2), CAREER (4).

Ronnie Lott • 42

SAFETY • SOUTHERN CALIFORNIA • 8TH YEAR
HT: 6-0 • WT: 200 • BORN: 5-8-59 • (D-1 IN '81)

PRO: Distinct leader of team's defensive secondary . . . Sets standard for intensity and desire . . . Continues to make decisive plays that change the course of a game.

1987: Tied for **TEAM LEADERSHIP** (with Don Griffin) with five interceptions . . . Fourth consecutive season he has either led or tied for team leadership in interceptions . . . Only Kermit Alexander's streak from 1966-69 has equaled that feat among all-time 49ers' defenders . . . Moved ahead of Alexander's career interception total (36) into second among 49ers' interceptors with 38 pickoffs . . . Trails only Jim Johnson's total of 47 career interceptions . . . **TEAM LEADER** with three forced fumbles . . . Returned a



LOTT, Cont.

fumble 33 yards to set-up a score vs. New Orleans (10-25) . . . Had season-high 10 stops and an interception vs. Saints (11-15) . . . Recorded two interceptions at Green Bay (12-6) . . . Second consecutive year with two thefts against Packers . . . Had five total tackles, an interception, and a pass defended vs. Atlanta (12-20) . . . Recorded eight tackles in NFC Divisional Playoff Game vs. Minnesota (1-9) . . . Consensus all-pro . . . Selected as starter on NFC Pro Bowl squad.

1986: NFL LEADER and tied **TEAM RECORD** with personal single-season high 10 interceptions . . . Also set personal best with 134 interception return yards . . . Received game ball for Week 4 performance at Miami (9-28) in which he had five tackles, two passes defended, and two interceptions . . . Lateraled second pickoff to Tom Holmoe, who raced 66 yards for a score . . . Played arguably the best game of his career at Green Bay (10-26) with career-high 11 solo tackles and two interceptions . . . Literally took-over Packers' game with Niners down 14-0 and playing with third-string quarterback . . . First theft against Green Bay set-up Niners' second touchdown to tie score at 14 . . . Returned second interception 57 yards for score that gave team 21-14 lead, enroute to 31-17 victory over the Packers . . . Played most of Packers' contest with hairline fracture of shinbone below right knee, forcing him out of lineup for next two games . . . Consensus all-pro.

1985: TEAM LEADER with six interceptions . . . His 104 tackles were second only to Riki Ellison's 106 . . . Moved from cornerback to safety prior to fifth game . . . Recorded 80 tackles and five interceptions following position switch . . . Fractured and lacerated fifth finger of left hand in season finale against Dallas (12-22).

1984: Played cornerback for first eight games, before moving to safety for next four contests . . . Returned to corner for final four regular season games and playoffs . . . Tied as **TEAM LEADER** with four interceptions . . . Selected to NFC Pro Bowl team.

1983: TEAM LEADER with 108 total tackles, nearly 30 more than any other Niners' defender . . . Named Defensive Back-of-the-Year by NFL Alumni Association . . . Named all-pro and selected to NFC Pro Bowl team.

1982: Returned one of two interceptions for score that established **TEAM RECORD** for **MOST CAREER TDS ON INTERCEPTIONS** at four (increased mark to five with '86 TD) . . . Selected to NFC Pro Bowl team.

1981: Had seven interceptions . . . Set **TEAM RECORD** by returning three for scores . . . Only second rookie in NFL history to accomplish that feat (other was Lem Barney—'67) . . . Finished as runner-up for NFL Rookie-of-the-Year honors (won by Lawrence Taylor of N.Y. Giants) . . . Named all-pro and selected to NFC Pro Bowl team.

CAREER: Eighth player selected (second defensive back, behind Kenny Easley, 4th—Seattle) in '81 draft . . . Ranks second among all-time team interception leaders (38), trailing only Jimmy Johnson's 47 . . . Postseason **TEAM LEADER** with four interceptions, including one returned for a score.

COLLEGE: Consensus All-America and All-Pac 10 in junior and senior seasons . . . Trojans' 1980 MVP and Most Inspirational Player . . . Had 250 tackles during four-year career . . . Second in nation, and No. 1 in conference, with eight interceptions (14 career) during senior year . . . Added

three fumble recoveries and 16 passes defended (37 career) in '80 . . . Played basketball for the Trojans as a junior . . . Played in Hula Bowl and Japan Bowl . . . Earned degree in public administration (1981).

PERSONAL: Born Ronald Mandel Lott in Albuquerque, NM . . . Played football, basketball, and baseball at Rialto (CA) Eisenhower High . . . Was an all-league performer in each of his three varsity seasons in football and basketball, and a two-time all-leaguer in baseball . . . Co-investor with 1987 teammates: Dwight Clark, Roger Craig, Eric Wright, Carlton Williamson, and Keena Turner in "Sports City Cafe", a restaurant in nearby Cupertino, CA . . . Wrote weekly "diary-style" sports column for *San Jose Mercury News* during the 1986-87 seasons . . . Single, lives in Santa Clara, CA.

LOTT'S PRO STATISTICS

Year	G/S	Tackles			Interceptions		Pass Def.	Fumble
		Tot.	Solo	Ast.	No./Yds./TD	Rec./Yds		
1981	16/16	89	52	37	7/117/3	22	2/0	
1982	9/9	68	51	17	2/ 95/1	18	0/0	
1983	15/14	108	80	28	4/ 22/0	16	1/0	
1984	12/11	51	35	16	4/ 26/0	10	0/0	
1985	16/16	104	86	18	6/ 68/0	13	2/0	
1986	14/14	77	59	18	10/134/1	14	0/0	
1987	12/12	55	38	17	5/ 62/0	10	1/33	
Career	94/92	552	401	151	38/524/5	103	6/33	
Playoffs								
1981	3/3	16	12	4	2/ 32/0	2	0/0	
1983	2/2	7	4	3	1/ 0/0	2	0/0	
1984	3/3	9	6	3	1/ 38/0	3	0/0	
1985	1/1	5	4	1	0/ 0/0	0	0/0	
1986	1/1	6	5	1	0/ 0/0	1	0/0	
1987	1/1	8	6	2	0/ 0/0	1	0/0	
Total	11/11	51	37	14	4/ 70/0	8	0/0	

OTHER STATS: FORCED FUMBLES - 1982 (1), 1985 (1), 1986 (3), **CAREER** (5); **SACKS** - 1983 (1-9 yards), 1984 (1-7 yards), 1985 (1.5 - 11.5 yards), 1986 (2-22 yards), **CAREER** (5.5 - 49.5 yards); **KICKOFF RETURNS** - 1981 (7 for 111), 1985 (1 for 2), **CAREER** (8 for 113).

LOTT'S NFL HONORS: All-Rookie - 1981; All-NFC - 1981, 1986-87; Pro Bowl - 1982-85, 1987-88; All-Pro - 1981, 1983, 1986-87; NFL Alumni Defensive Back-of-the-year - 1983; Ed Block Award - 1984.

LOTT'S PERSONAL NFL BESTS

TOTAL TACKLES - 13 (twice: vs. Atlanta - 12-19-82 & at L.A. Rams - 10-23-83)

SOLO - 11 (at Green Bay - 10-26-86)

ASSISTS - 7 (twice: at Detroit - 9-6-81 & at L.A. Rams - 10-23-83)

SACKS - 1 1/2 (vs. Atlanta - 9-15-85)

YARDS - 11 1/2 (vs. Atlanta - 9-15-85)

INTERCEPTIONS - 2 (several times)

INTERCEPTION RETURN YARDS - 83 (at Kansas City - 12-26-82)

LONG INTERCEPTION RETURN - 83t (at Kansas City - 12-26-82)

PASSES DEFENSED - 4 (twice: at St. Louis - 11-21-82 & at St. Louis - 9-18-83)

FORCED FUMBLES - 2 (at Cincinnati - 12-6-81)

FUMBLE RECOVERIES - 1 (several times)

KICKOFF RETURNS - 3 (twice: vs. Chicago - 9-13-81 & at Atlanta - 9-20-81)

KICKOFF RETURN YARDS - 56 (at Atlanta - 9-20-81)

LONG KICKOFF RETURN - 20 (twice: vs. Chicago - 9-13-81 & at Atlanta - 9-20-81)



Ken Margerum • 84

WIDE RECEIVER • STANFORD • 6TH YEAR
HT: 6-0 • WT: 180 • BORN: 10-5-58 • (FA IN '86)

PRO: Quality, sure-handed veteran pass-catcher.

1987: Play limited by injury . . . Preseason play hampered by right hamstring problems . . . Placed on injured reserve (R thigh) Sept. 7 . . . Activated off I.R. Dec. 18 . . . Played in final two games of regular season . . . Made only catch of year (seven-yard reception) in season finale vs. L.A. Rams (12-27) . . . On inactive list for NFC Divisional Playoff Game vs. Minnesota (1-9).

1986: Played in opening game of season with Chicago Bears, prior to going on injured reserve (calf) Sept. 10 . . . Released by Bears Oct. 21 . . . Signed by San Francisco Nov. 21.

1985: Caught season-high four passes for 61 yards and one TD at Miami (12-2) . . . Started vs. Dolphins, at San Francisco (10-13), and vs. Detroit (11-10) . . . Had two receptions for 21 yards against 49ers . . . Made two catches for 36 yards in Super Bowl XX.

1984: Spent entire season on "physically unable to perform" list, while recuperating from left knee surgery.

1983: Had career long reception of 60 yards at New Orleans (9-18).

1982: Had career-high three TDs.

CAREER: Selected in third round (67th overall) of '81 draft by Bears . . . Named to UPI all-rookie team, after leading Bears with 39 receptions and 584 yards . . . Had 10 catches for 140 yards at Minnesota (10-4-81).

COLLEGE: Consensus All-America at Stanford . . . Set Cardinal records for catches (146), yards (2,517), and touchdown receptions (32) . . . Finished third on all-time Pac-10 receiving list . . . Played in Hula Bowl and Senior Bowl . . . Received degree in communications/psychology (1981).

PERSONAL: Born Kenneth Margerum in Fountain Valley, CA, and attended Fountain Valley High . . . Often rides bike from home in Woodside, CA, on trips of 25-or-more miles . . . Single.

MARGERUM'S NFL HONORS: All-Rookie - 1981.

MARGERUM'S PERSONAL NFL BESTS

RECEPTIONS - 10 (at Minnesota - 10-4-81) **LONG RECEPTION** - 60 (at New Orleans - 9-18-83)
RECEIVING YARDS - 140 (at Minnesota - 10-4-81) **RUSHES** - 1 (several times)
TD RECEPTIONS - 1 (several times) **RUSHING YARDS** - 11 (at Green Bay - 11-15-81)

MARGERUM'S PRO STATISTICS

Year	G/S	No.	Receiving				Rushing				
			Yds.	Avg.	Long	TD	Att.	Yds.	Avg.	Long	TD
Chi. Tot.	57/28	91	1317	14.5	60	8	3	11	3.7	11	0
(San Francisco)											
1986	5/0	2	12	6.0	—	0	0	0	0.0	0	0
1987	2/0	1	7	7.0	7	0	0	0	0.0	0	0
Career	64/28	94	1336	14.2	60	8	3	11	3.7	11	0
Playoffs											
Chi. Tot.	3/0	2	36	18.0	29	0	0	0	0.0	0	0
S.F. Tot.	1/0	1	12	12.0	12	0	0	0	0.0	0	0
Total	4/0	3	48	16.0	29	0	0	0	0.0	0	0

Guy McIntyre • 62

GUARD • **GEORGIA** • **5TH YEAR**
HT: 6-3 • **WT: 264** • **BORN: 2-17-61** • **(D-3 IN '84)**

PRO: Hard working, skilled performer . . . Has matured into solid interior lineman . . . Speed and strength are evident on plays when he pulls out from line of scrimmage.

1987: Won starting left guard job with outstanding play in training camp and during preseason contests . . . Started both pre-strike contests and first game after strike at New Orleans (10-25) . . . Broke bone in right foot against New Orleans and did not return to action (replaced by Jesse Sapolu) . . . Placed on injured reserve Oct. 31 . . . Spent remainder of year on I.R.

1986: Subbed at right and left guard early in year . . . Started at New England (12-14), and vs. L.A. Rams (12-19) . . . Also started the NFC Divisional Playoff Game at N.Y. Giants (1-4) . . . Played on most special teams units . . . Had four special teams tackles.

1985: Had fumble recovery for first career touchdown in Lions' end zone (10-20) on mishandled snap during a punt attempt . . . Started regular season finale against Dallas (12-22) and wild card playoff game at N.Y. Giants (12-29), for injured Randy Cross (knee).

CAREER: Selected in third round (73rd overall) of '84 draft . . . Aligned as blocking back in "Angus" formation during '84 playoffs . . . His unexpected return of kickoff in Super Bowl XIX resulted in a fumble.

COLLEGE: Recruited as a tight end, but moved to tackle as a sophomore . . . Started last two seasons . . . All-SEC (AP and UPI) as a senior . . . Second team AP All-America . . . Won 1983 Jacob's Blocking Trophy, given to conference's outstanding offensive lineman . . . Played in Japan Bowl.

PERSONAL: Born Guy Maurice McIntyre in Thomasville, GA, and competed in football, basketball, and track at Thomasville High . . . He and wife (Vickie) live in Mountain View, CA.

McINTYRE'S PRO STATS: REGULAR SEASON GAMES/STARTS - 1984 (16/0), 1985 (15/3), 1986 (16/2), 1987 (3/3), CAREER (50/8); POSTSEASON GAMES/STARTS - 1984 (3/0), 1985 (1/1), 1986 (1/1), POSTSEASON TOTALS (5/2); TACKLES - 1984 (1), 1986 (5), CAREER (6); TDs - 1985 (1 - on blocked punt); POSTSEASON KICKOFF RETURNS - (1 for 0).



Tim McKyer • 22

CORNERBACK • **TEXAS-ARLINGTON** • **3RD YEAR**
HT: 6-0 • **WT: 174** • **BORN: 9-5-63** • **(D-38 IN '86)**

PRO: Displayed marked improvement from first-year performance . . . Utilized speed, quickness, and leaping ability in coverage assignments.

1987: Started every game (except strike replacement contests) for second consecutive season . . . **TEAM LEADER**



McKYER, Cont.

with 18 passes defended . . . Had two contests in which he recorded three pass break-ups (vs. Houston, 11-8 and vs. Cleveland, 11-29) . . . Added diving interception against Oilers . . . Made dramatic end zone pickoff at Green Bay (12-6) . . . Credited with three total tackles and two passes defended vs. Chicago (12-14) . . . Had regular season-high four stops vs. Atlanta (12-20) . . . Made six tackles (all solo) in NFC Divisional Playoff Game vs. Minnesota (1-9).

1986: NFL LEADER among first-year players with six interceptions . . . That total was highest 49ers' rookie tally since Ronnie Lott's seven pickoffs in '81 . . . **TEAM LEADER** with 23 passes defended . . . Selected to UPI, Pro Football Writers, and *Pro Football Weekly's* all-rookie teams . . . Intercepted pass in initial NFL start at Tampa Bay (9-7) . . . Returned interception 21 yards for a score vs. Indianapolis (10-5) . . . Had his best game of year vs. L.A. Rams (12-19) with two tackles, two interceptions, and three passes defended.

CAREER: Second of three third-round selections (64th overall) in '86 draft . . . Niners chose fullback Tom Rathman (56th overall) and wide receiver John Taylor (76th overall) with other third round picks that year.

COLLEGE: Two-time All-Southland Conference performer and AP honorable mention NCAA Division 1-AA All-America in '85 . . . Totaled 10 career pickoffs and 115 total tackles . . . Had career-high five interceptions as a junior . . . Doubled as reserve wide receiver, catching four passes for 107 yards and two touchdowns in '85 . . . Recorded 35 total tackles and three interceptions as a senior . . . Returned 45 punts for 323 yards and one score in three seasons . . . Did not return punts in '83 . . . UT-Arlington dropped its football program in 1986.

PERSONAL: Born Timothy Bernard McKyer in Orlando, FL . . . Played football at Port Arthur (TX) Lincoln High . . . School also produced NFL standout Joe Washington and former Niner Bobby Leopold . . . One of nine children, two younger brothers (Jarvis, and Kenneth) also played at UTA . . . College teammate of Niners' lineman Bruce Collie . . . Took classes at University of San Francisco during offseason, working towards systems analysis degree . . . Single, lives in San Jose, CA.

McKYER'S PRO STATISTICS

Year	G/S	Tot.	Tackles		Interceptions		Pass. Def.	Fum. Rec.
			Solo	Ast.	No./Yds./TD			
1986	16/16	52	45	7	6/ 33/1	23	0	
1987	12/12	35	29	6	2/ 0/0	18	0	
Career	28/28	87	74	13	8/ 33/1	41	0	
Playoffs								
1986	1/1	3	2	1	0/ 0/0	0	0	
1987	1/1	6	6	0	0/ 0/0	0	0	
Total	2/2	9	8	1	0/ 0/0	0	0	

OTHER STATS: FORCED FUMBLES - 1987 (1).

McKYER'S NFL HONORS: All-Rookie - 1986.

McKYER'S PERSONAL NFL BESTS

TOTAL TACKLES - 9 (at Green Bay - 10-26-86)
SOLO - 9 (at Green Bay - 10-26-86)
ASSISTS - 2 (several times)
INTERCEPTIONS - 2 (vs. L.A. Rams - 12-19-86)
INTERCEPTION RETURN YARDS - 21 (vs. Indianapolis - 10-5-86)
TD ON INTERCEPTIONS - 1 (21 yards vs. Indianapolis - 10-5-86)
PASSES DEFENSED - 4 (vs. N.Y. Jets - 12-7-86)
FORCED FUMBLES - 1 (at Tampa Bay - 11-22-87)
KICKOFF RETURNS - 1 (at Green Bay - 10-26-86)
PUNT RETURNS - 1 (vs. Indianapolis - 10-5-86)

Doug Mikolas • 97

NOSE TACKLE • PORTLAND STATE • 2ND YEAR
HT: 6-1 • WT: 270 • BORN: 6-7-62 • (FA IN '87)



PRO: Quality back-up role player . . . Particularly effective in short yardage and goal-line situations.

1987: Waived by 49ers on day before season opener when team signed holdout Jeff Stover . . . Re-signed Oct. 2 as member of strike replacement team . . . Started all three strike replacement contests . . . Remained on roster following end of strike . . . Played mainly in short yardage situations . . . Also spelled at nose tackle . . . On inactive list Weeks 10, 12, 16, and for NFC Divisional Playoff Game (1-9).

CAREER: Started all 16 games he played for Denver (USFL) in '85 . . . Played and started three contests for Toronto (CFL) in '86 . . . Came to Niners' training camp as free agent in '87.

COLLEGE: Played two seasons (1979-80) at Oregon Technical Jr. College prior to transferring to Portland State.

PERSONAL: Born Douglas Adolph Mikolas in Stockton, CA, but played football at Scio (OR) High . . . He and his wife (Krista) have a daughter, Lena Alexandra (10-29-87), and live in Portland, OR.

MIKOLAS' PRO STATISTICS

Year (USFL)	G/S	Tackles			Sacks	Interceptions	Fumbles
		Tot.	Solo	Ast.	No./Yds.	No./Yds	Rec./Yds
1985 (San Francisco)	16/16	70	49	21	4.5/27.5	0/0	1/0
1987	8/2	8	5	3	0/0	0/0	1/0
Career	24/18	78	54	24	4.5/27.5	0/0	2/0

MIKOLAS' PERSONAL NFL BESTS

TOTAL TACKLES - 2 (twice: at Atlanta - 10-11-87 & vs. St. Louis - 10-18-87)
SOLO - 2 (at Atlanta - 10-11-87)
ASSISTS - 2 (vs. St. Louis - 10-18-87)
FUMBLE RECOVERIES - 1 (vs. Houston - 11-8-87)



Joe Montana • 16

QUARTERBACK • NOTRE DAME • 10TH YEAR
HT: 6-2 • WT: 195 • BORN: 6-11-56 • (D-3 IN '79)

PRO: Supreme competitor . . . Physical prowess surpassed only by poise and will to win . . . Gallant generalship of Niners' offense . . . Uncanny recognition and reaction to situations at line of scrimmage are most unheralded elements of his game . . . Storied career of triumph over odds and adversity has become legendary.

1987: Won first **NFL PASSING TITLE** of nine-year career . . . Had previously topped NFC in 1981, '84, and '85, but never led entire League . . . His 31 touchdown passes set a **TEAM RECORD** and led the League . . . Threw TD to Jerry Rice with no time remaining (to tied the score) in win at Cincinnati (9-20) . . . Had four TD tosses and 334 passing yards vs. St. Louis (10-18) . . . Highest single game TD total since throwing for five scores at Atlanta (10-6-85) . . . Did not start due to injured right hand vs. New Orleans (11-15) . . . Subbed for injured Steve Young (concussion) beginning in second quarter of that contest . . . Set **NFL RECORD** with 22 consecutive completions (last five vs. Cleveland, first 17 at Green Bay) . . . Surpassed previous single-season career best with 29th TD pass at Green Bay (12-6) . . . Also rushed for 10-yard score against Packers . . . First rushing touchdown since one-yard run vs. K.C. Chiefs (11-17-85) . . . Completed four of eight passing attempts for 47 yards prior to injuring left hamstring in first quarter vs. Chicago (12-14) . . . Did not return to action . . . On inactive list Week 15 due to hamstring injury . . . Did not start, but played entire second half vs. L.A. Rams (12-27) . . . Completed six of nine passes for 107 yards and two touchdowns . . . Started NFC Divisional Playoff Game vs. Minnesota (1-9), and completed 12 of 26 passes (46.2) for 109 yards . . . Had one pass intercepted (returned 45 yards for a score) and was sacked four times . . . Replaced midway through third quarter by Steve Young . . . NFC Pro Bowl starter . . . Consensus all-pro.

1986: Opened season with 32-of-46 passing (for 356 yards and one touchdown) at Tampa Bay (9-7) . . . Yardage total was seventh highest in team history . . . Injured back in that performance . . . Did not practice the following week . . . Did not play at L.A. Rams (9-14) . . . Extensive examinations revealed condition of "congenital spinal stenosis associated with an acute rupture of the L5-S1 disc" . . . Surgery performed to "widen spinal canal and remove ruptured disc" Sept. 15 . . . Placed on injured reserve that same day . . . Began light individual workouts and some throwing in mid-October . . . Practiced with team for first time Nov. 3 . . . Activated from injured reserve Nov. 6 . . . Returned to action with starting performance vs. St. Louis (11-9) . . . Completed 13-of-19 (.684) for 270 yards and three touchdowns in return against Cardinals . . . Established personal bests, and set **TEAM RECORDS**, the following week with 60 attempts (33 completions) and 441 yards at Washington (11-17) . . . Led team to 6-3 record in nine regular season starts, including division title-clinching 24-14 win over the L.A. Rams in season finale (12-19) . . . Completed 8-of-15 passes for 98 yards, prior to suffering concussion late in second quarter of NFC Divisional Playoff Game at N.Y. Giants (1-4) . . . Did not play for

remainder of game . . . Selected by teammates as **Len Eshmont Award** winner, given annually by 49ers to individual who exhibits "courageous and inspirational play" . . . 49ers' "Ed Block Award" winner—given by NFL trainers to one player on each team for courageous play while injured.

1985: Led NFC (third in NFL) with 91.3 pass ranking . . . Also led conference, and was second in NFL (to Miami's Dan Marino—30), with 27 touchdown passes . . . Threw two-or-more touchdowns in nine games . . . Totaled five 300-plus games . . . Had three consecutive contests of 300-plus yards to end regular season . . . Had two streaks of more than 100 passes thrown (112 & 118) without an interception . . . Did not play vs. Philadelphia (11-3) due to bruised sternum . . . Exceeded .600 completion-ratio in eight games, above .700 in four contests . . . Voted '86 Pro Bowl starter, but did not play due to shoulder injury suffered in wild card playoff contest.

1984: NFC rating leader (102.9) and tied for conference leadership (with Cardinals' Neil Lomax) with career-high 28 touchdown passes . . . Set **TEAM RECORD** and led conference with .646 completion percentage . . . Also had NFC's lowest interception ratio (2.3) . . . Missed first start in 49 games, at Philadelphia (9-23), due to sternum injury . . . Established **SUPER BOWL RECORDS** with 331 passing yards (mark broken by Doug Williams—340 yards—Super Bowl XXII in '88) and most rushing yards by a quarterback (59) in victory over Dolphins (1-20-85) . . . Named Super Bowl XIX MVP . . . Selected as starter on NFC Pro Bowl team.

1983: Had four career highs: 515 attempts, 332 completions, 3,910 yards, and 284 rushing yards . . . Set **NFC CHAMPIONSHIP GAME RECORD** with 48 attempts (mark broken by Redskins' Jay Schroeder with 50 attempts at N.Y. Giants, 1-11-87) and tied record for completions (27) at Washington (1-8-84) . . . Selected to NFC Pro Bowl team.

1982: Set **NFL RECORD** with five consecutive games of 300-plus yards . . . Led conference in: attempts (346), completions (213), yards (2,613), and touchdown passes (17).

1981: First full season as a starter . . . Led conference with 88.2 rating and .637 completion percentage . . . Also had NFC-best 2.5 interception avoidance percentage . . . Engineered **the drive** and threw **the pass** that resulted in "**The Catch**" that won NFC Championship Game . . . Super Bowl XVI MVP.

1980: Started seven of last 10 games, including last four . . . Finished with League-best .645 completion percentage.

CAREER: Selected in third-round of '79 draft . . . Fourth quarterback taken behind Jack Thompson (3rd—Cincinnati), Phil Simms (7th—N.Y. Giants), and Steve Fuller (23rd—Kansas City) . . . Threw first professional touchdown pass vs. Denver (11-18-79) . . . Initial NFL start came against St. Louis (12-2-79) . . . **NEEDS** 448 yards to reach 25,000 career passing yards . . . Five seasons of 3,000-or-more passing yards is one shy of Dan Fouts' NFL record of six.

COLLEGE: Nearly accepted a basketball scholarship from North Carolina State prior to Notre Dame football offer . . . Completed 260-of-515 (.502) career passes for 4,121 yards and 25 touchdowns . . . Completed 141-of-260 passes for 2,010 yards and 10 touchdowns as a senior in '78 . . . Earned national acclaim in Cotton Bowl, guiding Irish back from a 34-12 deficit, midway through fourth period, to a 35-34 win over Houston with no time showing . . . Notre Dame won the national championship with Montana

MONTANA, Cont.

at quarterback in '77 . . . Redshirted in 1976, and was part-time starter in '78 . . . Earned business administration/marketing degree in December, 1978.

PERSONAL: Born Joseph C. Montana in New Eagle, PA . . . Attended Monongahela (PA) Ringgold High, where he played football, basketball, and baseball . . . Named 49ers' Lite NFL Man-of-the-Year in '84 . . . Works with "Make-A-Wish" charity in Bay Area . . . For each touchdown pass in 1987, he and wife, actress-model-TV personality Jennifer (Wallace) Montana, donated \$200 to the Crippled Childrens Society of Santa Clara County . . . Jennifer is co-host of locally produced "P.M. Magazine" . . . The couple has two daughters: Alexandra (10-10-85) and Elizabeth (12-20-86) . . . The family lives in Redwood City, CA.

MONTANA'S PERSONAL NFL BESTS

RUSHES - 8 (vs. N.Y. Jets - 10-30-83)
RUSHING YARDS - 63 (vs. N.Y. Giants - 12-29-84)
LONG RUSH - 53 (vs. N.Y. Giants - 12-29-84)
TO RUSHES - 1 (several times, including 1 each in Super Bowls XVI and XIX)
PASSES ATTEMPTED - 60 (at Washington - 11-17-86)
COMPLETIONS - 37 (at Atlanta - 10-6-85)
PASSING YARDS - 441 (at Washington - 11-17-86)
TD PASSES - 5 (at Atlanta - 10-6-85)
LONG PASS - 80t (to Dwight Clark - at Houston - 10-21-84)
INTERCEPTIONS - 4 (vs. Cincinnati - 11-4-84)
SACKED - 7 (vs. Chicago - 10-13-85)
SACK YARDAGE - 52 (vs. L.A. Raiders - 9-12-82)
300+ YARDAGE GAMES - 28
400+ YARDAGE GAMES - 3 (408 at St. Louis - 11-12-82, 429 at Atlanta - 10-6-85, 441 at Washington - 11-17-85)
CONSECUTIVE 300+ GAMES - 5 (1982-NFL Record)
CONSECUTIVE PASS COMPLETIONS - 22 (5 - vs. Cleveland - 11-29-87, & 17 - at Green Bay - 12-6-87, - NFL Record).

MONTANA'S PRO STATISTICS

Year	G/S	Att.	Comp.	Passing		Int.	Long	TD	NFL Rating
				Yds.	Pct.				
1979	16/1	23	13	96	.565	0	18	1	80.9
1980	15/7	273	176	1795	.645	9	71t	15	87.8
1981	16/16	488	311	3565	.637	12	58t	19	88.2
1982	9/9	346	213	2613	.616	11	55	17	87.9
1983	16/16	515	332	3910	.645	12	77	26	94.6
1984	16/15	432	279	3630	.646	10	80t	28	102.9
1985	15/15	494	303	3653	.613	13	66t	27	91.3
1986	8/8	307	191	2236	.622	9	48	8	80.7
1987	13/11	398	266	3054	.668	13	57t	31	102.1
Career	124/98	3276	2084	24552	.636	89	80t	172	92.5
Playoffs									
1981	3/3	88	56	747	.636	4	58t	6	94.4
1983	2/2	79	45	548	.570	2	76	4	85.1
1984	3/3	108	67	873	.620	5	40	7	89.9
1985	1/1	47	26	296	.553	1	36	0	65.7
1986	1/1	15	8	98	.533	2	24	0	34.2
1987	1/1	26	12	109	.462	1	33	0	42.0
Total	11/11	363	214	2671	.589	15	76	17	80.3

Year	G/S	Att.	Rushing		Long	TD
			Yds.	Avg.		
1979	16/1	3	22	7.3	13	0
1980	15/7	32	77	2.4	11	2
1981	16/16	25	95	3.8	20t	2
1982	9/9	30	118	3.9	21	1
1983	16/16	61	284	4.7	18	2
1984	16/15	39	118	3.0	15	2
1985	15/15	42	153	3.6	16	3
1986	8/8	17	38	2.2	17	0
1987	13/11	35	141	4.0	20	1
Career	124/98	284	1046	3.7	21	13
Playoffs						
1981	3/3	12	4	0.3	7	1
1983	2/2	7	56	3.2	18	0
1984	3/3	13	144	11.1	53	1
1985	1/1	1	0	0.0	0	0
1986	1/1	0	0	0.0	0	0
1987	1/1	3	20	6.7	14	0
Total	11/11	36	224	6.2	53	2

MONTANA'S NFL HONORS: All-Pro - 1987; All-NFC - 1981, 1984-85, 1987; Pro Bowl - 1982, 1984-86, 1986; MVP of Super Bowl XVI - 1982 & Super Bowl XIX - 1985; Navy NFL Co-MVP - 1981; Len Eshmont Award - 1986; Ed Block Award - 1986.

MONTANA'S 1981 GAME-BY-GAME

Game	Att.	Comp.	Yds.	Sacks	TD	Long	Int.
9-7 at Detroit	28	18	195	4/19	1	23	1
9-14 vs. Chicago	32	20	287	0/0	3	46t	0
9-20 at Atlanta	34	24	274	1/1	2	27	2
9-27 vs. New Orleans	22	16	175	1/7	1	60t	1
10-4 at Washington	28	15	193	2/25	0	40	1
10-11 vs. Dallas	29	19	279	0/0	2	78t	0
10-18 at Green Bay	32	23	220	1/9	0	22	0
10-25 vs. L.A. Rams	32	18	287	3/22	2	50	0
11-1 at Pittsburgh	37	22	205	1/10	1	23	2
11-8 vs. Atlanta	30	16	223	2/18	2	44	1
11-15 vs. Cleveland	42	24	213	3/26	0	18	2
11-22 at L.A. Rams	30	19	283	3/24	0	44	1
11-29 vs. N.Y. Giants	39	27	234	3/20	0	26	0
12-6 at Cincinnati	36	23	187	1/8	2	20	1
12-13 vs. Houston	26	18	204	1/4	1	41	0
12-20 at New Orleans	11	9	106	0/0	2	36	0

MONTANA'S 1981 POSTSEASON GAME-BY-GAME

Opponent	Att.	Comp.	Yds.	Sacks	TD	Long	Int.
1-3 vs. N.Y. Giants	31	20	304	3/16	2	58t	1
1-10 vs. Dallas	35	22	286	3/20	3	38	3
1-24 Cincinnati (SB XVI)	22	14	157	1/9	1	22	0

MONTANA'S 1982 GAME-BY-GAME

Opponent	Att.	Comp.	Yds.	Sacks	TD	Long	Int.
9-12 vs. L.A. Raiders	41	21	244	5/52	2	41t	1
9-19 at Denver	37	26	336	1/11	2	46t	2
11-21 at St. Louis	39	26	408	4/37	3	55	1
11-28 vs. New Orleans	42	27	334	2/13	2	30	1
12-2 at L.A. Rams	37	26	305	3/24	2	38t	0
12-11 vs. San Diego	46	31	356	0/0	3	43	2
12-19 vs. Atlanta	31	16	177	2/13	1	26	1
12-26 at Kansas City	35	20	253	3/16	0	51	2
1-2 vs. L.A. Rams	38	20	200	0/0	2	29t	1

MONTANA'S 1983 GAME-BY-GAME

Opponent	Att.	Comp.	Yds.	Sacks	TD	Long	Int.
9-3 vs. Philadelphia	20	10	118	1/9	0	26	1
9-8 at Minnesota	24	17	230	3/14	4	49	0
9-18 at St. Louis	32	20	341	1/5	3	69t	1
9-25 vs. Atlanta	32	27	261	0/0	3	31	2
10-2 at New England	38	25	288	5/36	2	50	0
10-9 vs. L.A. Rams	42	28	316	2/13	0	29	0
10-16 at New Orleans	27	17	145	2/1	0	25	1
10-23 at L.A. Rams	39	25	358	0/0	3	46t	0
10-30 vs. N.Y. Jets	36	21	233	1/6	1	33	2
11-6 vs. Miami	26	16	232	3/22	1	45	0
11-13 vs. New Orleans	43	26	283	2/10	3	24	2
11-20 at Atlanta	28	21	182	1/8	1	19	0
11-27 at Chicago	43	26	255	5/37	0	38	2
12-4 vs. Tampa Bay	31	21	227	1/6	0	33	0
12-11 at Buffalo	28	18	218	4/35	1	33	0
12-19 vs. Dallas	26	14	223	2/12	4	77t	1

MONTANA'S 1983 POSTSEASON GAME-BY-GAME

Opponent	Att.	Comp.	Yards	Sacks	TD	Long	Int.
12-31 vs. Detroit	31	18	201	2/13	1	27	1
1-8 at Washington	48	27	347	0/0	3	76	1

THE 49ERS ON KGO RADIO

The San Francisco 49ers will team with KGO Radio (810 am) again in 1988. Veteran Bay Area sportscasters Lon Simmons, Wayne Walker and Joe Starkey will provide play-by-play, analysis and on-field reports for radio listeners. The '88 radio network will span from Northern California to Oregon, Hawaii, Guam, and Samoa.

MONTANA'S 1984 GAME-BY-GAME

Opponent	Att.	Comp.	Yds.	Sacks	TD	Long	Int.
9-2 at Detroit	25	16	188	2/14	1	23	0
9-10 vs. Washington	40	24	381	2/14	2	56	0
9-16 vs. New Orleans	17	10	128	3/20	1	32t	1
9-23 at Philadelphia	0	0	0	0/0	0	0	0
9-30 vs. Atlanta	25	13	149	0/0	2	22t	0
10-8 at N.Y. Giants	24	15	207	1/1	3	59t	0
10-14 vs. Pittsburgh	34	24	241	0/0	0	32	1
10-21 at Houston	35	25	353	1/0	3	80t	1
10-28 at L.A. Rams	31	21	365	2/15	3	64t	0
11-4 vs. Cincinnati	42	27	301	1/7	2	39t	4
11-11 at Cleveland	30	24	263	1/8	2	60t	1
11-18 vs. Tampa Bay	23	19	247	2/9	0	47	0
11-25 at New Orleans	30	14	177	1/13	2	28	0
12-2 at Atlanta	24	12	165	2/18	2	64t	2
12-8 vs. Minnesota	21	15	246	0/0	3	59t	0
12-14 vs. L.A. Rams	31	20	219	4/19	2	47t	0

MONTANA'S 1984 POSTSEASON GAME-BY-GAME

Opponent	Att.	Comp.	Yds.	Sacks	TD	Long	Int.
12-29 vs. N.Y. Giants	39	25	309	4/28	3	29t	3
1-6 vs. Chicago	34	18	233	3/8	1	38	2
1-20 Miami (SB XIX)	35	24	331	1/5	3	40	0

MONTANA'S 1985 GAME-BY-GAME

Opponent	Att.	Comp.	Yds.	Sacks	TD	Long	Int.
9-8 at Minnesota	39	24	265	2/10	2	29	2
9-15 vs. Atlanta	26	19	204	3/20	1	38	1
9-22 at L.A. Raiders	24	14	255	2/16	2	38	0
9-29 vs. New Orleans	26	12	120	6/39	0	18	2
10-6 at Atlanta	57	37	429	1/9	5	46t	0
10-13 vs. Chicago	29	17	160	7/44	0	17	0
10-20 at Detroit	26	15	97	0/0	0	16	1
10-27 at L.A. Rams	30	22	306	2/5	3	73	0
11-3 vs. Philadelphia	— Did Not Play —						
11-11 at Denver	40	17	222	2/19	1	44	0
11-17 vs. Kansas City	34	23	235	0/0	2	38	0
11-25 vs. Seattle	33	17	237	1/7	2	33	3
12-1 at Washington	22	11	119	1/17	1	39	0
12-9 vs. L.A. Rams	36	26	328	4/28	3	66t	2
12-15 at New Orleans	38	25	354	1/5	3	52t	1
12-22 vs. Dallas	34	24	322	3/27	2	49t	1

MONTANA'S 1985 POSTSEASON GAME-BY-GAME

Opponent	Att.	Comp.	Yds.	Sacks	TD	Long	Int.
12-29 at N.Y. Giants	47	26	296	4/28	0	36	1

MONTANA'S 1986 GAME-BY-GAME

Opponent	Att.	Comp.	Yds.	Sacks	TD	Long	Int.
9-7 at Tampa Bay	46	32	356	2/21	1	23	1
9-14 at L.A. Rams	— Did Not Play —						
9-21 vs. New Orleans	— Did Not Play —						
9-28 at Miami	— Did Not Play —						
10-5 vs. Indianapolis	— Did Not Play —						
10-12 vs. Minnesota	— Did Not Play —						
10-19 at Atlanta	— Did Not Play —						
10-26 at Green Bay	— Did Not Play —						
11-2 at New Orleans	— Did Not Play —						
11-9 vs. St. Louis	19	13	270	1/4	3	45t	1
11-17 at Washington	60	33	441	3/23	0	42	3
11-23 vs. Atlanta	32	21	233	4/36	1	26	0
12-1 vs. N.Y. Giants	52	32	251	0/0	1	15	1
12-7 vs. N.Y. Jets	37	23	245	2/11	0	42	1
12-14 at New England	25	14	202	0/0	0	48	1
12-19 vs. L.A. Rams	36	23	238	0/0	2	44t	1

MONTANA'S 1986 POSTSEASON GAME-BY-GAME

Opponent	Att.	Comp.	Yds.	Sacks	TD	Long	Int.
1-4 at N.Y. Giants	15	8	98	0/0	0	24	1

MONTANA'S 1987 GAME-BY-GAME

Opponent	Att.	Comp.	Yds.	Sacks	TD	Long	Int.
9-13 at Pittsburgh	49	34	316	1/7	2	32	3
9-20 at Cincinnati	37	27	250	5/45	3	38t	0
10-11 at Atlanta	8	5	63	1/9	1	21	0
10-18 vs. St. Louis	39	31	334	1/7	4	35t	2
10-25 at New Orleans	32	18	256	3/18	3	39t	0
11-1 at L.A. Rams	30	21	294	1/8	3	51t	1
11-8 vs. Houston	46	32	289	1/9	3	23	2
11-15 vs. New Orleans	29	16	144	2/10	1	29t	2
11-22 at Tampa Bay	45	29	304	1/9	3	42t	1
11-29 vs. Cleveland	31	23	342	1/6	4	40t	1
12-6 at Green Bay	35	26	308	2/12	2	57t	1
12-14 vs. Chicago	8	4	47	2/14	0	18	0
12-20 vs. Atlanta	— Did Not Play —						
12-27 vs. L.A. Rams	9	6	107	1/3	2	46	0

MONTANA'S 1987 POSTSEASON GAME-BY-GAME

Opponent	Att.	Comp.	Yds.	Sacks	TD	Long	Int.
1-9 vs. Minnesota	26	12	109	4/24	0	33	1

Calvin Nicholas • 88

WIDE RECEIVER • GRAMBLING • 1ST YEAR
HT: 6-4 • WT: 208 • BORN: 6-11-64 • (D-11 IN '87)

PRO: Large, speedy pass catcher . . . Still learning finer points of position.

1987: Played in four preseason contests . . . Had 13-yard scoring grab at L.A. Raiders (8-15) on only catch in preliminary action . . . Injured left hand late in training camp . . . Placed on injured reserve Aug. 31 . . . Spent remainder of year on I.R . . . Selected with 302nd pick in '87 draft.

COLLEGE: One of the premier receivers in the Southwestern Athletic Conference prior to suffering knee injury in 1985 preseason drills . . . Recovered slowly, finally rounding into form near end of senior campaign (1986) . . . Named honorable mention all-conference, seeing action in eight of 11 games . . . Had season-high six passes for 89 yards and a score in a 30-3 win over Southern in '86 season finale . . . Lettered as a freshman defensive back.

PERSONAL: Born Calvin Lewis Nicholas in Baton Rouge, LA, and was a Louisiana all-district defensive back and wide receiver at Baton Rouge McKinley High . . . Majored in computer science at Grambling.



Tory Nixon • 20

CORNERBACK • SAN DIEGO STATE • 4TH YEAR
HT: 5-11 • WT: 186 • BORN: 2-24-62 • (TRADE IN '85)

PRO: Continues to hone skills and improve play . . . Valuable contributor to team . . . Quality corner defender.

1987: Solid season as team's 'nickel' back . . . Added 11 of 28 total tackles on special teams . . . Equaled career high with five stops at L.A. Rams (11-1) . . . Matched that total vs. Cleveland (11-29) . . . Had two tackles, an interception, and two passes defended vs. Atlanta (12-20).

1986: Became 'nickel' cornerback late in preseason and played that spot for remainder of year . . . Subbed briefly at free safety against Atlanta (10-19) . . . Returned first career interception 88 yards for a score, securing victory at Green Bay (10-26) . . . Named Niners' special teams player-of-the-year for his 13 total tackles, including 12 solo stops, while covering punts and kickoffs.

1985: Came to the 49ers by trade from Washington Redskins on final cut-down day prior to start of regular season . . . Played mainly on special teams early in year, but moved into 'nickel' cornerback spot by late season . . . Second on team with 12 special teams tackles . . . Started first game of pro career at N.Y. Giants (12-29) in wild card playoff contest.

CAREER: Selected in second round (33rd overall) by Washington in '85



NIXON, Cont.

draft . . . San Francisco surrendered a sixth-round pick in '86 draft to Redskins in exchange for Nixon six days prior to start of '85 season.

COLLEGE: Recorded 60 tackles and five interceptions as a senior in '84 . . . Named All-WAC and honorable mention All-America . . . Returned two interceptions for scores and set school record with 223 return yards as a senior . . . Team leader with four pickoffs as a junior . . . Added 58 tackles . . . Began career at University of Arizona as walk-on basketball player . . . Spent two years at Phoenix (AZ) Community College before transferring to SDSU . . . Earned business/finance degree from SDSU.

PERSONAL: Born Torran Blake Nixon in Eugene, OR, and competed in football, basketball, and track at Phoenix (AZ) Shadow Mountain High . . . Averaged 16 points per game as a junior basketball player, but did not play hoops his senior year due to an ankle injury suffered during football season . . . He and wife (Liz) have a son, Blake Charles (4-21-87) . . . The family lives in San Diego, CA, during the offseason.

NIXON'S PRO STATISTICS

Year	G/S Tot.	Tackles		Interceptions		Pass Def.	Fum. Rec.
		Solo	Ast.	No./Yds./TD			
1985	16/0 26	24	2	0/ 0/0	1	0	
1986	16/0 30	25	5	2/106/1	3	0	
1987	12/0 24	21	3	1/ 5/0	7	0	
Career	44/0 80	70	10	3/111/1	11	0	
Playoffs							
1985	1/1 1	1	0	0/ 0/0	0	0	
1986	1/0 0	0	0	0/ 0/0	0	0	
1987	1/0 0	0	0	0/ 0/0	0	0	
Totals	3/1 1	1	0	0/ 0/0	0	0	

OTHER STATS: Forced Fumbles - 1985 (1).

NIXON'S PERSONAL NFL BESTS

TOTAL TACKLES - 5 (several times)

SOLO - 5 (twice: at L.A. Rams - 11-1-87 & vs. Cleveland - 11-29-87)

ASSISTS - 2 (vs. Minnesota - 10-12-86)

INTERCEPTIONS - 1 (several times)

INTERCEPTION RETURN YARDS - 88 (at Green Bay - 10-26-86)

LONG INTERCEPTION RETURN - 88ft (at Green Bay - 10-26-86)

PASSES DEFENSED - 2 (vs. Atlanta - 12-20-87)

FORCED FUMBLES - 1 (vs. Dallas - 12-22-85)

FUMBLE RECOVERIES - 1 (at New England - 12-14-86)



William "Bubba" Paris • 77

TACKLE • **MICHIGAN** • **6TH YEAR**
HT: 6-6 • **WT: 299** • **BORN: 10-6-60** • **(D-2 IN '82)**

PRO: Massive, yet agile player . . . Regarded as fine "drive" blocker . . . Proficient pass protector.

1987: Lost, then won back starting job at left tackle . . . Starter at beginning of season . . . Injured right calf late in third quarter at New Orleans (10-25), replaced by Steve

Wallace . . . Replaced in starting lineup by Wallace beginning at L.A. Rams (11-1) . . . Started in place of the injured Wallace (R shoulder) vs. Cleveland (11-29) . . . and remained in starting lineup for rest of regular season and NFC Divisional Playoff Game.

1986: Came on strong following return from knee surgery . . . Started first five games before sustaining right knee injury vs. Indianapolis (10-5) . . . Underwent knee surgery (Oct. 6) . . . Remained on active roster, but did not dress Weeks 6-10 . . . Back in starting lineup vs. N.Y. Giants (12-1) . . . Started all remaining regular season contests and NFC Divisional Playoff Game.

1985: Started all 16 regular season games, and wild card playoff contest . . . Did not miss a down due to injury.

CAREER: Team's first pick in '82 draft as initial choice in second round (29th overall) . . . Injured right knee in final preseason game of '82 (at Seattle, 9-2), and missed all of that season while recuperating.

COLLEGE: Selected All-Big Ten and second team All-America as a senior in '81 . . . Played in Hula, Japan, and Olympia Gold Bowls to conclude career . . . Started final 32 contests for Wolverines . . . Earned B.A. in Liberal Arts.

PERSONAL: Born William H. Paris in Louisville, KY, and attended Louisville DeSales High, where he was team captain and MVP as a senior . . . Given nickname by high school teammates who compared Paris to former all-pro defensive end Bubba Smith . . . Serves as a motivational speaker for charitable and business events . . . Spent past two offseasons working with local lending institution . . . Elected as team's NFLPA rep during the '87 season . . . He and wife (Lynne) have six children, sons—Wayne (4-27-80), David Allen (2-3-84), Austin Bubba (2-5-85), and Brandon 'Henri' (6-25-86); and twin girls—Ashley Star and Courtney Lynn born (9-21-87) . . . The family lives in San Jose, CA.

PARIS' PRO STATS: REGULAR SEASON GAMES/STARTS - 1983 (16/16), 1984 (16/15), 1985 (16/16), 1986 (10/9), 1987 (11/8), CAREER (69/64); POSTSEASON GAMES/STARTS - 1983 (2/2), 1984 (3/3), 1985 (1/1), 1986 (1/1), 1987 (1/1), POSTSEASON TOTALS (8/8).

John Paye • 15

QUARTERBACK • STANFORD • 1ST YEAR
HT: 6-3 • WT: 195 • BORN: 3-30-65 • (D-10 IN '87)

PRO: Prospect at quarterback position . . . Had promising collegiate career . . . Intelligent and diligent.

1987: Practiced early in training camp . . . Saw brief action vs. San Diego (8-27) . . . Completed two of four passes for nine yards . . . Placed on injured reserve Aug. 31, to complete rehabilitation for previous surgery on right shoulder . . . Spent entire year on I.R. . . Selected with 275th pick in draft.

COLLEGE: Earned second team All-Pac 10 honors in '86, completing 217 of 349 passes for 2,261 yards and 14 touchdowns . . . Also rushed for two scores . . . Suffered shoulder separation late in year forcing him to miss 1987 Gator Bowl . . . As a junior in '85, Paye led conference in passing and total offense . . . Sustained two separate finger injuries during sophomore



PAYE, Cont.

season in '84 that limited effectiveness . . . Threw only 147 passes (77 completions) for 848 yards due to injuries . . . Set freshman records in '83 for completions (150), attempts (297), yards (1,971), and touchdowns (10) . . . Played three seasons for Cardinal basketball team.

PERSONAL: Born John Anthony Paye . . . Prepped at nearby Menlo School, in Menlo Park, CA, where he was a *Parade Magazine* football All-America . . . Two-time (1982-83) Peninsula Conference Football Player-of-the-Year, and San Mateo County basketball Player-of-the-Year in '83 . . . Economics major at Stanford . . . Coached younger sister's (Kate) Menlo High girls basketball team to quarterfinals of 1988 state championships . . . Single, lives in Atherton, CA.



Johnnie Poe • 24

CORNERBACK-SAFETY • MISSOURI • 8TH YEAR
HT: 6-1 • WT: 194 • BORN: 8-29-59 • (FA IN '88)

PRO: Top-flight, veteran campaigner . . . Experienced and smart . . . Comes to team following seven-year stint with rival New Orleans Saints.

1987: Started first two games of year . . . Had outstanding post-strike season as Saints' 'nickel' back and 'big play' special teams performer . . . Nearly half of 27 total tackles came on coverage teams . . . Blocked two field goals . . . Returned blocked field goal 61 yards for a score vs. San Francisco (11-15) . . . Made only interception of year at Pittsburgh (11-29) . . . Also had five passes defended and one forced fumble.

1986: Fourth on team with 74 total tackles . . . Started every game for fifth consecutive season . . . Blocked two field goals, including one vs. San Francisco (11-2).

1985: Returned an interception 40 yards for a touchdown vs. Philadelphia . . . Added 21-yard return of blocked field goal.

1984: Had one interception while starting all 16 games.

1983: Started first two games at strong safety prior to moving back to cornerback . . . Saints' **TEAM LEADER** with seven interceptions . . . Named UPI All-NFC . . . Pro Bowl alternate.

CAREER: Selected with Saints' second pick of sixth round (144th overall) of '81 draft . . . Has missed only one game (during rookie season) in career.

COLLEGE: Entered school as a wide receiver, but was converted to defensive back prior to his sophomore season . . . Honorable mention All-Big Eight as a junior in '79 . . . All-conference in '80 . . . Played in Tigers' defensive backfield with current Niner Eric Wright (2B/40th overall of '81 draft).

PERSONAL: Born Johnnie Edward Poe in St. Louis, MO, and played football and ran track at St. Louis Lincoln High . . . He and wife (Sharon) have a daughter, Letresha (10-7-80); and a son, Terrence (2-8-83) . . . The family lives in Kenner, LA, during the offseason.

POE'S PRO STATISTICS

Year	G/S	Tot.	Tackles		Interceptions		Pass Def.	Fumbles	
			Solo	Ast.	No./Yds./TD	Rec./Yds.			
1981	15/15	69	32	37	1/ 0/0	14	1/10		
1982	9/9	34	27	7	0/ 0/0	14	1/ 0		
1983	16/16	125	68	57	7/146/1	27	2/ 0		
1984	16/16	118	56	62	1/ 16/0	19	0/ 0		
1985	16/16	83	66	17	3/ 63/1	21	1/ 0		
1986	16/16	74	65	9	4/ 42/0	12	1/ 0		
1987	12/2	27	25	2	1/ 0/0	5	0/ 0		
Career	100/90	530	339	191	17/267/2	112	6/10		
Playoffs									
1987	1/0	2	2	0	0/ 0/0	1	0/ 0		

OTHER STATS: FORCED FUMBLES - 1981 (1), 1982 (1), 1986 (3), 1987 (1), **CAREER** (6); **SACKS** - 1986 (1 for 1 yard); **PUNT RETURNS** - 1981 (1 for 2 yards), 1986 (8 for 71 yards), **CAREER** (9 for 73 yards); **BLOCKED KICKS** - 1986 (2.0), 1987 (2), **CAREER** (4); **BLOCKED FIELD GOAL RETURN YARDS** - 1985 (21 yards), 1987 (61 yards, 1 TD), **CAREER** (82 yards, 1 TD).

POE'S PERSONAL NFL BESTS

SACKS - 1 (vs. Washington - 10-5-86)
YARDS - 1 (vs. Washington - 10-5-86)
INTERCEPTIONS - 2 (vs. Chicago - 9-18-83)
INTERCEPTION RETURN YARDS - 60 (vs. Chicago - 9-18-83)
LONG INTERCEPTION RETURN - 40t (vs. Philadelphia - 10-6-85)
PASSES DEFENSED - 5 (twice: vs. Cincinnati - 10-25-81 & at Atlanta - 10-9-83)
FORCED FUMBLES - 1 (several times)
FUMBLE RECOVERIES - 1 (several times)
LONG FUMBLE RETURN - 10 (vs. Pittsburgh - 10-4-81)
PUNT RETURNS - 5 (vs. New England - 11-30-86)
PUNT RETURN YARDS - 53 (vs. New England - 11-30-86)
LONG PUNT RETURN - 17 (vs. New England - 11-30-86)
BLOCKED FIELD GOAL - 1 (at Minnesota - 12-21-86)
LONG BLOCKED FIELD GOAL RETURN - 51t (at San Francisco - 11-15-87)

Tom Rathman • 44

FULLBACK • **NEBRASKA** • **3RD YEAR**
HT: 6-1 • **WT: 232** • **BORN: 10-7-62** • **(D-3A IN '86)**

PRO: Brawny, bruising runner... Brings punishing "run and stun" attack to Niners' backfield... Possesses fine receiving skills.

1987: His insertion into starting lineup (at L.A. Rams—11-1) provided catalyst that lifted team to League-leading rushing yardage total (2,237)... Scored on first run from scrimmage of season (nine yards) at L.A. Rams (11-1)... Totaled 31 yards on seven carries and had three receptions for 38 yards in Rams' contest... Set career highs with six receptions, 60 receiving yards, and two receiving touchdowns vs. Houston (11-8)... Added 57 rushing yards on 12 carries (4.8 average) in that contest... Did not start at Green Bay (12-6) as team opened in two tight end alignment... Had career-long 35-yard run, and five-yard TD reception against Packers... Had seven rushes for 30 yards, and two receptions for 37 yards, vs. L.A. Rams (12-27)... Rushed once for 12 yards and caught two



RATHMAN, Cont.

passes for 18 yards in NFC Divisional Playoff Game vs. Minnesota (1-9) . . . Added a tackle on special teams . . . Only Niners' running back, among regulars, with more receptions yards (329) than rushing yards (257) . . . Had nine special teams stops, and one tackle following an interception.

1986: Aided team as back-up fullback and on special teams . . . Replaced injured Roger Craig (hip) in initial start as a pro vs. Indianapolis (10-5) . . . Had three rushes for seven yards and three receptions for 19 yards in that game . . . Had best game with 55 rushing/25 receiving yards vs. N.Y. Jets (12-7), including team's longest run from scrimmage in '86—29-yard TD gallop . . . **TEAM LEADER** with 18 special teams tackles.

CAREER: First of three 49ers' selections in third round of '86 draft (56th overall) . . . San Francisco also selected Tim McKyer and John Taylor in that round.

COLLEGE: Rushed for 1,425 yards and averaged better than six yards-per-carry during four-year career . . . Caught only five passes during same period . . . Scored 13 career touchdowns, first TD was on pass reception (all other scores by rushing) . . . All-Big Eight as a senior with 881 yards and eight touchdowns . . . Had three runs of 50-or-more yards, including career-long 80-yard scoring burst in '85 . . . Rushed for 381 yards and scored four times as a junior, although serving mainly as a blocking back . . . Saw limited action as a sophomore following redshirt '82 season . . . Was back-up to 49ers' Roger Craig during first season at Nebraska.

PERSONAL: Born Thomas Dean Rathman in Grand Island, NE, and played fullback/linebacker at Grand Island High . . . He and wife (Holly) have a daughter, Nicole Christine (10-25-86), and live in Redwood Shores, a community in Redwood City, CA.

RATHMAN'S PRO STATISTICS

Year	Rushing						Receiving				
	G/S	Att.	Yds.	Avg.	Long	TD	No.	Yds.	Avg.	Long	TD
1986	16/1	33	138	4.2	29†	1	13	121	9.3	14	0
1987	12/7	62	257	4.1	35	1	30	329	11.0	29	3
Career	28/8	95	395	4.2	35	2	43	450	10.5	29	3
Playoffs											
1986	1/0	3	8	2.7	5	0	0	0	0.0	0	0
1987	1/0	1	12	12.0	12	0	2	18	9.0	13	0
Total	2/0	4	20	5.0	12	0	2	18	9.0	13	0

Year	Kickoff Returns						Tackles		
	G/S	No.	Yds.	Avg.	Long	TD	Tot.	Solo	Ast.
1986	16/1	3	66	22.0	22	0	19	11	8
1987	12/7	2	37	18.5	21	0	6	5	1
Career	28/8	5	103	20.6	22	0	25	16	9
Playoffs									
1986	1/0	0	0	0.0	0	0	3	3	0
1987	1/0	3	45	15.0	23	0	1	1	0
Total	2/0	3	45	15.0	23	0	4	4	0

RATHMAN'S PERSONAL NFL BESTS

RUSHES - 12 (vs. Houston - 11-8-87)

RUSHING YARDS - 57 (vs. Houston - 11-8-87)

LONG RUSH - 35 (at Green Bay - 12-6-87)
TD RUSHES - 1 (twice: vs. N.Y. Jets - 12-7-86 & at L.A. Rams - 11-1-87)
RECEPTIONS - 6 (twice: vs. Houston - 11-8-87 & at Tampa Bay - 11-22-87)
RECEIVING YARDS - 60 (twice: vs. Houston - 11-8-87 & vs. Cleveland - 11-29-87)
LONG RECEPTION - 29 (vs. Cleveland - 11-29-87)
KICKOFF RETURNS - 3 (at New England - 12-14-86)
KICKOFF RETURN YARDS - 63 (at New England - 12-14-86)
LONG KICKOFF RETURN - 22 (twice: at New England - 12-14-86)
TOTAL TACKLES - 2 (several times)
SOLO - 2 (several times)
ASSISTS - 2 (vs. Indianapolis - 10-5-86)

Jerry Rice • 80

WIDE RECEIVER • MISSISSIPPI VALLEY STATE • 4TH YEAR
HT: 6-2 • WT: 200 • BORN: 10-13-62 • (D-1 IN '85)

PRO: Quite possibly the most dominating offensive player in the game today... A thoroughbred... Inspires teammates with exhilarating performances... Follows premise that "the responsibility of talent is hard work".



1987: NFL's Most Valuable Player... First 49er so honored since quarterback John Brodie in 1970... Experienced season unparalleled in NFL annals... **NFL LEADER**, and set **TEAM RECORD**, with 138 points... Most points ever scored by a wide-out, and most points scored by a non-kicker since Washington Redskins running back John Riggins chalked up 144 points on an NFL-record 24 touchdowns... First wide receiver to take scoring crown since Elroy (Crazylegs) Hirsch in '51... More than doubled touchdown total of nearest non-kicker (Jets, Johnny Hector—11 TDs)... Set **NFL RECORD** with 22 receiving touchdowns... Shattered previous mark of 18 set by Mark Clayton in '84... Established another **NFL RECORD** by scoring on a pass reception in 13 consecutive games (includes final game of '86 season and is active entering 1988)... Also rushed for a score on five-yard reverse vs. Atlanta (12-20)... Second touchdown catch (25 yards) at Cincinnati (9-20) tied score with no time remaining... Subsequent extra point won game and launched team to eight-game winning streak... Played Cincinnati contest with severe knee sprain... Had TD scores of 46 and 50 yards vs. New Orleans (11-15)... Tied **TEAM RECORD** three times with three TD receptions against: Tampa Bay (11-22), Cleveland (11-29), and Chicago (12-14)... Exploded through three defenders in route to decisive 57-yard TD at Green Bay (12-6)... Made three catches for 28 yards in NFC Divisional Playoff Game vs. Minnesota (1-9)... **TEAM LEADER** with 1,078 receiving yards... Yardage total was second only to Cardinals' J.T. Smith's 1,117 in NFL... Consensus all-pro... Starter for NFC Pro Bowl squad.

1986: NFL LEADER, and set **TEAM RECORDS**, with 1,570 receiving yards and 15 receiving TDs... Third highest single-season receiving yardage total in NFL history... Totaled 86 receptions to lead NFC... His three TDs vs. both the Colts and Cardinals tied the **TEAM RECORD** for touchdown receptions in a game... Tied **TEAM RECORD** with 12 catches (204 yards) at Washington (11-17)... Set **TEAM RECORDS** for TD receptions (15) and total touchdowns (16)—surpassed in '87... Had 20

RICE, Cont.

receptions of 20-or-more yards . . . Rushed for one score (vs. N.Y. Giants), and tossed a pass for 16 yards (vs. St. Louis) . . . Tied **TEAM RECORD** with six games of 100-or-more yards . . . Selected as starter on 1987 NFC Pro Bowl squad . . . Consensus all-pro . . . Sports Illustrated's NFL Player-of-the-Year.

1985: Established **TEAM RECORD** for rookies with 927 receiving yards . . . Named UPI NFC Rookie-of-the-Year and NFLPA Offensive Rookie-of-the-Year . . . Selected to Pro Football Weekly's all-rookie team . . . **TEAM LEADER** with 18.9 average per catch . . . Set **TEAM RECORD** with 241 receiving yards (10 receptions) vs. L.A. Rams (12-9) . . . First career TD came on 25-yard snag at Atlanta (10-6).

CAREER: Selected in first round (16th overall) of '85 draft . . . Third wide receiver taken behind Al Toon (10th—N.Y. Jets) and Eddie Brown (13th—Cincinnati).

COLLEGE: Totaled 4,693 yards and set 18 NCAA Division 1-AA records during four-year career . . . Had more than 100 receptions each of last two seasons . . . Recorded 1,845 yards and scored 28 TDs as a senior in '84 . . . Exceeded 1,000 yards receiving three consecutive years . . . Named to most All-America teams as a senior . . . Was MVP in Blue-Gray Game and played in Freedom Bowl.

PERSONAL: Born Jerry Lee Rice in Starkville, MS, and attended Moor High in Crawford, MS . . . Competed in football, basketball, and track . . . He and wife (Jackie) have a daughter, Jaqui Bonet (6-7-87) . . . The family divides time between Crawford, MS, and Redwood City, CA, during the offseason.

RICE'S 1985 GAME-BY-GAME RECEIVING

Opponent	No.	Yds.	Avg.	Long	TD
9-7 at Minnesota	4	67	16.8	23	0
9-15 vs. Atlanta	2	35	17.5	20	0
9-22 at L.A. Raiders	3	94	31.3	38	0
9-29 vs. New Orleans	0	0	0.0	0	0
10-6 at Atlanta	3	42	14.0	25t	1
10-13 vs. Chicago	3	37	12.3	17	0
10-20 at Detroit	1	3	3.0	3	0
10-27 at L.A. Rams	2	17	8.5	9	0
11-3 vs. Philadelphia	3	70	23.3	41	1
11-11 at Denver	4	67	16.8	33	0
11-17 vs. Kansas City	1	19	19.0	19	0
11-25 vs. Seattle	2	42	21.0	28	0
12-1 at Washington	0	0	0.0	0	0
12-9 vs. L.A. Rams	10	241+	24.1	66t	1
12-15 at New Orleans	4	82	20.5	42	0
12-22 vs. Dallas	7	111	15.9	31	0

RICE'S 1985 POSTSEASON GAME-BY-GAME

12-29 at N.Y. Giants	4	45	11.3	20	0
----------------------	---	----	------	----	---

RICE'S 1986 GAME-BY-GAME RECEIVING

Opponent	No.	Yds.	Avg.	Long	TD
9-7 at Tampa Bay	5	54	10.8	14	0
9-14 at L.A. Rams	6	157	26.1	66t	1
9-21 vs. New Orleans	7	120	17.1	26	0
9-28 at Miami	3	76	25.3	50t	2
10-5 vs. Indianapolis	6	172	28.6	58t	3+
10-12 vs. Minnesota	7	144	20.5	59	2
10-19 at Atlanta	3	58	19.3	27	0
10-26 at Green Bay	4	49	12.2	16	1
11-2 at New Orleans	4	44	11.0	21	0
11-9 vs. St. Louis	4	156	39.0	44t	3+
11-17 at Washington	12+	204	17.0	39	0
11-23 vs. Atlanta	4	47	11.7	17	1
12-1 vs. N.Y. Giants	9	86	9.5	15	1
12-7 vs. N.Y. Jets	5	97	19.4	42	0
12-14 at New England	4	35	8.7	22	0
12-19 vs. L.A. Rams	3	71	23.6	44t	1
Totals	86	1,570*	18.3	66t	15

RICE'S 1986 POSTSEASON GAME-BY-GAME

1-4 at N.Y. Giants	3	48	16.0	0	24
--------------------	---	----	------	---	----

RICE'S 1987 GAME-BY-GAME RECEIVING

Opponent	No.	Yds.	Avg.	Long	TD
9-13 at Pittsburgh	8	106	13.2	32	1
9-20 at Cincinnati	4	86	21.5	34t	2
10-25 at New Orleans	6	89	14.8	39	1
11-1 at L.A. Rams	3	70	23.3	51t	1
11-8 vs. Houston	7	77	11.0	21	1
11-15 vs. New Orleans	4	108	27.0	50t	2
11-22 at Tampa Bay	7	103	14.7	42t	3+
11-29 vs. Cleveland	7	126	18.0	30t	3+
12-6 at Green Bay	4	90	22.5	57t	1
12-14 vs. Chicago	8	75	9.3	17	3+
12-20 vs. Atlanta	4	58	14.5	27	2
12-27 vs. L.A. Rams	3	90	30.0	50t	2
Totals	65	1,078	16.6	57t	22*

RICE'S 1987 POSTSEASON GAME-BY-GAME

1-9 vs. Minnesota	3	28	9.3	13	0
-------------------	---	----	-----	----	---

* Team Record. + Ties Team Record.

OTHER STATS: PASSING - 1985 (0 for 1), 1986 (1 for 2, 16 yards), **CAREER** (1 for 3, 16 yards); **KICKOFF RETURNS** - 1985 (1 for 6 yards).

RICE'S NFL HONORS: All-Rookie - 1985; NFC Rookie-of-the-Year - 1985; NFC Offensive Rookie-of-the-Year - 1985; All-NFC - 1986-87; Pro Bowl - 1986-87; All-Pro - 1986-87; *Sports Illustrated* Player-of-the-Year - 1986-87; NFL MVP - 1987; *The Sporting News* - NFL Player-of-the-Year - 1987; Len Eshmont Award - 1987.

RICE'S PRO STATISTICS

Year	G/S	Receiving					Rushing				
		No.	Yds.	Avg.	Long	TD	Att.	Yds.	Avg.	Long	TD
1985	16/4	49	927	18.9	66t	3	6	26	4.3	15t	1
1986	16/15	86	1570	18.3	66t	15	10	72	7.2	18	1
1987	12/12	65	1078	16.6	57t	22	8	51	6.4	17	1
Career	44/31	200	3575	17.9	66t	40	24	149	6.2	18	3
Playoffs											
1985	1/1	4	45	11.3	20	0	0	0	0.0	0	0
1986	1/1	3	48	16.0	24	0	0	0	0.0	0	0
1987	1/1	3	28	9.3	13	0	0	0	0.0	0	0
Total	3/3	10	121	12.1	24	0	0	0	0.0	0	0

RICE'S PERSONAL NFL BESTS

RECEPTIONS - 12 (at Washington - 11-17-86)

RECEIVING YARDS - 241 (vs. L.A. Rams - 12-9-85)

LONG RECEPTION - 66t (twice: from Joe Montana vs. L.A. Rams - 12-9-85 & from Jeff Kemp at L.A. Rams - 9-14-86)

TD RECEPTIONS - 3 (five times: vs. Indianapolis - 10-5-86, vs. St. Louis - 11-9-86, at Tampa Bay - 11-22-87, vs. Cleveland - 11-29-87, & vs. Chicago - 12-14-87)

RUSHES - 2 (twice: vs. L.A. Rams - 12-9-85 & vs. New Orleans - 11-15-87)

RUSHING YARDS - 22 (vs. New Orleans - 11-15-87)

LONG RUSH - 18 (at Atlanta - 10-19-86)

TD RUSHES - 1 (several times)

KICKOFF RETURNS - 1 (vs. New Orleans - 9-29-85)

KICKOFF RETURN YARDS - 6 (vs. New Orleans - 9-29-85)

PASSES ATTEMPTED - 1 (several times)

COMPLETIONS - 1 (vs. St. Louis - 11-9-86)

PASSING YARDS - 16 (vs. St. Louis - 11-9-86)

LONG PASS - 16 (vs. St. Louis - 11-9-86)

TOTAL TACKLES - 1 (several times)

SOLO - 1 (several times)

RICE'S 100-YARD RECEIVING GAMES - (12) - 241 (vs. L.A. Rams - 12-9-85), 204 (at Washington - 11-17-86), 172 (vs. Indianapolis - 10-5-86), 157 (at L.A. Rams - 9-14-86), 156 (vs. St. Louis - 11-9-86), 144 (vs. Minnesota - 10-12-86), 126 (vs. Cleveland - 11-29-87), 120 (vs. New Orleans - 9-21-86), 111 (vs. Dallas - 12-22-85), 108 (vs. New Orleans - 11-15-87), 106 (at Pittsburgh - 9-13-87), and 103 (at Tampa Bay - 11-22-87).



Larry Roberts • 91

DEFENSIVE END • ALABAMA • 3RD YEAR
HT: 6-3 • WT: 275 • BORN: 6-2-63 • (D-2 IN '86)

PRO: Quick, improving young lineman . . . Can rush passer effectively from outside or interior of line.

1987: Did not play in opener due to right knee injury sustained during training camp . . . Started the following week at Cincinnati (9-20), and at New Orleans (10-25), when team opened with four down-linemen . . . Had four tackles, including a sack, at L.A. Rams (11-1) . . . Recorded 23-yard sack vs. Chicago (12-14) . . . Credited with two tackles and knocked down a pass at line of scrimmage vs. Atlanta (12-20).

1986: Arrived at training camp nearly three weeks late due to contractual

holdout . . . Earned first professional start vs. New Orleans (9-21) . . . First sack of career at Atlanta (10-19) . . . Had 'hit-of-the-year' with monstrous belting of Cardinals' running back "Stump" Mitchell . . . Had two sacks and three total stops vs. N.Y. Jets (12-7).

CAREER: Selected in the second round (39th overall) of '86 draft . . . San Francisco's first pick of the '86 draft.

COLLEGE: Recorded 77 total tackles in three years . . . Played tight end as a freshman . . . Part-time starter from 1983-85 . . . Usually played in passing situations . . . Had just four tackles in '83 . . . Upped that total to 25 as a junior in '84, including three sacks (14 yards) . . . Had 48 total stops and three sacks (25 yards) as a senior in '85 . . . Recorded career-high 10 tackles and one sack (seven yards) that year vs. Texas A&M . . . Played in Senior Bowl.

PERSONAL: Born Larry P. Roberts in Dothan, AL, and played football at Dothan Northview High . . . Voted player-of-the-year as tight end/defensive end as a senior . . . Single, lives in the Redwood Shores area of Redwood City, CA.

ROBERTS' PRO STATISTICS

Year	G/S	Tot.	Tackles		Sacks	Interceptions	Fumbles
			Solo	Ast.	No./Yds.	No./Yds.	Rec./Yds.
1986	16/2	28	19	9	5.5/49.5	0/0	1/0
1987	11/2	19	10	9	2/32	0/0	0/0
Career	27/4	47	29	18	7.5/81.5	0/0	1/0
Playoffs							
1986	1/0	1	1	0	0/0	0/0	0/0
1987	1/0	1	0	1	0/0	0/0	0/0
Total	2/0	2	1	1	0/0	0/0	0/0

OTHER STATS: FORCED FUMBLES - 1986 (1); PASSES DEFENSED - 1986 (1), 1987 (1), CAREER (2).

ROBERTS' PERSONAL NFL BESTS

TACKLES - 4 (twice: at New Orleans - 10-25-87 & vs. Chicago - 12-14-87)

SOLO - 3 (twice: vs. St. Louis - 11-9-86 & vs. N.Y. Jets - 12-7-86)

ASSISTS - 3 (vs. Chicago - 12-14-87)

SACKS - 2 (vs. N.Y. Jets - 12-7-86)

YARDS - 23 (vs. Chicago - 12-14-87)

PASSES DEFENSED - 1 (twice: vs. N.Y. Jets - 12-7-86 & vs. Atlanta - 12-20-87)

FORCED FUMBLES - 1 (at Atlanta - 10-19-86)

FUMBLE RECOVERIES - 1 (vs. Minnesota - 10-12-86)

Max Runager • 4

PUNTER • SOUTH CAROLINA • 10TH YEAR
HT: 6-1 • WT: 189 • BORN: 3-24-56 • (FA IN '84)

PRO: A fine "diagonal" punter . . . Often called upon to pin opposition deep in its' own territory.

1987: Had fewest punts (55) of four-year career with Niners . . . Placed 13 punts down inside 20-yard line . . . Held for placements Weeks 14-16, subbing for injured Joe Montana



RUNAGER, Cont.

... Four-year tenure is longest for Niners' punter since Tom Wittum's five-year grip from 1973-77.

1986: His 41.6 average was third highest season average of career and nearly two yards better than his '85 figure ... Had 23 punts downed inside the 20-yard line, fourth best total in NFC ... Had punt blocked and recovered in end zone for touchdown vs. Minnesota (10-12) ... Forced fumble while making touchdown-saving tackle after blocked punt vs. Jets (12-7) ... Tied **TEAM RECORD** for most punts in a playoff game with 10 in NFC Divisional Playoff Game at N.Y. Giants (1-4)

1985: Set **TEAM RECORD** with 30 punts downed inside the 20-yard line ... Also had personal highs with 86 punts and 3,422 yards.

1984: Joined 49ers as a free agent prior to third regular season game ... Established career-high 41.8 mark on 56 punts.

CAREER: Selected by Philadelphia in eighth round (211th overall) of '79 draft ... Played five years (1979-83) for Eagles ... Released after fourth game of '83 season by Philadelphia, re-signed by Eagles four weeks later.

COLLEGE: Made team as a walk-on ... Set school records with 42.8 average as a junior ... Team captain during senior year, while averaging 40.8 yards per punt ... Holds health education degree.

PERSONAL: Born Max Culp Runager in Orangeburg, SC, and played football at Orangeburg Wilkerson High ... Max and wife (Mikie, sister of Ray Wersching's wife—Chrissy) have one son, Kolby (4-7-83) ... The family lives in Williamsburg, VA, during the offseason.

RUNAGER'S PRO STATISTICS

Year	G	Punts	Yards	Avg.	TB	I-20	Long
(Philadelphia)							
1979	16	74	2927	39.6	14	14	57
1980	16	75	2947	39.3	8	17	58
1981	15	63	2567	40.7	6	18	64
1982	9	44	1784	40.5	1	8	53
1983	12	59	2459	41.7	5	12	55
(San Francisco)							
1984	14	56	2341	41.8	12	18	59
1985	16	86	3422	39.8	9	30	57
1986	16	83	3450	41.6	8	23	62
1987	12	55	2157	39.2	7	13	56
Career	126	595	24054	40.4	70	153	64

Playoffs

(Philadelphia)							
1979	2	9	383	42.5	1	2	52
1980	3	11	382	34.7	1	2	56
1981	1	7	297	42.4	0	4	47
(San Francisco)							
1984	3	11	425	38.6	0	2	48
1985	1	6	228	38.0	1	1	46
1986	1	10	400	40.0	0	3	49
1987	1	6	245	40.8	0	1	49
Total	12	60	2357	39.3	3	15	56

RUNAGER'S PERSONAL NFL BESTS**PUNTS** - 10 (at N.Y. Giants - 1-4-87)**PUNTING YARDS** - 400 (at N.Y. Giants - 1-4-87)**PUNTING AVERAGE** - 49.3 (at Houston - 10-21-84) 1-20 - 5 (vs. N.Y. Giants - 9-2-79)**LONG PUNT** - 64 (vs. New England - 9-13-81)**RUSHES** - 1 (twice: at St. Louis - 12-18-83 & vs. Atlanta - 9-30-84)**LONG RUSH** - 6 (at St. Louis - 12-18-83)**TOTAL TACKLES** - 1 (several times)**SOLO** - 1 (several times)**FORCED FUMBLES** - 1 (vs. N.Y. Jets - 12-7-86)**Jesse Sapolu • 61****GUARD-CENTER • HAWAII • 3RD YEAR**
HT: 6-4 • WT: 260 • BORN: 3-10-61 • (D-11 IN '83)**PRO:** Stout, firm youthful interior lineman . . . Appeared to have licked injury bug.**1987:** Able to complete first full injury-free season since rookie campaign in '83 . . . Subbed at guard and center early in season . . . Replaced injured Guy McIntyre (R foot) at left guard during second half at New Orleans (10-25) . . . Took over starting left guard spot the following week at L.A. Rams (11-1) . . . Remained in starting lineup for remainder of year . . . Forced to snap for PATs and FGs vs. Cleveland (11-29), replacing the injured Randy Cross (L knee).**1986:** Was experiencing possibly his best training camp prior to breaking left leg, July 29 . . . Placed on injured reserve that same day . . . Spent entire season on I.R.**1985:** Re-fractured right foot (for third time in two years) during summer training camp . . . Spent entire season on I.R.**1984:** Fractured right foot working out prior to start of training camp . . . Stayed on "physically unable to perform" (PUP) list for first 10 games . . . Activated for contest at Cleveland (11-11) . . . Re-fractured foot the following week in practice . . . Placed on I.R. for remainder of year.**CAREER:** Selected in 11th round (289th overall) of '83 draft . . . Played in all regular and postseason contests as a rookie . . . Started at right guard vs. Miami (11-6-83), as Randy Cross moved to center, replacing injured Fred Quillan (knee).**COLLEGE:** Started three years at guard before moving to center as a senior . . . Named to freshman All-America team in '79, and was the only sophomore selected All-WAC in 1980 . . . Also named All-West Coast and honorable mention All-America in '80.**PERSONAL:** Born Manase Jesse Sapolu in Laie, Western Samoa . . . Played football at Honolulu (HI) Farrington High where he served as team captain and won all-state honors . . . Also lettered in track, basketball, and wrestling . . . He and wife (Melanie Ann) have a daughter, Lila Kawailehua (1-16-84); and a son, Luke Kazarian (7-6-86) . . . They live in Moreno Valley, CA, near Riverside.**SAPOLU'S PRO STATS: REGULAR SEASON GAMES/STARTS** - 1983 (16/1), 1984 (1/0), 1987 (12/9), **CAREER** (29/10); **POSTSEASON GAMES/STARTS** - 1983 (2/0), 1987 (1/1). **POSTSEASON TOTALS** (3/1); **TACKLES** - 1987 (4).



Todd Shell • 90

LINEBACKER • BRIGHAM YOUNG • 4TH YEAR
HT: 6-4 • WT: 225 • BORN: 6-24-62 • (D-1 IN '84)

PRO: Has shown progress and ability when healthy . . . Continues to attempt escape of injury bug.

1987: Suffered injury during preseason, but came back to start final two regular season games, and playoff contest . . . Tore ligaments in left knee in final preliminary contest at Seattle (9-4) . . . Placed on injured reserve Sept. 7 following surgery . . . Worked hard to rehabilitate knee while on I.R. . . Activated off I.R. list Nov. 20 . . . Recorded 10-yard sack in first action of regular season at Tampa Bay (11-22) . . . Replaced injured Keena Turner (R knee) during Chicago Bears contest (12-14) . . . Had three tackles and an interception in that game . . . Replaced the injured Turner in starting lineup beginning vs. Atlanta (12-20) . . . Had five tackles in NFC Divisional Playoff Game vs. Minnesota (1-9).

1986: Pulled left quad muscle on first day of training camp . . . Placed on injured reserve Sept. 3 . . . Activated Oct. 24, but re-injured quad in first action at Green Bay (10-26) . . . Placed back on I.R. Oct. 29, for duration of season.

1985: Moved into starting lineup at strong-side linebacker at beginning of regular season . . . Returned only interception of year 33 yards at L.A. Raiders (9-22-85).

1984: Leader among non-starters with 42 tackles . . . Scored first TD by 49ers' defense that season on a 53-yard interception return at New Orleans (11-25).

CAREER: San Francisco's first choice (24th overall) in '84 draft . . . Fifth linebacker taken in initial round that year behind Carl Banks (3rd—N.Y. Giants), Ricky Hunley (7th—Cincinnati/late rights traded to Denver), Wilbur Marshall (11th—Chicago, now with Washington), and Jackie Shipp (14th—Miami from Buffalo).

COLLEGE: Averaged more than 100 tackles in each of his last two years . . . Added 14 sacks and 11 passes defensed as a senior in '83 . . . Named All-WAC in both his junior and senior seasons . . . Was a three-year starter for the Cougars . . . Finished his career with 272 tackles, 24 sacks, and seven fumble recoveries.

PERSONAL: Born Todd Andrew Shell in Mesa, AZ . . . Competed in football, basketball, and track at Mesa Mountain View High . . . Cleared 6-10 in the high jump as a junior and senior . . . He and wife (Kelli) have two children—son Todd Tanner (10-20-80) and daughter Krystal (11-23-85) . . . The couple owns homes in Mesa, AZ, and Foster City, CA.

SHELL'S PRO STATISTICS

Year	G/S	Tot.	Tackles		Sacks	Interceptions	Fumbles
			Solo	Ast.	No./Yds.	No./Yds./TD	Rec./Yds.
1984	16/0	42	26	16	3/31	3/ 81/1	1/0
1985	15/13	56	42	14	4/41	1/ 33/0	1/0
1986	1/0	1	1	0	0/0	0/ 0/0	0/0
1987	6/2	12	7	5	1/10	1/ 1/0	0/0
Career	38/15	111	76	35	8/82	5/115/1	2/0
Playoffs							
1984	3/0	11	5	6	0/0	0/ 0/0	0/0
1985	1/1	3	1	2	0/0	0/ 0/0	0/0
1987	1/1	5	2	3	0/0	0/ 0/0	0/0
Total	5/2	19	8	11	0/0	0/ 0/0	0/0

OTHER STATS: PASSES DEFENSED - 1984 (5), 1985 (6), 1987 (3), **CAREER** (14); **FORCED FUMBLES** - 1984 (1).

SHELL'S PERSONAL NFL BESTS

TOTAL TACKLES - 11 (vs. Atlanta - 9-15-85)
SOLO - 8 (vs. Atlanta - 9-15-85)
ASSISTS - 4 (vs. Minnesota - 12-8-84)
SACKS - 2 (at New Orleans - 11-25-84)
YARDS - 17 (at New Orleans - 11-25-84)
INTERCEPTIONS - 1 (several times)
INTERCEPTION RETURN YARDS - 53 (at New Orleans - 11-25-84)
TD ON INTERCEPTION RETURNS - 1 (53 yards - at New Orleans - 11-25-84)
PASSES DEFENSED - 2 (twice: at New Orleans - 11-25-84 & vs. Chicago - 12-14-87)
FORCED FUMBLES - 1 (at Atlanta - 12-2-84)
FUMBLE RECOVERIES - 1 (twice: at Atlanta - 12-2-84 & at Atlanta 10-6-85)

Jeff Stover • 72

DEFENSIVE END • **OREGON** • **7TH YEAR**
HT: 6-5 • **WT: 275** • **BORN: 5-22-58** • **(FA IN '82)**



PRO: Hard-driving, strong lineman . . . Doubles as defensive tackle in 4-3 alignment.

1987: Protracted contractual negotiations kept him out of all training camp and preseason games . . .

Did not sign with team until Sept. 9, just days prior to start of regular season opener at Pittsburgh (9-13) . . . Started the following week at Cincinnati (9-20) . . . Played most of year with nagging shoulder injury . . . In opening lineup vs. Cleveland (11-29) . . . Started final three regular season games for injured Pete Kugler (L knee) . . . Had three stops while subbing on defensive line in postseason contest vs. Minnesota (1-9).

1986: Established career high, and second on team to only Charles Haley (12), with 11 sacks . . . Opened season at Tampa Bay (9-7) with personal single-game high three sacks . . . Became regular starter at left end prior to Week 8 . . . Played most of mid-season with nagging injuries to right knee and shoulder . . . Did not play vs. N.Y. Giants (12-1) . . . Recorded two sacks in final three games.

STOVER, Cont.

1985: Tops among down linemen with 57 total tackles . . . His 10 sacks were second only to Dwaine Board's 11 1/2 . . . Started first 11 games prior to injuring right knee . . . Subbed for remainder of year.

1984: Started opener at Detroit (9-2), but suffered a ligament tear to right knee . . . Placed on injured reserve for 10 games, while recovering from knee surgery . . . Returned for final five regular season games and all three postseason encounters.

CAREER: Signed as a free agent in '82, after running 4.7 40-yard dash in try-out arranged by former 49er Leon Donohue . . . Had been working as a carpenter, but desired to return to sport he had not played since 1975 . . . Started final game of rookie season vs. L.A. Rams (1-2-83).

COLLEGE: Did not play football, but threw hammer and shot for Ducks' track team . . . Ranked third among all-time Oregon shot putters (68-4 1/2 in '80), and seventh in hammer throw (193-1 in '79) . . . Four-year letterman and Pac-10 shot put champ in '78 (64-9 1/2) and 1980 (64-1 3/4).

PERSONAL: Born Jeff Stover in Corning, CA . . . Participated in football and track at Corning High . . . Recently purchased a fitness-workout gym in Chico, CA . . . He and wife (Lori) live in Chico with daughter Stefanie Lynn (3-22-83) and son James Allen (9-9-85).

STOVER'S PRO STATISTICS

Year	G/S	Tot.	Tackles		Sacks	Interceptions	Fumbles
			Solo	Ast.	No./Yds.	No./Yds.	Rec./Yds.
1982	9/1	4	4	0	2/13.5	0/0	1/0
1983	16/0	16	10	6	2.5/20.5	0/0	1/0
1984	6/2	5	4	1	1.5/13.5	0/0	0/0
1985	16/11	57	43	14	10/66.5	0/0	1/0
1986	15/6	37	31	6	11/73	0/0	0/0
1987	12/5	31	17	14	3.5/28	0/0	0/0
Career	74/25	150	109	41	30.5/215	0/0	3/0
Playoffs							
1983	2/0	0	0	0	0/0	0/0	0/0
1984	3/0	6	4	2	1.5/9.5	0/0	0/0
1985	1/0	4	4	0	0/0	0/0	0/0
1986	1/0	1	1	0	0/0	0/0	0/0
1987	1/0	3	1	2	0/0	0/0	0/0
Total	8/0	14	10	4	1.5/9.5	0/0	0/0

OTHER STATS: PASSES DEFENSED - 1985 (4), 1986 (2), 1987 (2), CAREER (8); FORCED FUMBLES - 1983 (1).

STOVER'S PERSONAL NFL BESTS

TOTAL TACKLES - 10 (at New Orleans - 11-2-86)

SOLO - 9 (at New Orleans - 11-2-86)

ASSISTS - 4 (at Cincinnati - 9-20-87)

SACKS - 3 (at Tampa Bay - 9-7-86)

YARDS - 19 (at Tampa Bay - 9-7-86)

PASSES DEFENSED - 2 (at Atlanta - 10-6-85)

FORCED FUMBLES - 1 (vs. Dallas - 12-19-83)

FUMBLE RECOVERIES - 1 (several times)

Harry Sydney • 24

FULLBACK • KANSAS • 2ND YEAR
HT: 6-0 • WT: 217 • BORN: 6-26-59 • (FA IN '87)



PRO: Intelligent and crafty professional . . . Multi-skilled performer . . . Valuable addition to roster.

1987: Appeared in more individual statistical categories than any other Niner (five)—rushing, receiving, passing, kickoff returns, and tackles . . . Began year as short yardage specialist, but contributed in many other facets as season progressed . . . Gained 26 yards, including season-long 15-yard gallop, vs. Houston (11-8) . . . Hit Jerry Rice on perfect 50-yard spiral for a score on option play vs. New Orleans (11-15) . . . Had season-high 27 rushing yards at Tampa Bay (11-22) . . . Totaled 23 yards in just three carries vs. L.A. Rams . . . Involved in his second scoring play of season when his fumble against Rams was picked up by teammate John Taylor and advanced 26 yards for a TD . . . Lateraled kickoff return to Taylor in NFC Divisional Playoff Game vs. Minnesota (1-9) . . . **TEAM LEADER** with 29 special teams tackles.

CAREER: Signed as a free agent with Seattle Seahawks in '81 . . . One of Seattle's final cuts that year . . . Signed by Bengals in '82, but released just prior to start of year . . . Played with Denver (USFL) 1983-84 . . . Led Gold in rushing both seasons . . . Also led team in receiving in '84 . . . Traded to Memphis in '85 . . . Injuries limited play for Showboats during that season . . . Played three games with Montreal (CFL) in '86 . . . Inked by 49ers during '87 offseason.

COLLEGE: Played as wishbone quarterback for University of Kansas . . . Moved to running back before junior season and earned All-Big Eight honors at that spot . . . Team captain during senior season.

PERSONAL: He was born Harry Flanroy Sydney III in Fayetteville, NC, and was an all-state performer in both football and basketball at Seventy-First High there . . . He and wife (Nancy) have two sons—Harry Flanroy IV (6-13-81) and Zackary Russell (11-29-85) . . . The family lives in Sunnyvale, CA.

SYDNEY'S PRO STATISTICS

Year (USFL)	G/S	Rushing					Receiving				
		Att.	Yds.	Avg.	Long	TD	No.	Yds.	Avg.	Long	TD
1983	18/14	176	801	4.6	45	9	31	306	9.9	56t	2
1984	18/18	230	961	4.2	42t	10	44	354	8.0	29	2
1985	13/12	76	341	4.5	18t	4	10	79	7.9	15	0
(San Francisco)											
1987	14/0	29	125	4.3	15	0	1	3	3.0	3	0
USFL Total	49/44	482	2103	4.4	42t	23	85	739	8.7	56t	4
NFL Total	14/0	29	125	4.3	15	0	1	3	3.0	3	0
Career	63/44	511	2228	4.4	45	23	86	742	8.6	56t	4
Playoffs											
1987	1/0	0	0	0.0	0	0	0	0	0.0	0	0
Total	1/0	0	0	0.0	0	0	0	0	0.0	0	0

SYDNEY, Cont.

Year (USFL)	G/S	Kickoff Returns					Tackles			
		No.	Yds.	Avg.	Long	TD	Tot.	Solo	Asst.	Fum. Rec.
1983	18/14	1	13	13.0	13	0	0	0	0	0
1984	18/18	3	24	8.0	15	0	0	0	0	0
1985	13/12	3	25	8.3	14	0	3	3	0	0
(San Francisco)										
1987	14/0	12	243	20.3	30	0	29	11	18	0
USFL Total	49/44	7	62	8.9	15	0	3	3	0	0
NFL Total	14/0	12	243	20.3	30	0	29	11	18	0
Career	63/44	19	305	16.1	30	0	32	14	18	0
Playoffs										
(USFL)										
1985	0/0	—Did Not Play—								
(San Francisco)										
1987	1/0	2	28	14.0	15	0	0	0	0	0
Total	1/0	2	28	14.0	15	0	0	0	0	0

OTHER STATS: PASSING - 1983 (1 for 3, 46 yards, 1 int.), 1984 (0 for 4), 1987 (1 for 1, 50 yards, 1 TD), **CAREER** (2 for 9, 96 yards, 1 TD, 1 int.); **POSTSEASON PASSING** - 1987 (0 for 1).

SYDNEY'S PERSONAL NFL STATISTICS

RUSHES - 5 (at Tampa Bay - 11-22-87)
RUSHING YARDS - 27 (at Tampa Bay - 11-22-87)
LONG RUSH - 15 (at Tampa Bay - 11-22-87)
RECEPTIONS - 1 (at Atlanta - 10-11-87)
RECEIVING YARDS - 3 (at Atlanta - 10-11-87)
LONG RECEPTIONS - 3 (at Atlanta - 10-11-87)
KICKOFF RETURNS - 3 (at Cincinnati - 9-20-87)
KICKOFF RETURN YARDS - 75 (at Cincinnati - 9-20-87)
LONG KICKOFF RETURN - 30 (at Cincinnati - 9-20-87)
PASSES ATTEMPTED - 1 (vs. New Orleans - 11-15-87)
COMPLETIONS - 1 (vs. New Orleans - 11-15-87)
PASSING YARDS - 50 (vs. New Orleans - 11-15-87)
LONG PASS - 50t (vs. New Orleans - 11-15-87)



John Taylor • 82

WIDE RECEIVER • DELAWARE STATE • 2ND YEAR
HT: 6-1 • WT: 185 • BORN: 3-31-62 • (D-3C IN '86)

PRO: Talented, young receiver who figures to challenge for starting role . . . Deceiving speed allows for deep-threat potential.

1987: Opened preseason with a 67-yard punt return for a touchdown against Kansas City in Hall of Fame Game at Canton, OH (8-8) . . . Caught first NFL pass (17 yards) in season opener at Pittsburgh (9-13) . . . Registered one catch for 13 yards at New Orleans (10-25) and one catch for 15 yards vs. New Orleans (11-15) . . . Had three receptions for 55 yards in first start at Green Bay (12-6) . . . Second catch of game, a leaping, over-the-shoulder grab, was the last of Joe Montana's NFL record-setting 22

consecutive completions . . . Started vs. Atlanta, catching three passes for 51 yards . . . Scored first NFL touchdown on a 26-yard advance of Harry Sydney's fumble vs. L.A. Rams (12-27) . . . Recorded four tackles on special teams.

CAREER: Had four receptions for 41 yards during preseason . . . Also averaged 9.7 yards on seven punt returns, including a long of 31 . . . Injured back at Denver (8-23) . . . Placed on injured reserve Aug. 26 . . . Spent entire season on I.R . . . Selected in third round (76th overall) of '86 draft.

COLLEGE: Selected All-MEAC each of his three starting seasons (1983-85) . . . Totaled 2,426 receiving yards and 33 touchdowns on 100 career receptions . . . Also scored four touchdowns and accounted for 339 rushing yards . . . Returned 48 punts and 14 kickoffs in four seasons . . . Broke four punts for TDs . . . Established career highs with 40 receptions, 922 yards, and 13 scores, while averaging 23.1 per catch in '85 . . . Had 11 touchdowns as a junior in '84 . . . Recorded personal-best 29.7 average on 22 catches in '83.

PERSONAL: Born John Gregory Taylor in Pennsauken, NJ . . . Attended Pennsauken High, where he played football and ran track . . . Standout performer on 49ers' offseason basketball team . . . Also an avid bowler . . . Has a daughter, Jonnelle Tori'a (9-6-86), and lives in the Redwood Shores area of Redwood City CA.

TAYLOR'S PRO STATISTICS

Year	G/S	No.	Receiving			
			Yds.	Avg.	Long	TD
1987	12/2	9	151	16.8	34	0
Playoffs						
1987	1/0	2	48	24.0	33	0

OTHER STATS: TACKLES - 1987 (4 total, 4 solo); **PUNT RETURNS** - 1987 (1 for 9); **TOUCHDOWNS** - 1987 (1 - advanced fumble 26 yards vs. L.A. Rams - 12-27-87); **POSTSEASON KICKOFF RETURNS YARDS** - 1987 (29 yards on lateral from Harry Sydney).

TAYLOR'S PERSONAL NFL BESTS

RECEPTIONS - 3 (twice: at Green Bay - 12-6-87 & vs. Atlanta - 12-20-87)

RECEIVING YARDS - 55 (at Green Bay - 12-6-87)

LONG RECEPTION - 34 (at Green Bay - 12-6-87)

PUNT RETURNS - 1 (at Green Bay - 12-6-87)

PUNT RETURN YARDS - 9 (at Green Bay - 12-6-87)

KICKOFF RETURN YARDS - 29* (vs. Minnesota - 1-9-88)

* On lateral from Harry Sydney.

Chuck Thomas • 60

CENTER-GUARD • **OKLAHOMA** • **3RD YEAR**
HT: 6-3 • **WT: 280** • **BORN: 12-24-60** • **(FA IN '87)**

PRO: Young, aggressive lineman who provides valuable back-up assistance.

1987: Was the starting center for the 49ers' three replacement games . . . Placed on inactive list Weeks

7-9 . . . Activated Nov. 14 . . . Played on special teams vs. New Orleans (11-



THOMAS, Cont.

15) . . . Placed back on inactive list, Weeks 11-13 . . . Saw special teams action in final three regular season games . . . Registered one tackle in NFC Playoff Game vs. Minnesota (1-9).

CAREER: Selected by Houston Oilers in eighth round (199th overall) of '85 draft . . . Released by Oilers prior to start of regular season . . . Signed with Atlanta Falcons for final four contests of 1985 season . . . Played in all four of those games . . . In Falcons' camp in '86, released prior to start of that season.

COLLEGE: Three-year starter and letterman . . . Earned All-Big Eight honors in 1983 . . . Majored in communications.

PERSONAL: Born Chuck Gene Thomas in Houston, TX . . . Attended Houston Stratford High School . . . Single, lives in Houston, where he spent '88 offseason working for "Advanced Tax Representation", a tax audit insurance firm.

THOMAS' PRO STATS: REGULAR SEASON GAMES/STARTS - 1985 (4/0), 1987 (7/3). CAREER (11/3); POSTSEASON GAMES/STARTS - 1987 (1/0).



Keena Turner • 58

LINEBACKER • PURDUE • 9TH YEAR
HT: 6-2 • WT: 222 • BORN: 10-22-58 • (0-2 IN '80)

PRO: A major factor in NFL's top rated '87 defense before suffering a season-ending knee injury . . . One of the most dominating players at his position.

1987: Was enjoying Pro Bowl type year before knee injury cut short season . . . Had an interception (15-yard return) at Cincinnati (9-20) . . . Registered seven tackles, including an eight-yard sack that forced a fumble, at L.A. Rams (11-1) . . . Had four tackles and recorded season-high three passes defended at Tampa Bay (11-22) . . . Had two stops for lost yardage vs. Cleveland (11-29) . . . The following week at Green Bay (12-6), recorded career-high two sacks and five tackles, including game-stopping hit on Packer receiver Walter Stanley . . . Had five tackles and a pass defended prior to injuring right knee vs. Chicago (12-14) . . . Did not return to action . . . Placed on injured reserve following surgery (R knee) Dec. 17.

1986: Tied for **TEAM LEADERSHIP** (with Charles Haley) with four forced fumbles . . . Led linebackers (for second consecutive year) in sacks and passes defended (fourth time in five seasons) . . . Had season-high nine total stops at Atlanta (10-19) . . . Received game ball at New England (12-14) with five total tackles, a forced fumble, and an interception . . . UPI second team All-NFC.

1985: Had career-high six sacks . . . Returned fumble 65 yards for first professional score at Washington (12-1) . . . Tied for **TEAM LEADERSHIP** with two fumble recoveries . . . NEA second team All-NFL . . . UPI second team All-NFC, and AP honorable mention all-pro . . . 49ers' "Ed Block Award" winner—given by NFL trainers to one player on each team for courageous play while injured.

1984: Tied (with Ronnie Lott) for **TEAM LEADERSHIP** with four interceptions, and had career-high 11 passes defensed . . . Selected by teammates, as **Len Eshmont Award** winner (for "courageous and inspirational play") . . . Selected to NFC Pro Bowl squad.

CAREER: Selected in second round (39th overall) of '80 draft . . . Started four games during rookie season and became fulltime starter in '81.

COLLEGE: Two-time All-Big Ten and All-America . . . Boilermakers' MVP as a junior . . . Had four games of 10-or-more tackles as a senior . . . Played 'stand-up' defensive end for Purdue . . . Totaled 57 tackles-for-loss (345 yards) during career . . . Played in Japan Bowl and Hula Bowl.

PERSONAL: Born Keena Turner in Chicago, IL . . . Attended Chicago Vocational High School (CVHS)—same school that produced former Chicago Bears' linebacker Dick Butkus . . . Competed in football, basketball, and track at CVHS . . . Mother (Decy) named him after a TV program character . . . Turner and teammate Eric Wright are co-founders of "Champs Foundation", a scholarship program for Bay Area student-athletes . . . Turner, Wright, Ronnie Lott, Roger Craig, Carlton Williamson, and recently retired Dwight Clark are co-owners of "Sports City Cafe" a restaurant in nearby Cupertino . . . Also owns two "Ben Franks" hot dog outlets with teammate Dwaine Board . . . He and wife (Therese) have a daughter, Sheena (9-15-84), and live in San Carlos, CA.

TURNER'S PRO STATISTICS

Year	G/S	Tackles			Sacks	Interceptions	Fumbles	
		Tot.	Solo	Ast.	No./Yds.	No./Yds.	Rec./Yds./TD	
1980	16/4	48	36	12	0/0	2/15	0/ 0/0	
1981	16/14	84	58	26	3/25	1/0	3/ 0/0	
1982	9/9	58	39	19	1/9	0/0	0/ 0/0	
1983	15/14	64	40	24	3.5/26.5	0/0	1/ 0/0	
1984	16/16	70	46	24	2/16	4/51	0/ 0/0	
1985	15/15	64	51	13	6/36	0/0	2/ 65/1	
1986	16/16	65	48	17	3/32	1/9	0/ 0/0	
1987	10/10	47	38	9	3/16	1/15	0/ 0/0	
Career	113/98	500	356	144	21.5/160.5	9/90	6/ 65/1	
Playoffs								
1981	3/3	7	4	3	2/5	0/0	1/ 0/0	
1983	2/2	14	11	3	0/0	1/11	0/ 0/0	
1984	3/3	14	8	6	0/0	0/0	0/ 0/0	
1985	1/1	7	7	0	0/0	0/0	0/ 0/0	
1986	1/1	3	3	0	0/0	0/0	0/ 0/0	
1987	0/0				—Did Not Play—			
Total	10/10	45	33	12	2/5	1/11	1/ 0/0	

OTHER STATS: PASSES DEFENSED - 1980 (2), 1981 (7), 1982 (6), 1983 (10), 1984 (11), 1985 (5), 1986 (9), 1987 (10). **CAREER** (60); **POSTSEASON PASSES DEFENSED** - 1983 (2), 1984 (2); **POSTSEASON TOTALS** - (4); **FORCED FUMBLES** - 1980 (1), 1984 (1), 1985 (1), 1986 (4), 1987 (1). **CAREER** (8).

TURNER'S NFL HONORS: Len Eshmont Award - 1984; Pro Bowl - 1985; Ed Block Award - 1985.

TURNER'S PERSONAL NFL BESTS

TOTAL TACKLES - 13 (vs. N.Y. Jets - 10-30-83)

SOLO - 9 (vs. N.Y. Jets - 10-30-83)

TURNER, Cont.

ASSISTS - 8 (vs. Atlanta - 12-19-82)

SACKS - 2 (twice: vs. Atlanta - 9-25-83 & at Green Bay - 12-6-87)

YARDS - 17 (at Washington - 11-17-86)

INTERCEPTIONS - 1 (several times)

INTERCEPTION RETURN YARDS - 21 (at Cleveland - 11-11-84)

PASSES DEFENSED - 3 (at Tampa Bay - 11-22-87)

FORCED FUMBLES - 1 (several times)

FUMBLE RECOVERIES - 1 (several times)

FUMBLE RETURN YARDS - 65 (at Washington - 12-1-85)

LONG FUMBLE RETURN - 65ft (at Washington - 12-1-85)



Steve Wallace • 74

TACKLE • **AUBURN** • **3RD YEAR**
HT: 6-5 • **WT: 276** • **BORN: 12-27-64** • **(D-4B IN '86)**

PRO: Quick, agile lineman who gained a great deal of experience in '87 . . . Will be in hunt for starting role in '88.

1987: Played on field goal and extra point protection teams, and from scrimmage early in season . . . Replaced injured "Bubba" Paris (R calf) in fourth quarter at New Orleans (10-25) . . . First start of NFL career came at L.A. Rams (11-1), replacing the injured (foot) Paris . . . Injured shoulder at Tampa Bay (11-22), replaced in lineup by Paris . . . Did not play Weeks 12-13 due to shoulder injury . . . Blocked field goal vs. Atlanta (12-20) . . . It was the first time since Dec. 14, 1984, that 49ers blocked FG . . . Subbed at left tackle in final two games of regular season and NFC Divisional Playoff Game.

CAREER: Saw brief action in all 16 contests . . . Member of field goal and extra point protection teams . . . Selected with 101st pick of draft.

COLLEGE: Started 17 consecutive games from '82 until suffering right knee injury in sixth game of '84 season . . . Missed conclusion of that campaign, but rebounded to start all games as a senior in '85 . . . Selected All-SEC by AP, UPI, and conference coaches . . . Served as blocker for '85 Heisman award winner "Bo" Jackson.

PERSONAL: Born Barron Steven Wallace in Atlanta, GA, and attended Atlanta Chamblee High . . . Single, lives in Atlanta during the offseason.

WALLACE'S PRO STATS: REGULAR SEASON GAMES/STARTS - 1986 (16/0), 1987 (11/4), CAREER (27/4); POSTSEASON GAMES/STARTS - 1986 (1/0), 1987 (1/0), POSTSEASON TOTALS - (2/0); BLOCKED FG - 1987 (1).



Michael Walter • 99

LINEBACKER • **OREGON** • **6TH YEAR**
HT: 6-3 • **WT: 238** • **BORN: 11-3-60** • **(FA IN '84)**

PRO: Quiet, consistent performer who has strengthened all aspects of his game . . . One of the most underrated players in the NFL.

1987: TEAM LEADER with 94 total tackles, including 66 solo stops . . . Posted career-highs for total tackles (13) and solo

tackles (10) at Cincinnati (9-20) . . . Equaled that performance with another 13-tackle game at New Orleans (10-25) . . . Had seven total tackles and made two touchdown-saving plays at L.A. Rams (11-1) . . . Had third double-digit tackle game vs. New Orleans (11-15) with 11 stops . . . Recorded his first interception (16 yards) since 1985 with theft vs. Chicago (12-14) . . . Registered 11 tackles in season finale vs. L.A. Rams (12-27) . . . **TEAM LEADER** with nine tackles in NFC Divisional Playoff Game vs. Minnesota (1-9) . . . Added a sack for five yards against Vikings.

1986: Finished sixth on team, and third among linebackers, with 61 tackles . . . Had best game at Green Bay (10-26) with six total tackles, a 17-yard sack, and a forced fumble . . . Recorded seven special teams tackles.

1985: Won starting job during pre season . . . Had two games of 11 total tackles, and five contests of six-or-more stops . . . Recorded interception vs. New Orleans (9-29) . . . Missed two games (Weeks 14-15) due to infection from thumb injury on left hand.

CAREER: Selected in second round (50th overall) of '83 draft by Dallas Cowboys . . . Spent rookie season playing special teams and at outside linebacker for Cowboys . . . Claimed by San Francisco off waivers from Dallas five days prior to start of '84 season . . . Moved to inside linebacker by 49ers.

COLLEGE: Three-year starter at defensive end . . . Played in 44 consecutive games . . . Captain and MVP for Ducks, leading team in tackles and sacks as a senior . . . Also was team leader in same categories as a junior . . . Selected All-Pac 10 and honorable mention All-America as a senior . . . Earned degree in telecommunications in 1984.

PERSONAL: Born Michael David Walter in Eugene, OR . . . Played football and basketball for Eugene Sheldon High . . . School also produced L.A. Raiders' Todd Christensen and Falcons' Chris Miller . . . He and wife (Toni) have a daughter, Sarah Julane (9-17-87) . . . They live in Foster City, CA.

WALTER'S PRO STATISTICS

Year	G/S	Tot.	Tackles		Sacks	Interceptions	Fumbles
			Solo	Ast.	No./Yds.	No./Yds.	Rec./Yds.
1983 (Dallas)	15/0	0	0	0	0/0	0/0	0/0
1984 (San Francisco)	16/0	29	21	8	1/2	0/0	0/0
1985	14/14	81	47	34	3/21.5	1/0	0/0
1986	16/2	61	42	19	1/17	0/0	1/0
1987	12/12	94	66	28	0/0	1/16	1/0
Career	73/28	265	176	89	5/40.5	2/16	2/0
Playoffs							
1984	3/0	10	2	8	0/0	0/0	0/0
1985	1/1	5	3	2	0/0	0/0	0/0
1986	1/0	3	2	1	0/0	0/0	0/0
1987	1/1	9	7	2	1/5	0/0	0/0
Total	6/2	27	14	13	1/5	0/0	0/0

OTHER STATS: FORCED FUMBLES - 1985 (1), 1986 (1), 1987 (2), **CAREER** (4); **PASSES DEFENSED -** 1985 (3), 1987 (2), **CAREER** (5).

WALTER'S PERSONAL NFL BESTS

TOTAL TACKLES - 13 (twice: at Cincinnati - 9-20-87 & at New Orleans - 10-25-87)

SOLO - 10 (at Cincinnati - 9-20-87)

ASSISTS - 7 (vs. New Orleans - 9-29-85)

SACKS - 1 (several times)

YARDS - 17 (at Green Bay - 10-26-86)

INTERCEPTIONS - 1 (twice: vs. New Orleans - 9-29-85 & vs. Chicago - 12-14-87)

PASSES DEFENSED - 2 (vs. Seattle - 11-25-85)

FORCED FUMBLES - 1 (several times)

FUMBLE RECOVERIES - 1 (twice: vs. Indianapolis - 10-5-86 & at Green Bay - 12-6-87)



Ray Wersching • 14

PLACEKICKER • **CALIFORNIA** • **16TH YEAR**
HT: 5-11 • **WT: 215** • **BORN: 8-21-50** • **(FA IN '77)**

PRO: Reliable veteran who holds most of team's placekicking records . . . One of the most popular players ever to don a 49ers' uniform.

1987: Leading active scorer in the NFL . . . Surpassed Garo Yepremian as tenth all-time NFL scorer (1,075) on his second field goal vs Houston (11-8) . . . Moved ahead of Don Cockroft, into the ninth spot, vs. New Orleans (11-15) . . . Needs only nine points to pass Gino Cappelletti (1,130) for eighth-place on the all-time charts . . . Failed to lead the team in scoring (trailing Jerry Rice - 138 points) for first time since 1978 . . . scored 11 points on 5 of 5 extra points and 2 of 2 field goals including season-long 45-yarder vs. Chicago (12-14) . . . Tied career best with six extra points on career high seven attempts vs. L.A. Rams (12-27).

1986: Became 12th player in NFL history to reach 1,000 career points with first of two field goals at Washington (11-17) . . . Wersching's 116 points **LED TEAM** and was third highest total in the NFL . . . Ninth consecutive season as team scoring leader . . . Hit on 25 of 35 field goals, including 13 of 16 during last seven games . . . Set **TEAM RECORDS** for most career field goals made—(117) and most career extra points made—(365).

1985: Set **TEAM RECORD** as all-time leading scorer on 26-yard field goal at Denver (11-11) . . . Surpassed previous team standard of 738 by Tommy Davis (1959-69) . . . **TEAM LEADER** with 91 points scored . . . Streak of 150 consecutive converted extra points ended vs. L.A. Rams (12-9) when placement was blocked.

1984: Set **TEAM RECORD** with League-high 131 points . . . Tied **NFL RECORD** by converting all 56 extra point attempts . . . Surpassed Davis (130) as teams' all-time leader for successful field goals.

CAREER: Signed as a free agent by San Diego Chargers in 1973 . . . Released and re-signed by Chargers during '76 season . . . Again released by San Diego (Aug., '77), and signed by San Francisco, Oct. 17, 1977 . . . His 22 points from Super Bowls XVI & XIX are second only to Franco Harris' 24 points scored in Super Bowl competition.

COLLEGE: Played at Cerritos Jr. College and the University of California (Berkeley) . . . Graduated from Cal with degree in accounting.

PERSONAL: Born Raimund Wersching in Mondsee, Austria, but grew up in California . . . Attended Downey (CA) Earl Warren High . . . Has taken two NFL trips to USO installations in Europe . . . Bay Area real estate firm Fox and Carskadon will donate \$100 to local charities for each point Wersching scores (for fifth consecutive year) . . . Nicknamed "Mo" for "Mo-hair" as in "Mo-hair" on his body than any one else on team—or for "La Mo-chine" as in his kicking is as automatic as a machine . . . He and wife (Chrissy, sister of Max Runager's wife Mikie) have a daughter, Sydney Rae (10-21-87) . . . The family lives in San Carlos, CA.

WERSCHING'S PRO STATISTICS

Year	G	PATS	FGS	LONG	PTS
(San Diego)					
1973	14	13-15	11-25	39	46
1974	14	0-0	5-11	42	15
1975	14	20-21	12-24	45	56
1976	9	14-16	4-8	45	26
(San Francisco)					
1977	10	23-23	10-17	50	53
1978	16	24-25	15-23	45	69
1979	16	32-35	20-24	47	92
1980	16	33-39	15-19	47	78
1981	12	30-30	17-23	48	81
1982	9	23-25	12-17	45	59
1983	16	51-51	25-30	52	126
1984	16	56-56	25-35	53	131
1985	16	52-53	13-21	45	91
1986	16	41-42	25-35	50	116
1987	12	44-46	13-17	45	83
Career	206	456-477	222-329	53	1122
Playoffs					
1981	3	11-11	5-6	40	26
1983	2	6-6	1-5	19	9
1984	3	10-10	4-6	34	22
1985	1	0-0	1-1	21	3
1986	1	0-0	1-1	26	3
1987	1	3-3	1-3	43	6
Total	11	30-30	13-22	43	69

WERSCHING'S PERSONAL NFL BESTS

GAME WINNING FIELD GOALS - 11 (as a 49er)
FGA - 6 (at New Orleans - 10-16-83)
FGM - 6 (at New Orleans - 10-16-83)
LONG FGA - 63 (vs. Tampa Bay - 10-25-80)
LONG FGM - 53 (at Detroit - 9-2-84)
PATs ATTEMPTED - 7 (vs. L.A Rams - 12-27-87)
PATs MADE - 6 (several times)
CONSECUTIVE PAT MADE - 166 (counting playoffs), 150 (regular season)
POINTS - 20 (at New Orleans - 10-16-83)
DOUBLE DIGIT SCORING - 20 times
TOTAL TACKLES - 1 (several times);
SOLO - 1 (several times)
FUMBLE RECOVERIES - 1 (at Atlanta - 10-6-85)

WERSCHING'S FIELD GOAL ACCURACY

Year	1-19	20-29	30-39	40-49	50+	Total/Pct.
(San Diego)						
1973	4-4	5-6	2-5	0-8	0-2	11-25/.440
1974	0-0	1-1	1-3	3-4	0-3	5-11/.454
1975	0-0	4-4	5-9	3-9	0-2	12-24/.500
1976	0-0	1-1	2-3	1-3	0-1	4-8/.500
(San Francisco)						
1977	0-0	0-2	5-5	4-7	1-3	10-17/.588
1978	2-2	5-5	4-10	4-5	0-1	15-23/.652
1979	2-2	6-7	7-8	5-7	0-0	20-24/.833
1980	1-1	2-2	8-9	4-5	0-2	15-19/.789
1981	2-2	7-7	4-7	4-7	0-0	17-23/.739
1982	0-0	1-3	5-6	6-7	0-1	12-17/.706
1983	0-0	11-11	10-10	3-5	1-4	25-30/.833
1984	1-1	8-8	8-11	7-13	1-2	25-35/.714
1985	0-0	5-7	5-8	3-5	0-1	13-21/.619
1986	0-0	6-6	14-18	4-9	1-2	25-35/.714
1987	0-0	5-5	5-5	3-7	0-0	13-17/.764
49er Totals	8-8	56-63	75-97	47-77	4-16	190-261/.727
Career	12-12	67-75	85-117	54-101	4-24	222-329/.674

WERSCHING'S GAME-WINNING FIELD GOALS

Date	Opponent (FGM)	Score	Distance	Time Remaining
11/13/77	at New Orleans	10-7	33 Yards	6:33 (OT)
11/27/77	vs. New Orleans	20-17	42 Yards	0:05
12/10/78	vs. Tampa Bay	6-3	30 Yards	0:05
9/7/80	at New Orleans	26-23	37 Yards	3:46
9/14/80	vs. St. Louis	24-21	33 Yards	4:12 (OT)
12/7/80	vs. New Orleans	38-35	36 Yards	7:40 (OT)
11/22/81	at L.A. Rams (4)	33-31	47 Yards	—
			*34 Yards	—
			+32 Yards	—
			+37 Yards	0:02
1/24/82	vs. Cincinnati @@@ (4)	26-21	22 Yards	—
			26 Yards	—
			+40 Yards	—
			+23 Yards	—
12/26/82	at Kansas City (4)	26-13	32 Yards	—
			*44 Yards	—
			*42 Yards	—
			+34 Yards	—
10/16/83	at New Orleans (6)	32-13	23 Yards	—
			32 Yards	—
			*47 Yards	—
			*52 Yards	—
			*24 Yards	—
			+23 Yards	—
9/2/84	at Detroit (3)	30-27	*42 yards	—
			+53 yards	—
			+22 Yards	0:04
@@@ Super Bowl XVI		* 3rd Quarter	+ 4th Quarter	

Dokie Williams

WIDE RECEIVER • **UCLA** • **6TH YEAR**
HT: 5-11 • **WT: 180** • **BORN: 8-25-60** • **(TRADE IN '88)**



PRO: Speedy, athletic performer . . . Has displayed ability to get behind defenders and make big plays . . . Definite long-ball threat.

1987: Third on Raiders with 21 receptions . . . Five receiving scores led team's wide-outs.

1986: Raiders' **TEAM LEADER** with 843 receiving yards and 19.6 average per catch . . . Had career-high 143 receiving yards against San Diego (9-28) . . . Three games of more than 100 yards receiving . . . On injured reserve for final game of year, ending streak of 63 consecutive games played.

1985: Career-best 925 receiving yards . . . Had a reception in 15 of 16 games . . . Started all 16 games.

CAREER: Selected in fifth round (138th overall) of '83 draft by Raiders . . . Played on Super Bowl XVII championship team as a rookie . . . Ranked second in NFL in '84 with 25.9 average on kickoff returns.

COLLEGE: Four-year letterman . . . Never took part in spring drills due to participation on Bruins' track team, where he was an All-America triple jumper and participated in 1980 Olympic trials . . . Five of 16 career receptions were for scores . . . Averaged nearly 25 yards per reception . . . Has second best triple jump in UCLA history (55-2).

PERSONAL: Born Daryl Eugene Williams in Oceanside, CA . . . Origin of nickname is unknown . . . All-around standout athlete at Oceanside El Camino High . . . *Parade Magazine* All-America in football . . . Had kickoff returns of 92 and 84 yards to lead El Camino to CIF championship . . . All-America in track . . . Was state champion in long jump and triple jump as a senior . . . Scored 14 of team's 16 points to secure 1978 California state track championship . . . He and wife (Tammy) are expecting a child in December . . . The family lives in Los Angeles, CA.

WILLIAMS' PRO STATISTICS

Year	Receiving						Kickoff Returns				
	G/S	No.	Yds.	Avg.	Long	TD	No.	Yds.	Avg.	Long	TD
1983	16/0	14	259	18.5	50	3	5	88	17.5	19	0
1984	16/1	22	509	23.1	75t	4	24	621	25.9	62	0
1985	16/16	48	925	19.3	55	5	1	19	19.0	19	0
1986	15/15	43	843	19.6	53	8	0	0	0.0	0	0
1987	11/5	21	330	15.7	33	5	14	221	15.8	27	0
Career	74/37	148	2866	19.4	75t	25	44	949	21.6	62	0
Playoffs											
1983	3/0	0	0	0.0	0	0	0	0	0.0	0	0
1984	1/0	0	0	0.0	0	0	0	0	0.0	0	0
1985	1/1	3	33	11.0	14	0	0	0	0.0	0	0

WILLIAMS, Cont.

OTHER STATS: RUSHES - 1986 (3 for 27 yards); **FUMBLE RECOVERIES** - 1986 (1), 1987 (1). **CAREER** (2).

WILLIAMS' PERSONAL NFL BESTS

RECEPTIONS - 8 (vs. San Diego - 9-28-86)
RECEIVING YARDS - 143 (vs. San Diego - 9-28-86)
RECEIVING TDS - 2 (twice: at Dallas - 11-9-86 & 11-16-86)
LONG RECEPTION - 751 (at Miami - 12-2-84)
RUSHES - 3 (at Dallas - 11-9-86)
RUSHING YARDS - 27 (at Dallas - 11-9-86)
LONG RUSH - 19 (at Dallas - 11-9-86)
LONG KICKOFF RETURN - 62 (vs. Denver - 10-28-84)



Carlton Williamson • 27

SAFETY • **PITTSBURGH** • **8TH YEAR**
HT: 6-0 • **WT: 204** • **BORN: 6-12-58** • **(D-3 IN '81)**

PRO: Steady, experienced veteran, who suffered through injury-plagued season.

1987: Hampered by injuries most of the season . . . Had consecutive starting streak of 34 games snapped at Cincinnati (9-20) due to right knee strain suffered the week before in Pittsburgh (9-13) . . . Played only three downs vs. Bengals due to that injury . . . Placed on injured reserve (R knee) Oct. 23 . . . Activated off I.R. Nov. 20 . . . Recorded three tackles, two passes defended, and an interception (17-yard return) vs. Atlanta (12-20).

1986: TEAM LEADER with 78 total tackles . . . Had four-or-more tackles in 13 of 16 regular season games . . . Recorded six-or-more stops in six contests . . . Had best game of year vs. N.Y. Giants (12-1) with seven total tackles, an interception, and a pass defended . . . Recorded five total tackles in NFC Divisional Playoff Game at N.Y. Giants (1-4).

1985: TEAM LEADER with 137 interception return yards . . . That total equaled his entire career mark entering '85 . . . Scored first pro touchdown on a 43-yard interception return vs. Chicago (10-6) . . . Had non-scoring 82-yard return of intercepted pass vs. Seattle (11-25) . . . *College and Pro Football Weekly's* second team all-pro, and AP honorable mention all-pro . . . Chosen to NFC Pro Bowl team.

1984: TEAM LEADER with 72 solo stops (89 total tackles) . . . **TEAM LEADER** with 16 total tackles during postseason action . . . Intercepted a pass in Super Bowl XIX . . . Selected to NFC Pro Bowl squad.

1983: Broke left leg in preseason opener at L.A. Raiders (8-6) . . . Missed first seven regular season contests . . . Postseason **TEAM LEADER** with 21 total stops.

CAREER: Selected in third round (65th overall) of '81 draft . . . Was a starter from the initial game of his rookie year until mid-'87.

COLLEGE: Leading tackler among team's defensive backs during junior and senior seasons . . . Recruited as fullback, but switched to defense to make traveling squad . . . Had seven career interceptions and 7 1/2 sacks . . . Earned urban science degree in '81.

PERSONAL: Born Carlton Williamson in Atlanta, GA (has no middle name) . . . Attended Atlanta Brown High . . . Was an All-America quarterback as a prep . . . Is part owner of "Sports City Cafe" with: Ronnie Lott, Eric Wright, Roger Craig, Keena Turner, and recently retired Dwight Clark . . . He and wife (Donna) have one child, Kevin Carlton (1-17-86) . . . The family lives in Fremont, CA.

WILLIAMSON'S PRO STATISTICS

Year	G/S	Tot.	Tackles		Interceptions		Pass Def.	Fumbles Rec./Yds.
			Solo	Ast.	No./Yds./TD			
1981	16/16	82	51	31	4/ 44/0	19	2/3	
1982	8/8	58	40	18	0/ 0/0	7	0/0	
1983	9/8	58	41	17	4/ 51/0	5	0/0	
1984	15/15	89	72	17	2/ 42/0	10	0/0	
1985	16/16	80	58	22	3/137/1	12	0/0	
1986	16/16	78	55	23	3/ 3/0	7	1/0	
1987	8/1	14	10	4	1/ 17/0	3	0/0	
Career	88/80	459	327	132	17/294/1	63	3/3	
Playoffs								
1981	3/3	20	12	8	0/ 0/0	3	0/0	
1983	2/2	21	18	3	0/ 0/0	0	0/0	
1984	3/3	16	10	6	1/ 0/0	2	0/0	
1985	1/1	4	3	1	1/ 2/0	1	0/0	
1986	1/1	5	4	1	0/ 0/0	0	0/0	
1987	1/0	0	0	0	0/ 0/0	0	0/0	
Total	11/10	66	47	19	2/ 2/0	6	0/0	

OTHER STATS: FORCED FUMBLES - 1983 (1); SACKS - 1984 (1/9); POSTSEASON FORCED FUMBLES - 1983 (1).

WILLIAMSON'S NFL HONORS: All-Rookie - 1981; Pro Bowl - 1985-86.

WILLIAMSON'S PERSONAL NFL BESTS

TOTAL TACKLES - 13 (vs. Detroit - 12-31-83)
SOLO - 11 (vs. Detroit - 12-31-83)
ASSISTS - 7 (vs. Dallas in the NFC Championship Game - 1-10-82)
SACKS - 1 (vs. Minnesota - 12-8-84)
YARDS - 9 (vs. Minnesota - 12-8-84)
INTERCEPTIONS - 2 (twice: vs. N.Y. Giants - 11-29-81 & vs. Tampa Bay - 12-4-83)
INTERCEPTION RETURN YARDS - 82 (vs. Seattle - 11-25-85)
LONG INTERCEPTION RETURN - 82 (vs. Seattle - 11-25-85)
INTERCEPTION RETURNED FOR TD - 1 (43 yards vs. Chicago - 10-13-85)
PASSES DEFENSED - 3 (several times)
FORCED FUMBLES - 1 (several times)
FUMBLE RECOVERIES - 1 (several times)

Niners' Notes

On October 25, 1964, against Minnesota, George Mira passed to Bill Kilmer who caught the ball but fumbled when hit. Jim Marshall of Minnesota picked the ball up and ran 66 yards in the wrong direction, scoring a safety for the 49ers.



Mike Wilson • 85

WIDE RECEIVER • WASHINGTON STATE • 8TH YEAR
HT: 6-3 • WT: 215 • BORN: 12-19-58 • (FA IN '81)

PRO: Consistent, reliable receiver . . . Became full-time starter for first time in '87.

1987: Recorded career-bests for touchdown receptions (5) and receiving yards (450) . . . Caught seven passes for career-high 104 yards and one TD (38 yards) at Cincinnati (9-20) . . . Had 14-yard scoring catch at New Orleans (10-25) . . . Recorded five catches for 91 yards, including a dazzling 17-yard touchdown at L.A. Rams (11-1) . . . Injured right ankle vs. Cleveland (11-29) . . . Injury limited his play the following week at Green Bay (12-6) . . . Did not play vs. Atlanta (12-20) due to that injury . . . Returned to action vs. L.A. Rams (12-27), recording two receptions for 53 yards and two touchdowns . . . Had season-long 46-yard TD catch from Joe Montana on 49ers' first possession of fourth quarter . . . Caught four passes for 50 yards in NFC Divisional Playoff Game vs. Minnesota (1-9).

1986: Scored Niners' second touchdown of regular season on four-yard reception at Tampa Bay (9-7) . . . Had three catches for 30 yards in Week 3 vs. New Orleans (9-21) . . . Came back with another three receptions (44 yards) vs. Minnesota (10-12) . . . Had recorded eight special teams tackles prior to sustaining neck injury in pile-up on punt coverage at Washington (11-17) . . . Placed on injured reserve (neck) Nov. 21.

1985: Two of 10 receptions were for scores . . . Made 13-yard touchdown reception at Denver (11-11), following 44-yard diving catch earlier in drive . . . Had career-long 52-yard catch-and-run for score at New Orleans (12-15).

1984: Made acrobatic 21-yard catch for only TD reception of year vs. Atlanta (9-30) . . . Started three consecutive games in mid-October.

1983: Had four catches of 30-or-more yards . . . Scored twice on eight catches (57 yards) in NFC Championship Game at Washington (1-8-84).

CAREER: Selected in ninth round of '81 draft by the Cowboys . . . Signed by San Francisco Aug. 27, following release by Dallas Aug. 24 (during '81 preseason) . . . Made a key 22-yard reception during fourth quarter drive in Super Bowl XVI . . . First professional start came vs. San Diego (12-11-82).

COLLEGE: Caught 47 passes for 716 yards and six touchdowns in three seasons . . . Also rushed for 176 yards on 11 carries . . . Earned his B.S. in communications.

PERSONAL: Born Michael Ruben Wilson in Los Angeles, CA . . . Attended Carson (CA) High, where he captained the football and basketball teams, and was named high school All-America in both sports . . . He and wife (Tona) live in Hayward, CA.

WILSON'S NFL HONORS: Ed Block Award - 1987.

WILSON'S PERSONAL NFL BESTS

RECEPTIONS - 8 (at Washington - 1-8-84)

RECEIVING YARDS - 104 (at Cincinnati - 9-20-87)

TD RECEPTIONS - 2 (twice: at Washington - 1-8-84 & vs. L.A. Rams - 12-27-87)

LONG RECEPTION - 52t (at New Orleans from Joe Montana - 12-15-85)
KICKOFF RETURNS - 2 (at Pittsburgh - 11-1-81)
KICKOFF RETURN YARDS - 37 (at Pittsburgh - 11-1-81)
LONG KICKOFF RETURN - 22 (at Atlanta - 9-20-81)
TOTAL TACKLES - 3 (vs. L.A. Rams - 10-25-81)
SOLO - 2 (vs. Indianapolis - 10-5-86)
ASSISTS - 2 (twice: vs. L.A. Rams - 10-25-81 & at L.A. Rams - 11-22-81)
FUMBLE RECOVERIES - 1 (twice: vs. Dallas - 10-11-81 & at Atlanta - 10-19-86)

WILSON'S PRO STATISTICS

Year	G/S	Receiving					Kickoff Returns				
		No.	Yds.	Avg.	Long	TD	No.	Yds.	Avg.	Long	TD
1981	16/0	9	125	13.9	27t	1	4	67	16.8	22	0
1982	6/1	6	80	13.3	27	1	0	0	0.0	0	0
1983	15/3	30	433	14.4	49	0	0	0	0.0	0	0
1984	13/3	17	245	14.4	44	1	1	14	14.0	0	0
1985	16/0	10	165	16.5	52t	2	0	0	0.0	0	0
1986	11/1	9	104	11.6	18	1	1	10	10.0	10	0
1987	11/8	29	450	15.5	46t	5	0	0	0.0	0	0
Career	88/16	109	1602	14.7	52t	11	6	91	15.2	22	0
Playoffs											
1981	3/1	3	43	14.3	22	0	0	0	0.0	0	0
1983	2/2	9	83	9.2	26	2	0	0	0.0	0	0
1984	3/0	5	62	12.4	18	0	0	0	0.0	0	0
1985	1/0	1	14	14.0	14	0	0	0	0.0	0	0
1986	0/0	— Did Not Play —									
1987	1/1	4	50	12.5	23	0	0	0	0.0	0	0
Total	10/4	22	252	11.5	26	2	0	0	0.0	0	0

OTHER STATS: TACKLES - 1981 (12 total, 5 solo), 1982 (3 total, 3 solo), 1986 (9 total, 8 solo), **CAREER** (24 total, 16 solo); **POSTSEASON TACKLES** - 1981 (3 total, 2 solo); **FUMBLES RECOVERED** - 1981 (1), 1986 (1), **CAREER** (2).

Eric Wright • 21

CORNERBACK • **MISSOURI** • **7TH YEAR**
HT: 6-1 • **WT: 185** • **BORN: 4-18-59** • **(D-2B IN '81)**



PRO: Highly regarded corner defender who has had to overcome two career-threatening groin injuries . . . Play has been limited to only four games in the last two years.

1987: Started at right cornerback at Pittsburgh (9-13) . . . First regular season start since Oct. 12, 1986 vs. Minnesota . . . Recorded two tackles in that contest . . . Injured groin while tackling Anthony Munoz early in the first quarter at Cincinnati (9-20) . . . Had two tackles before leaving game . . . Placed on injured reserve (groin) Oct. 8.

1986: Season limited to two games because of groin injury sustained in '85 game vs. Philadelphia (11-3) . . . Missed all preseason contests and first four games of regular season . . . Activated Oct. 3 . . . Re-injured groin following first start of season vs. Minnesota (10-12) . . . Placed on injured reserve (groin) Oct. 29, for the remainder of the season.

WRIGHT, Cont.

1985: TEAM LEADER with 18 passes defended . . . Surrendered only one touchdown reception for second consecutive year . . . Recorded sole interception of year at L.A. Rams (10-27) . . . Suffered groin injury in late November . . . Started, and played, all games of final month although groin injury persisted . . . Removed from season finale vs. Dallas (12-22) when injury became intolerable . . . Placed on injured reserve (12-24) . . . Selected as a starter for 1986 Pro Bowl, but could not play due to groin injury . . . Consensus all-pro.

1984: TEAM LEADER with 18 passes defended . . . Recorded three passes defended and a spectacular interception in Super Bowl XIX . . . Selected to Pro Bowl team.

1983: Had career-high seven interceptions, three at Minnesota (9-9) . . . Returned two interceptions for scores . . . **NFL LEADER** with 164 interception return yards . . . Had career-high 80 total tackles . . . **TEAM LEADER** with 19 passes defended.

1982: Pulled right hamstring in season opener . . . Missed two games and play was hampered remainder of year.

CAREER: Second of two second-round choices (John Harty was first) and 40th overall pick in '81 draft . . . Converted from safety to cornerback during rookie training camp . . . Forced a fumble and had an interception (25-yard return) in Super Bowl XVI.

COLLEGE: Three-year starter at safety . . . Selected All-America as a junior, while recording 55 tackles . . . Honorable mention All-America as a senior . . . Had 47 total tackles, three fumble recoveries, and five interceptions in '80 . . . Returned one pick-off a school-record 77 yards for a score vs. San Diego State . . . Totaled 156 tackles and 11 interceptions during career . . . Played cornerback for North team (coached by 49ers' staff) in Senior Bowl.

PERSONAL: Born Eric Cortez Wright in St. Louis, MO . . . Attended East St. Louis (IL) Assumption High . . . Wright and teammate Keena Turner are co-founders of "Champs Foundation", a scholarship program for Bay Area student-athletes . . . Organized team's offseason basketball games . . . Along with teammates Turner, Ronnie Lott, Roger Craig, Carlton Williamson, and recently retired Dwight Clark, opened a restaurant in nearby Cupertino, CA . . . He and wife (Alvita) have a daughter, Erika (5-1-85); and a son, Aven (1-20-87), and live in San Carlos, CA.

WRIGHT'S NFL HONORS: All-NFC - 1983-85; All-NFL 1984-85; All-Pro - 1985.

WRIGHT'S PERSONAL NFL BESTS

TOTAL TACKLES - 10 (vs. Houston - 12-13-81)

SOLO - 9 (vs. Tampa Bay - 12-4-83)

ASSISTS - 4 (vs. Atlanta - 12-19-82)

INTERCEPTIONS - 3 (at Minnesota - 9-8-83)

INTERCEPTION RETURN YARDS - 78 (at Minnesota - 9-8-83)

LONG INTERCEPTION RETURN - 60l (at Minnesota - 9-8-83)

PASSES DEFENSED - 5 (twice: at Atlanta - 9-20-81 & at Atlanta - 12-2-84)

FORCED FUMBLES - 1 (twice: vs. Houston - 12-13-81 & vs. Cincinnati in Super Bowl XVI - 1-24-82)

FUMBLE RECOVERIES - 1 (several times)

WRIGHT'S PRO STATISTICS

Year	G/S	Tot.	Tackles		Interceptions		Pass Def.	Fumbles
			Solo	Ast.	No./Yds./TD	Rec./Yds.		
1981	16/16	75	57	18	3/ 26/0	24	2/0	
1982	7/7	36	28	8	1/ 31/0	11	0/0	
1983	16/15	80	69	11	7/164/2	19	1/0	
1984	15/14	49	39	10	2/ 0/0	18	0/0	
1985	16/16	53	47	6	1/ 0/0	18	0/0	
1986	2/1	7	5	2	0/ 0/0	1	0/0	
1987	2/2	4	4	0	0/ 0/0	0	0/0	
Career	74/72	304	249	55	14/221/2	91	3/0	
Playoffs								
1981	3/3	14	10	4	1/ 25/0	8	0/0	
1983	2/2	9	8	1	1/ 0/0	1	0/0	
1984	3/3	7	4	3	1/ 0/0	5	0/0	
1985	0/0				—Did Not Play—			
1986	0/0				—Did Not Play—			
1987	0/0				—Did Not Play—			
Total	8/8	30	22	8	3/ 25/0	14	0/0	

Steve Young • 8

QUARTERBACK • BRIGHAM YOUNG • 4TH YEAR
HT: 6-2 • WT: 200 • BORN: 11-11-61 • (TRADE IN '87)

PRO: Gutsy, quick-footed scrambler, who is arguably the best back-up in the League . . . Intense, never-say-die competitor.

1987: Acquired by San Francisco four days prior to 1987 draft for second- and fourth-round selections . . . Saw limited action early in regular season . . . Sacked for nine-yard loss on first play of 49ers' career at New Orleans (10-25) . . . Rushed once for 15 yards in his only play of game vs. Houston (11-8) . . . Started for injured Joe Montana (hand) vs. New Orleans . . . Completed five of six passes, including a 46-yard touchdown to Jerry Rice; and rushed four times for 24 yards, prior to suffering a concussion late in first quarter, did not return to game . . . Subbed for Montana (hamstring) for most of Chicago game (12-14) . . . Threw career-high four touchdowns and rushed for 43 yards against Bears . . . Started for injured Montana (hamstring) vs. Atlanta (12-20) . . . Threw two touchdown passes while completing 13 of 30 attempts for 216 yards . . . Added career-high 83 rushing yards, including 29-yard TD run . . . Started vs. L.A. Rams (12-27) and played all of first half . . . Completed 10 of 13 passes for 174 yards and three touchdowns, including 50-yard scoring toss to Rice . . . Also rushed four times for 29 yards . . . Replaced in second half by Montana . . . Replaced Montana in third quarter of NFC Divisional Playoff Game vs. Minnesota (1-9) . . . Completed 12 of 17 passes for 158 yards and one TD . . . Rushed for team-high 72 yards, including 5-yard TD run . . . Entering 1988, Steve has thrown 69 consecutive regular season passes without an interception.



YOUNG, Cont.

1986: Had NFL highs in attempts (363) and completions (195) while starting all but the first two contests of the season.

1985: Signed with Tampa Bay (9-10) after release by Los Angeles Express of USFL . . . Buccaneers had made Young first selection in NFL Supplemental draft (June, '84) of USFL players . . . Started final five games for Buccaneers . . . Played in 13 of 16 contests for Express that season . . . Played portion of final game at running back.

1984: Started 12 games for Express . . . became first player in pro football history to rush for 100 yards and pass for 300 in same game (4-20, at Chicago).

CAREER: Selected in the first-round (10th overall) of USFL draft by Los Angeles Express . . . Did not sign with Express until season was underway, causing him to miss first six games of rookie season.

COLLEGE: Heisman Trophy runner-up to Nebraska's Mike Rozier in 1983 . . . Completed .713 (306-of-429 for 3,902 yards and 33 TDs) percent of his passes as a senior . . . Highest single season percentage in NCAA history . . . BYU won 11 of 12 games (including Holiday Bowl over Missouri) in Young's senior campaign ('83), as he passed for over 300 yards in all but two contests.

PERSONAL: Born Steven Young in Salt Lake City, UT, but attended Greenwich (CT) High . . . Great-great-great grandson of Brigham Young . . . Attended law school at BYU during offseason . . . Single, lives in Salt Lake City, UT.

YOUNG'S PRO STATISTICS

Year	G/S	Passing						QB	
		Att.	Comp.	Yds.	Pct.	Int.	Long	TD	Rating
1984	12/12	310	179	2361	.577	9	81t	10	80.6
1985 (Tampa Bay)	13/13	250	137	1741	.548	13	66t	6	63.1
1985	5/5	138	72	935	.522	8	59	3	56.9
1986 (San Francisco)	14/14	363	195	2282	.537	13	46	8	65.5
1987	8/3	69	37	570	.536	0	50t	10	120.8
USFL Total	25/25	560	316	4102	.564	22	81t	16	73.1
NFL Total	27/22	570	304	3787	.533	21	59	21	71.1
Career	52/47	1130	620	7889	.549	43	81t	37	72.1
Playoffs (USFL)									
1984 (San Francisco)	2/2	67	30	421	.448	4	39	1	46.0
1987	1/0	17	12	158	.706	1	31	1	94.7
USFL	2/2	67	30	421	.448	4	39	1	46.0
NFL	1/0	17	12	158	.706	1	31	1	94.7
Total	3/2	84	42	579	.500	5	39	2	55.5

Year	G/S	Rushing		Avg.	Long	TD
		Att.	Yds.			
(USFL)						
1984	12/12	79	515	6.5	47t	7
1985	13/13	56	368	6.6	28	2
(Tampa Bay)						
1985	5/5	40	233	5.8	20	1
1986	14/14	74	425	3.5	31	5
(San Francisco)						
1987	8/3	26	190	7.3	29t	1
USFL Total	25/25	135	883	6.5	47t	9
NFL Total	27/22	140	848	6.1	31	7
Career	52/47	275	1731	6.3	47t	16
Playoffs						
(USFL)						
1984	2/2	9	68	7.6	16	0
(San Francisco)						
1987	1/0	6	72	12.0	42	1
USFL	2/2	9	68	7.6	16	0
NFL	1/0	6	72	12.0	42	1
Total	3/2	15	140	9.3	42	1

OTHER STATS: POSTSEASON RECEIVING YARDS - 1987 (2 on lateral from Dwight Clark).

YOUNG'S PERSONAL NFL BESTS

RUSHES - 10 (vs. Detroit - 11-24-85)
RUSHING YARDS - 83 (vs. Atlanta - 12-20-87)
LONG RUSH - 42 (vs. Minnesota - 1-9-88)
TD RUSHES - 2 (vs. Buffalo - 11-2-86)
LONG TD RUSH - 29 (vs. Atlanta - 12-20-87)
PASSES ATTEMPTED - 43 (vs. Chicago - 11-9-86)
COMPLETIONS - 22 (vs. Chicago - 11-9-86)
PASSING YARDS - 277 (vs. Green Bay - 12-22-85)
TD PASSES - 4 (vs. Chicago - 12-14-87)
LONG PASS - 59 (vs. Indianapolis - 12-15-85)
LONG TD PASS - 50 (to Jerry Rice vs. L.A. Rams - 12-27-87)
INTERCEPTIONS - 3 (at Minnesota - 12-8-85)

Ed Block Courage Award

Wide Receiver Mike Wilson was chosen by his teammates and members of the 49ers' training staff as the 1987 Ed Block Courage Award winner. The award is presented to one player on each NFL team who exhibits unusual courage in the pursuit of excellence. The award is given as a memorial to Ed Block, the late Baltimore Colts' head trainer who made a tremendous impact on the Baltimore community because of his commitment to charity work.

The recipients are honored each year at a banquet in Baltimore, MD. The proceeds from the event benefit abused children at St. Vincent's Child and Family Care Center in Baltimore. In addition, the foundation also is a participating member of NFL Charities, helping abused children on a national level.

PREVIOUS ED BLOCK COURAGE AWARD WINNERS

1984 — Ronnie Lott
 1985 — Keena Turner
 1986 — Joe Montana
 1987 — Mike Wilson

49ERS' ROOKIES (1988 DRAFTEES)



Danny Stubbs

DEFENSIVE END • **MIAMI (FLA)** • **(D-2A)**
HT: 6-4 • **WT: 260** • **BORN: 1-3-65**

Quick, mobile pass-rushing specialist . . . Has ability to get upfield and pressure quarterback.

COLLEGE: Hurricanes' career sack leader with 39.5 total traps . . . All-America pick by AP and *Pro*

Football Weekly as a senior when he recorded 9.5 sacks among his 75 total tackles . . . Also had 13 tackles for 87 yards in losses, in addition to leading the team with 32 quarterback pressures . . . Had three change-of-possession plays (interception, forced fumble, and fumble recovery) . . . One of three finalists for '87 Outland and Lombardi trophies . . . Best sack game of year against Miami (OH) with three . . . Equaled that sack total and had eight tackles against Florida . . . Had three games of 10-or-more tackles, including a season-high 12 stops in regular season finale vs. South Carolina . . . Career-best 17 sacks as a junior in '86 . . . Made 24 of 97 total stops behind line of scrimmage . . . Had five games of two-or-more sacks . . . Credited with 17 total tackles vs. Oklahoma . . . Named second team All-America by AP and *The Sporting News* . . . Team leader with 12 sacks as a sophomore in '85 . . . Did not become starter until mid-season . . . Played linebacker as a second-year freshman in '84, following redshirt season in '83 . . . Moved from outside to inside linebacker early in '84 season . . . Also played on special teams that year.

PERSONAL: Born Daniel Stubbs in Red Bank, NJ, and played football and basketball for Red Bank Regional High . . . Three-year starter in football and all-county selection junior and senior seasons . . . Led basketball team to state championship as a junior . . . High school athlete-of-the-year as a senior.

DRAFT NOTES: Selected in the second round (33rd overall) of the 1988 draft . . . San Francisco acquired the selection by trading a first-round choice (25th overall) to the Raiders for a second-round spot (33rd overall), a fourth-round selection (103th overall), and wide receiver Dokie Williams.

DANNY STUBBS'—COLLEGIATE STATISTICS

Year	G/S	Tackles		Ast.	Sacks	Interceptions		Fum. Rec.
		Tot.	Solo			No./Yds.		
1983	0/0							
1984	6/2	39	20	19	1	0/0	0	
1985	11/6	56	33	23	12	0/0	1	
1986	11/11	97	49	48	17	0/0	0	
1987	11/11	75	36	39	9.5	1/9	0	
Career	39/30	267	138	129	39.5	1/9	1	

Pierce Holt

DE/DT
HT: 6-4

• ANGELO STATE •
• WT: 280 •

(D-2B)
BORN: 1-1-62



Mature, intense competitor . . . Expected to anchor Niners' defensive line and add to quarterback pressure.

COLLEGE: Regarded as the best defensive player in small college football last season . . . Can play defensive tackle in 4-3 lineup . . . Had 106 total tackles, including 11 sacks as a senior . . . Added 18 quarterback pressures and 13 tackles for losses . . . Had eight games of ten-or-more tackles in '87 . . . Played offensive line in short yardage situations in one contest . . . Named NCAA Division II Defensive Player-of-the-Year in '87 . . . Played in Blue-Gray and Senior Bowl games . . . All-Lone Star Conference and Academic All-America in '86 . . . Totaled 53 stops, including seven sacks . . . Added seven tackles for lost yardage . . . Missed one game due to back injury . . . Dominated opponents throughout year . . . Team leader with 11 sacks in '85, while earning NCAA Division II All-America honors . . . Had 11 total tackles, including one sack in opening game of collegiate career in '84.

PERSONAL: Born Pierce Holt in Marlin, TX, but attended Rosenberg (TX) Lamar Consolidated High . . . Played football (as a 180-pound lineman) in senior season only . . . Began college at age 22, after three years of working on a farm, at a car dealership, on a construction crew, and as an inspector for a mortgage company . . . Did not play collegiate football until three years after graduating from high school . . . Immediately moved into starting lineup as a freshman . . . Earned degree in physical education and history, and is nine hours shy of master's in education . . . He and wife (Deana) have two children: daughter Ashley (9-10-81) and son Forrest (2-14-86).

DRAFT NOTES: The 39th pick overall of '88 draft . . . Second consecutive, defensive lineman taken by 49ers in '88 draft (Danny Stubbs, Miami—33rd overall) . . . Pick acquired from Tampa Bay in exchange for Niners' second-round (53rd overall) and fourth-round (109th overall) choices . . . Oldest player (26) in '88 draft.

PIERCE HOLT'S—COLLEGIATE STATISTICS

Year	G/S	Tackles			Sacks	Interceptions		Fum. Rec.
		Tot.	Solo	Ast.		No./Yds.		
1984	11/7	57	34	23	7/28	0/0	2	
1985	11/11	47	30	17	11/70	0/0	2	
1986	10/8	53	37	16	7/31	0/0	1	
1987	11/11	106	64	41	11/54	0/0	0	
Career	43/37	263	165	97	36/183	0/0	5	



Bill Romanowski

LINEBACKER • **BOSTON COLLEGE** • (D-3)
HT: 6-4 • WT: 231 • BORN: 4-2-66

Heavy-hitting, punishing defender . . . Strong work ethic and competitive drive . . . Might be tried at outside linebacker

COLLEGE: Among finalists for 1987 Dick Butkus Award given annually to top linebacker in college ranks . . . Led team as a senior with 156 total tackles, including a 19-tackle effort against Pitt . . . Had 18 tackles vs. Army and 12 stops against Texas Christian . . . Earned Cheverolet and ABC-TV Defensive Player-of-the-Game honors with 26 total stops at Southern California . . . All-East and All-ECAC by *Football News* . . . Had at least seven tackles in every game as a junior in '86 . . . Also intercepted four passes for 44 yards . . . Added six passes defended . . . Had 2.5 sacks, and seven tackles for losses that season . . . Team leader with 150 tackles as a sophomore in '85 . . . Four games of 15-or-more stops, and two contests of better than 20 tackles . . . Nine of ten games with at least ten tackles . . . Made *Football News*' All-Sophomore team . . . Started final four games of freshman season in '84 . . . Defensive MVP of '85 Cotton Bowl with 13 total tackles.

PERSONAL: Born William Thomas Romanowski in Vernon, CT, and played football at Vernon Rockville (CT) High . . . Also lettered twice in basketball and was standout on baseball squad . . . General management major . . . Single.

DRAFT NOTES: Selected with 80th pick overall of draft . . . Third consecutive defensive player taken with San Francisco's first three choices (DE Danny Stubbs —33rd and DE/DT Pierce Holt 39th).

BILL ROMANOWSKI'S—COLLEGIATE STATISTICS

Year	G/S	Tackles				Interceptions		Fum. Rec.
		Tot.	Solo	Ast.	Sacks	No./Yds.		
1984	12/6	59	40	19	2	2/0	1	
1985	12/12	150	94	56	1	1/5	2	
1986	12/12	123	69	54	2.5	4/44	2	
1987	11/11	156	101	55	1	2/19	0	
Career	47/41	488	304	184	6.5	9/66	5	



Barry Helton

PUNTER • **COLORADO** • (D-4)
HT: 6-3 • WT: 205 • BORN: 1-2-66

Powerful leg strength . . . Two-step punter . . . Unusual size for a man of his position . . . Will compete for team's punting duties.

COLLEGE: Holds Colorado's career record with a 44.9-yard average . . . Only fourth player in school's history to earn first team

All-America honors twice (1985-86) . . . All-Big Eight in '87 with 44.0 average and 40.3 net . . . Had 13 punts inside 20-yard line . . . Recorded six boots of 50-or-more yards . . . Averaged more than 46 yards per punt in three games . . . All-America and Academic All-Big Eight as a junior in '86 . . . Ranked fourth in nation with 45.6 average . . . Had 17 punts downed inside the 20-yard line and an impressive 20 kicks of more than 50-yards . . . Averaged 55.6 yards on five punts vs. Iowa State . . . Added a 17-yard pass and a touchdown-saving tackle to his '86 credits . . . Second in nation as a sophomore in '85 with 46.0 average (43.6 net) and was named All-America and Academic All-Big Eight . . . Had career-long 68-yarder vs. Oregon . . . While under heavy pressure punted 51-yarder left-footed vs. Oklahoma State . . . Recorded 17 punts of more than 50 yards and had 13 boots downed inside the 20-yard line . . . Played in only two games in '84, following redshirt season in '83 . . . Selected with 103rd pick of '88 draft.

PERSONAL: Born Barry Bret Helton in Simla, CO, and was player-of-the-year all three varsity seasons at Big Sandy Simla High . . . Colorado Sports Hall of Fame Athlete-of-the-Year as a senior, when he led football team to league title, averaged 24.0 as starting guard on basketball team, and batted over .500 for the baseball squad during senior season . . . Also class valedictorian with 4.0 average . . . Business major . . . Single.

DRAFT NOTES: Second punter taken in draft by Bill Walsh since 1979 (Jim Miller, 3A in '80, was the other).

BARRY HELTON'S—COLLEGIATE STATISTICS

Year	G	Punts	Yards	Avg.	TB	I-20	Long
1984	2	4	126	31.5	0	1	37
1985	11	52	2390	46.0	6	13	68
1986	11	57	2599	45.6	5	17	68
1987	11	40	1758	44.0	6	13	58
Career	35	153	6873	44.9	17	44	68

Kevin Bryant

LINEBACKER • **DELAWARE STATE** • **(D-7)**
HT: 6-2 • **WT: 223** • **BORN: 4-19-65**

Instinctive player with awareness and intelligence . . . Excellent coverage abilities.

COLLEGE: Two-time All-Mideastern Athletic Conference performer (1986-87) . . . Worked well in man-to-man coverage of tight ends and running backs from his outside linebacker position . . . Had 81 total tackles as a senior, although missing final game of collegiate career with ankle injury . . . Added six sacks, four passes defended, and three interceptions to '87 totals . . . All-conference in '86 . . . Had three sacks among 67 total stops . . . Started 13 of 22 possible games during 1984-85 seasons . . . Selected with 191st pick of draft.

PERSONAL: Born Kevin Andre Bryant in Passaic, NJ . . . Played football and basketball at Passaic High, where he was an all-conference performer in both sports . . . Turned down a basketball scholarship to Penn State . . . Single.



KEVIN BRYANT'S—COLLEGIATE STATISTICS

Year	G/S	Tackles		Ast.	Sacks	Interceptions	Fum. Rec.
		Tot.	Solo				
1984	6/6	10	5	5	0/0	0	1
1985	7/7	30	14	16	1/8	2	0
1986	9/9	67	23	44	3/1	1	0
1987	10/10	81	32	49	6/28	3	1
Career	32/32	188	74	114	10/37	6	2



Larry Clarkson

TACKLE • **MONTANA** • (D-8)
HT: 6-7 • **WT: 303** • **BORN: 3-11-65**

Massive pile-driving blocker . . . Has shown steady improvement during collegiate career.

COLLEGE: Began career as a guard, but moved to tackle prior to sophomore season . . . Selected All-Big Sky and AP honorable mention All-America as a junior in '86 . . . Co-winner of team's Paul Weskamp award given to Grizzlies' top lineman . . . NCAA Division 1-AA All-America and All-Big Sky in '87 . . . Actually won conference Offensive Player-of-the-Week for play in team's losing effort to Idaho . . . Had 12 knockdowns and seven downfield blocks in that contest . . . Selected with 219th pick overall.

PERSONAL: Born Larry Arthur Clarkson in Abbotsford, British Columbia, Canada . . . Lettered three years in football and basketball for Abbotsford High . . . Bench presses 400 pounds . . . Was seventh pick overall in 1987 Canadian Football League draft . . . Single.

DRAFT NOTES: Eighth offensive lineman selected by Bill Walsh since 1979; previous seven are still on the roster ("Bubba" Paris, D-2 in '82; Jesse Sapolu, D-11 in '83; Guy McIntyre, D-3 in '84; Bruce Collie, D-5 in '85; Steve Wallace, D-4B in '86; Harris Barton, D-1A in '87; and Jeff Bregel, D-2 in '87).

LARRY CLARKSON'S—COLLEGIATE STATISTICS

STATS: GAMES/STARTS - 1984 (10/10), 1985 (11/11), 1986 (11/11), 1987 (11/11), **CAREER** (43/43).



Chet Brooks

CORNERBACK • **TEXAS A&M** • (D-11)
HT: 5-11 • **WT: 191** • **BORN: 1-1-66**

Tough, aggressive defender . . . Can play both cornerback and safety . . . Could be "steal" of draft.

COLLEGE: Three-year starter . . . Played final season at safety after spending three seasons at cornerback . . . Earned AP honorable mention All-America with 85 total tackles, including three sacks in '87 . . . Added a pair of interceptions, forced

fumbles, and fumble recoveries . . . Had career-high 17 tackles vs. LSU . . . Recorded two ten-tackle games . . . Suffered broken right leg in Thanksgiving Day contest vs. Texas, forcing him to miss '88 Cotton Bowl . . . All-Southwest Athletic Conference as a junior in '86 . . . Had 80 total tackles, including two sacks . . . Also recorded one interception and 11 passes defended . . . Season-high 14 stops against LSU . . . Started first four games of '85 season prior to suffering dislocated shoulder, ending season . . . Had two sacks among 18 total tackles during freshman year.

PERSONAL: Born Terrance Donnell Brooks in Dallas, TX, where he played football at Carter High . . . Nickname "Chete" by father Charles Brooks . . . Single.

DRAFT NOTES: Selected with 303rd pick in the draft . . . One of two players selected by Niners in '88 draft with New Year's Day birthdays (Pierce Holt, 1-1-62, was other).

CHET BROOKS'—COLLEGIATE STATISTICS

Year	G/S	Tackles			Sacks	Interceptions		Fum. Rec.
		Tot.	Solo	Ast.		No./Yds.		
1984	11/2	18	11	7	0/0	2/7	0	
1985	5/5	20	14	6	0/0	0/0	0	
1986	11/11	80	50	30	1/5	2/12	1	
1987	11/11	85	63	22	2/14	3/28	2	
Career	38/29	203	138	65	3/19	7/47	3	

George Mira, Jr.

LINEBACKER • **MIAMI (FLA)** • **(D-12)**
HT: 6-0 • **WT: 230** • **BORN: 6-13-65**



Hard-hitting, tough inside linebacker . . . Known for power, strength, and intensity.

COLLEGE: Led team in tackles each of final three seasons (1985-87) . . . Concluded career five tackles shy (451) of Scott Nicolas' all-time Miami school record total of 456 . . . Honorable mention All-America while leading team with 147 total stops in '87 . . . Had eight games of ten-or-more tackles, five of better-than-15 stops, and two of 20-or-more total hits . . . Forced three fumbles and recovered two others . . . Also had four passes defended and two interceptions . . . Missed East Carolina game due to leg injury . . . Set team standard with 117 total tackles in '86 . . . Had season-high 17 stops vs. Oklahoma . . . Returned two interceptions for 47 total yards . . . Came up with 10 stops in loss to Penn State in Fiesta Bowl . . . Set team record for linebackers with 76 solo stops as a sophomore in '85 . . . Six games of better-than-10 total tackles . . . Did not start until final two games of '84 season . . . Finished year fifth on team with 52 tackles . . . Redshirted during '83 season . . . Selected with 331st pick of draft.

PERSONAL: Born George Mira Jr. in Key West (FL) . . . Son of UM and NFL quarterback George Mira, Sr . . . Played football at Palmetto High, where he was first team all-county as a senior . . . A business major, George is single.

GEORGE MIRA JR'S—COLLEGIATE STATISTICS

Year	G/S	Tackles			Ast.	Sacks	Interceptions		Fum. Rec.
		Tot.	Solo				No./Yds.		
1983	0/0					— Redshirt —			
1984	13/1	52	34	18	0	0/0	0		
1985	12/12	135	76	59	1	1/0	2		
1986	12/11	117	58	59	2	2/47	1		
1987	10/10	147	79	68	3	2/0	3		
Career	47/34	451	247	204	6	5/47	6		

1988 SAN FRANCISCO 49ERS ROOKIE FREE AGENTS

Greg Cox, CB, San Jose State (6-0, 223) . . . Earned All-PCAA honors in '87 . . . Finished third on team in tackles (87) and second in interceptions (3) . . . Led Spartans with 98 tackles as a junior . . . Named 2nd team All-PCAA in '86 . . . Played linebacker in college . . . **Jeff Davis, LB, Nevada-Reno (6-5, 235)** . . . Two-time All-Big Sky linebacker . . . Recorded 12 quarterback sacks in '87 . . . Four-year letterman who started career at tight end . . . **Jeff Glasser, DT, UCLA (6-4, 243)** . . . Four-year letterman for the Bruins . . . Started 10 of 12 games as a senior in '87 . . . **Curtis Hammond, CB, Southeast Missouri (6-1, 195)** . . . Finished career with 191 tackles . . . Named All-America and led team in interceptions (5) as a junior in '86 . . . **Mike Hooper, DT, San Diego State (6-3, 275)** . . . Suffered through injury-plagued junior and senior seasons after earning All-WAC and All-America honors as a sophomore . . . Registered two QB sacks and 56 tackles in '87 despite constant injuries . . . **Guy Liggins, WR, San Jose State (6-2, 200)** . . . Finished 1987 as one of the top receivers in the country . . . Led nation in receiving yards (1,262) and ranked second with 81 receptions, establishing school records in both categories . . . Earned All-PCAA and All-America honors as a senior . . . Recorded 72 interceptions in '86, including single-game school record 15 vs. Fresno State . . . Transferred from Southwestern Junior College in Chula Vista, CA . . . Played in Blue-Gray Game and Japan Bowl . . . Selected to play in East-West Game but did not play because of a pulled right hamstring . . . **Chris Moore, LB, Iowa State (6-2, 215)** . . . Led Cyclones in tackles with 98 during '87 season . . . Averaged 12.3 tackles per game as a senior. Also recorded two interceptions . . . **Tom Polce, FB, Indiana (6-1, 225)** . . . Used primarily as blocking back in Hoosiers' offense . . . Averaged 4.6 yards per carry as a senior . . . **Fred Ridder, LB, Ohio State (6-1, 230)** . . . Four-year letterman for the Buckeyes . . . Played nose tackle, defensive tackle, and linebacker during collegiate career . . . Recorded 30 tackles from linebacker position in '87 . . . **Don Teague, C, San Jose State (6-2, 270)** . . . Two-year starter for the Spartans . . . Earned All-PCAA honors as a senior . . . Transferred from San Jose (CA) City College . . . **Darrell Wallace, RB, Missouri (5-7, 168)** . . . Career rushing leader at Missouri, gaining 2,607 yards during four-year stint . . . Also holds school record for carries (574) and all-purpose yards (3,303) . . . Rushed for 552 yards and four touchdowns in '87 . . . Recorded second highest rushing total in Tigers' history with 1,120 yards as a junior in '86.

Veteran Free Agents

ALLEN, Dennis	WR (6-1, 182)	Kansas State	1
----------------------	----------------------	---------------------	----------

Had try-outs with Winnipeg Blue Bombers (1985-86) and Ottawa Rough Riders (1987) . . . Also had a try-out with 49ers replacement team but was released prior to first game . . . Led Big-Eight Conference in kickoff returns during freshman season.

APKE, Steve	LB (6-1, 222)	Pittsburgh	2
--------------------	----------------------	-------------------	----------

Free agent preseason try-out with Pittsburgh in '87 . . . Released during training camp, but re-signed for replacement team . . . Second on replacement team with 18 tackles . . . Started all three games . . . Led Pitt Panthers in tackles as a junior and placed second as a senior . . . Standout prep player at Moller High in Cincinnati, OH.

BANKSTON, Bobby	WR (5-7, 170)	East Texas State	1
------------------------	----------------------	-------------------------	----------

Had try-out with Tampa Bay in 1987 . . . Played in Bucs' first three preseason games, recording two receptions for 75 yards and one touchdown . . . Placed on injured reserve prior to start of regular season . . . Wide receiver and kick returner at East Texas State after transferring from Wharton (TX) Junior College . . . Has exceptional speed.

BARTOLO, Steve	FB (5-9, 200)	Colorado State	2
-----------------------	----------------------	-----------------------	----------

Drafted by the Tampa Bay Buccaneers in the sixth round (143rd overall) of 1987 . . . Appeared in nine games for the Bucs . . . Rushed nine times for 30 yards and one TD . . . First NFL score came in season opener vs. Atlanta (9-13) . . . Also had one reception for five yards and one kickoff return for 15 yards . . . Outstanding career at Colorado State . . . Tops NCAA charts in career carries (1,215), second in 100-yard games (28), and fourth in rushing yards (4,813) . . . Only player in history to lead the Western Athletic Conference in rushing four straight years.

BARTOLO'S PRO STATISTICS

Year	G/S (Tampa Bay)	Rushing					Receiving				
		Att.	Yds.	Avg.	Long	TD	No.	Yds.	Avg.	Long	TD
1987	9/0	9	30	3.3	6	1	1	5	5.0	5	0

OTHER STATS: KICKOFF RETURNS - 1987 (1 for 15 yards); PASSING - 1987 (0 for 1).

Selected in the seventh round (183rd overall) of '86 draft by Green Bay Packers . . . Saw action in all 16 games as a rookie . . . Recorded 15 special teams tackles . . . Released prior to '87 season . . . Member of San Diego Chargers replacement team in 1987, seeing action in two games . . . Four-year starter at Utah State.

BERRY'S PRO STATISTICS

Year	G/S	Tot.	Tackles		Interceptions		Pass Def.	Fum. Rec.
			Solo	Ast.	No./Yds.			
(Green Bay)								
1986	16/0	24	16	8	0/0	1	0	
(San Diego)								
1987	2/1	0	0	0	0/0	0	0	
Career	18/1	24	16	8	0/0	1	0	

Free agent preseason try-outs with Montreal (1985) and Edmonton (1987) of the CFL . . . Had try-out with 49ers' replacement team, but was released prior to first game . . . Two-year letterman at Nebraska after transferring from Mt. San Antonio (CA) Junior College . . . Graduated from Nebraska with degree in communications.

Free agent try-outs with St. Louis and Saskatchewan (CFL) in '86 . . . Member of St. Louis Cardinals' replacement team in '87 . . . Played in all three games . . . Blocked punt vs. New Orleans (10-11) . . . Finished collegiate career at Fresno State after transferring from Texas Tech . . . Helped Bulldogs post an 11-0-1 mark his senior season . . . Earned All-PCAA honors in '85 despite breaking ankle late in season.

Was the starting tackle for the 49ers' three replacement games . . . Signed as free agent by 49ers in '87, but was released during training camp . . . Re-signed by club prior to replacement games . . . Selected in the 11th round (286th overall) by the Houston Oilers . . . Two-time All-SWC performer for Baylor (1984-85) . . . Earned degree in education.

Had free agent try-out with the Cleveland Browns in 1987 . . . Released prior to start of season . . . Signed by New Orleans during

the replacement games . . . Appeared in two games for Saints . . . Made 5 of 7 PATs and converted his only field goal attempt (27 yards) . . . Earned All-ACC honors his senior year for the Wolfpack . . . Earned degrees in business and political science.

ECCLES, Scott TE (6-4, 240) Eastern New Mexico 2

Selected by L.A. Raiders in ninth round (238th overall) of '87 draft . . . Released prior to start of season . . . Signed with Houston Oilers' replacement team . . . Appeared in all three games, starting one . . . Two-time all-conference tight end at Eastern New Mexico, after transferring from Cabrillo Junior College in Aptos, CA . . . Also played on Eastern's basketball team . . . Earned degree in business.

GAMACHE, Vince P (5-11, 176) Cal-State Fullerton 3

Had free agent try-out with L.A. Raiders in 1985 . . . Signed by Seattle in '86 and won job in preseason . . . Had season-long 55-yarder against San Diego . . . Waived by Seahawks prior to start of '87 regular season . . . Signed by Raiders for replacement games . . . Punted 13 times in three games . . . Set school record at Fullerton with a 78-yard punt in 1984.

GAMACHE'S PRO STATISTICS

Year	G	Punts	Yards	Avg.	TB	I-20	Long
(Seattle)							
1986	16	79	3048	38.6	7	10	55
(L.A. Raiders)							
1987	3	13	519	39.9	0	2	53
Career	19	92	3567	38.8	7	12	55

GILCREST, Stacey DB (5-10, 185) San Jose State 1

Had try-outs with Rams, Patriots, Edmonton, and Toronto (CFL) in '87 . . . Two-year letterman for the Spartans . . . Transferred to San Jose State from El Camino College in Torrance, CA . . . Uncle was former NFL star Cookie Gilchrist.

GREER, Terry WR (6-1, 192) Alabama State 3

Originally drafted by Rams in 11th round (304th overall) of 1980 draft after having signed with Toronto of CFL . . . Played six years for Argonauts, earning CFL all-star honors four times . . . Set all-time pro football marks in 1983, hauling in 113 passes for 2,003 yards . . . His receiving yards mark still stands as the best in pro football history . . . Had three straight 200-plus yard receiving games in '83 . . . Also had four games that season in which he grabbed 11

or more passes, including a career-high of 16 . . . Recorded 26 100-yard receiving games during CFL career . . . Returned kickoff 109 yards for a TD in 1981 . . . Obtained by Cleveland in '86 trade with Rams, who owned his NFL rights . . . Nagging injuries hampered first season with Browns . . . Released by Cleveland prior to '87 season . . . Signed by 49ers for replacement games . . . Had five-yard TD reception at Atlanta (10-11) . . . Released following conclusion of NFL players strike . . . Four-year letterman at Alabama State . . . Played in '79 Blue-Gray Classic.

GREER'S PRO STATISTICS

Year (CFL)	G/S	Receiving					Kickoff Returns				
		No.	Yds.	Avg.	Long	TD	No.	Yds.	Avg.	Long	TD
1980	14/14	37	552	14.9	39	2	23	533	23.2	46	0
1981	6/6	21	284	13.5	45	3	11	418	38.0	109t	1
1982	15/15	85	1466	17.2	61	11	12	285	23.8	35	0
1983	16/16	113	2003	17.7	72	8	1	0	0.0	0	0
1984	15/15	70	1189	17.0	61	14	3	31	10.3	20	0
1985	16/16	78	1323	17.0	65	9	0	0	0.0	0	0
(Cleveland)											
1986	11/1	3	51	17.0	22	0	0	0	0.0	0	0
(San Francisco)											
1987	3/1	6	111	18.5	50	1	0	0	0.0	0	0
Career	96/84	413	6979	16.9	72	48	50	1267	25.3	109t	1

KENNEDY, Sam **LB** **(6-3, 235)** **San Jose State** **1**

Signed free-agent contract with 49ers in '87 . . . Placed on injured reserve during training camp . . . Released by club Oct. 26 . . . Transferred to San Jose State from Cabrillo Junior College in Aptos, CA . . . Earned degree in manufacturing.

LEWIS, David **TE** **(6-3, 235)** **California** **5**

Drafted in the first round (20th overall) in 1984 by the Detroit Lions . . . Started 15 games in '85 . . . Injured for much of '86 season . . . Waived by Lions prior to start of '87 season . . . Signed to free agent contract by Dolphins . . . Caught game-tying TD pass with one minute left in regulation at N.Y. Jets (10-18), forcing overtime . . . Started collegiate career at California as linebacker before switching to tight end . . . Led Pac-10 Conference in receiving in '80 and '82, setting a record for receptions by a tight end in '82 with 54 . . . Prep All-America at Grant High School in Portland, OR.

LEWIS' PRO STATISTICS

Year (Detroit)	G/S	No.	Receiving		Avg.	Long	TD
			Yds.				
1984	16/7	16	236		14.8	58	3
1985	15/15	28	354		12.6	40	3
1986 (Miami)	11/7	10	88		8.8	16	1
1987	5/3	6	53		8.8	22	1
Career	47/32	60	731		12.2	58	8

MANCA, Massimo **K** **(5-10, 192)** **Penn State** **1**

Had try-out with Cincinnati in 1987 . . . Second leading scorer in Penn State history . . . Led 1986 national championship team in scoring with 79 points . . . Also led team in scoring as a junior . . . Connected on school-record 70 straight PATs . . . Holds Penn State record for field goals in a career with 40.

MARCHIOL, Ken **LB** **(6-2, 251)** **Mesa** **2**

Signed free agent contract with Saints in '87 . . . Released, then brought back for replacement games . . . Recorded eight tackles in three games . . . Four-year letterman for Mesa College in Grand Junction, CO.

MILLER, Mike **DE** **(6-4, 275)** **California Lutheran** **1**

Free agent try-out with L.A. Raiders in '87 . . . Four-year letterman for the Kingsmen . . . Recorded six quarterback sacks, five forced fumbles and 57 tackles as a senior in '86.

O'CONNOR, Paul **G** **(6-3, 258)** **Miami (FL)** **1**

Drafted by the New York Giants in the fifth round (140th overall) in 1987 . . . Released during training camp . . . Four-year letterman for Miami Hurricanes . . . Earned honorable mention All-America honors his senior year . . . Selected to play in '87 Hula Bowl classic . . . Collegiate teammate of 49ers' DE Kevin Fagan.

PERRY, Mario **TE** **(6-5, 235)** **Mississippi** **1**

Drafted in the 11th round (294th overall) by the L.A. Raiders in 1987 . . . Three-year letterman and two-year starter at

Mississippi . . . Had career-high five receptions in '86 Independence Bowl . . . State champion in 400-meter dash at Memphis (TN) Hillcrest High.

RILEY, Bob **T** **(6-6, 270)** **Indiana** **2**

Drafted by Minnesota in 10th round (267th overall) of '87 draft . . . Released during training camp . . . Signed by Cincinnati for replacement team . . . Started all three games . . . All-Big Ten in 1985-86 . . . Played in '86 Hula Bowl game . . . Also wrestled for Hoosiers as a freshman . . . Earned degree in business administration.

RIVERS, Garland **S** **(6-1, 181)** **Michigan** **1**

Drafted by Detroit in the fourth round (92nd overall) of '87 draft . . . Released by Lions during training camp . . . Had try-outs with Chicago and the Buffalo Bills' replacement team . . . Earned All-America honors at Michigan in 1986 . . . Also named All-Big Ten in '85-86 . . . Played in Hula Bowl following senior season . . . High School All-America at Canton McKinley (OH) High.

RODGERS, Del **RB** **(5-10, 203)** **Utah** **4**

Drafted in the third round (71st overall) by the Green Bay Packers in 1982 . . . Spent entire '83 season on injured reserve (neck) . . . On I.R. all of '85 campaign with broken fibula . . . Signed free agent contract with 49ers in 1987 . . . Released prior to start of season . . . Re-signed by club for replacement games . . . Scored on a seven-yard scamper at N.Y. Giants (10-5) . . . Rushed for 37 yards the following week at Atlanta (10-12) . . . Had kickoff returns of 47 and 50 yards at L.A. Rams (11-1) . . . Released Nov. 20 . . . Became the first 1,000-yard single season rusher in Utah history in 1982.

RODGERS' PRO STATISTICS

Year (Green Bay)	G/S	Rushing					Receiving				
		Att.	Yds.	Avg.	Long	TD	No.	Yds.	Avg.	Long	TD
1982	9/0	46	175	3.8	13	0	3	23	7.7	16	0
1983	0/0	— Did Not Play —									
1984	14/0	25	95	3.8	22	0	5	56	11.2	22	0
1985	0/0	— Did Not Play —									
1987	7/0	11	46	4.2	15	1	2	45	22.5	24	0
Career	30/0	82	316	3.9	22	1	10	124	12.4	24	0

Year	G/S	Kickoff Returns				
		No.	Yds.	Avg.	Long	TD
1982	9/0	20	436	21.8	76	0
1983	0/0	— Did Not Play —				
1984	14/0	39	843	21.6	97t	1
1985	0/0	— Did Not Play —				
1987	7/0	17	358	21.1	50	0
Career	30/0	76	1637	21.5	97t	1

SCOTT, Chuck WR (6-2, 202) Vanderbilt 2

Drafted by the L.A. Rams in the second round (50th overall) . . . Spent entire '85 season on injured reserve (shoulder) . . . Played in eight games in '86, catching five passes for 76 yards prior to re-injuring shoulder . . . Released prior to '87 season . . . Earned All-America honors at Vandy his junior season as a tight end . . . Switched to receiver as a senior and caught 54 passes.

SCOTT'S PRO STATISTICS

Year	G/S	Receiving				
		No.	Yds.	Avg.	Long	TD
(Los Angeles Rams)		— Did Not Play —				
1985	0/0	— Did Not Play —				
1986	8/0	5	76	15.2	21	0
Total	8/0	5	76	15.2	21	0

SPANGLER, Rich K (6-1, 195) Ohio State 1

Had try-outs with Dallas and Washington in 1986 and St. Louis in 1987 . . . Finished sixth on Ohio State career scoring list with 294 points . . . Set school mark of 177 PATs during his four years at Columbus . . . Tied Rose Bowl record with career-best 52-yard field goal vs. USC in 1985.

TURNER, Robert S (6-0, 195) James Madison 1

Signed free agent contract with New Jersey Generals (USFL) in '85 . . . Waived prior to start of season . . . Spent past two seasons on roster of Calgary Stampeders (CFL), seeing brief action . . . Released by club during '87 season . . . Four-year letterman at James Madison . . . Spent first two seasons at wide receiver, backing-up Washington Redskins all-pro Gary Clark prior to moving to defense.

FIRST-YEAR ROSTER

NO	NAME	POS	HT	WT	BIRTHDATE	EXP	COLLEGE
22	Allen, Dennis	WR	6-1	182	7/7/63	1	Kansas State
18	Allen, John	QB	5-11	190	10/14/64	R	California
23	Bankston, Bobby	WR	5-7	170	1/20/63	1	East Texas State
3	Belluomini, Paul	C	6-0	210	3/31/57	1	UC-Davis
24	Biggers, Kevin	CB	5-11	185	5/6/62	1	Nebraska
31	Brooks, Chet	CB	5-11	191	1/1/66	D11	Texas A&M
36	Bryant, Kevin	LB	6-2	223	4/19/65	D7	Delaware State
67	Clarkson, Larry	T	6-7	303	3/11/65	D8	Montana
6	Cofer, Mike	K	6-1	190	2/19/64	1	North Carolina State
38	Cox, Greg	S	6-0	223	1/6/65	R	San Jose State
64	Davis, Jeff	LB	6-5	235	1/19/66	R	Nevada-Reno
47	Gilcrest, Stacey	DB	5-10	185	9/5/63	R	San Jose State
74	Glasser, Jeff	DT	6-4	243	6/4/65	R	UCLA
28	Hammond, Curtis	CB	6-1	195	8/31/66	R	Southeast Missouri
9	Helton, Barry	P	6-3	205	1/2/65	D4A	Colorado
78	Holt, Pierce	DT-DE	6-4	280	1/1/62	D2B	Angelo State
77	Hooper, Mike	DT	6-3	275	10/7/65	R	San Diego State
44	Kennedy, Sam	LB	6-3	235	7/10/64	1	San Jose State
17	Liggins, Guy	WR	6-2	200	6/4/66	R	San Jose State
1	Manca, Massimo	K	5-10	192	3/18/64	1	Penn State
69	Miller, Mike	DE	6-4	275	9/8/64	1	California Lutheran
48	Mira, Jr., George	LB	6-0	230	6/13/65	D12	Miami (Fla.)
45	Moore, Chris	LB	6-2	215	9/14/64	R	Iowa State
64	O'Connor, Paul	G	6-3	258	11/7/62	1	Miami (Fla.)
45	Polce, Tom	FB	6-1	225	3/10/65	R	Indiana
51	Ridder, Fred	LB	6-1	230	9/29/65	R	Ohio State
30	Rivers, Garland	SS	6-1	181	11/3/64	1	Michigan
98	Romanowski, Bill	LB	6-4	231	4/2/66	D3	Boston College
13	Spangler, Rich	K	6-1	195	10/29/63	1	Ohio State
96	Stubbs, Danny	DE	6-4	260	1/3/65	D2A	Miami (Fla.)
63	Teague, Don	C	6-2	270	5/4/65	R	Ohio State
32	Turner, Robert	S	6-0	195	2/12/63	1	James Madison
40	Wallace, Darrell	RB	5-7	168	9/27/65	R	Missouri

FREE AGENT ROSTER

63	Apke, Steve	LB	6-1	222	8/3/65	2	Pittsburgh
43	Bartolo, Steve	FB	5-9	200	7/15/64	2	Colorado State
23	Berry, Ed	CB	5-10	183	9/28/63	3	Utah State
66	Burnett, Victor	DE	6-5	258	10/5/62	2	Fresno State
66	Cochran, Mark	T	6-5	285	5/6/63	2	Baylor
91	Eccles, Scott	TE	6-4	240	6/28/63	2	Eastern New Mexico
2	Gamache, Vincent	P	5-11	176	11/18/61	3	Cal State-Fullerton
21	Greer, Terry	WR	6-1	192	9/27/57	3	Alabama State
48	Lewis, David	TE	6-3	235	6/8/61	5	California
56	Marchiol, Ken	LB	6-2	251	8/27/65	2	Mesa
49	Perry, Mario	TE	6-5	235	12/20/63	2	Mississippi
68	Riley, Bob	G-T	6-6	270	6/23/64	2	Indiana
35	Rodgers, Del	RB	5-10	203	6/22/60	4	Utah
19	Scott, Chuck	WR	6-2	202	5/24/63	2A	Vanderbilt

VETERAN ROSTER

NO	NAME	POS	HT	WT	BIRTHDATE	NFL EXP	COLLEGE
79	Barton, Harris	T	6-4	280	4/19/64	2	North Carolina
76	Board, Dwaine	DE	6-5	248	11/29/56	9	North Carolina A&T
65	Bregel, Jeff	G	6-4	280	5/1/64	2	Southern California
95	Carter, Michael	NT	6-2	285	10/29/60	5	Southern Methodist
81	Chandler, Wes	WR	6-0	188	8/22/56	11	Florida
69	Collie, Bruce	G-T	6-6	275	6/27/62	4	Texas-Arlington
59	Comeaux, Darren	LB	6-1	227	4/15/60	7	Arizona State
52	Cooper, George	LB	6-2	225	12/24/58	2	Michigan State
33	Craig, Roger	RB	6-0	224	7/10/60	6	Nebraska
83	Crawford, Derrick	WR	5-10	185	9/3/60	2	Memphis State
28	Cribbs, Joe	RB	5-11	193	1/5/58	8	Auburn
51	Cross, Randy	C-G	6-3	265	4/25/54	13	UCLA
57	Dean, Kevin	LB	6-1	235	2/5/65	2	Texas Christian
25	DuBose, Doug	RB	5-11	190	3/14/64	1	Nebraska
26	Eason, Bo	S	6-2	204	3/10/61	5	UC-Davis
50	Ellison, Riki	LB	6-2	225	8/15/60	6	Southern California
75	Fagan, Kevin	DE	6-3	260	4/25/63	2	Miami (Fla.)
55	Fahnhorst, Jim	LB	6-4	230	11/8/58	5	Minnesota
32	Flagler, Terrence	RB	6-0	200	9/24/64	2	Clemson
86	Frank, John	TE	6-3	225	4/17/62	5	Ohio State
49	Fuller, Jeff	S	6-2	216	8/8/62	5	Texas A&M
11	Gagliano, Bob	QB	6-3	195	9/5/58	5	Utah State
93	Glover, Clyde	DE	6-6	280	7/16/60	2	Fresno State
29	Griffin, Don	CB	6-0	176	3/17/64	3	Middle Tenn. State
54	Hadley, Ron	LB	6-2	240	11/9/63	2	Washington
94	Haley, Charles	LB-DE	6-5	230	1/6/64	3	James Madison
89	Hellar, Ron	TE	6-3	235	9/18/63	2	Oregon State
46	Holmoe, Tom	S	6-2	195	3/7/60	5	Brigham Young
90	Jones, Brent	TE	6-4	230	2/12/63	2	Santa Clara
67	Kugler, Pete	DE	6-4	255	8/9/59	6	Penn State
92	Lilly, Kevin	DE	6-4	265	5/14/63	1	Tulsa
42	Lott, Ronnie	S	6-0	200	5/8/59	8	Southern California
84	Margerum, Ken	WR	6-0	180	10/5/58	6	Stanford
62	Mcintyre, Guy	G	6-3	265	2/17/61	5	Georgia
22	McKyer, Tim	CB	6-0	174	9/5/63	3	Texas-Arlington
97	Mikolas, Doug	NT	6-1	270	6/7/62	2	Portland State
16	Montana, Joe	QB	6-2	195	6/11/56	10	Notre Dame
88	Nicholas, Calvin	WR	6-4	208	6/11/64	1	Grambling
20	Nixon, Tory	CB	5-11	186	2/24/62	4	San Diego State
77	Paris, William "Bubba"	T	6-6	306	10/6/60	6	Michigan
15	Paye, John	QB	6-3	205	3/30/65	1	Stanford
25	Poe, Johnnie	CB-S	6-1	194	8/29/59	6	Missouri
44	Rathman, Tom	FB	6-1	232	10/7/62	3	Nebraska
80	Rice, Jerry	WR	6-2	200	10/13/62	4	Miss. Valley State
91	Roberts, Larry	DE	6-3	264	6/2/63	3	Alabama
4	Runager, Max	P	6-1	189	3/24/56	10	South Carolina
61	Sapalu, Jesse	G-C	6-4	260	3/10/61	3	Hawaii
90	Shell, Todd	LB	6-4	225	6/24/62	4	Brigham Young
72	Stover, Jeff	DE	6-5	275	5/22/58	7	Oregon
24	Sydney, Harry	FB	6-0	217	6/26/59	2	Kansas
82	Taylor, John	WR	6-1	185	3/31/62	2	Delaware State
60	Thomas, Chuck	C	6-3	280	12/24/60	3	Oklahoma
58	Turner, Keena	LB	6-2	222	10/22/58	9	Purdue
74	Wallace, Steve	T	6-5	276	12/27/64	3	Auburn
99	Walter, Michael	LB	6-3	238	11/30/60	6	Oregon
14	Wersching, Ray	PK	5-11	215	8/21/50	16	California
41	Williams, Dokie	WR	5-11	180	8/25/60	6	UCLA
27	Williamson, Carlton	S	6-0	204	6/12/58	8	Pittsburgh
85	Wilson, Mike	WR	6-3	215	12/19/58	8	Washington State
21	Wright, Eric	CB	6-1	185	4/18/59	7	Missouri
8	Young, Steve	QB	6-2	200	10/11/61	4	Brigham Young

49ERS' 1987 STATISTICS

WON 13, LOST 2				RUSHING		No.	Yds	Avg	Long	TD
Sept 13	L 17-30	at Pittsburgh	55,735	Craig	215	815	3.8	25	3	
Sept 20	W 27-26	at Cincinnati	53,498	Cribbs	70	300	4.3	20	1	
Oct 5	W 41-21	at Giants	16,471	Rathman	62	257	4.1	35	1	
Oct 11	W 25-17	at Atlanta	8,684	Young	26	190	7.3	29†	1	
Oct 18	W 34-28	St. Louis	38,094	Montana	35	141	4.0	20	1	
Oct 25	W 24-22	at New Orleans	60,497	Sydney	29	125	4.3	15	0	
Nov 1	W 31-10	at Rams	55,328	Rice	8	51	6.4	17	1	
Nov 8	W 27-20	Houston	59,740	DuBose	10	33	3.3	11	0	
Nov 15	L 24-26	New Orleans	60,436	Flagler	6	11	1.8	5	0	
Nov 22	W 24-10	at Tampa Bay	63,211	Frank	1	2	2.0	2	0	
Nov 29	W 38-24	Cleveland	60,248	Others	62	312	5.0	17	1	
Dec 6	W 23-12	at Green Bay	51,118	49ERS	524	2237	4.3	35	11	
Dec 14	W 41-0	Chicago	63,509	OPPONENTS	429	1611	3.8	57	8	
Dec 20	W 35-7	Atlanta	54,698							
Dec 27	W 48-0	Rams	57,950							

TOTAL FIRST DOWNS		49ers		Opponents		RECEIVING		No.	Yds	Avg	Long	TD
Rushing	134	357	250	Craig	66	492	7.5	35†	1			
Passing	202	134	95	Rice	65	1078	16.6	57†	22			
Penalty	21	202	132	Rathman	30	329	11.0	29	3			
3rd Down: Made/Att	97/203	21	23	Wilson	29	450	15.5	46†	5			
4th Down: Made/Att	7/9	58/201	14/24	Frank	26	296	11.4	27	3			
TOTAL NET YARDS	5987	4095	49ERS	524	2237	4.3	35	11	11			
Avg. Per Game	399.1	273.0	Jones	2	35	17.5	22	0				
Total Plays	1054	933	Flagler	2	28	14.0	24	0				
Avg. Per Play	5.7	4.4	Margerum	1	7	7.0	7	0				
NET YARDS RUSHING	2237	1611	Sydney	1	3	3.0	3	0				
Avg. Per Game	149.1	107.4	Others	42	524	12.5	50	2				
Total Rushes	524	429	49ERS	322	3955	12.3	57	44				
NET YARDS PASSING	3750	2484	OPPONENTS	224	2771	12.4	63†	13				
Avg. Per Game	250.0	165.6										
Tackled/Yards Lost	29/205	37/287										
Gross Yards	3955	2771										
Att./Completions	501/322	467/224										
Completion Pct.	64.3	48.0										
Had Intercepted	14	25										

PUNTS/AVERAGE		49ers		Opponents		INTERCEPTIONS		No.	Yds	Avg	Long	TD
NET PUNTING AVG.	32.1	32.8	Williamson	1	17	17.0	17	0				
PENALTIES/YARDS	89/792	79/655	Walter	1	16	16.0	16	0				
FUMBLES/BALL LOST	25/12	30/13	Turner	1	15	15.0	15	0				
TOUCHDOWNS	59	26	Cousineau	1	11	11.0	11	0				
Rushing	11	8	Nixon	1	5	5.0	5	0				
Passing	44	13	Shell	1	1	1.0	1	0				
Returns	4	5	Holmoe	1	0	0.0	0	0				
			J.Fahnhorst	1	0	0.0	0	0				
			McColl	1	0	0.0	0	0				
			Others	2	42	21.0	30	0				

SCORE BY PERIODS		1	2	3	4	OT	Total	49ERS		OPPONENTS	
49ERS		81	150	89	139	0	459	25	205	8.2	34
OPPONENTS		53	69	60	71	0	253	14	258	18.4	38

SCORING		TD	-Ru	-Pa	-Rt	PAT	FG	S	TP	PUNTING		No.	Yds	Avg	TB	I-20	Lg	Bk
Rice	1	22	0	0/0	0/0	0	138			Runager	55	2157	39.2	7	13	56	1	
Warsching	0	0	0	44/46	13/17	0	83			Others	12	384	32.0	1	3	51	0	
Clark	0	5	0	0/0	0/0	0	30			49ERS	68	2541	37.4	8	16	56	1	
Wilson	0	5	0	0/0	0/0	0	30			OPPONENTS	72	2850	39.8	6	13	68	1	
Craig	3	1	0	0/0	0/0	0	24											
Rathman	1	3	0	0/0	0/0	0	24											
Frank	0	3	0	0/0	0/0	0	18											
Heller	0	3	0	0/0	0/0	0	18											
Cribbs	1	0	1	0/0	0/0	0	12											
McLemore	0	0	1	0/0	0/0	0	6											
Montana	1	0	0	0/0	0/0	0	6											
Taylor	0	0	1	0/0	0/0	0	6											
Young	1	0	0	0/0	0/0	0	6											
Fuller	0	0	0	0/0	0/0	1	2											
Others	3	2	1	11/13	3/6	0	56											
49ERS	11	44	4	55/59	16/23	1	459											
OPPONENTS	8	13	5	25/26	24/35	0	253											

KICKOFF RETURNS		No.	Yds	Avg	Long	TD
Cribbs	13	327	25.2	92†	1	
Sydney	12	243	20.3	30	0	
Flagler	3	31	10.3	16	0	
Rathman	2	37	18.5	21	0	
McLemore	1	23	23.0	23	0	
Others	24	487	20.4	50	0	
49ERS	55	1144	20.8	92†	1	
OPPONENTS	76	1598	21.0	97†	1	

SACKS: Haley 6.5, Kugler 4.5, Stover 3.5, Turner 3.0, Roberts 2.5, Board 2.0, Fagan 2.0, Fuller 2.0, Glover 2.0, Carter 1.0, McColl 1.0, Shell 1.0, Others 5.0, **49ERS** 37.0, **OPPONENTS** 29.0

1987 49ERS DEFENSIVE STATISTICS

(unofficial — Final — 15 games)

NAME	TACKLES			SACKS	PASSES	
	TOTAL	SOLO	ASST		INT.	DEF.
Michael Walter	94	66	28	0-0	1-16	2
Jeff Fuller	80	60	20	1-8	0-0	9
Ronnie Lott	55	38	17	0-0	5-62	10
Michael Carter	55	28	27	1-11	0-0	3
Jim Fahnhorst	54	38	16	0-0	1-0	1
Keena Turner	47	38	9	3-16	1-15	10
Tim McKyer	35	29	6	0-0	2-0	18
Dwaine Board	35	25	10	2-22	0-0	2
Pete Kugler	31	17	14	4.5-26	0-0	2
Jeff Stover	31	17	14	3.5-28	0-0	2
Harry Sydney	31	13	18	0-0	0-0	0
George Cooper	29	16	13	0-0	0-0	3
Tory Nixon	28	21	7	0-0	1-5	7
Charles Haley	26	21	5	6-42	0-0	3
Tom Holmoe	23	16	7	0-0	1-0	2
Tom Cousineau	23	15	8	0-0	1-11	1
Don Griffin	22	21	1	0-0	5-1	15
Milt McColl	22	16	6	1-4	1-0	1
Larry Roberts	21	10	11	2-32	0-0	1
Kevin Fagan	20	11	9	2-7	0-0	0
Dana McLemore	15	14	1	0-0	2-35	3
Carlton Williamson	14	10	4	0-0	1-17	3
Darren Comeaux	14	7	7	0-0	0-0	0
Ron Heller	13	6	7	0-0	0-0	0
Todd Shell	12	7	5	1-10	1-1	3
Clyde Glover	11	7	4	3-33	0-0	1
Brent Jones	11	2	9	0-0	0-0	0
Tom Rathman	10	5	5	0-0	0-0	0
Ron Hadley	8	6	2	0-0	0-0	0
Doug Mikolas	8	5	3	0-0	0-0	0
Kevin Dean	7	5	2	0-0	0-0	0
Riki Ellison	6	4	2	0-0	0-0	0
Randy Cross	5	3	2	0-0	0-0	0
John Frank	4	4	0	0-0	0-0	0
John Taylor	4	4	0	0-0	0-0	0
Eric Wright	4	4	0	0-0	0-0	0
Jesse Sapolu	4	2	2	0-0	0-0	0
Bruce Collie	3	2	1	0-0	0-0	0
Chuck Thomas	3	1	2	0-0	0-0	0
Ken Margerum	3	0	3	0-0	0-0	0
Jerry Rice	2	2	0	0-0	0-0	0
Dwight Clark	1	1	0	0-0	0-0	0
Keith Fahnhorst	1	1	0	0-0	0-0	0
Fred Quillan	1	1	0	0-0	0-0	0
OTHERS	75	58	17	5-42	2-42	8

TOTAL INCLUDES SACKS AND SPECIAL TEAMS TACKLES.

FORCED FUMBLES (16): Ronnie Lott (3), Michael Walter (2), Jeff Fuller (2), Dwaine Board (1), Michael Carter (1), George Cooper (1), Charles Haley (1), Tim McKyer (1), Keena Turner (1), others (3).

FUMBLE RECOVERIES (13): Jeff Fuller (3-0), Dwaine Board (1-0), Kevin Fagan (1-6), Don Griffin (1-7), Ron Hadley (1-0), Ronnie Lott (1-33), Doug Mikolas (1-0), Michael Walter (1-0), others (3-0).

BLOCKED PUNTS (1): Matt Courtney (recovered for TD by Mike Wells).

BLOCKED FG (1): Steve Wallace

1987 PLAYOFF DEFENSIVE STATISTICS

(unofficial - one game)

NAME	TACKLES			SACKS	PASSES	
	TOTAL	SOLO	ASST		INT.	DEF.
*Michael Walter	9	7	2	1-5	0-0	0
Ronnie Lott	8	6	2	0-0	0-0	1
Kevin Fagan	8	3	5	0-0	0-0	0
Tim McKyer	6	6	0	0-0	0-0	0
Michael Carter	6	3	3	0-0	0-0	0
Todd Shell	5	2	3	0-0	0-0	0
Don Griffin	4	4	0	0-0	0-0	0
Jeff Fuller	4	2	2	0-0	1-48	3
*Tom Holmoe	4	2	2	0-0	0-0	0
Jim Fahnhorst	3	3	0	0-0	0-0	0
Jeff Stover	3	1	2	0-0	0-0	0
Pete Kugler	2	2	0	0-0	0-0	0
Charles Haley	2	1	1	1-13	0-0	0
Milt McCoil	2	1	1	0-0	0-0	0
*Darren Comeaux	1	1	0	0-0	0-0	0
*Dana McLemore	1	1	0	0-0	0-0	0
*Tom Rathman	1	1	0	0-0	0-0	0
John Taylor	1	1	0	0-0	0-0	0
*Chuck Thomas	1	1	0	0-0	0-0	0
Larry Roberts	1	0	1	0-0	0-0	0

* - INCLUDES SPECIAL TEAMS TACKLES

1987 Season At A Glance

STEELERS 30, 49ERS 17 — Pittsburgh — Sept. 13

49ERS	0	3	7	17
STEELERS	7	10	3	10-30
STEELERS	— Hall 50 run after fumble recovery (Anderson kick)			9:03	
49ERS	— FG Wersching 43			4:52	(9-73)
STEELERS	— Gothard 2 pass from Malone (Anderson kick)			9:50	(11-66)
STEELERS	— FG Anderson 50			14:54	(10-59)
STEELERS	— FG Anderson 41			7:30	(4-2)
49ERS	— Frank 1 pass from Montana (Wersching kick)			12:18	(11-77)
STEELERS	— FG Anderson 44			5:52	(6-15)
STEELERS	— Abercrombie 23 run (Anderson kick)			9:35	(4-65)
49ERS	— Rice 3 pass from Montana (Wersching kick)			14:02	(13-80)
	49ERS STEELERS			49ERS STEELERS	
First Downs	24	21	Passes(Att/Comp/Int)	49-34-3 33-9-0
Total Net Yards	356	266	Punts-Average	7-42.1 7-43.4
Net Yards Rushing	47	183	Fumbles-Lost	3-1 4-0
Net Yards Passing	307	83	Penalties-Yards	6-67 3-25

INDIVIDUAL STATISTICS

Rushing

49ERS — Craig 10 for 16; Cribbs 9 for 33; Montana 1 for -2.
 STEELERS — Jackson 25 for 103; Abercrombie 7 for 44, 1 TD; Malone 6 for -1.

Passing

49ERS — Montana 34 of 49, 316 yards, 1 TD, 3 INTs.
 STEELERS — Malone 9 of 33, 99 yards, 1 TD.

Receiving

49ERS — Craig 10 for 61; Rice 8 for 106, 1 TD; Wilson 4 for 40; Cribbs 4 for 30; Frank 4 for 15, 1 TD.

STEELERS — Lipps 3 for 44; Stallworth 2 for 26; Hoge 1 for 27; Gothard 1 for 2, 1 TD.

Defensive Leaders

49ERS — Walter 10 tackles (9 solo); Fuller 8 tackles; Haley 4 tackles, 1 sack for 10 yards.

STEELERS — Sanchez 10 tackles; Merriweather 9 tackles (8 solo), 1 INT., 1 Fum Rec.; Little 8 tackles; Shell 7 tackles.

49ERS 27, BENGALS 26 — Cincinnati — Sept. 20

49ERS	0	7	13	7-27
BENGALS	10	10	0	6-26
BENGALS	— Kinnebrew 2 run (Breech kick)			9:25	(13-80)
BENGALS	— FG Breech 23			14:09	(11-36)
49ERS	— Wilson 38 pass from Montana (Wersching kick)			11:42	(8-80)
BENGALS	— Holman 46 pass from Esiason (Breech kick)			13:14	(5-81)
BENGALS	— FG Breech 42			14:58	(7-32)
49ERS	— Rice 34 pass from Montana (Wersching kick)			2:30	(4-56)
49ERS	— FG Wersching 24			5:47	(6-12)
49ERS	— FG Wersching 31			11:43	(11-44)
BENGALS	— FG Breech 41			6:55	(4-7)
BENGALS	— FG Breech 46			13:06	(10-35)
49ERS	— Rice 25 pass from Montana (Wersching kick)			15:00	(1-25)
	49ERS BENGALS			49ERS BENGALS	
First Downs	16	19	Passes(Att/Comp/Int)	37-21-0 29-14-0
Total Net Yards	261	292	Punts-Average	8-39.5 6-40.3
Net Yards Rushing	56	128	Fumbles-Lost	1-1 1-0
Net Yards Passing	205	164	Penalties	3-25 4-30

INDIVIDUAL STATISTICS

Rushing

49ERS—Craig 12 for 35; Cribbs 5 for 14; Flagler 2 for 3; Rice 1 for 4.

BENGALS—Kinnebrew 22 for 84, 1 TD; Brooks 16 for 31; Esiason 10 for 5.

Passing

49ERS—Montana 21 of 37 for 250 yards, 3 TDs.

BENGALS—Esiason 14 for 29 for 180 yards, 1 TD, 1 INT.

Receiving

49ERS—Wilson 7 for 104, 1 TD; Rice 4 for 86, 2 TDs; Craig 4 for 23.

BENGALS—Collinsworth 3 for 32; Brooks 3 for 28; Holman 2 for 55, 1 TD.

Defensive Leaders

49ERS—Walter 13 tackles (10 solo); Stover 7 tackles, 1 sack for 6 yards; Fahnhorst 7 tackles; Fuller 6 tackles.

BENGALS—Williams 6 tackles; Kelly 6 tackles; Zander 4 tackles; 1 sack for 14 yards; Skow 2 sacks for 17 yards.

49ERS 41, GIANTS 21 — New York — Oct. 5

49ERS	3	14	10	14-41
GIANTS	0	7	0	14-21
49ERS — FG Brockhaus 39		13:06		(5-19)
GIANTS — Bennett 47 pass from Crocicchia (Benyola kick)		6:33		(4-72)
49ERS — Rodgers 2 run (Brockhaus kick)		14:10		(6-62)
49ERS — Wells 1 blocked kick return (Brockhaus kick)		14:38		
49ERS — Monroe 39 pass from Stevens (Brockhaus kick)		7:42		(2-40)
49ERS — FG Brockhaus 22		12:02		(8-20)
49ERS — Stevens 9 run (Brockhaus kick)		:04		(5-17)
GIANTS — McGowan 63 pass from Busch (Benyola kick)		6:00		(7-85)
49ERS — Cherry 13 run (Brockhaus kick)		11:34		(10-71)
GIANTS — Lovelady 7 pass from Busch (Benyola kick)		12:40		(1-7)
	49ERS	GIANTS	49ERS	GIANTS
First Downs	28	14	23-14-0	21-9-1
Total Net Yards	433	231	4-30-3	5-23-0
Net Yards Rushing	242	77	0-0	6-3
Net Yards Passing	191	154	8-84	3-14

INDIVIDUAL STATISTICS

Rushing

49ERS—Varajon 16 for 75; Cherry 13 for 65, 1 TD; Hardy 7 for 48; Stevens 7 for 36, 1 TD; Rodgers 4 for 9, 1 TD.

GIANTS—Williams 6 for 31; Beecham 5 for 22; Dirico 5 for 11.

Passing

49ERS—Gagliano 12 of 21 for 150 yards; Stevens 2 of 2 for 52 yards, 1 TD.

GIANTS—Crocicchia 6 of 15 for 89 yards, 1 TD; Busch 3 of 6 for 95 yards, 2 TDs, 1 INT.

Receiving

49ERS—Gladney 4 for 60; Monroe 3 for 66, 1 TD; Varajon 3 for 25.

GIANTS—Bennett 4 for 87, 1 TD; Lovelady 2 for 15, 1 TD; McGowan 1 for 63, 1 TD.

Defensive Leaders

49ERS—Korff 6 tackles, 1 sack 16 for yards; Hadley 4 tackles (all solo); Ridgle 4 tackles.

GIANTS—DeRose 15 tackles (13 solo); Rehage 13 tackles; Thompson 8 tackles (all solo), 2 sacks for 11 yards.

49ERS 25, FALCONS 17 — Atlanta — Oct. 11

49ERS	6	14	0	5-25
FALCONS	0	0	10	7-17
49ERS — Craig 1 run (kick failed)		8:38		(4-27)
49ERS — Clark 6 pass from Montana (Brockhaus kick)		6:13		(9-69)
49ERS — Greer 5 pass from Gagliano (Brockhaus kick)		14:48		(4-78)
FALCONS — Badanjek 3 run (Davis kick)		6:24		(12-80)
FALCONS — FG Davis 42		14:13		(6-26)
49ERS — FG Brockhaus 20		3:06		(9-61)
49ERS — Safety-Kramer sacked by Fuller		3:34		
FALCONS — Kamana 4 pass from Kramer (Davis kick)		13:29		(13-78)

	49ERS FALCONS		49ERS FALCONS	
First Downs	20		Passes(Att/Comp/Int) .	18-9-1 46-18-2
Total Net Yards	361	238	Punts-Average	5-32.4 5-34.4
Net Yards Rushing	239	50	Fumbles-Lost	0-0 0-0
Net Yards Passing	122	188	Penalties-Yards	10-79 7-50

INDIVIDUAL STATISTICS

Rushing

49ERS—Craig 17 for 91, 1 TD; Cribbs 9 for 67; Rodgers 7 for 37.
 FALCONS—Badanjek 15 for 45, 1 TD; McIntosh 2 for 7.

Passing

49ERS—Montana 5 of 8 for 63 yards, 1 TD; Gagliano 4 of 8 for 79 yards, 1 TD, 1 INT; Stevens 0 of 2.

FALCONS—Kramer 13 of 33 for 176 yards, 1 TD, 1 INT; VanRaaphorst 5 of 13 for 61 yards, 1 INT.

Receiving

49ERS—Greer 2 for 55, 1 TD; Clark 2 for 27, 1 TD, Rodgers 1 for 21.
 FALCONS—Taylor 6 for 94; Byrd 4 for 68; Kamana 3 for 19, 1 TD.

Defensive Leaders

49ERS—Cousineau 8 tackles; Cooper 7 tackles (all solo); Pollard 7 tackles (all solo); Glover 2 sacks for 23 yards; Courtney 3 tackles, 1 INT.

FALCONS—Spencer 10 tackles; Laughlin 7 tackles (all solo); Green 7 tackles, 1 sack for 9 yards.

49ERS 34, CARDINALS 28 — San Francisco — Oct. 18

CARDINALS	7	14	7	0-28
49ERS	0	14	7	13-34

CARDINALS — McAdoo 1 run (Gallery kick)	9:48	(8-80)
CARDINALS — Johnson 38 pass from Garza (Gallery kick)	4:08	(1-38)
49ERS — Clark 22 pass from Montana (Brockhaus kick)	7:16	(8-76)
CARDINALS — McAdoo 6 run (Gallery kick)	12:04	(4-24)
49ERS — Clark 8 pass from Montana (Brockhaus kick)	14:07	(9-81)
49ERS — Craig 1 run (Brockhaus kick)	7:47	(12-73)
CARDINALS — McAdoo 1 run (Gallery kick)	15:00	(11-45)
49ERS — Craig 36 pass from Montana (Brockhaus kick)	2:31	(5-58)
49ERS — Heller 3 pass from Montana (kick failed)	10:21	(11-69)

	CARDINALS	49ERS	CARDINALS	49ERS
First Downs	18	28	Passes(Att/Comp/Int)	17-10-2 39-31-2
Total Net Yards	324	435	Punts-Average	2-54.0 3-33.7
Net Yards Rushing	160	121	Fumbles-Lost	3-1 1-1
Net Yards Passing	164	327	Penalties-Yards	5-30 7-60

INDIVIDUAL STATISTICS

Rushing

CARDINALS—McAdoo 23 for 111, 3 TDs; Ferrell 7 for 22; Garza 5 for 18.
 49ERS—Craig 17 for 71, 1 TD; DuBose 7 for 24; Montana 5 for 19.

Passing

CARDINALS—Garza 10 of 17 for 177 yards, 1 TD, 2 INTs.
 49ERS—Montana 31 of 39 for 334 yards, 4 TDs, 2 INTs.

Receiving

CARDINALS—Smith 7 for 96; Johnson 2 for 73, 1 TD; Harris 1 for 8.
 49ERS—Clark 9 for 99, 2 TDs; Craig 7 for 99, 1 TD; Francis 6 for 46.

Defensive Leaders

CARDINALS—Baker 9 tackles; Noga 9 tackles; Curtis 7 tackles, 2 INTs;
 49ERS—Fuller 11 tackles; Cousineau 10 tackles, 1 INT; Board 5 tackles, 1 sack for 13 yards.

49ERS 24, SAINTS 22 — New Orleans — Oct. 25

49ERS	7	10	0	7-24
SAINTS	3	3	6	10-22

SAINTS — FG Andersen 39	5:55	(1-55)
49ERS — Rice 8 pass from Montana (Wersching kick)	12:40	(3-14)
49ERS — Heller 39 pass from Montana (Wersching kick)	5:18	(8-96)
49ERS — FG Wersching 31	13:32	(14-52)
SAINTS — FG Andersen 49	14:58	(5-45)
SAINTS — FG Andersen 19	6:55	(12-62)
SAINTS — FG Andersen 19	14:22	(11-70)
SAINTS — Toles 11 return of blocked punt (Andersen kick)	1:36	
49ERS — Wilson 14 pass from Montana (Wersching kick)	3:34	(5-80)
SAINTS — FG Andersen 37	9:10	(11-58)

	49ERS	SAINTS	49ERS	SAINTS
First Downs	23	20	32-18-0	27-14-1
Total Net Yards	303	373	Punts-Average	6-34.3
Net Yards Rushing	75	171	Fumbles-Lost	2-2
Net Yards Passing	228	202	Penalties-Yards	4-36

INDIVIDUAL STATISTICS

Rushing

49ERS—Craig 15 for 55; Flagler 4 for 8; Montana 4 for 3.
SAINTS—Mayes 29 for 144; Hilliard 6 for 18; Word 5 for 7.

Passing

49ERS—Montana 18 of 32 for 256, 3 TDs.
SAINTS—Hebert 14 of 27 for 202 yards, 1 INT.

Receiving

49ERS—Rice 6 for 89, 1 TD; Craig 5 for 50, Wilson 3 for 38, 1 TD; Heller 1 for 39, 1 TD.
SAINTS—Hill 4 for 93, Jones 3 for 67, Brenner 2 for 22, Mayes 2 for 8.

Defensive Leaders

49ERS—Walter 13 tackles (8 solo); Board 8 tackles; Fuller 7 tackles.
SAINTS—Jakes 10 tackles (all solo), 1 fumble recovery, 1 blocked punt; Gibson 7; Wilkes 6 tackles, 1 sack for 3 yards.

49ERS 31, RAMS 10 — Anaheim — Nov. 1

49ERS	7	17	0	7-31
RAMS	3	0	0	7-10
49ERS — Rathman 9 run (Wersching kick)		8:40		(8-80)
RAMS — FG Lansford 22		14:04		(6-10)
49ERS — FG Wersching 22		3:23		(8-39)
49ERS — Wilson 17 pass from Montana (Wersching kick)		8:45		(5-39)
49ERS — Frank 2 pass from Montana (Wersching kick)		14:38		(12-95)
49ERS — Rice 51 pass from Montana (Wersching kick)		9:19		(10-99)
RAMS — Young 7 pass from Everett (Lansford kick)		13:02		(8-75)
	49ERS	RAMS	49ERS	RAMS
First Downs	23	19	30-21-1	35-20-0
Total Net Yards	435	280	Punts-Average	3-31.7
Net Yards Rushing	149	62	Fumbles-Lost	0-0
Net Yards Passing	286	218	Penalties-Yards	7-78

INDIVIDUAL STATISTICS

Rushing

49ERS—Craig 23 for 104; Rathman 7 for 31, 1 TD; Montana 2 for 11.
RAMS—White 21 for 52; Everett 2 for 9; Francis 1 for 1.

Passing

49ERS—Montana 21 of 30 for 294, 3 TDs, 1 INT.
RAMS—Everett 20 of 35 for 231, 1 TD.

Receiving

49ERS—Francis 6 for 65; Wilson 5 for 91, 1 TD; Rice 3 for 70, 1 TD; Rathman 3 for 38; Frank 2 for 11, 1 TD.
RAMS—White 5 for 44; Johnson 5 for 33; Brown 2 for 37; Young 1 for 7, 1 TD.

Defensive Leaders

49ERS—Walter 7 tackles (all solo); Turner 7 tackles, 1 sack for eight yards; Fuller 5 tackles (all solo); Nixon 5 tackles (all solo).
RAMS—Collins 11 tackles; Ekern 8 tackles (all solo); Owens 8 tackles (all solo).

49ERS 27, OILERS 20 — San Francisco — Nov. 8

OILERS	3	3	7	7-20
49ERS	7	7	7	6-27
OILERS — FG Zendejas 20				6:01 (14-58)
49ERS — Rathman 8 pass from Montana (Wersching kick)				12:44 (13-90)
OILERS — FG Zendejas 48				11:42 (5-18)
49ERS — Rice 1 pass from Montana (Wersching kick)				14:57 (12-90)
49ERS — Rathman 5 pass from Montana (Wersching kick)				7:52 (11-73)
OILERS — Duncan 5 pass from Moon (Zendejas kick)				12:19 (9-75)
49ERS — FG Wersching 28				2:05 (12-52)
49ERS — FG Wersching 38				6:35 (7-40)
OILERS — Givins 8 pass from Moon (Zendejas kick)				10:03 (9-58)

	OILERS	49ERS	OILERS	49ERS
First Downs	15	33	Passes(Att/Comp/Int) 38-18-3	46-32-2
Total Net Yards	269	443	Punts-Average	1-54.0 2-42.0
Net Yards Rushing	48	163	Fumbles-Lost	2-1 1-0
Net Yards Passing	221	280	Penalties-Yards	5-50 3-20

INDIVIDUAL STATISTICS

Rushing

OILERS—Jackson 7 for 16; Moon 4 for 14; Tillman 4 for 6; Highsmith 2 for 1.

49ERS—Craig 16 for 68; Rathman 12 for 57; Sydney 3 for 26; Young 1 for 15.

Passing

OILERS—Moon 17 of 36 for 198 yards, 2 TDs, 3 INTs.; Pease 1 of 2 for 35 yards.

49ERS—Montana 32 of 46 for 289 yards, 3 TDs, 2 INTs.

Receiving

OILERS—Jackson 5 for 30; Hill 4 for 101; Givins 4 for 43, 1 TD; Duncan 2 for 10, 1 TD.

49ERS—Craig 8 for 51; Rice 7 for 77, 1 TD; Rathman 6 for 60, 2 TDs; Francis 6 for 44.

Defensive Leaders

OILERS—Grimsley 14 tackles (11 solo); Lyles 11 tackles; Smith 10 tackles; Bostic 5 tackles, 1 INT.

49ERS—Turner 5 tackles; Fuller 5 tackles; McKyer 4 tackles, 1 INT.; Walter 2 tackles, 1 forced fumble.

SAINTS 26, 49ERS 24 — San Francisco — Nov. 15

SAINTS	3	6	14	3-26
49ERS	7	0	7	10-24
SAINTS — FG Andersen 40				8:55 (9-48)
49ERS — Rice 46 pass from Young (Wersching kick)				13:53 (8-76)
SAINTS — FG Andersen 27				13:08 (15-63)
SAINTS — FG Andersen 51				14:50 (4-11)
SAINTS — Jones 43 pass from Hebert (Andersen kick)				3:34 (6-65)
49ERS — Rice 50 pass from Sydney (Wersching kick)				9:54 (1-50)
SAINTS — Poe 61 return of blocked field goal (Andersen kick)				14:57
49ERS — FG Wersching 35				4:16 (8-48)
49ERS — Heller 29 pass from Montana (Wersching kick)				12:06 (11-63)
SAINTS — FG Anderson 40				13:54 (6-55)

	SAINTS	49ERS	SAINTS	49ERS
First Downs	16	20	Passes(Att/Comp/Int) 27-10-1	36-22-2
Total Net Yards	261	402	Punts-Average	3-43.3 2-36.5
Total Yards Rushing	105	144	Fumbles-Lost	0-0 2-0
Total Yards Passing	156	258	Penalties-Yards	5-35 6-62

INDIVIDUAL STATISTICS

Rushing

SAINTS—Mayes 20 for 75; Hilliard 11 for 30.

49ERS—Craig 17 for 65; Young 4 for 24; Rathman 3 for 13; Rice 2 for 22; Montana 2 for 16.

Passing

SAINTS—Hebert 10 of 27 for 181 yards, 1 TD, 1 INT.

49ERS—Montana 16 of 29 for 144 yards, 1 TD, 2 INTs.; Young 5 of 6 for 80 yards, 1 TD; Sydney 1 of 1 for 50 yards, 1 TD.

Receiving

SAINTS—Martin 3 for 59; Jones 1 for 43, 1 TD; Hill 1 for 23; Hilliard 1 for 15.

49ERS—Craig 10 for 43; Rice 4 for 108, 2 TDs; Frank 2 for 31; Rathman 2 for 23; Heller 1 for 29; 1 TD.

Defensive Leaders

SAINTS—Gibson 9 tackles (6 solo); Jackson 6 tackles, 1 INT; Johnson 5 tackles.

49ERS—Walter 11 tackles; Lott 10 tackles, 1 INT.; Fagan 6 tackles, 1 sack for 5 yards.

49ERS 24, BUCCANEERS 10 — Tampa Bay — Nov. 22

49ERS	7	10	0	7-24
BUCCANEERS	10	0	0	0-10

BUCS — Wilder 4 pass from DeBerg (Igwebulike kick)	9:14	(2-4)
49ERS — Rice 21 pass from Montana (Wersching kick)	4:18	(8-76)
BUCS — FG Igwebulike 29	12:47	(7-58)
49ERS — Rice 42 pass from Montana (Wersching kick)	8:10	(9-90)
49ERS — FG Wersching 43	15:00	(13-63)
49ERS — Rice 3 pass from Montana (Wersching kick)	5:24	(11-56)

	49ERS	BUCS	49ERS	BUCS
First Downs	28	14	45-29-1	35-19-1
Total Net Yards	432	256	Punts-Average	4-41.8
Net Yards Rushing	137	60	Fumbles-Lost	3-0
Net Yards Passing	295	196	Penalties-Yards	5-37
				6-35

INDIVIDUAL STATISTICS**Rushing**

49ERS—Craig 15 for 60; Cribbs 6 for 25; Sydney 5 for 27; Rathman 4 for 9.

BUCS—Wilder 11 for 48; Smith 7 for 5; Bartalo 2 for 7.

Passing

49ERS—Montana 29 of 45 for 304 yards, 3 TDs, 1 INT.

BUCS—DeBerg 19 of 35 for 206 yards, 1 TD, 1 INT.

Receiving

49ERS—Rice 7 for 103, 3 TDs; Rathman 6 for 38; Craig 5 for 28; Wilson 4 for 70.

BUCS—Wilder 8 for 39; 1 TD; Carter 3 for 78; Miller 2 for 42; Hill 2 for 18.

Defensive Leaders

49ERS—Fuller 5 total tackles; Walter 5 total tackles; McKyer 3 tackles, 1 forced fumble; Griffin 2 tackles, 1 INT.

BUCS—Randle 13 tackles (12 solo); Isom 8 tackles, 1 INT; Kemp 8 tackles (7 solo); Washington 7 tackles, 1 sack for 9 yards.

49ERS 38, BROWNS 24 — San Francisco — Nov. 29

BROWNS	7	10	0	7-24
49ERS	7	14	3	14-38

BROWNS — Byner recovered fumble in endzone (Jaeger kick)	6:38	(4-53)
49ERS — Rice 2 pass from Montana (Wersching kick)	8:05	(5-69)
BROWNS — FG Jaeger 28	4:24	(11-60)
49ERS — Rice 30 pass from Montana (Wersching kick)	7:39	(8-71)
49ERS — Clark 40 pass from Montana (Wersching kick)	12:21	(4-84)
BROWNS — Brennan 21 pass from Kosar (Jaeger kick)	14:09	(7-66)
49ERS — FG Wersching 38	7:32	(11-55)
49ERS — Rice 29 pass from Montana (Wersching kick)	3:11	(5-64)
49ERS — Cribbs 9 run (Wersching kick)	8:56	(6-44)
BROWNS — Grayson 17 fumble return (Jaeger kick)	10:26	

	BROWNS	49ERS	BROWNS	49ERS
First Downs	18	23	37-26-1	32-23-1
Total Net Yards	356	455	Punts-Average	4-40.0
Net Yards Rushing	88	119	Fumbles-Lost	1-0
Net Yards Passing	268	336	Penalties-Yards	6-63
				9-78

INDIVIDUAL STATISTICS

Rushing

BROWNS—Mack 9 for 37; Byner 7 for 38, 1 TD; Kosar 3 for 10.

49ERS—Craig 13 for 26; Rathman 7 for 18; Cribbs 6 for 33, 1 TD; Montana 4 for 43; Sydney 2 for 2; Young 2 for -3.

Passing

BROWNS—Kosar 26 of 37, 275 yards, 1 TD, 1 INT.

49ERS—Montana 23 of 31, 342 yards, 4 TDs, 1 INT; Young 0 of 1.

Receiving

BROWNS—Byner 8 for 83; Brennan 6 for 65, 1 TD; Slaughter 4 for 66; Langhorne 2 for 19; Mack 2 for 17; Fontenot 2 for 10.

49ERS—Rice 7 for 126, 3 TDs; Frank 6 for 76; Rathman 4 for 60; Clark 3 for 57, 1 TD; Craig 3 for 23.

Defensive Leaders

BROWNS—Grayson 7 tackles, 1 sack for 6 yards, 1 fumble rec., 1 TD; M. Johnson 7 tackles; Minnifield 6 tackles; Ellis 6 tackles.

49ERS—Holmoe 7 tackles, 1 INT; Nixon 5 tackles (all solo); Fuller 5 tackles; Haley 3 tackles (all solo), 1 sack for 7 yards.

49ERS 23, PACKERS 12 — Green Bay — Dec. 6

49ERS	7	9	0	7-23
PACKERS	0	6	6	0-12

49ERS	— Rathman 5 pass from Montana (Wersching kick)	7:56	(6-36)
49ERS	— Montana 10 run (kick failed)	3:31	(7-53)
PACKERS	— FG Zendejas 30	7:50	(10-63)
49ERS	— FG Wersching 25	11:30	(11-75)
PACKERS	— FG Zendejas 45	13:52	(9-48)
PACKERS	— Carruth 1 run (kick failed)	7:19	(4-25)
49ERS	— Rice 57 pass from Montana (Wersching kick)	7:28	(3-62)

	49ERS	PACKERS	49ERS	PACKERS
First Downs	22	18	35-26-1	32-19-3
Total Net Yards	439	315	5-37.6	4-35.3
Net Yards Rushing	143	188	Fumbles-Lost	3-3 2-2
Net Yards Passing	296	127	Penalties-Yards	6-51 4-30

INDIVIDUAL STATISTICS

Rushing

49ERS—Craig 14 for 48; Rathman 10 for 51; Montana 7 for 33, 1 TD; Cribbs 5 for 13; Sydney 2 for -2.

PACKERS—Clark 10 for 76; Carruth 17 for 68, 1 TD; Wright 2 for 28; Stanley 1 for 16.

Passing

49ERS—Montana 26 of 35, 308 yards, 2 TDs, 1 INT.

PACKERS—Wright 19 of 32, 146 yards, 3 INTs.

Receiving

49ERS—Craig 6 for 46; Rathman 5 for 40, 1 TD; Rice 4 for 90, 1 TD; Taylor 3 for 55; Clark 3 for 27; Heller 2 for 19; Frank 2 for 18; Jones 1 for 13.

PACKERS—Stanley 5 for 57; Clark 4 for 15; Epps 3 for 27; Paskett 3 for 23; Neal 2 for 17; West 1 for 8; Fullwood 1 for -1.

Defensive Leaders

49ERS—J. Fahnhorst 6 tackles (all solo); Turner 5 tackles (all solo), 2 sacks for 8 yards; Fuller 5 tackles (all solo), 1 Fum. Rec.; Lott 5 tackles (all solo), 2 INT.; Haley 2 sacks for 11 yards.

PACKERS—Holland 10 tackles (all solo); Lee 8 tackles (7 solo); Stills 7 tackles (6 solo); Johnson 1 sack for 6 yards;

49ERS 41, BEARS 0 — San Francisco — Dec. 14

BEARS	0	0	0	0-0
49ERS	10	10	14	7-41

49ERS — Rice 1 pass from Young (Wersching kick)	8:49	(9-59)
49ERS — FG Wersching 20	14:47	(4-8)
49ERS — FG Wersching 45	5:35	(5-17)
49ERS — Clark 13 pass from Young (Wersching kick)	11:20	(3-20)
49ERS — McLemore 83 punt return (Wersching kick)	5:37	
49ERS — Rice 16 pass from Young (Wersching kick)	10:02	(6-53)
49ERS — Rice 2 pass from Young (Wersching kick)	:45	(8-36)

	BEARS	49ERS	BEARS	49ERS
First Downs	16	20	Passes(Att/Comp/Int) 36-19-4	27-13-0
Total Net Yards	263	331	Punts-Average	6-39.2
Net Yards Rushing	109	198	Fumbles-Lost	3-2
Net Yards Passing	154	133	Penalties-Yards	11-93
				6-60

INDIVIDUAL STATISTICS

Rushing

BEARS—Anderson 10 for 47; Sanders 3 for 19; Payton 7 for 18; Harbaugh 3 for 15; Tomczak 2 for 10.

49ERS—Craig 12 for 51; Cribbs 9 for 41; Young 8 for 43; Rathman 5 for 22; Syndey 4 for 14.

Passing

BEARS—Tomczak 11 of 25 for 122 yards, 4 INTs.; Harbaugh 8 of 11 for 62 yards.

49ERS—Young 9 of 19 for 100 yards, 4 TDs; Montana 4 of 8 for 47 yards.

Receiving

BEARS—Anderson 6 for 42; Gentry 3 for 18; Gault 2 for 30; McKinnon 2 for 30.

49ERS—Rice 8 for 75, 3 TDs; Clark 2 for 42, 1 TD; Rathman 1 for 18; Frank 1 for 9; Craig 1 for 3.

Defensive Leaders

BEARS—Duerson 14 tackles (10 solo), 1 sack for 7 yards; Singletary 9 tackles; Dent 7 tackles, 1 sack for 7 yards

49ERS—Fuller 7 tackles; Carter 7 tackles; Walter 6 tackles, 1 INT.; Haley 4 tackles, 1 sack for 5 yards.

49ERS 35, FALCONS 7 — San Francisco — Dec. 20

FALCONS	0	0	7	0-7
49ERS	0	7	14	14-35

49ERS — Rice 5 run (Wersching kick)	9:20	(10-80)
49ERS — Rice 20 pass from Young (Wersching kick)	3:49	(7-80)
FALCONS — Stamps 97 kickoff return (Luckhurst kick)	4:05	
49ERS — Cribbs 92 kickoff return (Wersching kick)	4:23	
49ERS — Young 29 run (Wersching kick)	2:49	(8-81)
49ERS — Rice 1 pass from Young (Wersching kick)	7:26	(14-72)

	FALCONS	49ERS	FALCONS	49ERS
First Down	13	27	Passes(Att/Comp/Int) 36-13-4	30-13-0
Total Net Yards	216	461	Punts-Average	7-38.1
Net Yards Rushing	51	255	Fumbles-Lost	0-0
Net Yards Passing	165	206	Penalties-Yards	7-63
				7-55

INDIVIDUAL STATISTICS

Rushing

FALCONS—Riggs 10 for 24; Settle 5 for 20; Flowers 1 for 4.

49ERS—Craig 19 for 69; Cribbs 14 for 61; Rathman 7 for 26; Young 6 for 83, 1 TD; Rice 1 for 5, 1 TD.

Passing

FALCONS—Miller 13 of 36 for 186 yards, 4 INTs.

49ERS—Young 13 of 30 for 216 yards, 2 TDs.

Receiving

FALCONS—Matthews 4 for 59; Settle 3 for 34; Riggs 2 for 56; Dixon 2 for 24.

49ERS—Rice 4 for 58, 2 TDs; Taylor 3 for 51; Frank 2 for 41; Craig 2 for 29.

Defensive Leaders

FALCONS—Williams 10 tackles; Rade 9 tackles; Moore 8 tackles; Byran 6 tackles, 1 sack for 5 yards.

49ERS—Fuller 7 tackles; Walter 7 tackles; Lott 5 tackles, 1 INT.; Stover 5 tackles, 1 sack for 8 yards.

49ERS 48, RAMS 0 — San Francisco — Dec. 27

RAMS	0	0	0	0-0
49ERS	13	14	7	14-48
49ERS — Craig 1 run (kick failed)		5:49		(4-18)
49ERS — Rice 22 pass from Young (Wersching kick)		12:03		(9-99)
49ERS — Rice 50 pass from Young (Wersching kick)		2:55		(6-80)
49ERS — Wilson 7 pass from Young (Wersching kick)		9:02		(8-50)
49ERS — Frank 11 pass from Montana (Wersching kick)		9:13		(11-78)
49ERS — Wilson 46 pass from Montana (Wersching kick)		0:18		(1-46)
49ERS — Taylor 26 advance of fumble (Wersching kick)		11:49		(3-54)
	RAMS	49ERS	RAMS	49ERS
First Downs	9	23	18-6-1	22-16-0
Total Net Yards	145	427	7-43.7	5-38.6
Net Yards Rushing	121	149	Fumbles-Lost	2-1 2-0
Net Yards Passing	24	278	Penalties	2-20 1-10

INDIVIDUAL STATISTICS

Rushing

RAMS—White 21 for 95; Francis 5 for 10; Evans 3 for 10; Brown 1 for 11.

49ERS—Craig 15 for 56, 1 TD; Rathman 7 for 30; Cribbs 6 for 13; Young 4 for 29.

Passing

RAMS—Dils 5 of 17 for 50 yards, 1 INT.; Millen 1 of 1 for 0 yards.

49ERS—Young 10 of 13 for 174 yards, 3 TDs; Montana 6 of 9 for 107 yards, 2 TDs.

Receiving

RAMS—Ellard 2 for 24; Brown 2 for 22; Hill 1 for 4; Tyrell 1 for 0.

49ERS—Frank 5 for 74, 1 TD; Rice 3 for 90, 2 TDs; Wilson 2 for 53, 2 TDs; Rathman 2 for 37.

Defensive Leaders

RAMS—Ekern 9 tackles; Cromwell 8 tackles; Stewart 7 tackles; Wilcher 1 sack for 3 yards.

49ERS—Walter 11 tackles; Carter 6 tackles, 1 sack for 11 yards; Fagan 6 tackles; Stover 3 tackles, 1 sack for 9 yards; Griffin 1 INT.

VIKINGS 36, 49ERS 24 — San Francisco — Jan. 9

VIKINGS	3	17	10	6-36
49ERS	3	0	14	7-24
MINN — FG C. Nelson 21		5:43		(15-77)
49ERS — FG Wersching 43		13:23		(10-74)
MINN — Hilton 7 pass from Wilson (C. Nelson kick)		2:34		(9-70)
MINN — FG C. Nelson 23		6:33		(7-69)
MINN — Rutland 45 interception return (C. Nelson kick)		7:24		
49ERS — Fuller 48 interception return (Wersching kick)		1:42		
MINN — Jones 5 pass from Wilson (Wersching kick)		4:45		(7-68)
49ERS — Young 5 run (Wersching kick)		10:59		(5-35)
MINN — FG C. Nelson 40		13:38		(5-43)
MINN — FG C. Nelson 46		3:21		(8-40)
49ERS — Frank 16 pass from Young (Wersching kick)		11:18		(8-58)
MINN — FG C. Nelson 23		14:33		(7-48)
	VIKINGS	49ERS	VIKINGS	49ERS
First Downs	22	17	34-20-1	44-24-2
Total Net Yards	397	358	Punts-Average	5-36.4 6-40.8
Net Yards Rushing	117	115	Fumbles Lost	0-0 1-0
Net Yards Passing	280	243	Penalties-Yards	2-20 8-75

INDIVIDUAL STATISTICS

Rushing

VIKINGS—D. Nelson 11 for 42; Anderson 7 for 9; Wilson 6 for 30; A. Rice 6 for 8.

49ERS—Craig 7 for 17; Young 6 for 72, 1TD; Montana 3 for 20; Rathman 1 for 12.

Passing

VIKINGS—Wilson 20 of 34, 298 yards, 2 TDs, 1 INT.

49ERS—Montana 12 of 26, 109 yards, 1 INT.; Young 12 of 17 for 158 yards, 1 TD, 1 INT.

Receiving

VIKINGS—Carter 10 for 227; A. Rice 4 for 39; D. Nelson 2 for 17; Hilton 1 for 7, 1 TD;

H. Jones 1 for 5, 1 TD

49ERS—Craig 9 for 78; Wilson 4 for 50; J. Rice 3 for 28; Taylor 2 for 48; Rathman 2 for 18; Frank 1 for 16, 1TD.

Defensive Leaders

VIKINGS—Studwell 6 tackles, 1 sack for 8 yards; Doleman 5 tackles, 2 sacks for 15 yards; Lee 5 tackles (all solo), 1 Int.; Browner 5 tackles.

49ERS—Walter 9 tackles, 1 sack for 5 yards; Lott 8 tackles; Fagan 8 tackles; McKyer 6 tackles (all solo); Carter 6 tackles.

JERRY RICE WINS LEN ESHMONT AWARD FOR 1987

Jerry Rice, San Francisco's record setting wide receiver, was selected by a vote of his teammates as the 1987 winner of the 49ers most prestigious annual honor . . . the **Len Eshmont Award**.

The Eshmont Award is given each year to the Niner who best exemplifies the "inspirational and courageous play" of **Len Eshmont**. A player from the original 1946 Forty Niners' team, Eshmont died in 1957.

Rice was chosen during a secret vote of his teammates as the 31st recipient of the award which was first given to quarterback Y.A. Tittle in 1957. Jerry was the first receiver to win the award since **Dwight Clark** in 1982.

For more information on **Jerry Rice**, see his bio elsewhere in this media guide. Following is a list of the Eshmont Award winners since its inception in 1957:

PREVIOUS WINNERS:

1957—Y.A. Tittle, QB	1968—Matt Hazeltine, LB	1979—Paul Hofer, RB
1958—Joe Perry, FB	1969—Jimmy Johnson, CB	1980—Archie Reese, DT
1959—J.D. Smith, HB	1970—Roosevelt Taylor, S	1981—Charlie Young, TE
1960—Dave Baker, S	1971—Ed Beard, LB	1982—Dwight Clark, WR
1961—Leo Nomellini, DT	1972—Tommy Hart, DE	1983—Bill Ring, RB/ST
1962—Dan Colchico, DE	1973—Mel Phillips, S	1984—Keena Turner, LB
1963—Bob St. Clair, T	1974—Len Rohde, T	1985—Roger Craig, FB
1964—Charlie Krueger, DT	1975—Jimmy Johnson, CB	1986—Joe Montana, QB
1965—John Brodie, QB	1976—Tommy Hart, DE	1987—Jerry Rice, WR
1966—John David Crow, HB	1977—Mel Phillips, S	
1967—Dave Wilcox, LB	1978—Paul Hofer, R	

IN THE COMMUNICATIONS ARENA GTE SCORES BIG.

Without great connections, on the field and off, a football team can be in big trouble.

(Just as you can!)

And that's why so many teams and stadiums of the National Football League have turned to us for their advanced phone systems.

GTE, telecommunications consultant to Super Bowl XXIII, provides systems and equipment for several NFL teams, plus

Los Angeles Memorial Coliseum: Field-to-press box, spotter, and TV radio lines; intercoms, plus 100-line system serving the offices.

Texas Stadium: a 400-line system serving offices, private suites, coin phones, and more. Plus intercoms, play-by-play paging, spotter phones, press box and broadcast facilities.

Pro Bowl at Aloha Stadium: fiber optic cable-satellite broadcast system plus complete video, audio, private line, press box and announcer-booth facilities.

Tampa Stadium: private lines, pay phones, message board, press box, referee mike, intercom systems.

In today's rough and tumble game of business, don't you need quality communications, too?

Talk to the one source... your GTE Account Manager. Call 1-800-237-GTEL.

Telecommunications consultant to Super Bowl XXIII.

GTE



49ers' Team-vs.-Team Results

(National Football League — 1950-Present)

49ers vs. Atlanta Falcons	W-24 L-17 T-1	(Pts. — S.F. 839, Atlanta 649)
1966—49ers 44-7 (A)	1974—49ers 16-10 (A)	1981—Falcons 34-17 (A)
1967—49ers 38-7 (SF)	49ers 27-0 (SF)	49ers 17-14 (SF)
49ers 34-28 (A)	1975—Falcons 17-3 (SF)	1982—Falcons 17-7 (SF)
1968—49ers 28-13 (SF)	Falcons 31-9 (A)	1983—49ers 24-20 (SF)
49ers 14-12 (A)	1976—49ers 15-0 (SF)	Falcons 28-24 (A)
1969—Falcons 24-12 (A)	Falcons 21-16 (A)	1984—49ers 14-5 (SF)
Falcons 21-7 (SF)	1977—Falcons 7-0 (SF)	49ers 35-17 (A)
1970—Falcons 21-0 (A)	49ers 10-3 (A)	1985—49ers 35-16 (SF)
49ers 24-20 (SF)	1978—Falcons 20-17 (SF)	49ers 38-17 (A)
1971—Falcons 20-17 (A)	Falcons 21-10 (A)	1986—Tie 10-10 (A)#
49ers 24-3 (SF)	1979—49ers 20-15 (SF)	49ers 20-0 (SF)
1972—49ers 49-14 (A)	Falcons 31-21 (A)	1987—49ers 25-17 (A)
49ers 20-0 (SF)	1980—Falcons 20-17 (SF)	49ers 35-7 (SF)
1973—49ers 13-9 (A)	Falcons 35-10 (A)	
Falcons 17-3 (SF)		

49ers vs. Buffalo Bills	W-1 L-2 T-0	(Pts. — S.F. 56, Buffalo 55)
1972—Bills 27-20 (B)	1980—Bills 18-13 (SF)	1983—49ers 23-10 (B)

49ers vs. Chicago Bears	W-24 L-24 T-1	(Pts. — S.F. 1,084, Chicago 1,039)
1950—Bears 32-20 (SF)	1959—49ers 20-17 (SF)	1967—Bears 28-14 (SF)
Bears 17-0 (C)	Bears 14-3 (C)	1968—Bears 27-19 (C)
1951—Bears 13-7 (C)	1960—Bears 27-10 (C)	1969—49ers 42-21 (SF)
1952—49ers 40-16 (C)	49ers 25-7 (SF)	1970—49ers 37-16 (C)
Bears 20-17 (SF)	1961—Bears 31-0 (C)	1971—49ers 13-0 (SF)
1953—49ers 35-28 (C)	49ers 41-31 (SF)	1972—49ers 34-21 (C)
49ers 24-14 (SF)	1962—Bears 30-14 (SF)	1974—49ers 34-0 (C)
1954—49ers 31-24 (C)	49ers 34-27 (C)	1975—49ers 31-3 (SF)
Bears 31-27 (SF)	1963—49ers 20-14 (SF)	1976—Bears 19-12 (SF)
1955—49ers 20-19 (C)	Bears 27-7 (C)	1978—Bears 16-13 (SF)
Bears 34-23 (SF)	1964—49ers 31-21 (SF)	1979—Bears 28-27 (SF)
1956—Bears 31-7 (C)	Bears 23-21 (C)	1981—49ers 28-17 (SF)
Bears 38-21 (SF)	1965—49ers 52-24 (SF)	1983—Bears 13-3 (C)
1957—49ers 21-17 (C)	Bears 61-20 (C)	1984—49ers 23-0 (SF)+
49ers 21-17 (SF)	1966—Tie 30-30 (C)	1985—Bears 26-10 (SF)
1958—Bears 28-6 (C)	49ers 41-14 (SF)	1987—49ers 41-0 (SF)
Bears 27-14 (SF)		

49ers vs. Cincinnati Bengals	W-5, L-1, T-0	(Pts. — S.F. 128, Cincinnati 100)
1974—Bengals 21-3 (SF)	1981—49ers 28-3 (C)	1984—49ers 23-17 (SF)
1978—49ers 28-12 (SF)	49ers 26-21 (SB XVI)	1987—49ers 27-26 (C)

49ers vs. Cleveland Browns	W-5 L-8 T-0	(Pts. — Cleveland 279, S.F. 246)
1950—Browns 34-14 (C)	1962—Browns 13-10 (SF)	1978—Browns 24-7 (C)
1951—49ers 24-10 (SF)	1968—Browns 33-21 (SF)	1981—Browns 15-12 (SF)
1953—Browns 23-21 (C)	1970—49ers 34-31 (SF)	1984—49ers 41-7 (C)
1955—Browns 38-3 (SF)	1974—Browns 7-0 (C)	1987—49ers 38-24 (SF)
1959—49ers 21-20 (C)		

49ers vs. Dallas Cowboys	W-8 L-8 T-1	(Pts. — S.F. 430, Dallas 404)
1960—49ers 26-14 (D)	1971—Cowboys 14-3 (D)+	1980—Cowboys 59-14 (D)
1963—49ers 31-24 (SF)	1972—49ers 31-10 (D)	1981—49ers 45-14 (SF)
1965—Cowboys 39-31 (D)	Cowboys 30-28 (SF)+	49ers 28-27 (SF)+
1967—49ers 24-16 (SF)	1974—Cowboys 20-14 (D)	1983—49ers 42-17 (SF)
1969—Tie 24-24 (D)	1977—Cowboys 42-35 (SF)	1985—49ers 31-16 (SF)
1970—Cowboys 17-10 (SF)+	1979—Cowboys 21-13 (SF)	

49ers vs. Denver Broncos	W-2 L-3 T-0	(Pts. — Denver 126, S.F. 101)
1970—49ers 19-14 (SF)	1973—49ers 36-34 (D)	1982—Broncos 24-21 (D)
	1979—Broncos 38-28 (SF)	1985—Broncos 17-16 (D)

49ers vs. Detroit Lions	W-23 L-26 T-1	(Pts. — Detroit 1,142, S.F. 1,018)
1950—Lions 24-7 (D)	1958—49ers 24-21 (SF)	1966—49ers 27-24 (SF)
49ers 28-27 (SF)	Lions 35-21 (D)	49ers 41-14 (D)
1951—49ers 20-10 (D)	1959—49ers 34-13 (D)	1967—Lions 45-3 (SF)
49ers 21-17 (SF)	49ers 33-7 (SF)	1968—49ers 14-7 (D)
1952—49ers 17-3 (SF)	1960—49ers 14-10 (D)	1969—Lions 26-14 (SF)
49ers 28-0 (D)	Lions 24-0 (SF)	1970—Lions 28-7 (D)
1953—Lions 24-21 (D)	1961—49ers 49-0 (D)	1971—49ers 31-27 (SF)
Lions 14-10 (SF)	Tie 20-20 (SF)	1973—Lions 30-20 (D)
1954—49ers 37-31 (SF)	1962—Lions 45-24 (D)	1974—Lions 17-13 (D)
Lions 48-7 (D)	Lions 38-24 (SF)	1975—Lions 28-17 (SF)
1955—49ers 27-24 (D)	1963—Lions 26-3 (D)	1977—49ers 28-7 (SF)
49ers 38-21 (SF)	Lions 45-7 (SF)	1978—Lions 33-14 (P)
1956—Lions 20-17 (D)	1964—Lions 26-17 (SF)	1980—Lions 17-13 (P)
Lions 17-13 (SF)	Lions 24-7 (D)	1981—Lions 24-17 (P)
1957—49ers 35-31 (SF)	1965—49ers 27-21 (D)	1983—49ers 24-23 (SF)+
Lions 31-10 (D)	49ers 17-14 (SF)	1984—49ers 30-27 (P)
Lions 31-27 (SF)+		1985—Lions 23-21 (P)

(P) = Pontiac

49ers vs. Green Bay Packers	W-24 L-20 T-1	(Pts.—S.F. 939, Green Bay 858)
1950—Packers 25-21 (GB)	1959—Packers 21-20 (GB)	1966—49ers 21-20 (SF)
49ers 30-14 (SF)	Packers 36-14 (SF)	Packers 20-7 (M)
1951—49ers 31-19 (SF)	1960—Packers 41-14 (M)	1967—Packers 13-0 (GB)
1952—49ers 24-14 (SF)	Packers 13-0 (SF)	1968—49ers 27-20 (SF)
1953—49ers 37-7 (M)	1961—Packers 30-10 (GB)	1969—Packers 14-7 (M)
49ers 48-14 (SF)	49ers 22-21 (SF)	1970—49ers 26-10 (SF)
1954—49ers 23-17 (M)	1962—Packers 31-13 (M)	1972—Packers 34-24 (M)
49ers 35-0 (SF)	Packers 31-21 (SF)	1973—49ers 20-6 (SF)
1955—Packers 27-21 (M)	1963—Packers 28-10 (M)	1974—49ers 7-6 (SF)
Packers 28-7 (SF)	Packers 21-17 (SF)	1976—49ers 26-14 (GB)
1956—49ers 17-16 (GB)	1964—Packers 24-14 (M)	1977—Packers 16-14 (M)
49ers 38-20 (SF)	49ers 24-14 (SF)	1980—Packers 23-16 (M)
1957—49ers 24-14 (M)	1965—Packers 27-10 (GB)	1981—49ers 13-3 (M)
49ers 27-20 (SF)	Tie 24-24 (SF)	1986—49ers 31-17 (M)
1958—49ers 33-12 (M)		1987—49ers 23-12 (GB)
49ers 48-21 (SF)		

(M) = Milwaukee

49ers vs. Houston Oilers W-4 L-2 T-0 (Pts. — S.F. 151, Houston 114)

1970—49ers 30-20 (H)	1978—Oilers 20-19 (H)	1984—49ers 34-21 (H)
1975—Oilers 27-13 (SF)	1981—49ers 28-6 (SF)	1987—49ers 27-20 (SF)

49ers vs. Indianapolis Colts W-15 L-21 T-0 (Pts. — Indianapolis 850, S.F. 698)

1953—49ers 38-21 (B)	1959—Colts 45-14 (B)	1965—Colts 27-24 (B)
49ers 45-14 (SF)	Colts 34-14 (SF)	Colts 34-28 (SF)
1954—Colts 17-13 (B)	1960—49ers 30-22 (B)	1966—Colts 36-14 (B)
49ers 10-7 (SF)	49ers 34-10 (SF)	Colts 30-14 (SF)
1955—Colts 26-14 (B)	1961—Colts 20-17 (B)	1967—Colts 41-7 (B)
49ers 35-24 (SF)	Colts 27-24 (SF)	Colts 26-9 (SF)
1956—49ers 20-17 (B)	1962—49ers 21-13 (B)	1968—Colts 27-10 (B)
49ers 30-17 (SF)	Colts 22-3 (SF)	Colts 42-14 (SF)
1957—Colts 27-21 (B)	1963—Colts 20-14 (SF)	1969—49ers 24-21 (B)
49ers 17-13 (SF)	Colts 20-3 (B)	49ers 20-17 (SF)
1958—Colts 35-27 (B)	1964—Colts 37-7 (B)	1972—49ers 24-21 (SF)
49ers 21-12 (SF)	Colts 14-3 (SF)	1986—49ers 35-14 (SF)

(B) = Baltimore

49ers vs. Kansas City Chiefs W-3 L-1 T-0 (Pts. — S.F. 94, Kansas City 45)

1971—Chiefs 26-17 (SF)	1982—49ers 26-13 (KC)	1985—49ers 31-3 (SF)
1975—49ers 20-3 (KC)		

49ers vs. Los Angeles Raiders W-2 L-3 T-0 (Pts. — S.F. 123, Raiders 98)

1970—49ers 38-7 (O)	1974—Raiders 35-24 (SF)	1982—Raiders 23-17 (SF)
	1979—Raiders 23-10 (O)	1985—49ers 34-10 (LA)

(O) = Oakland

49ers vs. Los Angeles Rams W-29 L-45 T-2 (Pts. — Rams 1,794, S.F. 1,549)

1950—Rams 35-14 (SF)	1963—Rams 28-21 (LA)	1976—49ers 16-0 (LA)
Rams 28-21 (LA)	Rams 21-17 (SF)	Rams 23-3 (SF)
1951—49ers 44-17 (SF)	1964—Rams 42-14 (LA)	1977—Rams 34-14 (LA)
Rams 23-16 (LA)	49ers 28-7 (SF)	Rams 23-10 (SF)
1952—Rams 35-9 (LA)	1965—49ers 45-21 (LA)	1978—Rams 27-10 (LA)
Rams 34-21 (SF)	49ers 30-27 (SF)	Rams 31-28 (SF)
1953—49ers 31-30 (SF)	1966—Rams 34-3 (LA)	1979—Rams 27-24 (LA)
49ers 31-27 (LA)	49ers 21-13 (SF)	Rams 26-20 (SF)
1954—Tie 24-24 (LA)	1967—49ers 27-24 (LA)	1980—Rams 48-26 (A)
Rams 42-34 (SF)	Rams 17-7 (SF)	Rams 31-17 (SF)
1955—Rams 23-14 (SF)	1968—Rams 24-10 (LA)	1981—49ers 20-17 (SF)
Rams 27-14 (LA)	Tie 20-20 (SF)	49ers 33-31 (A)
1956—49ers 33-30 (SF)	1969—Rams 27-21 (SF)	1982—49ers 30-24 (A)
Rams 30-6 (LA)	Rams 41-30 (LA)	Rams 21-20 (SF)
1957—49ers 23-20 (SF)	1970—49ers 20-6 (LA)	1983—Rams 10-7 (SF)
Rams 37-24 (LA)	Rams 30-13 (SF)	49ers 45-35 (A)
1958—Rams 33-3 (SF)	1971—Rams 20-13 (SF)	1984—49ers 33-0 (A)
Rams 56-7 (LA)	Rams 17-6 (LA)	49ers 19-16 (SF)
1959—49ers 34-0 (SF)	1972—Rams 31-7 (LA)	1985—49ers 28-14 (A)
49ers 24-16 (LA)	Rams 26-16 (SF)	Rams 27-20 (SF)
1960—49ers 13-9 (SF)	1973—Rams 40-20 (SF)	1986—Rams 16-13 (A)
49ers 23-7 (LA)	Rams 31-13 (LA)	49ers 24-14 (SF)
1961—49ers 35-0 (SF)	1974—Rams 37-14 (LA)	1987—49ers 31-10 (A)
Rams 17-7 (LA)	Rams 15-13 (SF)	49ers 48-0 (SF)
1962—Rams 28-14 (SF)	1975—Rams 23-14 (SF)	
49ers 24-17 (LA)	49ers 24-23 (LA)	

(A) = Anaheim

49ers vs. Miami Dolphins	W-2 L-4 T-0	(Pts. — S.F. 127, Miami 109)
1973—Dolphins 21-13 (M)	1980—Dolphins 17-13 (M)	1984—49ers 38-16 (SBXIX)
1977—Dolphins 19-15 (SF)	1983—Dolphins 20-17 (SF)	1986—49ers 31-16 (M)

49ers vs. Minnesota Vikings	W-12 L-15 T-1	(Pts. — S.F. 675, Minnesota 637)
1961—49ers 38-24 (M)	1966—Tie 20-20 (SF)	1976—49ers 20-16 (SF)
49ers 38-28 (SF)	Vikings 28-3 (M)	1977—Vikings 28-27 (M)
1962—49ers 21-7 (SF)	1967—49ers 27-21 (M)	1979—Vikings 28-22 (M)
49ers 35-12 (M)	1968—Vikings 30-20 (SF)	1983—49ers 48-17 (M)
1963—Vikings 24-20 (SF)	1969—Vikings 10-7 (M)	1984—49ers 51-7 (SF)
Vikings 45-14 (M)	1970—49ers 17-14 (M)+	1985—Vikings 28-21 (M)
1964—Vikings 27-22 (SF)	1971—49ers 13-9 (M)	1986—Vikings 27-24 (SF)#
Vikings 24-7 (M)	1972—49ers 20-17 (SF)	1987—Vikings 36-24 (SF)+
1965—Vikings 42-41 (SF)	1973—Vikings 17-13 (SF)	
49ers 45-24 (M)	1975—Vikings 27-17 (M)	

49ers vs. New England Patriots	W-4 L-1 T-0	(Pts. — S.F. 126, New England 86)
1971—49ers 27-10 (SF)	1975—Patriots 24-16 (F)	1983—49ers 33-13 (F)
	1980—49ers 21-17 (SF)	1986—49ers 29-24 (NE)

(F) = Foxboro

49ers vs. New Orleans Saints	W-24 L-11 T-2	(Pts. — S.F. 924, N.O. 656)
1967—49ers 27-13 (SF)	1975—49ers 35-21 (SF)	1981—49ers 21-14 (SF)
1969—Saints 43-38 (NO)	49ers 16-6 (NO)	49ers 21-17 (NO)
1970—Tie 20-20 (SF)	1976—49ers 33-3 (SF)	1982—Saints 23-20 (SF)
49ers 38-27 (NO)	49ers 27-7 (NO)	1983—49ers 32-13 (NO)
1971—49ers 38-20 (NO)	1977—49ers 10-7# (NO)	49ers 27-0 (SF)
Saints 26-20 (SF)	49ers 20-17 (SF)	1984—49ers 30-20 (SF)
1972—49ers 37-2 (NO)	1978—Saints 14-7 (SF)	49ers 35-3 (NO)
Tie 20-20 (SF)	Saints 24-13 (NO)	1985—Saints 20-17 (SF)
1973—49ers 40-0 (SF)	1979—Saints 30-21 (SF)	49ers 31-19 (NO)
Saints 16-10 (NO)	Saints 31-20 (NO)	1986—49ers 26-17 (SF)
1974—49ers 17-13 (NO)	1980—49ers 26-23 (NO)	Saints 23-10 (NO)
49ers 35-21 (SF)	49ers 38-35# (SF)	1987—49ers 24-22 (NO)
		Saints 26-24 (SF)

49ers vs. New York Giants	W-8 L-12 T-0	(Pts. — Giants 447, S.F. 387)
1952—Giants 23-14 (NY)	1975—Giants 26-23 (SF)	1984—49ers 31-10 (NY)
1956—Giants 38-21 (SF)	1977—Giants 20-17 (NY)	49ers 21-10 (SF)+
1957—49ers 27-17 (NY)	1978—Giants 27-10 (NY)	1985—Giants 17-3 (NY)+
1960—Giants 21-19 (SF)	1979—Giants 32-16 (NY)	1986—Giants 21-17 (SF)
1963—Giants 48-14 (NY)	1980—49ers 12-0 (SF)	Giants 49-3 (NY)+
1968—49ers 26-10 (NY)	1981—49ers 17-10 (SF)	1987—49ers 41-21 (NY)
1972—Giants 23-17 (SF)	49ers 38-24 (SF)+	

49ers vs. New York Jets	W-4 L-1 T-0	(Pts. — S.F. 115, Jets 91)
1971—49ers 24-21 (NY)	1980—49ers 32-27 (NY)	1986—49ers 24-10 (SF)
1976—49ers 17-6 (SF)	1983—Jets 27-13 (SF)	

49ers vs. Philadelphia Eagles	W-10 L-4 T-1	(Pts. — S.F. 361, Philadelphia 291)
1951—Eagles 21-14 (P)	1964—49ers 28-24 (P)	1973—49ers 38-28 (SF)
1953—49ers 31-21 (SF)	1966—Eagles 35-34 (SF)	1975—Eagles 27-17 (P)
1956—Tie 10-10 (P)	1967—49ers 28-27 (P)	1983—Eagles 22-17 (SF)
1958—49ers 30-24 (P)	1969—49ers 14-13 (SF)	1984—49ers 21-9 (P)
1959—49ers 24-14 (SF)	1971—49ers 31-3 (P)	1985—49ers 24-13 (SF)

49ers vs. Phoenix Cardinals	W-8 L-7 T-0	(Pts. — S.F. 352, St. Louis 317)
1951—Cardinals 27-21 (SF)*	1971—49ers 26-14 (St.L)	1980—49ers 24-21 (SF)#
1957—Cardinals 20-10 (SF)*	1974—Cardinals 34-9 (SF)	1982—49ers 31-20 (St.L)
1962—49ers 24-17 (St.L)	1976—Cardinals 23-20# (St.L)	1983—49ers 42-27 (St.L)
1964—Cardinals 23-13 (SF)	1978—Cardinals 16-10 (SF)	1986—49ers 43-17 (SF)
1968—49ers 35-17 (SF)	1979—Cardinals 13-10 (St.L)	1987—49ers 34-28 (SF)

* Chicago Cards

(St. L) = St. Louis

49ers vs. Pittsburgh Steelers	W-6 L-7 T-0	(Pts. — Pittsburgh 288, S.F. 243)
1951—49ers 28-24 (P)	1961—Steelers 20-10 (P)	1977—Steelers 27-0 (P)
1952—Steelers 24-7 (SF)	1965—49ers 27-17 (SF)	1978—Steelers 24-7 (SF)
1954—49ers 31-3 (SF)	1968—49ers 45-28 (P)	1981—49ers 17-14 (P)
1958—49ers 23-20 (SF)	1973—Steelers 37-14 (SF)	1984—Steelers 20-17 (SF)
		1987—Steelers 30-17 (P)

49ers vs. San Diego Chargers	W-1 L-3 T-0	(Pts. — San Diego 88, S.F. 87)
1972—49ers 34-3 (SF)	1976—Chargers 13-7 (SD)#	1979—Chargers 31-9 (SD)
		1982—Chargers 41-37 (SF)

49ers vs. Seattle Seahawks	W-2 L-1 T-0	(Pts. — S.F. 80, Seattle 62)
1976—49ers 37-21 (S)	1979—Seahawks 35-24 (SF)	1985—49ers 19-6 (SF)

49ers vs. Tampa Bay Bucs	W-7 L-1 T-0	(Pts. — S.F. 186, Tampa Bay 99)
1977—49ers 20-10 (SF)	1980—Bucs 24-23 (SF)	1986—49ers 31-7 (T)
1978—49ers 6-3 (SF)	1983—49ers 35-21 (SF)	1987—49ers 24-10 (T)
1979—49ers 23-7 (SF)	1984—49ers 24-17 (SF)	

49ers vs. Washington Redskins	W-8 L-7 T-1	(Pts. — S.F. 373, Washington 308)
1952—49ers 23-17 (W)	1969—Tie 17-17 (SF)	1978—Redskins 38-20 (W)
1954—49ers 41-7 (SF)	1970—49ers 26-17 (SF)	1981—49ers 30-17 (W)
1955—Redskins 7-0 (W)	1971—49ers 24-20 (SF)+	1983—Redskins 24-21 (W)+
1961—49ers 35-3 (SF)	1973—Redskins 33-9 (W)	1984—49ers 37-31 (SF)
1967—Redskins 31-28 (W)	1976—Redskins 24-21 (SF)	1985—49ers 35-8 (W)
		1986—Redskins 14-6 (W)

#Overtime

+Postseason

Final Standings (1946-49)

ALL-AMERICA FOOTBALL CONFERENCE

1946 SEASON

EASTERN DIVISION	W	L	T	Pct.	Points	
					For	Agst.
New York	10	3	1	.769	270	192
Brooklyn	3	10	1	.250	226	339
Buffalo	3	10	1	.250	249	370
Miami	3	11	0	.154	167	378
WESTERN DIVISION	W	L	T	Pct.	Points	
					For	Agst.
Cleveland	12	2	0	.857	423	137
San Francisco	9	5	0	.643	307	189
Los Angeles	7	5	2	.583	305	290
Chicago	5	6	3	.455	263	315

Championship Game

Cleveland 14, New York 9

1948 SEASON

EASTERN DIVISION	W	L	T	Pct.	Points	
					For	Agst.
Buffalo	8*	7	0	.533	388	375
Baltimore	7	8*	0	.467	350	355
New York	6	8	0	.429	265	301
Brooklyn	2	12	0	.143	253	387
WESTERN DIVISION	W	L	T	Pct.	Points	
					For	Agst.
Cleveland	14	0	0	1.000	389	190
San Francisco	12	2	0	.857	495	248
Los Angeles	7	7	0	.500	258	305
Chicago	1	13	0	.071	202	439

*Includes divisional play-off game.

Championship Game

Cleveland 49, Buffalo 7

1947 SEASON

EASTERN DIVISION	W	L	T	Pct.	Points	
					For	Agst.
Buffalo	8	4	2	.667	320	288
New York	11	2	1	.846	378	239
Brooklyn	3	10	1	.231	181	340
Baltimore	2	11	1	.154	167	377
WESTERN DIVISION	W	L	T	Pct.	Points	
					For	Agst.
Cleveland	12	1	1	.923	410	185
San Francisco	8	4	2	.667	327	264
Los Angeles	7	7	0	.500	328	256
Chicago	1	13	0	.071	263	425

Championship Game

Cleveland 14, New York 3

1949 SEASON

EASTERN DIVISION	W	L	T	Pct.	Points	
					For	Agst.
Cleveland	9	1	2	.900	339	171
San Francisco	9	3	0	.750	416	227
Brooklyn-NY	8	4	0	.667	196	206
Buffalo	5	5	2	.500	236	256
Chicago	4	8	0	.333	179	261
Los Angeles	4	8	0	.333	253	322
Baltimore	1	11	1	.083	172	341

First Round Play-Off Games

Cleveland 31, Buffalo 21
San Francisco 17, Brooklyn-NY 7
Championship Game
Cleveland 21, San Francisco 7

49ers' Year-By-Year Scores

ALL-AMERICA FOOTBALL CONFERENCE

1946 (9-5)

Lawrence T. Shaw, Coach

L	7	New York Yankees/S-8
W	21	Miami Seahawks/S-15
W	32	Brooklyn Dodgers/S-22
L	7	At Chicago Rockets/S-29
W	34	At Miami Seahawks/O-7
W	23	At Los Angeles Dons/O-12
L	14	At Buffalo Bills/O-18
W	34	At Cleveland Browns/O-27
W	27	Buffalo Bills/N-2
L	7	Cleveland Browns/N-10
L	9	At New York Yankees/N-17
W	30	At Brooklyn Dodgers/N-24
W	14	Chicago Rockets/N-30
W	48	Los Angeles Dons/D-8

307

1947 (8-4-2)

Lawrence T. Shaw, Coach

21	W	23	Brooklyn Dodgers/A-31	7
14	W	17	Los Angeles Dons/S-7	14
13	W	14	Baltimore Colts/S-14	7
21	L	16	New York Yankees/S-21	21
7	W	41	At Buffalo Bills/S-28	24
14	T	28	At Baltimore Colts/O-5	28
17	W	42	Chicago Rockets/O-12	28
20	L	7	Cleveland Browns/O-26	14
14	W	26	At Los Angeles Dons/N-2	16
14	L	16	At New York Yankees/N-9	24
10	L	14	At Cleveland Browns/N-16	37
14	W	41	At Chicago Rockets/N-21	16
0	W	21	At Brooklyn Dodgers/N-27	7
7	T	21	Buffalo Bills/D-7	21

189

327

264

1948 (12-2)

Lawrence T. Shaw, Coach

W	35 Buffalo Bills/A-29	14
W	36 Brooklyn Dodgers/S-5	20
W	41 New York Yankees/S-12	0
W	36 Los Angeles Dons/S-19	14
W	38 At Buffalo Bills/S-26	28
W	31 At Chicago Rockets/0-1	14
W	56 At Baltimore Colts/0-10	14
W	21 At New York Yankees/0-17	7
W	21 Baltimore Colts/0-24	10
W	44 Chicago Rockets/N-7	21
L	7 At Cleveland Browns/N-14	14
W	63 At Brooklyn Dodgers/N-21	40
L	26 Cleveland Browns/N-28	31
W	38 At Los Angeles Dons/D-5	21
	495	248

1949 (9-3/10-4)

Lawrence T. Shaw, Coach

W	31 Baltimore Colts/A-28	17
---	-------------------------	----

W	42 Chicago Hornets/S-4	7
W	42 Los Angeles Dons/S-18	14
L	17 At Buffalo Bills/S-25	28
W	42 At Chicago Hornets/S-30	24
W	56 Cleveland Browns/0-9	28
W	51 Buffalo Bills/0-16	7
L	3 At New York Yankees/0-23	24
L	28 At Cleveland Browns/0-30	30
W	28 At Baltimore Colts/N-6	10
W	41 At Los Angeles Dons/N-13	24
W	35 New York Yankees/N-27	14
	416	227

Playoff Game — Dec. 4

(At San Francisco — Kezar)

W	17 New York Yankees	7
---	---------------------	---

Championship Game — Dec. 11

(At San Francisco — Kezar)

L	7 Cleveland Browns	21
---	--------------------	----

49ers' Year-By-Year Scores, Dates, Attendance NATIONAL FOOTBALL LEAGUE

*Attendance from 1972 on is actual, does not include "no-shows".

1950 (3-9)

Lawrence T. Shaw, Coach

L	17 New York Yankees (29,600)/S-17	21
L	20 Chicago Bears (35,558)/S-24	32
L	14 Los Angeles Rams (27,262)/0-1	35
L	7 At Detroit (17,337)/0-8	24
L	24 At New York Yankees (5,740)/0-12	29
W	28 Detroit (27,350)/0-22	27
W	17 Baltimore (14,800)/0-29	14
L	21 At Los Angeles Rams (15,952)/N-5	28
L	14 At Cleveland (28,786)/N-12	34
L	0 At Chicago Bears (35,105)/N-19	17
L	21 At Green Bay (13,186)/N-26	25
W	30 Green Bay (19,204)/D-10	14
	213	300

1951 (7-4-1)

Lawrence T. Shaw, Coach

W	24 Cleveland (48,263)/S-30	10
L	14 At Philadelphia (23,827)/0-6	21
W	28 At Pittsburgh (27,124)/0-14	24
L	7 At Chicago Bears (42,296)/0-21	13
W	44 Los Angeles Rams (49,538)/0-28	17
L	16 At Los Angeles Rams (54,346)/N-4	23
W	19 New York Yankees (25,538)/N-11	14
L	21 Chicago Cards (19,658)/N-18	27
T	10 At New York Yankees (10,184)/N-25	10
W	20 At Detroit (46,467)/D-2	10
W	31 Green Bay (15,121)/D-9	19
W	21 Detroit (27,276)/D-16	17
	255	205

1952 (7-5)

Lawrence T. Shaw, Coach

W	17 Detroit (52,750)/S-28	3
W	37 At Dallas Texans (12,566)/0-5	14
W	28 At Detroit (48,842)/0-12	0
W	40 At Chicago Bears (46,338)/0-19	16
W	48 Dallas Texans (26,887)/0-26	21
L	17 Chicago Bears (58,255)/N-2	20
L	14 At New York Giants (54,230)/N-9	23
W	23 At Washington (30,863)/N-16	17
L	9 At Los Angeles Rams (64,450)/N-23	35
L	21 At Los Angeles Rams (49,420)/N-30	34
L	7 Pittsburgh (13,886)/D-7	24
W	24 Green Bay (17,579)/D-14	14
	285	221

1953 (9-3)

Lawrence T. Shaw, Coach

W	31 Philadelphia (25,000)/S-27	21
W	31 Los Angeles Rams (41,446)/0-4	30
L	21 At Detroit (56,080)/0-11	24
W	35 At Chicago Bears (36,909)/0-18	28
L	10 Detroit (52,300)/0-25	14
W	24 Chicago Bears (26,308)/N-1	14
W	31 At Los Angeles Rams (85,856)/N-8	27
L	21 At Cleveland (80,698)/N-15	23
W	37 At G.B. in Milwaukee (16,378)/N-22	7
W	38 At Baltimore (26,005)/N-29	21
W	48 Green Bay (31,337)/D-6	14
W	45 Baltimore (23,932)/D-13	14
	372	237

1954 (7-4-1)

Lawrence T. Shaw, Coach

W	41	Washington (32,085)/S-26	7
T	24	At Los Angeles Rams (79,208)/O-3	24
W	23	At G.B. in Milwaukee (15,571)/O-10	17
W	27	At Chicago Bears (42,935)/O-17	24
W	27	Detroit (58,891)/O-24	31
L	37	Chicago Bears (49,833)/O-31	31
L	34	Los Angeles Rams (58,758)/N-7	42
L	7	At Detroit (58,431)/N-14	48
W	31	At Pittsburgh (37,001)/N-20	3
L	13	At Baltimore (23,875)/N-28	17
W	35	Green Bay (32,012)/D-5	0
W	10	Baltimore (25,456)/D-11	7

313

251

1955 (4-8)

Norman P. Strader, Coach

L	14	Los Angeles Rams (58,772)/S-25	23
L	3	Cleveland (43,595)/O-2	38
W	20	At Chicago Bears (41,651)/O-9	19
W	27	At Detroit (50,179)/O-16	24
L	23	Chicago Bears (56,350)/O-23	34
W	38	Detroit (44,831)/O-30	21
L	14	At Los Angeles Rams (71,832)/N-6	27
L	0	At Washington (25,112)/N-13	7
L	21	At G.B. in Milwaukee (19,099)/N-20	27
L	14	At Baltimore (33,485)/N-27	26
L	7	Green Bay (32,897)/D-4	28
W	35	Baltimore (33,471)/D-11	24

216

308

1956 (5-6-1)

Frank C. Albert, Coach

L	21	New York Giants (41,751)/S-30	38
W	33	Los Angeles Rams (56,489)/O-7	30
L	7	At Chicago Bears (47,526)/O-14	31
L	17	At Detroit (55,662)/O-21	20
L	21	Chicago Bears (52,612)/O-28	38
L	13	Detroit (46,708)/N-4	17
L	6	At Los Angeles Rams (69,828)/N-11	30
W	17	At Green Bay (17,986)/N-18	16
T	10	At Philadelphia (19,326)/N-25	10
W	20	At Baltimore (37,227)/D-2	17
W	38	Green Bay (32,433)/D-8	20
W	30	Baltimore (43,791)/D-16	17

233

284

1957 (8-4/8-5)

Frank C. Albert, Coach

L	10	Chicago Cards (35,743)/S-29	20
W	23	Los Angeles Rams (59,637)/O-6	20
W	21	At Chicago Bears (45,310)/O-13	17
W	24	At G.B. in Milwaukee (18,919)/O-20	14
W	21	Chicago Bears (56,693)/O-27	17
W	35	Detroit (59,702)/N-3	31
L	24	At Los Angeles Rams (102,368)/N-10	37
L	10	At Detroit (56,915)/N-17	31
L	21	At Baltimore (50,073)/N-24	27
W	27	At New York Giants (54,121)/D-1	17
W	17	Baltimore (59,950)/D-8	13
W	27	Green Bay (59,100)/D-15	20

287

295

Playoff Game — Dec. 22

(At San Francisco — Kezar)

L	27	Detroit (60,118)	31
---	----	------------------	----

1958 (6-6)

Frank C. Albert, Coach

W	23	Pittsburgh (51,856)/S-28	20
L	3	Los Angeles Rams (59,826)/O-5	33
L	6	At Chicago Bears (45,310)/O-12	28
W	30	At Philadelphia (33,110)/O-19	24
L	14	Chicago Bears (59,441)/O-26	27
W	24	Detroit (59,350)/N-2	21
L	7	At Los Angeles Rams (95,082)/N-9	56
L	21	At Detroit (54,523)/N-16	35
W	33	At G.B. in Milwaukee (43,819)/N-23	12
L	27	At Baltimore (57,557)/N-30	35
W	48	Green Bay (50,793)/D-7	21
W	21	Baltimore (58,334)/D-14	12

257

324

1959 (7-5)

Howard W. Hickey, Coach

W	24	Philadelphia (41,697)/S-27	14
W	34	Los Angeles Rams (56,028)/O-4	0
L	20	At Green Bay (32,150)/O-11	21
W	34	At Detroit (52,585)/O-18	13
W	20	Chicago Bears (59,045)/O-25	17
W	33	Detroit (59,064)/N-1	7
W	24	At Los Angeles Rams (94,276)/N-8	16
L	3	At Chicago Bears (42,157)/N-15	14
L	14	At Baltimore (56,007)/N-22	45
W	21	At Cleveland (53,763)/N-29	20
L	14	Baltimore (59,075)/D-5	34
L	14	Green Bay (55,997)/D-13	36

255

237

1960 (7-5)

Howard W. Hickey, Coach

L	19	New York Giants (44,598)/S-25	21
W	13	Los Angeles Rams (53,633)/O-2	9
W	14	At Detroit (49,825)/O-9	10
L	10	At Chicago Bears (48,226)/O-16	27
L	14	At G.B. in Milwaukee (39,914)/O-23	41
W	25	Chicago Bears (55,071)/O-30	7
L	0	Detroit (48,447)/N-6	24
W	26	At Dallas (10,000)/N-20	14
W	30	At Baltimore (57,808)/N-27	22
W	23	At Los Angeles Rams (77,254)/D-4	7
L	0	Green Bay (53,612)/D-10	13
W	34	Baltimore (57,269)/D-18	10

208

205

1961 (7-6-1)

Howard W. Hickey

W	35	Washington (43,412)/S-17	3
L	10	At Green Bay (38,624)/S-24	30
W	49	At Detroit (53,155)/O-1	0
W	35	Los Angeles Rams (59,004)/O-8	0
W	38	At Minnesota (34,415)/O-15	24
L	0	At Chicago Bears (49,070)/O-22	31
L	10	At Pittsburgh (19,686)/O-29	20
T	20	Detroit (56,878)/N-5	20
L	7	At Los Angeles Rams (63,766)/N-12	17
W	41	Chicago Bears (52,972)/N-19	31
W	38	Minnesota (43,905)/N-26	28
L	17	At Baltimore (57,641)/D-3	20
W	22	Green Bay (55,722)/D-10	21
L	24	Baltimore (45,517)/D-16	27

346

272

1962 (6-8)

Howard W. Hickey, Coach

L	14 Chicago (46,052)/S-16	30
L	24 At Detroit (51,032)/S-23	45
W	21 Minnesota (38,407)/S-30	7
W	21 At Baltimore (54,148)/O-7	13
W	34 At Chicago (48,902)/O-14	27
L	13 At G.B. in Milwaukee (46,012)/O-21	31
L	14 Los Angeles Rams (51,033)/O-28	28
L	3 Baltimore (44,875)/N-4	22
L	24 Detroit (43,449)/N-11	38
W	24 At Los Angeles Rams (42,554)/N-18	17
W	24 At St. Louis (17,532)/N-25	17
W	35 At Minnesota (33,076)/D-2	12
L	21 Green Bay (53,769)/D-9	31
L	10 Cleveland (35,274)/D-15	13
L	282	331

1963 (2-12)

Coach*

L	20 Minnesota (30,781)/S-15	24
L	14 Baltimore (31,006)/S-22	20
L	14 At Minnesota (28,567)/S-29	45
L	3 At Detroit (44,088)/O-6	26
L	3 At Baltimore (56,962)/O-13	20
W	20 Chicago (35,837)/O-20	14
L	21 At Los Angeles Rams (45,532)/O-27	28
L	7 Detroit (33,511)/N-3	45
W	31 Dallas (29,563)/N-10	24
L	14 At New York Giants (62,982)/N-17	48
L	10 At G.B. in Milwaukee (45,905)/N-24	28
L	17 Los Angeles Rams (33,321)/D-1	21
L	7 At Chicago (46,994)/D-8	27
L	17 Green Bay (31,031)/D-14	21
L	198	391

* Coach Red Hickey resigned after third league game and Jack Christiansen was appointed his successor.

1964 (4-10)

Jack Christiansen, Coach

L	17 Detroit (33,204)/S-13	26
W	28 At Philadelphia (57,352)/S-20	24
L	13 St. Louis (30,969)/S-27	23
W	31 Chicago (33,132)/O-4	21
L	14 At G.B. in Milwaukee (47,380)/O-11	24
L	14 At Los Angeles Rams (54,355)/O-18	42
L	22 Minnesota (31,845)/O-25	27
L	7 At Baltimore (60,213)/N-1	37
L	7 At Minnesota (40,408)/N-8	24
W	24 Green Bay (38,483)/N-15	14
L	21 At Chicago (46,772)/N-22	14
L	3 Baltimore (33,642)/N-29	14
W	28 Los Angeles Rams (31,791)/D-6	7
L	7 At Detroit (41,854)/D-13	24
L	236	330

1965 (7-6-1)

Jack Christiansen, Coach

W	52 Chicago (31,211)/S-19	24
W	27 Pittsburgh (28,161)/S-26	17
L	24 At Baltimore (57,342)/O-3	27
L	10 At Green Bay (50,858)/O-10	27
W	45 At Los Angeles Rams (34,703)/O-17	21

L	41 Minnesota (40,673)/O-24	42
L	28 Baltimore (43,575)/O-31	34
L	31 At Dallas (30,531)/N-7	39
W	27 At Detroit (52,570)/N-14	21
W	30 Los Angeles Rams (39,253)/N-21	27
W	45 At Minnesota (36,748)/N-28	24
W	17 Detroit (38,483)/D-5	14
L	20 At Chicago (43,400)/D-12	61
T	24 Green Bay (45,710)/D-19	24
L	421	402

1966 (6-6-2)

Jack Christiansen, Coach

T	20 Minnesota (29,312)/S-11	20
L	14 At Baltimore (56,715)/S-25	36
L	3 At Los Angeles Rams (45,642)/S-30	34
W	21 Green Bay (39,290)/O-9	20
W	44 At Atlanta (54,788)/O-16	7
W	27 Detroit (36,745)/O-23	24
L	3 At Minnesota (45,007)/O-30	28
W	21 Los Angeles Rams (35,372)/N-6	13
T	30 At Chicago (47,079)/N-13	30
L	34 Philadelphia (31,993)/N-20	35
W	41 At Detroit (53,189)/N-24	14
L	7 At G.B. in Milwaukee (48,725)/D-4	20
W	41 Chicago (37,170)/D-11	14
L	14 Baltimore (40,005)/D-18	30
L	320	325

1967 (7-7)

Jack Christiansen, Coach

W	27 At Minnesota (39,638)/S-17	21
W	38 Atlanta (30,207)/S-24	7
L	7 At Baltimore (60,238)/O-1	41
W	27 At Los Angeles Rams (60,424)/O-8	24
W	28 At Philadelphia (60,825)/O-15	27
W	27 New Orleans (34,285)/O-22	13
L	3 Detroit (37,990)/O-29	45
L	7 Los Angeles Rams (53,194)/N-5	17
L	28 At Washington (50,326)/N-12	31
L	0 At Green Bay (50,861)/N-19	13
L	9 Baltimore (44,815)/N-26	26
L	14 Chicago (25,613)/D-3	28
W	34 At Atlanta (51,798)/D-10	28
W	24 Dallas (27,182)/O-16	16
L	273	337

1968 (7-6-1)

Dick Nolan, Coach

L	10 At Baltimore (56,864)/S-15	27
W	35 St. Louis (27,557)/S-22	17
W	28 Atlanta (27,477)/S-29	13
L	10 At Los Angeles Rams (69,520)/O-6	24
L	14 Baltimore (32,822)/O-13	42
W	26 At New York Giants (62,958)/O-20	10
W	14 At Detroit (53,555)/O-27	7
L	21 Cleveland (31,359)/N-3	33
L	19 At Chicago (46,978)/N-10	27
T	20 Los Angeles Rams (41,815)/N-17	20
W	45 At Pittsburgh (21,408)/N-24	28
W	27 Green Bay (47,218)/D-1	20
L	20 Minnesota (29,049)/D-8	30
W	14 At Atlanta (44,977)/D-15	12
L	303	310

1969 (4-8-2)

Dick Nolan, Coach

L	12	At Atlanta (45,940)/S-21	24
L	7	At G.B. in Milwaukee (48,184)/S-28	14
T	17	Washington (35,184)/0-5	17
L	21	Los Angeles Rams (45,995)/0-12	27
L	7	Atlanta (28,684)/0-19	21
W	24	At Baltimore (60,238)/0-26	21
L	14	Detroit (35,100)/N-2	26
L	30	At Los Angeles Rams (73,975)/N-9	41
W	20	Baltimore (38,472)/N-16	17
L	38	At New Orleans (71,448)/N-23	43
T	24	At Dallas (62,348)/N-27	24
W	42	Chicago (32,826)/D-6	21
L	7	At Minnesota (43,028)/D-14	10
W	14	Philadelphia (25,391)/D-21	13
	277		319

1970 (10-3-1/11-4-1)

Dick Nolan, Coach

W	26	Washington (34,984)/S-20	17
W	34	Cleveland (37,502)/S-27	31
L	20	At Atlanta (58,850)/0-4	21
W	20	At Los Angeles Rams (77,272)/0-11	6
T	20	New Orleans (39,446)/0-18	20
W	19	Denver (39,515)/0-25	14
W	26	Green Bay (59,335)/N-1	10
W	37	At Chicago (45,607)/N-8	16
W	30	At Houston (43,040)/N-15	20
L	7	At Detroit (56,232)/N-22	28
L	13	Los Angeles Rams (59,602)/N-29	30
W	24	Atlanta (41,387)/D-6	20
W	38	At New Orleans (61,940)/D-13	27
W	38	At Oakland Raiders (54,535)/D-20	7
	352		267

NFC PLAYOFF — DEC. 27

(At Bloomington — Metropolitan)

W	17	Minnesota (45,103)	14
---	----	--------------------	----

NFC CHAMPIONSHIP — JAN. 3

(At San Francisco — Kezar)

L	10	Dallas (59,364)	17
---	----	-----------------	----

1971 (9-5/10-6)

Dick Nolan, Coach

L	17	At Atlanta (56,990)/S-19	20
W	38	At New Orleans (81,595)/S-26	20
W	31	At Philadelphia (65,358)/0-3	3
L	13	Los Angeles Rams (44,000)/0-10 +	20
W	13	Chicago (44,133)/0-17	0
W	26	At St. Louis (50,419)/0-24	14
W	27	New England (45,092)/0-31	10
W	13	At Minnesota (49,784)/N-7	9
L	20	New Orleans (45,138)/N-14	26
L	6	At Los Angeles Rams (80,050)/N-21	17
W	24	At New York Jets (62,936)/N-28	21
L	17	Kansas City (45,306)/MM/D-6	26
W	24	Atlanta (44,584)/D-12	3
W	31	Detroit (45,580)/D-19	27
	300		216

NFC PLAYOFF — DEC. 26

(At San Francisco — Candlestick)

W	24	Washington (45,327)	20
---	----	---------------------	----

NFC CHAMPIONSHIP — JAN. 2

(At Irving — Texas)

L	3	Dallas (63,409)	14
---	---	-----------------	----

+ First regular season 49ers' NFL game ever played at Candlestick Park — October 10, 1971.

1972 (8-5-1/8-6-1)

Dick Nolan, Coach

W	34	San Diego (56,906)/S-17	3
L	20	At Buffalo (45,825)/S-24	2
W	37	At New Orleans (69,840)/0-1	27
L	7	At Los Angeles Rams (77,382)/0-8	31
L	17	New York Giants (53,284)/0-15	23
T	20	New Orleans (53,571)/0-22	20
W	49	At Atlanta (58,850)/0-29	14
L	24	At G.B. in Milwaukee (47,897)/N-5	34
W	24	Baltimore (57,225)/N-12	21
W	34	At Chicago (65,201)/N-19	21
W	31	At Dallas (65,214)/N-23	10
L	16	Los Angeles Rams (60,175)/MM/D-4	26
W	20	Atlanta (57,523)/D-10	0
W	20	Minnesota (58,502)/D-16	17
	353		249

NFC PLAYOFF — DEC. 23

(At San Francisco — Candlestick)

L	28	Dallas (59,746)	30
---	----	-----------------	----

1973 (5-9)

Dick Nolan, Coach

L	13	At Miami (68,275)/S-16	21
W	36	At Denver (50,966)/S-23	34
L	20	Los Angeles Rams (57,487)/S-30	40
W	13	At Atlanta (58,850)/0-7	9
L	13	Minnesota (56,438)/0-14	17
W	40	New Orleans (52,881)/0-21	0
L	3	Atlanta (56,825)/0-28	17
L	20	At Detroit (49,531)/N-4	30
L	9	At Washington (54,381)/N-11	33
L	13	At Los Angeles Rams (78,358)/N-18	31
W	20	Green Bay (49,244)/MM/N-26	6
W	38	Philadelphia (51,155)/D-2	28
L	10	At New Orleans (62,490)/D-9	16
L	14	Pittsburgh (52,752)/D-15	37
	262		319

1974 (6-8)

Dick Nolan, Coach

W	17	At New Orleans (65,071)/S-15	13
W	17	At Atlanta (47,686)/S-22	10
L	3	Cincinnati (49,895)/S-29	21
L	9	St. Louis (47,675)/0-6	34
L	13	At Detroit (45,199)/MM/0-14	17
L	14	At Los Angeles Rams (74,070)/0-20	37

L	24 Oakland Raiders (58,524)/O-27	35
L	13 Los Angeles Rams (57,526)-MM/N-4	15
L	14 At Dallas (50,018)/N-10	20
W	34 At Chicago (42,731)/N-17	0
W	27 Atlanta (45,435)/N-24	0
L	0 At Cleveland (24,559)/D-1	7
W	7 Green Bay (45,475)/D-8	6
W	35 New Orleans (40,418)/D-15	21
	226	236

MM-Monday Night

1975 (5-9)

Dick Nolan, Coach

L	17 At Minnesota (48,418)/S-21	27
L	14 Los Angeles Rams (55,072)/S-28	23
W	20 At Kansas City (54,490)/O-5	3
L	3 Atlanta (43,719)/O-12	17
W	35 New Orleans (39,654)/O-19	21
L	16 At New England (60,358)/O-26	24
L	17 Detroit (42,683)/N-2	28
W	24 At Los Angeles Rams (78,995)/N-9	23
W	31 Chicago (41,319)/N-16	3
W	16 At New Orleans (40,328)/N-23	6
L	17 At Philadelphia (56,694)/N-30	27
L	13 Houston (43,767)/O-7	27
L	9 At Atlanta (38,501)/D-14	31
L	23 New York Giants (33,939)/D-21	26
	255	286

1976 (8-6)

Monte Clark, Coach

W	26 At Green Bay (54,628)/S-12	14
L	12 Chicago (44,158)/S-19	19
W	37 At Seattle (59,108)/S-26	21
W	17 New York Jets (42,961)/O-3	6
W	16 At Los Angeles Rams (84,483)-MM/O-11	0
W	33 New Orleans (43,160)/O-17	3
W	15 Atlanta (50,240)-SN/O-23	0
L	20 At St. Louis (50,365)/O-31	(OT)-23
L	21 Washington (56,134)/N-7	24
L	16 At Atlanta (20,058)/N-14	21
L	3 Los Angeles Rams (57,909)/N-21	23
W	20 Minnesota (56,775)-MM/N-29	16
W	7 At San Diego (33,539)/D-5	(OT)-13
W	27 At New Orleans (42,536)/D-12	7
	270	190

1977 (5-9)

Ken Meyer, Coach

L	0 At Pittsburgh (48,046)-MM/S-19	27
L	15 Miami (40,503)/S-25	19
L	14 At Los Angeles Rams (55,466)/O-2	34
L	0 Atlanta (38,009)/O-9	7
L	17 At New York Giants (70,366)/O-16	20
W	28 Detroit (39,392)/O-23	7
W	20 Tampa Bay (34,750)/O-30	10
W	10 At Atlanta (46,577)/N-6	3
W	10 At New Orleans (41,564)/N-13	(OT)-7
L	10 Los Angeles Rams (56,779)/N-20	23
W	20 New Orleans (33,702)/N-27	17
L	27 At Minnesota (40,745)/D-4	28
L	35 Dallas (55,848)-MM/D-12	42
L	14 At G.B. in Milwaukee (44,902)/D-18	16
	220	260

1978 (2-14)

Coach*

L	7 At Cleveland (68,973)/S-3	24
L	14 Chicago (49,502)/S-10	16
L	19 At Houston (46,161)/S-17	20
L	10 At New York Giants (71,536)/S-24	27
W	28 Cincinnati (41,107)/O-1	12
L	10 At Los Angeles Rams (59,337)/O-8	27
L	7 New Orleans (37,671)/O-15	14
L	17 Atlanta (34,133)/O-22	20
L	20 At Washington (53,706)/O-29	38
L	10 At Atlanta (55,468)/N-5	21
L	10 St. Louis (33,155)/N-12	16
L	28 Los Angeles Rams (45,022)/N-19	31
L	7 Pittsburgh (51,657)-MM/N-27	24
L	13 At New Orleans (50,068)/D-3	24
W	6 Tampa Bay (30,931)/D-10	3
L	14 At Detroit (56,674)/D-17	33
	219	350

* Pete McCulley was fired after 9 games and Fred O'Connor was appointed his successor.

1979 (2-14)

Bill Walsh, Coach

L	22 At Minnesota (46,539)/S-2	28
L	13 Dallas (56,728)/S-9	21
L	24 At Los Angeles Rams (44,303)/S-16	27
L	21 New Orleans (39,727)/S-23	30
L	9 At San Diego (50,893)/S-30	31
L	24 Seattle (44,592)/O-7	35
L	16 At New York Giants (70,352)/O-14	32
W	20 Atlanta (33,952)/O-21	15
L	27 Chicago (42,773)/O-28	28
L	10 At Oakland Raiders (52,764)/N-4	23
L	20 At New Orleans (65,551)/N-11	31
L	28 Denver (42,910)/N-18	38
L	20 Los Angeles Rams (49,282)/N-25	26
L	10 At St. Louis (41,593)/D-2	13
W	23 Tampa Bay (44,506)/D-9	7
L	21 At Atlanta (37,211)/D-16	31
	308	416

1980 (6-10)

Bill Walsh, Coach

W	26 At New Orleans (58,621)/S-7	21
W	24 St. Louis (49,999)/S-14	(OT)-21
W	37 At New York Jets (50,608)/S-21	27
L	17 Atlanta (56,518)/S-28	20
L	26 At Los Angeles Rams (62,188)/O-5	48
L	14 At Dallas (63,399)/O-12	59
L	17 Los Angeles Rams (55,360)/O-19	31
L	23 Tampa Bay (51,925)/O-26	24
L	13 At Detroit (78,845)/N-2	17
L	16 At G.B. in Milwaukee (54,475)/N-9	23
L	13 At Miami (45,135)/N-16	17
W	12 New York Giants (38,574)/N-23	0
W	21 New England (45,254)/N-30	17
W	38 New Orleans (37,949)/D-7	(OT)-35
L	10 At Atlanta (55,767)/D-14	35
L	13 Buffalo (37,476)/D-21	18
	320	415

1981 (13-3/16-3)

Bill Walsh, Coach

L	17	At Detroit (62,123)/S-6	24
W	28	Chicago (49,520)/S-13	17
L	17	At Atlanta (56,653)/S-20	34
W	21	New Orleans (44,433)/S-27	14
W	30	At Washington (51,843)/O-4	17
W	45	Dallas (57,574)/O-11	14
W	13	At G.B. in Milwaukee (50,171)/O-18	3
W	20	Los Angeles Rams (59,190)/O-25	17
W	17	At Pittsburgh (52,878)/N-1	14
W	17	Atlanta (59,127)/N-8	14
L	12	Cleveland (52,445)/N-15	15
W	33	At Los Angeles Rams (63,456)/N-22	31
W	17	New York Giants (57,186)/N-29	10
W	21	At Cincinnati (56,796)/D-6	3
W	28	Houston (55,707)/D-13	6
W	21	At New Orleans (43,639)/D-20	17
	357		250

NFC PLAYOFF — JAN. 3

(At San Francisco - Candlestick)

W	38	New York Giants (58,360)	24
---	----	--------------------------	----

NFC CHAMPIONSHIP — JAN. 10

(At San Francisco - Candlestick)

W	28	Dallas (60,525)	27
---	----	-----------------	----

SUPER BOWL XVI — JAN. 24

(At Pontiac, Michigan - Silverdome)

W	26	Cincinnati (81,270)	21
---	----	---------------------	----

1982 (3-6)

Bill Walsh, Coach

L	17	Los Angeles Raiders (59,748)/S-12	23
L	21	At Denver (73,899)/S-19	24
W	31	At St. Louis (38,064)/N-21	20
L	20	New Orleans (51,611)/N-28	23
W	30	At Los Angeles Rams (58,574)-THN/D-2	24
L	37	San Diego (51,988)-SA/D-11	41
L	7	Atlanta (53,234)-SUN/D-19	17
W	26	At Kansas City (24,319)/D-26	13
L	20	Los Angeles Rams (54,256)/J-2	21
	209		206

1983 (10-6/11-7)

Bill Walsh, Coach

L	17	Philadelphia (55,775)-SA/S-3	22
W	48	At Minnesota (58,167)-THN/S-8	17
W	42	At St. Louis (38,130)/S-18	27
W	24	Atlanta (57,814)/S-25	20
W	33	At New England (54,293)/O-2	13
L	7	Los Angeles Rams (59,119)/O-9	10
W	32	At New Orleans (68,134)/O-16	13
W	45	At Los Angeles Rams (66,070)/O-23	35
L	13	New York Jets (54,796)/O-30	27
L	17	Miami (57,832)/N-6	20
W	27	New Orleans (40,022)/N-13	0
L	24	At Atlanta (32,782)/N-20	28
L	3	At Chicago (40,483)/N-27	13
W	35	Tampa Bay (49,773)/D-4	21
W	23	At Buffalo (38,039)/D-11	10
W	42	Dallas (59,957)-MN/D-19	17
	432		293

NFC PLAYOFF — DEC. 31

(At San Francisco - Candlestick)

W	24	Detroit (58,386)-SA	23
---	----	---------------------	----

NFC CHAMPIONSHIP — JAN. 8

(At Washington, DC - RFK Stadium)

L	21	Washington (55,363)	24
---	----	---------------------	----

1984 (15-1/18-1)

Bill Walsh, Coach

W	30	At Detroit (56,782)/S-2	27
W	37	Washington (59,707)-MN/S-10	31
W	30	New Orleans (57,611)/S-16	20
W	21	At Philadelphia (62,771)/S-23	9
W	14	Atlanta (57,990)/S-30	5
W	31	At New York Giants (76,112)-MN/O-8	10
L	17	Pittsburgh (59,110)/O-14	20
W	34	At Houston (39,900)/O-21	21
W	33	At Los Angeles Rams (65,481)/O-28	0
W	23	Cincinnati (58,234)/N-4	17
W	41	At Cleveland (60,092)/N-11	7
W	24	Tampa Bay (57,704)/N-18	17
W	35	At New Orleans (65,177)/N-25	3
W	35	At Atlanta (29,644)/O-2	17
W	51	Minnesota (56,670)-SA/D-8	7
W	19	Los Angeles Rams (59,743)-FM/D14	16
	475		227

NFC PLAYOFF — DEC. 29

(At San Francisco - Candlestick)

W	21	New York Giants (60,303)-SA	10
---	----	-----------------------------	----

NFC CHAMPIONSHIP — JAN. 6

(At San Francisco - Candlestick)

W	23	Chicago (61040)	0
---	----	-----------------	---

SUPER BOWL XIX — JAN. 20

(At Palo Alto, California - Stanford Stadium)

W	38	Miami (84,059)	16
---	----	----------------	----

1985 (10-6/10-7)

Bill Walsh, Coach

L	21	At Minnesota (57,375)/S-8	28
W	35	Atlanta (58,923)/S-15	16
W	34	At Los Angeles Raiders (87,006)/S-22	10
L	17	New Orleans (58,053)/S-29	20
W	38	At Atlanta (44,740)/O-6	17
L	10	Chicago (60,523)/O-13	26
L	21	At Detroit (67,715)/O-20	23
W	28	At Los Angeles Rams (65,939)/O-27	14
W	24	Philadelphia (58,383)/N-3	13
L	16	At Denver (73,173)-MN/N-11	17
W	31	Kansas City (56,447)/N-17	3
W	19	Seattle (57,482)-MN/N-25	6
W	35	At Washington (51,321)/D-1	8
L	20	Los Angeles Rams (60,581)-MN/D-9	27
W	31	At New Orleans (46,065)/D-15	19
W	31	Dallas (60,114)/D-22	16
	411		263

NFC WILDCARD — DEC. 29

(At Meadowlands, N.J. - Giants Stadium)

L	3	New York Giants (75,842)	17
---	---	--------------------------	----

1986 (10-5-1/10-6-1)

Bill Walsh, Coach

W	31	At Tampa Bay (50,780)/S-7	7
L	13	At Los Angeles Rams (65,195)/S-14	16
W	26	New Orleans (58,297)/S-21	17
W	31	At Miami (70,264)/S-28	17
W	35	Indianapolis (57,252)/O-5	14
L	24	Minnesota (58,637)/O-12	(OT)-27
T	10	At Atlanta (55,306)/O-19	(OT)-10
W	31	At G.B. in Milwaukee (50,557)/O-26	17
T	10	At New Orleans (53,234)/N-2	23
W	43	St. Louis (59,172)/N-9	17
L	6	At Washington (54,774)-MN/N-17	14
W	20	Atlanta (58,747)/N-23	0
L	17	New York Giants (59,777)-MN/D-1	21
W	24	New York Jets (58,091)/D-7	10
W	29	At New England (60,787)/D-14	24
W	24	Los Angeles Rams (60,366)-FN/D-19	14

NFC PLAYOFF — JAN. 4

(At Meadowlands, N.J. - Giants Stadium)

L	3	New York Giants (76,034)	49
---	---	--------------------------	----

1987 (13-2/13-3)

Bill Walsh, Coach

L	17	At Pittsburgh (55,735)/9-13	30
W	27	At Cincinnati (53,498)/9-20	26
W	41	At New York Giants (16,471)-MN/10-5	21
W	25	At Atlanta (8,684)/10-11	17
W	34	St. Louis (38,094)/10-18	28
L	24	At New Orleans (60,497)/10-25	22
W	31	At Los Angeles Rams (55,328)/11-1	10
W	27	Houston (59,740)/11-8	20
L	24	New Orleans (60,436)/11-15	26
W	24	At Tampa Bay (63,211)/11-22	10
W	38	Cleveland (60,248)-SUN/11-29	24
W	23	At Green Bay (51,118)/12-6	12
W	41	Chicago (63,509)-MN/12-14	0
W	35	Atlanta (54,698)/12-20	7
W	48	Los Angeles Rams (57,950)-SUN/12-27	0

NFC PLAYOFF — JAN. 9

(At San Francisco - Candlestick)

L	24	Minnesota (62,547)	36
---	----	--------------------	----

SA — Saturday Afternoon

SN — Saturday Night

SUN — Sunday Night

MN — Monday Night

WN — Wednesday Night

THN — Thursday Night

FN — Friday Night

PRO BOWLS

1951 — AMERICAN 28, National 27
 1952 — NATIONAL 30, American 13
 1953 — NATIONAL 27, American 7
 1954 — EASTERN 20, Western 9
 1955 — WESTERN 26, Eastern 19
 1956 — EASTERN 31, Western 30
 1957 — WESTERN 19, Eastern 10
 1958 — WESTERN 26, Eastern 7
 1959 — EASTERN 28, Western 21
 1960 — WESTERN 38, Eastern 21
 1961 — WESTERN 35, Eastern 31
 1962 — WESTERN 31, Eastern 30
 1963 — EASTERN 30, Western 20
 1964 — WESTERN 31, Eastern 17
 1965 — WESTERN 34, Eastern 14
 1966 — EASTERN 36, Western 7
 1967 — EASTERN 20, Western 10
 1968 — WESTERN 38, Eastern 20
 1969 — WESTERN 10, Eastern 7

1970 — WESTERN 16, Eastern 13
 1971 — NFC 27, AFC 6
 1972 — AFC 26, NFC 13
 1973 — AFC 33, NFC 28
 1974 — AFC 15, NFC 13
 1975 — NFC 17, AFC 10
 1976 — NFC 23, AFC 20
 1977 — AFC 24, NFC 14
 1978 — NFC 14, AFC 13
 1979 — NFC 13, AFC 7
 1980 — NFC 37, AFC 27
 1981 — NFC 21, AFC 7
 1982 — AFC 16, NFC 13
 1983 — AFC 20, AFC 19
 1984 — NFC 45, AFC 3+
 1985 — AFC 22, NFC 14
 1986 — NFC 28, AFC 24
 1987 — NFC 10, AFC 6
 1988 — AFC 15, NFC 6

+ 49ERS' STAFF COACHED THE NFC
 IN 1984.

Preseason Results (Since 1946)

1946 (2-0)

17	L.A. Dons (San Diego)	7
34	Chicago Rockets (Kezar)	14

1947 (0-1)

7	L.A. Dons (Kezar)	14
---	-------------------	----

1948 (2-0)

42	L.A. Dons (Pasadena)	24
42	Baltimore (Kezar)	14

1949 (2-0-1)

28	L.A. Dons (Los Angeles)	7
21	Buffalo (Kezar)	0
21	Cleveland (Cleveland)	21

1950 (1-4)

12	Washington (Kezar)	31
10	Philadelphia (Kezar)	28
27	Baltimore (Baltimore)	14
21	Chicago Cards (Chicago)	28
10	Pittsburgh (Pittsburgh)	13

1951 (4-1)

45	Washington (Kezar)	14
7	Chicago Bears (Kezar)	24
24	Pittsburgh (Syracuse)	7
20	Green Bay (Minneapolis)	0
37	Chicago Cards (Omaha)	17

1952 (7-0)

79	San Francisco Broncos+ (Kezar)	0
35	Washington (Kezar)	0
38	Chicago Cards (Kezar)	14
17	L.A. Rams (Los Angeles)	7
29	Pittsburgh (Pittsburgh)	14
35	Cleveland (Akron)	31
76	San Jose Packers+ (San Jose)	0

1953 (3-3-1)

42	Fort Ord# (Sacramento)	7
7	Cleveland (Kezar)	20
7	Washington (Kezar)	0
10	L.A. Rams (Los Angeles)	35
31	Philadelphia (San Antonio)	28
14	Chicago Cards (Kezar)	14
21	New York (New York)	28

1954 (7-0)

42	Fort Ord# (Kezar)	14
43	New York (Kezar)	35
30	Washington (Sacramento)	7
42	Chicago Cards (Kezar)	7
38	Cleveland (Kezar)	21
28	L.A. Rams (Los Angeles)	27
37	Pittsburgh (Tucson)	14

1955 (5-1)

7	Washington (Kezar)	6
60	Pittsburgh (Sacramento)	14
17	New York (Seattle)	28
17	Cleveland (Kezar)	14
43	Chicago Cards (Kezar)	7
31	L.A. Rams (Los Angeles)	10

1956 (3-3)

28	Cleveland (Kezar)	17
20	Washington (Kezar)	0
14	Chicago Cards (Kezar)	13
14	New York (Portland)	21
24	L.A. Rams (Los Angeles)	33
14	Philadelphia (Sacramento)	21

1957 (6-1)

24	New York (Kezar)	15
27	Washington (Kezar)	21
21	Cleveland (Kezar)	17
27	Chicago Cards (Seattle)	21
27	L.A. Rams (Los Angeles)	58
17	Philadelphia (Kezar)	14

1958 (3-3)

10	New York (Kezar)	19
20	Washington (Portland)	19
21	Cleveland (Kezar)	16
55	Chicago Cards (Kezar)	31
38	L.A. Rams (Los Angeles)	40
28	Philadelphia (Kezar)	31

1959 (2-4)

27	Washington (Kezar)	24
17	Green Bay (Kezar)	24
17	Cleveland (Kezar)	14
24	Chicago Cards (Seattle)	27
14	L.A. Rams (Los Angeles)	48
13	New York (Salt Lake)	17

1960 (3-3)

16	Dallas (Seattle)	10
31	Washington (Kezar)	7
45	Philadelphia (Kezar)	28
24	Cleveland (Portland)	26
17	L.A. Rams (Los Angeles)	28
17	St. Louis (Kezar)	24

1961 (3-2)

20	New York (Portland)-SN	21
24	Cleveland (Kezar)	27
14	Minnesota (Portland)-SN	10
38	L.A. Rams (Los Angeles)-FN	20
24	Dallas (Sacramento)-SN	7

1962 (4-1)

30	Minnesota (Seattle)-SA	24
42	New York (Kezar)	10
27	Cleveland (Portland)-SN	34
26	Dallas (Sacramento)-SN	7
19	L.A. Rams (Los Angeles)-SN	3

1963 (0-5)

28	Minnesota (Portland)-SN	43
22	St. Louis (Salt Lake)-FN	24
7	Cleveland (Kezar)	24
24	Dallas (Bakersfield)-FN	37
0	L.A. Rams (Los Angeles)-SN	17

+ Semi Pro Team

1964 (1-4)

26	Cleveland (Kezar).....	7
23	Dallas (Portland)-SN.....	34
21	Minnesota (Salt Lake)-SN.....	24
14	Pittsburgh (Omaha)-SN.....	16
17	L.A. Rams (Los Angeles)-SN.....	21

1965 (2-2-1)

21	Cleveland (Kezar).....	37
27	Dallas (Portland)-FN.....	7
17	St. Louis (St. Louis)-SN.....	17
23	Pittsburgh (Providence)-SA.....	9
14	L.A. Rams (Los Angeles)-SN.....	34

1966 (0-5)

13	Dallas (Kezar).....	24
17	Cleveland (Kezar).....	28
17	Pittsburgh (Portland)-SN.....	34
17	Atlanta (Columbia, S.C.)-SN.....	24
9	L.A. Rams (Los Angeles)-SN.....	29

1967 (2-3)

42	Cleveland (Kezar).....	14
24	Dallas (Kezar).....	30
10	New Orleans (Portland)-SN.....	24
13	Oakland Raiders (Oakland).....	10
7	L.A. Rams (Los Angeles)-SN.....	34

1968 (1-5)

18	San Diego (San Diego)-SN.....	30
14	Dallas (Kezar).....	16
17	Cleveland (Kezar).....	31
22	Denver (Denver)-FN.....	6
19	Oakland Raiders (Kezar).....	26
20	L.A. Rams (Los Angeles)-FN.....	21

1969 (0-6)

19	Cleveland (Seattle).....	24
17	Dallas (Kezar).....	20
15	Denver (Denver)-SN.....	19
28	Oakland Raiders (Oakland).....	42
10	St. Louis (Kezar).....	21
28	L.A. Rams (Anaheim)-SN.....	31

1970 (1-4)

14	Cleveland (Tampa)-SN.....	17
7	Miami (Miami)-SN.....	17
23	Denver (Eugene, Ore.)-SN.....	7
17	Oakland Raiders (Kezar).....	31
14	L.A. Rams (Los Angeles)-SN.....	17

1971 (3-2-1)

38	Cleveland (Candlestick) X.....	24
17	Miami (Miami)-FN.....	17
28	San Diego (Candlestick).....	17
33	Denver (Spokane, Wash.)-SN.....	17
28	Oakland Raiders (Oakland)-SN.....	34
20	L.A. Rams (Los Angeles)-THN.....	23

1972 (3-3)

10	New York Jets (Jacksonville, Fla.)-SN.....	17
20	Cleveland (Candlestick/49,767).....	13
16	San Diego (San Diego)-SN.....	17
24	Denver (Candlestick/52,738).....	27
34	Oakland Raiders (Candlestick/59,265).....	21
17	L.A. Rams (Los Angeles)-FN.....	14

1973 (4-3)

20	New England (Canton, O.)-SN.....	7
27	Cleveland (Cleveland)-MN.....	16
14	New York Jets (Tampa)-SN.....	34
19	San Diego (Candlestick/54,977).....	7
43	Denver (Candlestick/54,271).....	7
17	Oakland Raiders (Oakland)-SN.....	23
10	L.A. Rams (Los Angeles)-FN.....	38

1974 (0-6)

6	San Diego (San Diego)-SN.....	20
20	Cleveland (Cleveland)-MN.....	21
3	Denver (Candlestick/30,001).....	10
6	Kansas City (Kansas City)-SN.....	26
19	Oakland Raiders (Candlestick/50,068)-MN.....	20
7	L.A. Rams (Candlestick/46,125).....	17

1975 (3-3)

17	Cleveland (Candlestick/39,664).....	10
6	L.A. Rams (Los Angeles)-SN.....	10
7	San Diego (San Diego)-THN.....	20
21	Oakland Raiders (Oakland)-SN.....	40
44	Denver (Candlestick/40,359).....	10
24	Green Bay (Green Bay)-SN.....	3

1976 (4-2)

27	Seattle (Seattle).....	20
17	Denver (Candlestick/36,752).....	7
21	Kansas City (Candlestick/36,101).....	13
17	San Diego (Honolulu)-SN.....	16
9	Oakland Raiders (Candlestick/53,181).....	14
3	L.A. Rams (Los Angeles)-SN.....	10

1977 (1-5)

24	Seattle (Candlestick/38,024).....	34
13	San Diego (San Diego)-SN.....	32
23	L.A. Rams (Candlestick/44,898).....	14
3	Houston (Houston)-MN.....	17
0	Oakland Raiders (Oakland)-SN.....	33
0	Denver (Candlestick/36,441)-SN.....	20

1978 (1-3)

24	Dallas (Dallas)-SN.....	41
6	Seattle (Candlestick/36,069)-SN.....	20
14	Oakland Raiders (Candlestick/55,573).....	31
24	Denver (Denver)-FN.....	13

1979 (1-3)

13	San Diego (Candlestick/32,275)-SN.....	10
10	Oakland Raiders (Oakland)-SN.....	41
0	Denver (Candlestick/34,133)-SN.....	21
20	Seattle (Seattle)-FN.....	55

1980 (3-1)

33	Oakland Raiders (Candlestick/53,747)-SN.....	14
17	San Diego (San Diego)-SN.....	14
7	Seattle (Candlestick/46,176)-SN.....	10
31	Kansas City (Tucson)-SN.....	21

X First 49ers pro football game in Candlestick Park:
August 8, 1971.

1981 (2-2)

27	Seattle (Seattle)- WN (OT)-24
28	San Diego (Candlestick/41,667)- SN 31
24	Seattle (Candlestick/37,563)- SN 17
7	Oakland Raiders (Oakland)- SN 21

1982 (2-2)

14	L.A. Raiders (Candlestick/55,795)- SA 17
16	St. Louis (Candlestick/51,931)- SN 13
9	San Diego (San Diego)- SN 23
17	Seattle (Seattle)- FN 13

1983 (1-3)

23	L.A. Raiders (Los Angeles)- SN . . (OT)-26
17	New England (Candlestick/50,043)- SUN 15
7	San Diego (San Diego)- SN 24
6	Seattle (Candlestick/47,074)- SA 20

1984 (2-2)

13	L.A. Raiders (Candlestick/55,211)- SN 10
20	Denver (Denver)- SN 21
15	San Diego (San Diego)- SN 35
17	Seattle (Candlestick/49,219)- FN 7

1985 (3-1)

28	L.A. Raiders (Los Angeles/54,990)- SN 21
13	Denver (Candlestick/55,425)- MN 20
25	San Diego (Candlestick/50,569)- SA 10
23	Seattle (Seattle/60,403)- FN 21

1986 (2-2)

32	L.A. Raiders (Candlestick/56,329)- SA 0
17	L.A. Rams (Anaheim/49,146)- MN 31
9	Denver (Denver/73,592)- SN 14
21	Seattle (Candlestick/52,419)- FN 10

1987 (3-2)

20	Kansas City (Canton, OH/23,826)- SA 7
42	L.A. Raiders (Los Angeles/47,191)- SN 16
3	Dallas (Candlestick/57,598)- SN 13
17	San Diego (Candlestick/52,733)- THN 3
10	Seattle (Seattle/59,653)- FN 34

SA — Saturday Afternoon

SN — Saturday Night

SUN — Sunday Night

MN — Monday Night

WN — Wednesday Night

THN — Thursday Night

FN — Friday Night

All-Time NFL Playoff Results**SUPER BOWLS**

GAME	DATE	SCORES	SITE
I	1-15-67	PACKERS (NFL) 35, Chiefs (AFL) 10	Los Angeles
II	1-14-68	PACKERS (NFL) 33, Raiders (AFL) 14	Miami
III	1-12-69	JETS (AFL) 16, Colts (NFL) 7	Miami
IV	1-11-70	CHIEFS (AFL) 23, Vikings (NFL) 7	New Orleans
V	1-17-71	COLTS (AFC) 16, Cowboys (NFC) 13	Miami
VI	1-16-72	COWBOYS (NFC) 24, Dolphins AFC 3	New Orleans
VII	1-14-73	DOLPHINS (AFC) 14, Redskins (NFC) 7	Los Angeles
VIII	1-13-74	DOLPHINS (AFC) 24, Vikings (NFC) 7	Houston
IX	1-12-75	STEELERS (AFC) 16, Vikings (NFC) 6	New Orleans
X	1-18-76	STEELERS (AFC) 21, Cowboys (NFC) 17	Miami
XI	1-9-77	RAIDERS (AFC) 32, Vikings (NFC) 14	Pasadena
XII	1-15-78	COWBOYS (NFC) 27, Broncos (AFC) 10	New Orleans
XIII	1-21-79	STEELERS (AFC) 35, Cowboys (NFC) 31	Miami
XIV	1-20-80	STEELERS (AFC) 31, Rams (NFC) 19	Pasadena
XV	1-25-81	RAIDERS (AFC) 27, Eagles (NFC) 10	New Orleans
XVI	1-24-82	49ERS (NFC) 26, Bengals (AFC) 21	Pontiac
XVII	1-30-83	REDSKINS (NFC) 27, Dolphins (AFC) 17	Pasadena
XVIII	1-22-84	RAIDERS (AFC) 38, Redskins (NFC) 9	Tampa
XIX	1-20-85	49ERS (NFC) 38, Dolphins (AFC) 16	Palo Alto
XX	1-26-86	BEARS (NFC) 46, Patriots (AFC) 10	New Orleans
XXI	1-25-87	GIANTS (NFC) 39, Broncos (AFC) 20	Pasadena
XXII	1-31-88	REDSKINS (NFC) 42, Broncos (AFC) 10	San Diego
XXIII	1-22-89	Miami
XXIV	1-28-90	New Orleans

The 49ers' Historical Highlights

Here are the team's historical highlights beginning with its first year in the NFL:

1950 — The 49ers fell flat on their faces in their NFL debut, winning only three games. A rival coach described them as "not big enough or tough enough."

1951 — In an amazing reversal of form sparked by a great rookie group, the 49ers were in the race to the final day and finished only a half game off the top. Led by **Hardy Brown** and his famed "shoulder tackle" the club had one of the toughest defensive units in the league. **Y.A. Tittle** and **Billy Wilson** began their great careers.

1952 — After a blazing start, the 49ers slumped in mid-season. **Hugh (The King) McElhenny** came off the University of Washington campus to become "Player of the Year" and the most feared runner in football.

1953 — The 49ers had their best NFL showing, 9-3, normally good enough for a championship. Detroit, however, was 10-2. Two of the San Francisco losses came with **Y.A. Tittle** sidelined because of a severe facial injury. The three defeats were by a total of nine points. **Joe (Jet) Perry** became one of the few players in pro history to gain more than 1,000 yards in a single season. **Gordy Soltau** was the league's top scorer for the second straight year.

1954 — Early momentum was broken by injuries to key players such as **Y.A. Tittle**, **Hugh McElhenny**, and **Joe Perry**. Perry gained more than 1,000 yards again, the first man ever to achieve this distinction.

1955 — With **Hugh McElhenny** hobbled by a foot injury, the 49ers had their second worst season in history under **Norman P. Strader** who succeeded **Buck Shaw** as a head coach.

1956 — In **Frankie Albert's** first year at the helm, the 49ers were bogged in last place at mid-season with a 1-6 record. They won four and tied one of their last five games for a brilliant stretch drive.

1957 — This undoubtedly was one of the most emotional and dramatic seasons in 49ers history. Every game was a "Cliffhanger" and the "Alley-Oop" pass from **Y.A. Tittle** to rookie **R.C. Owens** became a household byword. Emotions reached a peak when the beloved **Tony Morabito** collapsed and died of a heart attack at the Chicago Bears game on Oct. 27. Trailing 17-7, the 49ers fought back for a great victory, 21-17. The magnificent **Billy Wilson** caught a pass from Tittle for the winning touchdown in the fourth quarter. Tied with Detroit at 8-4 when the season ended, the 49ers lost the playoff game, 31-27, although they held a 27-7 lead in the third quarter.

1958 — An up-and-down season which finished on a high note when Green Bay and Baltimore were defeated in the last two games. The 6-6 record, however, was blackened by the 33-3 and 56-7 lacerations at the hands of Los Angeles and **Frankie Albert** resigned at the end of the year.

1959 — With **Howard W. (Red) Hickey** in charge, the 49ers were in contention all the way and **John Brodie** came into his own at quarterback when he led the team to a 21-20 upset of Cleveland. **J.D. Smith**, converted from a defensive back, became the second 49er to accumulate more than 1,000 yards rushing.

1960 — **Howard W. (Red) Hickey** saved a seemingly hopeless season when he installed his Shotgun attack and the club captured four of the last five games to finish in a tie for second place. Third-string quarterback **Bobby Waters** threw the passes that upset Baltimore, 30-22, in the final two minutes.

1961 — The success of **Howard W. Hickey's** Shotgun amazed the football world, especially the 49-0 victory over Detroit. Quarterback **Bill Kilmer**, a passing-running rookie from UCLA, was made to order for the new offense. When the Shotgun was stopped, **John Brodie** took over again in the "T" and had the finest season in 49er QB annals. Indicating the evenness of NFL competition, the 49ers were playing for a second-place tie, plus a trip to the Runner-up Bowl at Miami, or a fifth-place position on the last day of the season. The Colts again won by three points, but 1961 must remain as one of the most exciting and interesting years in 49ers history.

1962 — For the first time since 1956, the 49ers finished a frustrating season with more defeats than victories. In so doing, the honored adage of "it's easier to win at home than on the road," proved false — the 49ers won only one of seven at home, but captured five of seven road contests.

1963 — Injuries in multitude to key personnel started the 49ers off to a disappointing 2-12 league season. One of the victories, however, was a smashing 20-14 upset of ultimate World Champion Chicago, the only league defeat suffered by the Bears all season.

1964 — Club chief executive **Victor P. Morabito** died of a heart attack in May. Injury to key personnel prevented the 49ers from gaining enough offensive momentum to forge a winning season although they proved to be one of the toughest defensive clubs in the league. Outstanding rookie performances by end **Dave Parks**, quarterback **George Mira** and linebacker **Dave Wilcox** also took some of the sting from the 4-10 overall record.

1965 — Outstanding offensive performances enabled the 49ers to jump from the bottom to fourth place in the Western Division as the team led the NFL in both scoring and total offense. **John Brodie** was the most productive passer in the NFL, **Dave Parks** led the league in receiving and rookie **Ken Willard** and veteran **John David Crow**, acquired in an off-season trade, led a strong ground game. The over-all record was 7-6-1 and the season-opening 52-24 beating of the Chicago Bears marked the largest number of points ever scored by the 49ers in NFL play.

1966 — After a somewhat slow start, the 49ers got in gear just before midway in the season and became one of only two teams to beat the eventual World Champion Green Bay Packers. After that, they rolled to a respectable 6-6-2 record and were in the battle for second place in the Western Division until the final league game. Guard **John Thomas** and end **Dave Parks** were all-pro, and they joined guard **Howard Mudd**, center **Bruce Bosley**, fullback **Ken Willard** and linebacker **Dave Wilcox** in the Pro Bowl.

1967 — An auspicious start (they were 5-1) disintegrated into disappointment for the 49ers as injuries took a heavy toll and a six-game losing streak took them out of the running. Quarterback **George Mira** came off the bench to lead the squad to two season-ending victories and salvage a 7-7 record. There were bright spots however, as, with **John Brodie** in fine form, the 49ers were the only team to beat the power-laden Rams in a league game, guard **Howard Mudd** and linebacker **Dave Wilcox** were named to all-pro teams, and Mudd and center **Bruce Bosley** played in the Pro Bowl for the second straight time.

1968 — Under new coach Dick Nolan, the 49ers posted a 7-6-1 record as the season turned on key wins over New York Giants, 26-10, and Green Bay, 27-20. Brilliant performances by QB **John Brodie**, receiver **Clifton McNeil** and running back **Ken Willard** led a prolific offense, while defensive tackle **Charlie Krueger**, linebacker **Dave Wilcox** and defensive back **Kermil Alexander**, sparked a revitalized defense. **McNeil** and guard **Howard Mudd** were chosen All-NFL, and joined by **Wilcox**, **Willard** and **Alexander** in the Pro Bowl.

1969 — Beset by injuries that nearly decimated the defensive unit, the 49ers struggled through the early part of the season, went five games before beating Baltimore, the first time they had done that in 13 previous games. It got a little better after that (final record was 4-8-2) and five players — **Jimmy Johnson**, **Dave Wilcox**, **Elmer Collett**, **Ken Willard** and rookie **Gene Washington** — were selected for the Pro Bowl. Johnson was also all-pro and winner of the Eshmont Award.

1970 — This was the greatest year since the club became a member of the NFL in 1950. The 10-3 record was the best as an NFL club, the Western Division (NFC) Championship was the first in the NFL. In a season of superlatives, **John Brodie** was the NFL's "Player of the Year," **Bruce Taylor** was NFC "Rookie of the Year," Coach **Dick Nolan** was a near-unanimous choice as NFC "Coach of the Year." Brodie, receiver **Gene Washington**, linebacker **Dave Wilcox** and cornerback **Jimmy Johnson** were all-pro and joined by tackle **Len Rohde** in being selected for the Pro Bowl.

1971 — The 49ers forged a 9-5-0 record and won their second consecutive NFC Western Division title, clinching the crown on the final day by beating Detroit, 31-27, the identical score by which the Lions had knocked the 49ers out of championship play in the bitterly-remembered 1957 game. The season was also the club's first in its plush new home, Candlestick Park. Center **Forrest Blue**, linebacker **Dave Wilcox** and cornerback **Jimmy Johnson** were all-pro and joined in the Pro Bowl by **Ted Kwalick**, **Gene Washington**, **Vic Washington**, **Cedrick Hardman** and **Bruce Taylor**.

1972 — Early-season inconsistency compounded by an injury to **John Brodie** in the fifth game of the season cast appraisal on 49er prospects for a third-straight NFC Western Division title, but **Steve Spurrier** stepped in for **Brodie** and turned things around with a brilliant, poised performance. In the final quarter of the final game the recovered **Brodie** relieved **Spurrier** and threw two TD passes for a 20-17 win over Minnesota that clinched divisional title No. 3, but **Spurrier's** nine-

game contribution was the key. Center **Forrest Blue**, defensive back **Jimmy Johnson**, tight end **Ted Kwalick**, wide receiver **Gene Washington** and linebacker **Dave Wilcox** were all-pro selections.

1973 — In what was both a disappointing and significant year, the 49ers were 5-9 after tackling the NFL's toughest schedule and falling victim to a rash of key injuries and an unsettled quarterback situation. It also marked the end of the brilliant careers of quarterback **John Brodie** and defensive tackle **Charlie Krueger**, both of whom retired at year's end. Center **Forrest Blue** and **Dave Wilcox** were all-pro and joined in the Pro Bowl by **Ted Kwalick**, **Woody Peoples** and **Tom Wittum**.

1974 — The 49ers used five different quarterbacks after an injury to starter **Steve Spurrier** a week before the season opened sidelined him for most of the year. After winning the first two games the club lost a team record seven straight and then closed with a rush, winning four of the last five games to finish the season at 6-8. Running back **Wilbur Jackson** was named *The Sporting News* "Rookie of the Year" and was named to the NFL All-Rookie team along with quarterback **Tom Owen** and defensive back **Mike Holmes**. Center **Forrest Blue** and punter **Tom Wittum** were All-NFC and selected for the Pro Bowl along with **Jimmy Johnson**. A knee injury forced perennial all-pro linebacker **Dave Wilcox** to retire after a brilliant 11-year career with the 49ers.

1975 — A strong defensive performance throughout the season couldn't offset an erratic offense troubled by an unsettled quarterback situation and a rebuilding offensive line. High point of the 5-9 season was a 24-23 win over Los Angeles to end a 10-game losing streak to the Rams. At season's end, defensive end **Cedrick Hardman** was the club's only all-pro selection and only player chosen for the Pro Bowl. **Jimmy Johnson** became the club's first-ever two-time Eshmont Award winner.

1976 — A turnaround year for the 49ers as the team, under coach **Monte Clark**, posted an 8-6 record, their first winning season since 1972. With new quarterback **Jim Plunkett** at the controls, the 49ers got off to their best start ever, 6-1, before hitting a mid-season four-game losing streak that knocked the club out of playoff contention. The season saw the emergence of a powerful defensive unit that led the league in quarterback sacks with 61. **Delvin Williams** set a 49ers single-season rushing record with his 1,203 yards on the ground. **Tommy Hart** was named all-pro and played in the Pro Bowl along with **Williams**, **Cleveland Elam**, and **Dave Washington**. Center **Randy Cross** was an All-Rookie team selection. **Tommy Hart** became a two-time winner of the Eshmont Award and Cornerback **Jimmy Johnson** retired after a brilliant 16-year career with the 49ers.

1977 — In the 32nd year of their existence, the 49ers began an all new era. On March 31, 1977, the club became the property of **Edward J. DeBartolo, Jr.**, and came under the guidance of **Joe Thomas** as general manager. The changeover was made more dramatic because the San Francisco 49ers were one of the few NFL franchises which had never previously changed ownership or location. On the field, under Coach **Ken Meyer**, the 49ers ran hot and cold. The club lost its first five games, then won five of the next six before dropping the final three contests for a 5-9 record overall. Strong safety **Mal Phillips** was named winner of the coveted Eshmont Award. **Cleveland Elam** was selected all-pro and played for the NFC team in the Pro Bowl.

1978 — The 49ers suffered through their longest season as the club fell to 2-14 in '78 and three coaches were hired and fired in less than 12 months. First, **Pete McCulley** departed after nine games with a 1-8 record, and his replacement, **Fred O'Connor**, was let go at the end of the year as the team won just one of its final seven contests. **Bill Walsh** was hired as the new Coach and General Manager on January 9, 1979, replacing **O'Connor** as coach and **Joe Thomas** as General Manager. Running back **Paul Hoyer**, who replaced acclaimed **O.J. Simpson** when the newly-acquired star went to the sidelines for the year with a shoulder injury, was named recipient of the Len Eshmont Award.

1979 — The 49ers suffered through their second consecutive 2-14 season, but there were several indications of improvement. San Francisco went from virtually the worst ranked offensive team in the league in '78 to one of the most productive offensive units in the NFL in '79, ranking first in passing offense in the NFC and sixth in total offense in the NFL. Running back **Paul Hoyer** again was the Len Eshmont Award recipient and individual leader, racking up 615 yards rushing and an additional 662 yards receiving on 58 catches in only seven starts. Quarterback **Steve DeBerg** broke **Fran Tarkenton's** NFL record for completions by connecting on 347 passes. Kicker **Ray Wersching** set a club record 83.3 field goal percentage, also leading the league with that mark. No 49ers were named to the Pro Bowl squad. **O.J. Simpson** retired from the 49ers and the NFL, finishing as the second leading rusher of all time with 11,236 yards.

1980 — In their second season of the Bill Walsh era, the 49ers showed gradual improvement in their rebuilding program. A three-game winning streak to open the season, combined with a three-game victory string from Week 12 through Week 14 enabled the Niners to post a 6-10 season, tripling the number of victories from each of the previous two 2-14 campaigns. Week 14 was a day when the 49ers made NFL history. That Dec. 7 in Candlestick Park, the 49ers overcame a 35-7 halftime deficit to the New Orleans Saints to win in overtime, 38-35. The 28-point comeback was the biggest points-margin-comeback in NFL history. **Randy Cross** at guard and **Freddie Solomon** as a punt returner were All-NFC selections by *Pro Football Weekly*. In addition, linebacker **Bobby Leopold**, defensive end **Jim Stuckey** and punter **Jim Miller** were named to All-Rookie teams, while another rookie, fullback **Earl Cooper**, led the NFC in receptions with a team-record 83, the most catches ever by an NFL rookie. **Dwight Clark** caught 82 passes to break the team wide receiver mark, and **Joe Montana** set the club passing percentage record at .645 with 176 completions in 273 attempts.

1981 — It was a year of firsts and bests for the 49ers in 1981. In his third season as head coach and general manager, **Bill Walsh** guided San Francisco to: a 16-3 record (best 1981 record in the league, fourth best in NFL history, and best ever for the 49ers), the NFC Western Division title (first since '72), the NFC Championship crown (first ever for the 49ers), and the World Championship/Super Bowl XVI win (first ever for the 49ers). **Walsh** was named to every possible NFC Coach-of-the-Year award and to all seven NFL Coach-of-the-Year honors, while six 49ers were named to the Pro Bowl — **Dwight Clark**, **Randy Cross**, **Joe Montana**, **Fred Dean**, **Ronnie Lott**, and **Dwight Hicks**. Three San Francisco players were selected to all-pro teams as recognized by the NFL — **Cross**, **Lott** and **Dean**. **Montana**, who led the NFC in passing in '81, was named MVP of Super Bowl XVI (for leading his team to a 26-21 win over the Cincinnati Bengals of the AFC). **Dean** was picked UPI NFL Defensive Player-of-the-Year, NFL Outstanding Defensive Lineman-of-the-Year (NFL Players Association), and NFC Defensive Player-of-the-Year (Kansas City Committee of the 101). San Francisco opened and closed the season in Pontiac, Mich., in drastically different styles. The 49ers lost two of their first three games of 1981, including that season opener on the road against Detroit, then ran off seven wins — before a loss to Cleveland 15-12 — and ran off eight more wins (including the playoffs, the NFC Championship, and Super Bowl XVI). The 49ers won 15 of their last 16 games, beat five opponents twice — including all three postseason foes — and became the first team since Chicago in 1945-46-47 to go from the worst NFL record (2-14 in 1979) to the league's best (13-3 in '81) in just three seasons. All this happened with three rookies (**Carlton Williamson**, **Eric Wright**, and **Lott**) starting in the defensive secondary. Those three rookies, along with **Montana**, **Clark**, **Cross**, **Freddie Solomon**, and **Hicks**, combined with "old veterans" **Dean** and **Jack "Hacksaw" Reynolds** to form a nucleus of world championship vintage.

1982 — The defending world champions — the San Francisco 49ers — did not enjoy the 1982 season . . . but then, not many NFL fans, coaches and players throughout the league did either (except maybe in Washington, where the Redskins were Super Bowl XVII champs). The Niners fell to 3-6 and missed out on the playoffs in the strike-shortened season. San Francisco went winless at home (0-5) but did manage a 3-1 road record (the Niners were 0-2 prior to the 57-day players' strike and 3-4 following it). **Dwight Clark** had an outstanding season, leading the NFL with 60 receptions and being named consensus all-pro (and NFL Player-of-the-Year by *Sports Illustrated*). **Keena Turner** (2nd team all-pro), **Ronnie Lott** (Pro Bowl), **Randy Cross** (Pro Bowl), **Dwight Hicks** (Pro Bowl), **Keith Fahnhorst**, and **Joe Montana** (NFL record for five straight +300-yard passing games) were bright spots in an otherwise disappointing season.

1983 — For the second time in three seasons, San Francisco played in the NFC Championship Game . . . and almost returned to the Super Bowl. The '83 49ers were 10-6 (3rd best regular season victory total in club history) and Western Division Champions (5th time since 1970, 2nd time since 1981). In the playoffs, San Francisco squeezed past Detroit, 24-23, but lost to Washington, 24-21, in the NFC Championship contest. Individual standouts included: **Joe Montana** (the League's No. 1 all-time QB entering the 1984 season), **Ronnie Lott** (making his third Pro Bowl appearance in as many years), **Fred Dean** (leading the NFC in sacks with 17½), **Dwaine Board** (second in sacks with 13), **Eric Wright** (team leader in interceptions with seven . . . two for scores), **Dwight Clark** (team leader with 70 receptions and eight TDs), **Freddie Solomon** (club record 21.4 yards per catch), **Ray Wersching** (team record 126 points, including a perfect 51 of 51 PATs), offensive linemen **Randy Cross**, **Keith Fahnhorst**, and **John Ayers**, running backs **Roger Craig**

(752 yards rushing, 427 receiving) and **Wendell Tyler** (856 rushing yards, 285 receiving), and NFL All-Rookie Team pick **Riki Ellison** (two interceptions in the playoffs).

1984 — The 49ers experienced the most successful regular season in NFL history by winning a League record 15 games, including all eight road contests — setting yet another NFL standard. The Niners broke 14 team records in '84, while becoming the first NFC team to sweep all of its conference games, and the first NFC West unit to win all contests within the division. Led by **Roger Craig** and **Joe Montana**, San Francisco capped the year by routing the Miami Dolphins in Super Bowl XIX, 38-16. The win was the 18th victory of the '84 campaign, establishing an NFL standard for wins in a single season (including playoffs). San Francisco scored 30-or-more points in 10 games on its way to a team-record 475 points. The 49ers defense was the stingiest in the NFL in '84, allowing a League low 227 points scored. The play of the Niners special teams was exciting and inspired . . . the units ranked among the League leaders in most coverage categories. Honors were numerous, including Pro Bowl recognition for 10 of **Bill Walsh's** charges — **Joe Montana**, **Wendell Tyler**, **Keith Fahnhorst**, **Randy Cross**, and **Fred Quillian** on offense and **Dwight Hicks**, **Ronnie Lott**, **Carlton Williamson**, and **Eric Wright** (the entire Niners' secondary); and **Keena Turner** on defense.

1985 — At 10-6, San Francisco qualified for postseason play for the fourth time since 1981. The Niners won seven of their last nine games, climaxing with a come-from-behind victory over the Dallas Cowboys (in the regular season finale) to secure a spot in postseason action. Offensively, **Roger Craig** and **Jerry Rice** emerged as potent weapons in the attack. **Craig** became the first NFL player to surpass 1,000 yards rushing and receiving in the same season. **Rice** was named NFC Rookie-of-the-Year and set the team record for first-year players with 927 receiving yards. The defense experienced the influx of four new starters in '85 (**NT Michael Carter**, **LB Todd Shell**, **LB Michael Walter**, and **DE John Harly**), and a position switch between **Ronnie Lott** and **Dwight Hicks**. **Carter** won a berth on the Pro Bowl team, as did defensive backs **Eric Wright** and **Carlton Williamson**.

1986 — The 49ers captured their fourth NFC Western Division title since 1981.

Offensively, the team was led by all-pro wide receiver **Jerry Rice**, who paced the NFL with 1,570 receiving yards and 15 touchdowns. Those marks established club standards in addition to **Rice's** team-record 16 total scores.

The defense managed 49 takeaways, tying the Kansas City Chiefs for NFL leadership. San Francisco's 39 interceptions and 578 return yards set team records, while five scores on pick-off returns tied another club mark. **Ronnie Lott** tied **Dave Baker's** 1960 team record with 10 interceptions.

The output by young players was vital due to major injuries suffered by many starting veterans. San Francisco made 20 roster moves during the season, shuffling players in and out of action. Quarterback **Joe Montana** missed Weeks 2-9 due to back surgery, for example, while backup signal-caller **Jeff Kemp** did not play Weeks 8-11 due to a hip injury.

1987 — The San Francisco 49ers marched to an NFL regular season-best 13-2 record. It marked a league-leading third time in the decade of the '80s that the team either tied or posted the best won-loss percentage during the regular season. San Francisco led the NFL with 5,987 total yards, and was best among League defenders allowing 4,095 total yards. It was the first time in Niners' history that the team led the League in fewest total yards allowed.

Spectacular individual performances punctuated the Niners' play in '87. **Jerry Rice** experienced a season that was unparalleled in NFL annals. He set NFL records with 23 receiving touchdowns and scoring by reception in 13 consecutive games. **Rice's** 138 points were the most scored by a non-kicker since **John Riggins** chalked up 144 points on an NFL-record 24 touchdowns in 1983. The durable wide-out received postseason Most Valuable Player awards from nearly every news agency and sports publication.

Joe Montana won the first NFL passing title of his nine-year career and set a team record with 31 touchdown passes. **Ronnie Lott** tied with **Don Griffin** for team leadership with five interceptions. **Lott**, **Montana** and **Rice** were joined by nose tackle **Michael Carter** and running back **Roger Craig** on the NFC squad in the 1988 Pro Bowl.

49ers' All-Time Roster — 1946-87

* Indicates player was 49ers draft choice.

— A —

- Abramowicz, Danny, WR, Xavier (Ohio), 1973-74
Albert, Frank, QB, Stanford, 1946-52
Aldridge, Ben, HB, Oklahoma State, 1952
* Aldridge, Jerry, RB, Angelo State, 1980
* Alexander, Kermit, HB, UCLA, 1963-69
Allen, Nate, CB, Texas Southern, 1975
Anderson, C.B., WR, Bethune-Cookman, 1980
* Anderson, Tim, S, Ohio State, 1975
* Arenas, Joe, HB, Omaha, 1951-57
Asmus, Jim, P, Hawaii, 1987
* Atkins, Bill, HB, Auburn, 1958-59
* Atkins, Dave, RB, Texas-El Paso, 1973
Audick, Dan, T-G, Hawaii, 1981-82
* Ayers, John, G, West Texas State, 1976-86
- ## — B —
- * Babb, Gene, FB, Austin, 1957-58
* Babcock, Harry, E, Georgia, 1953-55
* Bahnsen, Ken, FB, North Texas State, 1953
Bahr, Matt, K, Penn State, 1981
* Baker, Dave, HB, Oklahoma, 1959-61
* Baker, Wayne, DT, BYU, 1975
Batatti, Ed, E, Oakland High (Calif.), 1946-48
Baldassin, Mike, LB, Washington, 1977-78
Baldwin, John, C, Centenary, 1947
* Banaszek, Cas, T, Northwestern, 1967-77
Banducci, Bruno, G, Stanford, 1946-54
* Barnes, Larry, FB, Colorado, 1957
* Barrett, Jean, T, Tulsa, 1973-80
* Barton, Harris, T, North Carolina, 1987
Bassi, Dick, G, Santa Clara, 1946-47
Beals, Alyn, E, Santa Clara, 1946-51
* Beard, Ed, LB, Tennessee, 1965-72
* Beasley, Terry, WR, Auburn, 1972-75
Beatty, Ed, C, Mississippi, 1955-56
Beeson, Terry, LB, Kansas, 1982
Beisler, Randy, G-T, Indiana, 1969-74
* Belser, Ceaser, LB, Arkansas AM&N, 1974
* Belk, Bill, DE, Maryland State, 1968-74
Benjamin, Guy, QB, Stanford, 1981-83
Bentz, Roman, T, Tulane, 1948
* Berry, Rex, HB, BYU, 1951-56
* Bettiga, Mike, WR, Humboldt State, 1973
* Beverly, Ed, WR, Arizona State, 1973
* Black, Stan, DB, Mississippi State, 1977
Blackmore, Richard, CB, Mississippi State, 1983
Blount, Ed, QB, Washington State, 1987
Blue, Forrest, C, Auburn, 1968-74
Board, Dwaine, DE, North Carolina A&T, 1979-87
Boone, J.R., HB, Tulsa, 1952
* Bosley, Bruce, C-G, West Virginia, 1956-68
Bouza, Matt, WR, California, 1981
* Boyd, Elmo, WR, Eastern Kentucky, 1978
Boykin, Greg, FB, Northwestern, 1978
Bradley, Ed, LB, Wake Forest, 1977-78
Braggoner, Dennis, DB, Stanford, 1974
* Bregel, Jeff, G, USC, 1987
* Bristol, John, S, Waynesburg, 1979
Britt, Charlie, HB, Georgia, 1964
Brock, Clyde, T, Utah State, 1963
* Brockhaus, Jeff, K, Missouri, 1987
* Brodie, John, QB, Stanford, 1957-73
* Brown, Hardy, LB, Tulsa, 1951-56
* Brown, Pete, C, Georgia Tech, 1953-54
* Brown, Ray, RB, South Carolina, 1987
* Browner, Keith, LB, USC, 1987

- Bruce, Gail, E, Washington, 1948-52
Bruer, Bob, TE, Mankato State, 1979-80
Brumfield, Jackson, E, Southern Mississippi, 1954
* Bruney, Fred, HB, Ohio State, 1953, 1956
* Bryant, Bob, T, Texas Tech, 1946-49
* Bull, Scott, QB, Arkansas, 1976-78
* Bungarda, Ken, T, Missouri, 1980
* Bunz, Dan, LB, Long Beach State, 1978-84
* Burke, Don, LB, USC, 1950-54
* Burke, Vern, E, Oregon State, 1965
* Burns, Mike, DB, USC, 1977
Butler, John, S, Principia, 1987

— C —

- Calhoun, Mike, DT, Notre Dame, 1980
Calvelli, Tony, C, Stanford, 1949
* Campbell, Carter, LB, Weber State, 1970
* Campbell, Marion, T, Georgia, 1954-55
* Campora, Don, T, Pacific, 1950, 1952
* Carapella, Al, T, Miami (Fla.), 1951-55
* Carpenter, John, T, Michigan, 1949
Carr, Earl, RB, Florida, 1978
Carr, Eddie, HB, Olney High (Pa.), 1947-49
* Carr, Paul, LB, Houston, 1955-58
* Carter, Michael, NT, SMU, 1984-87
* Casanega, Ken, HB, Santa Clara, 1946, 1948
* Casey, Bernie, E, Bowling Green, 1961-66
* Cason, Jim, HB, LSU, 1948-52, 1954
* Cassara, Frank, FB, St. Mary's, 1954
Cathcart, Royal, HB, Santa Barbara State, 1950
Cathcart, Sam, HB, Santa Barbara State, 1949-50, 1952
Cavanaugh, Matt, QB, Pittsburgh, 1983-85
Ceresino, Gordy, LB, Stanford, 1979
* Cerne, Joe, C, Northwestern, 1965-67
* Chapple, Jack, LB, Stanford, 1965
* Cherry, Tony, RB, Oregon, 1986-87
* Choma, John, G-C, Virginia, 1981-83
* Churchman, Ricky, S, Texas, 1980-81
* Clark, Bryan, QB, Michigan State, 1982-83
Clark, Don, G, USC, 1948-49
* Clark, Dwight, WR, Clemson, 1979-87
Clark, Mario, CB, Oregon, 1984
Clark, Mike, DE, Florida, 1982
* Clark, Monte, T, USC, 1959-61
Cline, Tony, DE, Miami (Fla.), 1976
Cochran, Mark, T, Baylor, 1987
* Colchico, Dan, E, San Jose State, 1960-64-67
* Collett, Elmer, G, San Francisco State, 1967-72
* Collier, Bruce, T-G, Texas-Arrington, 1985-87
* Collier, Floyd, T, San Jose State, 1948
* Collier, Tim, CB, East Texas State, 1982-83
Collins, Glen, DE, Mississippi State, 1987
* Collins, Greg, LB, Notre Dame, 1975
* Collins, Ray, T, LSU, 1950-52
* Comeaux, Darren, LB, Arizona State, 1987
* Conlee, Gerry, C, St. Mary's, 1946-47
* Connell, Mike, P, Cincinnati, 1978
* Conner, Clyde, E, Pacific, 1956-63
* Connolly, Ted, G, Santa Clara-Tulsa, 1954, 1956-62
Cooke, Bill, DE, Massachusetts (Amherst), 1976
* Cooper, Bill, FB, Muskingum, 1961-64
* Cooper, Earl, FB-TE, Rice, 1980-85
* Cooper, George, LB, Michigan State, 1987
* Cordleone, Lou, G-LB, Clemson, 1961
* Cornelius, Charles, DB, Bethune Cookman, 1979-80

- Courtney, Matt, S. Idaho State, 1987
 Cousineau, Tom, LB, Ohio State, 1986-87
 Cowlings, Al, DE, USC, 1979
 * Cox, James, G, Stanford, 1948
 * Craig, Roger, FB, Nebraska, 1983-87
 Crawford, Derrick, WR, Memphis State, 1986
 Cribbs, Joe, RB, Auburn, 1986-87
 Crist, Chuck, DB, Penn State, 1978
 Cross, Bob, T, Kilgore J. C., 1956-57
 * Cross, Randy, G-C, UCLA, 1976-87
 * Crow, John David, HB, Texas A&M, 1965-68
 Crowe, Paul, HB, St. Mary's, 1948
 Crowell, Otis, T, Hardin-Simmons, 1947
 * Cunningham, Doug, RB, Mississippi, 1967-73

— D —

- Dahms, Tom, T, San Diego State, 1957
 Daniels, Clem, RB, Prairie View, 1968
 * Daugherty, Bob, HB, Tulsa, 1966-67
 Davis, Kyle, C, Oklahoma, 1978
 Davis, Johnny, FB, Alabama, 1981
 * Davis, Tommy, K, LSU, 1959-69
 * Dean, Floyd, LB, Florida, 1963-64
 Dean, Fred, DE, Louisiana Tech, 1981-85
 Dean, Kevin, LB, Texas Christian, 1987
 DeBerg, Steve, QB, San Jose State, 1977-80
 Domres, Marty, QB, Columbia, 1976
 * Donnelly, George, DB, Illinois, 1965-67
 * Donohue, Leon, T, San Jose State, 1962-64
 * Dove, Eddie, HB, Colorado, 1959-62
 * Dow, Harley, G, San Jose State, 1950
 * Dowdle, Mike, LB, Texas, 1963-65
 * Downing, Walt, C-G, Michigan, 1978-83
 Downs, Bob, HB, Northwestern, 1962-66
 Drake, Joe, NT, Arizona, 1987
 Dressel, Chris, TE, Stanford, 1987
 DuBose, Doug, RB, Nebraska, 1987
 * Dugan, Fred, E, Dayton, 1958-59
 Duncan, Maury, QB, San Francisco State, 1954-55
 Dungy, Tony, DB, Minnesota, 1979
 Durdan, Don, HB, Oregon State, 1946-47
 Durham, Darius, WR, San Diego State, 1983
 Durette, Michael, G, West Virginia, 1986-87

— E —

- Easley, Walt, FB, West Virginia, 1981-82
 * Edwards, Earl, DT, Wichita, 1969-72
 * Elam, Cleveland, DE, Tennessee State, 1976-78
 Ella, Bruce, LB, Ohio State, 1976-78
 Elliott, Charles, T, Oregon, 1948
 Elliott, Lenvil, RB, N.E. Missouri State, 1979-81
 * Ellison, Riki, LB, USC, 1983-87
 Elston, Art, C, South Carolina, 1946-48
 Enderle, Dick, G, Minnesota, 1976
 Endriss, Al, E, San Francisco State, 1952
 Eshmont, Len, HB, Fordham, 1946-49
 Evans, Ray, G, Texas Western, 1949-50
 Evansen, Paul, G, Oregon State, 1948

— F —

- Fagan, Kevin, DE, Miami (Fla.), 1987
 Fahnhorst, Jim, LB, Minnesota, 1984-87
 * Fahnhorst, Keith, T, Minnesota, 1974-87
 Faylor, John, S, Santa Clara, 1987
 * Feher, Nick, G, Georgia, 1951-54
 * Ferrari, Ron, LB, Illinois, 1982-86
 Ferrell, Bob, RB, UCLA, 1976-80
 Fisk, Bill, E, USC, 1946-47
 * Flagler, Terrence, RB, Clemson, 1987
 Forrest, Ed, C, Santa Clara, 1946-47
 * Francis, Phil, RB, Stanford, 1979-80
 Francis, Russ, TE, Oregon, 1982-87
 Franceschi, Pete, HB, San Francisco, 1946
 * Frank, John, TE, Ohio State, 1984-87
 Franz, Tracy, G, San Jose State, 1987
 Freitas, Jesse, QB, Santa Clara, 1946
 * Fuller, Jeff, S-LB, Texas A&M, 1984-87
 * Fuller, John, DB, Lamar Tech, 1968-72

— G —

- Gagliano, Bob, QB, Utah State, 1986-87
 Galters, Bob, HB, New Mexico State, 1962-63
 Galiffa, Arnie, QB, West Point, 1954
 Galigher, Ed, DT, UCLA, 1977-79
 * Garlin, Don, HB, USC, 1949-50
 * Garrett, Len, TE, New Mexico Highlands, 1975
 Gavric, Momcilo (Gabbo), K, Belgrade, 1969
 Gehrke, Fred, HB, Utah, 1950
 Gervais, Rick, S, Stanford, 1981-83
 Gilbert, Lewis, TE, Florida, 1980
 Gladney, Tony, WR, Nevada-Las Vegas, 1987
 Glover, Clyde, DE, Fresno State, 1987
 * Goad, Paul, FB, Abilene Christian, 1956
 * Gonsoulin, Austin, DB, Baylor, 1967
 * Gonzaga, John, T, Mt. Diablo High (Calif.), 1956-59
 Gosselt, Bruce, K, Richmond, 1970-74
 Gray, Tim, DB, Texas A&M, 1979
 Greenlee, Fritz, LB, Arizona, 1969
 Greer, Terry, WR, Alabama State, 1987
 Gregory, Garlin, G, Louisiana Tech, 1946-47
 Grgich, Visco, G, Santa Clara, 1946-52
 * Griffin, Don, CB, Middle Tennessee State, 1986-87

— H —

- Hadley, Ron, LB, Washington, 1987
 * Haley, Charles, LB, James Madison, 1986-87
 Hall, Forrest, HB, San Francisco, 1948
 Hall, Parker, HB, Mississippi, 1946
 * Hall, Windian, S, Arizona State, 1972-75
 Hanley, Dick, C, Fresno State, 1947
 Hantla, Bob, G, Kansas, 1954-55
 * Hardman, Cedrick, DE, North Texas State, 1970-79
 Hardy, Andre, FB, St. Mary's, 1987
 * Hardy, Carroll, HB, Colorado, 1955
 * Hardy, Edgar, G, Jackson State, 1973
 Hardy, Kevin, DT, Notre Dame, 1968
 Harkey, Lem, HB, Emporia State, 1955
 * Harmon, Derrick, RB-KR, Cornell, 1984-86
 * Harper, Willie, LB, Nebraska, 1973-83
 Harris, Joe, LB, Georgia Tech, 1978
 * Harris, Tony, WR, Toledo, 1971
 * Harrison, Bob, LB, Oklahoma, 1959-61, 1965-67
 Harrison, Dennis, DE, Vanderbilt, 1986
 * Harrison, Kenny, WR, SMU, 1976-78
 * Hart, Tom, DE, Morris Brown, 1968-77
 * Hart, Jeff, T, Oregon State, 1975
 * Hart, John, DT, Iowa, 1981-83-86
 Hayes, Bob, WR, Florida A&M, 1975
 Hays, Harold, LB, Southern Mississippi, 1968-69
 * Hazeltine, Matt, LB, California, 1955-68
 Heller, Ron, TE, Oregon State, 1987
 Henderson, Thomas, LB, Langston, 1980
 * Henke, Ed, E, USC, 1951-52, 1955-60
 Henley, Thomas, WR, Stanford, 1987
 * Herchman, Bill, T, Texas Tech, 1956-59
 * Hettema, Dave, T, New Mexico, 1967
 * Hicks, Dwight, S, Michigan, 1979-85
 Hilton, Scott, LB, Salem College, 1979-80
 * Hindman, Stan, DE, Mississippi, 1966-71, 1973-74
 * Hobbs, Homer, G, Georgia, 1949-50
 * Hofer, Paul, RB, Mississippi, 1976-81
 Hoffman, Gary, T, Santa Clara, 1987
 Hogan, Mike, FB, Tennessee-Chattanooga, 1979
 * Hogland, Doug, G, Oregon State, 1953-55
 Holiaday, Bob, HB, Tulsa, 1956-57
 Hollas, Hugo, DB, Rice, 1974
 * Holmes, Mike, DB, Texas Southern, 1974-75
 * Holmoe, Tom, S, BYU, 1983-87
 * Holzer, Tom, DE, Louisville, 1967
 Horn, Bob, LB, Oregon State, 1982-83

- Horne, Dick, E. Oregon, 1947
- * Hoskins, Bob, DT, Wichita State, 1970-75
- Howell, Clarence, E. Texas A&M, 1948
- Huff, Gary, QB, Florida State, 1980
- * Huff, Marty, LB, Michigan, 1972
- * Hughes, Ernie, G. Notre Dame, 1978-80
- * Hull, Tom, LB, Penn State, 1974
- * Hunt, Charlie, LB, Florida State, 1973
- I —
- * Isenbarger, John, RB, Indiana, 1970-73
- J —
- * Jackson, Jim, HB, Western Illinois, 1966-67
- * Jackson, Randy, RB, Wichita, 1973
- * Jackson, Wilbur, RB, Alabama, 1974-79
- Jennings, Rick, WR, Maryland, 1977
- * Jessup, Bill, E. USC, 1951-52, 1954-58
- Johnson, Bill, C, Tyler J.C., 1948-56
- * Johnson, Charlie, DT, Louisville, 1966-67
- * Johnson, Charles, DB, Grambling, 1979-80
- Johnson, Eric, S, Washington State, 1979
- Johnson, Gary, DT, Grambling, 1984-85
- Johnson, James, LB, San Diego State, 1987
- * Johnson, Jim, HB, UCLA, 1961-76
- Johnson, John Henry, HB, St. Mary's/Arizona State, 1954-56
- * Johnson, Kermit, RB, UCLA, 1975-76
- * Johnson, Leo, WR, Tennessee State, 1969-70
- * Johnson, Rudy, HB, Nebraska, 1964-65
- * Johnson, Sammy, RB, North Carolina, 1974-76
- * Jones, Arrington, FB, Winston-Salem, 1981
- Jones, Brent, TE, Santa Clara, 1987
- Jones, Larry, WR, N.E. Missouri State, 1978
- Judie, Ed, LB, Northern Arizona, 1982-83
- Jury, Bob, S. Pittsburgh, 1978
- K —
- * Kammerer, Carl, LB, Pacific, 1961-62
- Keeble, Jerry, LB, Minnesota, 1987
- Keever, Carl, LB, Boise State, 1987
- Keicher, Louie, NT, SMU, 1984
- Kelly, Gordon, LB, Georgia, 1960-61
- Kemp, Jeff, QB, Dartmouth, 1986
- Kennedy, Allan, T, Washington State, 1981-84
- Kenny, Charles, G, San Francisco, 1947
- Kilgoré, Jon, P, Auburn, 1969
- * Kilmer, Bill, QB, UCLA, 1961-66
- Kimbrough, Elbert, HB, Northwestern, 1962-66
- Knafele, Gary, E, Colorado, 1963
- Knutson, Steve, G-T, USC, 1978
- Kopay, Dave, HB, Washington, 1964-67
- Korff, Mark, LB, Florida, 1987
- Kovach, Jim, LB, Kentucky, 1985
- * Kraemer, Eldred, G, Pittsburgh, 1955
- Krahl, Jim, DT, Texas Tech, 1980
- * Kramer, Kent, TE, Minnesota, 1966
- * Krueger, Charles, DT, Texas A&M, 1959-73
- Krueger, Rolf, DE, Texas A&M, 1972-74
- * Kugler, Pete, DT, Penn State, 1981-83-86-87
- Kuzman, John, T, Fordham, 1946
- * Kwalick, Ted, TE, Penn State, 1969-74
- L —
- * Lakes, Roland, DT, Wichita State, 1961-70
- Land, Fred, T, LSU, 1948
- Land, Mel, DE, Michigan State, 1980
- Larson, Bill, TE, Colorado State, 1975
- LaRose, Dan, DE, Missouri, 1965
- Lash, Jim, WR, Northwestern, 1976
- Lattimer, Al, CB, Clemson, 1980
- * Laughlin, Bud, FB, Kansas, 1955
- Lawrence, Amos, RB, North Carolina, 1981-82
- Lawson, Steve, G, Kansas, 1976
- LeCount, Terry, WR, Florida, 1978
- * Leedy, Hal, QB, UT-Chattanooga, 1953
- Lee, Dwight, RB, Michigan State, 1968
- * Leonard, Tony, DB, Virginia Union, 1976
- * Leopold, Bobby, LB, Notre Dame, 1980-83
- * Lewis, Eddie, DB, Kansas, 1976-79
- * Lewis, Gary, FB, Arizona State, 1964-69
- Lillywhite, Veri, HB, USC, 1948-51
- * Lind, Mike, FB, Notre Dame, 1963-64
- Lindstrom, Chris, DT, Boston College, 1983
- * Lisbon, Don, HB, Bowling Green, 1963-64
- Liter, Greg, DE, Iowa State, 1987
- Livingston, Howie, HB, Fullerton J.C., 1950
- Lockett, J.W., RB, Central (Okla.) State, 1961
- Long, Tim, C, Memphis State, 1987
- Looney, Jim, LB, Purdue, 1981
- * Lopasky, Bill, G, West Virginia, 1961
- * Lott, Ronnie, CB, USC, 1981-87
- Loyd, Alex, E, Oklahoma State, 1950
- * Luna, Bob, HB, Alabama, 1955
- Lyles, Lenny, HB, Louisville, 1959-60
- M —
- * MacAfee, Ken, TE, Notre Dame, 1978-79
- Macauley, John, OL, Stanford, 1984
- * Mackey, Dee, TE, East Texas State, 1960
- * Maderos, George, HB, Chico State, 1955-56
- * Magac, Mike, G, Missouri, 1960-64
- Maloney, Norm, E, Purdue, 1948-49
- Manley, Joe, LB, Mississippi State, 1953
- Margerum, Ken, WR, Stanford, 1986-87
- Martin, Bob, LB, Nebraska, 1979
- Martin, Derrick, LB, San Jose State, 1987
- Martin, Saladin, DB, San Diego State, 1987
- Masini, Leonard, FB, Fresno State, 1941-48
- Mason, Lindsey, T, Kansas, 1982
- Matheson, Riley, G-LB, Texas Western, 1948
- Mathews, Ned, HB, UCLA, 1946-47
- Mathews, Clay, E, Georgia Tech, 1950, 1953-55
- Matuszak, Marv, LB, Tulsa, 1957-58
- Maurer, Andy, G, Oregon, 1976
- McAlister, Ken, LB-S, San Francisco, 1983
- * McCann, Jim, P, Arizona State, 1971-72
- McColl, Mitt, LB, Stanford, 1981-87
- * McCormick, Dave, T, LSU, 1966
- McCormick, Tom, HB, Pacific, 1956
- * McCormick, Walt, C, USC, 1948
- * McCray, Willie, DE, Troy State, 1978
- * McElhenny, Hugh, HB, Washington, 1952-60
- * McFarland, Kay, HB, Colorado State, 1962-68
- McGee, Willie, WR, Alcorn A&M, 1976
- * McGill, Ralph, CB, Tulsa, 1972-76
- McHan, Lamar, QB, Arkansas, 1963
- McIlhenny, Don, HB, SMU, 1961
- * McIntyre, Guy, G, Georgia, 1984-87
- McIntyre, Jeff, LB, Arizona State, 1979
- McKoy, Billy, LB, Purdue, 1974
- * McKyer, Tim, CB, Texas-Arlington, 1986-87
- * McLemore, Dana, KR-CB, Hawaii, 1982-87
- McNeil, Clifton, E, Grambling, 1968-69
- Mellekas, John, C, Arizona, 1962
- Mellus, John, T, Villanova, 1946
- Melville, Dan, P, California, 1979
- * Mertens, Jerry, HB, Drake, 1958-65
- * Messer, Dale, HB, Fresno State, 1961-65
- * Meyers, Bob, FB, Stanford, 1952
- * Michalik, Art, G, St. Ambrose, 1953-54
- Mike, Bob, T, UCLA, 1948-49
- * Mike-Mayer, Steve, K, Maryland, 1975-76
- Mikolas, Doug, NT, Portland State, 1987
- * Miles, Searcy, QB, San Jose State, 1954-56
- * Miller, Clark, E, Utah State, 1962-68
- * Miller, Hal, T, Georgia Tech, 1953
- * Miller, Jim, P, Mississippi, 1980-82
- * Miller, Johnny, G, Livingston, 1977-78
- * Mira, George, QB, Miami (Fla.), 1964-68
- * Mitchell, Dale, LB, USC, 1976
- Mitchell, Tom, TE, Bucknell, 1974-77
- * Mixon, Bill, HB, Georgia, 1953-54
- * Moegle, Dick, HB, Rice, 1955-59
- * Momsen, Bob, G, Ohio State, 1952
- * Monachino, Jim, HB, California, 1951

- Monds, Wonder, DB, Nebraska, 1978
- Monroe, Carl, RB-KR, Utah, 1983-87
- * Montana, Joe, QB, Notre Dame, 1979-87
- * Montgomery, Blanchard, LB, UCLA, 1983-84
- * Moore, Dean, LB, Iowa, 1978
- * Moore, Eugene, RB, Occidental, 1969
- * Moore, Jeff, RB, Jackson State, 1982-83
- * Moore, Manfred, RB, USC, 1974-75
- * Morgan, Joe, T, Southern Mississippi, 1949
- * Morgan, Melvin, DB, Mississippi Valley, 1979-80
- * Moroski, Mike, QB, U.C. Davis, 1986
- * Morrall, Earl, QB, Michigan State, 1956
- * Morris, Dennit, LB, Oklahoma, 1958
- * Morris, George, C, Stanford Tech, 1956
- * Morrison, Dennis, QB, Kansas State, 1974
- * Morton, Dave, LB, UCLA, 1979
- * Morton, John, LB, Texas Christian, 1953
- * Morze, Frank, C, Boston College, 1957-61
- * Moten, Garry, LB, SMU, 1983
- * Mudd, Howard, G, Hillsdale, 1964-69
- * Myers, Chip, E, N.W. Oklahoma, 1967

— N —

- Nehemiah, Renaldo, WR, Maryland, 1982-84
- Nichols, Mark, LB, Colorado State, 1978
- Nicholson, Jim, T, Michigan State, 1981
- * Nix, Jack, E, USC, 1950
- * Nixon, Tony, San Diego State, 1985-87
- * Nomellini, Leo, T, Minnesota, 1950-63
- * Norberg, Hank, E, Stanford, 1946-47
- * Nordquist, Mark, G, Pacific, 1976
- * Norton, Jim, T, Washington, 1965-66
- * Norton, Ray, HB, San Jose State, 1960-61
- * Nunley, Frank, LB, Michigan, 1967-76

— O —

- Obradovich, Jim, TE, USC, 1976
- Odum, Ricky, DB, USC, 1978
- * O'Donahue, Pat, E, Wisconsin, 1952
- Olerich, Dave, E, San Francisco, 1967-68, 1972-73
- * Olszen, Lance, T, Purdue, 1968-69
- * Orosz, Tom, P, Ohio State, 1983
- Osborne, Clancy, LB, Arizona State, 1959-60
- * Owen, Tom, QB, Wichita State, 1974-75
- * Owens, James, WR, UCLA, 1979-80
- * Owens, R.C., HB, College of Idaho, 1957-61

— P —

- * Pace, Jim, HB, Michigan, 1958
- * Palatella, Lou, G, Pittsburgh, 1955-58
- * Paris, William (Bubba), T, Michigan, 1982-87
- * Parker, Don, G, Virginia, 1967
- * Parks, Dave, E, Texas Tech, 1964-67
- * Parks, Limbo, G, Arkansas, 1987
- * Parsons, Earle, HB, USC, 1946-47
- * Patera, Dennis, K, BYU, 1968
- * Patterson, Reno, DE, Bethune-Cookman, 1987
- * Patton, Ricky, RB, Jackson State, 1980-82
- * Pavlich, Chuck, G, Muskegon High (Mich.), 1946
- Peets, Brian, TE, Pacific, 1981
- Penchion, Bob, T, Alcorn A&M, 1974-75
- Peoples, Woody, G, Grambling, 1968-77
- * Perry, Joe, FB, Compton J.C., 1948-60, 1963
- * Perry, Scott, S, Williams, 1980
- * Phillips, Mel, DB, North Carolina A&T, 1966-76
- Pillers, Lawrence, DE, Alcorn A&M, 1980-84
- * Pine, Ed, LB, Utah, 1962-64
- Plunkett, Jim, QB, Stanford, 1976-77
- * Pollard, Darryl, CB, Weber State, 1987
- * Poole, Bob, E, Clemson, 1964-65
- * Powell, Charles, E, San Diego High (Calif.), 1952-53, 1955-57
- * Powers, Jim, HB, USC, 1950-53
- * Puddy, Harold T, Oregon, 1948
- * Puki, Craig, LB, Tennessee, 1980-81

— Q —

- * Quillan, Fred, C, Oregon, 1978-87
- Quilter, Chuck, T, Tyler J.C., 1949

— R —

- * Raines, Mike, DT, Alabama, 1974
- Ramson, Eason, TE, Washington State, 1979-83
- Randle, Sonny, E, Virginia, 1967
- * Randolph, Alvin, DB, Iowa, 1966-70, 1974
- Rasley, Rocky, G, Oregon State, 1976
- * Rathman, Tom, FB, Nebraska, 1986-87
- Reach, Kevin, G, Utah, 1987
- * Reed, Joe, QB, Mississippi State, 1972-74
- * Reese, Archie, DE, Grambling, 1978-81
- Reid, Bill, C, Stanford, 1975
- Remington, Bill, C, Washington State, 1946
- Renfro, Dick, FB, Washington State, 1946
- Reynolds, Jack, LB, Tennessee, 1981-84
- Rhodes, Bruce, DB, San Francisco State, 1976
- Rhodes, Ray, CB, Tulsa, 1980
- * Rice, Jerry, WR, Mississippi Valley State, 1985-87
- Ridgley, Elston, DE, Nevada-Reno, 1987
- * Ridion, Jim, HB, Syracuse, 1957-1962
- Riley, Preston, WR, Memphis State, 1970-72
- Ring, Bill, RB, BYU, 1981-86
- * Rivera, Steve, WR, California, 1976
- Roberson, Vern, DB, Grambling, 1978
- * Roberts, C.R., FB, USC, 1959-62
- * Roberts, Larry, DE, Alabama, 1986-87
- * Robinson, Jimmy, WR, Georgia Tech, 1980
- * Robnett, Ed, HB, Texas Tech, 1947
- * Rock, Walter, T, Maryland, 1963-67
- Rodgers, Del, RB, Utah, 1987
- Rogers, Doug, DE, Stanford, 1986
- * Rohde, Len, T, Utah State, 1960-74
- Roskie, Ken, FB, South Carolina, 1946
- * Rubke, Karl, C, USC, 1957-60, 1962-63, 1965
- * Rucka, Leo, C, Rice, 1956
- Runager, Max, P, South Carolina, 1984-87

— S —

- * Sabuco, Tino, C, San Francisco, 1949
- * Sagely, Floyd, E, Arkansas, 1954-56
- Salata, Paul, E, USC, 1949-50
- * Sandifer, Bill, DT, UCLA, 1974-76
- * Sandifer, Dan, HB, LSU, 1980
- * Sapolu, Jesse, G, Hawaii, 1953, 1987
- * Sardisco, Tony, G, Tulane, 1956
- * Saunders, John, DB, Toledo, 1974-75
- * Satterfield, Alf, T, Vanderbilt, 1947
- * Schabarum, Pete, HB, California, 1951, 1953-54
- Schiechl, John, C, Santa Clara, 1947
- * Schmidt, Henry, T, USC-Trinity (Tex.), 1959-60
- * Schreiber, Larry, RB, Tennessee Tech, 1971-75
- Scoggins, Eric, LB, USC, 1982
- Scott, Ben, HB, Maryland, 1964
- * Seabron, Thomas, LB, Michigan, 1979-80
- Seal, Paul, TE, Michigan, 1977-79
- * Sherkey, Ed, G, Duke-UN-Reno, 1955-56
- * Shaw, Charles, G, Oklahoma State, 1950
- * Shell, Todd, LB, BYU, 1984-87
- * Shelley, Jo Nathan, CB, Mississippi, 1987
- * Sheriff, Stan, LB, Cal Poly-SLO, 1956-57
- Shields, Billy T, Georgia Tech, 1984
- Shoener, Hal, E, Iowa, 1948-50
- Shumann, Mike R, Florida State, 1978-79, 1981
- Shumon, Ron, LB, Wichita State, 1979
- * Sieminski, Charlie, T, Penn State, 1963-65
- Silas, Sam, DE, Southern Illinois, 1969-70
- Simpson, Mike, DB, Houston, 1970-72
- * Simpson, O.J., RB, USC, 1978-79
- Singleton, Ron, T, Grambling, 1977-80
- Sitko, Emil, HB, Notre Dame, 1950
- Skaugstad, Daryle, DT, California, 1983
- * Smith, Charles, E, Abilene Christian, 1956

- Smith, Ernie, HB, Compton J.C., 1955-56
 Smith, George, C, California, 1947
 Smith, J.D., HB, North Carolina A&T, 1956-64
 * Smith, Jerry, G, Wisconsin, 1952-53
 * Smith, Noland, RB, Tennessee State, 1969
 * Smith, Steve, E, Michigan, 1966-67
 * Sneaad, Norman, QB, Wake Forest, 1974-75
 * Sniadecki, Jim, LB, Indiana, 1969-73
 Solomon, Freddie, WR, Tampa, 1978-85
 Soltau, Gordy, E, Minnesota, 1950-58
 * Sparks, Dave, G, South Carolina, 1951
 Spence, Julian, HB, Sam Houston, 1957
 * Spurrier, Steve, QB, Florida, 1967-75
 * Standlee, Norm, FB, Stanford, 1946-52
 * St. Clair, Bob, T, San Francisco-Tulsa, 1953-64
 Steptoe, Jack, WR, Utah, 1978
 Stevens, Mark, QB, Utah, 1987
 * Stickles, Monty, E, Notre Dame, 1960-67
 * Stidham, Howard, LB, Tennessee Tech, 1977
 Stits, Bill, HB, UCLA, 1957-58
 * Stolhandske, Tom, LB, Texas, 1955
 Stover, Jeff, DE, Oregon, 1982-87
 * Strickland, Bishop, FB, South Carolina, 1951
 * Strong, Jim, RB, Houston, 1970
 * Strzykalski, John, HB, Marquette, 1946-52
 * Stuckey, Jim, DE, Clemson, 1980-85
 Sullivan, Bob, HB, Holy Cross, 1948
 Sullivan, John, S, California, 1987
 Susoeff, Nick, E, Washington State, 1946-49
 Sutro, John, T, San Jose State, 1962
 * Swinford, Wayne, DB, Georgia, 1965-67
 Sydney, Harry, FB, Kansas, 1987

— T —

- Tanner, Hamp, T, Georgia, 1951
 Tautolo, Terry, LB, UCLA, 1980-81
 * Taylor, Bruce, CB, Boston U, 1970-77
 Taylor, John, WR, Delaware State, 1987
 Taylor, Roosevelt, S, Grambling, 1969-71
 Teresa, Tony, HB, San Jose State, 1958
 * Thomas, Aaron, E, Oregon State, 1961
 * Thomas, Chuck, C, Oklahoma, 1987
 * Thomas, Jimmy, RB, Texas-Arlington, 1969-73
 * Thomas, John, T, Pacific, 1958-67
 * Thomas, Lynn, DB, Pittsburgh, 1981-82
 Thornton, Rupe, G, Santa Clara, 1946-47
 * Threadgill, Bruce, S, Mississippi State, 1978
 * Tidwell, Billy, HB, Texas A&M, 1954
 * Times, Ken, DT, Southern (La.), 1980
 Titchenal, Bob, E, San Jose State, 1946
 * Tittle, Y.A., QB, LSU, 1951-60
 * Toney, Bob, T, Notre Dame, 1952, 1954-59
 * Trimble, Wayne, DB, Alabama, 1967
 * Tubbs, Jerry, LB, Oklahoma, 1958-59
 * Tucker, Bill, RB, Tennessee A&I, 1967-70
 * Tuissosopo, Manu, DT, UCLA, 1984-86
 * Turner, Keena, LB, Purdue, 1980-87
 Tyler, Wendell, RB, UCLA, 1983-88

— U —

None

— V —

- Van Doren, Bob, E, USC, 1953
 * Vanderbunt, Skip, LB, Oregon State, 1966-77
 Varajon, Mike, FB, Toledo, 1987
 * Vaughan, Ruben, DT, Colorado, 1979

- Vaught, Ted, E, Texas Christian, 1953
 Vetrano, Joe, HB, Southern Mississippi, 1946-49
 Vincent, Ted, DT, Wichita State, 1979-80
 Visger, George, DT, Colorado, 1980
 * Vollenweider, Jim, FB, Miami (Fla.), 1962-63

— W —

- Wagner, Lowell, HB, USC, 1949-53, 1955
 * Wallace, Bev, QB, Compton J.C., 1947-49
 Wallace, Steve, T, Auburn, 1986-87
 * Walker, Elliott, RB, Pittsburgh, 1978
 Walker, Val Joe, HB, SMU, 1957
 Walter, Michael, LB, Oregon, 1984-87
 * Washington, Dave, LB, Alcorn A&M, 1975-76
 * Washington, Gene, WR, Stanford, 1969-76
 * Washington, Tim, CB, Fresno State, 1982
 * Washington, Vic, RB, Wyoming, 1971-73
 * Waters, Bob, QB, Presbyterian, 1960-64
 * Watson, John, T, Oklahoma, 1971-76
 * Webb, Jimmy, DT, Mississippi State, 1975-80
 Wells, Mike, TE, San Diego State, 1987
 Wersching, Ray, K, California, 1977-87
 West, Robert, WR, San Diego State, 1974
 * White, Bob, HB, Stanford, 1951-52
 * Wilcox, Dave, LB, Oregon, 1964-74
 Wilkerson, Jerry, DE, Oregon State, 1980
 * Willard, Ken, FB, North Carolina, 1965-73
 * Williams, Dave, RB, Colorado, 1977
 * Williams, Delfin, RB, Kansas, 1974-77
 * Williams, Gerard, DB, Langston, 1979-80
 * Williams, Herb, CB, Southern (La.), 1980
 * Williams, Howie, HB, Howard, 1963
 Williams, Joel, C, Texas, 1948
 Williams, John, HB, USC, 1954
 * Williams, Newton, RB, Arizona State, 1982
 Williams, Roy, T, Pacific, 1958-64
 * Williams, Vince, FB, Oregon, 1982-83
 * Williamson, Carlton, S, Pittsburgh, 1981-87
 * Wilson, Billy, E, San Jose State, 1951-60
 Wilson, Jerry, LB, Auburn, 1960
 * Wilson, Jim, G, Georgia, 1965-66
 Wilson, Mike, WR, Washington State, 1981-87
 * Windsor, Bob, E, Kentucky, 1967-71
 Winston, Lloyd, FB, USC, 1962-63
 Wismann, Pete, LB, St. Louis, 1949-52, 1954
 * Witcher, Dick, E, UCLA, 1966-73
 * Wittenborn, John, G, Southeast Missouri, 1958-60
 * Wittum, Tom, P, Northern Illinois, 1973-77
 Woitt, John, DB, Mississippi State, 1968-69
 Wondolowski, Bill, WR, Eastern Montana, 1969
 Woods, Don, RB, New Mexico, 1980
 * Woodson, Abe, HB, Illinois, 1958-64
 Woudenberg, John, T, Denver, 1946-49
 * Wright, Eric, CB, Missouri, 1981-87

— X —

None

— Y —

- Yonamine, Wally, HB, Farrington High (Hi.), 1947
 Young, Charlie, TE, USC, 1980-82
 Young, Steve, QB, BYU, 1987
 * Youngelman, Sid, T, Alabama, 1955
 Yowarsky, Walter, C, Kentucky, 1958

— Z —

- Zamiynsky, Zigmund, HB, Villanova, 1946

49ers' Draft Pre-1950

1947 AFFC

- Davis, Glenn
B, Army
1. LeForce, Clyde
B, Tusla, 6
 2. Wiese, Bob
B, Michigan, 14
 3. Duke, Paul
C, Georgia Tech, 22
 4. Samuel, Don
B, Oregon State, 30
 5. Satterfield, Alf
T, Vanderbilt, 38
 6. Zilly, John
E, Notre Dame, 46
 7. Knight, Gene (Red)
B, LSU, 54
 8. Malmberg, Charlie
T, Rice, 62
 9. Leonetti, Bob
G, Wake Forest, 70
 10. Broyles, Frank
QB, Georgia Tech, 78
 11. Tyree, Jim
E, Oklahoma, 86
 12. Robnett, Ed
B, Texas Tech, 94
 13. Slater, Walter
B, Tennessee, 102
 14. Wheeler, Earl
C, Arkansas, 110
 15. Proctor, Les
G, Texas, 118
 16. DeRogatis, Al
T, Duke, 126
 17. Tullos, Earl
T, LSU, 132
 18. Meeks, Bryant
C, South Carolina, 138
 19. Royston, Ed
G, Wake Forest, 144
 20. Bumgardner, Max
E, Texas, 150

1948 AFFC

1. Scott, Joe
B, San Francisco, 5
3. Cason, Jim
B, LSU, 15

4. McCormick, Walt
C, USC, 23
6. Land, Fred
T, LSU, 32
7. O'Reilly, Phil
T, Purdue, 38
9. Luongo, Bill
B, Pennsylvania, 50
11. Steckroth, Bob
E, William & Mary, 62
12. Malinowski, Gene
C, Detroit, 70
13. Modzelski, Len
T, Scranton, 78
14. Rideout, Les
T, Bowling Green, 86
15. Olsonoski, Larry
T, Purdue, 94
16. Matulich, Wally
B, Mississippi State, 102
17. Ravensberg, Bob
E, Indiana, 110
18. Pritula, Bill
T, Michigan, 118
19. Fitzgerald, Art
B, Yale, 126
20. Barbolak, Pete
T, Purdue, 134
21. Loepfe, Dick
T, Wisconsin, 142
22. Heck, Bob
E, Purdue, 150
23. Lanhorne, Floyd
G, Texas Tech, 158
24. Bryant, Goble
B, Pennsylvania, 174
25. Talarico, Bill
B, Pennsylvania, 174
26. Marshall, Everett
T, Pennsylvania, 182
27. Moss, Perry
B, Illinois, 190
28. Bell, Bill
QB, Muhlenberg, 198
29. Siegert, Herb
G, Illinois, 206
30. Williams, Frank
B, Utah State, 214

1949 AFFC

SAN FRANCISCO

1. Stautner, Ernie
T, Boston College
2. Winkler, Jim
T, Texas A & M

1949 AFFC

1. Fritz, Chester
T, Missouri, 7
3. Lovuolo, Frank
E, St. Bonaventure, 20
4. De Nola, Mike
B, Scranton, 28
5. Brodnax, George
E, Georgia Tech, 36
6. Hamberger, John
T, SMU, 44
7. Steigman, Dan
C, North Carolina, 52
8. Reid, Bernie
G, Georgia, 60
9. Wendt, Fred
B, Texas-El Paso, 68
10. Flowers, Dick
T, Alabama, 76
11. Lund, Bob
B, Tennessee, 84
12. Baker, Jon
G, California, 92
13. Reichert, Jim
G, Arkansas, 100
14. Garlin, Don
B, California, 106
15. Wismann, Pete
C, St. Louis, 116
16. Hobbs, Homer
G, Georgia, 124
25. Schoultz, Paul
B, Miami (Ohio), 171
26. Kelly, Jack
T, Louisiana Tech, 176
27. Flanakin, Jasper
E, Baylor, 181
28. Smith, Rudy
T, Louisiana Tech, 186
29. Long, Gordon
B, Arkansas, 191

Maybe it's time you had one for your telecommunications system.



Imagine what it would look like if a football team decided to "wing it" out there on the field without a game plan.

Well, that's exactly what many companies do when it comes to planning and designing telecommunications systems. The results are costly.

That's where we come into play. You see, we can show you the most cost effective way to handle your voice, data, networking

and office automation needs.

Isn't it time you had a game plan for your telecommunications system? Your GTEL account manager will be glad to help you draw one up. Call us at 1-800-237-GTEL.

GTEL
GTE

Official telecommunications consultant to the 49ers.

49ers' All-Time NFL Draft

1950

(January 21-22, 1950)

(Drafted Alternately 9-10)

1. **NOMELLINI, LEO**
T, 6-3, 260, Minnesota
2. **CAMPORA, DON**
T, 6-3, 270, Pacific
3. **COLLINS, RAY**
T, 6-0, 230, LSU
4. **BAILEY, MORRIS**
E, 6-2, 215, Texas Christian
5. **KANE, HARRY**
C, 6-1, 215, Pacific
6. **VAN POOL, DON**
E, 6-3, 225, Oklahoma
7. **BERRY, LINDY**
B, 6-0, 180, Texas Christian
8. **WILLIAMS, ELLERY**
E, 6-2, 200, Santa Clara
9. **ZINACH, PETE**
B, 6-0, 190 West Virginia
10. **CELERI, BOB**
B, 5-10, 175, California
11. **DOW, HARLEY**
T, 6-2, 220, San Jose State
12. **BURKE, DON**
B, 6-0, 235, Southern Cal
13. **CECCONI, LOU**
B, 5-8, 171, Pittsburgh
14. **PAYNE, TOM**
E, 6-2, 200, Santa Clara
15. **GRAMPSEY, LEO**
E, 6-1, 195, St. Bonaventure
16. **SHAW, CHARLEY**
G, 6-3, 195, Oklahoma A & M
17. **VAN METER, CLIFF**
B, 6-1, 198, Tulane
18. **GEMITO, RALPH**
B, 5-11, 180, Kentucky
19. **KLEIN, FORREST**
G, 6-0, 205, California
20. **NIX, JACK**
E, 6-2, 205, Southern Cal
21. **ALKER, GUERIN**
C, 6-1, 207, Loyola
22. **WILSON, BILLY**
E, 6-3, 198, San Jose State
23. **WILLIAMS, JIM**
E, 6-2, 185, Rice
24. **WYMAN, BILL**
T, 6-2, 220, Rice
25. **DUNN, BOB**
G, 6-2, 200, Dayton
26. **POWERS, JIM**
B, 6-0, 183, Southern Cal
27. **JOHNSON, KEN**
G, 6-3, 200, Pacific
28. **HALL, CHARLEY**
B, 6-1, 190, Arizona
29. **WHELAN, BOB**
B, 5-11, 175, Boston U.
30. **STILLWELL, BOB**
E, 6-0, 200, Southern Cal
3. **MIXON, BILL**
HB, 5-11, 197, Georgia
4. **Choice to Cleveland**
5. **STEERE, DICK**
T, 6-3, 225, Drake
6. **STRICKLAND, BISHOP**
HB, 5-10, 195, Southern Cal
7. **FORBES, DICK**
E, 6-2, 215, St. Ambrose
8. **ARENAS, JOE**
HB, 5-11, 180, Omaha
9. **VAN ALSTYNE, BRUCE**
E, 6-3, 205, Stanford
10. **FENER, NICK**
G, 6-0, 220, Georgia
11. **JESSUP, BILL**
E, 6-1, 195, Southern Cal
12. **MONACHINO, JIM**
HB, 5-10, 190, California
13. **MARVIN, DICK**
E, 6-3, 190, Georgia Tech
14. **BERRY, REX**
B, 5-11, 180, Brigham Young
15. **SPARKS, DAVE**
G, 6-1, 228, South Carolina
16. **WHITE, BOB**
B, 5-11, 174, Stanford
17. **MICHALIK, ART**
G, 6-2, 225, St. Ambrose
18. **MURPHY, JIM**
T, 6-3, 240, Xavier
19. **PHILLIPS, JOHN**
B, 6-0, 178, Mississippi State
20. **TATE, AL**
T, 5-11, 210, Illinois
21. **BROWN, HAROLD**
B, 6-0, 195, Tulsa
22. **WINSLOW, DWIGHT**
B, 6-3, 205, Boise J.C.
23. **BRUNSWALD, WALLY**
HB, 6-0, 170, Gustavus Adolphus
24. **KINGSFORD, TOM**
B, 5-11, 180, Montana
25. **PETERSON, MIKE**
E, 6-1, 201, Denver
26. **CARPENTER, KEITH**
T, 6-3, 226, San Jose State
27. **LUNG, RAY**
G, 5-9, 209, Oregon
28. **ROHAN, JACK**
HB, 6-0, 185, Loras College
29. **GARNETT, S.P.**
T, 6-3, 215, Kansas
30. **FASKE, JERRY**
HB, 5-9, 190, Iowa

6. **BEASLEY, JIM**
C, 6-4, 215, Tulsa
7. **ROBISON, DON**
B, 6-1, 190, California
8. **SMITH, JERRY**
T, 6-1, 230, Wisconsin
9. **CHRISTIAN, GLEN**
HB, 5-10, 180, Idaho
10. **WEST, CARL**
B, 6-2, 214, Mississippi
11. **KIMMEL, J.D.**
T, 6-4, 245, Army - Houston
12. **SNYDER, FRED**
E, 6-1, 180, Loyola
13. **YEAGER, RUDY**
T, 6-3, 210, LSU
14. **SIMONS, FRANK**
E, 6-3, 195, Nebraska
15. **NORMAN, HALDO**
E, 6-3, 200, Gustavus Adolphus
16. **MEYERS, BOB**
E, 6-2, 185, Stanford
17. **BALDOCK, AL**
E, 6-2, 200, Southern Cal
18. **CAREY, BILL**
E, 6-4, 219, Michigan State
19. **TALARICO, SAM**
T, 6-0, 207, Indiana
20. **YATES, JESS**
E, 6-2, 190, LSU
21. **OFFIELD, GENE**
E, 5-11, 195, Hardin-Simmons
22. **COZAD, JIM**
T, 6-2, 215, Santa Clara
23. **GLAZIER, BILL**
E, 6-1, 189, Arizona
24. **KREUGER, RALPH**
T, 6-3, 225, California
25. **LAUGHLIN, HENRY**
B, 6-1, 200, Kansas
26. **KANE, DICK**
G, 6-3, 215, Cincinnati
27. **SCHAFF, WALDO**
T, 6-3, 210, Oklahoma A&M
28. **PALUMBO, JOE**
G, 5-10 1/2, 205, Virginia
29. **MOSHER, CHUCK**
E, 6-3, 200, Colorado
30. **PATRICK, DICK**
C, 6-2, 215, Oregon

1953

(January 22, 1953)

(Drafted Alternately 9-B-7)

(A) Bonus Choice: **BABCOCK, HARRY**

1. **(B) STOLIHANDSKE, TOM**
E, 6-2, 210, Texas
2. **MORRIS, GEORGE**
C, 6-3, 235, Georgia Tech
3. **ST. CLAIR, BOB**
T, 6-7, 250, USF-Tulsa
4. **FULLERTON, ED**
B, 6-0, 205, Maryland
5. **MILLER, HAL**
T, 6-4, 240, Georgia Tech
6. **Choice to Chicago Bears**

1952

(January 17, 1952)

(Drafted Alternately 8-9)

1. **McELHENNY, HUGH**
HB, 8-1, 198, Washington
2. **TONEFF, BOB**
T, 6-2, 252, Notre Dame
3. **TIDWELL, BILLY**
HB, 5-9, 178, Texas A&M
4. **CAMPBELL, MARION**
T, 6-3, 245, Georgia
5. **O'DONAHUE, PAT**
E, 6-1, 205, Wisconsin

1951

(January 18-19, 1951)

(Drafted Alternately 2-3)

1. **TITTLE, Y.A.**
QB, 6-0, 190, LSU
2. **SCHABARUM, PETE**
HB, 5-11, 185, California

7. CARR, PAUL
B, 6-0, 205, Houston
8. HÖGLAND, DOUG
T, 6-3, 225, Oregon State
9. LEDYARD, HAL
QB, 6-0½, 185, Chattanooga
10. BROWN, PETE
G, 6-2, 217, Georgia Tech
11. CHARLTON, AL
B, 5-11, 165, Washington State
12. LEACH, CARSON
G, 5-10, 218, Duke
13. EARLEY, BILL
B, 6-1, 198, Washington
14. FLETCHER, TOM
B, 6-0, 195, St. Mary's - Arizona State
15. GENTNER, CHARLEY
T, 6-2, 225, Texas
16. DURIG, FRED
B, 6-1, 200, Bowling Green
17. LATHAM, HUGH
T, 6-3, 225, San Diego State
18. WACHOLZ, STAN
E, 6-3½, 200, San Jose State
19. DUCLOS, KING
E, 6-3, 218, Texas Western
20. HUIZINGA, RAY
T, 6-5, 230, Northwestern
21. BAHNSEN, KEN
B, 5-10, 200, North Texas State
22. ROBBINS, LAVERNE
G, 5-11½, 225, Midwestern
23. HUNT, TRAVIS
T, 6-1, 220, Alabama
24. MORGAN, ED
B, 6-1, 195, Tennessee
25. STOCKERT, ERNIE
E, 6-6, 220, UCLA
26. COOPER, HARLEY
B, 6-1, 195, Arizona State
27. McCLEOD, RALPH
E, 6-4, 205, LSU
28. NOVAKOFF, TOM
B, 6-0, 195, Oregon
29. STILLWELL, DON
E, 6-1, 180, Southern Cal
30. No pick as result of BONUS CHOICE

1954

(January 28, 1954)

(Drafted 10th)

1. FALOWEY, BERNIE
QB, 6-1, 190, Maryland
2. RUCKA, LEO
G, 6-3, 225, Omaha
3. KÖRCHER, STEVE
C, 6-1, 205, George Washington
4. BOXHOLD, CHARLIE
HB, 5-11, 186, Maryland
5. MINCEVICH, FRANK
G, 6-2, 245, South Carolina
6. SAGELY, FLOYD
E, 6-1, 187, Arkansas
7. YOUNGELMAN, SID
T, 6-3, 247, Alabama
8. Choice to Cleveland
9. CONNOLLY, TED
G, 6-3, 230, Santa Clara-Tulsa

10. GOSS, DON
T, 6-5, 260, SMU
11. SKOCKO, JOHN
E, 6-3, 220, Southern Cal
12. EASTERWOOD, HAL
C, 6-0, 195, Mississippi State
13. WILLIAMS, MORGAN
G, 6-1½, 195, Texas Christian
14. WILLIAMS, SAM
HB, 6-1, 190, California
15. PALUMBO, SAM
G, 6-2, 220, Notre Dame
16. FIVEASH, BOBBY
HB, 5-11, 185, Florida State
17. KAUTZ, KARL
T, 6-2, 245, Texas Tech
18. KAY, MORRIS
E, 6-2, 204, Kansas
19. EDMISTON, BOB
T, 6-2, 255, Temple - Michigan State
20. DIPIETRO, FRANK
B, 6-1, 197, Georgia
21. ALSUP, HOWARD
T, 6-4, 230, Middle Tennessee State
22. REYNOLDS, RALPH
B, 6-0, 186, North Texas State
23. FENSTEMAKER, LEROY
QB, 6-2, 205, Rice
24. DANIELS, JERRY
T, 6-1, 230, Tennessee Tech
25. PLATT, JOHN
FB, 6-2, 215, Elon - Kentucky
26. BELLO, PETE
C, 6-0, 205, Pasadena City College
27. BAKER, ED
G, 6-1½, 225, Omaha
28. GARBRECHT, BOB
FB, 6-1, 205, Rice
29. DUNN, TED
B, 6-1, 200, Murray State - Washington (Missouri)
30. FOLKS, DON
E, 6-2, 210, Houston

1955

(January 27-28, 1955)

(Drafted Alternately 8-9)

1. MOEGLE, DICK
HB, 6-0, 180, Rice
2. MORZE, FRANK
T, 6-4, 245, Boston College
3. HARDY, CARROLL
HB, 6-0, 185, Colorado
4. HAZELTINE, MATT
C, 6-2, 201, California
5. KRAEMER, ELDRED
T, 6-3, 235, Pittsburgh
6. LUNA, BOBBY
HB, 5-11, 183, Alabama
7. DEAN, JOHN
QB, 6-1, 195, VPI
- † 8. MEYERS, FRED
QB, 6-2, 205, Oklahoma
- † 9. PREZIOSIO, FRED
T, 6-2, 245, Purdue
10. ASHBACHER, RON
E, 6-3, 220, Oregon State
11. RAYELLA, RUDY
E, 6-3½, 215, Omaha

- † 12. PALATELLA, LOU
T, 6-2, 230, Pittsburgh
13. GASKELL, RICHIE
E, 6-2, 195, George Washington
14. MCKEITHAN, NICK
HB, 6-1, 195, Duke
15. NESS, BURDETTE
G, 6-0, 220, Idaho
16. HALL, JIM
E, 6-2, 195, Auburn
17. NEWTON, BOB
G, 6-2, 220, San Diego State
18. PHEISTER, RON
E, 6-2, 210, Oregon
19. GARZOLI, JOHN
T, 6-7, 265, California
20. DYER, GLEN
QB, 6-5, 200, Texas
21. MADEROS, GEORGE
E, 6-1, 195, Chico State
22. VANN, PETE
QB, 6-1, 189, Army
- † 23. GUNNARI, TOM
T, 6-2, 220, Washington State
24. HEASTON, BOB
G, 6-2, 222, Cal Poly - SLQ
25. WADE, DEWEY
E, 6-1, 225, Kansas State
26. KERR, JOHNNY
E, 6-0, 170, Purdue
- † 27. SHOCKEY, DICK
QB, 6-3, 210, Marquette
28. SANDERS, DON
HB, 6-0, 185, Stanford
- † 29. KNIEDINGER, OTTO
T, 6-2, 230, Penn State
- † 30. GONGOLA, BOB
QB, 6-3, 180, Illinois

1956

(Nov. 29, 1955/Jan. 19, 1956)

(Drafted Alternately 1-2)

1. MORRALL, EARL
QB, 6-1, 190, Michigan State
2. BOSLEY, BRUCE
T, 6-2, 240, West Virginia
3. HERGHMAN, BILL
T, 6-2, 249, Texas Tech
4. PAJACZKOWSKI, FRANK
HB, 6-0, 187, Richmond
5. Choice to Los Angeles
6. SARDISCO, TONY
G-LB, 6-2, 210, Tulane
- † 7. BARNES, LARRY
FB, 6-1, 215, Colorado A&M
8. SMITH, CHARLES
E, 6-2, 200, Abilene Christian
9. COX, JIM
E, 6-3, 190, Cal Poly - SLQ
10. ZALESKI, JERRY
HB, 5-10, 195, Colorado A&M
11. PELL, STEWART
T, 6-4, 225, North Carolina
12. SWEDBERG, ROGER
TE, 6-1, 220, Iowa
13. MOODY, RALPH
HB, 6-0, 195, Kansas
- † 14. OWENS, R.C.
E, 6-3, 205, College of Idaho
15. (A) HENDERSON, REED
G-T, 6-2, 235, Utah State

15. (B) **BOYD, GENE**
(Choice from Pittsburgh)
HB, 6-0, 200, Abilene
Christian
16. **HERRING, GEORGE**
QB, 6-3, 200, Mississippi
Southern
17. **WEIS, RICHARD**
T, 6-1, 230, Mississippi
- †18. **YELVERTON, BILLY**
TE, 6-4, 215, Mississippi
19. **ARRIGONI, PETE**
HB, 6-0, 185, Arizona
20. **SCARBROUGH, BOB**
C-G, 6-1, 210, Auburn
21. **JOYNER, L.C.**
HB-E, 6-1, 165, Contra Costa
J.C.
22. **WESSMAN, CLARENCE**
E, 6-3, 235, San Jose State
23. **MONROE, MIKE**
HB, 6-1, 205, Washington
25. **WALLACE, ED**
G, 6-3, 260, San Diego J.C.
25. **GOAD, PAUL**
HB, 6-0, 200, Abilene
Christian
26. **LOUDD, ROMMIE**
E, 6-0, 215, UCLA
27. **GUSTAFSON, JERRY**
QB, 6-2, 190, Stanford
- †28. **DREW, JERRY**
FB, 5-10, 195, California
29. **BENSON, DEAN**
E, 6-3, 195, Willamette
- †30. **MITCHELL, BOB**
G-T, 6-0, 204, Puget Sound

1957

(November 27, 1956)

(Drafted 2nd)

1. **BRODIE, JOHN**
QB, 6-1, 195, Stanford
2. **WOODSON, ABE**
HB, 5-11, 188, Illinois
(Choice to Los Angeles)
4. (A) **RIDLON, JIM**
HB, 6-1, 195, Syracuse
4. (B) **SANDUSKY, MIKE**
(Choice from Chicago Cardinals)
G, 5-11, 228, Maryland
5. **RUBKE, KARL**
C, 6-4, 235, Southern Cal
6. (A) **HUNTER, JIM**
HB, 6-0, 195, Missouri
6. (B) **RHODES, BILL**
(Choice from Philadelphia)
HB, 6-0, 200, Western State
- †7. **DUGAN, FRED**
E, 6-3, 195, Dayton
8. **PITTS, ERNIE**
E, 6-2, 190, Denver
- †9. **BRUECKMAN, CHARLES**
C-LB, 6-2, 218, Pittsburgh
- †10. **HURST, JERRY**
T, 6-7, 240, Middle Tennessee
- †11. **DAVIS, TOM**
HB, 6-2, 205, LSU
- †12. **SINGTON, FRED**
T-G, 6-1, 225, Alabama
13. **MACKEY, CHARLES**
E, 6-4, 190, Arizona State
14. **WARZEKA, ROM**
T, 6-3, 235, Montana State

- †15. **KAISER, EARL**
HB, 6-0, 190, Houston
16. **KRISTOPAITIS, VIC**
FB, 6-2, 205, Dayton
17. **KUHN, DAVE**
C-LB, 6-1, 220, Kentucky
18. **GUY, RICHARD**
G, 6-3, 225, Ohio State
19. **BABB, GENE**
FB, 6-2, 210, Austin
20. **DeLOACH, SID**
G, 6-1, 220, Duke
21. **WILCOX, FRED**
HB, 6-1, 185, Tulane
22. **TRIPP, PAUL**
T, 6-3, 240, Idaho State
23. **THOMAS, JOHN**
E, 6-5, 215, Pacific
24. **LADNER, JOHN**
E, 6-2, 205, Wake Forest
25. **MEYER, RAY**
FB, 5-11, 210, Lamar Tech
- †26. **TOPPING, TOM**
T-G, 6-2, 215, Duke
27. **VIGIC, DON**
FB, 6-1, 210, Ohio State
28. **CURTIS, BILL**
HB, 6-3, 180, TCU
29. **HALLBECK, VERN**
LB, 6-2, 213, TCU
30. **PARKS, GEORGE**
QB, 6-2, 205, Lamar Tech

1958

(Dec. 2, 1957/Jan. 28, 1958)

(Drafted Alternately 8-9)

1. (A) **PACE, JIM**
(Choice from Pittsburgh)
HB, 6-0, 195, Michigan
1. (B) **KRUEGER, CHARLES**
T, 6-4, 230, Texas A&M
- †2. **NEWMAN, BOB**
QB, 6-2, 190, Washington
State
3. **KOPPE, BOB**
HB, 6-0, 190, Auburn
4. **VARONE, JOHN**
HB, 5-11, 190, Miami
5. **ATKINS, BILL**
HB, 6-1, 200, Auburn
6. **SCHMIDT, HENRY**
T, 6-4, 245, Trinity College
7. Choice to Detroit
8. (A) **MILLS, RON**
HB, 6-1, 180, West Texas
State
- †8. (B) **BURTON, LEON**
(Choice from Chicago Cardinals)
HB, 5-9, 170, Arizona State
9. **TROUTMAN, GEORGE**
C, 6-4, 260, Capitol (Ohio)
- †10. **HECKMAN, VEL**
T, 6-0, 230, Florida
- †11. **WHARTON, ROBERT**
T, 6-2, 238, Houston
12. **WILLIAMS, PETE**
T, 6-1, 225, Lehigh
13. (A) **DUKES, HAROLD**
E, 6-2, 225, Michigan State
13. (B) **YORE, JAMES**
(Choice from Pittsburgh)
FB, 6-2, 225, Indiana
14. **FIELDS, MAX**
HB, 5-10, 185, Whittier
College

15. Choice to Detroit
16. **SHIRKEY, GEORGE**
T, 6-4, 250, Stephen F. Austin
17. **WHITTENBORN, JOHN**
T, 6-2, 238, SE Missouri St.
18. **MORRIS, DENNIT**
G-LB, 6-1, 230, Oklahoma
19. **MUSHATT, RANNIE**
G, 6-4, 244, Grambling
20. **MERTENS, JERRY**
E, 6-0, 185, Drake
21. **CHRISTIAN, DON**
HB, 6-0, 190, Arkansas
22. **HARTMAN, BRUCE**
T, 6-0, 245, Luther College
23. **FIELDS, LARRY**
HB, 6-0, 200, Utah
- †24. **MACKEY, DEE**
E, 6-5, 227, E. Texas St.
25. **KAUZMAREK, BILL**
C, 6-0, 225, SW Missouri St.
- †26. **HILL, HILLARD**
E, 6-1, 188, Southern Cal
27. **WITUCKI, BOB**
E, 6-3, 225, Notre Dame
28. **WARREN, GARLAND**
C, 6-1, 225, No. Texas St.
29. **HODGES, HERMAN**
HB, 6-2, 210, Sam Houston
- †30. **STAHURA, TED**
T, 6-0, 250, Pittsburgh State

1959

(Dec. 2, 1958/Jan. 22, 1959)

(Drafted 6th)

1. (A) **BAKER, DAVE**
HB, 6-0, 190, Oklahoma
1. (B) **JAMES, DAN**
(Choice from Pittsburgh)
C, 6-2, 250, Ohio State
2. **HARRISON, BOB**
LB, 6-2, 227, Oklahoma
3. **DOVE, EDDIE**
HB, 6-2, 183, Colorado
4. **CLARK, MONTE**
DT, 6-6, 260, Southern Cal
5. **GEREMIA, FRANK**
T, 6-3, 255, Notre Dame
6. **BAVARO, WALLY**
T, 6-4, 245, Holy Cross
- †7. (A) **COLCHICO, DAN**
E, 6-4, 225, San Jose State
7. (B) **ROGERS, DON**
(Choice from Chicago Cardinals)
LB, 6-2, 245, South Carolina
8. **AKIN, LEWIS**
E, 6-4, 210, Vanderbilt
9. **GREEN, ROBERT**
HB, 5-11, 175, Florida
10. **NAGURSKI, BRONKO**
T, 6-2, 225, Notre Dame
11. **HAYS, JACK**
HB, 6-2, 190, Trinity College
12. **KORUTZ, BILL**
C, 6-2, 250, Dayton
13. **LOPASKY, BILL**
G, 6-2, 235, West Virginia
14. **DUKES, MICHAEL**
FB-LB, 6-3, 218, Clemson
15. **BELLAND, JOE**
HB, 5-10, 182, Arizona State
16. **COOK, BOB**
HB, 6-3, 185, Idaho State

17. JURCZAK, JEROME
C, 6-2½, 220, St. Benedict's
18. COWLEY, JACK
T, 6-2, 210, Trinity College
- †19. OSBORNE, TOM
HB, 6-3, 195, Hastings
(Nebraska)
- †20. DEESE, TOBY
T, 6-2, 222, Georgia Tech
21. CARR, LUTHER
HB, 5-10, 185, Washington
22. McQUEEN, BURNIO
E, 6-3, 200, North Carolina
A&T
23. BOLLAHAN, BRUCE
T, 6-3, 225, Illinois
24. CHUDY, CRAIG
E, 6-3, 200, UCLA
- †25. GEE, ROY
G, 6-2, 200, Trinity College
26. YOUNG, ED
E, 6-2, 215, Louisville
27. SEMENKO, MEL
T, 6-2, 220, Colorado
28. McCUSKEY, MIKE
HB, 6-0, 185, Washington
29. BOLTON, JACK
T, 6-3, 235, Puget Sound
30. CARTER, LOWELL
E-LB, 6-3, 230, Denver

1960

(November 30, 1959)

(Drafted Alternately 10-11)

1. STICKLES, MONTY
E, 6-3, 232, Notre Dame
- † 2. (A) KAMMERER, CARL
LB, 6-3, 237, Pacific
2. (B) MAGAC, MIKE
(Choice from Washington)
G, 6-2, 225, Missouri
3. BREEDLOVE, ROD
C-LB, 6-2, 215, Maryland
4. WORTON, RAY
HB, 6-2, 184, San Jose State
5. ROHDE, LEN
T, 6-4, 235, Utah State
6. MURCHISON, OLA
E, 6-3, 211, Pacific
7. WATERS, BOB
QB, 6-2, 188, Presbyterian
8. (A) MATHIS, BILL
(Choice from Washington)
HB, 6-1, 200, Clemson
8. (B) FUGLER, MAX
C-LB, 6-2, 224, LSU
9. WADSWORTH, BOB
C-LB, 6-2, 220, Auburn
10. BRANCH, MEL
E, 6-2, 220, LSU
11. (A) PITTS, ED
(Choice from Pittsburgh)
T, 6-2, 230, South Carolina
- †11. (B) HANSEN, ERNEST
C, 6-4, 250, Arizona State
12. WILLIAMS, JIM
T, 6-1, 255, North Carolina
College
- †13. HINSHAW, DEAN
T, 6-5, 240, Idaho State
14. CAMPBELL, GARY
QB, 6-0, 199, Whittier
15. DOWDLE, MIKE
FB-LB, 6-4, 225, Texas
16. HEINEKE, JIM
T, 6-2, 230, Wisconsin

17. GONSOLIN, AUSTIN
HB, 6-3, 205, Baylor
18. ROBINSON, CARL
T, 6-5, 245, South Carolina
State
19. PATE, BOBBY
HB, 6-0, 175, Presbyterian
20. WOODWARD, JIM
T, 6-5, 228, Lamar Tech

1961

(Dec. 27-28, 1960)

(Drafted Alternately 9-10)

1. (A) JOHNSON, JIM
(Choice from Pittsburgh)
HB, 6-2, 184, UCLA
1. (B) CASEY, BERNIE
FB, 6-4, 215, Bowling Green
1. (C) KILMER, BILL
(Choice from New York via
Baltimore)
QB, 6-0, 190, UCLA
2. LAKES, ROLAND
C-T, 6-4, 245, Wichita
3. COOPER, BILL
FB, 6-2, 215, Muskingum
4. (A) THOMAS, AARON
(Choice from Pittsburgh)
E, 6-3, 208, Oregon
4. (B) MESSER, DALE
HB, 5-10, 175, Fresno
5. (A) McCREARY, BOB
T, 6-5, 250, Wake Forest
- † 5. (B) MILLER, CLARK
(Choice from Dallas)
T, 6-5, 245, Utah State
- † 6. McCLELLAN, MIKE
HB, 6-0, 185, Oklahoma
7. PURDIN, RAY
HB, 6-0, 185, Northwestern
8. PLUMLEY, NEILL
T, 6-6, 240, Oregon State
- † 9. (A) DONOHUE, LEDN
(Choice from Pittsburgh)
T, 6-4, 245, San Jose State
9. (B) NIND, EVERISTO
T, 6-4, 243, E. Texas State
10. HYNES, PAUL
HB, 6-0, 210, Louisiana Tech
11. PARRILLI, TONY
LB, 6-1, 220, Illinois
- †12. COFFEY, DON
E, 6-2, 190, Memphis State
13. (A) HACKLER, TOMMY
(Choice from Pittsburgh)
E, 6-4, 217, Tennessee
- †13. (B) FINCKE, JULIUS
T, 6-3, 260, McNeess State
14. WORRELL, BILL
T, 6-2, 240, Georgia
- †15. SAMS, BOB
T, 6-2, 250, Central State
(Okla.)
16. FULLER, CHARLIE
HB, 5-11, 170, San Francisco
State
17. JEWELL, TOM
G, 6-1, 240, Idaho State
- †18. McFARLAND, KAY
E-HB, 6-2, 180, Colorado
State
19. SIMPSON, TOM
C-OT, 6-3, 245, Davidson
20. PEERY, JERRY
G-OT, 6-3, 245, Central State
(Oklahoma)

1962

(December 4, 1961)

(Drafted 8th)

1. ALWORTH, LANCE
HB, 6-0, 180, Arkansas
2. PINE, ED
LB, 6-4, 230, Utah
3. ADAMS, BILLY RAY
FB, 6-2, 215, Mississippi
- † 4. (A) DEAN, FLOYD
LB, 6-4, 245, Florida
- † 4. (B) SIEMINSKI, CHARLIE
(Choice from Dallas)
DT, 6-4, 245, Penn State
5. (A) WOODS, TED
(Choice from St. Louis Cardinals)
HB, 6-1, 194, Colorado
- † 5. (B) LIND, MIKE
FB, 6-2, 215, Notre Dame
6. (A) LUHNOW, KEITH
(Choice from Washington)
FB, 6-3, 220, Santa Ana J.C.
6. (B) BROWN, JERRY
(Choice from Pittsburgh)
G, 6-1, 230, Mississippi
6. (C) WINTER, BILL
G, 6-1, 235, West Virginia
7. BURRELL, JOHN
E, 6-3, 190, Rice
8. VOLLENWEIDER, JAMES
HB-FB, 6-1, 210, Miami (Fla.)
9. ROBERTS, JIM
T, 6-3, 240, Mississippi
10. COUSTILLAC, REGIS
C, 6-2, 224, Pittsburgh
11. JEPSON, LARRY
C, 6-5, 230, Furman
12. McPIKE, MILTON
E, 6-2, 225, Kirtksville
Teachers
13. PIEROVICH, GEORGE
LB-FB, 6-2, 225, California
14. EASTERLY, DICK
DB, 5-11, 185, Syracuse
15. OSBORNE, RAY
T, 6-6, 235, Mississippi State
16. FRANK, RON
T, 6-6, 232, So. Dakota State
17. FOLTZ, WALLY
E, 6-3, 218, De Pauw
18. BROWN, GARY
T, 6-2, 239, Illinois
19. BURTON, BOB
T, 6-2, 250, Murray State
20. McFARLAND, ROGER
DB, 6-1, 183, Kansas

1963

(December 3, 1962)

(Drafted Alternately 8-7)

1. ALEXANDER, KERMIT
HB, 5-11, 186, UCLA
2. ROCK, WALTER
OT-OT, 6-5, 240, Maryland
3. LISBON, DON
HB, 6-0, 190, Bowling Green
- † 4. Choice to Chicago
- † 4. (A) ROSDAHL, HARRISON
(Choice from Philadelphia)
G, 6-4, 245, Penn State
4. (B) CAMPBELL, HUGH
(Choice from Washington)
E, 6-1, 184, Washington State
- † 5. (A) BURKE, VERN
E, 6-4½, 201, Oregon

- † 5. (B) **PILOT, JIM**
(Choice from Pittsburgh)
FB, 6-1, 205, New Mexico State
5. (C) **MOELLER, GARY**
(Choice from Chicago)
LB, 6-1, 224, Ohio State
6. **EMERICK, PAT**
LG, 6-2, 238, Western Michigan
7. **DeCOURLEY, ERNEST**
DT, 6-5, 250, Moorehead State
- † 8. **LOCKE, ROGER**
E, 6-2, 185, Arizona State
- † 9. **MACZUZAK, JOHN**
T, 6-5, 245, Pittsburgh
10. **LÓPDUR, DICK**
HB, 6-2, 214, Huron
11. **SHAFFER, STEVE**
QB, 6-0, 185, Utah State
12. **DENTON, ROBERT**
T, 6-2, 240, Mississippi State
13. **SCHULTZ, DICK**
T, 6-3, 240, Ohio University
14. **TOBIN, BILL**
HB, 5-11, 210, Missouri
- † 15. **ROSS, OLLIE**
FB, 6-0, 215, West Texas State
16. **BOGDALEK, JIM**
DT, 6-4, 245, Toledo
17. **REED, KEN**
G, 6-0, 230, Tulsa
- † 18. **SELLERS, JOHN**
T, 6-2, 220, Bakersfield J.C.
19. **PRICE, BOB**
G, 6-1, 230, North Texas State
20. **DAVIS, DON**
B, 5-11, 220, McMurry

1964

(December 2, 1963)

(Drafted 1st)

1. **PARKS, DAVE**
E, 6-2, 195, Texas Tech
2. **MIRA, GEORGE**
QB, 5-11, 183, Miami (Fla.)
3. **WILCOX, DAVE**
LB, 6-3, 230, Oregon
- † 4. **WILSON, JAMES**
G, 6-3, 244, Georgia
5. **JOHNSON, RUDY**
FB, 5-11, 200, Nebraska
- † 6. **LEWIS, GARY**
FB, 6-2½, 227, Arizona State
7. **CLARKE, HAGWOOD**
DB, 6-0, 195, Florida
- † 8. (A) **DAUGHERTY, BOB**
HB, 6-2, 185, Tulsa
- (B) **POOLE, BOB**
(Choice from Washington)
TE, 6-4, 216, Clemson
9. **MUDD, HOWARD**
G, 6-3, 237, Hillsdale
- † 10. **PDLSER, FRED**
T, 6-5, 235, East Texas State
11. **ALMQUIST, DENNIS**
G, 6-1, 218, Idaho
- † 12. **LONG, JIM**
FB, 6-1, 202, Fresno State

13. **BROWN, ROBERT**
DT, 6-5, 263, Arkansas A&M
14. **BEARD, ED**
T, 6-2, 235, Tennessee
15. **GRIFFIN, JAMES**
E, 6-3½, 230, Grambling
- † 16. **GORDON, CORNELL**
DB, 5-11, 180, North Carolina A&T
- † 17. **BRUSVAN, KEN**
T, 6-4, 223, Oregon State
- † 18. **COLE, JERRY**
E, 6-4, 215, Southwest Texas State
19. **RAWSON, LARRY**
B, 5-11, 209, Auburn
20. **BAKER, GENE**
G, 6-1, 235, Whitworth

1965

(November 28, 1964)

(Drafted 2nd)

1. (A) **WILLARD, KEN**
FB, 6-2, 230, North Carolina
- (B) **DOWNNELLY, GEORGE**
(Choice from Cleveland)
DB, 6-3, 202, Illinois
2. **CERNE, JOE**
C, 6-2, 237, Northwestern
3. (A) **SCHWEICKERT, BOB**
(Choice from N.Y. Giants)
HB, 6-1, 191, Virginia Poly.
- (B) **NORTON, JIM**
T, 6-4, 247, Washington
- (C) **CHAPPLE, JACK**
(Choice from Baltimore)
LB, 6-2, 225, Stanford
- † 4. **TODD, LARRY**
FL, 6-1, 190, Arizona State
- † 5. **McCORMICK, DAVE**
T, 6-6, 250, LSU
- Choice to Cleveland
7. Choice to Green Bay
8. Choice to Minnesota
9. **SWINFORD, WAYNE**
DB, 6-0½, 185, Georgia
- † 10. **CAPPADONA, ROBERT**
HB, 6-2, 225, Northeastern
- † 11. **MASS, STEVE**
T, 6-2, 270, Detroit
- † 12. **PLUMP, DAVE**
HB, 6-0, 190, Fresno State
13. **SCHUMACHER, GREG**
LB, 6-3, 230, Illinois
14. **ANDRUSKI, FRANK**
DB, 6-0, 185, Utah
15. **PABIAN, JOE**
T, 6-3, 270, West Virginia
- † 16. **HETTEMA, DAVE**
T, 6-3½, 230, New Mexico
17. **FRKETICH, LEM**
E, 6-3, 220, Oregon State
- † 18. **STANDRIDGE, LEON**
E, 6-3, 220, San Diego State
19. **FORD, DALE**
QB-DB, 6-1, 200, Washington State
- † 20. **DUNCAN, DENNIS**
HB, 6-1, 200, Louisiana College

1966

(November 27, 1966)

(Drafted Alternately 10-11)

1. **HINDMAN, STAN**
DE-G, 6-3, 235, Mississippi
- † 2. **WINDSOR, BOB**
E, 6-4, 224, Kentucky
3. (A) **RANDOLPH, ALVIN**
(Choice from Dallas)
DB, 6-2, 193, Iowa
- (B) **BLAND, DAN**
DB, 5-11, 190, Mississippi State
- † 4. **PARKER, DON**
G, 6-3, 240, Virginia
5. (A) **PHILLIPS, MEL**
(Choice from Dallas)
DB, 6-0, 190, North Carolina A&T
- (B) **SMITH, STEVE**
TE, 6-5, 240, Michigan
6. **JOHNSON, CHARLES**
DT, 6-2, 266, Louisville
7. Choice to Baltimore
8. **WITCHER, DICK**
E, 6-3, 210, UCLA
9. **KRAMER, KENT**
TE, 6-5, 235, Minnesota
10. **SBRANTI, RON**
LB, 6-2, 228, Utah
11. **RIDLEHUBER, PRESTON**
DB, 6-2, 195, Georgia
12. **LOEBACH, LYALL**
T, 6-5, 248, Simpson
- † 13. **JACKSON, JIM**
DB, 5-11, 185, Western Illinois
- † 14. **COLLETT, ELMER**
G, 6-4, 225, San Francisco State
- † 15. **SAFFOLD, S.T.**
E, 6-3, 205, San Jose State
16. **LeCLAIR, JIM**
QB, 6-1, 195, C.W. Post
17. **BRELAND, JIM**
G, 6-2, 230, Georgia Tech
- † 18. **PARSON, RON**
E, 6-5, 240, Austin Peay
- † 19. **FITZGERALD, DICK**
T, 6-1, 250, Nebraska
20. **WALKER, WILLIE**
LB, 6-3, 220, Baylor

1967

(March 14, 1967)

(Drafted alternately 11-13)

1. (A) **SPURRIER, STEVE**
(Choice from Atlanta)
QB, 6-2, 203, Florida
- (B) **BANASZEK, CAS**
LB, 6-3, 245, Northwestern
2. **HOLZER, TOM**
T, 6-4, 248, Louisville
3. (A) **NUNLEY, FRANK**
(Choice from Pittsburgh)
LB, 6-2, 230, Michigan
- (B) **TUCKER, BILL**
HB, 6-2, 232, Tennessee A&I
4. **TRIMBLE, WAYNE**
DB, 6-3, 205, Alabama
5. Choice to Atlanta
6. **CUNNINGHAM, DOUG**
HB, 5-11, 185, Mississippi

7. JACKSON, MILT
DB, 6-3, 185, Tulsa
8. JOHNSON, WALTER
LB, 6-4, 235, Tuskegee
9. BRIGGS, BOB
T, 6-3, 248, Heidelberg
10. MYERS, PHIL (Chip)
FL, 6-4, 185, Northwest Oklahoma
11. CARMANN, KEN
DT, 6-4, 265, Kearney
(Nebraska)
12. HALL, JAMES
LB, 6-3, 230, Tuskegee
13. GIBBS, RICH
DB, 6-1, 187, Iowa
14. LABLANC, DALTON
FL, 5-11, 175, Northeast
Louisiana
15. SPENCER, CLARENCE
FL, 6-4, 200, Louisville
16. TEMPLEMAN, BART
C, 6-3, 248, Eastern Montana
17. TALBOTT, DAN
QB, 6-0, 180, North Carolina

1968

(January 30-31, 1968)
(Drafted alternately 14-15)

1. BLUE, FORREST
C, 6-5, 248, Auburn
2. Choice to St. Louis
3. (A) OLSEN, LANCE
(Choice from Detroit)
T, 6-5, 267, Purdue
3. (B) VANDERBUNDT, SKIP
LB, 6-3, 234, Oregon
4. FULLER, JOHN
E, 6-0, 175, Lamar Tech
5. LEE, DWIGHT
RB, 6-2, 190, Michigan State
6. (A) JOHNSON, LEO
(Choice from New Orleans)
FL, 6-2, 185, Tennessee State
6. (B) BELK, BILL
DE, 6-3, 240, Maryland State
7. RICHARDSON, JERRY
LB, 6-2, 218, Mississippi
8. (A) BROWN, CHARLES
(Choice from N.Y. Giants)
T, 6-5, 246, Augustana
8. (B) GRAY, TOM
FL, 5-9, 174, Morehead State
9. BOYETT, CASEY
E, 6-1, 188, Brigham Young
10. HART, TOMMY
LB, 6-3, 215, Morris Brown
11. FITZGIBBONS, DENNIS
G, 6-1, 260, Syracuse
12. JOHNSON, HENRY
QB, 6-0, 180, Fisk
13. MITRAKOS, TOM
C, 6-4, 220, Pittsburgh
14. MOORE, ALEX
RB, 6-1, 200, Norfolk State
15. SPENCER, CLARENCE
FL, 6-2, 188, Louisville
16. ROSENOW, TOM
DT, 6-3, 250, Northern Illinois
17. PATERA, DENNIS
K, 6-0, 214, Brigham Young

1969

(January 28-29, 1969)
(Drafted 16th)

1. (A) KWALICK, TED
(Choice from New Orleans)
TE, 6-4, 230, Penn State
1. (B) WASHINGTON, GENE
FL, 6-1, 186, Stanford
2. Choice to Pittsborgh via Cleveland
3. Choice to Dallas
4. (A) SNIADOCKI, JIM
(Choice from Detroit)
LB, 6-2, 220, Indiana
4. (B) MOORE, GENE
RB, 6-1, 200, Occidental
5. EDWARDS, EARL
DT, 6-6, 276, Wichita State
6. THOMAS, JIM
RB, 6-1, 216, Texas-Arlington
7. VAN SINDEREN, STEVE
T, 6-4, 255, Washington State
8. LOPER, MIKE
T, 6-4, 230, Brigham Young
9. CRAWFORD, NILTON
DB, 6-1, 195, Grambling
10. CHAPPLE, DAVE
K, 6-1, 180, Santa Barbara
11. PEAKE, WILLIE
T, 6-3, 260, Aicorm A&M
12. O'MALLEY, JACK
T, 6-4, 250, Southern Cal
13. CHAMPLIN, PAUL
DB, 6-0, 194, Eastern Montana
14. BLACK, TOM
FL, 6-1, 192, East Texas State
15. GOLDEN, GARY
DB, 6-0, 179, Texas Tech
16. HOSKINS, BOB
LB, 6-2, 235, Wichita State
17. RUSHINS, JOE
LB, 6-2, 216, Memphis State

1970

(January 27-28, 1970)
(Drafted 9th)

1. (A) HARDMAN, CEDNICK
DE, 6-3, 250, North Texas
State
1. (B) TAYLOR, BRUCE
(Choice from Washington)
DB, 6-0, 180, Boston U.
2. Choice to Los Angeles
2. ISENBARGER, JOHN
(Choice from Philadelphia via Los
Angeles)
RB, 6-3, 205, Indiana
3. Choice to Kansas City
4. WASHINGTON, VIC
WR, 5-11, 180, Wyoming
5. McARTHUR, GARY
T, 6-5, 247, Southern Cal
6. CLARK, RUSTY
QB, 6-2, 212, Houston
7. STRONG, JIM
RB, 6-2, 204, Houston
8. CAMPBELL, CARTER
LB, 6-3, 214, Weber State
9. RILEY, PRESTON
WR, 6-1, 180, Memphis State
10. SCHREIBER, LARRY
RB, 6-0, 193, Tennessee Tech

11. CROCKETT, DANNY
WR, 6-1, 170, Toledo
12. TANT, BILL
T, 6-4, 245, Dayton
13. VANDERSLICE, JIM
LB, 6-3, 220, Texas Christian
14. KING, JACK
G, 6-2, 245, Clemson
15. DELSIGNORE, DAVE
WR, 6-0, 175, Youngstown
State
16. PERKINS, PRODUS
WR, 6-0, 178, Livingstone
College
17. CULTON, MIKE
P, 5-11, 195, LaVerne College

1971

(January 28-29, 1971)
(Drafted alternately 18-19)

1. ANDERSON, TIM
CB, 5-11, 201, Ohio State
2. (A) JANET, ERNIE
(Choice from Green Bay)
G, 6-4, 243, Washington
2. (B) ORDUNA, JOE
RB, 6-0, 194, Nebraska
3. (A) DICKERSON, SAM
(Choice from Philadelphia)
WR, 6-2, 196, Southern Cal
3. (B) PARKER, WILLIE
C, 6-3, 238, North Texas State
4. HARRIS, TONY
RB, 6-3, 191, Toledo
5. (A) SHATERNICK, DEAN
(Choice from Chicago)
T, 6-5, 244, Kansas State
5. (B) WELLS, GEORGE
(Choice from N.Y. Giants)
LB, 6-1, 240, New Mexico State
5. (C) HUFF, MARTY
LB, 6-2, 239, Michigan
6. BRESLER, AL
WR, 6-1, 185, Auburn
7. WATSON, JOHN
T, 6-4, 251, Oklahoma
8. McCANN, JIM
P, 6-2, 170, Arizona State
9. COUCH, THERMAN
LB, 6-2, 218, Iowa State
10. (A) CARDO, RON
(Choice from New Orleans)
RB, 6-3, 254, Wisconsin State
10. (B) JENKINGS, ERNIE
WR, 6-0, 170, Air Force
11. NEED, JOE
QB, 6-1, 196, Mississippi State
12. BUNCH, JIM
DT, 6-3, 254, Wisconsin State
13. BULLOCK, JOHN
RB, 5-11, 216, Purdue
14. DUNSTAN, BILL
LB, 6-4, 217, Utah State
15. LENNON, JOHN
DE, 6-3, 221, Colgate
16. PURCELL, DAVE
DT, 6-4, 260, Kentucky
17. CHARLTON, LEROY
CB, 6-2, 180, Florida A&M

1972

(February 1-2, 1972)

(Drafted alternately 19-18)

1. BEASLEY, TERRY
WR, 5-11, 185, Auburn
2. (A) MCGILL, RALPH
(Choice from N.Y. Giants)
CB, 6-0, 181, Tulsa
2. (B) BARRETT, JEAN
T, 6-6, 253, Tulsa
3. DUNBAR, ALLEN
WR, 6-0, 196, Southern
4. HALL, WINDLAN
CB, 5-11, 170, Arizona State
5. GREENE, MIKE
LB, 6-4, 233, Georgia
6. WALKER, JACKIE
SS, 6-0, 186, Tennessee
7. HARDY, EDGAR
G, 6-4, 233, Jackson State
8. WITTUM, TOM
P, 6-1, 185, Northern Illinois
9. BROWN, JERRY
CB, 5-10, 170, Northwestern
10. WILLIAMS, STEVE
DT, 6-4, 251, Western Carolina
11. LAPUTKA, TOM
DE, 6-4, 235, Southern Illinois
12. SETZLER, STEVE
DE, 6-3, 232, St. Johns
13. PETTIGREW, LEON
T, 6-5, 228, San Fernando
Valley State
14. GUTHRIE, ERIC
QB, 6-0, 200, Boise State
15. MADDOX, BOB
DE, 6-6, 235, Frostburg State
16. DAVIS, RON
G, 6-2, 235, Virginia State
17. ALEXANDER, TED
RB, 6-0, 192, Langston

1973

(January 30-31, 1973)

(Drafted alternately 18-19)

1. HOLMES, MIKE
CB, 6-1, 180, Texas Southern
2. HARPER, WILLIE
(Choice from N.Y. Giants)
LB, 6-2, 205, Nebraska
2. Choice to St. Louis
3. Choice to Denver via Washington
4. Choice to San Diego via
Washington
5. (A) FULK, MIKE
(Choice from Chicago)
LB, 6-3, 229, Indiana
5. (B) BEVERLY, ED
WR, 5-11, 172, Arizona State
6. MOORE, ARTHUR
DT, 6-5, 253, Tulsa
7. MITCHELL, JOHN
LB, 6-3, 229, Alabama
8. ATKINS, DAVID
RB, 6-1, 202, Texas - El Paso
9. PRAETORIUS, ROGER
RB, 6-3, 228, Syracuse
10. HUNT, CHARLIE
LB, 6-3, 218, Florida State
11. DAHLBERG, TOM
RB, 6-2, 209, Gustavus
Adolphus

12. PETTUS, LARRY
T, 6-4, 228, Tennessee State
13. KELSO, ALAN
C, 6-5, 244, Washington
14. MORRISON, DENNIS
QB, 6-3, 207, Kansas State
15. BETTIGA, MIKE
WR, 6-3, 181, Humboldt State
16. OVEN, MIKE
TE, 6-4, 205, Georgia Tech
17. ERICKSON, BOB
G, 6-3, 240, North Dakota State

1974

(January 29-30, 1974)

(Drafted 10th)

1. (A) JACKSON, WILBUR
RB, 6-1, 205, Alabama
1. (B) SANDIFER, BILL
(Choice from New England)
DT, 6-6, 278, UCLA
2. (A) FAHNHORST, KEITH
DT, 6-6, 248, Minnesota
2. (B) WILLIAMS, DELVIN
(Choice from Washington)
RB, 6-1, 197, Kansas
3. Choice to St. Louis
4. (A) HASLER, CLINT
(Choice from N.Y. Jets via New
Orleans)
WR, 6-0, 189, Michigan
4. Choice to New Orleans
4. (B) JOHNSON, SAMMY
(Choice from Green Bay)
RB, 6-1, 217, North Carolina
5. Choice to New Orleans
6. RAINES, MIKE
DT, 6-6, 255, Alabama
7. JOHNSON, KERMIT
RB, 5-11, 189, UCLA
8. SCHNEITZ, JIM
T, 6-3, 253, Missouri
9. MOORE, MANFRED
RB, 6-1, 190, Southern Cal
10. GASPARD, GLEN
LB, 6-1, 210, Texas
11. BATTLE, GREG
S, 5-11, 188, Colorado State
12. HULL, TOM
LB, 6-3, 229, Penn State
13. OWEN, TOM
QB, 6-1, 195, Wichita State
14. WILLIAMSON, WALT
DE, 6-4, 225, Michigan
15. GRAY, LEONARD
TE, 6-8, 240, Long Beach State
16. CONNORS, JACK
DB, 5-11, 185, Oregon
17. STANLEY, LEVI
G, 6-2, 250, Hawaii

1975

(January 28-29, 1975)

(Drafted alternately 10-9)

1. WEBB, JIMMY
DT, 6-5, 248, Mississippi State
2. COLLINS, GREG
LB, 6-3, 228, Notre Dame
3. Choice to N.Y. Giants
3. (A) HART, JEFF
(Choice from Buffalo)
T, 6-5, 266, Oregon State
3. (B) MIKE-MAYER, STEVE
(Choice from Washington)
K, 6-0, 180, Maryland
3. (C) BAKER, WAYNE
(Choice from St. Louis)
DT, 6-6, 260, Brigham Young
4. (A) ELAM, CLEVELAND
(Choice from New Orleans)
DE, 6-3, 240, Tennessee State
4. (B) OLIVER, FRANK
DB, 6-1, 189, Kentucky State
5. BULLOCK, WAYNE
RB, 6-0, 232, Notre Dame
6. Choice to Kansas City
7. Choice to Buffalo
8. KENDRICK, PRESTON
LB, 6-1, 217, Florida
9. (A) JOHNSON, JAMES
DB, 6-2, 195, Tennessee State
9. (B) NATALE, DAN
(Choice from Philadelphia)
TE, 6-3, 223, Penn State
9. (C) DOUGLAS, CEASER
(Choice from St. Louis)
T, 6-5, 272, Illinois Wesleyan
10. LAYTON, DONNIE
RB, 6-0, 190, South Carolina
State
11. HERNANDEZ, GENE
DB, 6-2, 173, Texas Christian
12. WORLEY, RICK
QB, 6-1, 195, Howard Payne
13. MITCHELL, DALE
LB, 6-3, 211, Southern Cal
14. HENSON, DAVID
WR, 6-3, 173, Abilene Christian
15. LAVIN, RICH
TE, 6-5, 223, Western Illinois
16. Choice to Baltimore
17. Choice to Baltimore

1976

(April 8-9, 1976)

(Drafted alternately 4 & 3)

1. Choice to New England
1. Choice from Houston to New
England
2. (A) CROSS, RANDY
C, 6-3, 245, UCLA
2. (B) LEWIS, EDDIE
(Choice from Tampa Bay)
CB, 6-0, 172, Kansas
3. Choice from New Orleans in
Kansas City
3. Choice to Dallas
4. RIVERA, STEVE
(Choice from Philadelphia)
WR, 5-11, 190, California
4. Choice to N.Y. Giants
5. Choice to Cincinnati
5. LEONARD, TONY
(Choice from Detroit)
CB, 5-11, 170, Virginia Union
6. (A) PENNYWELL, ROBERT
LB, 6-1, 222, Grambling
6. (B) BULL, SCOTT
(Choice from St. Louis)
DB, 6-5, 209, Arkansas
7. CHESLEY, JAY
DB, 6-1, 184, Vanderbilt
8. AYERS, JOHN
T, 6-5, 238, West Texas State
9. HARRISON, KERRY
WR, 6-0, 170, Southern
Methodist

10. ROSS, RUBIN
T, 6-4, 248, Washington State
11. HOFER, PAUL
RB, 6-0, 186, Mississippi
12. LOPER, GERALD
G, 6-2, 245, Florida
13. BRUMFIELD, LARRY
CB, 6-0, 171, Indiana State
14. MILLER, JOHNNY
G, 6-1, 241, Livingstone
15. STIDHAM, HOWARD
LB, 6-2, 214, Tennessee Tech
16. LEWIS, REGGIE
DE, 6-1, 215, San Diego State
17. JENKINS, DARRYL
RB, 6-2, 235, San Jose State

1977

(May 3-4, 1977)
(Drafted 16th)

1. Choice to New England
2. Choice to New England
3. BOYD, ELMO
(Choice from Houston)
WR, 5-11, 185, Eastern Kentucky
3. Choice to N.Y. Jets
4. BLACK, STAN
S, 6-0, 204, Mississippi State
5. Choice to Buffalo
6. (A) BURNS, MIKE
(Choice from Buffalo)
CB, 6-0, 184, Southern Cal
6. (B) HARLAN, JIM
C, 6-5, 241, Howard Payne
7. VAN WAGNER, JIM
RB, 6-0, 202, Michigan Tech
8. Choice to N.Y. Giants
9. POSEY, DAVID
K, 5-11, 167, Florida
10. Choice to Tampa Bay
11. BILLICK, BRIAN
TE, 6-5, 232, Brigham Young
12. MARTIN, SCOTT
T, 6-4, 257, North Dakota

1978

(May 2-3, 1978)
(Drafted 7th)

1. (A) MacAfee, KEN
TE, 6-4, 250, Notre Dame
1. (B) BUNZ, DAN
(Choice from Miami)
LB, 6-4, 230, Long Beach State
2. Choice to Buffalo
2. DOWNING, WALT
(Choice from Chicago)
G, 6-3, 254, Michigan
3. Choice to Buffalo
3. HUGHES, ERNIE
(Choice from Baltimore)
G, 6-3, 253, Notre Dame
4. LeCOUNT, TERRY
WR, 5-10, 172, Florida
5. Choice to Baltimore
5. (A) REESE, ARCHIE
(Choice from Houston via Kansas City and Chicago)
DT, 6-3, 263, Clemson

5. (B) THREADGILL, BRUCE
(Choice from Miami)
DB, 6-0, 190, Mississippi State
6. Choice from Minnesota to Washington
6. WALKER, ELLIOTT
RB, 5-11, 193, Pittsburgh
7. QUILLAN, FRED
C, 6-5, 240, Oregon
8. Choice to Washington
9. (A) REDDEN, HERMAN
DB, 6-2, 190, Howard
9. (B) MOORE, DEAN
(Choice from Detroit)
LB, 6-2, 210, Iowa
9. (C) McDANIELS, STEVE
(Choice from Denver)
T, 6-6, 276, Notre Dame
10. CONNELL, MIKE
P, 6-1, 200, Cincinnati
11. McCRAy, WILLIE
DE, 6-5, 234, Troy State
12. (A) IRONS, DAN
T, 6-7, 260, Texas Tech

1979

(May 3-4, 1979)
(Drafted 1st)

1. Choice to Buffalo
2. OWENS, JAMES
RB, 5-11, 188, UCLA
3. Choice to Seattle
3. MONTANA, JOE
(Choice from Dallas via Seattle)
QB, 6-2, 200, Notre Dame
4. Choice to Buffalo
5. (A) SEABRON, TOM
LB, 6-3, 209, Michigan
5. (B) ALDRIDGE, JERRY
(Choice from Detroit)
RB, 6-2, 220, Angelo State
6. VAUGHAN, RUBEN
DT, 6-2, 264, Colorado
7. FRANCIS, PHIL
FB, 6-1, 205, Stanford
8. Choice to Green Bay
9. HAMILTON, STEVE
DE, 6-3, 240, Missouri
10. (A) CLARK, DWIGHT
WR, 6-3, 204, Clemson
10. (B) BALLAGE, HOWARD
(Choice from Tampa Bay)
CB, 6-1, 182, Colorado
11. McBRIDE, BILLY
DB, 6-1, 187, Tennessee State
12. COMMONS, ROD
(78 Supplemental Draft)
RB, 6-2, 190, Southern Cal

1980

(April 29-30, 1980)
(Drafted alternately 2 & 1)

1. Choice to N.Y. Jets
1. (A) COOPER, EARL
(Choice from N.Y. Jets)
RB, 6-2, 227, Rice
1. (B) STUCKEY, JIM
(Choice from Denver via N.Y. Jets)
DE, 6-4, 245, Clemson
2. Choice to Buffalo

2. Choice from Detroit to Minnesota
2. TURNER, KEENA
(Choice from Minnesota)
LB, 6-2, 219, Purdue
3. Choice to Los Angeles
3. (A) MILLER, JIM
(Choice from Minnesota)
P, 5-11, 183, Mississippi
3. (B) PUKI, CRAIG
(Choice from Washington via Los Angeles)
LB, 6-1, 231, Tennessee
4. (A) CHURCHMAN, RICKY
SS, 6-1, 193, Texas
4. (B) HODGE, DAVID
(Choice from New England via Los Angeles)
LB, 6-2, 221, Houston
5. TIMES, KEN
DT, 6-2, 246, Southern
6. WILLIAMS, HERB
CB, 6-0, 198, Southern
7. Choice to Cincinnati
8. Choice to Oakland
8. LEOPOLD, BOBBY
(Choice from Oakland)
LB, 6-1, 215, Notre Dame
9. Choice to Detroit via Kansas City
9. HARTWIG, DAN
(Choice from Oakland)
QB, 6-3, 212, Cal Lutheran
10. Choice to Pittsburgh
11. Choice to Miami
12. Choice to Pittsburgh

1981

(April 28-29, 1981)
(Drafted alternately 8-10)

1. LOTT, RONNIE
DB, 6-0, 199, Southern Cal
2. (A) HARTY, JOHN
(Choice from Washington)
DT, 6-4, 253, Iowa
2. Choice to Chicago
2. (B) WRIGHT, ERIC
(Choice from Chicago)
DB, 6-1, 180, Missouri
3. WILLIAMSON, CARLTON
DB, 6-0, 204, Pittsburgh
4. Choice to Dallas
5. (A) THOMAS, LYNN
DB, 5-11, 181, Pittsburgh
5. (B) JONES, ARINGTON
(Choice from Chicago)
FB, 6-0, 230, Winston-Salem
6. KUBLER, PETE
DT, 6-4, 255, Penn State
7. Choice to Philadelphia
8. WHITE, GARRY
RB, 5-11, 201, Minnesota
9. Choice to Cincinnati
10. Choice to Baltimore
11. DeBOSE, RON
TE, 6-5, 229, UCLA
12. (A) OGLIVIE, MAJOR
RB, 5-11, 202, Alabama
12. (B) ADAMS, JOE
(Choice from Pittsburgh)
QB, 6-3, 185, Tennessee State

1982

(April 27-28, 1982)

(Drafted 27th)

1. Choice to New England
2. PARIS, WILLIAM "BUBBA"
(Choice from New England)
T, 6-6, 293, Michigan
2. Choice from Washington to New England
2. Choice to New England
3. Choice to San Diego
4. Choice to New England
5. WILLIAMS, NEWTON
RB, 5-10, 204, Arizona State
6. WILLIAMS, VINCE
(Choice from Oakland)
FB, 6-0, 231, Oregon
6. Choice to New Orleans
7. FERRARI, RON
LB, 6-0, 212, Illinois
8. Choice to New Orleans
9. CLARK, BRYAN
QB, 6-2, 196, Michigan State
10. (A) McLEMORE, DANA
(Choice from Tampa Bay)
DB, 5-10, 183, Hawaii
10. (B) BARBIAN, TIM
DT, 6-3, 230, Western Illinois
11. GIBSON, GARY
LB, 6-1, 215, Arizona
12. WASHINGTON, TIMOTHY
CB, 5-9, 184, Fresno State

1983

(April 26-27, 1983)

(Drafted alternately 5-8)

1. Choice to San Diego
2. Choice to L.A. Rams
2. CRAIG, ROGER
(Choice from San Diego)
RB, 6-0, 222, Nebraska
3. MONTGOMERY, BLANCHARD
(Choice from L.A. Rams)
LB, 6-2, 236, UCLA
3. Choice to L.A. Rams
4. Choice from Denver to L.A. Rams
4. HOLMDE, TOM
DB, 6-2, 180, Brigham Young
5. ELLISON, RIKI
LB, 6-2, 220, Southern Cal
6. Choice to Tampa Bay
7. MOTEN, GARY
LB, 6-1, 210, Southern Methodist
8. Choice to San Diego
9. MULARKEY, MIKE
TE, 6-4, 245, Florida
9. Choice from Cleveland to Chicago
10. MERRELL, JEFF
NT, 6-4, 264, Nebraska
11. SAPOLU, JESSE
G-C, 6-4, 260, Hawaii
12. Choice to Chicago

1984

(May 1-2, 1984)

(Drafted alternately 23-24)

1. SHELL, TODD
LB, 6-4, 225, Brigham Young
2. Choice to L.A. Raiders
2. FRANK, JOHN
(Choice from L.A. Raiders)
TE, 6-3, 225, Ohio State

3. McINTYRE, GUY

(Choice from St. Louis)

G, 6-3, 271, Georgia

3. Choice to St. Louis

4. Choice from Tampa Bay to Seattle

4. Choice to San Diego

5. (A) CARTER, MICHAEL

(Choice from Atlanta)

DT, 6-2, 281, Southern Methodist

5. Choice from Denver to Atlanta

5. Choice to St. Louis

5. (B) FULLER, JEFF

(Choice from Washington, via L.A. Raiders)

LB-S, 6-2, 216, Texas A&M

6. Choice to Atlanta

7. Choice to New England

8. Choice to San Diego

9. (A) MILLER, LEE

(Choice from Chicago)

DB, 6-1, 186, Cal State-Fullerton

9. (B) HARMON, DERRICK

RB, 5-10, 202, Cornell

10. MORITZ, DAVE

WR, 6-0, 181, Iowa

11. PENDLETON, KIRK

WR, 6-3, 191, Brigham Young

12. Choice from Chicago to Miami

12. Choice to San Diego

1985

(April 30-May 1, 1985)

(Drafted 28th)

1. RICE, JERRY
(Choice from New England)
WR, 6-2, 200, Mississippi Valley State
1. Choice to New England
2. Choice to New England
3. MOORE, RICKY
(Choice from New England)
FB, 5-11, 236, Alabama
3. Choice to New England
4. Choice to Buffalo
5. COLLIE, BRUCE
T, 6-6, 275, Texas Arlington
6. BARRY, SCOTT
QB, 6-2, 190, UC-Davis
7. Choice to San Diego
8. Choice to New England
9. Choice to San Diego
10. Choice to Seattle
11. WOOD, DAVID
DE, 6-4, 255, Arizona
12. CHUMLEY, DONALD
DT, 6-4, 259, Georgia

1986

(April 29-30, 1986)

(Drafted 18th)

1. Choice to Dallas
 1. Choice from Dallas to Buffalo
 2. Choice from Buffalo to Detroit
 2. ROBERTS, LARRY
(Choice from Detroit)
DE, 6-3, 264, Alabama
 2. Choice to Washington
 3. (A) RATHMAN, TOM
(Choice from Buffalo)
FB, 6-1, 232, Nebraska
 3. (B) McKYER, TIM
(Choice from Philadelphia)
CB, 6-0, 174, Texas-Arlington
3. Choice from Detroit to L.A. Rams
 3. (C) TAYLOR, JOHN
WR, 6-1, 185, Delaware State
 4. (A) HALEY, CHARLES
(Choice from Cleveland via L.A. Rams)
LB, 6-5, 230, James Madison
 4. (B) WALLACE, STEVE
(Choice from Washington via L.A. Rams)
T, 6-5, 276, Auburn
 4. (C) FAGAN, KEVIN
DT, 6-3, 260, Miami (Fla.)
 5. Choice to San Diego
 5. MILLER, PAT
(Choice from Dallas)
LB, 6-1, 220, Florida
 6. Choice to Washington
 6. GRIFFIN, DON
(Choice from N.Y. Jets)
FS, 6-0, 176, Middle Tennessee State
 7. Choice to New England
 8. (A) POPP, JIM
(Choice from Philadelphia)
TE, 6-5, 239, Vanderbilt
 8. (B) STRIPES, ROOSEVELT
('85 Supplemental Draft)
RB, 5-9, 175, Florida State
 9. CHERRY, TONY
RB, 5-7, 187, Oregon
 10. (A) STINSON, ELLISTON
WR, 5-10, 175, Rice
 10. (B) HALLMAN, HAROLD
(Choice from Washington)
NG, 5-11, 234, Auburn
 11. Choice to San Diego
 12. Choice to Tampa Bay

1987

(April 28, 1987)

(Drafted 22nd)

1. (A) BARTON, HARRIS
T, 6-3, 280, North Carolina
1. (B) FLAGLER, TERRENCE
(Choice from Washington)
RB, 5-0, 200, Clemson
2. BRETEL, JEFF
(Choice from Philadelphia)
G, 6-4, 280, Southern California
2. Choice to Tampa Bay
3. Choice to Buffalo
4. Choice to Tampa Bay
5. JOKISCH, PAUL
WR, 6-7, 230, Michigan
6. WHITE, BOB
LB, 6-2, 246, Penn State
7. DeLINE, STEVE
K, 5-11, 180, Colorado State
8. GRAYSON, DAVID
LB, 6-2, 220, Fresno State
9. SHELLEY, JoNATHAN
CB, 6-0, 176, Mississippi
10. PAYE, JOHN
(Choice from New England via L.A. Raiders)
QB, 6-3, 205, Stanford
11. Choice to L.A. Raiders from Philadelphia via 49ers
11. NICHOLAS, CALVIN
WR, 6-4, 208, Grambling
12. Choice to L.A. Raiders

1988

(April 24-25, 1988)

(Drafted 25th)

1. Choice to L.A. Raiders
2. (A) STUBBS, DANNY
(Choice from L.A. Raiders)
DE, 6-4, 260, Miami (Fla.)
2. (B) HOLT, PIERCE
(Choice from Philadelphia via
Tampa Bay)
DE/DT, 6-4, 280, Angelo State


2. Choice to Tampa Bay
3. ROMANOWSKI, BILL
LB, 6-4, 231, Boston College
4. HELTON, BARRY
(Choice from Chicago via L.A.
Raiders)
P, 6-3, 205, Colorado)
4. Choice to Tampa Bay
5. Choice to N.Y. Jets
5. Choice to Buffalo
6. Choice to Tampa Bay

7. BRYANT, KEVIN
LB, 6-2, 223, Delaware State
8. CLARKSON, LARRY
T, 6-7, 303, Montana
9. BONNER, BRIAN
LB, 6-1, 220, Minnesota
10. FOLEY, TIM
K, 5-10, 210, Georgia Southern
11. BROOKS, CHET
CB, 5-11, 191, Texas A&M
12. MIRA, JR., GEORGE
LB, 6-0, 230, Miami (Fla.)



SAN FRANCISCO'S FIRST FOUR SELECTIONS OF '88 DRAFT
Left to right: Bill Romanowski (3); Pierce Holt (2B); Danny Stubbs (2A); and Barry Helton (4).

RECORDS



Club Career Leaders

RUSHING (Yards)

Player	No.	Yds.	Avg.	Long	TD
1. Perry, Joe (1950-60, 1963)	1,475	7,344	4.9	78t	50
2. Willard, Ken (1965-73)	1,582	5,930	3.7	69t	45
3. Smith, J.D. (1956-64)	1,007	4,370	4.3	80t	37
4. McElhenny, Hugh (1952-60)	877	4,288	4.9	89t	35
5. Craig, Roger (1983- —)	964	4,069	4.2	71	34
6. Tyler, Wendell (1983-86)	624	3,112	5.0	40	17
7. Williams, Delvin (1974-77)	669	2,966	4.4	80t	20
8. Jackson, Wilbur (1974-79)	745	2,955	3.9	80	10
9. Washington, Vic (1971-73)	483	1,813	3.8	42	14
10. Hofer, Paul (1976-81)	416	1,746	4.2	47	16

PASSING (Completions)

Player	Att.	Comp.	Pct.	Yds.	TD	Int.
1. Brodie, John (1957-73)	4,491	2,469	.550	31,548	214	224
2. Montana, Joe (1979- —)	3,276	2,084	.636	24,552	172	89
3. Tittle, Y.A. (1951-60)	2,194	1,226	.559	16,016	108	134
4. DeBerg, Steve (1977-80)	1,201	670	.558	7,220	37	60
5. Spurrier, Steve (1967-75)	840	441	.525	5,250	33	48
6. Albert, Frank (1946-52)	601	316	.526	3,847	27	43
7. Plunkett, Jim (1976-77)	491	254	.517	3,285	22	30
8. Snead, Norman (1974-75)	237	138	.582	1,705	11	11
9. Kemp, Jeff (1986)	200	119	.595	1,554	11	8
10. Mira, George (1964-68)	240	112	.467	1,711	17	14
19. Young, Steve (1987- —)	69	37	.536	570	10	0

RECEIVING (Catches)

Player	No.	Yds.	Avg.	Long	TD
1. Clark, Dwight (1979-87)	506	6,750	13.3	80t	48
2. Wilson, Billy (1951-60)	407	5,902	14.5	77t	49
3. Washington, Gene (1969-77)	371	6,664	17.9	79t	59
4. Craig, Roger (1983- —)	358	3,234	9.0	73	14
5. Solomon, Freddie (1978-85)	310	4,873	15.7	93t	42
6. Casey, Bernie (1961-66)	277	4,008	14.5	68t	27
7. Willard, Ken (1965-73)	273	2,156	7.8	62	16
8. Soltau, Gordy (1950-58)	249	3,487	14.0	54t	25
9. Cooper, Earl (1980-85)	213	1,908	9.0	73t	12
10. Parks, Dave (1964-67)	208	3,334	16.0	83t	27
13. Rice, Jerry (1985- —)	200	3,575	17.9	66t	40

RECEIVING (Yards)

Player	No.	Yds.	Avg.	Long	TD
1. Clark, Dwight (1979-87)	506	6,750	13.3	80t	48
2. Washington, Gene (1969-77)	371	6,664	17.9	79t	59
3. Wilson, Billy (1951-60)	407	5,902	14.5	77t	49
4. Solomon, Freddie (1978-85)	310	4,873	15.7	93t	42
5. Casey, Bernie (1961-66)	277	4,008	14.5	68t	27
6. Rice, Jerry (1985- —)	200	3,575	17.9	66t	40
7. Soltau, Gordy (1950-58)	249	3,487	14.0	54t	25
8. Parks, Dave (1964-67)	208	3,334	16.0	83t	27
9. Craig, Roger (1983- —)	358	3,234	9.0	73	14
10. Stickles, Monty (1960-67)	207	2,993	14.5	54	14

SCORING (Total Points)

Player	TD	PAT	FG	TOTAL
1. Wersching, Ray (1977- —)	—	409	190	979
2. Davis, Tommy (1959-69)	—	348	130	738
3. Soltau, Gordy (1950-58)	25	284	70	644
4. Gossett, Bruce (1970-74)	—	163	99	460
5. Willard, Ken (1965-73)	61	—	—	366
6. Washington, Gene (1969-77)	59	—	—	354
7. Perry, Joe (1950-60, 1963)	57	6	1	351
8. McElhenny, Hugh (1952-60)	51	—	—	306
9. Wilson, Billy (1951-60)	49	—	—	294
10. Craig, Roger (1983- —)	48	0	0	288
Clark, Dwight (1979-87)	48	0	0	288
Solomon, Freddie (1978-85)	48	0	0	288
13. Rice, Jerry (1985- —)	43	0	0	258

FIELD GOALS (Made)

Player	Att.	Made	Pct.	Long
1. Wersching, Ray (1977- —)	261	190	.727	53
2. Davis, Tommy (1959-69)	276	130	.471	53
3. Gossett, Bruce (1970-74)	153	99	.641	54
4. Soltau, Gordy (1950-58)	138	70	.507	43
5. Mike-Mayer, Steve (1975-76)	56	30	.536	54
6. Gavric, Momcilo (1969)	11	3	.273	32
7. Bahr, Matt (1981)	6	2	.333	47
7. Patera, Dennis (1968)	8	2	.250	21
9. Wittum, Tom (1977)	2	1	.500	28
9. Perry, Joe (1950-60, 1963)	6	1	.167	14

INTERCEPTIONS (Number)

Player	No.	Yds.	Avg.	Long	TD
1. Johnson, Jim (1961-76)	47	615	13.1	63	2
2. Lott, Ronnie (1981- —)	38	524	13.8	83t	5
3. Alexander, Kermit (1963-69)	36	499	13.7	66t	1
4. Hicks, Dwight (1979-85)	30	586	19.5	72	3
5. Wagner, Lowell (1950-53, 1955)	25	331	13.2	40	0
6. Berry, Rex (1951-56)	22	404	18.4	44t	3
7. Baker, Dave (1959-61)	21	294	14.0	40	0
8. Moegle, Dick (1955-59)	20	232	11.6	40	1
9. Taylor, Bruce (1970-77)	18	201	11.2	70	0
10. Williamson, Carlton (1981- —)	17	294	17.3	82	1
12. Wright, Eric (1981- —)	14	221	17.0	60t	2

INTERCEPTIONS (Yards)

Player	No.	Yds.	Avg.	Long	TD
1. Johnson, Jim (1961-76)	47	615	13.1	63	2
2. Hicks, Dwight (1979-85)	30	586	19.5	72	3
3. Lott, Ronnie (1981- —)	38	524	13.8	83t	5
4. Alexander, Kermit (1963-69)	36	499	13.7	66t	1
5. Berry, Rex (1951-56)	22	404	18.4	44t	3
6. Wagner, Lowell (1950-53, 1955)	25	331	13.2	40	0
7. Baker, Dave (1959-61)	21	294	14.0	40	0
Williamson, Carlton (1981- —)	17	294	17.3	82	1
9. Moegle, Dick (1955-59)	20	232	11.6	40	1
10. Wright, Eric (1981- —)	14	221	17.0	60t	2

PUNTING (Yards)

Player	No.	Yds.	Avg.	Long	Bk.
1. Davis, Tommy (1959-69)	511	22,841	44.7	82	2
2. Wiltum, Tom (1973-77)	380	15,494	40.8	68	9
3. Runager, Max (1984- —)	281	11,370	40.5	62	4
4. Spurrier, Steve (1967-75)	230	8,818	38.3	61	1
5. Miller, Jim (1980-82)	214	8,686	40.6	80	1
6. Albert, Frank (1946-52)	139	5,828	41.9	70	0
7. McCann, Jim (1971-72)	113	4,439	39.3	63	1
8. Connell, Mike (1978)	96	3,583	37.3	59	0
9. Jessup, Bill (1951-52, 54-58)	75	3,076	41.0	63	0
10. Orosz, Tom (1983-84)	70	2,747	39.2	61	1

PUNT RETURNS (Yards)

Player	No.	Yds.	Avg.	Long	TD
1. McLemore, Dana (1982-87)	142	1,531	10.8	93t	4
2. Taylor, Bruce (1970-77)	142	1,323	9.3	76	0
3. McGill, Ralph (1972-76)	105	964	9.2	54	1
4. Woodson, Abe (1958-64)	105	949	9.0	85t	2
5. Solomon, Freddie (1978-85)	106	804	7.6	57t	2
6. Alexander, Kermit (1963-69)	120	782	6.5	70t	2
7. Arenas, Joe (1951-57)	124	774	6.2	67t	1
8. McElhenny, Hugh (1952-60)	99	648	6.5	94t	1
9. Leonard, Tony (1976-78)	65	473	7.3	60t	1
10. Griffin, Don (1986- —)	47	456	9.7	76t	1

PUNT RETURNS (Number)

Player	No.	Yds.	Avg.	Long	TD
1. McLemore, Dana (1982-87)	142	1,531	10.8	93t	4
Taylor, Bruce (1970-77)	142	1,323	9.3	76	0
3. Arenas, Joe (1951-57)	124	774	6.2	67t	1
4. Alexander, Kermit (1963-69)	120	782	6.5	70t	2
5. Solomon, Freddie (1978-85)	106	804	7.6	57t	2
6. McGill, Ralph (1972-76)	105	964	9.2	54	1
7. Woodson, Abe (1958-64)	105	949	9.0	85t	2
8. McElhenny, Hugh (1952-60)	99	648	6.5	94t	1
9. Leonard, Tony (1976-78)	65	473	7.3	60t	1
10. Hicks, Dwight (1979-85)	54	403	7.5	39	0
11. Griffin, Don (1986- —)	47	456	9.7	76t	1

KICKOFF RETURNS (Yards)

Player	No.	Yds.	Avg.	Long	TD
1. Woodson, Abe (1958-64)	166	4,873	29.4	105t	5
2. Arenas, Joe (1951-57)	139	3,798	27.3	96	1
3. Alexander, Kermit (1963-69)	137	3,271	23.9	56	0
4. Washington, Vic (1971-73)	84	2,178	25.9	98t	1
5. Owens, James (1979-80)	72	1,728	24.0	101t	2
6. Cunningham, Doug (1967-73)	68	1,613	23.7	94	0
7. Monroe, Carl (1983-87)	71	1,569	22.1	95t	1
8. McElhenny, Hugh (1952-60)	65	1,494	22.9	55	0
9. Hofer, Paul (1976-81)	68	1,474	21.7	48	0
10. McLemore, Dana (1982-87)	54	1,108	20.5	50	0

Club Leaders By Years

RUSHING

Year	Player	Att.	Yds.	Avg.	Long	NFL/NFC	
						TD	Rank
1946	Standlee, Norm	134	683	5.1	—	2	—
1947	Strzykalski, John	143	906	6.3	50	5	—
1948	Strzykalski, John	141	915	6.5	—	4	—
1949	Perry, Joe	115	783	6.8	59	8	—
1950	Perry, Joe	124	647	5.2	78t	5	5
1951	Perry, Joe	136	677	5.0	58t	3	5
1952	Perry, Joe	158	725	4.6	78t	8	3
1953	Perry, Joe	192	1,018	5.3	51t	10	1
1954	Perry, Joe	173	1,049	6.1	58	8	1
1955	Perry, Joe	156	701	4.5	42	2	5
1956	McElhenny, Hugh	185	916	5.0	86t	8	3
1957	McElhenny, Hugh	102	478	4.7	61	1	15
1958	Perry, Joe	125	758	6.1	73t	4	3
1959	Smith, J.D.	207	1,036	5.0	73t	10	2
1960	Smith, J.D.	174	780	4.5	41	5	5
1961	Smith, J.D.	167	823	4.9	33	8	5
1962	Smith, J.D.	258	907	3.5	28	6	6
1963	Smith, J.D.	162	560	3.5	52t	5	13
1964	Kopay, Dave	75	271	3.6	18	0	32
1965	Willard, Ken	189	778	4.1	32	5	4
1966	Willard, Ken	191	763	4.0	49	5	5
1967	Willard, Ken	169	510	3.0	20	5	17
1968	Willard, Ken	227	967	4.3	69t	7	2
1969	Willard, Ken	171	557	3.3	18	7	13
1970	Willard, Ken	236	789	3.3	20	7	9/6
1971	Willard, Ken	216	855	4.0	49	4	15/9
1972	Washington, Vic.	141	468	3.3	33	3	42/20
1973	Washington, Vic	151	534	3.5	25	8	32/15
1974	Jackson, Wilbur	174	705	4.1	64	0	17/8
1975	Williams, Delvin	117	631	5.4	52	3	21/13
1976	Williams, Delvin	248	1,203	4.9	80t	7	3/2
1977	Williams, Delvin	268	931	3.5	40	7	10/5
1978	Simpson, O.J.	161	593	3.7	34	1	39/19
1979	Hofer, Paul	123	615	5.0	47	7	33/17
1980	Cooper, Earl	171	720	4.2	47	5	23/12
1981	Patton, Ricky	152	543	3.6	28	4	35/16
1982	Moore, Jeff	85	281	3.3	19	4	37/16
1983	Tyler, Wendell	176	856	4.9	39	4	19/10
1984	Tyler, Wendell	246	1,262	5.1	40	7	5/5
1985	Craig, Roger	214	1,050	4.9	62t	9	13/8
1986	Craig, Roger	204	830	4.1	25	7	13/8
1987	Craig, Roger	215	815	3.8	25	3	8/5

PASSING

Year	Player	Att.	Comp.	Pct.	Yds.	TD	Int.	NFL/NFC	
								Rating	Rank
1946	Albert, Frank	197	104	52.9	1,404	14	14	—	—
1947	Albert, Frank	242	128	52.9	1,692	18	15	—	—
1948	Albert, Frank	264	154	58.3	1,990	29	10	—	—
1949	Albert, Frank	260	129	49.6	1,862	27	16	—	—
1950	Albert, Frank	306	155	50.7	1,767	14	23	52.6	8

1951	Albert, Frank	166	90	50.7	1,116	5	10	60.2	8
1952	Tittle, Y.A.	208	106	51.0	1,407	11	12	66.4	5
1953	Tittle, Y.A.	259	149	57.5	2,121	20	16	84.0	3
1954	Tittle, Y.A.	295	170	57.6	2,205	9	9	78.4	7
1955	Tittle, Y.A.	287	147	51.2	2,185	17	28	56.5	4
1956	Tittle, Y.A.	218	124	56.9	1,641	7	12	68.5	7
1957	Tittle, Y.A.	279	176	63.1	2,157	13	15	79.6	6
1958	Tittle, Y.A.	208	120	57.7	1,467	9	15	59.1	3
1959	Tittle, Y.A.	199	102	51.3	1,331	10	15	58.2	4
1960	Brodie, John	207	103	49.8	1,111	6	9	57.8	5
1961	Brodie, John	283	155	54.8	2,588	14	12	84.5	4
1962	Brodie, John	304	175	57.6	2,272	18	16	78.1	6
1963	McHan, Lamar	195	83	42.3	1,243	8	11	54.3	15
1964	Brodie, John	392	193	49.2	2,498	14	16	64.3	12
1965	Brodie, John	391	242	61.9	3,112	30	16	95.2	3
1966	Brodie, John	427	232	54.3	2,810	16	22	65.5	8
1967	Brodie, John	349	168	48.1	2,013	11	16	57.5	11
1968	Brodie, John	404	234	57.9	3,020	22	21	77.9	3
1969	Brodie, John	347	194	55.9	2,405	16	15	74.9	7
1970	Brodie, John	378	223	59.0	2,941	24	10	93.9	1/1
1971	Brodie, John	387	208	53.7	2,642	18	24	64.7	12/6
1972	Spurrier, Steve	269	147	54.6	1,983	18	16	76.2	8/5
1973	Spurrier, Steve	157	83	52.9	882	4	7	59.2	21/13
1974	Owen, Tom	184	88	47.8	1,327	10	15	54.8	25/11
1975	Snead, Norm	189	108	57.1	1,337	9	10	77.2	11/5
1976	Plunkett, Jim	243	126	51.9	1,592	13	16	62.8	17/8
1977	Plunkett, Jim	248	128	51.6	1,693	9	14	62.1	17/8
1978	DeBerg, Steve	302	137	45.4	1,570	8	22	39.8	28/17
1979	DeBerg, Steve	578	347	60.0	3,652	17	21	70.3	13/5
1980	Montana, Joe	273	176	64.5	1,795	15	9	87.8	5/4
1981	Montana, Joe	488	311	63.7	3,565	19	12	88.2	4/1
1982	Montana, Joe	346	213	61.6	2,613	17	11	87.9	5/3
1983	Montana, Joe	515	332	64.5	3,910	26	12	94.6	5/3
1984	Montana, Joe	432	279	64.6	3,630	28	10	102.9	2/1
1985	Montana, Joe	494	303	61.3	3,653	27	13	91.3	3/1
1986	Montana, Joe	307	191	62.2	2,236	8	9	80.7	9/2
1987	Montana, Joe	398	266	66.8	3,054	31	13	102.1	1/1

RECEIVING (Based on Number of Catches)

Year	Player	No.	Yds.	Avg.	Long	NFL/NFC	
						TD	Rank
1946	Beals, Alyn	40	586	14.7	—	10	—
1947	Beals, Alyn	47	655	13.9	54	10	—
1948	Beals, Alyn	46	591	12.8	—	14	—
1949	Beals, Alyn	44	678	15.4	—	12	—
1950	Loyd, Alex	32	402	12.6	38	0	18
1951	Sohtau, Gordy	59	826	14.0	48t	7	2
1952	Sohtau, Gordy	55	774	14.1	49t	7	4
1953	Wilson, Billy	51	840	16.5	61t	10	6
1954	Wilson, Billy	60	830	13.8	43	5	2
1955	Wilson, Billy	53	831	15.7	72t	7	2
1956	Wilson, Billy	60	889	14.8	77t	5	1
1957	Wilson, Billy	52	757	14.6	40	6	1
1958	Conner, Clyde	49	512	10.4	26	5	5
1959	Wilson, Billy	44	540	12.3	57t	4	6

1960	Conner, Clyde	38	531	14.0	65t	2	1
1961	Owens, R.C.	55	1,032	18.8	54	5	7
1962	Casey, Bernie	53	819	15.5	48t	6	11
1963	Casey, Bernie	47	762	16.2	68t	7	14
1964	Casey, Bernie	58	808	13.9	63t	4	6
1965	Parks, Dave	80	1,344	16.8	53t	12	1
1966	Parks, Dave	66	974	14.8	65t	5	3
1967	Witcher, Dick	46	705	15.3	63t	3	17
1968	McNeil, Clifton	71	994	14.0	65t	7	1
1969	Washington, Gene	51	711	13.9	52	3	10
	Cunningham, Doug, RB	51	484	9.5	58	0	11
1970	Washington, Gene	53	1,100	20.8	79t	12	4/3
1971	Kwalick, Ted	52	664	12.8	42t	5	4/2
1972	Washington, Gene	46	918	20.0	62t	12	13/7
1973	Kwalick, Ted	47	729	15.5	48	5	10/6
1974	Schreiber, Larry, RB	30	217	7.2	16	1	60/36
1975	Washington, Gene	44	735	16.7	68t	9	31/10
1976	Washington, Gene	33	457	13.8	55t	6	52/25
	Jackson, Wilbur, RB	33	324	9.8	32	1	53/27
1977	Washington, Gene	32	638	19.9	47t	5	52/22
1978	Solomon, Freddie	31	458	14.8	58	2	83/42
1979	Hofer, Paul, RB	58	662	11.4	44	2	17/7
1980	Cooper, Earl, RB	83	567	6.8	66t	4	2/1
1981	Clark, Dwight	85	1,105	13.0	78t	4	2/1
1982	Clark, Dwight	60	913	15.2	51	5	1/1
1983	Clark, Dwight	70	840	12.0	46t	8	11/5
1984	Craig, Roger	71	675	9.5	64t	3	11/6
1985	Craig, Roger	92	1,016	11.0	73	6	1/1
1986	Rice, Jerry	86	1,570	18.3	66t	15	2/1
1987	Craig, Roger	66	492	7.5	35t	1	3/2

PUNTING

Year	Player	No.	Avg.	Long	Had Blocked	NFL/NFC Rank
1946	Albert, Frank	54	41.0	73	—	—
1947	Albert, Frank	40	44.0	69	1	—
1948	Albert, Frank	35	44.8	82	—	—
1949	Albert, Frank	31	48.2	72	—	—
1950	Lillywhite, Verl	26	39.1	57	1	11
1951	Albert, Frank	34	44.3	66	0	2
1952	Albert, Frank	68	42.6	70	0	5
1953	Powers, Jim	42	40.6	55	1	8
1954	Brown, Hardy	10	38.4	58	0	11
1955	Luna, Bob	63	40.6	63	3	8
1956	Jessup, Bill	14	40.2	63	0	16
1957	Barnes, Larry	19	47.1	86	0	13
1958	Atkins, Bill	25	39.3	51	0	11
1959	Davis, Tommy	59	45.7	71	0	3
1960	Davis, Tommy	62	44.1	74	0	3
1961	Davis, Tommy	50	45.4	67	0	3
1962	Davis, Tommy	48	45.6	82	0	1
1963	Davis, Tommy	73	45.4	64	2	4
1964	Davis, Tommy	79	45.6	68	0	4
1965	Davis, Tommy	54	45.8	65	0	2
1966	Davis, Tommy	63	41.4	60	0	6
1967	Spurrier, Steve	73	37.6	61	1	12
1968	Spurrier, Steve	68	39.0	54	0	12
190						

1969	Davis, Tommy	23	41.5	55	0	17
1970	Spurrier, Steve	75	38.4	58	0	24/11
1971	McCann, Jim	49	38.7	54	1	25/12
1972	McCann, Jim	64	39.7	63	1	21/10
1973	Wittum, Tom	79	43.7	62	0	4/1
1974	Wittum, Tom	68	41.2	67	1	4/2
1975	Wittum, Tom	67	41.9	64	3	3/2
1976	Wittum, Tom	89	40.8	68	2	6/3
1977	Wittum, Tom	77	36.4	54	3	26/13
1978	Connell, Mike	96	37.3	59	1	21/10
1979	Melville, Dan	71	37.0	53	1	25/14
1980	Miller, Jim	77	40.9	65	0	10/5
1981	Miller, Jim	93	41.5	65	0	15/6
1982	Miller, Jim	44	38.1	80	1*	25/13
1983	Orosz, Tom	65	39.3	61	1*	25/11
1984	Runager, Max	56	41.8	59	1	17/17
1985	Runager, Max	86	39.8	57	1*	26/13
1986	Runager, Max	83	41.6	62	2	10/6
1987	Runager, Max	55	39.2	56	1	22/11

* Recorded to the team

SCORING

Year	Player	TD	PAT	FG	Points	NFL/NFC
						Rank
1946	Beals, Alyn	10	1	—	61	—
1947	Beals, Alyn	10	—	—	60	—
1948	Beals, Alyn	14	—	—	84	—
1949	Beals, Alyn	12	1	—	73	—
1950	Soltau, Gordy	1	26	4	44	22
1951	Soltau, Gordy	7	30	6	90	5
1952	Soltau, Gordy	7	34	6	94	1
1953	Soltau, Gordy	6	48	10	114	1
1954	Soltau, Gordy	2	31	11	76	4
1955	Soltau, Gordy	1	27	3	42	24
	Wilson, Billy	7	0	0	42	25
1956	Soltau, Gordy	1	26	13	71	6
1957	Soltau, Gordy	0	33	9	60	9
1958	Soltau, Gordy	0	29	8	53	20
1959	Davis, Tommy	0	31	12	67	9
1960	Davis, Tommy	0	21	19	78	5
1961	Davis, Tommy	0	44	12	80	8
1962	Davis, Tommy	0	36	10	66	16
1963	Davis, Tommy	0	24	10	54	21
1964	Davis, Tommy	0	30	8	54	24
1965	Davis, Tommy	0	52	17	103	4
1966	Davis, Tommy	0	38	16	86	12
1967	Davis, Tommy	0	33	14	75	10
1968	Davis, Tommy	0	26	9	53	19
1969	Willard, Ken	10	0	0	60	21
1970	Gossett, Bruce	0	39	21	102	6/4
1971	Gossett, Bruce	0	32	23	101	5/3
1972	Gossett, Bruce	0	41	18	95	13/7
1973	Gossett, Bruce	0	26	26	104	7/4
1974	Gossett, Bruce	0	25	11	58	25/8
1975	Mike-Mayer, Steve	0	27	14	69	22/9
1976	Mike-Mayer, Steve	0	26	16	74	25/9
1977	Williams, Delvin	9	0	0	54	14/10

1978	Wersching, Ray	0	24	15	69	22/9
1979	Wersching, Ray	0	32	20	92	12/5
1980	Wersching, Ray	0	33	15	78	18/10
1981	Wersching, Ray	0	30	17	81	22/13
1982	Wersching, Ray	0	23	12	59	9/4
1983	Wersching, Ray	0	51	25	126	3/3
1984	Wersching, Ray	0	56	25	131	1/1
1985	Wersching, Ray	0	52	13	91	21/11
1986	Wersching, Ray	0	41	25	116	3/3
1987	Rice, Jerry	23	0	0	138	1/1

KICKOFF RETURNS

Year	Player	No.	Yds.	Avg.	Long	NFL/NFC	
						TD	Rank
1946	Eshmont, Len*	10	264	26.4	—	0	—
1947	Eshmont, Len*	9	177	19.7	—	0	—
1948	Hall, Forrest	13	369	28.4	—	0	3
1949	Pery, Joe	14	337	24.1	—	0	5
1950	Cathcart, Sam	14	329	23.9	62	0	20
1951	Arenas, Joe	21	542	25.8	49	0	8
1952	McElhenny, Hugh	18	396	22.0	40	0	16
1953	Arenas, Joe	16	551	34.4	82	0	1
1954	Arenas, Joe	16	362	22.6	41	0	11
1955	Arenas, Joe	24	594	24.8	42	0	7
1956	Arenas, Joe	27	801	29.7	96t	1	2
1957	Arenas, Joe	24	657	27.4	64	0	2
1958	Smith, J.D.	15	356	23.7	39	0	8
1959	Lyles, Lenny	25	565	22.6	46	0	10
1960	Lyles, Lenny	17	526	30.9	97t	1	2
1961	Woodson, Abe	27	782	29.0	98t	1	3
1962	Woodson, Abe	37	1,157	31.3	79	0	1
1963	Woodson, Abe	29	935	32.2	103t	3	1
1964	Woodson, Abe	32	880	27.5	70	0	4
1965	Alexander, Kermit	32	741	23.2	46	0	20
1966	Alexander, Kermit	37	984	26.6	56	0	7
1967	Cunningham, Doug	31	826	26.6	94	0	5
1968	Alexander, Kermit	20	360	18.0	35	0	24
1969	Smith, Noland	14	315	22.5	60	0	16
1970	Tucker, Bill	25	577	23.1	43	0	13/9
1971	Washington, Vic	33	858	26.0	74	0	12/8
1972	Washington, Vic	27	771	28.6	98t	1	4/3
1973	Washington, Vic	24	549	22.9	38	0	26/10
1974	Holmes, Mike	25	612	24.5	57	0	15/6
1975	Moore, Manfred	26	650	25.0	52	0	10/5
1976	Leonard, Anthony	26	553	21.3	39	0	29/13
1977	Hofer, Paul	36	871	24.2	48	0	12/7
1978	Williams, Dave	34	745	21.9	89t	1	23/8
1979	Owens, James	41	1,002	24.4	85t	1	5/3
1980	Owens, James	31	726	23.4	101t	1	4/3
1981	Lawrence, Amos	17	437	25.7	92t	1	3/2
1982	McLemore, Dana	16	353	22.1	45	0	18/9
1983	McLemore, Dana	30	576	19.2	39	0	30/14
1984	Monroe, Carl	27	561	20.8	44	0	19/9
1985	Monroe, Carl	28	717	25.6	95t	1	4/3
1986	Crawford, Derrick*	15	280	18.7	34	0	—
1987	Rodgers, Del*	17	358	21.1	50	0	—

* Insufficient returns to qualify for NFL rankings.

FIELD GOALS

Year	Player	Att.	Made	Pct.	Long	NFL/NFC
						Rank
1946	Vetrano, Joe	7	4	.571	—	—
1947	Vetrano, Joe	8	4	.500	30	—
1948	Vetrano, Joe	8	5	.625	47	—
1949	Vetrano, Joe	4	3	.750	—	—
1950	Soltau, Gordy	7	4	.571	26	9
1951	Soltau, Gordy	18	6	.333	42	10
1952	Soltau, Gordy	12	6	.500	31	6
1953	Soltau, Gordy	15	10	.667	39	4
1954	Soltau, Gordy	18	11	.611	37	4
1955	Soltau, Gordy	12	3	.250	28	10
1956	Soltau, Gordy	20	13	.650	40	2
1957	Soltau, Gordy	15	9	.600	37	7
1958	Soltau, Gordy	21	8	.381	39	8
1959	Davis, Tommy	26	12	.462	43	2
1960	Davis, Tommy	32	19	.594	40	1
1961	Davis, Tommy	22	12	.545	46	9
1962	Davis, Tommy	23	10	.435	42	10
1963	Davis, Tommy	31	10	.645	46	10
1964	Davis, Tommy	25	8	.320	53*	14
1965	Davis, Tommy	27	17	.630	53*	4
1966	Davis, Tommy	31	16	.516	46	12
1967	Davis, Tommy	33	14	.424	50	13
1968	Davis, Tommy	16	9	.563	38	10
1969	Davis, Tommy	10	3	.300	48	24/15
	Gavric, Momcilo	11	3	.273	32	26/17
1970	Gossett, Bruce	31	21	.677	48	6/3
1971	Gossett, Bruce	36	23	.639	48	10/5
1972	Gossett, Bruce	29	18	.621	50	15/5
1973	Gossett, Bruce	33	26	.788	54	1/1
1974	Gossett, Bruce	24	11	.458	46	26/14
1975	Mike-Mayer, Steve	28	14	.500	54	24/13
1976	Mike-Mayer, Steve	28	16	.571	45	15/9
1977	Wersching, Ray	17	10	.588	50	17/5
1978	Wersching, Ray	23	15	.652	45	11/5
1979	Wersching, Ray	24	20	.833	45	3/1
1980	Wersching, Ray	19	15	.789	47	2/1
1981	Wersching, Ray	23	17	.739	45	5/4
1982	Wersching, Ray	17	12	.706	45	17/9
1983	Wersching, Ray	30	25	.833	52	5/3
1984	Wersching, Ray	35	25	.714	50	/
1985	Wersching, Ray	21	13	.619	45	/
1986	Wersching, Ray	35	25	.714	50	2/3
1987	Wersching, Ray	17	13	.764	45	21/10

* Longest Field Goal in NFL that year

PUNT RETURNS

(BASED ON YARDS)

Year	Player	No.	Yds.	Avg.	Long	TD	NFL/NFC
							Rank
1946	Casanega, Ken	18	248	13.8	—	—	—
1947	Vetrano, Joe	12	137	11.4	—	—	—
1948	Cason, Jim	22	309	14.0	—	—	—
1949	Cason, Jim	21	351	16.7	—	—	—

1950	Cathcart, Sam	16	185	11.6	29	0	10
1951	Arenas, Joe	21	272	13.0	51	0	6
1952	McElhenny, Hugh	20	284	14.2	94t	1	5
1953	McElhenny, Hugh	15	104	6.9	25	0	7
1954	Arenas, Joe	23	117	5.1	23	0	6
1955	Arenas, Joe	21	55	2.6	7	0	17
1956	Arenas, Joe	19	117	6.2	67t	1	8
1957	Arenas, Joe	25	80	3.2	26	0	13
1958	McElhenny, Hugh	24	93	3.9	18	0	16
1959	Woodson, Abe	15	143	9.5	65	0	6
1960	Woodson, Abe	13	174	13.4	48	0	1
1961	Woodson, Abe	16	172	10.8	80t	1	4
1962	Woodson, Abe	19	179	9.4	85t	1	4
1963	Woodson, Abe	13	95	7.3	13	0	13
1964	Alexander, Kermit	21	189	9.0	70t	1	8
1965	Alexander, Kermit	35	262	7.5	40	0	7
1966	Alexander, Kermit	30	198	6.6	44t	1	6
1967	Cunningham, Doug	27	249	9.2	57	0	3
1968	Alexander, Kermit	24	87	3.6	26	0	16
1969	Smith, Noland	10	46	4.6	18	0	19
1970	Taylor, Bruce	43	516	12.0	76	0	2/1
1971	Taylor, Bruce	34	235	6.9	38	0	15/6
1972	McGill, Ralph	22	219	10.0	33	0	4/3
1973	Taylor, Bruce	15	207	13.8	61	0	1/1
1974	McGill, Ralph	20	161	8.3	47	0	20/13
1975	McGill, Ralph	31	290	9.4	34	0	18/9
1976	Leonard, Anthony	35	293	8.4	60t	1	20/9
1977	Leonard, Anthony	22	154	7.0	19	0	30/13
1978	Step toe, Jack*	11	129	11.7	28	0	—
1979	Solomon, Freddie	23	142	6.2	14	0	23/9
1980	Solomon, Freddie	27	298	11.0	57t	2	3/2
1981	Solomon, Freddie	29	173	6.0	19	0	25/13
1982	McLemore, Dana*	7	156	22.3	93t	1	—
1983	McLemore, Dana	31	331	10.7	56t	1	6/2
1984	McLemore, Dana	45	521	11.6	79t	1	4/2
1985	McLemore, Dana	38	258	6.8	22	0	21/9
1986	Griffin, Don	38	377	9.9	76t	1	5/2
1987	McLemore, Dana	21	265	12.6	83t	1	2/2

* Insufficient returns to qualify for NFL rankings.

INTERCEPTIONS

Year	Player	No.	Yds.	Avg.	Long	NFL/NFC	
						TD	Rank
1946	Casanega, Ken	8	146	18.3	68	—	—
1947	Eshmont, Len	6	72	12.0	—	—	—
1948	Carr, Eddie	7	144	20.6	56	1	—
1949	Cason, Jim	9	152	16.9	—	—	—
1950	Powers, Jim	5	42	8.4	26	0	27
1951	Wagner, Lowell	9	115	12.8	40	0	8
1952	Wagner, Lowell	6	69	11.5	30	0	12
1953	Berry, Rex	7	142	20.3	29	1	8
1954	Berry, Rex	3	69	23.0	34t	1	32
1955	Moegle, Dick	6	50	8.3	37	0	14
1956	Moegle, Dick	6	75	12.5	31t	1	12
1957	Moegle, Dick	8	107	13.4	40	0	6
1958	Ridlon, Jim	4	10	2.5	3	0	23

1959	Baker, Dave	5	75	15.0	29	0	10
1960	Baker, Dave	10	96	9.6	28	0	1
1961	Baker, Dave	6	123	20.5	40	0	11
1962	Woodson, Abe	2	31	15.5	31	0	58
1963	Alexander, Kermit	5	72	14.4	38	0	18
1964	Alexander, Kermit	5	65	13.0	24	0	9
1965	Johnson, Jim	6	47	7.8	26	0	10
1966	Alexander, Kermit	4	73	18.3	55	0	25
1967	Alexander, Kermit	5	72	14.4	48	0	17
1968	Alexander, Kermit	9	155	17.2	66t	1	2
1969	Alexander, Kermit	5	39	7.8	22	0	14
1970	Taylor, Bruce	3	70	23.3	70	0	48/24
1971	Taylor, Bruce	3	68	22.7	49	0	65/33
1972	Johnson, Jim	4	18	4.5	15	0	43/17
1973	Taylor, Bruce	6	30	5.0	22	0	10/5
1974	McGill, Ralph	5	71	14.2	45	0	19/9
1975	Taylor, Bruce	3	29	9.7	15	0	75/36
1976	Rhodes, Bruce	3	42	14.0	30	0	54/28
1977	Washington, Dave	2	68	34.0	50	0	93/37
1978	Crist, Chuck	6	159	26.5	32	0	11/10
1979	Hicks, Dwight	5	57	11.4	29	0	28/12
1980	Hicks, Dwight	4	73	18.3	44	0	41/19
	Churchman, Ricky	4	7	1.8	7	0	41/19
1981	Hicks, Dwight	9	239	26.6	72	1	3/2
1982	Hicks, Dwight	3	5	1.7	3	0	22/8
1983	Wright, Eric	7	164	23.4	60t	2	6/4
1984	Turner, Keena	4	51	12.8	21	0	40/17
	Lott, Ronnie	4	26	6.5	15	0	48/21
1985	Lott, Ronnie	6	68	11.3	25	0	16/7
1986	Lott, Ronnie	10	134	13.4	57t	1	1/1
1987	Lott, Ronnie	5	62	12.4	34	0	11/7
	Griffin, Don	5	1	0.2	1	0	14/9

49ers' Top-10 Candlestick Crowds

RANK	OPPONENT	ATTENDANCE	DATE	RESULTS
1.	Chicago+	63,509	12/14/87	49ers 41-0
2.	Minnesota #X	62,547	1/09/88	Vikings 36-24
3.	Chicago @	61,040	1/06/85	49ers 23-0
4.	L.A. Rams +	60,581	12/09/85	Rams 27-20
5.	Dallas @	60,525	1/10/82	49ers 28-27
6.	Chicago	60,523	10/13/85	Bears 26-10
7.	New Orleans	60,436	11/15/87	Saints 26-24
8.	L.A. Rams %	60,366	12/19/86	49ers 24-14
9.	N.Y. Giants #X	60,303	12/29/84	49ers 21-10
10.	Cleveland	60,248	11/29/87	49ers 38-24

+ Monday, # NFC Playoff, X Saturday, @ NFC Championship, % Friday

Individual Single Game Records

RUSHING

MOST YARDS GAINED RUSHING

49ERS	194	— Delvin Williams at St. Louis	October 31, 1976
Opp.	181	— Willie Galimore, Chicago	September 16, 1962

MOST CARRIES

49ERS	34	— Delvin Williams at St. Louis	October 31, 1976
Opp.	32	— Calvin Hill, Dallas	November 11, 1974

LONGEST RUN FROM SCRIMMAGE

49ERS	89t	— Hugh McElhenny at Dallas Texans	October 5, 1952
Opp.	80t	— Floyd Little, Denver	October 25, 1970

HIGHEST RUSHING AVERAGE (10 or More Attempts)

49ERS	13.4	— Joe Perry vs. Detroit (13 Atts - 174 Yds)	November 2, 1958
Opp.	10.8	— Skeet Quinlan, L.A. Rams (11 Atts - 119 Yds)	November 8, 1953

PASSING

MOST PASSES ATTEMPTED

49ERS	60	— Joe Montana at Washington	November 17, 1986
Opp.	60	— Richard Todd, N.Y. Jets	September 21, 1980

MOST PASSES COMPLETED

49ERS	37	— Joe Montana at Atlanta	October 6, 1985
Opp.	42	— Richard Todd, N.Y. Jets	September 21, 1980

MOST YARDS GAINED PASSING

49ERS	441	— Joe Montana at Washington	November 17, 1986
Opp.	460	— Don Meredith, Dallas	November 10, 1963

HIGHEST COMPLETION PERCENTAGE (Min. 10 Attempts)

49ERS	.850	— John Brodie vs. Atlanta (17 of 20)	September 29, 1968
Opp.	.889	— Norm Van Brocklin, L.A. Rams (16 of 18)	November 7, 1954

MOST YARDS LOST ATTEMPTING TO PASS

49ERS	72	— Y.A. Tittle at L.A. Rams	November 10, 1957
Opp.	87	— James Harris, L.A. Rams	October 11, 1976

MOST TOUCHDOWN PASSES

49ERS	5	— John Brodie vs. Minnesota	November 28, 1965
		— Steve Spurrier at Chicago	November 19, 1972
		— Joe Montana at Atlanta	October 6, 1985
Opp.	5	— Dan Fouts, San Diego	December 11, 1982
		— Vince Ferragamo, L.A. Rams	October 23, 1983

LONGEST COMPLETION

49ERS	93t	— Steve DeBerg to Freddie Solomon vs. Atlanta	September 28, 1980
Opp.	96t	— Tobin Rote to Billy Grimes, Green Bay	December 10, 1950

MOST PASSES HAD INTERCEPTED

49ERS	6	— John Brodie at Detroit	November 4, 1973
Opp.	7	— Steve DeBerg at Tampa Bay	September 7, 1986

MOST INTERCEPTIONS

49ERS	4	— Dave Baker at L.A. Rams	December 4, 1960
Opp.	6	— Donald Doll, Detroit	October 8, 1950
		— Roy Winston, Minnesota	October 25, 1964
		— Gene Howard, L.A. Rams	November 21, 1971
		— Bill Simpson, L.A. Rams	November 20, 1977

MOST INTERCEPTION RETURN YARDS

49ERS	104	— Dwight Hicks at Washington	October 4, 1981
Opp.	107	— Aaron Martin, L.A. Rams	October 18, 1954

RECEIVING

MOST PASS RECEPTIONS

49ERS	12	— Bernie Casey at Chicago	November 13, 1966
		— Dwight Clark vs. San Diego	December 11, 1982
		— Roger Craig at Atlanta	October 6, 1985
		— Jerry Rice at Washington	November 17, 1986
		— Roger Craig vs. N.Y. Giants	December 1, 1986
Opp.	17	— Clark Gaines, N.Y. Jets	September 21, 1980

MOST YARDS ON PASS RECEPTIONS

49ERS	241	— Jerry Rice vs. L.A. Rams	December 9, 1985
Opp.	214	— Harlon Hill, Chicago	October 31, 1954

MOST TOUCHDOWNS ON PASS RECEPTIONS

49ERS	3	— Gordy Soltau vs. L.A. Rams	October 28, 1951
		— Dave Parks at Baltimore	October 3, 1965
		— Bernie Casey vs. Minnesota	October 24, 1965
		— Gene Washington at New Orleans	December 13, 1970
		— Jerry Rice vs. Indianapolis	October 5, 1986
		— Jerry Rice vs. St. Louis	November 9, 1986
		— Jerry Rice at Tampa Bay	November 22, 1987
		— Jerry Rice vs. Cleveland	November 29, 1987
		— Jerry Rice vs. Chicago	December 14, 1987
Opp.	4	— Harlon Hill, Chicago	October 31, 1954

RETURNS

MOST KICKOFFS RETURNED

49ERS	7	— Abe Woodson at Detroit	September 23, 1962
		— Vic Washington vs. Detroit	November 4, 1973
		— James Owens at Dallas	October 12, 1980
Opp.	6	— Jamie Caleb, Minnesota	November 26, 1961
		— Jimmy Rogers, New Orleans	December 7, 1980
		— Mike Nelms, Washington	September 10, 1984

MOST KICKOFF RETURN YARDS

49ERS	210	— Abe Woodson vs. Detroit	November 11, 1962
Opp.	208	— Ron Smith, Chicago	November 14, 1972

HIGHEST AVERAGE KICKOFF RETURN (Min. 3 Returns)

49ERS	67.3	— Lenny Lyles vs. Baltimore (3 Ret. - 202 Yds.)	December 18, 1960
Opp.	48.3	— Gale Sayers, Chicago (3 Ret. - 145 Yds.)	December 3, 1967

MOST PUNTS RETURNED

49ERS	9	— Ralph McGill at Atlanta	October 29, 1972
		— Tony Leonard vs. New Orleans	October 17, 1976
Opp.	7	— Rolland Lawrence, Atlanta	October 23, 1976

MOST PUNT RETURN YARDS

49ERS	141	— Tony Leonard vs. New Orleans	October 17, 1976
Opp.	184	— Larry Watkins, Detroit	October 6, 1963

HIGHEST PUNT RETURN AVERAGE

49ERS	40.7	— Hugh McElhenny at Chicago (3 Ret. - 122 Yds.)	October 19, 1952
Opp.	36.8	— Larry Watkins, Detroit (5 Ret. - 184 Yds.)	October 6, 1963

PUNTS

MOST PUNTS

49ERS	11	— Pete Brown at Chicago	October 17, 1954
		— Tom Wittum vs. L.A. Rams	November 21, 1976
Opp.	12	— Rusty Jackson, L.A. Rams	November 21, 1976
		— Wilbur Summers, Detroit	October 23, 1977

MOST YARDS PUNTING

49ERS	517	— Tom Wittum vs L.A. Rams	November 21, 1976
Opp.	461	— John James, Atlanta	October 29, 1972

HIGHEST PUNTING AVERAGE (Min. 4 Punts)

49ERS	54.5	— Tommy Davis vs. Chicago (4 Punts - 218 Yds)	November 19, 1961
Opp.	58.5	— Reggie Roby, Miami (4 Punts - 234 Yds)	September 28, 1986

POINTS

MOST POINTS

49ERS	26	— Gordy Soltau vs. L.A. Rams	October 28, 1951
Opp.	36	— Gale Sayers, Chicago	December 12, 1965

MOST TOUCHDOWNS

49ERS	4	— Bill Kilmer at Minnesota	October 15, 1961
Opp.	6	— Gale Sayers, Chicago	December 12, 1965

KICKING

MOST EXTRA POINTS ATTEMPTED

49ERS	7	— Tommy Davis at Detroit	October 1, 1961
		— Bruce Gossett at Atlanta	October 29, 1972
Opp	8	— Paige Cothren, L.A. Rams	October 9, 1958

MOST EXTRA POINTS CONVERTED

49ERS	7	— Tommy Davis at Detroit	October 1, 1961
		— Bruce Gossett at Atlanta	October 29, 1972
Opp.	8	— Paige Cothren, L.A. Rams	October 9, 1958

MOST FIELD GOALS ATTEMPTED

49ERS	6	— Gordy Soltau at Green Bay	November 23, 1958
		— Tommy Davis at Dallas	November 20, 1960
		— Tommy Davis at L.A. Rams	October 17, 1965
		— Ray Wersching at New Orleans	October 16, 1983
Opp.	7	— Morten Andersen, New Orleans	October 25, 1987

MOST FIELD GOALS MADE

49ERS	6	— Ray Wersching at New Orleans	October 16, 1983
Opp.	5	— Lou Michaels, Baltimore	September 25, 1966
		— Morten Andersen, New Orleans	October 25, 1987
		— Chuck Nelson, Minnesota	January 9, 1988

LONGEST FIELD GOAL

49ERS	54	— Bruce Gossett vs. New Orleans	October 21, 1973
		— Steve Mike-Mayer at L.A. Rams	November 9, 1975
Opp.	54	— Jan Stenerud, Kansas City	December 6, 1971

The Last Time

Punt Returned for TD

By 49ERS: Dana McLemore, 83 yards vs. Chicago, Dec. 14, 1987

BY OPPONENTS: Pete Mandley, 63 yards at Detroit, Oct. 20, 1985

Kickoff Returned for TD

By 49ERS: Joe Cribbs, 92 yards vs. Atlanta, Dec. 20, 1987

BY OPPONENTS: Sylvester Stamps, 97 yards vs. Atlanta, Dec. 20, 1987

Interception Returned for TD

By 49ERS: Jeff Fuller, 48 yards vs. Minnesota, Jan. 9, 1988

BY OPPONENTS: Reggie Rutland, 45 yards vs. Minnesota, Jan. 9, 1988

Fumble Returned for TD

By 49ERS: Keena Turner, 65 yards at Washington, Dec. 1, 1985

BY OPPONENTS: Dave Grayson, 17 yards vs. Cleveland, Nov. 29, 1987

Safety

By 49ERS: Jeff Fuller at Atlanta, Oct. 11, 1987

BY OPPONENTS: At Washington (Montana intentional grounding), Dec. 1, 1985

PAT Unsuccessful

By 49ERS: Ray Wersching (bad snap) vs. L.A. Rams, Dec. 27, 1987

BY OPPONENTS: Max Zendejas (kick failed) at Green Bay, Dec. 6, 1987

PAT Blocked

By 49ERS: Michael Carter vs. Seattle, Nov. 25, 1985

BY OPPONENTS: David Galloway for St. Louis, Nov. 9, 1986

Punt Blocked

By 49ERS: Matt Courtney at N.Y. Giants, Oct. 5, 1987

BY OPPONENTS: Van Jakes for New Orleans, Oct. 25, 1987

FGA Blocked

By 49ERS: Steve Wallace vs. Atlanta, Dec. 20, 1987

BY OPPONENTS: Reggie Sutton for New Orleans, Nov. 15, 1987

Shutout Scored

By 49ERS: 49ers 48, L.A. Rams 0, Dec. 27, 1987

BY OPPONENTS: Atlanta 7, vs. 49ers 0, Oct. 9, 1977

Individual Season Records

RUSHING

Most Yards Gained	1,262— Wendell Tyler	1984
Most Carries	268— Delvin Williams	1977
Best Avg. (Min. 50 carries)	6.1— Joe Perry	1954 & 1958
Most Touchdowns	10— Bill Kilmer	1961

PASSING

Most Attempts	578— Steve DeBerg	1979
Most Completions	347— Steve DeBerg	1979
Most Yards Gained	3,910— Joe Montana	1983
Most Touchdowns	31— Joe Montana	1987
Highest Completion Percentage	66.8— Joe Montana	1987
Best Avg. Gain Per Attempt	9.1— John Brodie	1961
Most Yds. Lost Att. To Pass	362— Y.A. Tittle	1957
Most Interceptions	28— Y.A. Tittle	1955

RECEIVING

Most Receptions	92— Roger Craig	1985
By a Running Back	92— Roger Craig	1985
Most Yards Gained	1,570— Jerry Rice	1986
Most Touchdowns	22— Jerry Rice	1987
Best Avg. (Min. 16 receptions)	21.4— Freddie Solomon (31 recept.)	1983

SCORING

Most Points	138— Jerry Rice	1987
Most Touchdowns	23— Jerry Rice	1987
Most Field Goal Attempts	36— Bruce Gossett	1971
Most Field Goals Made	26— Bruce Gossett	1973
Most Consecutive Field Goals	13— Bruce Gossett	1973
Highest Field Goal Percentage	83.3%— Ray Wersching (20-of-24) 1979, and (25-of-30) 1983	
Most Extra Points Attempted	56— Ray Wersching	1984
Most Extra Points Made	56— Ray Wersching	1984
Highest Extra Point Percentage		100%
Several, last time: Ray Wersching with 56-of-56 in 1984.		

DEFENSE

Most Intercepted Passes	10— Dave Baker	1960
	— Ronnie Lott	1986
Most Yds. Ret. Int. Passes	239— Dwight Hicks (9 Int)	1981
Most Kickoff Returns	41— James Owens	1979
Most Yds. on Kickoff Returns	1,157— Abe Woodson (37 Ret.)	1962
Highest Avg. KO Ret. (Min. 16)	34.4— Joe Arenas (16 for 551)	1953
Most Punt Returns	45— Dana McLemore	1984
Most Yards Punt Returns	521— Dana McLemore	1984
Highest Avg. Punt Return	22.3— Dana McLemore (7 for 156)	1983

Team Single Game Records

(SINCE THE 49ERS JOINED THE NFL IN 1950)

OFFENSE

MOST POINTS

49ERS	52	vs. Chicago (52-24)	September 19, 1965
Opp.	61	at Chicago (20-61)	December 12, 1965
Combined	83	vs. Minnesota (M 42-41)	October 24, 1965

MOST TOUCHDOWNS SCORED

49ERS	7	vs. Dallas (48-21)	October 26, 1952
		at Detroit (49-0)	October 1, 1961
		at Atlanta (49-14)	October 29, 1972
		vs. L.A. Rams (48-0)	December 27, 1987
Opp.	9	at Chicago (20-61)	December 12, 1965

MOST FIRST DOWNS

49ERS	33	vs. Houston	November 8, 1987
Opp.	31	vs. Dallas	November 10, 1963

FEWEST FIRST DOWNS

49ERS	3	vs. Baltimore	November 22, 1959
Opp.	2	vs. New Orleans	October 21, 1973

MOST FIRST DOWNS RUSHING

49ERS	20	at Minnesota	October 15, 1961
Opp.	19	at Green Bay	October 11, 1959

FEWEST FIRST DOWNS RUSHING

49ERS	0	at Minnesota	December 14, 1969
Opp.	0	vs. L.A. Rams	December 6, 1964

MOST FIRST DOWNS PASSING

49ERS	23	at Atlanta	October 6, 1985
Opp.	25	at N.Y. Jets	September 21, 1980

FEWEST FIRST DOWNS PASSING

49ERS	1	vs. L.A. Rams	October 7, 1956
		at Detroit	October 6, 1963
		at Green Bay (Milwaukee)	November 24, 1963
		vs. Minnesota	November 29, 1976
Opp.	0	vs. L.A. Rams	October 10, 1971
		vs. New Orleans	October 21, 1973

MOST FIRST DOWNS BY PENALTIES

49ERS	6	vs. Atlanta	December 6, 1970
		vs. Atlanta	October 22, 1978
		at New Orleans	October 25, 1987
Opp.	6	at Washington	November 12, 1967
		vs. Detroit	October 23, 1977

MOST TOTAL PLAYS

49ERS	87	at Chicago	November 13, 1966
Opp.	95	at Green Bay	October 26, 1986

FEWEST TOTAL PLAYS

49ERS	24	at Chicago	October 14, 1956
Opp.	32	at Chicago	October 16, 1960

MOST NET YARDS TOTAL OFFENSE

49ERS	597	vs. Baltimore	December 13, 1953
Opp.	584	at Chicago	December 12, 1965
Combined	1,009	vs. San Diego (SD 544-465)	December 11, 1982

FEWEST NET YARDS TOTAL OFFENSE

49ERS	61	at Detroit	October 6, 1963
Opp.	44	vs. Atlanta	October 23, 1976

RUSHING

MOST RUSHING PLAYS

49ERS	59	at Minnesota	December 4, 1977
Opp.	62	vs. Chicago	September 24, 1950

FEWEST RUSHING PLAYS

49ERS	12	vs. Chicago	October 13, 1985
Opp.	11	at N.Y. Jets	September 21, 1980

MOST NET YARDS RUSHING

49ERS	324	at Minnesota	October 15, 1961
Opp.	324	at L.A. Rams	November 9, 1958

FEWEST NET YARDS RUSHING

49ERS	5	vs. Houston	December 7, 1975
Opp.	7	at New Orleans	October 1, 1972

HIGHEST RUSHING AVERAGE

49ERS	10.90	vs. Dallas (24 Plays - 263 Yds)	October 26, 1952
Opp.	8.30	at L.A. Rams (39 Plays - 324 Yds)	November 9, 1958

LOWEST RUSHING AVERAGE

49ERS	0.20	vs. Houston (25 Plays - 5 Yds)	December 7, 1975
Opp.	0.44	at New Orleans (16 Plays - 7 Yds)	October 1, 1972

PASSING

MOST PASSES ATTEMPTED

49ERS	60	at Washington	November 17, 1986
Opp.	60	at N.Y. Jets	September 21, 1980

FEWEST PASSES ATTEMPTED

49ERS	8	vs. Minnesota	November 29, 1976
		vs. New Orleans	November 27, 1977
Opp.	8	vs. L.A. Rams	November 21, 1976
		vs. New Orleans	November 27, 1977

MOST PASSES COMPLETED

49ERS	37	at Atlanta	October 6, 1985
Opp.	42	at N.Y. Jets	September 21, 1980

FEWEST PASSES COMPLETED

49ERS	3	vs. Minnesota	November 29, 1976
Opp.	2	vs. L.A. Rams	October 10, 1971
		at N.Y. Giants	October 16, 1977

MOST NET YARDS PASSING

49ERS	420	at Atlanta	October 6, 1985
Opp.	444	vs. San Diego	December 11, 1982

FEWEST NET YARDS PASSING

49ERS	-10	at Detroit	October 6, 1963
Opp.	-39	vs. Atlanta	October 23, 1976

MOST GROSS YARDS PASSING

49ERS	441	at Washington	November 17, 1986
Opp.	460	vs. Dallas	November 10, 1963

FEWEST GROSS YARDS PASSING

49ERS	32	vs. Minnesota	November 29, 1976
Opp.	13	vs. Chicago	September 16, 1962
		vs. L.A. Rams	October 10, 1971

HIGHEST COMPLETION PERCENTAGE

49ERS	85.0	vs. Atlanta (17 of 20)	September 29, 1968
Opp.	88.9	vs. L.A. Rams (16 of 18)	November 7, 1954

LOWEST COMPLETION PERCENTAGE

49ERS	22.2	at Pittsburgh (4 of 18)	September 19, 1977
Opp.	16.7	vs. L.A. Rams (2 of 12)	October 10, 1971

HIGHEST AVERAGE GAIN PER PASS ATTEMPT

49ERS	16.7	vs. Chicago (19 Atts - 318 Yds)	November 19, 1961
Opp.	17.3	at L.A. Rams (16 Atts - 276 Yds)	October 20, 1974

MOST YARDS LOST ATTEMPTING TO PASS

49ERS	95	vs. Dallas	October 26, 1952
Opp.	87	at L.A. Rams	October 11, 1976

MOST TIMES TACKLING PASSER

49ERS	10	vs. L.A. Rams	December 6, 1964
		at L.A. Rams	October 11, 1976
		vs. N.Y. Giants	November 23, 1980
Opp.	9	at Detroit	October 6, 1963

MOST INTERCEPTIONS BY

49ERS	7	at Tampa Bay	September 7, 1986
Opp.	7	at L.A. Rams	October 18, 1964

FUMBLES/PENALTIES

MOST FUMBLES

49ERS	10	at Detroit	December 17, 1978
Opp.	8	at N.Y. Giants	December 1, 1957
		vs. Minnesota	October 24, 1965

MOST FUMBLES LOST

49ERS	6	at Cleveland	November 12, 1950
		at Minnesota	October 15, 1961
Opp.	6	at N.Y. Giants	December 1, 1957

MOST PENALTIES

49ERS	14	at Chicago	October 19, 1952
		at Baltimore	November 29, 1953
		at Pittsburgh	November 20, 1954
		at Washington	November 17, 1986
Opp.	17	at Atlanta	November 5, 1978

FEWEST PENALTIES

49ERS	0	vs. L.A. Rams	November 21, 1976
Opp.	0	at Cleveland	November 29, 1959
		at Detroit	October 6, 1963
		vs. Green Bay	December 14, 1963
		at Detroit	December 13, 1964
		at Baltimore	October 26, 1969

MOST YARDS LOST ON PENALTIES

49ERS	168	at St. Louis	October 24, 1971
Opp.	165	at Minnesota	October 30, 1966

PUNTS/KICKS**MOST PUNTS**

49ERS	11	vs. L.A. Rams	November 21, 1976
Opp.	12	vs. L.A. Rams	November 21, 1976
		vs. Detroit	October 23, 1977

FEWEST PUNTS

49ERS	0	vs. Baltimore	December 13, 1953
		vs. New Orleans	November 14, 1971
		vs. New York Giants	October 15, 1972
Opp.	1	vs. L.A. Rams	September 30, 1973

MOST YARDS PUNTING

49ERS	517	vs. L.A. Rams	November 21, 1976
Opp.	461	at Atlanta	October 29, 1972

FEWEST PUNTING YARDS

49ERS	0	vs. Baltimore	December 13, 1953
		vs. New Orleans	November 14, 1971
		vs. N.Y. Giants	October 15, 1972
Opp.	23	at Baltimore	October 1, 1967

HIGHEST PUNTING AVERAGE (Min. 4 Punts)

49ERS	54.5	vs. Chicago (4 Punts - 218 Yds) .	November 19, 1961
Opp.	58.5	at Miami (5 Punts - 267 Yds) . . .	October 30, 1960

LOWEST PUNTING AVERAGE (Min. 4 Punts)

49ERS	23.3	at Green Bay (4 Punts - 93 Yds) .	November 26, 1950
Opp.	30.2	at New England (6 Punts - 181 Yds)	October 26, 1975

MOST PUNT RETURNS

49ERS	9	at Atlanta	October 29, 1972
		vs. New Orleans	October 17, 1976
Opp.	9	at Detroit	October 6, 1963

MOST YARDS PUNT RETURNS

49ERS	144	vs. Philadelphia	September 27, 1959
Opp.	231	at Detroit	October 6, 1963

MOST KICKOFFS RETURNED

49ERS	9	at Detroit	November 14, 1954
		vs. L.A. Rams	September 30, 1973
		at L.A. Rams	October 5, 1980
Opp.	9	at New Orleans	October 1, 1972

MOST KICKOFF RETURN YARDS

49ERS	256	at Detroit	November 14, 1954
Opp.	260	at Dallas	November 11, 1965

Team Season Records

Most Points Scored

BY 49ERS..... 475 in 1984
BY OPPONENTS ... 415 in 1980

Fewest Points Scored

BY 49ERS..... 198 in 1963^b
BY OPPONENTS ... 190 in 1976^b

Most Touchdowns Scored

BY 49ERS..... 59 in 1987
BY OPPONENTS ... 54 in 1979

Fewest Touchdowns Scored

BY 49ERS..... 21 in 1960^a
BY OPPONENTS ... 23 in 1971^b

Most First Downs

BY 49ERS..... 357 in 1987
BY OPPONENTS ... 341 in 1980

Fewest First Downs

BY 49ERS..... 182 in 1959^a
BY OPPONENTS ... 167 in 1952^a

Most First Downs Rushing

BY 49ERS..... 138 in 1984
BY OPPONENTS ... 137 in 1980

Fewest First Downs Rushing

BY 49ERS..... 49 in 1982^c
BY OPPONENTS ... 71 in 1982^c

Most First Downs Passing

BY 49ERS..... 213 in 1986
BY OPPONENTS ... 185 in 1980

Fewest First Downs Passing

BY 49ERS..... 76 in 1959^a
BY OPPONENTS ... 74 in 1954^a

Most First Downs By Penalties

BY 49ERS..... 34 in 1978
BY OPPONENTS ... 37 in 1978

Fewest First Downs by Penalties

BY 49ERS..... 9 in 1963^b
BY OPPONENTS 9 in 1960, 1956^a

Most Net Yards Offense

BY 49ERS..... 6,366 in 1984
BY OPPONENTS . 5,969 in 1980

Fewest Net Yards Offense

BY 49ERS..... 3,242 in 1982^c
BY OPPONENTS . 3,035 in 1982^c

Most Total Offensive Plays

BY 49ERS..... 1,118 in 1986
BY OPPONENTS . 1,116 in 1985

Fewest Total Plays

BY 49ERS..... 587 in 1982^c
BY OPPONENTS ... 596 in 1982^c

Highest Avg. Gain Per Offensive Play

BY 49ERS..... 6.19 in 1961^b
BY OPPONENTS ... 5.99 in 1962^b

Most Net Yards Rushing

BY 49ERS..... 2,498 in 1954^a
BY OPPONENTS . 2,241 in 1962^b

Fewest Net Yards Rushing

BY 49ERS..... 740 in 1982^c
BY OPPONENTS . 1,199 in 1982^c

Most Net Yards Passing

BY 49ERS..... 4,096 in 1986
BY OPPONENTS . 3,751 in 1980

Fewest Net Yards Passing

BY 49ERS..... 1,508 in 1977^b
BY OPPONENTS . 1,638 in 1952^a

Most Total Yards Passing

BY 49ERS..... 4,299 in 1986
BY OPPONENTS . 3,958 in 1980

Fewest Total Yards Passing

BY 49ERS..... 1,685 in 1959^a
 BY OPPONENTS . 1,948 in 1977^b

Most Times Tackled Passer

BY 49ERS..... 61 in 1976^b
 BY OPPONENTS ... 51 in 1984

Most Yards Lost Attempting to Pass

BY 49ERS..... 396 in 1952^a
 BY OPPONENTS ... 573 in 1976^b

Fewest Yards Lost Attempting to Pass

BY 49ERS..... 87 in 1970
 BY OPPONENTS ... 113 in 1982^c

Most Pass Attempts

BY 49ERS..... 602 in 1979
 BY OPPONENTS ... 621 in 1985

Fewest Pass Attempts

BY 49ERS..... 264 in 1959^a
 BY OPPONENTS ... 270 in 1977^b

Most Pass Completions

BY 49ERS..... 363 in 1980
 BY OPPONENTS ... 327 in 1980

Fewest Pass Completions

BY 49ERS..... 132 in 1959^a
 BY OPPONENTS ... 139 in 1977^b

Highest Completion Percentage

BY 49ERS..... 64.3% in 1987
 BY OPPONENTS 66.1% in 1980

Lowest Completion Percentage

BY 49ERS..... 44.7% in 1963^b
 BY OPPONENTS 44.2% in 1952^a

Highest Avg. Gain Per Pass Attempt

BY 49ERS..... 8.22 in 1984
 BY OPPONENTS . 8.00 in 1980

Most Passes Intercepted

BY 49ERS..... 39 in 1986
 BY OPPONENTS ... 36 in 1978

Fewest Passes Intercepted

BY 49ERS..... 8 in 1977^b
 BY OPPONENTS ... 9 in 1982^c

Most Fumbles

BY 49ERS..... 56 in 1978
 BY OPPONENTS ... 50 in 1978

Most Fumbles Lost

BY 49ERS..... 30 in 1978
 BY OPPONENTS ... 27 in 1978

Fewest Fumbles

BY 49ERS..... 14 in 1960^a
 BY OPPONENTS ... 14 in 1982^c

Most Penalties

BY 49ERS..... 116 in 1978
 BY OPPONENTS ... 154 in 1978

Fewest Penalties

BY 49ERS..... 44 in 1982^c
 BY OPPONENTS ... 37 in 1956^a

Most Yards Penalized

BY 49ERS..... 997 in 1970
 BY OPPONENTS . 1,301 in 1978

Fewest Yards Penalized

BY 49ERS..... 439 in 1963^b
 BY OPPONENTS ... 321 in 1956^a

Most Punts

BY 49ERS..... 97 in 1978
 BY OPPONENTS ... 108 in 1976^b

Fewest Punts

BY 49ERS..... 42 in 1953^a
 BY OPPONENTS ... 42 in 1956^a

Most Yards Punting

BY 49ERS..... 3,858 in 1981
 BY OPPONENTS . 4,327 in 1976^b

Fewest Yards Punting

BY 49ERS..... 1,676 in 1982^c
 BY OPPONENTS .. 1,709 in 1956^a

Highest Punting Average

BY 49ERS..... 45.8 in 1965^b
 BY OPPONENTS .. 45.8 in 1964^b

Lowest Punting Average

BY 49ERS..... 35.0 in 1977^b
 BY OPPONENTS .. 38.2 in 1980

Most Punts Blocked By

BY 49ERS..... 3 in 1975^b
 BY OPPONENTS 3 in 1975^b

Most Punts Returned

BY 49ERS..... 65 in 1976^b
 BY OPPONENTS 57 in 1981

Fewest Punts Returned

BY 49ERS..... 18 in 1963^b
 BY OPPONENTS ... 19 in 1971^b

Most Yards Punt Returns

BY 49ERS..... 610 in 1975^b
 BY OPPONENTS .. 664 in 1981

Fewest Yards Punt Returns

BY 49ERS..... 99 in 1963^b
 BY OPPONENTS ... 44 in 1971^b

Highest Avg. Punt Return

BY 49ERS..... 12.3 in 1950^a
 BY OPPONENTS .. 12.4 in 1965^b

Lowest Avg. Punt Return

BY 49ERS..... 3.03 in 1955^a
 BY OPPONENTS .. 2.23 in 1971^b

Most Kickoffs Returned

BY 49ERS.. 75 in 1980^b & 1979
 BY OPPONENTS ... 78 in 1984

Fewest Kickoffs Returned

BY 49ERS.... 36 in 1952^a, 1982^c
 BY OPPONENTS ... 37 in 1964

Most Kickoff Return Yards

BY 49ERS..... 1,739 in 1962^b
 BY OPPONENTS 1,675 in 1983

Fewest Kickoff Return Yards

BY 49ERS..... 742 in 1982^c
 BY OPPONENTS .. 739 in 1958^a

Highest Avg. Kickoff Return

BY 49ERS..... 28.0 in 1962^b
 BY OPPONENTS .. 27.6 in 1969^b

Lowest Avg. Kickoff Return

BY 49ERS..... 17.7 in 1968^b
 BY OPPONENTS .. 17.6 in 1958^a

^a12 Games

^b14 Games

^c9 Games

All others 16 games

49ers Strike Gold!

The 49ers won Super Bowl XVI to culminate a 16-win season, defeating the Cincinnati Bengals in the process, 49 days after they had defeated the Bengals during the regular season, in the 49th NFL World Championship game in history, on a date 134 years to the day that prospectors discovered gold for the first time in Northern California, at Sutter's Mill, Coloma, California, January 24, 1848.

Postseason Single Game Records

MOST RUSHING YARDS

49ERS	85	— Ken Willard (27 carries) at Minnesota	12-27-70
Opp.	159	— Joe Morris (24 carries) of N.Y. Giants	1-4-87

MOST CARRIES

49ERS	27	— Ken Willard (85 yards) at Minnesota	12-27-70
Opp.	36	— John Riggins (123 yards) of Washington	1-8-84

HIGHEST RUSHING AVERAGE

(Min. 4 carries)

49ERS	12.0	— Steve Young (6 for 72 yards) vs. Minnesota	1-9-88
Opp.	7.8	— Thomas Tracey (11 for 86 yards) of Detroit	12-22-57

MOST PASSES ATTEMPTED

49ERS	48	— Joe Montana (27 completed for 347 yards) at Washington	1-8-84
Opp.	50	— Dan Marino (29 completed for 318 yards) of Miami	1-20-85

MOST PASSES COMPLETED

49ERS	27	— Joe Montana (48 attempted for 347 yards) at Washington	1-8-84
Opp.	29	— Dan Marino (50 attempted for 318 yards) of Miami	1-20-85

MOST YARDS PASSING

49ERS	347	— Joe Montana (27 of 48) at Washington	1-8-84
Opp.	318	— Dan Marino (29 of 50) of Miami	1-20-85

HIGHEST COMPLETION PERCENTAGE

49ERS	.706	— Steve Young (12 of 17) vs. Minnesota	1-9-88
Opp.	.735	— Ken Anderson (25 of 34) of Cincinnati	1-24-82

MOST TD PASSES

49ERS	3	— Y.A. Tittle vs. Detroit	12-22-57
		— Joe Montana vs. Dallas	1-10-82
		— Joe Montana at Washington	1-8-84
		— Joe Montana vs. N.Y. Giants	12-29-84
		— Joe Montana vs. Miami	1-20-85
Opp.	4	— Phil Simms of N.Y. Giants	1-4-87

MOST PASS RECEPTIONS

49ERS	9	— Billy Wilson (107 yards) vs. Detroit	12-22-57
		— Dwight Clark (112 yards) vs. N.Y. Giants	12-29-84
		— Roger Craig (78 yards) vs. Minnesota	1-9-88
Opp.	11	— Dan Ross (104 yards) of Cincinnati	1-24-82

MOST RECEIVING YARDS

49ERS	120	— Dwight Clark (8 catches) vs. Dallas	1-10-82
		— Dwight Clark (8 catches) at N.Y. Giants	12-28-85
Opp.	227	— Anthony Carter (10 catches) of Minnesota	1-9-88

MOST INTERCEPTIONS

49ERS	2	— Skip Vanderbunt (4 yards) vs. Dallas	12-23-72
		— Ronnie Lott (32 yards) vs. N.Y. Giants	1-3-82
		— Riki Ellison (8 yards) vs. Detroit	12-31-83

Opp.	2	— Charlie Waters (12 yards) of Dallas	12-23-72
		— Everson Walls (0 yards) of Dallas	1-10-82
		— Gary Reasons (33 yards) of N.Y. Giants	12-29-84
		— Gary Fencik (5 yards) of Chicago	1-6-85

MOST INTERCEPTION RETURN YARDS

49ERS	48	— Jeff Fuller (1 Int-TD) vs. Minnesota	1-9-88
Opp.	45	— Reggie Rutland (1 Int-TD) of Minnesota	1-9-88

MOST PUNTS

49ERS	10	— Steve Spurrier (337 yards) vs. Washington	12-26-71
	10	— Max Runager (400 yards) at N.Y. Giants	1/4/87
Opp.	7	— Tom McNeil (276 yards) of Minnesota	12-27-70
		— Dave Finzer (302 yards) of Chicago	1-6-85

MOST PUNTING YARDS

49ERS	400	— Max Runager (10 punts) at N.Y. Giants	1-4-87
Opp.	302	— Dave Finzer (7 punts) of Chicago	1-6-85

HIGHEST PUNTING AVERAGE

49ERS	46.3	— Jim Miller (4 punts/185 yards) vs. Cincinnati	1-24-82
Opp.	46.2	— Mike Bragg (5 punts/231 yards) of Washington	12-26-71

MOST POINTS SCORED

49ERS	18	— Larry Schreiber (3 rushing TDs) vs. Dallas	12-23-72
		— Roger Craig (2 receiving TDs & 1 rushing TD) vs. Miami	1-20-85
	18	— Chuck Nelson (5 FG, 3 PAT) of Minnesota	1-9-88

Longest Plays

LONGEST RUN FROM SCRIMMAGE

49ERS	71	— Hugh McElhenny vs. Detroit	12-22-57
Opp.	58	— Thomas Tracey (touchdown) of Detroit	12-22-57

LONGEST PASS COMPLETION

49ERS	78	— (touchdown) Gene Washington from John Brodie vs. Washington	12-26-71
Opp.	72	— (touchdown) Earnest Gray of N.Y. Giants	1-3-82

LONGEST INTERCEPTION RETURN

49ERS	48	— Jeff Fuller vs. Minnesota	1-9-88
Opp.	45	— Reggie Rutland of Minnesota	1-9-88

LONGEST PUNT

49ERS	59	— Steve Spurrier at Minnesota	12-27-70
		— Steve Spurrier vs. Dallas	1-3-71
Opp.	66	— Mike Bragg of Washington	12-26-71

LONGEST PUNT RETURN

49ERS	30	— Bruce Taylor at Minnesota	12-27-70
Opp.	47	— Ted Vactor of Washington	12-26-71

LONGEST KICKOFF RETURN

49ERS	97	— Vic Washington (touchdown) vs. Dallas	12-23-72
Opp.	67	— Leslie Duncan of Washington	12-26-71

Longest Scoring Plays

LONGEST TD RUN

49ERS	25	— Ricky Patton vs. N.Y. Giants	1-3-82
Opp.	58	— Thomas Tracey of Detroit	12-22-57

LONGEST TD RECEPTION

49ERS	78	— Gene Washington from John Brodie vs. Washington	12-26-71
Opp.	72	— Earnest Gray from Scott Brunner of N.Y. Giants	1-3-82

LONGEST FIELD GOAL

49ERS	43	— Ray Wersching vs. Minnesota	1-9-88
Opp.	54	— Ed Murray of Detroit	12-31-83

Tackles

MOST TOTAL TACKLES

49ERS	13	— Carlton Williamson (11 & 2) vs. Detroit	12-31-83
Opp.	12	— Bill Currier (8/4) of N.Y. Giants	12-29-84
	11	— Lee Roy Jordan (6 & 5) of Dallas	12-23-72
		— Ken Coffey (10 & 1) of Washington	1-8-84

MOST SOLO TACKLES

49ERS	11	— Carlton Williamson vs. Detroit	12-31-83
Opp.	10	— Ross Browner of Cincinnati	1-24-82
		— Ken Coffey of Washington	1-8-84

MOST ASSISTED TACKLES

49ERS	8	— Cedrick Hardman at Dallas	1-2-72
		— Frank Nunley at Dallas	1-2-72
Opp.	6	— Alvin Hall of Detroit	12-31-83

49ers' Coaches Records

Coach	Yrs	Dates	Games	W	L	T	Winning Percentage
Lawrence T. (Buck) Shaw	9	1946-54	116A	72	40	4	.638
Norman P. (Red) Strader	1	1955	12	4	8	0	.333
Frank C. (Frankie) Albert	3	1956-58	37A	19	17	1	.527
Howard W. (Red) Hickey	5*	1959-63	55	27	27	1	.500
Jack Christiansen	5*	1963-67	67	26	38	3	.411
Dick Nolan	8	1968-75	117A	56	56	5	.500
Monte Clark	1	1976	14	8	6	0	.571
Ken Meyer	1	1977	14	5	9	0	.357
Pete McCulley	1+	1978	9	1	8	0	.111
Fred O'Connor	1+	1978	7	1	6	0	.143
Bill Walsh	9	1979-present	147A	89	57	1	.609
Grand Total	42	1946-present	595†	308	272	15	.533

* Hickey coached the first 3 games of 1963/Christiansen the final 11.

+ McCulley coached the first 9 games of 1978/O'Connor the final 7.

A Includes postseason play.

† Includes 10-9 Postseason record.

Career Postseason Leaders

PASSING

Passing	Att.	Comp.	Yds.	Pct.	TD	Int.
1. Montana, Joe	363	214	2671	58.9	17	15
2. Brodie, John	143	71	973	49.7	4	7
3. Tittle, Y.A.	31	18	248	58.1	3	3
4. Young, Steve	17	12	158	70.5	1	1
5. Kemp, Jeff	22	7	64	31.8	0	1

RUSHING (Yards)

Player	No.	Yds.	Avg.	Long	TD
1. Tyler, Wendell	73	338	4.6	25	2
2. Montana, Joe	36	224	6.2	53	2
3. Craig, Roger	64	209	3.7	39	2
4. Willard, Ken	65	176	2.7	14	0
5. Washington, Vic	36	173	4.8	27	0

RECEIVING

Player	No.	Yds.	Avg.	Long	TD
1. Clark, Dwight	48	726	15.1	39	3
2. Craig, Roger	36	302	8.4	31	2
3. Solomon, Freddie	34	537	15.8	76t	6
4. Francis, Russ	23	277	12.0	27	1
5. Wilson, Mike	22	252	11.5	26	2

INTERCEPTIONS

Player	No.	Yds.	Avg.	Long	TD
1. Lott, Ronnie	4	70	17.5	38	1
2. Hicks, Dwight	3	49	16.3	27	0
Wright, Eric	3	25	8.3	25	0
Ellison, Riki	3	20	6.7	12	0
5. Vanderbundt, Skip	2	4	2.0	4	0
Williamson, Carlton	2	2	1.0	2	0

KICKOFF RETURNS

Player	No.	Yds.	Avg.	Long	TD
1. Washington, Vic	9	250	27.8	97t	1
2. Lawrence, Amos	7	165	23.6	47	0
McLemore, Dana	7	142	20.3	26	0
4. Cribbs, Joe	6	99	16.5	29	0
Monroe, Carl	6	84	14.0	17	0

PUNT RETURNS

Player	No.	Yds.	Avg.	FC	Long	TD
1. McLemore, Dana	17	156	9.2	5	28	0
2. Taylor, Roosevelt	5	67	13.4	1	30	0
Taylor, Bruce	5	1	0.2	4	5	0
4. Hicks, Dwight	3	27	9.0	1	12	0
5. Fuller, John	3	18	6.0	0	8	0

PUNTING

(BASED ON AVERAGE)

Player	No.	Yds.	Avg.	TB	I20	Long	Bk
1. Miller, Jim	12	498	41.5	0	2	52	0
2. Runager, Max	33	1298	39.3	1	7	49	0
3. McCann, Jim	7	262	37.4	0	0	48	0
4. Jessup, Bill	3	108	36.0	0	0	42	0
5. Spurrier, Steve	29	1041	35.9	0	0	59	0

SCORING

Player	TR	TP	TRT	FG	PAT	SF	TP
1. Wersching, Ray	0	0	0	13/22	30/30	0	69
2. Solomon, Freddie	0	6	0	0/0	0/0	0	36
3. Craig, Roger	2	2	0	0/0	0/0	0	24
4. Gossett, Bruce	0	0	0	4/9	10/10	0	22
5. Clark, Dwight	0	3	0	0/0	0/0	0	18
Schreiber, Larry	3	0	0	0/0	0/0	0	18

49ers' Top-10 All-Time Crowds (Home & Away)

RANK	OPPONENT	ATTENDANCE	DATE	RESULTS
1.	at L.A. Rams	102,368	11/10/57	Rams 37-24
2.	at L.A. Rams	95,082	11/09/58	Rams 56-7
3.	at L.A. Rams	94,276	11/08/59	49ers 24-16
4.	at L.A. Raiders	87,006	9/22/85	49ers 34-10
5.	at L.A. Rams	85,856	11/08/53	49ers 31-27
6.	at L.A. Rams +	84,483	10/11/76	49ers 16-0
7.	at Super Bowl XIX	84,059	1/20/85	49ers 38-16
8.	at New Orleans	81,595	9/26/71	49ers 38-20
9.	at Super Bowl XVI	81,270	1/24/82	49ers 26-21
10.	at Cleveland	80,698	11/15/53	Browns 23-21

+ Monday Night

(Super Bowl XIX vs. Miami at Stanford, CA, & Super Bowl XVI vs. Cincinnati at Pontiac, MI)

Miscellaneous Records

INDIVIDUAL

Most Consecutive Passes Completed

22# — Joe Montana vs. Cleveland (Nov. 29, 1987)-5 and at Green Bay (Dec. 6, 1987)-17

Most Consecutive Passes Without Interception

122 — Joe Montana — 23rd Pass at Washington (Oct. 4, 1981) through 23rd Pass at Pittsburgh (Nov. 1, 1981)

Most Consecutive Games Scoring a TD

13+ — Jerry Rice — 16th game - 1986 through final regular season game - 1987

Most Consecutive Games Rushing for TD

5 — Joe Perry — 11th & 12th Games - 1953 through 3rd Game - 1954
Hugh McElhenny — 1st through 5th Games - 1954

Most Consecutive Games Throwing TD Pass

21 — John Brodie — Last 6 Games - 1970 through 1st 15 Games - 1972
(includes three postseason games)

Most Consecutive Games Catching TD Pass

13+ — Jerry Rice — 16th game - 1986 through final regular season game - 1987

Most Consecutive Games Intercepting a Pass

4 — Dick Moegle — 6th through 9th Games - 1956

Most Consecutive PAT'S

234# — Tommy Davis — 1st Game - 1959 through 13th Game - 1965

Most Consecutive Regular Season Games Catching at Least One Pass

105 — Dwight Clark — 2nd Game - 1980 through 1st game - 1987.
(113 including 8 playoff games)

Most Consecutive Games Kicking FG

25 — Bruce Gossett — 11th Game - 1970 through 5th Game - 1972
(includes four postseason games)

Most Consecutive FG's

13 — Bruce Gossett — 5th through 12th Games - 1973

Most Consecutive +300-Yard Passing Games

5# — Joe Montana — 2nd through 6th Games - 1982

Most Games

212 — Jimmy Johnson — 1961-1976

Most Consecutive Games

208 — Len Rohde — 1960-1974

TEAM

Most Consecutive Games Intercepting a Pass

20 — Last 3 Games - 1950 through 1st 5 Games - 1952

Most Consecutive PAT's

301 — 1st Game 1957 through 13th Game 1965

Most Consecutive Games Without Losing a Fumble

7 — 6th through 12th Games - 1960

PAT RECORD

100% — 32 (1954), 33 (1957), 34 (1958), 31 (1959), 21 (1960), 44 (1961), 36 (1962), 24 (1963), 30 (1964), 33 (1967), 33 (1971), 26 (1973), 23 (1977), 30 (1981), 51 (1983), 56 (1984).

#All-Time NFL Record

†On Going at Start of 1988

Forty Niners' Big Days

RUSHING

194	— Delvin Williams at St. Louis	October 31, 1976 (34 Carries)
190	— Wilbur Jackson vs New Orleans	November 27, 1977 (16 Carries)
180	— Delvin Williams vs Washington	November 7, 1976 (23 Carries)
174	— Joe Perry vs Detroit	November 2, 1958 (13 Carries)
170	— Hugh McElhenny at Dallas Texans	October 5, 1952 (7 Carries)
168	— J. D. Smith vs Minnesota	November 26, 1961 (28 Carries)
162	— Ken Willard at Atlanta	December 15, 1968 (25 Carries)
159	— Hugh McElhenny at Green Bay	November 23, 1958 (22 Carries)
156	— Wilbur Jackson vs Minnesota	November 29, 1976 (30 Carries)
153	— Delvin Williams vs Minnesota	November 29, 1976 (20 Carries)
153	— Joe Perry at Green Bay	November 22, 1953 (16 Carries)

PASSING

441	— Joe Montana at Washington	November 17, 1986 (33 of 60)
429	— Joe Montana at Atlanta	October 6, 1985 (37 of 57)
408	— Joe Montana at St. Louis	November 21, 1982 (26 of 39)
381	— Joe Montana vs Washington	September 10, 1984 (24 of 40)
371	— Y.A. Tittle vs Baltimore	December 13, 1953 (29 of 44)
365	— Joe Montana at Los Angeles Rams	October 28, 1984 (21 of 31)
359	— Jeff Kemp vs. Minnesota	October 12, 1986 (23 of 42)
358	— Joe Montana at Los Angeles Rams	October 23, 1983 (25 of 39)
356	— Joe Montana vs San Diego	December 11, 1982 (31 of 46)
356	— Joe Montana at Tampa Bay	September 7, 1986 (32 of 46)
356	— John Brodie at Los Angeles Rams	November 9, 1969 (25 of 42)
354	— Joe Montana at New Orleans	December 15, 1985 (25 of 38)
353	— Joe Montana at Houston	October 21, 1984 (25 of 35)
348	— Steve DeBerg vs Chicago	October 28, 1979 (26 of 41)
347	— Joe Montana at Washington+	January 8, 1984 (27 of 48)
345	— Steve DeBerg vs Atlanta	September 28, 1980 (32 of 51)
345	— Steve DeBerg at Atlanta	December 16, 1979 (29 of 54)
342	— Joe Montana vs. Cleveland	November 29, 1987 (23 of 31)
341	— Joe Montana at St. Louis	September 18, 1983 (20 of 32)
341	— Y.A. Tittle at New York Giants	November 9, 1952 (16 of 29)
336	— Joe Montana at Denver	September 19, 1982 (26 of 37)

334	— Joe Montana vs New Orleans	November 28, 1982 (27 of 42)
334	— Joe Montana vs St. Louis	October 18, 1987 (31 of 39)
332	— Jeff Kemp vs New Orleans	September 21, 1986 (29 of 44)
328	— Joe Montana vs L.A. Rams	December 9, 1985 (26 of 36)
328	— John Brodie vs Green Bay	December 10, 1961 (19 of 29)
327	— John Brodie at Chicago Bears	November 13, 1966 (28 of 54)
324	— George Mira at Atlanta	December 10, 1967 (20 of 34)
322	— Joe Montana vs Dallas	December 22, 1985 (24 of 34)
322	— John Brodie vs Chicago Bears	November 19, 1961 (11 of 19)
321	— Steve DeBerg at Houston	September 17, 1978 (20 of 32)
320	— Steve Spurrier vs Minnesota	October 14, 1973 (31 of 48)

RECEIVING

241	— Jerry Rice vs L.A. Rams	December 9, 1985 (10 Catches)
231	— Dave Parks at Baltimore	October 3, 1965 (9 Catches)
225	— Bernie Casey at Chicago Bears	November 13, 1966 (12 Catches)
204	— Jerry Rice at Washington	November 17, 1986 (12 Catches)
196	— Gordy Soltau at New York Giants	November 9, 1952 (10 Catches)
192	— Billy Wilson vs Chicago Bears	October 23, 1955 (8 Catches)
186	— Dick Witcher at Atlanta	December 10, 1967 (11 Catches)
181	— Jim Johnson vs Detroit	November 11, 1962 (11 Catches)
172	— Jerry Rice vs Indianapolis	October 5, 1986 (6 Catches)
169	— Bernie Casey at Philadelphia	September 20, 1964 (6 Catches)
167	— Roger Craig at Atlanta	October 6, 1985 (12 Catches)
165	— Hugh McElhenny vs Baltimore	December 8, 1957 (8 Catches)
164	— Gene Washington at Green Bay	November 5, 1972 (6 Catches)
160	— Gene Washington vs New England	October 31, 1971 (5 Catches)

+Postseason

49ers' Longest Plays

Top-Ten Long Runs from Scrimmage

89t	Hugh McElhenny at Dallas Texans	October 5, 1952
86t	Hugh McElhenny at Green Bay	November 18, 1956
82t	Hugh McElhenny vs Dallas Texans	October 26, 1952
80	Wilbur Jackson vs New Orleans	November 27, 1977
80t	Delvin Williams vs Washington	November 7, 1976
80t	J.D. Smith vs Green Bay	December 7, 1958
78t	Joe Perry vs Dallas Texans	October 26, 1952
78t	Joe Perry vs Green Bay	December 10, 1950
75t	Jimmy Thomas vs Chicago Bears	December 6, 1969
73t	J.D. Smith vs Detroit	November 1, 1959
73t	Joe Perry vs Detroit	November 2, 1958

Top-Ten Long Forward Passes

93t	Steve DeBerg to Freddie Solomon vs Atlanta . . .	September 28, 1980
85t	Jim Plunkett to Delvin Williams vs Washington . . .	November 7, 1976
83t	John Brodie to Dave Parks at Los Angeles Rams . . .	October 18, 1964
81t	Steve Spurrier to Ted Kwalick vs New Orleans . . .	October 22, 1972
80t	Joe Montana to Dwight Clark at Houston	October 21, 1984
80t	John Brodie to Clifton McNeil at Green Bay	September 28, 1969
80t	John Brodie to Dave Parks vs Minnesota	October 25, 1964
80t	John Brodie to Jim Johnson at Chicago Bears	October 14, 1962
79t	John Brodie to Gene Washington at Chicago Bears . . .	November 8, 1970
79t	George Mira to Dave Parks at Minnesota	November 8, 1964

Top-Ten Long Punts

86	Larry Barnes vs Chicago Cardinals	September 29, 1957
82	Tommy Davis vs Minnesota	September 30, 1962
81	Tommy Davis at St. Louis Cardinals	November 25, 1962
80	Jim Miller at Denver Broncos	September 19, 1982
79	Tommy Davis at Chicago Bears	October 14, 1962
76	Larry Barnes vs Baltimore	December 8, 1957
75	Verl Lillywhite vs Cleveland	September 30, 1951
74	Tommy Davis vs Chicago Bears	October 30, 1960
72	Jon Kilgore vs Chicago Bears	December 6, 1969
71	Tommy Davis vs Chicago Bears	October 25, 1959

Top-Ten Long Punt Returns

94t	Hugh McElhenny at Chicago Bears	October 19, 1952
93t	Dana McLemore vs Los Angeles Rams	January 2, 1983
88t	Manfred Moore vs Atlanta	November 24, 1974
85t	Abe Woodson at Green Bay	October 21, 1962
83t	Dana McLemore vs. Chicago	December 14, 1987
80t	Abe Woodson vs Detroit	November 5, 1961
79t	Dana McLemore at New York Giants	October 8, 1984
76t	Don Griffin vs Atlanta	November 23, 1986
76	Bruce Taylor at Chicago Bears	November 8, 1970
70t	Kermit Alexander vs Green Bay	November 15, 1964

Top-Ten Long Kickoff Returns

105t	Abe Woodson at Los Angeles Rams	November 8, 1959
103t	Abe Woodson vs Minnesota	September 15, 1963
101t	James Owens at Detroit	November 2, 1980
99t	Abe Woodson at New York Giants	November 17, 1963
98t	Vic Washington at Atlanta	October 29, 1972
98t	Abe Woodson at Detroit	October 1, 1961
97t	Vic Washington vs Dallas	December 23, 1972+
97t	Lenny Lyles vs Baltimore	December 18, 1960
96	Joe Arenas vs Baltimore	December 16, 1956
95t	Carl Monroe at Washington	December 1, 1985
95t	Abe Woodson vs Minnesota	September 15, 1963

+Postseason

Top-Ten Long Interception Returns

94t	Alvin Randolph vs Chicago Bears	December 11, 1966
88t	Tory Nixon at Green Bay	October 26, 1986
83t	Ronnie Lott at Kansas City	December 26, 1982
82	Carlton Williamson vs Seattle	November 25, 1985
77t	Tom Holmoe vs St. Louis	November 9, 1986
72	Dwight Hicks at Washington	October 4, 1981
70t *	Tom Holmoe at Miami	September 28, 1986
70	Bruce Taylor vs Green Bay	November 1, 1970
69	Ed Beard at Chicago Bears	November 10, 1968
66t	Kermit Alexander at Pittsburgh	November 24, 1968

* Lateral from Ronnie Lott

Top-Ten Long Fumble Returns

80t	Dwight Hicks at Washington	October 4, 1981
75t	Clark Miller at Detroit	November 14, 1965
73t	Skip Vanderbundt at Dallas	November 23, 1972
71	Gerard Williams vs New Orleans	September 23, 1979
66t	Windlan Hall vs Philadelphia	December 2, 1973
65t	Keena Turner at Washington	December 1, 1985
63t	Tommy Hart at St. Louis	October 24, 1971
40t	Matt Hazeltine at Detroit	October 18, 1959
39	Bruce Taylor at Kansas City	October 5, 1975
37t	Abe Woodson at Chicago Bears	October 14, 1962

Top-Ten Long Field Goals

54	Steve Mike-Mayer at L.A. Rams	November 9, 1975
54	Bruce Gossett vs New Orleans	October 21, 1973
53	Tommy Davis at Los Angeles Rams	October 17, 1965
53	Ray Wersching at Detroit	September 2, 1984
52	Ray Wersching at New Orleans	October 16, 1983
52	Bruce Gossett at Houston	November 15, 1970
51	Steve Mike-Mayer vs Chicago Bears	November 16, 1975
50	Ray Wersching at New Orleans	November 2, 1986
50	Ray Wersching at New York Giants	October 16, 1977
50	Bruce Gossett at Green Bay	November 5, 1972
50	Tommy Davis vs New Orleans	October 22, 1967
50	Tommy Davis vs Los Angeles Rams	November 21, 1965

Long Returns of Field Goal Attempt

92t	Bruce Taylor at New Orleans	December 13, 1970
55t	Bruce Taylor at New Orleans	September 26, 1971
38	Kermit Alexander vs Philadelphia	November 20, 1966
30	Kermit Alexander at Philadelphia	September 20, 1964

Pro Bowl 49ers

1951 (Jan. 14)

Frank Albert, QB
Visco Grgich, G
Leo Nomellini, T
Norm Standlee, FB
John Strzykalski, HB

1952 (Jan. 12)

Jim Cason, HB
Ray Collins, T
Leo Nomellini, T
• Gordy Soltau, E

1953 (Jan. 10)

Ed Henke, E
• Bill Johnson, C
Hugh McElhenny, HB
Leo Nomellini, T
Joe Perry, FB
Gordy Soltau, E

1954 (Jan. 17)

• Bill Johnson, C
Hugh McElhenny, HB
• Art Milchalik, G
• Leo Nomellini, T
• Joe Perry, FB
• Gordy Soltau, E
• Y.A. Tittle, QB

1955 (Jan. 16)

• Bruno Banducci, G
Al Carapella, T
Jim Cason, HB
• John Henry Johnson, HB
• Joe Perry, FB
• Y.A. Tittle, QB
•+ Billy Wilson, E

1956 (Jan. 15)

Dick Moegle, HB
Bob Toneff, T
• Billy Wilson, E

1957 (Jan. 13)

• Hugh McElhenny, HB
Leo Nomellini, T
• Bob St. Clair, T
• Billy Wilson, E

1958 (Jan. 12)

Marv Matuszak, LB
•+ Hugh McElhenny, HB
Leo Nomellini, T
• Y.A. Tittle, QB
• Billy Wilson, E

1959 (Jan. 11)

Hugh McElhenny, HB
Jerry Mertens, HB
Leo Nomellini, T
• Bob St. Clair, T
• Billy Wilson, E

1960 (Jan. 17)

Dave Baker, HB
Leo Nomellini, T
• Bob St. Clair, T
J.D. Smith, FB
Billy Wilson, E
Abe Woodson, DHB

1961 (Jan. 15)

• Bruce Bosley, G
Charlie Krueger, DT
Leo Nomellini, T
• Bob St. Clair, T
Abe Woodson, DHB

1962 (Jan. 14)

• Ted Connolly, G
• Eddie Dove, DHB
Leo Nomellini, T
• Bob St. Clair, T
• Abe Woodson, DHB

1963 (Jan. 13)

Tommy Davis, K
Matt Hazeltine, LB
• J.D. Smith, FB
• Abe Woodson, DHB

1964 (Jan. 12)

Tommy Davis, K
Abe Woodson, DHB



1965 (Jan. 10)

Matt Hazeltine, LB
 Charlie Krueger, DT
 Dave Parks, E

1966 (Jan. 16)

- * Bruce Bosley, C
- * John Brodie, QB
- John David Crow, HB
- * Dave Parks, E
- * Walt Rock, T
- * Ken Willard, FB

1967 (Jan. 22)

- Bruce Bosley, C
- * Howard Mudd, G
- * Dave Parks, E
- Walt Rock, T
- John Thomas, T
- Dave Wilcox, LB
- Ken Willard, FB

1968 (Jan. 21)

Bruce Bosley, C
 Howard Mudd, G

1969 (Jan. 19)

- * Kermit Alexander, CB
- * Clifton McNeil, E
- * Howard Mudd, G
- Dave Wilcox, LB
- * Ken Willard, FB

1970 (Jan. 18)

- Elmer Collett, G
- Jimmy Johnson, CB
- Gene Washington, WR
- * Dave Wilcox, LB
- Ken Willard, FB

1971 (Jan. 24)

- * John Brodie, QB
- * Jimmy Johnson, CB
- Len Rohde, T
- * Gene Washington, WR
- Dave Wilcox, LB

1972 (Jan. 23)

- * Forrest Blue, C
- * Cedrick Hardman, DE
- * Jimmy Johnson, CB

- * Ted Kwalick, TE
- Bruce Taylor, CB
- * Gene Washington, WR
- Vic Washington, RB
- * Dave Wilcox, LB

1973 (Jan. 21)

- * Forrest Blue, C
- * Jimmy Johnson, CB
- * Ted Kwalick, TE
- Woody Peoples, G
- * Gene Washington, WR
- * Dave Wilcox, LB

1974 (Jan. 20)

- * Forrest Blue, C
- * Ted Kwalick, TE
- Woody Peoples, G
- * Dave Wilcox, LB
- Tom Wittum, P

1975 (Jan. 20)

- Forrest Blue, C
- Jimmy Johnson, CB
- Tom Wittum, P

1976 (Jan. 26)

- * Cedrick Hardman, DE

1977 (Jan. 17)

- * Cleveland Elam, DT
- * Tommy Hart, DE
- Dave Washington, LB
- Delvin Williams, RB

1978 (Jan. 23)

- * Cleveland Elam, DT

1979 (Jan. 29)

None

1980 (Jan. 27)

None

1981 (Feb. 1)

None

1982 (Jan. 31)

- Dwight Clark, WR
- * Randy Cross, G
- Fred Dean, DE

- Dwight Hicks, S
- * Ronnie Lott, CB
- Joe Montana, QB

1983 (Feb. 6)

- * Dwight Clark, WR
- * Randy Cross, G
- Dwight Hicks, S
- Ronnie Lott, CB

1984 (Jan. 29)

- Fred Dean, DE
- Dwight Hicks, S
- * Ronnie Lott, CB
- Joe Montana, QB
- 49ers' Coaching Staff

1985 (Jan. 27)

- * Randy Cross, G
- Keith Fahnhorst, T
- * Dwight Hicks, S
- Ronnie Lott, CB
- * Joe Montana, QB
- * Fred Quillan, C
- Keena Turner, LB
- Wendell Tyler, RB
- Carlton Williamson, S
- Eric Wright, CB

1986 (Feb. 2)

- Michael Carter, NT
- * Roger Craig, FB
- *# Joe Montana, QB
- Fred Quillan, C
- * Carlton, Williamson, S
- *# Eric Wright, CB

1987 (Feb. 1)

- * Ronnie Lott, S
- * Jerry Rice, WR

1988 (Feb. 7)

- * Michael Carter, NT
- Roger Craig, RB
- * Ronnie Lott, S
- * Joe Montana, QB
- * Jerry Rice, WR

+ MVP

* Starter

*# Voted as starters but did not play

All-Pro 49ers

1946 — **Alyn Beals** E, **Bruno Banducci** G, **Frank Albert** QB (2nd), **Norm Standlee** F (2nd)

1947 — **Bruno Banducci** G, **Alyn Beals** E (2nd), **John Woudenberg** T (2nd), **John Strzykalski** H (2nd), **Norm Standlee** F (2nd)

1948 — **Alyn Beals** E, **John Strzykalski** H, **John Woudenberg** T (2nd), **Riley Matheson** G (2nd), **Frank Albert** QB (2nd)

1949 — **Alyn Beals** E, **Visco Grgich** G, **Joe Perry** B, **Frank Albert** QB

1950 — None

1951 — **Leo Nomellini** T (AP)

1952 — *1 **Hugh McElhenny** HB (AP, UPI), **Leo Nomellini** T (AP, UPI), **Gordy Soltau** E (AP, UPI)

1953 — **Bruno Banducci** G (UPI), **Hugh McElhenny** HB (AP, UPI), **Leo Nomellini** DT (AP, UPI), **Joe Perry** FB (AP, UPI)

1954 — **Bruno Banducci** G (AP, UPI), **Leo Nomellini** DT (AP, UPI), **Joe Perry** FB (AP, UPI)

1955 — **Bob St. Clair** T (UPI), **Bob Toneff** DT (AP), **Billy Wilson** E (UPI)

1956 — None

1957 — **Marv Matuszak** LB (AP, UPI), **Leo Nomellini** DT (AP, UPI), *2 **Y.A. Tittle** QB (AP, UPI), **Billy Wilson** E (AP, UPI)

1958 — None

1959 — **Leo Nomellini** DT (AP, UPI), **J.D. Smith** HB (UPI), **Abe Woodson** CB (AP, UPI)

1960 — **Abe Woodson** CB (AP)

1961 — None

1962 — **Abe Woodson** CB (NEA)

1963 — **Abe Woodson** CB (NEA)

1964 — None

1965 — **Dave Parks** SE (AP, NEA, UPI)

1966 — **Dave Parks** SE (NEA), **John Thomas** G (AP, NEA)

1967 — **Howard Mudd** G (NEA), **Dave Wilcox** OLB (NEA)

1968 — **Clifton McNeil** WR (AP, NEA, UPI), **Howard Mudd** G (AP, NEA, UPI)

1969 — **Jimmy Johnson** CB (NEA, PF HOF)

1970 — *3 **John Brodie** QB (AP, NEA, PFWA), **Jimmy Johnson** CB (AP, NEA, PFWA), **Gene Washington** WR (AP, NEA, PFWA), **Dave Wilcox** LB (NEA)

1971 — **Forrest Blue** C (AP, PFWA), **Cedrick Hardman** DE (PFWA 2nd), **Jimmy Johnson** CB (AP, NEA, PFWA), **Ted Kwalick** TE (PFWA 2nd), **Gene Washington** WR (PFWA 2nd), **Dave Wilcox** OLB (AP, NEA, PFWA)

1972 — **Forrest Blue** C (AP, PFWA & 2nd NEA), **Jimmy Johnson** CB (AP, NEA, PFWA), **Ted Kwalick** TE (AP, NEA & 2nd PFWA), **Gene Washington** (AP, PFWA & 2nd NEA), **Dave Wilcox** OLB (AP, NEA, PFWA)

1973 — **Forrest Blue** C (AP, PFWA), **Dave Wilcox** OLB (NEA, PFWA)

1974 — None

1975 — **Cedrick Hardman** DE (2nd NEA)

1976 — **Tommy Hart** DE (NEA, PFWA & 2nd AP)

1977 — **Cleveland Elam** DT (AP, NEA, PFWA)

1978 — None

1979 — None

1980 — None

1981 — **Randy Cross** G (NEA, PFWA & 2nd AP), *4 **Fred Dean** DE (AP, PFWA & 2nd NEA), **Dwight Hicks** S (2nd AP, 2nd NEA), **Ronnie Lott** CB (AP, NEA, PFWA), *5 **Joe Montana** QB (2nd AP, 2nd NEA)

1982 — *6 **Dwight Clark** WR (AP, NEA, PFWA), **Keena Turner** LB (2nd NEA)

1983 — **Keith Fahnhorst** T (NEA), **Ronnie Lott** CB (PFWA), **Joe Montana** QB (2nd NEA)

1984 — **Randy Cross** G (2nd AP & NEA), **Keith Fahnhorst** T (AP, NEA, PFWA), *7 **Joe Montana**, QB (2nd AP), **Eric Wright**, CB (2nd AP)

1985 — **Michael Carter** NT (2nd AP), **Roger Craig** FB (2nd AP, UPI, NEA), **Randy Cross** G (NEA), **Keith Fahnhorst** (2nd NEA), **Keena Turner** LB (2nd NEA), **Eric Wright** CB (AP, NEA).

1986 — **Michael Carter** NT (2nd AP), **Randy Cross** G (2nd AP & NEA), **Ronnie Lott** S (AP, NEA, PFWA, UPI), *8 **Jerry Rice** WR (AP, NEA, PFWA, UPI), **Keena Turner** LB (2nd UPI), **Ray Wersching** K (2nd UPI).

1987 — **Michael Carter** NT (AP, NEA, PFWA, UPI), **Roger Craig** RB (UPI), **Randy Cross** C (UPI), **Don Griffin** CB (UPI), **Ronnie Lott** S (AP, PFWA), **Joe Montana** QB (AP, PFWA), *9 **Jerry Rice** (AP, NEA, PFWA).

*1 **McElhenny** was named UPI "Rookie-of-the-Year" and *Sport Magazine's* "Player-of-the-Year".

*2 **Tittle** was named UPI's "Player-of-the-Year".

*3 **Brodie** was named NFL "Player-of-the-Year" by AP, *Pro Football Guide*, and *The Football News*. He was also named "NFL Offensive Player-of-the-Year" by NEA and *Pro Football Weekly*.

*4 **Dean** was named NFLPA's NFL "Defensive Lineman-of-the-Year".

*5 **Montana** was named MVP of Super Bowl XVI & Navy's "NFL Co-MVP".

*6 **Clark** was named Sports Illustrated's NFL "Player-of-the-Year".

*7 **Montana** was named MVP of Super Bowl XIX.

*8 **Rice** was named Sports Illustrated's NFL "Player-of-the-Year". He was also named "NFL Offensive Player-of-the-Year" by *Pro Football Weekly*.

*9 **Rice** was named PFWA and NEA's NFL and "NFL Player-of-the-Year" by *Football News*, *Football Digest*, *The Sporting News*, and the Maxwell Club. He was also named "NFL Offensive Player-of-the-Year" by AP, UPI and *Pro Football Weekly*.

1946-1949 selections from the All-America Football Conference

Hall of Fame Niners

Six members of the San Francisco Forty Niners are enshrined in Pro Football's Hall of Fame in Canton, Ohio. Included are all four members from San Francisco's "Million Dollar Backfield" of the mid-1950's: Y.A. Tittle, Joe Perry, John Henry Johnson and Hugh McElhenny. Another member of that same team, tackle Leo Nomellini, is also a member. The sixth 49er on display is running back O.J. Simpson. "Juice" was inducted in July of '85.

1988 National Football League Schedule

(All times local)

(CBS-TV and NBC-TV Doubleheader Games To Be Determined)

SUNDAY, SEPTEMBER 4 (First Weekend)

1. Atlanta at Detroit	1:00
2. Cleveland at Kansas City	3:00
3. Dallas at Pittsburgh	1:00
4. Houston at Indianapolis	3:00
5. Los Angeles Rams at Green Bay	12:00
6. Miami at Chicago	12:00
7. Minnesota at Buffalo	1:00
8. New York Jets at New England	4:00
9. Philadelphia at Tampa Bay	1:00
10. Phoenix at Cincinnati	1:00
11. San Diego at Los Angeles Raiders	1:00
12. San Francisco at New Orleans	12:00
13. Seattle at Denver	2:00

MONDAY, SEPTEMBER 5

14. Washington at New York Giants	9:00
-----------------------------------	------

SUNDAY, SEPTEMBER 11 (Second Weekend)

15. Chicago at Indianapolis	12:00
16. Cincinnati at Philadelphia	4:00
17. Detroit at Los Angeles Rams	1:00
18. Kansas City at Seattle	1:00
19. Los Angeles Raiders at Houston	3:00
20. Miami at Buffalo	1:00
21. New England at Minnesota	3:00
22. New Orleans at Atlanta	1:00
23. New York Jets at Cleveland	4:00
24. Pittsburgh at Washington	1:00
25. San Diego at Denver	2:00
26. San Francisco at New York Giants	1:00
27. Tampa Bay at Green Bay	12:00

MONDAY, SEPTEMBER 12

28. Dallas at Phoenix	6:00
-----------------------	------

SUNDAY, SEPTEMBER 18 (Third Weekend)

29. Atlanta at San Francisco	1:00
30. Buffalo at New England	1:00
31. Cincinnati at Pittsburgh	1:00
32. Denver at Kansas City	12:00
33. Green Bay at Miami	1:00
34. Houston at New York Jets	1:00
35. Los Angeles Rams at Los Angeles Raiders	1:00
36. Minnesota at Chicago	12:00
37. New Orleans at Detroit	1:00
38. New York Giants at Dallas	3:00
39. Philadelphia at Washington	1:00
40. Phoenix at Tampa Bay	1:00
41. Seattle at San Diego	1:00

MONDAY, SEPTEMBER 19

42. Indianapolis at Cleveland	9:00
-------------------------------	------

SUNDAY, SEPTEMBER 25 (Fourth Weekend)

43. Atlanta at Dallas	12:00
44. Chicago at Green Bay	12:00
45. Cleveland at Cincinnati	1:00

46. Los Angeles Rams at New York Giants	4:00
47. Miami at Indianapolis	12:00
48. New England at Houston	12:00
49. New York Jets at Detroit	1:00
50. Philadelphia at Minnesota	12:00
51. Pittsburgh at Buffalo	1:00
52. San Diego at Kansas City	3:00
53. San Francisco at Seattle	1:00
54. Tampa Bay at New Orleans	12:00
55. Washington at Phoenix	1:00

MONDAY, SEPTEMBER 26

56. Los Angeles Raiders at Denver	7:00
-----------------------------------	------

SUNDAY, OCTOBER 2 (Fifth Weekend)

57. Buffalo at Chicago	12:00
58. Cincinnati at Los Angeles Raiders	1:00
59. Cleveland at Pittsburgh	1:00
60. Denver at San Diego	1:00
61. Detroit at San Francisco	1:00
62. Green Bay at Tampa Bay	1:00
63. Houston at Philadelphia	1:00
64. Indianapolis at New England	1:00
65. Kansas City at New York Jets	4:00
66. Minnesota at Miami	4:00
67. New York Giants at Washington	1:00
68. Phoenix at Los Angeles Rams	1:00
69. Seattle at Atlanta	1:00

MONDAY, OCTOBER 3

70. Dallas at New Orleans	8:00
---------------------------	------

SUNDAY, OCTOBER 9 (Sixth Weekend)

71. Chicago at Detroit	1:00
72. Denver at San Francisco	1:00
73. Indianapolis at Buffalo	1:00
74. Kansas City at Houston	12:00
75. Los Angeles Rams at Atlanta	1:00
76. Miami at Los Angeles Raiders	1:00
77. New England vs. Green Bay at Milwaukee	12:00
78. New Orleans at San Diego	1:00
79. New York Jets at Cincinnati	1:00
80. Pittsburgh at Phoenix	1:00
81. Seattle at Cleveland	1:00
82. Tampa Bay at Minnesota	12:00
83. Washington at Dallas	12:00

MONDAY, OCTOBER 10

84. New York Giants at Philadelphia	9:00
-------------------------------------	------

SUNDAY, OCTOBER 16 (Seventh Weekend)

85. Atlanta at Denver	2:00
86. Cincinnati at New England	1:00
87. Dallas at Chicago	12:00
88. Detroit at New York Giants	1:00
89. Green Bay at Minnesota	12:00
90. Houston at Pittsburgh	1:00
91. Los Angeles Raiders at Kansas City	12:00

92. New Orleans at Seattle	1:00
93. Philadelphia at Cleveland	1:00
94. Phoenix at Washington	1:00
95. San Diego at Miami	1:00
96. San Francisco at Los Angeles Rams	1:00
97. Tampa Bay at Indianapolis	12:00

MONDAY, OCTOBER 17

98. Buffalo at New York Jets	9:00
------------------------------	------

SUNDAY, OCTOBER 23 (Eighth Weekend)

99. Cleveland at Phoenix	1:00
100. Dallas at Philadelphia	1:00
101. Denver at Pittsburgh	1:00
102. Detroit at Kansas City	12:00
103. Houston at Cincinnati	1:00
104. Indianapolis at San Diego	1:00
105. Los Angeles Raiders at New Orleans	12:00
106. Minnesota at Tampa Bay	1:00
107. New England at Buffalo	1:00
108. New York Giants at Atlanta	1:00
109. New York Jets at Miami	4:00
110. Seattle at Los Angeles Rams	1:00
111. Washington vs. Green Bay at Milwaukee	12:00

MONDAY, OCTOBER 24

112. San Francisco at Chicago	8:00
-------------------------------	------

SUNDAY, OCTOBER 30 (Ninth Weekend)

113. Atlanta at Philadelphia	1:00
114. Chicago at New England	1:00
115. Cincinnati at Cleveland	1:00
116. Green Bay at Buffalo	1:00
117. Kansas City at Los Angeles Raiders	1:00
118. Los Angeles Rams at New Orleans	12:00
119. Miami at Tampa Bay	1:00
120. Minnesota at San Francisco	1:00
121. New York Giants at Detroit	1:00
122. Phoenix at Dallas	12:00
123. Pittsburgh at New York Jets	1:00
124. San Diego at Seattle	1:00

SUNDAY NIGHT

125. Washington at Houston	7:00
----------------------------	------

MONDAY, OCTOBER 31

126. Denver at Indianapolis	9:00
-----------------------------	------

SUNDAY, NOVEMBER 6 (Tenth Weekend)

127. Buffalo at Seattle	1:00
128. Dallas at New York Giants	1:00
129. Detroit at Minnesota	12:00
130. Green Bay at Atlanta	1:00
131. Kansas City at Denver	2:00
132. Los Angeles Rams at Philadelphia	1:00
133. Miami at New England	1:00
134. New Orleans at Washington	4:00
135. New York Jets at Indianapolis	4:00
136. Pittsburgh at Cincinnati	1:00
137. San Francisco at Phoenix	2:00
138. Tampa Bay at Chicago	12:00

SUNDAY NIGHT

139. Los Angeles Raiders at San Diego	5:00
---------------------------------------	------

MONDAY, NOVEMBER 7

140. Cleveland at Houston	8:00
---------------------------	------

SUNDAY, NOVEMBER 13 (Eleventh Weekend)

141. Chicago at Washington	1:00
142. Cincinnati at Kansas City	12:00
143. Cleveland at Denver	2:00
144. Houston at Seattle	1:00
145. Indianapolis at Green Bay	12:00
146. Los Angeles Raiders at San Francisco	1:00
147. New England at New York Jets	1:00
148. New Orleans at Los Angeles Rams	1:00
149. New York Giants at Phoenix	2:00
150. Philadelphia at Pittsburgh	1:00
151. San Diego at Atlanta	1:00
152. Tampa Bay at Detroit	1:00

SUNDAY NIGHT

153. Minnesota at Dallas	7:00
--------------------------	------

MONDAY, NOVEMBER 14

154. Buffalo at Miami	9:00
-----------------------	------

SUNDAY, NOVEMBER 20 (Twelfth Weekend)

155. Atlanta at Los Angeles Raiders	1:00
156. Chicago at Tampa Bay	1:00
157. Cincinnati at Dallas	12:00
158. Denver at New Orleans	12:00
159. Detroit vs. Green Bay at Milwaukee	12:00
160. Indianapolis at Minnesota	12:00
161. New York Jets at Buffalo	1:00
162. Philadelphia at New York Giants	4:00
163. Phoenix at Houston	12:00
164. Pittsburgh at Cleveland	1:00
165. San Diego at Los Angeles Rams	1:00
166. Seattle at Kansas City	12:00

SUNDAY NIGHT

167. New England at Miami	8:00
---------------------------	------

MONDAY, NOVEMBER 21

168. Washington at San Francisco	6:00
----------------------------------	------

**THURSDAY, NOVEMBER 24 (Thirteenth Weekend)
(Thanksgiving Day)**

169. Minnesota at Detroit	12:30
170. Houston at Dallas	3:00

SUNDAY, NOVEMBER 27

171. Buffalo at Cincinnati	1:00
172. Cleveland at Washington	1:00
173. Green Bay at Chicago	12:00
174. Kansas City at Pittsburgh	1:00
175. Los Angeles Rams at Denver	2:00
176. Miami at New York Jets	1:00
177. New England at Indianapolis	4:00
178. Phoenix at Philadelphia	1:00
179. San Francisco at San Diego	1:00
180. Tampa Bay at Atlanta	1:00

SUNDAY NIGHT

181. New York Giants at New Orleans	7:00
-------------------------------------	------

MONDAY, NOVEMBER 28

182. Los Angeles Raiders at Seattle	6:00
-------------------------------------	------

SUNDAY, DECEMBER 4 (Fourteenth Weekend)

183. Buffalo at Tampa Bay	1:00
184. Dallas at Cleveland	1:00
185. Denver at Los Angeles Raiders	1:00
186. Green Bay at Detroit	1:00
187. Indianapolis at Miami	1:00
188. New Orleans at Minnesota	12:00
NBC-TV	
189. New York Jets at Kansas City	3:00
190. Phoenix at New York Giants	1:00
191. San Diego at Cincinnati	1:00
192. San Francisco at Atlanta	1:00
193. Seattle at New England	1:00
194. Washington at Philadelphia	1:00

SUNDAY NIGHT

195. Pittsburgh at Houston	7:00
----------------------------	------

MONDAY, DECEMBER 5

196. Chicago at Los Angeles Rams	6:00
----------------------------------	------

SATURDAY, DECEMBER 10 (Fifteenth Weekend)

197. Indianapolis at New York Jets	12:30
198. Philadelphia at Phoenix	2:00

SUNDAY, DECEMBER 11

199. Atlanta at Los Angeles Rams	1:00
200. Cincinnati at Houston	12:00
201. Dallas at Washington	1:00
202. Detroit at Chicago	12:00
203. Kansas City at New York Giants	1:00
204. Los Angeles Raiders at Buffalo	1:00

205. Minnesota at Green Bay	12:00
206. New Orleans at San Francisco	1:00
207. Pittsburgh at San Diego	1:00
208. Tampa Bay at New England	1:00

SUNDAY NIGHT

209. Denver at Seattle	5:00
------------------------	------

MONDAY, DECEMBER 12

210. Cleveland at Miami	9:00
-------------------------	------

SATURDAY, DECEMBER 17 (Sixteenth Weekend)

211. New England at Denver	2:00
212. Washington at Cincinnati	12:30

SUNDAY, DECEMBER 18

213. Atlanta at New Orleans	12:00
214. Buffalo at Indianapolis	1:00
215. Detroit at Tampa Bay	1:00
216. Green Bay at Phoenix	2:00
217. Houston at Cleveland	1:00
218. Kansas City at San Diego	1:00
219. Miami at Pittsburgh	1:00
220. New York Giants at New York Jets	1:00
221. Philadelphia at Dallas	12:00
222. Seattle at Los Angeles Raiders	1:00


SUNDAY NIGHT

223. Los Angeles Rams at San Francisco	5:00
--	------

MONDAY, DECEMBER 19

224. Chicago at Minnesota	8:00
---------------------------	------

**NFL '87 Most Valuable Player - Jerry Rice**



**Buy a phone system from us
and we'll lend you
one of these...**

**and
one of these
too.**

Those hands and ears that we can lend you belong to some of the most experienced people in the business. And that's the way it should be. Because we're part of one of the largest communication companies in the country. And we've developed the finest customer support system available—the Systems Assurance Program—to guarantee a total systems solution for all your telecommunications needs.

You start by talking to your GTEL account manager, a good listener who'll assess your needs, then bring in the appropriate experts—systems engineers, project coordinators, factory-trained technicians and software specialists. The account manager is there all the time.

So if you're looking around for a full service telecommunications company, look no further than GTEL. After all, the answer to all your communications needs is right under your nose. 1-800-237-GTEL.

GTEL
GTE

Official telecommunications consultant to the 49ers.



ANNOUNCING THE GTE ACADEMIC ALL-AMERICANS.[®] MORE THAN JUST ATHLETES.

They're carrying on a thirty-five-year-old tradition. They're the Academic All-Americans,[®] chosen from fine college and university athletes who also have outstanding academic records.

The College Sports Information Directors of

America selects the official teams each year. Last year, over 400 Academic All-Americans, representing 15 different sports, were honored.

With great pride in the achievements of these scholar-athletes, GTE is delighted to be the official sponsor of this worthwhile program.

* Academic All-America is a registered service mark with the U.S. Patent and Trademark Office.

GTE

1988 San Francisco 49ers