


SAN FRANCISCO 49ERS™



1991 MEDIA GUIDE



1991 SAN FRANCISCO 49ERS' PRESEASON SCHEDULE

Day	Date	Opponent	Time (Pacific)
Saturday	July 27	at L.A. Raiders	1 PM
Saturday	August 3	vs. Chicago	7:30 PM (10:30 AM)
		(American Bowl - Berlin, Germany - NBC-TV)	
Wednesday	August 7	Denver	6 PM
Monday	August 19	San Diego	6 PM
Friday	August 23	at Seattle (NBC-TV)	5 PM

1991 SAN FRANCISCO 49ERS' REGULAR SEASON SCHEDULE

Day	Date	Opponent	Time (Pacific)
Monday	September 2	at N.Y. Giants	9 PM (6 PM)
Sunday	September 8	San Diego	1 PM
Sunday	September 15	at Minnesota	Noon (10 AM)
Sunday	September 22	L.A. Rams	1 PM
Sunday	September 29	at L.A. Raiders	1 PM
Sunday	October 6	BYE (Open Date)	—
Sunday	October 13	at Atlanta	1 PM (10 AM)
Sunday	October 20	Detroit	1 PM
Sunday	October 27	at Philadelphia	1 PM (10 AM)
Sunday	November 3	Atlanta	1 PM
Sunday	November 10	at New Orleans	Noon (10 AM)
Sunday	November 17	Phoenix	1 PM
Monday	November 25	at L.A. Rams	6 PM
Sunday	December 1	New Orleans	1 PM
Sunday	December 8	at Seattle	1 PM
Saturday	December 14	Kansas City	1 PM
Monday	December 23	Chicago	6 PM

49ERS' 1991 TRAINING CAMP DATA

LOCATION:

Sierra College
5000 Rocklin Road
Rocklin, CA 95677
Campus Switchboard: 916/624-3333
49ers' Switchboard: 916/624-8241

REPORTING DATES:

Rookies—Wednesday, July 10
Veterans—Saturday, July 13
Return to Santa Clara, California
training facility August 20.

CUTDOWN DATES: August 20—60 players; August 26—47 players

COVER ILLUSTRATION: of Jerry Rice by Merv Corning, Solvang, CA. Originally used in the All-NFC team subset of 1991 Pro Set Series I Trading Cards.



More publications available at:

www.retroseasons.com/library/

IN THE 49ERS' MEDIA GUIDE

A

All-Pro 49ers	249-250
Attendance	219, 231

B

Big Days, 49ers.....	243-244
----------------------	---------

Biographies:

Assistant Coaches	12-16
Draft Choices	123-133
Head Coach	10-11
Management	7-9
Owner	5-6
Rookie Free Agents	133
Scouting Staff.....	19-21
Support Staff.....	22-24
Veterans.....	28-116
Veteran Free Agents.....	134-139

D

Directory.....	2-3
----------------	-----

Draft:

All-Time.....	195-204
Initial Selections	194
Pre-1950	193

F

Facilities:

DeBartolo Sports Centre	4
Ticket Office	1

G

Game-by-Game, 1990	150-162
--------------------------	---------

H

Historical Highlights	181-187
-----------------------------	---------

I

Instant Replay	144
----------------------	-----

L

Last Time, The	223
Longest Plays, 49ers	244-246

P

Pro Bowl, 49ers.....	247-248
Pronunciation Guide.....	141

R

Radio Network.....	162
--------------------	-----

Records:

Career Leaders	208-211
Individual Single Game	225-228
Individual Season	224
Leaders by the Years.....	212-219
Miscellaneous	241-242
Postseason	232-239
Team Single Game	225-228
Team Season Records	229-231

Rosters:

All-time 49ers	188-192
Alphabetical, 1991	142-143
Numerical, 1991	140-141

S

Schedule:

1991 49ers	IFC
1991 NFL	251-254

Scores, Year-by-Year:

Regular Season	170-178
Preseason.....	178-180

Series Results:

Team-by-Team	164-168
Stadium Information.....	236

Statistics:

1990 Regular Season	146-149
1990 Postseason	147, 149

T

Training Camp Data	IFC
--------------------------	-----

W

Won-Loss Record	
Year-by-Year.....	169

49ERS' INFORMATION AT A GLANCE

OFFICE ADDRESS—4949 Centennial Blvd. • Santa Clara, California 95054
408/562-4949

49ers' Ticket Office (415/468-2249), 49ers' Suites Office (415/467-8400)
Candlestick Park, San Francisco, California 94124

49ers' Media Guide edited by Darla Maeda, Dave Rahn, Al Barba,
Rodney Knox, and Jerry Walker

1991 SAN FRANCISCO 49ERS' DIRECTORY

OWNERSHIP

Edward J. DeBartolo, Jr.	Owner
Franklin Mieuli	Limited Partner
Mrs. Victor P. Morabito	Limited Partner

MANAGEMENT

Carmen Policy	President
John McVay	Vice President-Football Administration
Keith Simon	Vice President-Business Operations & Chief Financial Officer

COACHING STAFF

George Seifert	Head Coach
Jerry Attaway	Physical Development Coordinator
Dwaine Board	Defensive Assistant
Tommy Hart	Defensive Assistant
Mike Holmgren	Offensive Coordinator/Quarterbacks
Sherman Lewis	Receivers
John Marshall	Defensive Line
Bobb McKittrick	Offensive Line
Bill McPherson	Defensive Coordinator
Ray Rhodes	Defensive Backs
Ray Sherman	Running Backs
Lynn Stiles	Special Teams Coordinator/Tight Ends/Offensive Line Assistant
Bob Zeman	Linebackers

ADMINISTRATIVE STAFF

Laurie Albrecht	Marketing/Promotions Director
Lynn Carozzi	Ticket Manager
Dwight Clark	Executive Administrative Assistant
Murlan "Mo" Fowell	Stadium Operations Director
Melrene Frear	Controller
Rodney Knox	Director of Planning & Community Involvement
R.C. Owens	Executive Assistant/Alumni Coordinator
Jerry Walker	Public Relations Director

SPECIAL CONSULTANTS

Harry Edwards, Ph.D.	Team Consultant
Keena Turner	Player & Community Relations

COLLEGE & PRO PERSONNEL

Neal Dahlen	Football Operations Administration
Tony Razzano	College Scouting Administration
Allan Webb	Pro Personnel Administration

SCOUTS

Bill Atkins	Southwest/West Region
Vinny Cerrato	East/Midwest Region
Jim Gruđen	Northeast/Midwest Region
Ernie Plank	East/Midwest Region
Dave Razzano	College Scouting Assistant
Neil Schmidt	Southeast Region
Bob Whitman	Southeast Region
Bill Wilson	Southwest/West Region

MEDICAL

Lindsay McLean	Trainer
Ray Tufts	Assistant Trainer
Scottie Patton	Training Assistant
Michael Dillingham, M.D.	Physician
James B. Klint, M.D.	Physician
Robert Bonahoom, D.D.S.	Dentist

SUPPORT STAFF

Al Barba	Public Relations Assistant
Gary Burcham	Maintenance Assistant/Stadium Operations
Cheryl Forbis	Assistant Stadium Operations Director
Richard Genoff	Sports Turf Manager/Head Groundskeeper
Fred Gualco	Security Coordinator
Bronco Hinek	Equipment Manager
Anthony Lozano	Facilities Manager
Darla Maeda	Public Relations Assistant
Michael Olmstead	Entertainment Coordinator
John Ottoboni	Legal Counsel
Brian Pariani	Offensive Coaches Assistant
Dave Rahn	Public Relations Assistant
Tony Silveira	Housekeeper
Ted Walsh	Assistant Equipment Manager
Jim Warren	Security Advisor
Jim Wyatt	Stadium Operations Coordinator
Robert Yanagi	Director of Video Operations
Michael Zagaris	Photographer

OFFICE STAFF

Donna Barnes	Ticket Office/Stadium Operations
Thu Cao	Insurance
Angela Christiansen	Pro Personnel
Dominic Corsell	Business Office
Suzette Cox	Assistant Coaches
Berit Einsiedl	Receptionist/Fan Mail
Sandy Fontana	Business Operations (Simon)
Jules Gitelman	Stadium Operations
Pat Hatch	Accounts Payable/Gameday Payroll
Hilary Heuermann	Football Administration (McVay)/Computers
Barbi Leach	College Scouting
Nancy Lew	Business Office
Carole Lisius	Business Office
Rick Morabito	Ticket Office
Carri Parham	Receptionist/Highlight Tapes
Angi Repetto	Head Coach (Seifert)
Linda Saunders	Front Office (DeBartolo/Policy)
Karen Spaur	Payroll
Gail Tobriner	Ticket Office
Maggie Valencia	Marketing/Promotions

SECURITY

Vance Bigham, Aaron Guglielmelli, David Plummer,
Rick Sandoval, Ben Trujillo, Jimmy Vaughn

Marie P. DeBartolo Sports Centre

In loving memory of his mother, Marie P. DeBartolo, San Francisco 49ers' Owner-President Edward J. DeBartolo, Jr., dedicated the team's new training facility and office complex in August, 1988.

Situated on an 11-acre site in Santa Clara, CA (approximately 40 miles south of Candlestick Park), the complex provides players, coaches, and staff members with all the necessary components for daily practices, weekly game preparations, and general overall operations in one functional, state of the art, setting.

From its master blueprint to the smallest of details, the new facility exemplifies DeBartolo's strive for perfection, and his drive for superiority. It also reflects his dedication to the organization and his first class standard for operating procedures.

Two natural grass practice fields, with underground drainage and watering systems, allow for workouts in all Northern California weather conditions. Additionally, a full-size Omniturf (artificial turf) field features an innovative fiber-and-sand surface design which minimizes player injury.

A two-story, 52,000 square-foot building (more than three times the space the 49ers' had in Redwood City) houses all offices and facilities (except the ticket and luxury suite operations, which remain at Candlestick Park). Located upstairs at the new facility are offices for: coaches, administration, video operations, business operations, public relations, pro scouting, college scouting, and marketing/promotions.

The ground floor contains a spacious dressing room area with 60 permanent lockers, and allocations for extra (portable) lockers to be used during mini-camps when squad sizes are larger.

Off the locker room is a "players only" lounge for relaxing between meetings or practices. And, in an adjacent building are two racquetball courts for players, coaches and staff recreation. The coaches and front office staff also have separate locker rooms.

A well-equipped weight room and training area downstairs accommodates both preventative and rehabilitative conditioning. A 30-foot by 40-foot hydro-therapy indoor swimming pool is also available.

Also located downstairs are numerous meeting rooms—each featuring a video cassette projector (allowing players and coaches the opportunity to analyze previous games and that day's practice sessions, or to preview an upcoming opponent).

Media facilities include a sizable workroom, alongside a large (120-seat) auditorium and conference room (wires for live television broadcasts from the site), making the new set-up ideally suited for weekly press conference coverage, and daily reporting duties. Located just outside the media workroom is a picnic area which can be used on warm, sunny days for press luncheons.

Edward J. DeBartolo, Jr. — OWNER

Edward J. DeBartolo, Jr., one of the most respected and successful owners in League history, brings to a close his first decade-and-a-half (15 seasons) at the helm of the San Francisco 49ers in 1991.

DeBartolo purchased a struggling franchise in 1977, and molded it into "The Team Of The '80s" and a perennial playoff contender.

For his efforts, DeBartolo was named the 1989 NFL Man-of-the-Year by *Football News*, and has four Super Bowl trophies in the lobby of his team's state-of-the-art Santa Clara facility.

A former member of the NFL's realignment/expansion committee and a current member of the new expansion committee, Eddie obviously is also recognized from within as one of the League's top executives.

During the past 10 seasons (1981-1990), the Niners have won 126 games (counting postseason) — an average of nearly 13 victories per year, and reached the playoffs nine times, including the last eight consecutive seasons.

Since DeBartolo's purchase in '77, the team has won eight division titles, four conference trophies, and four world championships . . . capturing NFC West crowns in 1981, '83, '84, '86, '87, '88, '89, and '90; making NFC Championship Game appearances in 1981, 1983, 1984, 1988, 1989, and 1990; and claiming world championships in 1981 (Super Bowl XVI), '84 (Super Bowl XIX), and back-to-back in '88 (Super Bowl XXIII) and 1989 (Super Bowl XXIV).

Additionally, San Francisco is the only NFL team to qualify for the playoffs each of the past eight years . . . and is the only League team to win 10-or-more games in each of those regular seasons: 1983 (10-6), 1984 (15-1), 1985 (10-6), 1986 (10-5-1), 1987 (13-2), 1988 (10-6), 1989 (14-2), and 1990 (14-2).

As owner and chief executive officer of the 49ers, DeBartolo's professional responsibilities only begin with the San Francisco football franchise, since he is also president and chief administrative officer of The Edward J. DeBartolo Corporation in Youngstown, Ohio.

Although each title represents a facet of his career as separate as the two offices are distant (California and Ohio), DeBartolo's style and savvy have earned him continued success in both arenas.

With the Forty Niners, his primary function is to provide administrative leadership, financial guidance, and emotional support to his players, coaches, and staff which Eddie (as he is known by friends, relatives and 49ers' family) has done since he purchased 90 percent interest in the franchise from the Morabito family in 1977.

As president and chief administrative officer of the DeBartolo Corporation, 'Mr. D' oversees the operation and growth of one of the country's top real estate development and management firms. Founded in 1948 by his father, Edward J.



DeBartolo (chairman and chief executive officer of the firm), the DeBartolo Corporation is one of America's greatest business success stories.

During the past four decades, the DeBartolo Corporation owns, manages, or operates nearly 100 shopping malls in 23 states. They have developed over 74 million square feet of prime retail space across the country. The firm operates over 64 million square feet - making it the nation's largest developer and manager of shopping malls. Office towers, mixed-use projects, hotels, and professional sports enterprises are also among DeBartolo Corporation holdings nationwide.

As a matter of fact, the DeBartolo Corporation's trophy case is home of five world championship awards. Besides four Super Bowl trophies, the 1991 NHL Stanley Cup adorns the case. The world champion Pittsburgh Penguins are owned by Edward J. DeBartolo, Sr.

Following graduation from Notre Dame in 1968, DeBartolo began an executive training program which gave him valuable experience in each of the Corporation's departments. He was appointed vice president in 1971, and became executive vice president five years later. In '79, he assumed his current position.

DeBartolo has also actively sponsored charitable institutions. Besides his philanthropic support, he has also given generously of his time and influence to help St. Jude's Children's Research Hospital, Heart Fund, Cancer Crusade, United Way, ALS Research Foundation, Crippled Children's Society, Bay Area Sports Hall of Fame, Police Athletic League, and numerous other worthwhile organizations. The DeBartolo family donated 33 million dollars to the University of Notre Dame in 1989 (one of the largest donations ever to higher education in America).

He received the 1982 Salvation Army Citation of Merit in recognition of his humanitarian efforts. The organization's highest honor, the award had previously been presented to such notables as Dwight D. Eisenhower, William Randolph Hearst, and Cecil B. DeMille.

At 35, DeBartolo was the youngest Salvation Army honoree in history.

In 1985, DeBartolo was hailed by the Boys' Town of Italy as its Man-of-the-Year for his support of that organization (which aids homeless and needy children). He was also the 1985 recipient of the prestigious Warner Award, the highest national individual honor given by the Pop Warner (youth) Football Association.

Eddie was national chairman for the 19th Annual Victor Awards in 1985, (sponsored by the Sportsmen's Club For The City of Hope) and served as national chairman for the City of Hope's 1986 "Spirit of Life Award" banquet.

In 1988, the San Francisco Convention & Visitors Bureau bestowed upon DeBartolo the Silver Cable Car Award for his "extraordinary contributions to San Francisco and its visitor industry."

Born and raised in Youngstown, he has actively supported that city's organizations, as well. For example, he has served as director of the Youngstown Youth Center, and as a member of the Youngstown State University Board of Trustees.

Eddie is married to his childhood sweetheart, the former Cynthia Papalia, who prefers the nickname Candy. Last fall, the Catholic Youth Organization of the Bay Area presented its 1990 Service to Youth Award to Candy and Eddie for their many years of generous support. They have three daughters: Lisa Marie, Tiffanie Lynne, and Nicole Anne.

Carmen Policy—PRESIDENT

In eight seasons with the San Francisco 49ers, Carmen A. Policy has gained national notoriety as one of the top executives in American professional sports . . . and that recognition has not been lost on friends and associates.

Team owner Edward J. DeBartolo, Jr., proved the point during the past offseason by naming Policy club president, February 13, 1991.

That promotion came just two years after he assumed the title and responsibilities of executive vice president with the club, supervising the front office and handling League relations, along with his duties as general counsel.

Entering his ninth year with the 49ers in '91, Policy previously served as the team's vice president and general counsel during his initial six seasons with the club.

Since '89, Carmen has overseen all matters relative to legal and business considerations that are involved in the day-to-day operation of the 49ers.

With his latest promotion, he has been even more involved daily, and moved his office from Ohio to the 49ers' state-of-the-art Bay Area facility in July.

As the team's chief administrative officer, Policy coordinates all of the club's activities in close association with department heads: Laurie Albrecht (marketing and promotions), Lynn Carrozzi (tickets), Murlan "Mo" Fowell (stadium operations), Bronco Hinek (equipment), Rodney Knox (community involvement), Lindsay McLean (training), R.C. Owens (alumni), Tony Razzano (college scouting), Jerry Walker (public relations), and Allan Webb (pro personnel).

He also works closely with John McVay (the club's vice president for football administration) and Keith Simon (the team's vice president for business operations and chief financial officer). Some of Carmen's duties in these areas include negotiating player and staff contracts, the team's radio and TV rights, and other important financial concerns.

A product of Youngstown (OH) Ursuline High School, Policy earned his degree in 1963 from Youngstown State University and went to Georgetown University Law Center, where he received his Juris Doctorate Degree in 1966.

He was named to the Board of Directors for the newly organized World League of American Football at the 1990 NFL owners' meetings in Orlando, FL. The World League played its initial international schedule this past spring, and Carmen was an important factor in that League's organizational structure and operation.

Policy, one of the 49ers' 1991 regional United Way spokesmen, is a native of Youngstown, OH. He was personal attorney for Eddie DeBartolo for many years prior to joining the 49ers' staff in '83.

Carmen, who recently dissolved his partnership in the Youngstown law firm of Flask, Policy, Weimer, and White, has been listed in all four of the existing editions of the highly respected publication, *The Best Lawyers in America* - including the recent 1991-92 publication. Since lawyers are included on the basis of peer evaluations, inclusion is widely considered a significant honor.

He has five children: James (a second-year medical student at Ohio State), Daniel (a senior at Notre Dame), Edward (a junior at Notre Dame), Kerry (a



freshman at Xavier University in Cincinnati, OH), and Kathy (a junior at Cardinal Mooney H.S. in Youngstown, OH).

He and the former Gail Marie Moretti were married this past offseason. They make their home in Palo Alto, CA.

Keith A. Simon—VICE PRESIDENT— BUSINESS OPERATIONS & CHIEF FINANCIAL OFFICER



Keith A. Simon was promoted to the position of vice president of business operations and chief financial officer in 1989. He had previously served as the 49ers' business manager since 1979.

Simon provides business and financial support to each department of the 49ers, and is responsible for all off-the-field business activities. Additionally, he oversees the team's stadium operations and team travel. Keith also serves as the liaison between the team's Santa Clara, CA, office and the DeBartolo Corporation headquarters in Youngstown, OH.

Simon's association with the DeBartolo Corporation dates back to 1975, when he was hired as an accountant at the DeBartolo-owned Thistledown Racetrack in Cleveland, OH. He became the track's general manager in 1976.

Prior to joining the DeBartolo's, Simon was chief accountant for the Denver, CO, firm of Litton Industries Datalog Division (1969-70). He moved to Sarasota, FL, to become controller/chief financial officer for Greentree Communities from 1971-75.

Born in Billings, MT, Keith played football and baseball, and was in the band at Billings High. He received a degree in business administration from the University of Montana in '68.

A golf and fishing devotee, Keith and his wife, Debbie, have a son, Grant Christopher (2-25-88). The family lives in Saratoga, CA.

John E. McVay—VICE PRESIDENT— FOOTBALL ADMINISTRATION



John McVay, who handles the bulk of the team's contract negotiations among his many other administrative responsibilities, is in his 13th year with the club, and his second as vice president for football administration.

In 1989, John was selected by The Sporting News as its NFL Executive-of-the-Year.

McVay began his career with the 49ers in January of 1979 as the team's director of player personnel. He was promoted to director of football operations in '80, and served in the administrative vice president's capacity until being named vice president and general manager in 1983. A native of Bellaire, OH, and a

product of the famous high school football town of Massillon, OH, John came to

the 49ers after having served the New York Giants as head coach for two and one-half seasons (1976-78). John took over at mid-season of '76 and coached the Giants in 1977 and '78 before joining the 49ers in 1979.

Prior to joining the Giants, McVay was the head coach and general manager of the Memphis Southmen of the World Football League, where his teams were 24-7. He had left the University of Dayton, where he was head football coach for eight years (1965-72), and athletic director in '72 and '73, to join the Southmen. John's son, Jim, who is currently the Executive Director for college football's Hall of Fame Bowl in Tampa, FL, was a quarterback and a safety at Dayton.

McVay was an All-Ohio center as a Massillon schoolboy, and an All-Midwest selection and two-time team MVP as a center at Miami University in Oxford, OH, where he played for both Woody Hayes and Ara Parseghian. Hayes awarded McVay Miami's last available football scholarship his freshman year, and John went on to become a four-year regular for the Redskins. He captained the team as a senior, and is a member of that school's athletic Hall of Fame. Another of McVay's sons, John Jr., followed in his father's footsteps and played football for Miami. John Jr. was a safety as was John's third son, Tim, who was captain at the University of Indiana.

His coaching career began with a three-year stint at Lancaster (OH) High School, and he moved to Franklin (OH) High for one year, before a five-year stay (41-7) at Canton (OH) Central Catholic High School. From the prep ranks he joined Duffy Daugherty's staff at Michigan State as an assistant in 1962 and stayed three years. From MSU, McVay took over the Dayton post, and led the Flyers to their first winning grid season in ten years when they finished 8-2 in 1966.

John and his wife, Lee, live in Saratoga, CA.

WINNING DOWN THE STRETCH!

Since '81, the **49ers** have created a great tradition for finishing strong each season, and the 1990 group of Niners certainly continued that trait.

From 1981 through 1989, for example, San Francisco owned a 37-8 won-loss record (counting postseason) over the final five games of each campaign. They were: 1981 (5-0), '82 (2-3), '83 (3-2), '84 (5-0), '85 (4-1), '86 (4-1), '87 (5-0), '88 (4-1), and 1989 (5-0).

For December alone, the Niners are best in the NFL at 31-6 (since '81) and over the past five-and-a-half seasons, SF is No. 1 at 20-4.

Here is a December breakdown for San Francisco, since '81: 3-0 (1981), 2-2 (1982), 3-0 (1983), 3-0 (1984), 3-1 (1985), 3-1 (1986), 4-0 (1987), 2-1 (1988), 4-0 (1989), and 4-1 (1990)—31-6.

George Seifert — HEAD COACH



George Seifert enters his third season as head coach of the 49ers with some pretty impressive statistics to his credit.

Stats such as:

*Two consecutive NFC West titles (1989 and '90), the team's fourth and fifth straight (and eighth in 10 years)...

*The NFL's best regular season won-loss mark of 14-2 in both 1989 and '90, overall records of 17-2 in '89 and 15-3 in '90 for a total of 32-5 for two seasons...

*Two straight NFC Championship Game appearances (1989 and '90), the team's second and third in a row (and sixth since '81)...

*The team's fourth Super Bowl title of the 1980s (Super Bowl XXIV) following the 1989 season...

*And, he has been chosen for at least one NFL Coach-of-the-Year award in each of his first two seasons as head coach.

Seifert's '89 debut was nothing short of spectacular, as he became only the fourth NFL rookie coach ever to earn a division title . . . the lone first-year coach to claim an NFC crown . . . merely the second coach (with Don McCafferty, Colts '70) in NFL history to win a Super Bowl in his first season . . . and, he recorded more victories than any other rookie coach in NFL history.

For his efforts, George was named 1989 NFL Coach-of-the-Year by several publications, including: *Sports Illustrated*, *Pro Football Weekly*, and *Football Digest*. He followed that with an encore selection of 1990 NFL Coach-of-the-Year by the Washington Touchdown Club, *The Sporting News*, and *The National*, among others.

The 49ers' nine-year assistant coach and defensive coordinator since 1983, Seifert was named the team's head coach in January of 1989. He became the 12th coach in 49ers' history, and the first native San Franciscan to coach the team. He replaced Bill Walsh.

Under his leadership as defensive coordinator, the 49ers annually ranked among the leaders in the NFL, including 1987 when they claimed the top rankings among all NFL defensive units (the first time in history that San Francisco led the League in fewest total yards allowed). Besides being first in total defense, San Francisco also was fifth in rushing defense, and tops in passing defense in '87.

The following year, the Niners were third in total defense, third in rushing defense, and eighth in pass defense, while holding their opponents under 100 yards rushing eight times during the '88 season. In '89, San Francisco ranked fourth in total yardage yielded, and only Denver (226) and the N.Y. Giants (252) allowed fewer points than the 253 given up by S.F.

Last year, the 49ers ranked third in total defense and second in rushing defense. They allowed just one-touchdown-or-less in 11 of their 18 games, counting postseason as only the Giants (211) gave up fewer NFL points than San Francisco's 239.

George joined the Niners' coaching staff as defensive backfield coach in 1980 following 15 years in the collegiate ranks.

He began his coaching career in 1964 as a graduate assistant at his alma mater, Utah, after a six-month tour of duty with the U.S. Army.

Seifert, who played offensive guard and linebacker at Utah, was recommended for the graduate assistant post by his former Utah roommate and teammate, Lynn Stiles (currently San Francisco's special teams coordinator/tight ends coach, and offensive line assistant), when Stiles moved up from that position to a full-time assistant post at Utah.

In '65, he was named head coach at Westminster College in Salt Lake City, UT, before moving to assistant positions at Iowa (1966) and Oregon (1967-71), prior to joining Stanford's staff (1972-74) as secondary coach (transforming the defensive backfield into the Pac-8 Conference's best statistically in 1972 and '73).

George left Stanford in '75 to become head coach at Cornell (1975-76), but returned to Stanford to join Walsh's staff as secondary coach in 1977. The Cardinal pass defense was second in the Pac-10 in both '78 and '79.

In 1980, he joined Walsh again, this time with the 49ers as secondary coach.

A native San Franciscan, Seifert grew up in 'The City's' Mission District and graduated from Polytechnic High School across the street from the 49ers' old home field at Kezar Stadium. He played offensive tackle, end, and linebacker on Poly's football team. And, one high school benefit he enjoyed was the arrangement for Poly students to serve as ushers at Kezar for 49ers' home games.

The highlight to Seifert's 1990 offseason was being honored with the second annual ALS "Iron Man" Award. The award, inaugurated in 1989 by the ALS Research Foundation of San Francisco, is presented to the Bay Area sports figure who best exemplifies the spirit and determination of former New York Yankee great Lou Gehrig. San Francisco Giants' manager Roger Craig was the first to receive the honor.

George and his wife, Linda, have two children (Eve and Jason) and live in Los Altos, CA. A 1963 graduate of Utah, George was a zoology major with interests in wildlife management and teaching school.

Born January 22, 1940, Seifert celebrated his 49th birthday (in Miami, FL) during San Francisco's 20-16 Super Bowl XXIII win over Cincinnati in 1989, and his 50th birthday (in New Orleans, LA) in '90, during the week before the Niners' 55-10 Super Bowl XXIV victory over Denver.

NFL CAREER RECORD ENTERING 1991: 37 games (including 4-1 postseason mark) . . . 32-5 for an .864 winning percentage.

1991 COACHES AND STAFF

Jerry Attaway—PHYSICAL DEVELOPMENT



Jerry Attaway's role with the 49ers includes handling dietary and nutritional needs of each player, while supervising weight and exercise training.

He begins his ninth season as the 49ers' coordinator for physical development, following five years in a similar capacity at Southern California (1978-82). During his first three years at Southern Cal, Attaway was the assistant offensive line coach, as well as coordinator for physical development.

Attaway is a product of UC-Davis and Cal State-Sacramento. An injury cut short his football career at UC-Davis, and he finished his undergraduate work in physical education at Sacramento State in 1972.

Following graduation, he served as an assistant coach at the College of Idaho for three years (1973-75), and then spent the next two seasons as an assistant coach at Utah State (1976-77), prior to his USC stint.

Jerry was born Jan. 3, 1946, in Susanville, CA. He and his wife, Cheryl, live in San Jose, CA.

Mike Holmgren—OFFENSIVE COORDINATOR

After three seasons as the 49ers' quarterbacks coach, Mike Holmgren was named the Niners' offensive coordinator in 1989.

San Francisco's offense was the top rated unit in the NFL in '89, and second only to the Houston Oilers last season.

In '87, Holmgren's guidance aided Joe Montana to his first League passing title. Additionally, Holmgren has adeptly prepared Steve Young, when he has been forced into the lineup.

A native of San Francisco, Holmgren returned home in 1986 to accept his first coaching job in the professional ranks. Mike was named '65 Prep Athlete-of-the-Year as Lincoln High's quarterback.

He played at Southern California (1966-69), and was drafted by the St. Louis Cardinals in the eighth round of 1970. He was in camp with the Cardinals and the N.Y. Jets in '70, prior to returning to his high school alma mater to coach the 1971 season.

Holmgren moved on to Sacred Heart High for the 1972-74 seasons, and led Oakgrove High from 1975-80. He served as quarterbacks coach and offensive coordinator at San Francisco State in 1981, preceding his appointment at BYU in '82.

At Brigham Young (1982-85), Mike tutored Robbie Bosco and Steve Young as quarterbacks coach, while the Cougars retained their national respect as one of the most potent passing offenses in the collegiate ranks. The '84 BYU squad won the school's first national championship in football.



Born June 15, 1948, Holmgren earned his bachelor of science degree in business finance at USC in 1970. He was born June 15, 1948. Mike and his wife, Kathy, have four daughters (Gretchen, Emily, and twins Jenny and Calla) and live in San Jose, CA.

Sherman Lewis—RECEIVERS



After serving six years as the 49ers' running backs coach, Sherman Lewis became the Niners' receivers coach in '89.

The charismatic Lewis enters his ninth year in the NFL, all with the 49ers.

An assistant with Michigan State for 14 seasons, (1969-82), Sherman was the assistant head coach and defensive coordinator for the Spartans his final three years there. He was a member of the staffs of Duffy Dougherty, Denny Stolz, Darryl Rogers, and Frank "Muddy" Waters at MSU.

The second runner-up for the 1963 Helmsman Trophy (behind Roger Staubach of Navy and Billy Lothridge of Georgia Tech), Lewis was a two-way All-America halfback in football, and earned *Football News* College Player-of-the-Year honors in 1963. He also was a standout track and field performer for the Spartans. He earned his master's degree from Michigan State in educational administration in 1974.

Born in Louisville, KY, June 29, 1942, Sherm and his wife, Toni, have two sons (former University of Arizona gridder Kip, a '90 free agent with the Detroit Lions and a '91 WFLA standout with the NY/NJ Knights, and Eric) and live in Sunnyvale, CA.

John Marshall—DEFENSIVE LINE

John Marshall begins his third season with the 49ers as defensive line coach in 1991. He replaced Bill McPherson, who was named the team's defensive coordinator during the '89 offseason.

Marshall, the defensive line coach for the Indianapolis Colts for three seasons (1986-88), served as defensive coordinator with the Atlanta Falcons (1983-85) prior to moving to Indianapolis. Before his tenure with the Falcons, John spent two seasons as linebackers coach (1981-82) with Green Bay, and coached the Packers' special teams in '80.

An 11-year veteran of the collegiate ranks, Marshall entered coaching after a neck injury cut short his playing career as a freshman at Washington State. His first coaching position came at Hancock Junior College, where he worked under Ernie Zampese (currently the offensive coordinator with the L.A. Rams). He assisted 49ers' head coach George Seifert who was the head freshman coach at Oregon (1968), then took over the post as head freshman coach when Seifert moved up to coach the Ducks' defensive backs (1969-71).

Marshall served as offensive line coach at Oregon (1972-76), before joining Southern California as linebackers coach (1977-79). During his tenure at USC, the Trojans won two Rose Bowls and a national championship.

Born Oct. 2, 1945, in Arroyo Grande, CA, John and his wife, Becky, have two daughters (Sara and Meg) and live in Pleasanton, CA.



Bobb McKittrick—OFFENSIVE LINE



Bobb McKittrick guides a talented and experienced unit in 1991, as he enters his 21st season in the NFL and his 13th with San Francisco as offensive line coach.

He has been coaching professional football since 1971 when he was an assistant with the Los Angeles Rams under Tommy Prothro (1971-72).

McKittrick took a sabbatical from football in 1973 to do graduate work at his alma mater (Oregon State), before rejoining Prothro in the NFL at San Diego (1974-78). He also coached the Chargers' offensive line under Don Coryell at the conclusion of the '78 season.

Bobb began his coaching career in 1961 as an assistant at Oregon State, after three years as an officer in the U.S. Marine Corps. He also coached collegiately at Oregon State (1961-64) and UCLA (1965-70).

McKittrick was born in Baker, OR, Dec. 29, 1935. He and his wife, Teckla, have two grown sons (Ladd and Mike) and live in San Mateo, CA.

Bill McPherson—DEFENSIVE COORDINATOR

An excellent teacher of the game, Bill McPherson enters his 14th year of professional football coaching.

In his 13th season with the 49ers (second as defensive coordinator), Bill also has served as linebackers and defensive line coach with the Niners.

A defensive tackle at Santa Clara in the early '50s, McPherson began coaching in 1956 at his high school alma mater, San Jose's Bellarmine Prep (1956-62), following Army service in Korea.

He later was the defensive coordinator at Santa Clara (1963-74) for 12 years before moving to UCLA (1975-77). McPherson coached the defensive line at both schools.

He was inducted into Santa Clara's Athletic Hall of Fame as a player and coach in May, 1984, and was appointed to University's Board of Fellows in 1989.

At UCLA, Bill worked with Dick Vermeil, whom he later joined as an assistant with the Philadelphia Eagles (1978). McPherson was linebackers coach for Vermeil for one year, before returning to California and joining the 49ers.

Bill and his wife, Elsie, have five children (Michael, Claire, Joanne, Marianne, and Patrick—a University of Santa Clara linebacker) and live in San Jose, CA. Bill was born in Santa Clara, Oct. 24, 1931.



Ray Rhodes—DEFENSIVE BACKS

Ray Rhodes, who served under George Seifert as the 49ers' assistant secondary coach in 1981 and 1982, is in his ninth season as San Francisco's defensive backfield coach.

He has been instrumental in the rapid development of the youthful members of the Niners' secondary.

Ray entered the coaching profession in '81, just in time for the 49ers' first world championship, after seven seasons as a solid, all-around player.

Rhodes, who played defensive back for San Francisco in

1980, came to the 49ers after six seasons with the N.Y. Giants, where he played both offense and defense.

Drafted by the Giants in the 10th round of '74, Ray played wide receiver until 1977, when he was switched to defensive back. He led all NFC receivers in average yards gained (20.7) per catch in 1975.

A collegiate running back at Texas Christian for two years before ending his career at Tulsa as a wide receiver, kick returner, and running back, Ray also earned letters in track & field at Tulsa.

Rhodes, a native of Mexia, TX, was born Oct. 20, 1950. He and his wife, Carmen, have four daughters (Detra, Candra, Tynesha, and Raven) and live in Fremont, CA.

Ray Sherman—RUNNING BACKS

Ray Sherman begins his initial season with 49ers organization in '91 as the team's running back coach.

He was the assistant head coach/offense with the Atlanta Falcons last season prior to joining the Niners' staff.

A native of Berkeley, CA, Sherman was a standout wide receiver at Oakland High, and Laney Junior College (where he was a JuCo All-America in 1970 and '71). He transferred to Fresno State prior to finishing his degree at San Jose State in the spring of '75.

He began his coaching career at San Jose State in '74 while working towards his bachelor's degree. Sherman served as a graduate assistant at Cal in the fall of '75.

Sherman's first 'full-time' coaching assignment came at Michigan State (1976-77). Prior to entering the NFL coaching ranks, Ray also coached at Wake Forest (1978-80), Cal (1981), Purdue (1982-85), and Georgia (1986-87).

His NFL experience began at Houston in 1988 as running backs coach. In 1989, Ray moved to receivers' coach with the Oilers prior to joining Jerry Glanville in Atlanta for the 1990 season.

He and his wife, Yvette, have one son, Ray Jr.



Lynn Stiles—SPECIAL TEAMS COORDINATOR/TIGHT ENDS/OFFENSIVE LINE ASSISTANT



After two years as special teams coach, Lynn Stiles was promoted to special teams coordinator and tight ends coach in '89.

In '91, he picks up additional duties as offensive line assistant.

An All-WAC guard and 1963 graduate of Utah, Lynn began his coaching career as a graduate assistant with the Utes in '64.

In '66, he left Utah to coach the defensive line for Iowa (1966-70). Stiles moved to UCLA in 1971 as defensive coordinator and assistant coach under Dick Vermeil. He left the Bruins for San Jose State in '76, coaching the Spartans to two PCAA championships in three years (1976-78).

In 1979, he rejoined Vermeil in the NFL, serving as special teams and tight ends coach, and administrative assistant with the Eagles, who played in Super Bowl XV in '80. From 1982 to '86, Lynn was executive director of player personnel for Philadelphia, prior to joining the 49ers in 1987.

Born April 12, 1941, in Kermit, TX, Stiles is a 1959 graduate of Reno (NV) High. He and his wife, Marigene, have four children (Staci, Shon, Tiffany, and Blake) and live in Sunnyvale, CA.

Bob Zeman—LINEBACKERS COACH



Bob Zeman is in his 24th grid campaign (including five collegiate seasons) and third as San Francisco's linebackers coach. He has 18 years of NFL coaching experience with four different clubs.

After scouting for the Kansas City Chiefs in 1988, Zeman returned to San Francisco where he was one of the team's regional scouts in '87.

Captain of Wisconsin's 1959 Big Ten champions, Bob began his coaching career with Northwestern (1968-69), moved back to Wisconsin for one year (1970), and entered the pro ranks in 1971 with the Raiders, coaching defensive backs (1971-77).

From there, he served as linebackers coach with Denver (1978-82), and defensive coordinator/linebackers coach at Buffalo (1983), before rejoining the Raiders in '84 as linebackers coach (1984-86).

As an athlete, Bob was signed by the Chargers in 1960 for two seasons (1960-61), moved to the Broncos (1962-64), then returned to the Chargers (1965-66).

He was born Feb. 22, 1937. Bob and his wife, Kathy, have three sons (Clarke, Eddie, and Don) and a daughter (Jennifer) and live in Boulder Creek, CA.

Tommy Hart—DEFENSIVE ASSISTANT

A former all-pro defensive end for the 49ers, Tommy Hart was named assistant defensive line coach during the 1983 offseason.

Hart, who retired from the NFL in 1980 following 13 seasons, assists defensive line coach John Marshall.

Tommy, who concluded his career in New Orleans in 1980—following two seasons in Chicago (1978 and '79), has operated Tommy Hart's Sport Store in Redwood City since his playing days with the 49ers (1968-77).

Born Nov. 11, 1944, Tommy and his wife, Cherrie Ann, have four daughters (Sebrina, Ywakita, Tanya—a San Jose State volleyball player, and Crystal) and live in Redwood City, CA.



Dwaine Board—DEFENSIVE LINE ASSISTANT



One of the Niners' all-time sack leaders, Dwaine Board begins his second season as an assistant defensive line coach.

Board's primary responsibility is to coach the team's "elephant" position, a combination lineman-linebacker, a position he played during his 10 seasons with San Francisco.

Board recorded 61 regular season sacks from 1979-88, and added eight traps in 11 postseason contests during that period. He recorded two sacks, and provided constant pressure to Dan Marino, in the 49ers' 38-16 triumph over Miami in Super Bowl XIX.

"Pee Wee," as he is known to friends and associates, was born Nov. 29, 1956, in Rocky Mount, VA.

Dwaine and his wife, (Lynne) have two daughters: Camille (6-11-89) and Allie (1-21-91), and live in Redwood City, CA.

Bronco Hinek—EQUIPMENT MANAGER



Frank Bronco Hinek (Hen-ick) enters his ninth year as the team's equipment manager, following one season (1983) as assistant equipment manager to Chico Norton. He joined the 49ers' staff during the 1983 offseason, following 14 years with the San Diego Chargers.

Born in Milwaukee, WI, where his father (Frank) worked as an equipment manager for Marquette University (and later the Oakland Raiders—1960-62), Bronco was the chief clubhouse attendant with the Chargers for four seasons (1969-72), and assistant equipment manager with that club from '72 through 1982.

He got his start in the field helping his father at Marquette and Oakland (and serving as a camp assistant with the Los Angeles Rams—1968-69).

The widowed Hinek married Trish Bernie of Moraga, CA (3-19-59—12-9-85) in July, '83. He lives in Belmont, CA.

Ted Walsh—EQUIPMENT ASSISTANT

Ted Walsh enters his 13th season with the team, his fifth as a fulltime equipment staff member.

Ted has assisted the equipment staff since 1979.

Prior to his fulltime hiring by the 49ers, Walsh worked spring training with the Milwaukee Brewers (1982-86) as a clubhouse assistant. He is the cousin of Tom Candiotti, a pitcher with the Toronto Blue Jays.

A Concord, CA, native, Walsh graduated with honors from Concord High. He received an Associate of Arts degree from Diablo Valley College in 1985. He is single and lives in San Jose, CA.



Lindsay McLean—TRAINER

Lindsay McLean has been an athletic trainer for 31 years, including 11 as head trainer at the University of Michigan (1968-78). He joined the 49ers as co-trainer in 1979 and was named the team's head trainer in 1982.

Before he joined Michigan's staff, McLean served as head trainer at UC-Santa Barbara (1963-64) and San Jose State (1965-67). He was named College Trainer-of-the-Year in 1976.

A native of Nashville and a 1960 graduate of Vanderbilt, McLean received his certification in physical therapy from Herman Hospital in Houston, TX, in 1961.

He entered the training profession in '61 as an assistant at Michigan (1961-62) prior to joining the UC-Santa Barbara staff.

McLean, who served as chairman of the National Athletic Trainers Association Certification Committee for 10 years and was the U.S. Olympic Team trainer for the 1976 Winter Games, was born June 28, 1938. McLean was inducted into the NATA's Hall of Fame in 1988. He is single and lives in Redwood City, CA.



Ray Tufts—ASSISTANT TRAINER



Ray Tufts is in his eighth year with the 49ers, his fifth as a full-time staffer.

Prior to his promotion to assistant trainer (July '91), Ray served as a training staff assistant (1987-90) and training camp assistant (1984-86).

A native of Anderson, CA, Tufts is a Sacramento State ('87) physical education graduate with an emphasis in sports medicine. During the 1990 season, he taught a course on football to women at nearby Mission College.

Ray received his National Athletic Trainers Association certificate in 1987 and is a member of the NATA District XVIII

Athletic Trainers' Association.

He was born Raymond John Tufts in Mt. View, CA, September 28, 1964. An avid follower of motor sports, Tufts is an associate member of the Hannagan Racing Team. He married the former Jennifer Andersen of Diamond Springs, CA (May 18, 1991). The couple lives in Mt. View, CA.

Scottie Patton—TRAINING ASSISTANT

Scottie Patton begins his first full-time season on the 49ers' training staff, after serving as a training camp assistant in 1988 and '89.

In 1990, Patton earned both his National Athletic Trainers Association certificate and his Appalachian State physical education/exercise science degree (with concentration on sports medicine).

Scottie has a year remaining on his work towards a master of science degree in motor development from the University of South Carolina.

Prior to joining the 49ers, Patton worked as a graduate assistant athletic trainer at South Carolina (1990-91) and as a student trainer at Appalachian State (1986-90).

He is single and is a native of Gastonia, NC.



Allan Webb—PRO PERSONNEL ADMINISTRATION



Allan Webb handles all the 49ers' research of player movement within the professional football ranks. He also scouts upcoming 49ers' opponents to assist the game plan formulation.

Webb joined the team in 1983, following four years as the Director of Pro Personnel with the Cleveland Browns. Prior to his tenure in Cleveland, Webb had served on John McVay's coaching staff with the N.Y. Giants. He went to the Giants in 1972 as a scout and took over offensive backfield coaching duties in 1974, remaining with the Giants until moving to Cleveland.

A starting safety with New York in 1962-63, Webb played with the Giants until 1965. A Little All-America pick at Arnold College in Connecticut (1952) as a running back and defensive back, Webb had a try-out with the Los Angeles Rams in 1955 after two years of service in the Navy.

Allan has two grown children (Lisa and Marc) and resides in Foster City, CA.

Tony Razzano—COLLEGE SCOUTING ADMINISTRATION



As administrator of college scouting, Tony Razzano is in charge of the team's scouting of college talent, and subsequent drafting of those players.

Tony joined the Niners in 1979 as a special assistant in the scouting department. He was named to his current post in 1981. He came to the team after a three-year stay with the New England Patriots as an area scout.

Razzano began his scouting career with Washington (1963-67) and San Diego (1967-71).

He spent three years in the Army prior to entering the University of Pittsburgh (1946-51), where he earned letters in

both football and wrestling.

Tony and his wife, Carolyn, have six children (Robin, Tom, Lisa, Tony Jr., David, who also works in the 49ers' scouting department, and Elizabeth) and live in Palo Alto, CA.

Neal Dahlen—FOOTBALL OPERATIONS ADMINISTRATION

Neal Dahlen enters his 13th year of employment with the 49ers, coming on board as a part-time assistant to the coaching staff in 1979. In 1984, he took on the fulltime responsibilities of Director of Research and Development, and has maintained his current position since 1986.

Dahlen's various duties include: general football administration, scouting reports, game-day involvement with the defensive coaching staff, free agent player tryouts, and contract negotiations.

Dahlen came to the 49ers following 20 highly successful years of coaching at Bay Area high schools. He attended nearby Capuchino High and the College of San Mateo. Dahlen received his bachelor's and master's degree at San Jose State. He and his wife, Nancy, have four children (Laurie, Sherri, Christy and Tim). The family lives in San Carlos, CA.



Billy Atkins—SOUTHWEST/WEST REGION SCOUT



Billy Atkins enters his eighth season as a scout with San Francisco.

Atkins began his professional football career in 1958 as a fourth-round draft choice of the 49ers. Billy was an all-conference choice and MVP of Auburn University's 1957 national championship teams (selected by AP).

Atkins played defensive back with San Francisco for two seasons prior to spending as many years with the Buffalo Bills. He also played with the New York Jets and Denver Broncos in the old AFL, and was head football coach and athletic director at Troy State for six years before joining the coaching staff of the

Buffalo Bills in 1972.

He returned to the 49ers as a defensive backfield coach for the 1976-77 seasons and held the same job with Detroit (1978-79) and St. Louis (1980-81). Atkins had served as a scout for the Green Bay Packers (1982-83) before rejoining the 49ers in 1984.

Billy and his wife, Doris, have two children (Paige and Ace) and live in Marietta, GA.

Vinny Cerrato — EAST/MIDWEST REGION SCOUT



Vinny Cerrato begins his first season in professional football with the 49ers in 1991, after serving as the recruiting coordinator for Notre Dame the past five seasons.

Cerrato, 32, brings to the 49ers an abundance of scouting knowledge. After graduation from Iowa State in 1982, Cerrato accepted a job at the University of Minnesota as a graduate assistant.

In May of 1985, he was appointed recruiting coordinator for the Golden Gophers and later that year followed Lou Holtz to Notre Dame when Holtz was appointed head coach of the Irish.

During Cerrato's tenure in South Bend, the Irish participated in four bowl games and won the national championship in 1988.

Vinny is single and maintains a residence in Granger, IN.

Jim Gruden—NORTHEAST/MIDWEST REGION SCOUT

Jim Gruden, a veteran of 23 years of professional and collegiate football involvement came to San Francisco in 1987.

Gruden joined the Niners following three seasons as Tampa Bay's director of player personnel (1984-86), and two years as the Bucs' running backs coach (1982-83). Among his duties at Tampa Bay, Jim directed the Bucs' scouting and evaluating chores for the NFL draft.

Born and raised in Cleveland, OH, Gruden joined the NFL ranks in '82, after 15 years of assistant coaching duties on the college level at: Heidelberg (OH) College (1966-68); Dayton, as a member of 49ers' Vice President/General Manager John McVay's staff there (1969-72); Indiana (1973-77); and Notre Dame, during Joe Montana's playing days (1978-80).

Gruden and his wife, Kathy, have three sons: Jim, Jay—who graduated in 1988 as the University of Louisville's all-time leading passer, and John—a coach at the University of Pittsburgh.



Ernie Plank—EAST/MIDWEST REGION SCOUT



Ernie Plank has scouted for the 49ers since 1978. He was hired by San Francisco after serving five seasons as an assistant coach at Northwestern University.

Since joining the team, Plank has scouted an impressive list of current Niner redoubtables including: Joe Montana, William "Bubba" Paris, and Bill Romanowski.

The former two-way lineman for the Miami University (OH) Redskins (1946-49), coached at his alma mater from 1956-62. Plank coached at Yale (1963-64) and Indiana (1965-72), before his duty at Northwestern (1973-77).

Ernie and his wife, Virginia, have a son (James) and a daughter (Victoria) and reside in Milford, OH.

Neil Schmidt—SOUTHEAST REGION SCOUT



Neil Schmidt is the senior member of the 49ers' scouting staff, having served the club for 17 years as an area scout.

An outstanding, two-sport performer at Purdue University, Schmidt was a defensive back for the football team and a starting guard on the Boilermakers' basketball squad (1948-50).

Neil took his masters degree from Bowling Green State University in 1958, and began coaching football on the high school level. He moved on to the University of Miami (FL), where he concluded a 12-year career as offensive coordinator. Schmidt spent three years (1971-74) with BLESTO scouting combine in the NFL prior to joining the Niners in 1975.

Neil was born July 3, 1927, in Reinfield, Russia. He moved to the United States when he was two years old. He and his wife, Rosemary, have two children (Diane and Randall) and make their home in Atlanta, GA.

Bob Whitman—SOUTHEAST REGION SCOUT

Bob Whitman begins his ninth year on the 49ers' scouting staff.

In 1983, he brought with him more than 25 years of experience as a coach and scout on the collegiate and professional levels.

A college quarterback at Tulane University, Bob served on the coaching staff at his alma mater from 1952-61. Whitman had been the head football coach and athletic director at Perkinson Junior College in Perkinson, MS, before his duty at Tulane. He left his post as defensive coordinator at Tulane to serve as head coach of East Jefferson High in Metairie, LA, for seven seasons.

Whitman joined the scouting staff of the New Orleans Saints in 1968. He became chief scout for the Saints in 1971, and was named the team's director of player personnel in 1973. Bob stayed with the Saints until 1983 when he joined the Niners' staff.

Whitman and his wife, Miriam, have eight children (Bob Jr., Judy, Mickey, Gerald, Wayne, Kenneth, Joan, and Laura) and live in Metairie, LA.



Billy Wilson—SOUTHWEST/WEST REGION SCOUT



One of the all-time great 49er players, Billy Wilson now serves the team as a regional scout.

The San Jose State product played for ten seasons with San Francisco (1951-60), racking up 5,902 yards and 49 touchdowns. Wilson led the NFL in total receptions during three of his ten seasons, and was a six-time selection to the Pro Bowl.

Billy has had three tours of duty as a coach with the Niners, as he tutored the wide receivers from 1961-62 and 1964-67. Wilson came back a third time in 1980, and continues to assist the coaching staff during training camp (in addition to his role in the scouting department).

Wilson and his wife, Shirley, have four children (Wynn, Gregg, Holly, and Tracy) and live in San Jose, CA.

Dwight Clark — EXECUTIVE ADMINISTRATIVE ASSISTANT



Dwight Clark begins his second season as the 49ers' executive administrative assistant following one year as the team's marketing consultant.

Clark wears many hats in his current front office capacity. He is responsible for the coordination of training camp and mini camps, negotiating and reviewing player contracts, and monitoring office expenditures.

Additionally, Clark scouts collegiate athletes and the World League of American Football.

Second on the Niners' all-time reception list with 506 catches, Clark was a 10th round draft choice by San Francisco in 1979. During his nine-year career, Dwight scored 48 touchdowns and accounted for 6,750 receiving yards in regular season play.

A true "big game" player, Clark seemed to raise his level of performance in postseason action. He was a central character of arguably the most memorable play in 49ers' history, making "the catch" that provided San Francisco with the winning points against the Dallas Cowboys in the 1981 NFC Championship Game.

Clark and his wife, Ashley, have two children — daughter Casey Gene (3-21-84) and son Riley Edward (5-4-85). The family lives in Menlo Park, CA.

ADMINISTRATIVE STAFF



Laurie Albrecht
Marketing/Promotions
Director



Lynn Carrozzi
Ticket Manager



Murlan "Mo" Fowell
Stadium Operations
Director



Mel Frear
Controller



Rodney Knox
Planning/Community
Involvement Director



R.C. Owens
Executive
Assistant



Keena Turner
Public/Community
Relations Consultant



Jerry Walker
Public Relations
Director

SUPPORT STAFF



Al Barba
Public Relations
Assistant



Gary Burcham
Maintenance Assistant/
Stadium Operations



Cheryl Forbis
Stadium Operations
Assistant Director



Rich Genoff
Sports Turf Manager/
Head Groundskeeper



Anthony Lozano
Facilities
Manager



Darla Maeda
Public Relations
Assistant



Brian Pariani
Offensive Coaches
Assistant



Dave Rahn
Public Relations
Assistant



Dave Razzano
College Scouting



Tony Silveira
Housekeeper



Robert Yanagi
Video Operations
Director

OFFICE STAFF



Donna Barnes
Ticket Office



Thu Cao
Business Office



Angela Christiansen
Pro Personnel



Dominic Corsell
Business Office



Suzette Cox
Assistant Coaches



Berit Einseidl
Receptionist/
Fan Mail



Sandy Fontana
Business
Operations



Jules Gitelman
Stadium
Operations



Pat Hatch
Business Office



Hilary Heuermann
Football
Administration



Barbi Leach
College Scouting



Nancy Lew
Business Office



Carole Lisius
Business Office



Rick Morabito
Ticket Office



Carri Parham
Receptionist/
Highlight Tapes



Angi Repetto
Head Coach



Linda Saunders
Front Office



Karen Spaur
Payroll



Gail Tobriner
Ticket Office



Maggie Valencia
Marketing/
Promotions

Louis Rich®

AND THE 49ERS...
WINNING COMBINATIONS
THAT CAN'T BE BEAT!



Louis Rich® *Products*
Are Proudly Served At The
U.S. Olympic Training Table!


Louis Rich®

AND THE 49ERS...
WINNING COMBINATIONS
THAT CAN'T BE BEAT!



Louis Rich. Products
*Are Proudly Served At The
U.S. Olympic Training Table!*

PLAYERS





Harris Barton • 79

TACKLE **NORTH CAROLINA** **5TH YEAR**
HT: 6-4 **WT: 280** **BORN: 4-19-64** **(D-1A IN '87)**

PRO: Valuable, versatile performer...Excels at all aspects of interior line play...Has been required to play every position on offensive line...Established presence as top-flight guard in first year at position (RG) after three seasons as one of League's better tackles.

1990: Switched to right guard for season opener at New Orleans (9-10) after spending entire training camp at center...Started all 16 games...*Football News'* all-pro.

'90 POSTSEASON: Started at right guard in both playoff contests.

1989: Started Weeks 1-3 at right tackle...Started at right guard vs. L.A. Rams (10-1), but moved to right tackle to open second half and stayed there for remainder of game...Had surgery to repair ligament damage in right thumb Nov. 21...Played with cast on right hand from Week 12 through end of season...Thumb required second surgery Dec. 5...Selected by CBS Radio Network as "Lineman-of-the-Year"...Started at right tackle in all three postseason games.

1988: Played all games at right tackle...Did not start vs. Detroit (10-2) due to right ankle injury, but subbed early in that game and played remainder of contest...Returned to starting lineup vs. Denver (10-9)...Started at right tackle in all three postseason games.

CAREER: First start of NFL career was at L.A. Rams (11-1), replacing the injured Keith Fahnhorst (neck)...Maintained starting role for remainder of season...All-rookie by UPI, *Pro Football Weekly*, and Pro Football Writers of America...Niners' No. 1A choice of '87 draft (Terrence Flagler was 1B)...Second lineman taken (behind John Clay 15th — L.A. Raiders) and 22nd overall pick in first round.

COLLEGE: Atlantic Coast Conference's Outstanding Offensive Lineman Award winner in '86...Four-year player who spent time at center during sophomore year...All-ACC pick in '86, and on many All-America teams...Also named to the NCAA All-America Scholar/Athlete Team...Added 15 pounds to his frame prior to start of his final collegiate season...Started every game as a junior in '85 at left tackle, and received Academic All-ACC honors...Began sophomore season as Tarheels' starting center, before moving to left tackle in mid-season for remainder of his collegiate career...Played in Japan Bowl.

PERSONAL: Born Harris Scott Barton in Atlanta, GA...Was county MVP his senior season at Atlanta Dunwoody High...Also participated in basketball and wrestling at Dunwoody...Volunteer speaker to community groups every Thursday during months of March, April, and May this past offseason...Single, lives in Palo Alto, CA.

BARTON'S PRO STATS: REGULAR SEASON GAMES/STARTS - 1987 (12/9), 1988 (16/15), 1989 (16/16), 1990 (16/16), CAREER (60/56); POSTSEASON GAMES/STARTS - 1987 (1/1), 1988 (3/3), 1989 (3/3), 1990 (2/2), CAREER (9/9); TACKLES - 1988 (1), 1989 (1), 1990 (1), CAREER (3).

BARTON'S NFL HONORS: All-Rookie - 1987; All-Pro - 1990.

Sanjay Beach • 86

WIDE RECEIVER **COLORADO STATE** **1ST YEAR**
HT: 6-1 WT: 190 BORN: 2-21-66 (FA IN '90)

PRO: Speedy, sure-handed receiver...Excellent work ethic...Impressive effort level during practice sessions.

1990: Played in three preseason games prior to being released Aug. 31...Signed to practice squad Oct. 1...On practice squad for remainder of season.

CAREER: Signed with Dallas as a free agent in 1988, but released during training camp...Member of N.Y. Jets' developmental squad in '89.

COLLEGE: Four-year letterman for Rams...Totaled 85 receptions for 1,074 yards and three TDs...Selected second-team All-WAC as a kick returner...Had 99-yard TD return in '87...Majored in speech communications.

PERSONAL: Born Sanjay Ragiv Beach at Clark Air Force Base in the Philippines...Son of a Jamaican born U.S. Air Force sergeant...Mother is from India...Name Sanjay means "sun" in Indian...Played football and participated in track at Chandler (AZ) High...Selected all-state and named scholar-athlete-of-the-year during senior season at Chandler...He and his wife, Kristy, live in San Jose, CA.



Steve Bono • 13

QUARTERBACK **UCLA** **7TH YEAR**
HT: 6-4 WT: 215 BORN: 5-11-62 (FA IN '89)

PRO: Able athlete, though sparingly-used...Serves as team's third quarterback in talent-laden position...Has shown ability in very limited playing time.

1990: On inactive list Weeks 1-2, 4-8, 12, and 15...Dressed, but did not play: vs. Atlanta (9-23), at Dallas (11-11), vs. Tampa Bay (11-18), vs. L.A. Rams (11-25), at Cincinnati (12-9) and at Minnesota (12-30).

'90 POSTSEASON: On inactive list for both playoff games.

1989: On inactive list Weeks 1-3, 5, and 7...Dressed, but did not play: vs. L.A. Rams (10-1) and at Dallas (10-15)...On inactive list vs. New England (10-22)...Forced into first action of season in second quarter at N.Y. Jets (10-29), when starter Steve Young injured right knee...Hit on his first four passing attempts, including 45-yard TD to Jerry Rice...Replaced by Young later in quarter...Returned to throw one incomplete pass in fourth period...Dressed, but did not play, Weeks 9-13...On inactive list Week 14...Dressed, but did not play: vs. Buffalo (12-17) and vs. Chicago (12-24)...On inactive list for all three postseason games.

1988: On Pittsburgh Steelers' roster for all 16 games, but played in just two contests...Threw 12-yard TD pass at Phoenix (10-9)...On active roster, but did not play, Weeks 7-8 and 10-11...Inactive Weeks 9, 12-16.

1987: Started all three strike replacement games for Steelers...Threw for 164 yards and a TD, and rushed for another score in first career start at Atlanta (10-



4)...Credited with a two-yard reception at L.A. Rams (10-11)...Against Indianapolis (10-18), threw one-yard scoring pass to WR John Stallworth, the 500th reception of Stallworth's career.

CAREER: Selected by Minnesota in sixth round (142nd overall) of '85 draft...Only action during rookie season came at Philadelphia (12-1)...Released by Vikings Oct. 4, 1986, but re-signed Nov. 19...Again released Dec. 9, 1986...Signed by Steelers March 25, 1987.

COLLEGE: UCLA's seventh ranked quarterback with 2,165 passing yards at conclusion of career...Missed three games during senior campaign due to torn ligament in right ankle...Established school record with 25 completions (399 yards) in first career start vs. Brigham Young...Won four letters in football and one in baseball (catcher)...Played in four bowl games: Rose (twice), Fiesta, and Bluebonnet.

PERSONAL: Born Steven Christopher Bono in Norristown, PA...Earned All-America honors in football and baseball at Norristown High...Also lettered in basketball...He and his wife, Tina, live in Los Angeles, CA.

BONO'S PRO STATISTICS

Year	G/S	Passing							NFL Rating
		Att.	Comp.	Yds.	Pct.	Int.	Long	TD	
(Minnesota)									
1985	1/0	10	1	5	.100	0	5	0	39.6
1986	1/0	1	1	3	1.000	0	3	0	79.2
(Pittsburgh)									
1987	3/3	74	34	438	.459	2	57	5	76.3
1988	2/0	35	10	110	.286	2	15	1	25.9
(San Francisco)									
1989	1/0	5	4	62	.800	0	45t	1	157.9
1990	0/0	— Did Not Play —							
Career	8/3	125	50	618	.400	4	57	7	61.3

BONO'S PERSONAL NFL BESTS

PASSES ATTEMPTED - 28 (at L.A. Rams - 10-11-87)

COMPLETIONS - 12 (at Atlanta - 10-4-87)

PASSING YARDS - 164 (at Atlanta - 10-4-87)

TD PASSES - 2 (twice: at L.A. Rams - 10-11-87 & vs. Indianapolis - 10-18-87)

LONG PASS - 57 (at Atlanta - 10-4-87)

INTERCEPTIONS - 2 (vs. Cleveland - 10-2-85)

RUSHES - 4 (vs. Indianapolis - 10-18-87)

RUSHING YARDS - 22 (at L.A. Rams (10-11-87)

LONG RUSH - 23 (at L.A. Rams (10-11-87)



Todd Bowles • 22

SAFETY

HT: 6-2

TEMPLE

WT: 205

BORN: 11-18-63

6TH YEAR

(FA IN '91)

PRO: Durable, intelligent, wily veteran...Acts as coach on the field...Adds depth to secondary...Signed by Niners as Plan B free agent from Washington in '91.

1990: Second on Redskins with 115 tackles...Recorded at least 100 tackles for fourth consecutive year...Started 60 straight games dating back to 1987...Posted career-high 18 tackles at San Francisco (9-16)...Recorded 12 tackles and a sack, and inter-

cepted a pass late in game to preserve win vs. Dallas (9-23)...Fumble recovery late in contest set up game-winning field goal vs. Chicago (12-9).

'90 POSTSEASON: Recorded one tackle and a pass defended at Philadelphia in NFC Wild Card Playoff Game (1-5)...Credited with two tackles at San Francisco in NFC Divisional Playoff Game (1-12).

1989: One of only three Redskins to start all 16 games...Finished season with 130 tackles...Had season-high 11 tackles at N.Y. Giants (10-15).

1988: Had career-high 141 tackles...Credited with 11 tackles and a forced fumble at Philadelphia (12-4)...Registered a season-high 13 tackles vs. Dallas (12-11).

1987: Season total (108 tackles) began streak of four consecutive years with at least 100 tackles...Won starting job from veteran Curtis Jordan and started all 12 non-strike games...Had career-high four interceptions.

CAREER: Signed as a free agent by the Redskins in '86...Saw action as a linebacker in passing situations during rookie season...Also had two interceptions.

COLLEGE: Missed five games as a senior at Temple due to a dislocated wrist...All-East safety while recording 89 tackles, four sacks, and three interceptions as a junior...Played in Blue-Gray Game...Majored in criminal justice.

PERSONAL: Born Todd Bowles in Elizabeth, NJ...Attended Elizabeth (NJ) High...He and his wife, Audrey, live in Sterling, Va.

BOWLES' PRO STATISTICS

Year	G/S	Tot.	Tackles		Interceptions	Pass Def.	Fumble
			Solo	Ast.	No./Yds./TD		Rec./Yds.
1986	15/2	23	15	8	2/0/0	0	0/0
1987	12/12	108	72	36	4/24/0	4	1/0
1988	16/16	141	86	55	1/20/0	7	0/0
1989	16/16	130	75	55	3/25/0	2	1/0
1990	16/16	115	55	60	3/74/0	6	1/0
Career	75/62	303	214	517	13/143/0	19	3/0
Playoffs							
1986	3/0	5	5	0	0/0/0	1	0/0
1987	3/3	12	11	1	0/0/0	2	0/0
1990	2/2	3	3	0	0/0/0	1	0/0
Total	8/5	20	19	1	0/0/0	4	0/0

OTHER STATS: FORCED FUMBLES - 1986 (1), 1987 (1), 1988 (2), 1989 (1), 1990 (1), **CAREER (6)**; **SACKS** - 1990 (1).

BOWLES' PERSONAL NFL BESTS

TOTAL TACKLES - 18 (at San Francisco - 9-16-90)

SACKS - 1 (vs. Dallas - 9-23-90)

YARDS - 1 (vs. Dallas - 9-23-90)

INTERCEPTIONS - 1 (several times)

INTERCEPTION RETURN YARDS - 25 (vs. Tampa Bay - 10-22-89)

LONG INTERCEPTION RETURN - 25 (vs. Tampa Bay - 10-22-89)

FORCED FUMBLES - 1 (several times)

FUMBLE RECOVERIES - 1 (several times)



Dennis Brown • 96

DEFENSIVE END **WASHINGTON** **2ND YEAR**
HT: 6-4 **WT: 290** **BORN: 11-6-67** **(D-2A IN '90)**

PRO: Big, burly defensive lineman...Surprising quickness and agility for size...Plays tackle and end on defensive line.

1990: Play limited to four-man pass rush in initial game of NFL career at New Orleans (9-10)...On inactive list Week 2 due to right knee injury...Returned to action the following week vs. Atlanta (9-23)...Made first sack of NFL career vs. Cleveland (10-28)...Recorded sacks in each of the next three games: at Green Bay (11-4), at Dallas (11-11), and vs. Tampa Bay (11-18)...Had a sack and tackle vs. N.Y. Giants (12-3)...Also credited with sack at L.A. Rams (12-17).

'90 POSTSEASON: Appeared in both playoff games...Made two tackles vs. N.Y. Giants in NFC Championship Game (1-20).

CAREER: Selected in second round (47th overall) of draft...Choice acquired from Minnesota through Dallas in '90 trade with Cowboys...That trade sent running back Terrence Flagler and defensive end Daniel Stubbs plus 49ers' Nos. 3 (81st) and 11 (304th) picks in 1990 draft to Dallas for Cowboys' Nos. 2 (47th/from Minnesota) and 3 (68th/from Kansas City) picks in 1990.

COLLEGE: Two-time Outland Trophy nominee...Played in East-West Shrine Game...All-Pac 10 and second team All-America as a junior in '88...Set career highs in '87 with 72 total tackles, including nine sacks...His 97-yards in losses were second best single season total in school history...Starter for most of year as freshman in '86...Needs 36 units to complete degree in Anthropology.

PERSONAL: Born Dennis Trammel Brown in Los Angeles, CA...Played football and participated in track (shot put) at Long Beach (CA) Jordan High...All-city selection in football in each of his three seasons...Second of three children...Father is a Southern Baptist minister in Los Angeles...Single, lives in Sunnyvale.

BROWN'S PRO STATISTICS

Year	G/S	Tot.	Tackles		Ast.	Sacks No./Yds.	Interceptions No./Yds.	Fumbles Rec./Yds.
			Solo	Ast.				
1990	15/0	9	8	1		6/50	0/0	0/0
Playoffs								
1990	2/0	2	2	0		0/0	0/0	0/0

OTHER STATS: FORCED FUMBLES - 1990 (1).

BROWN'S PERSONAL NFL BESTS

TOTAL TACKLES - 2 (vs. N.Y. Giants - 1-20-91)
SOLO - 2 (vs. N.Y. Giants - 1-20-91)
ASSISTS - 1 (vs. Cincinnati - 12-9-90)
SACKS - 1 (several times)
YARDS - 13 (vs. Tampa Bay - 11-18-90)
FORCED FUMBLES - 1 (vs. N.Y. Giants - 12-3-90)

Steve Brown • 32

CORNERBACK

OREGON

9TH YEAR

HT: 6-0

WT: 187

BORN: 3-20-60

(FA IN '91)

PRO: Brings experience and depth to secondary...Outstanding run defender...Durable athlete who has been a starter virtually his entire career...Signed by Niners as Plan B free agent from Houston in '91.

1990: Appeared in 15 games for Oilers...Credited with 29 tackles and one pass defended as team's fifth defensive back...Best game of the season came vs. San Francisco (10-7) when he recorded seven tackles (six solo) and one pass defended.

'90 POSTSEASON: Was inactive at Cincinnati in AFC Wild Card Playoff Game (1-6) due to abdominal strain suffered vs. Cincinnati (12-23).

1989: TEAM LEADER among defensive backs in tackles with 63...Matched career-best with **TEAM-LEADING** five interceptions...Also led the Oilers with 22 passes defended...Had season-high seven tackles vs. Cincinnati (11-3) and at Cincinnati (12-17)...Had first two quarterback sacks of NFL career vs. Tampa Bay (12-10)...Finished with seven tackles and forced a fumble vs. Pittsburgh in AFC Wild Card Game (12-31).

1988: Started 14 games and finished the season with 63 tackles, two interceptions, and 15 passes defended...Returned an interception 44 yards for TD at Indianapolis (9-4)...Started both playoff games and tied John Grimsley as team's postseason tackle leader with 15...Had nine tackles at Buffalo in AFC Divisional Playoff Game (1-1-89).

1987: Started 10 of 12 non-strike games...Made a career-high 11 tackles and picked off a pass vs. Pittsburgh (12-20) to help the Oilers clinch a playoff berth...Started both playoff games and had eight tackles and a **TEAM-LEADING** five passes defended in postseason.

1986: Was one of three Oilers' defensive backs (along with Patrick Allen and Keith Bostic) to start all 16 games...Finished the season with 77 tackles.

CAREER: Selected in third round (83rd overall) by the Houston Oilers in '83...Appeared in all 16 games, starting 10, in rookie season...Had season-high eight tackles at Minnesota (10-16) and vs. Kansas City (10-23)...Finished second in AFC with a 25.6 kickoff return average (31 returns for 795 yards)...Had an 81-yard return at Tampa Bay (11-27) and a 93-yarder for a TD vs. Cleveland (12-11)...Named to *Pro Football Weekly's* all-rookie team as a kick returner...Started all 16 games and finished with 65 tackles, an interception, and two forced fumbles in '85...Had career-high 87 tackles and five interceptions in '85...Earned AFC Defensive Player-of-the-Week honors for Week 1 after picking off two passes and recording eight tackles vs. Miami (9-8).

COLLEGE: Returned kicks all four seasons at Oregon...Finished career with 78 returns for 1,868 yards (23.9 yard average)...Registered 168 tackles, five fumble recoveries, and three interceptions as a defensive back for the Ducks...Had 93-yard kickoff return for TD during junior season...Led Pac-10 in punt return average (10.3) as a senior...Also had a collegiate-best 70 tackles, three interceptions, and five fumble recoveries...Was honorable mention All-America that season...Collegiate teammate of 49ers' LB Mike Walter...Majored in Psychology.



PERSONAL: Born Steven Douglas Brown in Sacramento, CA...Attended McClatchy High in Sacramento...Lettered in football, tennis, and track...Donates considerable time to charity work...Spent '87 offseason as an intern in the sports department of Houston's KTRK-TV (ABC)...Sister, Olivia, is a TV actress...Featured with sister in popular United Way TV spots...He and his wife (Michele) live in Missouri City, TX, during the offseason.

BROWN'S PRO STATISTICS

Year	G/S	Tackles			Interceptions		Pass Def.	Fumbles Rec./Yds.
		Tot.	Solo	Ast.	No./Yds.			
1983	16/10	60	48	12	1/16	4	0/0	
1984	16/16	65	47	18	1/26	10	1/0	
1985	15/14	87	64	23	5/41	15	1/0	
1986	16/16	77	64	13	2/34	11	0/0	
1987	10/10	47	32	15	2/10	9	1/0	
1988	14/14	63	46	17	2/48	15	0/0	
1989	16/16	63	49	14	5/54	22	0/0	
1990	16/0	29	23	6	0/0	1	0/0	
Career	112/96	491	373	118	18/229	87	3/0	
Playoffs								
1987	2/2	8	7	1	0/0	5	0/0	
1988	2/2	15	13	2	0/0	0	0/0	
1989	1/1	7	4	3	0/0	1	0/0	
1990	0/0	— Did Not Play —						
Total	5/5	30	24	6	0/0	6	0/0	

OTHER STATS: FORCED FUMBLES - 1984 (2), CAREER (2); SACKS - 1989 (3), CAREER - (3); KICKOFF RETURNS - 1983 (31 for 795, 1 TD), 1984 (3 for 17), 1985 (2 for 45), CAREER (36 for 857, 1 TD).

BROWN'S PERSONAL NFL BESTS

TOTAL TACKLES - 11 (twice: vs. N.Y. Giants - 12-8-85 & vs. Cincinnati - 12-27-87)

SACKS - 2 (vs. Tampa Bay - 12-10-89)

INTERCEPTIONS - 1 (several times)

INTERCEPTION RETURN YARDS - 44 (at Indianapolis - 9-4-88)

LONG INTERCEPTION RETURN - 44ft (at Indianapolis - 9-4-88)

PASSES DEFENSED - 3 (at San Diego - 9-17-89)

FUMBLE RECOVERIES - 1 (several times)

KICKOFF RETURNS - 5 (vs. Cleveland - 12-11-83)

KICKOFF RETURN YARDS - 119 (vs. Cleveland - 12-11-83)

LONG KICKOFF RETURN - 93ft (vs. Cleveland - 12-11-83)



Jim Burt • 64

NOSE TACKLE MIAMI (FL) 11TH YEAR
HT: 6-1 **WT: 270** **BORN: 6-7-59** (FA IN '89)

PRO: Sound, reliable nose tackle...Adds valuable depth to tough position...Instructs and inspires teammates.

1990: Started at nose tackle and recorded two tackles at New Orleans (9-10)...Made key tackle during 49ers' third-quarter goal-line stand vs. Washington (9-16) and finished contest with three tackles...Started and recorded a pair of tackles vs. Atlanta (9-

23)...Filled in along the defensive line at Houston (10-7) and at Atlanta (10-14), but did not record any tackles in either contest...Credited with one solo stop vs. Pittsburgh (10-21)...Dressed but did not play vs. Cleveland (10-28)...Filled in at nose tackle at Green Bay (11-4)...Had four tackles, including two sacks for 10 yards, vs. Tampa Bay (11-18)...Split time at nose tackle with Michael Carter vs. L.A. Rams (11-25)...Credited with three tackles vs. N.Y. Giants (12-3)...Did not dress: vs. New Orleans (12-23) and at Minnesota (12-30) due to left shoulder injury.

'90 POSTSEASON: Credited with four tackles vs. Washington in NFC Divisional Playoff Game (1-12)...Had one sack vs. N.Y. Giants in NFC Championship Game (1-20).

1989: Signed by 49ers, Nov. 1...Played on short yardage situations vs. New Orleans (11-6)...Saw first extensive action from scrimmage vs. Atlanta (11-12)...Recorded four tackles vs. Green Bay (11-19)...Forced a fumble vs. N.Y. Giants (11-27)...Made first start of season, replacing Pete Kugler (back), at L.A. Rams (12-11) — recording five tackles...Started for the third consecutive week vs. Chicago (12-24)...Subbed on defensive line in Divisional Playoff Game vs. Minnesota (1-6-90) and recorded one tackle...Also had one stop in NFC Championship Game vs. L.A. Rams (1-14-90)...Subbed at nose tackle against Denver in Super Bowl XXIV (1-28-90).

1988: Scored first TD of NFL career on 39-yard fumble recovery return in New York's season opener vs. Washington (9-5)...Second among defensive linemen with 54 total stops...Second on Giants with two fumble recoveries.

1987: Hampered by back injury most of season...Missed four contests and saw limited action in many other games...Had surgery to repair disc at conclusion of year.

1986: Experienced finest pro season by leading Giants' defensive linemen with 61 tackles despite missing three games due to back injury...Added 10 tackles in Giants' playoff drive to Super Bowl XXI title...Selected All-NFL and to NFC Pro Bowl team.

1985: Leader among Giants' defensive linemen with 78 total tackles, including four sacks...Added two more quarterback traps during postseason action.

1984: Established career highs with 90 total tackles and 6 1/2 sacks in first full season as a starter...Had 12 tackles, including a sack, in two playoff contests.

CAREER: Made Giants' roster as free agent in '81...Led team during rookie season with 20 special teams tackles...Started two contests during strike-shortened '82 campaign...Started first seven games of '83, prior to season-ending herniated disc injury.

COLLEGE: Three-year starter for Hurricanes...Won several All-America honors...Set school record with four fumble recoveries against Vanderbilt...Also owns highs among Miami's all-time nose guards for assists (86) and solo tackles (100) in a season, and solo career tackles (177)...Majored in Business.

PERSONAL: Born James P. Burt in Buffalo, NY, where he played football, baseball, and hockey at Orchard Park High...He and his wife, Colleen, have two children: Jimmy Jr. (4-23-81) and Ashlee Nicole (11-27-89)...Works with "Tomorrow's Children", an organization helping terminally ill youths...Also spends time with numerous other charitable organizations...The family lives in Allendale, NJ.

BURT'S PRO STATISTICS

Year	G/S	Tot.	Tackles		Sacks	Interceptions	Fumbles
			Solo	Ast.	No./Yds.	No./Yds.	Rec./Yds/TD
(N.Y. Giants)							
1981	13/0	20	10	10	0/0	0/0	0/0/0
1982	4/2	17	7	10	1/10	0/0	0/0/0
1983	7/6	35	27	8	0/0	0/0	1/0/0
1984	16/16	90	65	25	6.5/44.5	0/0	2/0/0
1985	16/15	78	60	18	4/35	0/0	2/0/0
1986	13/13	61	40	21	1/9	0/0	3/1/0
1987	8/8	27	20	7	2/14	0/0	0/0/0
1988	16/13	54	48	6	3/20	0/0	2/39/1
(San Francisco)							
1989	8/3	17	13	4	0/0	0/0	0/0/0
1990	13/3	21	18	3	2/10	0/0	0/0/0
Career	114/79	420	308	112	19.5/142.5	0/0	10/40/1
Playoffs							
(N.Y. Giants)							
1981	2/0	0	0	0	0/0	0/0	0/0/0
1984	2/2	12	7	5	1/4	0/0	0/0/0
1985	2/2	10	8	2	2/11	0/0	0/0/0
1986	3/3	10	7	3	0/0	0/0	0/0/0
(San Francisco)							
1989	3/0	2	2	0	0/0	0/0	0/0/0
1990	2/0	5	4	1	1/0	0/0	0/0/0
Total	14/7	39	28	11	4/15	0/0	0/0/0

OTHER STATS: FORCED FUMBLES - 1986 (1), 1988 (1), 1989 (1), **CAREER** (3).

BURT'S NFL HONORS: Pro Bowl - 1987, All-NFL - 1986.

BURT'S PERSONAL 49ERS' BESTS

TOTAL TACKLES - 5 (at L.A. Rams - 12-11-89)

SOLO - 4 (twice: at L.A. Rams - 12-11-89 & vs. Tampa Bay - 11-18-90)

ASSISTS - 2 (vs. Washington - 11-18-90)

SACKS - 2 (vs. Tampa Bay - 11-18-90)

YARDS - 10 (vs. Tampa Bay - 11-18-90)

FORCED FUMBLES - 1 (vs. N.Y. Giants - 11-27-89)



Dean Caliguire • 64

CENTER

PITTSBURGH

1ST YEAR

HT: 6-2

WT: 282

BORN: 3-2-67

(D-4 IN '90)

PRO: Agile, strong blocker...Impressive collegiate career...Injuries prevented any activity during rookie season.

1990: Spent entire season on physically unable to perform list after having surgery on right foot early in camp.

CAREER: Selected in fourth round (92nd overall) of '90 draft...Choice acquired from L.A. Raiders in exchange for San Francisco's Nos. 4 (109th) and 5 (137th) picks in 1990.

COLLEGE: All-East as a senior in '89, despite season being cut short by broken ankle in ninth game...*Football News*' third team All-America and *Sporting*

News' honorable mention All-America...First full year starting at center was junior season ('88)...Started at guard in '87...Saw limited action at center and guard in '86...Also used as fullback in short yardage and goal line situations in 1986...Redshirted as a freshman in '85...Twelve units short of degree in liberal arts...Wants to attain teaching credential.

PERSONAL: Born Dean Patrick Caliguire in Pittsburgh, PA, where he participated in football, basketball, and track at Montour High...Starred as two-way all-state lineman on football team...Jersey number (76) was retired upon graduation...Youngest of four children...Brother played offensive line at Temple University...Single, lives in Pittsburgh, PA, during the offseason.

Dexter Carter • 35

RUNNING BACK **FLORIDA STATE** **2ND YEAR**
HT: 5-9 **WT: 170** **BORN: 9-15-67** **(D-1 IN '90)**

PRO: Darting, quick back...Flashed potential during initial NFL season...Added spark to rushing, receiving, and return units.

1990: TEAM LEADER with 460 rushing yards...Led all NFL rookie running backs in all-purpose yardage with 1,460 yards (460 rushing, 217 receiving, 783 return yards)...Returned two kicks for 32 yards, including long of 21 yards with first career NFL return, at New Orleans (9-10)...Carried six times for 22 yards at Houston (10-7) after replacing the injured Roger Craig (R knee)...Made first career NFL start at Atlanta (10-14), replacing Roger Craig (R knee)...Rushed nine times for nine yards, had three receptions for 27 yards, and returned four kickoffs (40 yards) against Falcons...Rushed 17 times for 90 yards and caught seven passes for 57 yards vs. Pittsburgh (10-21)...Made third consecutive start (in place of Roger Craig) vs. Cleveland (10-28)...Carried 17 times for 58 yards and caught three passes for 15 yards against Browns...Had 13 yards rushing on seven carries and caught two passes for 38 yards at Green Bay (11-4)...Rushed two times for 14 yards and returned three kickoffs (69 yards) at Dallas (11-11)...Had four catches for 32 yards, returned two kicks 41 yards, and tied Roger Craig with team-high 44 rushing yards on nine carries vs. Tampa Bay (11-18)...Totaled career-high 93 yards on three kickoff returns vs. L.A. Rams (11-25), averaging a personal NFL-best 31 yards a return, including season-long 35-yard return...Had personal NFL-best game at L.A. Rams (12-17), when he rushed for a career-high 124 yards on 13 carries, including personal-best and team-long 74-yard TD run...Also returned three kicks for 70 yards, including a long of 30, in that Rams' game...Started in place of Roger Craig (R knee) vs. New Orleans (12-23), and rushed 11 times for 30 yards and had four receptions for 34 yards...Carried 10 times for 27 yards and caught one pass for five yards in starting assignment at Minnesota (12-30).

'90 POSTSEASON: Returned one kickoff 19 yards vs. Washington in NFC Divisional Playoff Game (1-12)...Had three kickoff returns for 74 yards vs. N.Y. Giants in NFC Championship Game (1-20).

CAREER: Selected with 25th choice (last in first round) of '90 draft...Sixth running back taken behind Blair Thomas (2nd—N.Y. Jets), Emmitt Smith (17th—Dallas), Darrell Thompson (19th—Green Bay), Steve Broussard (20th—Atlanta) and Rodney Hampton (24th—N.Y. Giants)...First running back taken in the first



round by the 49ers since Earl Cooper in 1980 (Roger Craig was team's initial pick in '83 as a second round choice).

COLLEGE: Came on strong in '89 (senior season) while assuming full-time duties at tailback...**TEAM LEADER** with 684 rushing yards and 5.2 average per carry...Best rushing performance (142 yards) in '89 was against Miami...Capped season by averaging seven yards per attempt in Senior Bowl...Selected honorable mention All-America...Served as back-up to Sammie Smith (Dolphins' No. 1 selection in '89) as a junior...Averaged better than 27 yards on 16 kickoff returns in '88...Rushed for '88 season high 119 yards on just 16 carries in victory over Virginia Tech...Seminoles' No. 2 rusher as a sophomore in '87 (679 yards)...Played as a true freshman in '86.

PERSONAL: Born Dexter Anthony Carter in Baxley, GA, where he attended Appling County High...Most valuable player of football team during senior season...Also participated in baseball and track...Qualified for state finals in 100 (10.6) and 200 (23.5) meters in junior and senior seasons...In top five in state with 23-foot long jump as a senior...On wrestling team sophomore season...Third of five children...Married the former Sheryl Ridgeway March 9, 1991...The couple lives in Sunnyvale, CA.

CARTER'S PRO STATISTICS

Year	G/S	Rushing					Receiving				
		Att.	Yds.	Avg.	Long	TD	No.	Yds.	Avg.	Long	TD
1990	16/5	114	460	4.0	74t	1	25	217	8.7	26	0
Playoffs											
1990	2/0	0	0	0.0	0	0	0	0	0.0	0	0

Kickoff Returns

Year	No.	Yds.	Avg.	Long	TD
1990	41	783	19.1	35	0
Playoffs					
1990	4	93	23.3	28	0

OTHER STATS: TACKLES - 1990 (1).

CARTER'S PERSONAL NFL BESTS

- RUSHES - 17 (twice: vs. Pittsburgh - 10-21-90 & vs. Cleveland - 10-28-90)
- RUSHING YARDS - 124 (at L.A. Rams - 12-17-90)
- LONG RUSH - 74t (at L.A. Rams - 12-17-90)
- RECEPTIONS - 7 (vs. Pittsburgh - 10-21-90)
- RECEIVING YARDS - 57 (vs. Pittsburgh - 10-21-90)
- LONG RECEPTION - 26 (at Green Bay - 11-4-90)
- KICKOFF RETURNS - 4 (several times)
- KICKOFF RETURN YARDS - 93 (vs. L.A. Rams - 11-25-90)
- LONG KICKOFF RETURN - 35 (vs. L.A. Rams - 11-25-90)
- TACKLES - 1 (at Green Bay - 11-4-90)



Michael Carter • 95

NOSE TACKLE **SOUTHERN METHODIST** **8TH YEAR**
HT: 6-2 **WT: 285** **BORN: 10-29-60** **(D-5A IN '84)**

PRO: Powerful presence in middle of defensive front...Explosive off line of scrimmage...Returning to all-pro performance level following battle with injury to right foot.

1990: On inactive list at New Orleans (9-10)...Saw

limited action (nine plays) in first appearance of season vs. Washington (9-16), but had no stats...In for 32 plays vs. Atlanta (9-23) and recorded one solo tackle...Made first start of season at Houston (10-7) and was credited with one tackle...Recorded two tackles in starting assignment at Atlanta (10-14)...Had season-high three tackles vs. Cleveland (10-28) and at Green Bay (11-4)...Credited with a pair of tackles at Dallas (11-11)...Recorded two tackles while splitting time with Jim Burt at nose tackle vs. L.A. Rams (11-25)...Credited with two tackles and a pass defended vs. N.Y. Giants (12-3)...Had one tackle at Cincinnati (12-9) and a pair of stops at L.A. Rams (12-17)...Credited with one tackle vs. New Orleans (12-23) and two tackles at Minnesota (12-30).

'90 POSTSEASON: Established 49er postseason record with 61-yard interception return for a TD vs. Washington in NFC Divisional Playoff Game (1-12)...Credited with two tackles in that game, and two more vs. N.Y. Giants in NFC Championship Game (1-20).

1989: Made four tackles in season opener at Indianapolis (9-10) prior to sustaining left hamstring injury...Suffered concussion at Philadelphia (9-24) and replaced in second half by Pete Kugler...Recorded five tackles and knocked down pass at line of scrimmage vs. L.A. Rams (10-1)...Had four total stops and knocked down a pass at New Orleans (10-8)...Made one tackle vs. N.Y. Jets (10-29) prior to severely spraining right foot in third quarter...On inactive list Weeks 9-12...Placed on injured reserve (12-2) due to right foot injury...Activated from I.R. Jan. 13...Subbed on defensive line vs. L.A. Rams (1-14-90) in NFC Championship Game and made one tackle...Started against Denver in Super Bowl XXIV (1-28-90).

1988: Led defensive linemen with career-high 71 total tackles...Recorded six tackles, two of which were sacks (one resulting in a fumble that led to team's winning scoring drive) in season opener at New Orleans (9-4) and added first career interception on a pass he deflected at line of scrimmage...Named NFC Defensive Player-of-the-Week for that opening day performance...Had five tackles, including one and one-half sacks, at Phoenix (11-6)...Made seven tackles and forced a fumble on Niners' goal line vs. L.A. Raiders (11-13)...Had six tackles and a sack vs. New Orleans (12-11)...Recorded three tackles in NFC Championship Game at Chicago (1-8-89)...Made three tackles, including a sack, vs. Cincinnati in Super Bowl XXIII (1-22-89)...Selected to NFC Pro Bowl squad...Named All-NFC by *Pro Football Weekly* and selected by teammates as co-winner (with Roger Craig) of Len Eshmont Award for courageous and inspirational play.

1987: Leader among defensive linemen with 55 total tackles...Knocked down three passes at line of scrimmage, including two at Tampa Bay (11-22)...Recorded seven stops vs. Chicago (12-14)...Credited with six total tackles, including an 11-yard sack, in season finale against L.A. Rams (12-27)...Registered six total stops in Divisional Playoff Game vs. Minnesota (1-9-88)...Consensus all-pro...Selected as starter on 1988 NFC Pro Bowl squad.

1986: Tied personal best and earned game ball with eight total tackles vs. Indianapolis (10-5)...Sprained left ankle at New Orleans (11-2) and played hurt for remainder of season...Had six tackles, including one sack, vs. N.Y. Jets (12-7)...Recorded team-high seven total tackles in NFC Divisional Playoff Game at N.Y. Giants (1-4-87).

1985: Did not start first three games due to right hamstring injury...On injured reserve (hamstring) Weeks 4-7...Recorded 41 tackles and five sacks during

second half of season...Team won seven of final nine games with him in starting lineup...Badly sprained right ankle in regular season finale, inhibiting play in postseason...Named to NFC Pro Bowl squad...AP and *College and Pro Football Weekly* second team all-pro.

CAREER: First of team's two fifth-round selections in '84 draft (Jeff Fuller was the other)...Came to camp four weeks late due to his participation in '84 Summer Olympics (silver medalist in shot put)...Had six tackles, including two sacks, in NFC Championship Game vs. Chicago (1-6-85).

COLLEGE: Four-year starter...Recorded 238 tackles during career...All-Southwest Conference and UPI All-America in '83...Most Valuable Defensive Player in 1980 Holiday Bowl...Roomed with Indianapolis Colts' running back Eric Dickerson...Selected to All-America team each of his four years in track...Only four-time indoor shot put champion in NCAA history...Won outdoor crown three times...Placed second in '84, despite throwing lifetime best 71-4 3/4...Also competed in discus at SMU and placed second with throw of 203-3 in '81 NCAA outdoor finals...Received degree in sociology, graduating with class in '84.

PERSONAL: Born Michael D'Andrea Carter in Dallas, TX...Competed in football and track at Dallas Thomas Jefferson High...Holds national high school shot put record (81-3 1/2) and second best prep discus throw (177-4)...Holds Texas High School discus record of 204-8...He and a pair of former SMU teammates purchased a computer system for the track team at alma mater...Married high school sweetheart (former Sandra Porter)...They have two daughters, Michelle Denee (10-12-85) and D'Andra Mashaun (6-17-87), and a son, Michael D'Andrea Jr. (4-4-90)...The couple owns a home in Ovilla, TX, near Dallas.

CARTER'S PRO STATISTICS

Year	G/S	Tot.	Tackles		Sacks No./Yds.	Interceptions No./Yds.	Fum. Rec.
			Solo	Ast.			
1984	16/0	18	13	5	3.5/29	0/ 0/0	0
1985	12/9	47	35	12	7/53	0/ 0/0	0
1986	15/13	46	33	13	2/18	0/ 0/0	0
1987	12/12	55	28	27	1/11	0/ 0/0	0
1988	16/16	71	43	28	6.5/37	1/ 0/0	0
1989	8/8	32	25	7	0/0	0/ 0/0	0
1990	15/13	27	19	8	1/7	0/ 0/0	0
Career	94/71	296	196	100	21/155	1/ 0/0	0
Playoffs							
1984	3/0	7	5	2	2/8	0/ 0/0	0
1985	1/1	3	3	0	0/0	0/ 0/0	0
1986	1/1	7	5	2	0/0	0/ 0/0	0
1987	1/1	6	3	3	0/0	0/ 0/0	0
1988	3/3	7	4	3	1/3	0/ 0/0	0
1989	2/0	1	1	0	0/0	0/ 0/0	0
1990	2/2	4	4	0	0/0	1/61/1	0
Total	13/8	35	25	10	3/11	1/61/1	0

OTHER STATS: PASSES DEFENSED - 1984 (1), 1985 (2), 1986 (2), 1987 (3), 1988 (9), 1989 (3), 1990 (1), **CAREER (21);** POSTSEASON PASSES DEFENSED - 1988 (1), 1990 (2), **CAREER (3).**

CARTER'S NFL HONORS: Pro Bowl - 1986, 1988, 1989; All-NFC - 1987; All-Pro - 1987; Len Eshmont Award - 1988.

CARTER'S PERSONAL NFL BESTS

TOTAL TACKLES - 8 (twice: vs. Dallas - 12-22-85 & vs. Indianapolis - 10-5-86)

SOLO - 7 (twice: vs. L.A. Rams - 12-9-85 & vs. Indianapolis - 10-5-86)
 ASSISTS - 6 (vs. Chicago - 12-14-87)
 SACKS - 2 (several times)
 YARDS - 19 (at New Orleans - 9-4-88)
 INTERCEPTIONS - 1 (twice: at New Orleans - 9-4-88 & vs. Washington - 1-12-91)
 INTERCEPTION RETURN YARDS - 61 (vs. Washington - 1-12-91)
 LONG INTERCEPTION RETURN - 61 (vs. Washington - 1-12-91)
 PASSES DEFENSED - 2 (twice: at Tampa Bay - 11-22-87 & vs. L.A. Rams - 12-18-88)
 FORCED FUMBLES - 1 (several times)
 BLOCKED PAT - 1 (vs. Seattle - 11-25-85)

Mike Cofer • 6



KICKER	NORTH CAROLINA STATE	4TH YEAR
HT: 6-1	WT: 190	BORN: 2-19-64
		(FA IN '88)

PRO: Consistent gameday performer...Delivers with the game on the line...First player in 49ers' history to score more than 100 points in three consecutive seasons...Career field goal percentage (.730) is highest among team's all-time kickers.

1990: TEAM LEADER with 111 points...Made game-winning 38-yard field goal with :12 remaining at New Orleans (9-10), and had then career-tying 52-yard placement in first quarter...Converted 47-yard field goal vs. Atlanta (9-23), but had kicks of 42 and 41 yards blocked...Also had tackle on kickoff in that Falcons' game...Converted only field goal attempt at Houston (10-7)...Kicked **TEAM RECORD** and career-best 56-yard field goal at Atlanta (10-4)...Converted both field goal attempts and all three extra point attempts vs. Pittsburgh (10-21)...Kicked game-winning 45-yard field goal with :05 remaining vs. Cleveland (10-28)...Converted two of three field goals at Green Bay (11-4)...Continued streak of at least one field goal in every game: at Dallas (11-11), vs. Tampa Bay (11-18), and vs. L.A. Rams (11-25)...Had streak (12 games, counting final game of '89 and 11 games in '90) snapped with a missed 43-yard attempt in Game 12, vs. N.Y. Giants (12-3)...Kicked game-winning 23-yard field goal in overtime at Cincinnati (12-9), after converting another 23-yard field goal with :57 remaining to force overtime...Made two of three field goal attempts at L.A. Rams (12-17)...First player in 49ers' history to score 100 points or more in three consecutive seasons with a field goal and an extra point vs. New Orleans (12-23)...Also recorded one tackle in that Saints' game...Converted both field goal opportunities at Minnesota (12-30).

'90 POSTSEASON: Converted all four extra point opportunities vs. Washington in NFC Divisional Playoff Game (1-12)...Made both field goal attempts vs. N.Y. Giants in NFC Championship Game (1-20).

1989: NFL LEADER with 136 points...Set **TEAM RECORD** for most field goals made in a season (29)...Converted at least one field goal in 15 of 16 games...Equaled then-personal best of 12 total points at Indianapolis (9-10)...Set **TEAM RECORD** by converting 14th consecutive field goal attempt (32 yards) at Philadelphia (9-24)...Extended team record (to 17) by converting first three field goal attempts vs. L.A. Rams (10-1) before having first miss of season on 42-yard attempt...Established personal best with fourth FG late in Rams' game and added a tackle on kickoff return...Made all five placements (4 FG, 1 PAT) at

Dallas (10-15)...Had two of three field goals blocked and missed final extra point attempt vs. New England (10-22)...Had tackles on kickoff returns against Patriots (11-22) and Jets (11-29)...Made 45-yard fourth-quarter field goal to provide winning points vs. N.Y. Giants (11-27)...Had season-best 49-yard field goal nullified by penalty and subsequent 54-yard attempt hit left upright at L.A. Rams (12-11)...Only game of season without a converted field goal came vs. Buffalo (12-17)...Had personal best 14 points on 4-4 field goals and 2-2 PATs vs. Chicago (12-24)...Missed both field goal attempts and one extra point in Divisional Playoff Game vs. Minnesota (1-6-90)...Rebounded with 3-4 field goals and 3-3 PATs in NFC Championship Game vs. L.A. Rams (1-14-90)...Established **SUPER BOWL RECORDS** with seven PATs and eight attempts against Denver in Super Bowl XXIV (1-28-90).

1988: NFC LEADER with 121 points...His 32-yard placement with 1:40 remaining provided margin of victory, and capped 10-point performance, at New Orleans (9-4)...Missed 62-yard attempt at end of first half at N.Y. Giants (9-11)...Two of three misses at Seattle (9-25) came from more than 50 yards, and third miss was deflected...Connected on 44-yard field goal to account for 49ers' only points vs. L.A. Raiders (11-13)...Hit then-career-long 52-yard attempt vs. Washington (11-21)...Only extra point miss of regular season occurred following a penalty accessed against kicking team in Redskins game...Second double-digit scoring game of season with 12 points on 2-2 field goals and 6-6 PATs at San Diego (12-4)...Converted 3-3 field goals and 1-1 extra points vs. L.A. Rams (12-18), while setting single-season **TEAM RECORDS** for most field goal attempts (38) and most field goals made (27)...Converted 10-11 postseason PATS...Missed final PAT attempt vs. Minnesota in NFC Divisional Playoff Game (1-1-89)...Also attempted 60-yard field goal on "free kick" at end of first half in that game...Made 2-4 field goals in Super Bowl XXIII (1-22-89) as low snap disrupted timing on second quarter 19-yard attempt, and fourth quarter 49-yard try went wide right.

CAREER: Signed free agent contract with Browns prior to '87 season...Made lone attempt (19 yards) during '87 preseason action with Cleveland...Released by Browns and signed by Saints...Appeared in first two strike replacement games for New Orleans in '87...Converted five of seven PATs and hit only field goal attempt (27 yards).

COLLEGE: Holds Wolfpack career records for kick scoring (247), field goals (50), and PATs (97)...Set single season records in '84 with 18 field goals and 78 total points...Fifth-year senior in '86, following red-shirt '85 season due to leg injury suffered in season opener...Led ACC as junior in '84 with 23 field goal attempts...Business management major.

PERSONAL: Born James Michael Cofer in Columbia, SC...Attended Charlotte (SC) Country Day High, where he played soccer prior to switching to football...Also lettered in baseball...Single, lives in Charlotte, NC, during the offseason.

COFER'S PRO STATISTICS

Year	G	PATs	FGM	Long	Points
(New Orleans)					
1987	2	5-7	1-1	27	8
(San Francisco)					
1988	16	40-41	27-38	52	121
1989	16	49-51	29-36	47	136

1990	16	39-39	24-36	56	111
Career	50	133-138	81-111	56	376
Playoffs					
1988	3	10-11	2-5	41	16
1989	3	15-17	3-6	36	24
1990	2	5-5	2-2	47	11
Total	8	30-33	7-13	47	51

OTHER STATS: TACKLES - 1988 (1), 1989 (3), 1990 (3), CAREER (7), POSTSEASON TACKLES - 1989 (1).

COFER'S FIELD GOAL ACCURACY

Year	1-19	20-29	30-39	40-49	50+	Total/Pct.
(New Orleans)						
1987	0-0	1-1	0-0	0-0	0-0	1-1/1.000
(San Francisco)						
1988	1-1	9-10	9-11	7-11	1-5	27-38/.711
1989	3-3	8-8	8-9	10-15	0-1	29-36/.806
1990	0-0	10-10	7-9	5-11	2-6	24-36/.667
Career	4-4	28-29	24-29	22-37	3-12	81-111/.730
Playoffs						
(San Francisco)						
1988	0-1	0-0	1-1	1-2	0-1	2-5/.400
1989	0-0	2-2	1-4	0-0	0-0	3-6/.500
1990	0-0	0-0	1-1	1-1	0-0	2-2/1.000
Totals	0-1	2-2	3-6	2-3	0-1	7-13/.538

COFER'S 1990 GAME-BY-GAME

Date	Opponent	PATs	FGs	Distance	Points
9-10	at New Orleans	1-1	2-5	52,47x,52x,55x,38	7
9-16	vs. Washington	2-2	4-4	31,29,26,34	14
9-23	vs. Atlanta	2-2	1-3	47,42xx,41xx	5
10-7	at Houston	3-3	1-1	23	6
10-14	at Atlanta	6-6	1-1	56	9
10-21	vs. Pittsburgh	3-3	2-2	39,20	9
10-28	vs. Cleveland	2-2	2-3	46x,40,45	8
11-4	at Green Bay	3-3	1-2	30x,22	6
11-11	at Dallas	3-3	1-3	39x,42,43x	6
11-18	vs. Tampa Bay	4-4	1-1	24	7
11-25	vs. L.A. Rams	2-2	1-1	42	5
12-3	vs. N.Y. Giants	1-1	0-1	43x	1
12-9	at Cincinnati	2-2	2-2	23,23	8
12-17	at L.A. Rams	2-2	2-3	23,63x,3	8
12-23	vs. New Orleans	1-1	1-2	59x,30	4
12-30	at Minnesota	2-2	2-2	29,35	8
POSTSEASON					
1-12	vs. Washington	4-4	0-0	—	4
1-20	vs. N.Y. Giants	1-1	2-2	47,35	7
x-missed field goal				xx-blocked field goal	

COFER'S PERSONAL NFL BESTS

FGA - 5 (twice: vs. L.A. Rams - 10-2-89 & at New Orleans - 9-10-90)

FGM - 4 (several times)

LONG FGA - 63 (at L.A. Rams - 12-17-90)

LONG FGM - 56 (at Atlanta - 10-14-90)

PATs ATTEMPTED - 8 (vs. Denver - Super Bowl XXIV - 1-28-90)

PATs MADE - 7 (vs. Denver - Super Bowl XXIV - 1-28-90)

CONSECUTIVE PATs MADE (regular season) - 45

CONSECUTIVE FGs MADE (regular season) - 17

POINTS - 14 (twice: vs. Chicago - 12-24-89 & vs. Washington - 9-16-90)

DOUBLE DIGIT SCORING - 13

TOTAL TACKLES - 1 (several times)

SOLO - 1 (several times)



Greg Cox • 38

SAFETY SAN JOSE STATE 4TH YEAR
HT: 6-0 WT: 217 BORN: 1-6-65 (FA IN '90)

PRO: Aggressive, active player...Usually among first players down field on special teams coverage units...Came on strong late last season prior to suffering hamstring injury.

1990: Signed by Niners as Plan B free agent from N.Y. Giants...**TEAM LEADER** with 13 special teams tackles...Released on final cutdown Sept. 3...Re-signed Oct. 2...Played from scrimmage and on special teams at Houston (10-7)...Recorded one special teams tackle...Played on special teams and recorded one tackle at Atlanta (10-14), vs. Pittsburgh (10-21), and vs. Cleveland (10-28)...Credited with one special teams tackle at Dallas (11-11)...Had two special teams stops vs. Tampa Bay (11-18)...Had four tackles, including two on special teams, vs. N.Y. Giants (12-3)...Had three special teams tackles at Cincinnati (12-9)...Credited with one tackle while playing from scrimmage and on special teams at L.A. Rams (12-17) and vs. New Orleans (12-23).

'90 POSTSEASON: Placed on I.R. Jan. 11, with right hamstring injury.

1989: Signed Plan B free agent contract with N.Y. Giants...Played in all 16 regular season games, primarily on special teams and in 'nickel' back situations for NFC Eastern Division champion Giants...Recorded 24 tackles, one sack, and two forced fumbles.

CAREER: Signed by 49ers as free agent in '88...Member of San Francisco's 1988 world championship team...Appeared in 15 games, playing with kickoff and punt coverage units and at safety...Finished with 20 tackles, including 14 solo stops...Had four tackles in the postseason.

COLLEGE: Played linebacker and roverback at San Jose State...All-PCAA in 1987, finishing third on team in tackles (87) and second in interceptions (3)...Led Spartans with 98 tackles as a junior...Named second team All-PCAA in '86...Transferred from Hartnell Junior College.

PERSONAL: Born Gregory Mark Cox in Niagara Falls, NY...Attended Walnut Ridge High in Columbus, OH...All-conference in both football and wrestling...He and his wife, Chrissy, are expecting their first child in October...They live in San Jose, CA.

COX'S PRO STATISTICS

Year	G/S	Tot.	Tackles		Sacks	Interceptions	Fumbles
			Solo	Ast.	No/Yds.	No/Yds.	Rec./Yds.
(49ers)							
1988	16/0	20	14	6	0/0	0/0	0/0
(Giants)							
1989	16/0	29	27	2	1/0	0/0	0/0

(49ers)							
1990	13/0	16	13	3	0/0	0/0	0/0
Career	45/0	65	54	11	1/0	0/0	0/0
Playoffs							
(49ers)							
1988		5	3	2	0/0	0/0	0/0
(Giants)							
1989		2	1	1	0/0	0/0	0/0
(49ers)							
1990		— Did Not Play —					
Totals		7	4	3	0/0	0/0	0/0

OTHER STATS: PASSES DEFENSED - 1988 (1); FORCED FUMBLES - 1989 (2).

COX'S PERSONAL 49ERS' BESTS

TOTAL TACKLES - 5 (vs. L.A. Rams - 12-18-88)

SOLO - 3 (vs. L.A. Rams - 12-18-88)

ASSISTS - 2 (twice: vs. L.A. Rams 12-18-88 & vs. Minnesota - 1-1-89)

PASSES DEFENSED - 1 (vs. Washington - 11-21-88)

Eric Davis • 25



CORNERBACK JACKSONVILLE STATE 2ND YEAR
HT: 5-11 WT: 178 BORN: 1-26-68 (D-2B IN '90)

PRO: Talented, athletic pass defender...Has ability to make big plays...Displayed improvement throughout initial NFL season...Will challenge for more playing time this season.

1990: Had a key TD-saving pass defended at goal line at New Orleans (9-10) and recorded a tackle in that contest, his first NFL game...Played primarily in the nickel defense vs. Washington (9-16), and recorded one tackle while playing on special teams... Saw extensive play in team's nickel defense vs. Atlanta (9-23) and recorded three stops...Had a tackle and pass defended at Houston (10-7)...Had three tackles while playing in nickel defense at Atlanta (10-14)...Played, but had no stats, vs. Pittsburgh (10-21)...Forced a fumble and recorded three tackles vs. Cleveland (10-28)...Recorded one special teams tackle at Green Bay (11-4)...Credited with one tackle while playing in the nickel defense and on special teams vs. Tampa Bay (11-18)...Recorded two passes defended as the fifth defensive back vs. L.A. Rams (11-25)...Credited with one tackle vs. N.Y. Giants (12-3)...Had first career NFL interception on final play of regulation to force overtime at Cincinnati (12-9)...Had a pair of tackles, forced a fumble, and returned it 34 yards at L.A. Rams (12-17)...Returned four punts for 32 yards, including long of 24 yards, vs. New Orleans (12-23)...Credited with three tackles at Minnesota (12-30).

'90 POSTSEASON: Credited with three tackles, including a fourth-quarter pass defended in the end zone, vs. Washington in NFC Divisional Playoff Game (1-12)...Was not credited with any tackles vs. N.Y. Giants in NFC Championship Game (1-20).

CAREER: Selected in second round (53rd overall) as highest drafted player in school history...Last player selected from Jacksonville State was Keith McKeller (ninth round — 1987 — Buffalo)...School also produced former Rams' quarterback Dieter Brock, and current Rams' nose tackle Alvin Wright.

COLLEGE: Played safety early in career, before being moved to cornerback...All-Gulf South Conference and Division II All-America as a senior...Recorded six interceptions and 12 passes defended...Returned one pick-off 90 yards for a score versus West Georgia...Had two interceptions against Valdosta State...Had eight tackles and five passes defended while leading team to Division II championship game...Established career high with 53 total tackles in '88...Handled punt return duties as sophomore in '87 in addition to subbing in defensive secondary...Had one interception as freshman in '86...Just 12 units shy of degree in marketing...Minor is finance.

PERSONAL: Born Eric Wayne Davis in Anniston, AL, where he still lives...Played quarterback for football team and participated in track at Anniston High...Had personal best 24-9 long jump, but fouled at state finals forcing disqualification...Fourth of five children...Single.

DAVIS' PRO STATISTICS

Year	G/S	Tot.	Tackles		Interceptions		Pass Def.	Fumbles Rec./Yds.
			Solo	Ast.	No./Yds.			
1990	16/0	21	20	1	1/13	5	1/34	
Playoffs								
1990	2/0	3	2	1	0/0	1	0/0	

OTHER STATS: FORCED FUMBLES - 1990 (2).

DAVIS' PERSONAL NFL BESTS

TOTAL TACKLES - 3 (several times)

SOLO - 3 (several times)

ASSISTS - 1 (twice: at L.A. Rams - 12-17-90 & vs. Washington - 1-12-91)

INTERCEPTIONS - 1 (at Cincinnati - 12-9-90)

INTERCEPTION RETURN YARDS - 13 (at Cincinnati - 12-9-90)

PASSES DEFENSED - 2 (at L.A. Rams - 11-25-90)

FORCED FUMBLES - 1 (twice: at Cleveland - 10-28-90 & at L.A. Rams 12-17-90)

FUMBLE RECOVERIES - 1 (at L.A. Rams - 12-17-90)

LONG FUMBLE RETURN - 34 (at L.A. Rams - 12-17-90)



Keith DeLong • 59

LINEBACKER

TENNESSEE

3RD YEAR

HT: 6-2

WT: 235

BORN: 8-14-67

(D-1 IN '89)

PRO: Tough, talented, young defender...Forced into starting lineup last season due to injuries...Responded to call with steady improvement...Appears to possess skills necessary to fulfill expectations.

1990: Saw special teams action at New Orleans (9-10) and vs. Washington (9-16)...Had one special teams tackle in that Saints' game...First career NFL start came vs. Atlanta (9-23), replacing the injured Mike Walter (L finger) in which he had three solo tackles, including one for no gain...Started, but played sparingly from scrimmage as team featured nickel defense extensively, at Houston (10-7)...Had one special teams tackle in that Oilers' game...Started and recorded two tackles, a fumble recovery on game's first scrimmage play, and had key fourth-down stop at Atlanta (10-14)...Had six total tackles in starting assignment vs. Pittsburgh (10-21)...Credited with two tackles vs. Cleveland (10-28)...Replaced Mike Walter (pinched nerve) in second

quarter at Green Bay (11-4) and recorded one tackle...Had an assisted tackle in starting role at Dallas (11-11)...Registered a team-leading (and then career-high) nine tackles vs. Tampa Bay (11-18)...Had best game of career vs. L.A. Rams (11-25), recording career-high 10 tackles and one pass defended...Credited with three tackles (including a special teams stop) and a pass defended vs. N.Y. Giants (12-3)...Credited with one tackle at Cincinnati (12-9)...Recorded four tackles at L.A. Rams (12-17) and vs. New Orleans (12-23)...Credited with three tackles at Minnesota (12-30).

'90 POSTSEASON: Had one tackle vs. Washington in NFC Divisional Playoff Game (1-12)...Credited with five tackles and a pass defended vs. N.Y. Giants in NFC Championship Game (1-20).

1989: Played on kickoff return team in season opener at Indianapolis (9-10)...Suffered concussion in second half at New Orleans (10-8)...Played special teams at N.Y. Jets (10-29), but injured hamstring late in that game...On inactive list Week 9...Saw first action from scrimmage vs. Atlanta (11-12), playing most of fourth quarter...Forced into action briefly in third quarter at L.A. Rams (12-11), subbing for injured Matt Millen...Forced fumble on kickoff return vs. Buffalo (12-17), as he played on special teams and most of fourth quarter from scrimmage...Had five total tackles, a pass defended, and first interception of career vs. Chicago (12-24)...Recorded three tackles, including two on special teams, in NFC Divisional Playoff Game vs. Minnesota (1-6-90)...Had one stop vs. L.A. Rams in NFC Championship Game (1-14-90)...Subbed against Denver in Super Bowl XXIV (1-28-90).

CAREER: Last selection (28th overall) of first-round in '89 draft...Did not report to camp until July 30...Hampered by left hamstring injury...Did not play in any preseason contests, and didn't practice with team until end of August.

COLLEGE: Led team in total tackles during junior and senior seasons...Finished career 10th on all-time Volunteers' tackles list with 330 total stops...Consensus All-America...Had 159 total stops in '88, of which 117 were solo hits...Also forced four fumbles, picked off two passes, and recorded two sacks in '88...All-SEC and Academic All-America as a junior in '87...Started opening game of sophomore season, recording 10 tackles, but was slowed by back injury during year...Played as "true freshman" in '85, registering 19 total stops...Majored in business.

PERSONAL: Born Keith Allen DeLong in San Diego, CA, but grew up in Lawrence, KS, where he led Lawrence High to an 11-1 record and state championship as a senior...Played linebacker and fullback for prep team...Father, Steve, was an All-America nose tackle at Tennessee and played for the San Diego Chargers (1965-71) and Chicago Bears ('72)...Keith was named to the University of Tennessee's all-time football team in 1990...Uncle, Keith, was also an All-America tight end for Vols...Single, and lives in Knoxville, TN, during the offseason.

DeLONG'S PRO STATISTICS

Year	G/S	Tot.	Tackles		Sacks No./Yds.	Interceptions No./Yds.	Fumbles Rec./Yds.
			Solo	Ast.			
1989	15/0	11	8	3	0/0	1/1	0/0
1990	16/13	51	42	9	0/0	0/0	2/0
Career	31/13	62	50	12	0/0	1/1	2/0
Playoffs							
1989	3/0	4	4	0	0/0	0/0	0/0
1990	2/2	6	6	0	0/0	0/0	0/0
Total	5/2	10	10	0	0/0	0/0	0/0

OTHER STATS: PASSES DEFENSED - 1989 (1), 1990 (2), CAREER (3); POSTSEASON PASSES DEFENSED - 1990 (1); FORCED FUMBLES - 1989 (1).

DeLONG'S PERSONAL NFL BESTS

TOTAL TACKLES - 10 (vs. L.A. Rams - 11-25-90)
SOLO - 9 (vs. L.A. Rams - 11-25-90)
ASSISTS - 2 (several times)
INTERCEPTIONS - 1 (vs. Chicago - 12-24-89)
INTERCEPTION RETURN YARDS - 1 (vs. Chicago - 12-24-89)
PASSES DEFENSED - 1 (several times)
FORCED FUMBLES - 1 (vs. Buffalo - 12-17-89)
FUMBLE RECOVERIES - 1 (twice: at New Orleans - 9-10-90 & at Houston - 10-7-90)



LeRoy Etienne • 50

LINEBACKER NEBRASKA 2ND YEAR
HT: 6-2 WT: 245 BORN: 7-25-66 (FA IN '90)

PRO: Big, hard-nosed 'backer...Surprise of '90 training camp...Made valuable contributions on Niners' special teams...Should add depth to inside linebacker position.

1990: Released Sept. 3, prior to start of regular season, but re-signed to practice roster Oct. 1...Activated from practice roster Oct. 17, replacing LB Jim Fahnhorst (R knee)...Played on special teams vs. Pittsburgh (10-21), at Green Bay (11-4) and vs. New Orleans (12-23)...Recorded one special teams tackle at Dallas (11-11), vs. Tampa Bay (11-18), vs. L.A. Rams (11-25), and vs. N.Y. Giants (12-3)...Registered two special teams stops vs. Cleveland (10-28), at L.A. Rams (12-17), and at Minnesota (12-30).

'90 POSTSEASON: Had one special teams tackle vs. Washington in NFC Divisional Playoff Game (1-12)...On inactive list vs. N.Y. Giants for NFC Championship Game (1-20).

CAREER: Signed as a free agent with N.Y. Giants in '89...Released just prior to start of regular season...Signed by Niners during '90 offseason.

COLLEGE: Three-year starter for Cornhuskers...All-Big Eight by AP and UPI and honorable mention All-America as a senior in '88...Led special teams in tackles during 1986-'87 seasons.

PERSONAL: Born LeRoy Joseph Etienne in Lafayette, LA, where he participated in football, basketball, and track at New Iberia High...Single, lives in San Jose, CA.

ETIENNE'S PRO STATISTICS

Year	G/S	Tot.	Tackles		Sacks	Interceptions	Fumbles
			Solo	Ast.	No./Yds.	No./Yds.	Rec./Yds.
1990	10/0	10	10	0	0/0	0/0	0/0
Playoffs							
1990	1/0	1	1	0	0/0	0/0	0/0

ETIENNE'S PERSONAL NFL BESTS

TOTAL TACKLES - 2 (several times)
SOLO - 2 (several times)

Kevin Fagan • 75

DEFENSIVE END

MIAMI (FL)

5TH YEAR

HT: 6-3

WT: 260

BORN: 4-25-63

(D-4C IN '86)

PRO: Among finest players at his position in the League...Equally adept at run and pass defense...Has developed into stalwart of entire defensive unit...Low key, no frills demeanor belies exceptional overall game...Respected by teammates and peers.



1990: Posted career-high 9 1/2 sacks in his 16 starts...Recorded one tackle at New Orleans (9-10)...Had three tackles vs. Washington (9-16), vs. Atlanta (9-23), and at Houston (10-7)...Also had a sack against the Oilers...Recorded one and a half sacks at Atlanta (10-14) and finished the game with three tackles and a pass defended...Had four tackles vs. Pittsburgh (10-21)...Tied for team high in tackles (five) and had a sack for minus five yards vs. Cleveland (10-28)...Credited with four tackles at Green Bay (11-4) and at Dallas (11-11)...Had two passes defended and three tackles, including one sack for six yards, vs. Tampa Bay (11-18)...Recorded two tackles vs. L.A. Rams (11-25)...Credited with season-high six tackles, including two sacks, and a forced fumble vs. N.Y. Giants (12-3)...Made sack on game's final play to preserve win in that Giants' game...Had five tackles, including a sack for minus five yards, at Cincinnati (12-9)...Credited with one solo stop at L.A. Rams (12-17)...Notched three tackles, including a sack for 10 yards, vs. New Orleans (12-23)...Had two tackles and a sack for five yards at Minnesota (12-30)...Selected by teammates (with Charles Haley) as co-winner of Len Eshmont Award, given annually to team's most inspirational and courageous player.

'90 POSTSEASON: TEAM LEADER with 14 tackles during post-season...Had a team-high eight tackles vs. Washington in NFC Divisional Playoff Game (1-12)...Credited with six tackles vs. N.Y. Giants in NFC Championship Game (1-20).

1989: Did not report to camp until Aug. 24, due to contractual holdout...Made two tackles in regular season opener at Indianapolis (9-10)...Had fumble recovery at Tampa Bay (9-17)...Recovered a fumble for second consecutive week at Philadelphia (9-24)...Added two tackles, including a four-yard sack, against Eagles...Registered first multiple-sack game of career (2) at N.Y. Jets (10-29), while recording six tackles...Recorded four tackles, including a four-yard sack, vs. New Orleans (11-6)...Missed first start of year vs. Green Bay (11-19) due to neck injury...Returned to starting lineup vs. N.Y. Giants (11-27), recording a two-yard sack that resulted in a fumble...Had four tackles, including team's only two sacks, vs. Buffalo (12-17)...Started, recorded four tackles and a forced fumble, vs. Chicago (12-24)...Recorded two sacks for 22 yards in NFC Divisional Playoff Game vs. Minnesota (1-6-90)...Had one tackle and knocked down a pass at line of scrimmage in NFC Championship Game vs. L.A. Rams (1-14-90)...Recorded six tackles (including a sack) and forced a fumble against Denver in Super Bowl XXIV (1-28-90)...Tied for postseason **TEAM LEADERSHIP** (with Daniel Stubbs) in sacks with three.

1988: Had five tackles, including a 10-yard sack, in season opener at New Orleans (9-4)...Played sparingly in second half vs. Atlanta (9-18) due to left hamstring injury...On inactive list Weeks 4-5 (L hamstring)...Returned to starting

lineup vs. Denver (10-9)...Made eight-yard sack on Vikings' final offensive series of game (10-30)...Closed year strong, recording four tackles in NFC Divisional Playoff Game vs. Minnesota (1-1-89), and four more in NFC Championship Game vs. Chicago (1-8-89)...Earned game ball for six-tackle, one-sack performance vs. Cincinnati in Super Bowl XXIII (1-22-89).

1987: First start of NFL career came at right end at Cincinnati (9-20), as team opened in four-man line...Made fourth-down stop with :02 remaining in contest vs. Cincinnati (9-20) that gave ball back to Niners, and eventually led to game-winning TD...On inactive list Weeks 7-9, 11, and 13 with right hamstring injury...Had six tackles, including a five-yard sack, in starting role vs. New Orleans (11-15)...Had two-yard sack and recovered a fumble vs. Chicago (12-14)...Had six stops vs. L.A. Rams (12-27)...Led defensive linemen with eight tackles in NFC Divisional Playoff Game vs. Minnesota (1-9-88).

CAREER: Third of three fourth-round selections (102nd overall) by San Francisco in 1986...Came to summer training camp still recovering from right knee surgery...Placed on "non football injury" list...Did not play a down entire season while recovering from surgery...Has more tackles (103) during past two seasons than any other Niners' defensive lineman.

COLLEGE: Selected All-South following sophomore and junior seasons, but suffered through injury-plagued senior year...Led defensive linemen with 51 tackles, including 10 for losses in '84...Tied for team leadership with three sacks that season...Played more than any defensive lineman during Miami's national championship season of '83...Had two sacks and nine tackles in Orange Bowl victory over Nebraska (1-1-84)...Pulled hip muscle in second game of senior year, limiting play entire season...Suffered severe knee injury in '86 Sugar Bowl against Tennessee...Majored in criminal justice and set a Miami mark with 550-pound bench press.

PERSONAL: Born Kevin Scott Fagan in Lake Worth, FL...Attended Leonard High there...Set school records in shot put and discus, while earning all-conference honors in football...Named Palm Beach County's 1990 Professional Athlete-of-the-Year...He and his wife, Nancy, live in Hobe Sound, FL, during the offseason and are expecting their first child this fall.

FAGAN'S PRO STATISTICS

Year	G/S	Tot.	Tackles		Sacks No./Yds.	Interceptions No./Yds.	Fumbles Rec./Yds.
			Solo	Ast.			
1987	7/2	20	11	9	2/7	0/0	1/6
1988	14/14	45	32	13	3/31	0/0	0/0
1989	16/15	40	33	7	7/40	0/0	2/0
1990	16/16	63	49	14	9.5/39	0/0	0/0
Career	53/47	168	125	43	21.5/117	0/0	3/6
Playoffs							
1987	1/0	8	3	5	0/0	0/0	0/0
1988	3/3	10	9	1	1/0	0/0	0/0
1989	3/3	12	12	0	3/28	0/0	1/0
1990	2/2	14	13	1	0/0	0/0	0/0
Total	9/8	44	37	7	4/28	0/0	1/0

OTHER STATS: PASSES DEFENSED - 1988 (3), 1989 (1), 1990 (3), CAREER (7); POSTSEASON PASSES DEFENSED - 1989 (1); FORCED FUMBLES - 1989 (2), 1990 (1), CAREER (3); POSTSEASON FORCED FUMBLES - 1989 (1).

FAGAN'S NFL HONORS: Len Eshmont Award - 1990.

FAGAN'S PERSONAL NFL BESTS

TOTAL TACKLES - 8 (twice: vs. Minnesota - 1-9-88 & vs. Washington - 1-12-91)

SOLO - 7 (vs. Washington - 1-12-91)

ASSISTS - 5 (twice: vs. L.A. Rams - 12-27-87 & vs. Minnesota - 1-9-88)

SACKS - 2 (several times)

SACKS YARDS - 22 (vs. Minnesota - 1-6-90)

PASSES DEFENSED - 2 (vs. Tampa Bay - 11-18-91)

FORCED FUMBLES - 1 (several times)

FUMBLE RECOVERIES - 1 (several times)

LONG FUMBLE RETURN - 6 (vs. Chicago - 12-14-87)

Roy Foster • 65

GUARD **SOUTHERN CALIFORNIA** **10TH YEAR**
HT: 6-4 **WT: 290** **BORN: 5-24-60** **(FA IN '91)**

PRO: Versatile, strong and durable veteran lineman who can play both guard and tackle...Pro Bowl performer...Signed by Niners as Plan B free agent from Miami in '91.

1990: Reported to camp Sept. 4, following a contractual holdout with Dolphins...Played in all 16 games...Started at left guard vs. N.Y. Jets (10-7), vs. New England (10-18), and at Indianapolis (10-28).

'90 POSTSEASON: Appeared in both playoff contests...Two-yard TD reception from Dan Marino at Buffalo (1-12) was first of career.

CAREER: Selected in first round (24th overall) of '82 draft by Miami...First USC alumnus ever to play for Dolphins...Appeared in nine regular season games and all four postseason contests in '82 (including Super Bowl XVII)...Played primarily on special teams...Participated in all 16 games during the '83 season...Shuttled between guard and tackle positions before settling at guard...Made first professional start at L.A. Raiders (9-19-83)...Also lined up at tight end in short-yardage situations...Became full-time starter in '84, appearing in all 16 regular season games and all three playoffs contests, including Super Bowl XIX vs. 49ers...Went on to start 91 of next 92 regular season games (1984-1989)...Replaced as a starter in '90 after holding out prior to season.

COLLEGE: Three-year USC starter at guard...Consensus All-America and finalist for Outland Trophy as a senior...Played in Hula Bowl and Olympia Gold Bowl...Blocked for Heisman Trophy Winners Charles White and Marcus Allen...Originally recruited to USC as a fullback before moving to guard...Majored in public administration.

PERSONAL: Born Roy Allen Foster in Los Angeles, CA...Competed in football and track for Shawnee Mission West High for two years after moving to Kansas from L.A...Works with "Say No to Drugs" program and gives numerous talks to school children on the dangers of drug usage...He and his wife, Karen, have two children, Roy, Jr. (6-22-86) and Jennifer Ashley (12-29-88)...The family lives in Davie, FL.

FOSTER'S PRO STATS: REGULAR SEASON GAMES/STARTS - 1982 (9/0), 1983 (16/1), 1984 (16/16), 1985 (16/16), 1986 (16/16), 1987 (12/12), 1988 (15/15), 1989 (16/16), 1990 (16/3), **CAREER** (132/95); **POSTSEASON GAMES/STARTS** - 1982 (4/0), 1983 (1/0), 1984 (3/3), 1985 (2/2), 1990 (2/0), **CAREER** (12/5); **PASS RECEPTIONS** - 1990 (1 for two yards); **TACKLES** - 1983 (1), 1990 (1), **CAREER** - (2); **TD's** - 1990 (1 - pass reception).

FOSTER'S NFL HONORS: All-AFC - 1985-86; Pro Bowl - 1986-87.



FOSTER'S PERSONAL NFL BESTS

RECEPTIONS - 1 (at Buffalo - 1-12-91)
 RECEIVING YARDS - 2 (at Buffalo - 1-12-91)
 FUMBLE RECOVERIES - 1 (several times)
 TDS - 1 (at Buffalo - 1-12-91)



Don Griffin • 29

CORNERBACK MIDDLE TENNESSEE STATE 6TH YEAR
 HT: 6-0 WT: 176 BORN: 3-17-64 (D-6 IN '86)

PRO: Excellent cover ability...Quietly handles many of NFL's best receivers...Hard hitter...Rarely gives up a big play...Dependable.

1990: TEAM LEADER with 19 passes defended., Recorded two tackles and a pass defended at New Orleans (9-10)...Second to Dave Waymer (eight) in tackles with seven vs. Washington (9-16)...Had three passes defended, returned three punts for 11 yards, and had one kickoff return for 15 yards vs. Atlanta (9-23)...Credited with four tackles and a pass defended at Houston (10-7)...Recorded three tackles and had two passes defended at Atlanta (10-14)...Credited with three tackles and returned two punts for 22 yards vs. Pittsburgh (10-21)...Returned two punts for 10 yards and had three tackles, two passes defended, and first interception of season vs. Cleveland (10-28)...Credited with two tackles and three passes defended at Green Bay (11-4)...Had three tackles and a pass defended at Dallas (11-11)...Picked up an interception and two tackles vs. Tampa Bay (11-18)...Forced, and recovered, a fumble vs. L.A. Rams (11-25)...Also recorded three tackles, a pass defended, and three punt returns for 20 yards in that Rams' game...Credited with one pass defended at Cincinnati (12-9)...Had two tackles, a pair of passes defended, and returned an interception 23 yards at L.A. Rams (12-17)...Registered two passes defended vs. New Orleans (12-23)...Recorded a team-high five tackles at Minnesota (12-30).

'90 POSTSEASON: Had seven tackles and two passes defended vs. Washington in NFC Divisional Playoff Game (1-12)...Played, but had no tackles, vs. N.Y. Giants in NFC Championship Game (1-20).

1989: TEAM LEADER with 17 passes defended...Did not report to camp until Aug. 25, due to contractual holdout...Started at right cornerback vs. Indianapolis (9-10), then moved to left side, replacing Tim McKyer, in second half - then moved back to right side, replacing injured Eric Wright (groin)...Recorded four tackles and a pass defended in that Colts' game...Had two passes defended at Philadelphia (9-24)...Had four tackles and a pass defended at Dallas (10-15)...Two passes defended and first interception of year came vs. New England (10-22)...Had five tackles (all solo) at N.Y. Jets (10-29)...Recorded two passes defended and three jarring hits vs. Atlanta (11-19)...Had season-high six tackles vs. Green Bay (11-19)...Had a pass defended and a fumble recovery vs. N.Y. Giants (11-27)...Made four tackles and season-high four passes defended at L.A. Rams (12-11)...His hits forced fumble and caused an interception vs. Buffalo (12-17)...Matched season high with six tackles, an interception, a pass defended, and a punt return for nine yards vs. Chicago (12-24)...Recorded four tackles, an interception, and a pass defended in NFC Divisional Playoff Game vs. Minnesota

(1-6-90)...Had two tackles and as many passes defended vs. L.A. Rams (1-14-90) in NFC Championship Game...Made two tackles, including a six-yard sack that resulted in a forced fumble, against Denver in Super Bowl XXIV (1-28-90).

1988: Did not report to training camp until Aug. 15 due to contractual holdout...Played in final two preseason contests...Second on team with nine passes defended...Had five tackles and two passes defended vs. Denver (10-9), but left game late in fourth quarter due to right hamstring injury...Played in 'nickel' defense Weeks 7-10 prior to dislocating left shoulder at Phoenix (11-6)...On inactive list Weeks 11-16 due to shoulder...On active roster for first time in six weeks, starting at right cornerback, in NFC Divisional Playoff Game vs. Minnesota (1-1-89)...Made three tackles and had two passes defended in that contest...Had two tackles in NFC Championship Game at Chicago (1-8-89)...Added four tackles and a pass defended while starting in Super Bowl XXIII (1-22-89).

1987: Did not start first two games of year, but played 'nickel' back and on special teams...Played almost entire game at Cincinnati (9-20), subbing at right cornerback for injured Eric Wright (groin)...Made first interception of year vs. Houston (11-8)...Made fourth quarter TD-saving interception at Tampa Bay (11-22)...Came on strong in last month of year with: touchdown-saving interception and fumble recovery vs. Chicago (12-14), interception and two passes defended vs. Atlanta (12-20), and another pick-off vs. L.A. Rams (12-27)...Tied (Ronnie Lott) for **TEAM LEADERSHIP** with five interceptions...*Football News** all-pro and UPI second team All-NFC.

1986: Named NFC Defensive Rookie-of-the-Year by the NFLPA...Also selected to Pro Football Writers all-rookie team...**TEAM LEADER** with 62 solo tackles (72 total)...Had interception in initial NFL start at Tampa Bay (9-7)...Replaced in starting lineup vs. Minnesota (10-12) by Eric Wright, but returned as a starter the following week at Atlanta (10-19) for the injured Wright (groin)...Broke punt return 76 yards for a score (fourth longest in NFL in '86/tied for then-seventh longest in team history) against Falcons...**TEAM LEADER** with 38 punt returns and a 9.9-yard return average.

CAREER: Selected in sixth round (162nd overall) of '86 draft...Had played cornerback in only one game (high school all-star contest) prior to joining Niners.

COLLEGE: Four-year letterman at free safety...All-Ohio Valley Conference (1983-85)...OVC Defensive Player-of-the-Year and NCAA Division I-AA All-America in '85...Recorded personal bests: 72 total tackles, six interceptions, and four passes defended as a senior...Led secondary in total stops each of last three seasons...Returned punts and played on kickoff coverage team...Returned punt 68 yards for a score in '85.

PERSONAL: Born Donald Frederick Griffin in Pelham, GA, and attended Pelham Mitchell-Baker High...Older brother, James, played defensive back for the Cincinnati Bengals (1983-85) and Detroit Lions (1986-89)...He and his wife, Teresa, have a son, Eric Dwaine (1-1-85), and live in San Jose, CA.

GRIFFIN'S PRO STATISTICS

Year	G/S	Tot.	Tackles		Interceptions		Pass Def.	Fumbles Rec./Yds.
			Solo	Ast.	No./Yds.			
1986	16/15	72	62	10	3/0	18	0/0	
1987	12/10	22	21	1	5/1	15	1/7	
1988	10/6	22	22	0	0/0	9	0/0	
1989	16/16	47	45	2	2/6	17	1/0	
1990	16/16	35	32	3	3/32	19	1/0	
Career	70/63	198	182	16	13/39	78	3/7	

Playoffs

1986	1/1	1	0	1	0/0	1	0/0
1987	1/1	4	4	0	0/0	0	0/0
1988	3/3	9	9	0	0/0	4	0/0
1989	3/3	8	8	0	1/0	4	0/0
1990	2/2	7	7	0	0/0	2	0/0
Total	10/10	29	28	1	1/0	7	0/0

Punt Returns

Kickoff Returns

Year	No.	Yds.	Avg.	Long	TD	No.	Yds.	Avg.	Long	TD
1986	38	377	9.9	76t	1	5	97	19.4	28	0
1987	9	79	8.8	29	0	0	0	0.0	0	0
1988	4	28	7.0	10	0	0	0	0.0	0	0
1989	1	9	9.0	9	0	0	0	0.0	0	0
1990	16	105	6.6	20	0	1	15	15.0	15	0
Career	68	598	8.8	76t	1	6	112	18.7	28	0

Playoffs

1986	2	11	5.5	7	0	0	0	0.0	0	0
1987	0	0	0.0	0	0	0	0	0.0	0	0
1988	0	0	0.0	0	0	0	0	0.0	0	0
1989	0	0	0.0	0	0	0	0	0.0	0	0
1990	0	0	0.0	0	0	0	0	0.0	0	0
Totals	2	11	5.5	7	0	0	0	0.0	0	0

OTHER STATS: SACKS - 1986 (1 for 7 yards), 1988 (1 for 6 yards), **CAREER** (2 for 13 yards);
POSTSEASON SACKS - 1989 (1 for 6 yards); **FORCED FUMBLES** - 1989 (1), 1990 (1), **CAREER** (2);
POSTSEASON FORCED FUMBLES - 1989 (1).

GRIFFIN'S NFL HONORS: All-Rookie - 1986, All-NFC - 1989.

GRIFFIN'S PERSONAL NFL BESTS

TOTAL TACKLES - 7 (several times)

SOLO - 7 (several times)

ASSISTS - 2 (at Tampa Bay - 9-7-86)

SACKS - 1 (several times)

YARDS - 7 (at L.A. Rams - 9-14-86)

INTERCEPTIONS - 1 (several times)

INTERCEPTION RETURN YARDS - 23 (at L.A. Rams - 12-17-90)

PASSES DEFENSED - 4 (twice: at Washington - 11-17-86 & at L.A. Rams - 12-11-89)

FORCED FUMBLES - 1 (several times)

FUMBLE RECOVERIES - 1 (several times)

LONG FUMBLE RETURN - 7 (vs. Chicago - 12-14-87)

KICKOFF RETURNS - 4 (vs. Minnesota - 10-12-86)

KICKOFF RETURN YARDS - 82 (vs. Minnesota - 10-12-86)

LONG KICKOFF RETURN - 28 (vs. Minnesota - 10-12-86)

PUNT RETURNS - 6 (vs. Atlanta - 11-23-86)

PUNT RETURN YARDS - 153 (at L.A. Rams - 9-14-86)

LONG PUNT RETURN - 76t (vs. Atlanta - 11-23-86)

TD ON PUNT RETURNS - 1 (76 yards - vs. Atlanta - 11-23-86)



Charles Haley • 94

LINEBACKER

JAMES MADISON

6TH YEAR

HT: 6-5

WT: 230

BORN: 1-6-64

(D-4A IN '86)

PRO: Emerged as premier defensive player in the conference...Spirited, high effort performer...Ceaseless pursuit of opposition's quarterback...Field leadership displayed by courageous effort.

1990: NFC LEADER (3rd in NFL) in sacks (16) and **TEAM LEADER** in sack yardage (107)...Had four tackles, including a sack for six yards, at New Orleans (9-10)...Made important field goal block in third quarter vs. Washington (9-16)...Also knocked down pass at line of scrimmage against the Redskins...Credited with four tackles, including two sacks for 16 yards, and a pass defended vs. Atlanta (9-23)...Had team-leading/career-high tying 11 tackles at Houston (10-7)...Also recorded two sacks for 12 yards, had a pass defended, and forced a fumble against the Oilers as he was named NFC Defensive Player-of-the-Week...Recorded two tackles, including a sack for 10 yards, at Atlanta (10-14)...Had a team-leading six tackles vs. Pittsburgh (10-21) and added two sacks for minus 17 yards, a pass defended, and forced a fumble against the Steelers...Credited with a pass defended and four tackles, including a sack for eight yards, vs. Cleveland (10-28)...Named NFC Defensive Player-of-the-Month for October...Recorded a sack (minus 2 yards) for sixth consecutive game at Green Bay (11-4)...Finished that Packers' contest tied for team lead in tackles (nine) with Bill Romanowski...Recovered a fumble at Dallas (11-11), but had his streak of at least one sack in six consecutive games snapped...Recorded two sacks for 12 yards and one pass defended vs. Tampa Bay (11-18)...Had four tackles, despite suffering a left knee strain late in the second quarter, vs. L.A. Rams (11-25)...Replaced by Keena Turner but returned to lineup late in the third quarter...Had two passes defended and five tackles, including one sack, vs. N.Y. Giants (12-3)...Credited with two tackles, including a seven-yard sack, at Cincinnati (12-9) and had two tackles, including an 11-yard sack, at L.A. Rams (12-17)...Registered a tackle and two passes defended vs. New Orleans (12-23)...One of his three tackles was a six-yard sack at Minnesota (12-30)...Named in a vote by teammates as co-winner (along with Kevin Fagan) of the Len Eshmont Award as the team's most inspirational and courageous player.

'90 POSTSEASON: Had three tackles and knocked down two passes at the line of scrimmage vs. Washington in the NFC Divisional Playoff Game (1-12)...Had three tackles, including an eight-yard sack, vs. N.Y. Giants in NFC Championship Game (1-20).

1989: TEAM LEADER with three forced fumbles and 88.5 sack yards...Tied for **TEAM LEADERSHIP** (with Pierce Holt) with 11.5 sacks...Did not report to camp until Aug. 22, due to contractual holdout...Recorded three total tackles and a pass defended in season opener at Indianapolis (9-10)...Made five tackles, including a six-yard sack, at Tampa Bay (9-17)...Recorded six tackles, including one and one-half sacks, and a pass defended, at Philadelphia (9-24)...Recorded a sack at New Orleans (10-8)...Made five tackles, including an eight-yard sack that resulted in a fumble recovered by Pierce Holt, at Dallas (10-15)...Led team with career-best 11 total tackles, tied personal best with three sacks, and added a pass defended and a forced fumble at N.Y. Jets (10-29)...Scored first NFL TD on three-yard return of recovered fumble vs. Atlanta (11-12)...Had four tackles, including a nine-yard sack, vs. Green Bay (11-19)...Registered three tackles, including a six-yard sack that resulted in a fumble, and knocked down a pass at the line of scrimmage at Atlanta (12-3)...Recorded three tackles, including a 10-yard sack, vs. Chicago (12-24), and five tackles, including an eight-yard sack, in NFC Divisional Playoff Game vs. Minnesota (1-6-90)...His pressure led to only sack of contest in NFC Championship Game vs. L.A. Rams (1-14-90)...Made one tackle, and knocked down two passes at the line of scrimmage, against Denver in Super Bowl XXIV (1-28-90).

1988: TEAM LEADER with 11.5 sacks...First career start as left outside linebacker came at New Orleans (9-4), when he had five tackles (including a sack) and recovered a fumble late in game that led to winning field goal...Had team-leading eight tackles (all solo) at N.Y. Giants (9-11)...Also recorded a sack and a pass defended, while earning game ball against Giants...Had three stops, including two sacks, vs. Detroit (10-2), and eight tackles, including two sacks, vs. Denver (10-9)...Recorded six tackles, including career-high three sacks, at Chicago (10-24) - with one sack resulting in a safety...NFC Defensive Player-of-the Month for October...Recorded four tackles, including one and one-half sacks, and had a pass defended in NFC Divisional Playoff Game vs. Minnesota (1-1-89)...Recorded five stops, had a pass defended, and recovered a fumble in NFC Championship Game at Chicago (1-8-89)...Had six tackles, including two sacks, vs. Cincinnati in Super Bowl XXIII (1-22-89)...UPI All-NFC, honorable mention AP all-pro, and earned initial selection on NFC Pro Bowl squad.

1987: TEAM LEADER with six sacks...Played on both ends of line and spent time at linebacker...Had three tackles and a sack vs. Cleveland (11-29)...Best game of year came vs. Chicago (12-14) with five tackles, including a sack...Had two tackles, including a sack, in NFC Divisional Playoff Game vs. Minnesota (1-9-88).

CAREER: Selected in fourth round (96th overall) of '86 draft...Surprise of team's draft crop that year...**TEAM LEADER** as rookie with 12 sacks and 109 yards in losses...Highest sack total for a San Francisco rookie since League began keeping official sack statistics (1982)...Led NFC, and was second only to San Diego's Leslie O'Neal (12 1/2) among rookie sackers...Selected to UPI, Pro Football Writers, and *Pro Football Weekly's* all-rookie teams...His 59 total tackles led all Niners' down-linemen.

COLLEGE: Played both outside and inside linebacker, while starting four consecutive seasons...Began career as outside 'backer prior to moving inside for 1983-84 seasons...Shifted back outside with four games remaining in '85...NCAA Division II All-America as a linebacker in 1985...Led team in total stops in each of final three years...Finished career with 506 total tackles, 17 sacks, two forced fumbles, and three interceptions...Never missed a game during four-year career...Had three consecutive seasons of 130-or-more stops.

PERSONAL: Born Charles Lewis Haley in Gladys, VA...Competed in football, basketball, and track for William Campbell High in Campbell County, VA...He and his wife, Karen, have a daughter, Princess Kay (11-18-88), and a son, Charles Jr. (10-12-90)...The Haley's live in San Jose, CA.

HALEY'S PRO STATISTICS

Year	G/S	Tot.	Tackles		Sacks No./Yds.	Interceptions No./Yds.	Fumbles Rec./Yds.
			Solo	Ast.			
1986	16/1	59	49	10	12/109	1/8	1/0
1987	12/2	25	21	4	6/42	0/0	0/0
1988	16/14	69	50	19	11.5/77	0/0	2/0
1989	16/16	57	43	14	10.5/88.5	0/0	1/3
1990	16/16	58	52	6	16/107	0/0	1/0
Career	76/49	268	215	53	56/423.5	1/8	5/3
Playoffs							
1986	1/0	3	2	1	1/9	0/0	0/0
1987	1/0	2	1	1	1/13	0/0	0/0
1988	3/3	16	15	1	3.5/20.5	0/0	1/0

1989	3/3	6	5	1	1/8	0/0	0/0
1990	2/2	6	5	1	1/8	0/0	0/0
Total	10/8	33	28	5	7.5/58.5	0/0	1/0

OTHER STATS: PASSES DEFENSED - 1986 (3), 1987 (3), 1988 (4), 1989 (6), 1990 (9), **CAREER** (25); **FORCED FUMBLES** - 1986 (4), 1987 (1), 1988 (1), 1989 (3), 1990 (3), **CAREER** (12); **BLOCKED FG** - 1990 (1).

HALEY'S NFL HONORS: Pro Bowl - 1989, 1991; Len Eshmont Award - 1990; All-Pro - 1990; All-NFC - 1990; NFC Defensive Player-of-the-Year - 1990.

HALEY'S PERSONAL NFL BESTS

TOTAL TACKLES - 11 (twice: at N.Y. Jets - 10-29-89 & at Houston - 10-7-90)

SOLO - 8 (several times)

ASSISTS - 3 (several times)

SACKS - 3 (twice: vs. Atlanta - 11-23-86 & at N.Y. Jets - 10-29-89)

YARDS - 30 (vs. Atlanta - 11-23-86)

INTERCEPTIONS - 1 (at Atlanta - 10-19-86)

INTERCEPTION RETURN YARDS - 6 (at Atlanta - 10-19-86)

FORCED FUMBLES - 2 (vs. N.Y. Giants - 12-3-90)

FUMBLE RECOVERIES - 1 (several times)

FUMBLE RECOVERIES FOR TD - 1 (vs. Atlanta - 11-12-89)

SAFETY - 1 (at Chicago - 10-24-88)

BLOCKED FIELD GOAL - 1 (vs. Washington - 9-16-90)

Martin Harrison • 56

LINEBACKER

WASHINGTON

1ST YEAR

HT: 6-5

WT: 240 **BORN:** 9-20-67

(D-10 IN '90)

PRO: Up and coming prospect...Versatile...Displayed promise as sack specialist during initial action...Startling speed and range for size.

1990: Recorded three special teams tackles and one tackle from scrimmage in first NFL game at New Orleans (9-10)...Placed on I.R. (Sept. 18), due to nerve injury in left shoulder.

CAREER: Selected in 10th round (276th overall)...Second player taken from University of Washington by San Francisco in '90 draft (behind Dennis Brown — No. 2A/47th overall).

COLLEGE: Three-year starter at strong outside linebacker following move from defensive line...**TEAM LEADER** as a senior in '89 with seven quarterback sacks...Tied school single season record with 21 tackles for lost yardage...**TEAM LEADER** in '88, with 10 tackles for loss...Played on scout team, while red-shirting during '85 season...Received degree in sociology with emphasis on deviant child development in June of '90.

PERSONAL: Born Martin Allen Harrison in Livermore, CA, but family moved to Bellevue (WA)...Played football and participated in track at Bellevue Newport High...Placed third in state Junior Olympics decathlon and sixth in national event...Threw discus (160-10) and put shot (52-2)...Single, lives in San Jose, CA.

HARRISON'S PRO STATISTICS

Year	G/S	Tackles			Sacks No./Yds.	Interceptions No./Yds.	Fumbles Rec./Yds.
		Tot.	Solo	Ast.			
1990	2/0	4	4	0	0/0	0/0	0/0
Playoffs 1990	0/0						

— Did Not Play —

HARRISON'S PERSONAL NFL BESTS

TOTAL TACKLES - 4 (at New Orleans - 9-10-90)

SOLO - 4 (at New Orleans - 9-10-90)





Barry Helton • 9

PUNTER

COLORADO

4TH YEAR

HT: 6-3

WT: 205

BORN: 1-2-65

(FA IN '88)

PRO: Veteran performer...Serves as emergency back-up quarterback in addition to his punting duties...Also holds for field goals and extra points.

1990: Punted six times for 40.7 average at New Orleans (9-10) with long punt of 47 yards...Punted six times for 39.2 average vs. Atlanta (9-23), placed two punts out-of-bounds inside the 20-yard line, and recorded a long of 50 yards...Punted five times, including long of 56 yards, at Atlanta (10-14), despite having two punts blocked by Falcons...Had long punt of 50 yards and two punts downed inside the 20 vs. L.A. Rams (11-25)...Had career-high nine punts for a 39.7 average, including a long of 48 yards, with one downed inside the 20-yard line, vs. N.Y. Giants (12-3)...Punted four times for a 46.0 average at Cincinnati (12-9)...Had three punts downed inside the 20 and had a season-long 54-yard punt.

'90 POSTSEASON: Punted five times for a 41.8-yard average vs. Washington in NFC Divisional Playoff Game (1-12)...Placed two punts inside the 20-yard line...Averaged 40 yards on five punts vs. N.Y. Giants in NFC Championship Game (1-20).

1989: Averaged 42.3 yards on three punts in opener at Indianapolis (9-10), but had final punt blocked and recovered for a TD...Averaged 44.3 yards on six punts at Tampa Bay (9-17)...Averaged 46.0 yards on three punts, including season-long 56 yarder, vs. L.A. Rams (10-1)...Punted six times for 40.7 average at New Orleans (10-8) with two punts downed inside 20-yard line...Had two attempts downed inside 20-yard line and a long of 49 yards at N.Y. Jets (10-29)...Punted twice for 45.5 average (with long of 52 yards) and one punt downed inside 20-yard line vs. Green Bay (11-19)...Three punts for 39.7 average, including a long of 49 yards, at Atlanta (12-11)...Five punts for 37.0 average vs. Buffalo (12-17)...Long of 49 yards and two punts downed inside 20-yard line vs. Chicago (12-24)...Four punts for 30.8 average, with three downed inside 20-yard line, in NFC Divisional Playoff Game vs. Minnesota (1-6-90)...Punted twice for 31.0 average in NFC Championship Game vs. L.A. Rams (1-14-90)...Averaged 39.5 on four punts against Denver in Super Bowl XXIV (1-28-90), including long of 47 yards, and had two punts downed inside Broncos' 20-yard line.

1988: Waived by 49ers Aug. 29...Re-signed Sept. 5, following first game of regular season...Punted four times, averaging 39.0 yards, in initial NFL action at N.Y. Giants (9-11)...Added long of 48 yards with two punts downed inside the 20-yard line in that contest...Had 43.3 average (four punts) and season-long 53-yarder vs. Denver (10-9)...Season-high eight punts for 37.3 average at Chicago (10-24) and had three punts downed inside the 20-yard line...Equaled season-long with a 53 yarder vs. Minnesota (10-30)...Had best game average (46.6), with long of 51 yards, at Phoenix (11-6)...Began holding for extra points and field goals, replacing injured Joe Montana (back), Week 9...Equaled season-high eight punt day vs. L.A. Raiders (11-13)...Had three punts downed inside 20-yard line and added a tackle on punt coverage vs. Washington (11-21)...First punt vs. New Orleans (12-11) was blocked...Punted 15 times for 35.7 average during playoffs.

CAREER: Selected with 103rd pick of '88 draft...Second punter drafted by 49ers in Bill Walsh era (Jim Miller, 3A in '80, was the first).

COLLEGE: Holds Colorado's career record with a 44.9 average...Only fourth two-time first team All-American in school's history (1985-86)...Consensus All-America in 1986...All-Big Eight in '87 with 44.0 average and 40.3 net...Had 13 punts inside 20-yard line...Recorded six boots of 50-or-more yards...Averaged more than 46 yards per punt in three games...Academic All-Big Eight as a junior in '86...Ranked fourth in nation with 45.6 average...Had 17 punts downed inside the 20 with an impressive 20 kicks of more than 50-yards...Averaged 55.6 yards on five punts vs. Iowa State...Added a 17-yard pass and a TD-saving tackle to his '86 credits...Second in nation as a sophomore in '85 with 46.0 average (43.6 net) and was Academic All-Big Eight...Had career-long 68-yarder vs. Oregon...While under heavy pressure, punted 51-yarder left-footed vs. Oklahoma State...Recorded 17 punts of more than 50 yards with 13 boots downed inside the 20-yard line...Played in only two games in '84, following redshirt '83 season...Business Major.

PERSONAL: Born Barry Bret Helton in Simla, CO...Player-of-the-Year all three varsity seasons at Simla High...Colorado Sports Hall of Fame Athlete-of-the-Year as a senior, when he led football team to league title, averaged 24.0 points as starting basketball guard, and batted over .500 in baseball...Class valedictorian with 4.0 average...He and his wife, Lisa, live in Ramah, CO.

HELTON'S PRO STATISTICS

Year	G/S	Punts	Yards	Avg.	TB	I-20	Long
1988	15/0	78	3069	39.3	5	22	53
1989	16/0	55	2226	40.5	6	13	56
1990	16/0	69	2537	36.8	8	15	56
Career	47/0	202	7832	38.8	19	50	56
Playoffs							
1988	3/0	15	536	35.7	2	3	55
1989	3/0	10	343	34.3	0	5	47
1990	2/0	5	209	41.8	0	2	46
Total	8/0	30	1088	36.3	2	10	55

OTHER STATS: TACKLES - 1988 (2), 1990 (1), CAREER (3).

HELTON'S NFL HONORS: All-Rookie - 1988.

HELTON'S PERSONAL NFL BESTS

PUNTS - 9 (vs. N.Y. Giants - 12-3-90)

PUNTING YARDS - 357 (vs. N.Y. Giants - 12-3-90)

PUNTING AVERAGE - 46.6 (at Phoenix - 11-6-88)

LONG PUNT - 56 (twice: vs. L.A. Rams - 10-1-89 & at Atlanta - 10-14-90)

INSIDE THE 20 - 3 (several times)

TOUCHBACKS - 2 (vs. N.Y. Giants - 12-3-90)

TOTAL TACKLES - 1 (several times)

SOLO - 1 (several times)

Keith Henderson • 30

FULLBACK

GEORGIA

2ND YEAR

HT: 6-1

WT: 220

BORN: 8-4-66

(D-3 IN '89)

PRO: Big, workhorse type back...Can play fullback or running back...Career development has been muted by injuries.

1990: Placed on injured reserve Sept. 4, after surgery on right knee in training camp...Activated from I.R. Dec.



22...Caught one pass for eight yards and rushed one time for minus one yard vs. New Orleans (12-23)...Also had one special teams tackle...Had five carries for 15 yards and three receptions for 27 yards at Minnesota (12-30)...Also recorded three special teams tackles.

'90 POSTSEASON: Played on special teams vs. Washington in NFC Divisional Playoff Game (1-12)...Had one special teams tackle vs. N.Y. Giants in NFC Championship Game (1-20).

1989: Placed on "physically unable to perform" (P.U.P.) list July 21, following knee surgery...Added to "non-football illness" (N.F.I.) list Aug. 29...Reinstated from N.F.I. Sept. 26...Activated from P.U.P. list Oct. 27...Played on special teams at N.Y. Jets (10-29) and vs. New Orleans (11-6)...Made 78-yard (non-scoring) catch and scored first NFL TD on 11-yard run vs. Atlanta (11-12)...Injured right knee on that TD play...On inactive list Weeks 11-13...Recovered fumble on kickoff return, setting up winning-touchdown drive at L.A. Rams (12-11)...Made 40-yard reception vs. Buffalo (12-17)...Rushed twice for nine yards, caught a 12-yard pass, and made two special teams tackles vs. Chicago (12-24)...Caught two passes for 24 yards in NFC Divisional Playoff Game vs. Minnesota (1-6)...Had one rush (one yard) and one special teams stop in NFC Championship Game vs. L.A. Rams (1-14)...Placed on I.R. Jan. 23, (neck) during week of Super Bowl XXIV.

CAREER: Selected in the third round (84th overall) of the '89 draft...Third consecutive player from SEC taken in '89 by 49ers, behind Keith DeLong (Tennessee - 1st/28th overall) and Wesley Walls (Mississippi - 2nd/56th overall).

COLLEGE: Third leading rusher for the Bulldogs in '88...Had 20 receptions for the season...Used primarily as a blocking back for HB Tim Worley (seventh pick in '89 draft by Pittsburgh)...Averaged 19.9 yards on 10 kickoff returns...Sat out the 1987 season...Split starts at halfback and fullback as a sophomore in '86...Finished second on the team with 523 yards rushing (5.4 average), despite missing two games at mid-season with a knee injury...Added 16 receptions for 231 yards and a score...Had immediate impact on Georgia program, starting at fullback as a freshman...Led Bulldogs with 731 yards rushing (averaging 6.8 yards per carry) and scored three TDs...Rushed for 145 yards, including a 76-yard TD, against Florida...Majored in Industrial Arts.

PERSONAL: Born Keith Pernel Henderson in Cartersville, GA...One of the nation's top prospects in 1984...*Parade Magazine* and *USA Today* All-America, as well as the *Atlanta Journal-Constitution's* Player-of-the-Year...Three-time all-state pick, rushing for 5,872 yards and 58 TDs at Cartersville (GA) High...Established state rushing record as a senior, gaining 423 yards in one game....Single, lives in Santa Clara, CA.

HENDERSON'S PRO STATISTICS

Year	G/S	Rushing					Receiving				
		Att.	Yds.	Avg.	Long	TD	No.	Yds.	Avg.	Long	TD
1989	7/0	7	30	4.3	11t	1	3	130	43.3	78	0
1990	2/0	6	14	2.3	9	0	4	35	8.8	9	0
Career	9/0	13	44	3.4	11t	1	7	165	23.6	78	0
Playoff											
1989	2/0	1	1	1.0	1	0	2	24	12.0	15	0
1990	2/0	0	0	0.0	0	0	0	0	0.0	0	0
Total	4/0	1	1	1.0	1	0	2	24	12.0	15	0

OTHER STATS: TACKLES - 1989 (4), 1990 (4), CAREER (8); POSTSEASON TACKLES - 1989 (2), FUMBLE RECOVERIES - 1989 (1 for 0), KICKOFF RETURNS - 1989 (2 for 21)

HENDERSON'S PERSONAL NFL BESTS

RUSHES - 5 (at Minnesota - 12-30-90)
RUSHING YARDS - 15 (at Minnesota - 12-30-90)
LONG RUSH - 11f (vs. Atlanta - 11-12-89)
TD RUSHES - 1 (vs. Atlanta - 11-12-89)
RECEPTIONS - 3 (at Minnesota - 12-30-90)
RECEIVING YARDS - 78 (vs. Atlanta - 11-12-89)
LONG RECEPTION - 78 (vs. Atlanta - 11-12-89)
KICKOFF RETURNS - 1 (twice: at L.A. Rams - 12-11-89 & vs. Buffalo - 12-17-89)
KICKOFF RETURN YARDS - 13 (vs. Buffalo - 12-17-89)
LONG KICKOFF RETURN - 13 (vs. Buffalo - 12-17-89)
TOTAL TACKLES - 3 (at Minnesota - 12-30-90)
SOLO - 2 (twice: vs. Chicago - 12-24-89 & at Minnesota - 12-30-90)
ASSISTS - 1 (at Minnesota - 12-30-90)
FUMBLE RECOVERIES - 1 (at L.A. Rams - 12-11-89)

Pierce Holt • 78



DEFENSIVE TACKLE **ANGELO STATE** **4TH YEAR**
HT: 6-4 **WT: 280** **BORN: 1-1-62** **(D-2B IN '88)**

PRO: Aggressive, strong player... Utilizes technique and leverage to out maneuver opponents...Cornerstone of defensive line...Extreme desire...Should receive just recognition with continued high caliber performance.

1990: Recorded three tackles and a pass defended while starting at left end vs. Washington (9-16)...Assisted on three tackles vs. Atlanta (9-23)...Credited with four tackles, including a sack for nine yards, and a pass defended at Houston (10-7)...Had five tackles, including one and one-half sacks for seven yards, at Atlanta (10-14)...Credited with one tackle vs. Pittsburgh (10-21)...Had two tackles and a pass defended vs. Cleveland (10-28)...Credited with two tackles at Green Bay (11-4)...Had three tackles, including a sack for eight yards, at Dallas (11-11)...Recorded four tackles, and one sack for six yards, vs. Tampa Bay (11-18)...Had three tackles, including a sack for seven yards, vs. L.A. Rams (11-25)...Credited with one tackle vs. N.Y. Giants (12-3)...Had a team-high seven solo stops at Cincinnati (12-9)...Credited with five tackles at L.A. Rams (12-17), and two tackles vs. New Orleans (12-23) and at Minnesota (12-30).

'90 POSTSEASON: Made two tackles vs. Washington in NFC Divisional Playoff Game (1-12)...Had one pass defended and four tackles, including a sack for nine yards, vs. N.Y. Giants in NFC Championship Game (1-20).

1989: Tied for **TEAM LEADERSHIP** (with Charles Haley) with 11 1/2 sacks...Recorded three tackles in first career start in opener at Indianapolis (9-10)...Shared sack (with Haley) at Philadelphia (9-24)...Made three tackles vs. L.A. Rams (10-1)...Had four tackles, including a seven-yard sack, and recovered fourth-quarter fumble that set-up team's final TD at Dallas (10-15)...Credited with four tackles (all solo) when inserted into starting lineup against New England (10-22)...Had career-high eight total tackles, including an 11-yard sack, at N.Y. Jets (10-29)...Had career-high two sacks vs. New Orleans (11-6)...Had 11-yard sack vs. Atlanta (11-12)...NFC Defensive Player-of-the-Week for Week 12, after recording career-high four sacks vs. N.Y. Giants (11-27)...Forced fumble on

tackle at Atlanta (12-3)...Recorded team's only sack on critical third-down play on Rams' final drive of game at L.A. (12-11)...Started at left end and played tackle in four-man line during postseason play...Recorded one tackle and knocked down pass at line of scrimmage in NFC Divisional Playoff Game vs. Minnesota (1-6-90)...Had one stop in NFC Championship game vs. L.A. Rams (1-14-90)...Recorded two tackles against Denver in Super Bowl XXIV (1-28-90).

1988: Placed on I.R. (R toe) Sept. 1...Activated off injured reserve Oct. 24...Recorded one tackle in first action of year at Chicago (10-24)...Knocked down pass at line of scrimmage and recovered a fumble vs. Minnesota (10-30)...Recorded two sacks for seven yards at Phoenix (11-6)...Credited with four total tackles, including a 10-yard sack, and knocked down pass at line of scrimmage vs. L.A. Raiders (11-13)...Subbed on defensive line and made three tackles, including a seven-yard sack, vs. Minnesota in NFC Divisional Playoff Game (1-1-89)...Added a tackle in NFC Championship Game at Chicago (1-8-89) and one in Super Bowl XXIII vs. Cincinnati (1-22-89).

CAREER: The 39th pick overall and the second consecutive defensive lineman taken by 49ers in '88 draft (Daniel Stubbs, Miami (FL)—33rd overall)...Pick acquired from Tampa Bay in exchange for Niners' second round (53rd overall) and fourth round (109th overall) choices...Oldest player (26) in '88 draft.

COLLEGE: Lone Star Conference Defensive Player-of-the-Decade...Had 106 total tackles, including 11 sacks, as a senior...Added 18 quarterback pressures and 13 tackles for losses...Had eight games of 10-or-more tackles in '87...Played offensive line in short yardage situations in one contest...NCAA Division II All-America in 1986-87...NCAA Division II Defensive Player-of-the-Year in '87...Played in Blue-Gray and Senior Bowl games...All-Lone Star Conference and Academic All-America in '86...Totaled 53 stops, including seven sacks and seven tackles for lost yardage...Team leader with 11 sacks in '85, while earning NCAA Division II All-America honors...Had 11 total tackles, including one sack in opening game of collegiate career in '84...Played one semester at Wharton County (TX) JC...Began at Angelo State at age 22, after three years of working on a farm, at a car dealership, on a construction crew, and as an inspector for a mortgage company...Selected Division II school to circumvent five-year eligibility period that began during his playing days in junior college...Earned degree in physical education and history, and is nine hours shy of Master's in education.

PERSONAL: Born Pierce Holt in Marlin, TX, and attended Rosenberg (TX) Lamar Consolidated High...Played football (as a 180-pound lineman) in senior season only...Has only 10 percent sight in left eye due to suffering amblyopia, or "lazy eye", at birth...Teamed with Wesley Walls to win Pro Football Super Classic XIV Team Arm Wrestling Championships in Las Vegas in June - both he and Wesley finished unbeaten in their respective divisions...He and his wife, Deana, have three children, Ashley (9-10-81), Forrest (2-14-86), and Lauren Marie (4-27-91).

HOLT'S PRO STATISTICS

Year	G/S	Tot.	Tackles		Sacks No./Yds.	Interceptions No./Yds.	Fumbles Rec./Yds.
			Solo	Ast.			
1988	9/0	15	13	2	5/30	0/0	1/0
1989	16/11	48	43	5	10.5/85.5	0/0	1/0
1990	16/16	51	40	11	5.5/27	0/0	2/0
Career	41/27	114	96	18	16.5/142.5	0/0	4/0

Playoffs

1988	3/0	5	4	1	1/7	0/0	0/0
1989	3/3	4	4	0	0/0	0/0	0/0
1990	2/0	6	6	0	1/9	0/0	0/0
Total	8/3	15	14	1	2/16	0/0	0/0

OTHER STATS: PASSES DEFENSED - 1988 (4), 1989 (2), 1990 (5), **CAREER (11); POSTSEASON PASSES DEFENSED** - 1989 (1), 1990 (3), **CAREER (4); FORCED FUMBLES** - 1989 (1).

HOLT'S NFL HONORS: All-Rookie - 1988.

HOLT'S PERSONAL NFL BESTS

TOTAL TACKLES - 8 (at N.Y. Jets - 11-29-89)

SOLO - 7 (twice; at N.Y. Jets - 11-29-89 & at Cincinnati - 12-9-90)

ASSISTS - 3 (vs. Atlanta - 9-23-90)

SACKS - 4 (vs. N.Y. Giants - 11-27-89)

YARDS - 24 (vs. N.Y. Giants - 11-17-89)

FORCED FUMBLES - 1 (at Atlanta - 12-3-89)

FUMBLE RECOVERIES - 1 (several times)

PASSES DEFENSED - 1 (several times)

Johnnie Jackson • 40



SAFETY

HOUSTON

3RD YEAR

HT: 6-1

WT: 204

BORN: 1-11-67

(D-5 IN '89)

PRO: Willing, capable performer...Steps in and provides consistent, effective play at strong safety or free safety...Valuable member of special teams units...Appears to possess mental and physical attributes for sound NFL career.

1990: Saw special teams action at New Orleans (9-10) and vs. Washington (9-16)...Played in nickel defense and on special teams vs. Atlanta (9-23), and credited with two solo tackles...Saw special teams duties at Houston (10-7)...Tied career-high with five tackles, while playing in nickel defense and filling in for Ronnie Lott (L hamstring) at safety at Atlanta (10-14)...Saw action in nickel defense and on special teams vs. Pittsburgh (10-21)...Had one tackle while playing on special teams vs. Cleveland (10-28)...Replaced Chet Brooks (L knee) in second quarter at Green Bay (11-4) and forced fumble (recovered by Eric Wright) on Packers' final drive...Forced a fumble and shared team-high tackle honors (four) at Dallas (11-11)...Played in nickel defense and recorded one special teams stop vs. Tampa Bay (11-18) and L.A. Rams (11-25)...Had one pass defended and a special teams tackle vs. N.Y. Giants (12-3)...Credited with two tackles in first start of the season at Cincinnati (12-9), replacing Chet Brooks (L knee)...Had a sack for zero yards and a pass defended in second consecutive start at L.A. Rams (12-17)...Credited with three tackles vs. New Orleans (12-23) in third straight start...Had three tackles at Minnesota (12-30).

'90 POSTSEASON: Had two tackles and key interception in end zone vs. Washington in NFC Divisional Playoff Game (1-12)...Recorded a pair of tackles and a pass defended vs. N.Y. Giants in NFC Championship Game (1-20).

1989: Waived Sept. 4, signed again Sept. 5...Made one special teams tackle and recovered an onside kick at Indianapolis (9-10)...Forced fumble with special teams tackle, and recovered Eagles' fumble from scrimmage, at Philadelphia (9-24)...Recorded five tackles in first career NFL start, replacing injured Chet Brooks (left knee), vs. L.A. Rams (10-1)...Returned blocked field goal 62 yards for TD,

and registered four tackles, while subbing from scrimmage and on special teams at Dallas (10-15)...Made four tackles and broke up a pass vs. New England (10-22)...Made three tackles as free safety starter at N.Y. Jets (10-29)...First interception of NFL career came late in fourth quarter at Atlanta (12-3)...Made two tackles, and returned an interception 16 yards, vs. Buffalo (12-17)...Played from scrimmage and on special teams, making two tackles in NFC Divisional Playoff Game vs. Minnesota (1-6-90)...Subbed in NFC Championship Game vs. L.A. Rams (1-14-90)...Had two stops against Denver in Super Bowl XXIV (1-28-90).

CAREER: Selected in fifth round (122nd overall) of '89 draft...Taken with choice acquired when 49ers traded fifth round (140th overall) and eighth round (224th overall) picks to L.A. Raiders for 122nd pick.

COLLEGE: Set school record with 325 career interception return yards...Tied Cougars' mark with 14 career picks...All-Southwest Conference in '87 and '88...Second team All-America as senior...Played in Hula Bowl...Started every game at cornerback in '87...Led team with 16 passes defended...Established school and conference records with interception returns for TDs of 31, 53, and 97 yards against Texas...Eight interceptions and school-record 218 interception return yards was third in conference...Started every game in '86, his first year at cornerback...Had 15 tackles in 11 games at strong safety in '85...Majored in Physical Education.

PERSONAL: Born Johnnie Bobby Jackson in Harlingen, TX...Played quarterback and defensive back at Harlingen High...District's MVP as senior...Lettered in basketball and baseball...Single, lives in Houston, TX, during offseason.

JACKSON'S PRO STATISTICS

Year	G/S	Tackles			Interceptions		Fumbles	
		Tot.	Solo	Ast.	No./Yds.	Pass Def.	Rec./Yds.	
1989	16/2	31	26	5	2/35	3	1/0	
1990	16/4	24	21	3	0/0	2	0/0	
Career	32/6	55	47	8	2/35	5	1/0	
Playoffs								
1989	3/0	4	4	0	0/0	0	0/0	
1990	2/0	3	2	1	1/0	3	0/0	
Total	5/0	7	6	1	1/0	3	0/0	

OTHER STATS: SACKS - 1990 (1/0); FORCED FUMBLES - 1989 (1), 1990 (2); CAREER (3); TDs - 1989 (1 - returned blocked FG 62 yards at Dallas - 10-15-89).

JACKSON'S PERSONAL NFL BESTS

TOTAL TACKLES - 5 (twice: vs. L.A. Rams - 10-1-89 & at Atlanta - 10-14-90)

SOLO - 5 (twice: vs. L.A. Rams - 10-1-89 & at Atlanta - 10-14-90)

ASSISTS - 1 (several times)

INTERCEPTIONS - 1 (several times)

INTERCEPTION RETURN YARDS - 19 (at Atlanta - 12-3-89)

LONG INTERCEPTION RETURN - 19 (at Atlanta - 12-3-89)

PASSES DEFENSED - 2 (vs. Washington - 1-12-91)

SACKS - 1 (at L.A. Rams - 12-17-90)

FORCED FUMBLES - 1 (several times)

FUMBLE RECOVERIES - 1 (at Philadelphia - 9-24-89)

TDS - 1 (at Dallas - 10-15-89)

Brent Jones • 84

TIGHT END

SANTA CLARA

5TH YEAR

HT: 6-4

WT: 230

BORN: 2-12-63

(FA IN '87)

PRO: Definite Pro Bowl caliber performer...Has emerged as vital element of team's arsenal...Will make the tough catch in traffic...Able blocker...Personal development has directly affected team's overall offensive productivity.



1990: Set **TEAM RECORDS** for receptions (56) and yardage (747) by a tight end...Caught three passes for 29 yards, including a four-yard TD reception, at New Orleans (9-10)...Hauled in five passes for 69 yards vs. Washington (9-16)...Had personal-best 125 receiving yards on five catches, including career-long 67-yarder for TD, vs. Atlanta (9-23)...Caught four passes for 65 yards, including long of 32, at Houston (10-7)...Came up with two critical catches in key field goal-scoring drive in that Oilers' game...Had five receptions for 56 yards, including two third-down passes to help 49ers' keep possession of the ball on team's final drive while running out the clock, at Atlanta (10-14)...Started but had no receptions vs. Pittsburgh (10-21)...Caught three passes for 32 yards vs. Cleveland (10-28)...Had five catches for 57 yards, including a long of 31, at Green Bay (11-4)...Had three receptions for 43 yards at Dallas (11-11)...Recorded first career multiple-TD game vs. Tampa Bay (11-18) with TD receptions of 11 and four yards among his six catches for 74 yards...Caught three passes for 30 yards vs. L.A. Rams (11-25)...Had three receptions for 31 yards vs. N.Y. Giants (12-3) and two catches for 27 yards at Cincinnati (12-9)...Suffered a concussion on a 15-yard reception on 49ers' first possession at L.A. Rams (12-17) and did not return...Had four catches for 51 yards vs. New Orleans (12-23)...Caught four passes for 43 yards at Minnesota (12-30).

'90 POSTSEASON: Had four receptions for 103 yards vs. Washington in NFC Divisional Playoff Game (1-12)...Caught three passes for 46 yards vs. N.Y. Giants in NFC Championship Game (1-20).

1989: Flourished in first season as a starter...First starting assignment of pro career came at Indianapolis (9-10)...Made three catches at Tampa Bay (9-17)...Caught three passes for 65 yards, including 24-yard TD that provided points for victory, at Philadelphia (9-24)...Caught team-high (and then-personal best) five passes for 51 yards vs. L.A. Rams (10-1)...Scored on then-career-long 36-yard TD catch at Dallas (10-15)...Had 10-yard first-quarter TD reception at N.Y. Jets (10-29)...Recorded two catches for 47 yards vs. Atlanta (11-12)...Had 17-yard TD reception among five catches (tying then-personal best) vs. N.Y. Giants (11-27)...Played most of second half with severe shoulder sprain at Atlanta (12-3)...Had personal best seven receptions for 85 yards at L.A. Rams (12-11)...Caught three passes for 24 yards, including eight-yard TD in NFC Divisional Playoff Game vs. Minnesota (1-6-90)...Had four receptions, including 20-yard TD, in NFC Championship Game vs. L.A. Rams (1-14-90)...Had seven-yard TD on only catch of game against Denver in Super Bowl XXIV (1-28-90).

1988: Placed on I.R. (right knee) Aug. 29...Cleared procedural recall waivers and activated from injured reserve Oct. 7...Played on special teams and recorded one tackle in first action of year vs. Denver (10-9)...Scored first NFL TD on three-yard reception at Phoenix (11-6)...Made 18-yard, first-quarter TD on only catch of

game vs. Washington (11-21)...Made two receptions for 17 yards vs. Minnesota in NFC Divisional Playoff Game (1-1-89)...Injured ankle while covering kickoff at Chicago in NFC Championship Game (1-8-89)...Subbed vs. Cincinnati in Super Bowl XXIII (1-22-89).

1987: Signed as free agent during offseason...Pinched nerve in neck in opening preseason contest in Hall of Fame Game against Kansas City (8-8) at Canton, OH...Placed on I.R. (neck) Sept. 1...Activated Dec. 4...Saw first action of NFL career at Green Bay (12-6), making one catch for 13 yards and a special teams tackle...Had career-long 22-yard catch vs. Atlanta (12-20)...Made seven-yard reception vs. Minnesota in NFC Divisional Playoff Game (1-9-88)...Suffered left knee injury in that game, requiring surgery.

CAREER: Drafted in fifth round (135th overall) of '86 draft by Pittsburgh...Placed on I.R. (neck) during preseason...Waived at mid-season.

COLLEGE: Four-year starter...His 137 receptions were third highest total in school history...All-Western Football Conference three times during career...WFC Offensive Player-of-the-Year and NCAA Division II All-America as a senior in '85...Played in East-West Shrine Game.

PERSONAL: Born Brent Michael Jones in San Jose, CA...Played football and baseball at San Jose (CA) Leland High...Serves as spokesman for local Toyota car dealership...He and his wife, Dana, have two daughters, Rachel Kimberley (8-24-88) and Courtney Brooke (5-21-90).

JONES' PRO STATISTICS

Receiving

Year	G/S	No.	Yds.	Avg.	Long	TD
1987	4/0	2	35	17.5	22	0
1988	11/0	8	57	7.1	18t	2
1989	16/16	40	500	12.5	36t	4
1990	16/16	56	747	13.3	67t	5
Career	47/32	106	1339	12.6	67t	11
Playoffs						
1987	1/0	1	7	7.0	7	0
1988	3/0	2	17	8.5	11	0
1989	3/3	8	77	9.6	20t	3
1990	2/2	4	103	25.8	47	0
Total	9/5	15	204	13.6	47	3

OTHER STATS: TOTAL TACKLES - 1987 (11), 1988 (5), 1989 (4), 1990 (2), **CAREER (22)**; **FORCED FUMBLES** - 1988 (1).

JONES' PERSONAL NFL BESTS

RECEPTIONS - 7 (at L.A. Rams - 12-11-89)
RECEIVING YARDS - 125 (vs. Atlanta - 9-23-90)
LONG RECEPTION - 67t (vs. Atlanta - 9-23-90)
TD RECEPTIONS - 2 (vs. Tampa Bay - 11-18-90)
FORCED FUMBLES - 1 (vs. New Orleans - 12-11-88)

Darin Jordan • 90



LINEBACKER **NORTHEASTERN** **2ND YEAR**
HT: 6-2 **WT: 245** **BORN: 12-4-64** **(FA IN '91)**

PRO: Tough, strong, quick linebacker...Excels on special teams...Signed by Niners as Plan B free agent from L.A. Raiders in '91.

1990: Signed as a free agent by the L.A. Raiders...Released on final cut prior to start of regular season...Sat out entire season...Re-signed by the Raiders for playoffs...Recorded one special teams tackle vs. Cincinnati in AFC Divisional Playoff Game (1-13-91)...Played special teams in AFC Championship Game at Buffalo (1-20-91).

CAREER: Selected in fifth round (121st overall) of '88 draft by Pittsburgh Steelers...Played in 15 games and started two in rookie season...Led team in forced fumbles and fumble recoveries with three each...Returned an interception 28 yards for a TD vs. Miami (12-18-88)...Finished rookie campaign with 29 tackles...Released on final cutdown in '89 by the Steelers and did not play that season.

COLLEGE: Three-year defensive tackle for the Huskies...Had 207 tackles and 20 1/2 sacks during his career...All-New England as a junior after recording 65 tackles and six sacks...MVP and quad-captain as a senior...Finished that campaign with 11 1/2 sacks...Also played basketball at Northeastern...Majored in speech communications.

PERSONAL: Born Darin Godfrey Jordan in Stoughton, MA...Attended Stoughton High...Lettered in basketball, football, and track and field...Earned all-league and all-scholastic honors there...Has a 32.5-inch vertical leap...Single, lives in Stoughton, MA, during the offseason.

JORDAN'S PRO STATISTICS

Year	G/S	Tot.	Tackles		Sacks No./Yds.	Fumbles Rec./Yds./TD
			Solo	Ast.		
(Pittsburgh)						
1988	15/3	29	27	2	0/0	3/0/0
1989	0/0		— Did Not Play —			
(L.A. Raiders)						
1990	0/0		— Did Not Play —			
Career	15/3	29	27	2	0/0	3/0/0
Playoffs						
1990	2/0	1	1	0	0/0	0/0/0

OTHER STATS: **PASSES DEFENSED** - 1988 (3), **FORCED FUMBLES** - 1988 (3), **FUMBLE RECOVERIES** (3).

JORDAN'S PERSONAL NFL BESTS

TOTAL TACKLES - 9 (at San Diego - 12-11-88 & vs. Miami - 12-18-88)

SOLO - 9 (at San Diego - 12-11-88 & vs. Miami - 12-18-88)

INTERCEPTIONS - 1 (vs. Miami - 12-18-88)

INTERCEPTION RETURN YARDS - 28 (vs. Miami - 12-18-88)

LONG INTERCEPTION RETURN - 28 (vs. Miami - 12-18-88)

PASSES DEFENSED - 1 (several times)

FORCED FUMBLES - 2 (at Phoenix - 10-9-88)

FUMBLE RECOVERIES - 1 (several times)



Kevin Lewis • 45

CORNERBACK **NORTHWESTERN LOUISIANA** **2ND YEAR**
HT: 5-11 **WT: 173** **BORN: 11-14-66** **(FA IN '90)**

PRO: Developing youthful talent...Impressive one-on-one coverage skills...Solid special teams performer.

1990: Released during final cutdown (Sept. 3)...Resigned Sept. 27, after NT Pete Kugler (shoulders) was placed on I.R. ...Played from scrimmage and on special

teams at Houston (10-7) and at Atlanta (10-14)...Made one special teams tackle vs. Pittsburgh (10-21)...Played on special teams vs. Cleveland (10-28)...Released Nov. 3, after LB Mike Walter was activated off injured reserve...Signed to practice squad Nov. 5...Activated from practice squad Nov. 23, replacing CB Eric Wright (L knee)...Played on special teams vs. L.A. Rams (11-25) and N.Y. Giants (12-3)...Credited with three tackles, including a special teams stop, while playing in nickel defense and on special teams at Cincinnati (12-9)...Had one tackle while playing from scrimmage and on special teams at L.A. Rams (12-17)...Recorded first interception (20-yard return) of NFL career vs. New Orleans (12-23)...Credited with three tackles and a pass defended at Minnesota (12-30).

'90 POSTSEASON: Had four tackles vs. Washington in NFC Divisional Playoff Game (1-12), but didn't have any tackles vs. N.Y. Giants in NFC Championship Game (1-20).

CAREER: Signed free agent contract with Phoenix Cardinals in 1989...Released by Cards prior to start of regular season...Signed with Niners prior to start of '90 training camp.

COLLEGE: Tallied 144 tackles and eight interceptions during career...Also returned punts for Demons...Second team All-America as a senior in 1988...Twice named to student-athlete honor roll...Team's most inspirational player in '88...Earned degree in business management.

PERSONAL: Born Kevin Lewis in New Orleans, LA...Attended Alcee Fortier High in New Orleans...Played football and basketball...Class valedictorian...Single, lives in Atlanta, GA.

LEWIS' PRO STATISTICS

Year	G/S	Tot.	Tackles		Interceptions		Pass Def.	Fumbles Rec./Yds.
			Solo	Ast.	No./Yds.			
1990	10/0	8	8	-	1/28	3	0/0	
Playoffs								
1990	2/0	4	4	-	0/0	3	0/0	

LEWIS' PERSONAL NFL BESTS

TOTAL TACKLES - 4 (vs. Washington - 1-12-91)

SOLO - 4 (vs. Washington - 1-12-91)

INTERCEPTIONS - 1 (vs. New Orleans - 12-23-90)

INTERCEPTION RETURN YARDS - 28 (vs. New Orleans - 12-23-90)

PASSES DEFENSED - 2 (vs. New Orleans - 12-23-90)

Ronald Lewis • 83



WIDE RECEIVER **FLORIDA STATE** **2ND YEAR**
HT: 5-11 **WT: 173** **BORN: 3-25-68** **(D-3 IN '90)**

PRO: Quick, shifty, pass receiver...Flashed potential in limited play during initial season...Will vie for more playing time...Also can return punts and kickoffs.

1990: Placed on I.R. Sept. 3 (back)...Activated Nov. 7, replacing WR Mike Sherrard (ankle) (10-29)...Dressed, but did not play at Green Bay (11-4)...Played in four-wide receiver alignment at Dallas (11-11)...Had 17 yards on first two catches of NFL career vs. Tampa Bay (11-18)...Played in four-wide receiver alignment vs. L.A. Rams (11-25)...Played from scrimmage and on special teams vs. N.Y. Giants (12-3), at Cincinnati (12-9), and at L.A. Rams (12-17)...Had one catch for 14 yards vs. New Orleans (12-23)...Had two catches for 13 yards at Minnesota (12-30).

'90 POSTSEASON: On inactive list vs. Washington in NFC Divisional Playoff Game (1-12)...Placed on postseason deactivation list Jan. 19.

COLLEGE: Three-year starting flanker for Seminoles...Had at least one reception in each game during both junior and senior seasons...Averaged better than 18 yards per catch during career...Honorable mention All-America as a senior...Exceeded 100 yards receiving in two games that season, including best of 116 yards versus South Carolina...Had 106 yards in Fiesta Bowl win over Nebraska...Second team All-South Independent as a junior in '88...Second on team with 27 receptions...Career best 140 yards in win over Georgia Southern...Recorded career high four TD receptions in first season as a starter in '87...Had dramatic game-winning 18-yard TD catch in '88 Fiesta Bowl vs. Nebraska...Caught eight passes for 145 yards as a freshman in '86...Also started for FSU baseball team that season...Communications major.

CAREER: Selected in third round (68th overall)...Choice originally belonged to Kansas City who traded pick to Dallas for quarterback Steve Pelluer...Cowboys sent choice and No. 2 pick (47th overall) to San Francisco for running back Terrence Flagler, defensive end Daniel Stubbs, and 49ers' Nos. 3 (81st overall) and 11 (304th overall).

PERSONAL: Born Ronald Alexander Lewis in Jacksonville, FL...Played football, basketball, and baseball at Jacksonville Raines High...4-A all-state wide receiver as a senior...Selected as shortstop in 13th round of '85 baseball draft by Toronto Blue Jays...Again selected June, '88 by California Angels...Played on Angels' Class "A" team in Bend, OR, during summer of '89...Oldest of four children...Single.

LEWIS' PRO STATISTICS

Receiving

Year	G/S	No.	Yds.	Avg.	Long	TD
1990	8/0	5	44	8.8	14	0
Playoffs						
1990	0/0 — Did Not Play —					

LEWIS' PERSONAL NFL BESTS

RECEPTIONS - 2 (twice: vs. Tampa Bay & at Minnesota - 12-30-90)

RECEIVING YARDS - 17 (vs. Tampa Bay - 11-18-90)

LONG RECEPTION - 14 (vs. New Orleans - 12-23-90)



Guy McIntyre • 62

GUARD

GEORGIA

8TH YEAR

HT: 6-3

WT: 265

BORN: 2-17-61

(D-3 IN '84)

PRO: Hard-working, talented player...Destroys defenders with menacing blocks...Gives team solid, consistent play in middle of line...Well deserving of Pro Bowl status.

1990: Started all games at left guard...Replaced in the fourth quarter by Ricky Siglar vs. Pittsburgh (10-21), at Dallas (11-11), and vs. Tampa Bay (11-25)...All-NFC by UPI and selected to play in the 1991 Pro Bowl.

'90 POSTSEASON: Started, and played entire game, at left guard in both postseason contests.

1989: Did not report to camp until Aug. 25, due to contractual hold-out...Subbed at right guard Weeks 1-3...Claimed starting left guard position Week 4 vs. L.A. Rams (10-1)...Moved to right guard, while Jesse Sapolu played left guard, at times during Weeks 15-16...Selected to first Pro Bowl...Started, and played entire game, at left guard in all three postseason contests.

1988: Played entire game at right guard at New Orleans (9-4)...Started at right guard at N.Y. Giants (9-11), also played 'blocking' tight end...Did not start vs. Atlanta (9-18) due to right hamstring injury, but caught 17-yard TD pass while lining up at tight end position...First reception of NFL career, second career score...Played blocking tight end, but injured left knee late in game at Phoenix (11-6)...Played only on field goal protection teams vs. Washington (11-21) due to that injury...Did not start Weeks 13-14 due to left knee injury...Started, and played entire game, in all three playoff contests.

1987: Won starting left guard job with play in training camp and during preseason contests...Started both pre-strike contests and first game after strike at New Orleans (10-25)...Broke bone in right foot in that contest...Placed on I.R. Oct. 31, for remainder of year.

1986: Subbed at right and left guard early in year...Started at New England (12-4), vs. L.A. Rams (12-19), and the NFC Divisional Playoff Game at N.Y. Giants (1-4-87)...Played on most special teams units...Had four special teams tackles.

1985: First NFL TD came on fumble recovery in Detroit end zone (10-20) on mishandled snap during a punt attempt...Started regular season finale against Dallas (12-22) and wild card playoff game at N.Y. Giants (12-29), for injured Randy Cross (L knee).

CAREER: Selected in third round (73rd overall) of '84 draft...Aligned as blocking back in "Angus" formation during '84 playoffs...His unexpected return of kickoff vs. Miami in Super Bowl XIX (1-20) resulted in a fumble...Has more career TDs (two) than any other offensive lineman in team history.

COLLEGE: Recruited as a tight end, but moved to tackle as a sophomore...Started last two seasons...All-SEC (AP and UPI) as a senior...Second team AP All-America...Won 1983 Jacob's Blocking Trophy, given to conference's outstanding offensive lineman...On Bulldogs' team that featured Herschel Walker...Played in Japan Bowl.

PERSONAL: Born Guy Maurice McIntyre in Thomasville, GA...Competed in football, basketball, and track at Thomasville High...Active in local Christian

activities...Cousin is Detroit T Lomas Brown...He and his wife, Vickie, live in Thomasville, GA, during the offseason.

McINTYRE'S PRO STATS: REGULAR SEASON GAMES/STARTS - 1984 (16/0), 1985 (15/3), 1986 (16/2), 1987 (3/3), 1988 (16/12), 1989 (16/13), 1990 (16/16), **CAREER** (98/49); **POSTSEASON GAMES/STARTS** - 1984 (3/0), 1985 (1/1), 1986 (1/1), 1988 (3/3), 1989 (3/3), 1990 (2/2), **CAREER** (13/10); **PASS RECEPTIONS** - 1988 (1 for 17 yards); **TACKLES** - 1984 (1), 1986 (5), 1990 (3), **CAREER** (9); **KICKOFF RETURNS** - (1 for 0); **TDs** - 1985 (1 - on blocked punt), 1988 (1 - on pass reception), **CAREER** (2).

McINTYRE'S NFL HONORS: Pro Bowl - 1990-91, All-NFC - 1990, All-Pro - 1989.

McINTYRE'S PERSONAL NFL BESTS

RECEPTIONS - 1 (vs. Atlanta - 9-18-88)
RECEIVING YARDS - 17 (vs. Atlanta - 9-18-88)
FUMBLE RECOVERIES - 1 (at Detroit - 10-20-85)
TDS - 1 (twice: at Detroit - 10-20-85 & vs. Atlanta - 9-18-88)

Joe Montana • 16

QUARTERBACK **NOTRE DAME** **13TH YEAR**
HT: 6-2 **WT: 195** **BORN: 6-11-56** **(D-3 IN '79)**

PRO: Has withstood test of time and adversity while establishing personal stamp on history of professional football...Dynamic command of game situations...Exceptional overall ability...Daring, gusty level of performance affords him the opportunity to make big plays... Praiseworthy focal point of team's success.

1990: NFL Most Valuable Player (for the second consecutive year) and *Sports Illustrated's Sportsman-of-the-Year*...Completed four passes for 60 yards on game's final drive to set up game-winning field goal in season opener at New Orleans (9-10)...Became **TEAM LEADER** in career passing yardage (31,654) with 390-yard effort vs. Washington (9-16)...Named Week 2 NFC Offensive Player-of-the-Week...Had second consecutive game of over 300 yards passing (398) vs. Atlanta (9-23)...Threw then-season-long 67-yard TD pass to Brent Jones...Had third straight 300-plus yards passing performance at Houston (10-7), including season-long 78-yard TD pass (to John Taylor)...Had fourth consecutive game of 300 or more yards passing in record-setting day at Atlanta (10-14) and broke **TEAM RECORDS** for most TD passes in a game (six) and yards passing (476), as his four first-half TD passes tied a personal best...Named NFC Co-Offensive Player-of-the-Week along with Jerry Rice for that performance against the Falcons...Engineered fourth-quarter drive that set up game-winning field goal vs. Cleveland (10-28)...Completed two of four passes for 39 yards and rushed for nine yards on two carries on final drive against the Browns...Had second 400-yard passing game (411) of the season at Green Bay (11-4)...Moved into third place (2,836) on the all-time NFL career completion list, surpassing Johnny Unitas (2,830), vs. Tampa Bay (11-18)...Also eclipsed 34,000 yards passing (34,119)...Moved into sixth place (240) on the all-time NFL TD list, surpassing Len Dawson (239), vs. L.A. Rams (11-25)...Threw winning TD pass to John Taylor late in second quarter vs. N.Y. Giants (12-3)...Moved into fourth place (34,691) on the all-time NFL passing yardage list, surpassing Jim Hart



(34,665), at Cincinnati (12-9)...The come-from behind win against the Bengals was the 26th fourth-quarter comeback of career as he completed four of four passes for 52 yards in overtime to position team for winning field goal...Had streak of at least one TD pass in 17 consecutive games (counting postseason) snapped against Bengals...Improved career record to 9-0 at Anaheim Stadium in 26-10 victory over L.A. Rams (12-17)...Did not dress vs. New Orleans (12-23) due to lower abdomen strain...Play limited to first half as game plan allowed for Steve Young to play second half at Minnesota (12-30).

'90 POSTSEASON: Engineered three consecutive scoring drives in first half vs. Washington in NFC Divisional Playoff Game (1-12)...Threw 61-yard TD pass to John Taylor for 49ers' only TD vs. N.Y. Giants in NFC Championship Game (1-20)...Replaced by Steve Young late in fourth quarter after suffering a broken bone at base of fifth finger of right hand and bruised sternum.

REGULAR SEASON 49ERS' RECORDS SET/TIED BY JOE MONTANA IN '90 GAME

Most Yards Gained Passing — 476 at Atlanta, 10-14-90 (old mark was 458 by Montana at L.A. Rams, 12-11-89).

Most TD Passes — 6 at Atlanta, 10-14-90 (old mark was 5 by John Brodie vs. Minnesota, 11-28-65; Steve Spurrier at Chicago, 11-19-72; and Montana at Atlanta, 10-6-85 & at Philadelphia, 9-24-90).

SEASON

Most Yards Gained Passing — 3,944 (old mark was 3,910 by Montana, 1983).

CAREER

Most Seasons, 3,000 or More Yards Passing (Sets 49ers' record & Ties NFL Record) — 7, 1981, 1983-85, 1987, 1989-90 (old 49ers' mark was 5 by Montana)...7 also ties NFL mark by Dan Marino (1984-90).

Most Attempts — 4,579, 1979-90 (old mark was 4,491 by John Brodie, 1957-73).

Most Completions — 2,914, 1979-90 (old mark was 2,469 by John Brodie, 1957-73).

Most Yards Gained Passing — 34,998, 1979-90 (old mark was 31,548 by John Brodie, 1957-73).

Most TD Passes — 242, 1979-90 (old mark was 214 by John Brodie, 1957-73).

* * *

49ERS' POSTSEASON RECORDS SET/TIED BY JOE MONTANA IN '90

CAREER

Most Passes Attempted (also an NFL Record) — 593 in 19 games (old NFL mark was 456 by Terry Bradshaw, Pittsburgh, 19 games).

Most Passes Completed (also an NFL Record) — 375 in 19 games (old NFL mark was 261 by Terry Bradshaw, Pittsburgh, 19 games).

Most Yards Gained Passing (also an NFL Record) — 4,758 in 19 games (old NFL mark was 3,833 by Terry Bradshaw, Pittsburgh, 19 games).

Most TD Passes (also an NFL Record) — 39 in 19 games (old NFL mark was 30 by Terry Bradshaw, Pittsburgh, 19 games).

1989: NFL'S MOST VALUABLE PLAYER...Scored winning points on four-yard run with :40 remaining, while rushing a career-high nine times, in season opener at Tampa Bay (9-17)...Bucs win was first of five fourth-quarter rallies during season...Tied **TEAM RECORD** with personal-best five TD passes at

Philadelphia (9-24)...Four of five TDs came in fourth quarter, establishing a **TEAM RECORD**...Hurt right elbow in fourth quarter at New Orleans (10-8) and didn't play in final series of game...Did not play at Dallas (10-15) due to that elbow injury...Returned to starting lineup vs. New England (10-22)...Injured left knee just prior to end of first half and did not return to action...Did not play at N.Y. Jets (10-29) due to injured left knee...Set **TEAM RECORDS** for career completions (2,593) and consecutive passes without an interception (122) upon return to starting lineup vs. New Orleans (11-6)...Recorded highest completion percentage of career (.842) vs. Atlanta (11-12)...Had streak of non-intercepted passes broken at 154 vs. Green Bay (11-19)...Set **TEAM RECORD** with 458 passing yards at L.A. Rams (12-11)...Also surpassed John Brodie (214) as all-time **TEAM LEADER** in TD passes (215)...Set single season **NFL RECORD** with 112.4 quarterback rating...Consensus Player-of-the-Year in NFL...All-NFC, all-pro, and starter on NFC Pro Bowl team...*Sporting News* Man-of-the-Year...Len Eshmont Award winner...Won same award at conclusion of '86 season...Set postseason **TEAM RECORD** with four TD passes in NFC Divisional Playoff Game vs. Minnesota (1-6-90)...His 86.7 completion percentage in NFC Championship Game vs. L.A. Rams (1-14-90) established 49ers' postseason **TEAM RECORD**...Also became **NFL POSTSEASON LEADER** with 31 career TD passes...Named Super Bowl XXIV Most Valuable Player for completing 22 of 29 passes for 297 yards and **SUPER BOWL RECORD** five touchdowns vs. Denver (1-28)...First player in NFL history selected Super Bowl MVP - **THREE TIMES** (SB XVI, SB XIX, SB XXIV)...Had 146.4 postseason quarterback rating.

1988: Started season opener at New Orleans (9-4), completing three third quarter TD passes, but did not play in fourth quarter due to bruised right elbow...Relieved starter Steve Young at N.Y. Giants (9-11) at beginning of second half and threw 78-yard TD pass to Jerry Rice with :42 remaining in fourth quarter to win game...Had '88 highs with 343 passing yards and three interceptions vs. Atlanta (9-18)...Recorded plus-300 yards passing (302) for the 30th time of career and threw four or more TD passes (4) for the sixth time of career in contest at Seattle (9-25)...Named NFC Offensive Player-of-the-Week for his performance against the Seahawks...Injured ribs while being sacked in overtime vs. Denver (10-9)...Did not return to action, replaced by Young...Did not throw TD pass Weeks 5-7...Started, and played all but final series, at Chicago (10-24)...Threw first TD pass in four weeks against the Bears...On inactive list due to back injury vs. Minnesota (10-30)...Dressed, but did not play, at Phoenix (11-6)...Equaled then-career-long with 80-yard TD pass to Rice and scored on a four-yard run vs. Washington (11-21)...Completed longest play from scrimmage in team history by connecting with Rice on a 96-yard TD pass at San Diego (11-27)...Started vs. L.A. Rams (12-18) and played until fourth quarter (relieved by Young)...Tied postseason **TEAM RECORD** with three TDs (all to Rice) in NFC Divisional Playoff Game vs. Minnesota (1-1-89)...Equaled that performance in NFC Championship Game at Chicago (1-8-89)...Engineered 11-play, 92-yard drive, climaxed by 10-yard scoring pass to John Taylor with :34 remaining vs. Cincinnati in Super Bowl XXIII (1-22-89)...Also had 14-yard scoring toss to Rice...Threw for Super Bowl record 357 yards...AP honorable mention all-pro.

1987: Won first **NFL PASSING TITLE** of career...Had previously topped NFC in 1981, '84, and '85, but never led entire League...His 31 TD passes set **TEAM RECORD** and led the League...Threw TD to Jerry Rice with no time remaining (to tie the score) in win at Cincinnati (9-20)...Did not start due to injured right

hand vs. New Orleans (11-15)...Subbed for injured Steve Young (concussion) beginning in second quarter of that Saints' contest...Set **NFL RECORD** with 22 consecutive completions (last five vs. Cleveland, first 17 at Green Bay)...Completed four of eight passing attempts for 47 yards prior to injuring left hamstring in first quarter vs. Chicago (12-14)...On inactive list Week 15 due to hamstring injury...Did not start, but played entire second half vs. L.A. Rams (12-27) and completed six of nine passes for 107 yards and two TDs...Started NFC Divisional Playoff Game vs. Minnesota (1-9-88), and completed 12 of 26 passes (46.2) for 109 yards.

1986: Opened season by completing 32 of 46 passes (for 356 yards and one TD) at Tampa Bay (9-7)...Yardage total was seventh highest in team history...Injured back in that performance, did practice the following week, and did not play at L.A. Rams (9-14)...Extensive examinations revealed condition of "congenital spinal stenosis associated with an acute rupture of the L5-S1 disc"...Surgery performed to "widen spinal canal and remove ruptured disc", Sept. 15...Placed on I.R. that same day...Began light individual workouts and some throwing in mid-October...Practiced with team for first time, Nov. 3...Activated Nov. 6...Returned to action with starting performance vs. St. Louis (11-9)...Completed 13 of 19 passes (.684) for 270 yards and three TDs in return against Cardinals...Established personal bests, and set **TEAM RECORDS**, the following week with 60 attempts (33 completions) and 441 yards at Washington (11-17)...Led team to 6-3 record in nine regular season starts, including division title-clinching (24-14) win over the L.A. Rams in season finale (12-19)...Completed 8 of 15 passes for 98 yards, prior to suffering concussion late in second quarter of NFC Divisional Playoff Game at N.Y. Giants (1-4-87)...Did not play in remainder of game...Selected by teammates as Len Eshmont Award winner...49ers' "Ed Block Award" winner — given by NFL trainers to a player on each team for courageous play while injured.

1985: NFC LEADER (third in NFL) with 91.3 pass rating...**CONFERENCE LEADER** (second in NFL to Miami's Dan Marino—30) with 27 TD passes...Threw two-or-more TDs in nine games...Totaled five 300-plus games...Had three consecutive contests of 300-plus yards to end regular season...Had two streaks of more than 100 passes thrown (112 & 118) without an interception...Did not play vs. Philadelphia (11-3) due to bruised sternum...Exceeded .600 completion-ratio in eight games, above .700 in four contests...Voted '86 Pro Bowl starter, but did not play due to shoulder injury suffered in wild card playoff contest vs. N.Y. Giants (12-29).

1984: NFC QUARTERBACK RATING LEADER (102.9) and tied for **CONFERENCE LEADERSHIP** (with Cardinals' Neil Lomax) with career-high 28 TD passes...Set **TEAM RECORD** and **CONFERENCE LEADER** with .646 completion percentage...Also was **NFC LEADER** with lowest interception ratio (2.3)...Missed first start in 49 games, at Philadelphia (9-23), due to sternum injury...Established **SUPER BOWL RECORDS** for passing yards (331) and most rushing yards by a quarterback (59) in victory over Dolphins in Super Bowl XIX (1-20-85)...Named **SUPER BOWL XIX MVP**...Selected as starter on NFC Pro Bowl team.

1983: Had four career highs: 515 attempts, 332 completions, 3,910 yards, and 284 rushing yards...Set **NFC CHAMPIONSHIP GAME RECORD** with 48 attempts (mark broken by Redskins' Jay Schroeder with 50 attempts at N.Y. Giants, 1-11-87) and tied **NFC CHAMPIONSHIP GAME RECORD** for completions (27) at Washington (1-8-84)...Selected to Pro Bowl.

1982: Set **NFL RECORD** with five consecutive games of plus-300 yards...**CONFERENCE LEADER:** attempts (346), completions (213), yards (2,613), and TD passes (17).

1981: First full season as a starter...**CONFERENCE LEADER** with 88.2 rating and .637 completion percentage...Also had **NFC-LEADING** 2.5 interception avoidance percentage...Engineered **the drive** and threw **the pass** that resulted in "**The Catch**" (to Dwight Clark) that won NFC Championship Game vs. Dallas (1-10-82)...**SUPER BOWL XVI MVP.**

1980: Started seven of last 10 games, including last four...**NFL LEADER** with .645 completion percentage.

CAREER: Selected in third-round of '79 draft (82nd overall)...Fourth quarterback taken, behind: Jack Thompson (3rd — Cincinnati), Phil Simms (7th — N.Y. Giants), and Steve Fuller (23rd — Kansas City)...Threw first professional TD pass vs. Denver (11-18-79)...Initial NFL start came against St. Louis (12-2-79)...All-time **NFL LEADER** in quarterback rating (94.0)...Has never thrown an interception in Super Bowl competition (122 attempts).

COLLEGE: Nearly accepted a basketball scholarship from North Carolina State prior to Notre Dame football offer...Completed 260 of 515 (.522) career passes for 4,121 yards and 25 TDs...Completed 141 of 260 passes for 2,010 yards and 10 TDs as a senior in '78...Earned national acclaim in Colton Bowl (1-1-79), guiding Irish back from a 34-12 deficit, midway through fourth period, to a 35-34 win over Houston with no time showing...Notre Dame won the national championship with Montana at quarterback in '77...Redshirted in 1976, and was part-time starter in '78...Earned business administration/marketing degree in December, 1978.

PERSONAL: Born Joseph C. Montana in New Eagle, PA...Attended Monongahela (PA) Ringgold High, where he played football, basketball, and baseball...49ers' Lite NFL Man-of-the-Year in '84...Works with "Make-A-Wish" charity in Bay Area...Miller Brewing Co. donated \$15,000 to Crippled Children's Society and \$15,000 to the Hamilton Family Center for the Homeless in his name for being selected 1989 Miller Lite NFL Player-of-the-Year and it donated \$30,000 to the San Francisco Family Service Agency's Child Abuse Program in his name for being chosen the 1990 Miller Lite NFL Player-of-the-Year...For each TD pass he has thrown over the past four years (1987-90 - 101 regular season TDs and 22 postseason scores), he and wife, actress-model-TV personality Jennifer, have donated \$200 to the Crippled Children's Society of Santa Clara County...Couple has three children, Alexandra (10-10-85), Elizabeth (12-20-86), Nathaniel Joseph (10-3-89)...They live in Atherton, CA.

MONTANA'S NFL HONORS: All-NFC - 1981, 1984-85, 1987, 1989; Pro Bowl - 1982, 1984-86, 1988, 1990-91; All-Pro - 1987, 1989-90; Super Bowl MVP XVI - 1982, XIX - 1985, XXIV - 1990; *Sports Illustrated* Player-of-the-Year - 1989; *Sports Illustrated* Sportsman-of-the-Year - 1990; NFL MVP - 1989-90; *The Sporting News* Player-of-the-Year - 1989; NFL Player-of-the-Year - 1990; Navy NFL Co-MVP - 1981; Lert Eshmont Award - 1986, 1989; Silver Anniversary Super Bowl Team - 1990.

MONTANA'S PERSONAL NFL BESTS

RUSHES - 9 (at Tampa Bay - 9-17-89)

RUSHING YARDS - 63 (vs. N.Y. Giants - 12-29-84)

LONG RUSH - 53 (vs. N.Y. Giants - 12-29-84)

TD RUSHES - 1 (several times, including Super Bowls XVI and XIX)

PASSES ATTEMPTED - 60 (at Washington - 11-17-86)

COMPLETIONS - 37 (at Atlanta - 10-6-85)

PASSING YARDS - 476 (at Atlanta - 10-14-90)

TD PASSES - 6 (at Atlanta - 10-14-90)

LONG PASS - 96ft (to Jerry Rice - at San Diego - 11-27-88)

INTERCEPTIONS - 4 (vs. Cincinnati - 11-4-84)

SACKED - 8 (twice: vs. L.A. Rams - 12-18-88 & Philadelphia - 9-24-89)

SACK YARDAGE - 52 (vs. L.A. Raiders - 9-12-82)

300+ YARDAGE GAMES - 40

400+ YARDAGE GAMES - (7) - 408 (at St. Louis - 11-12-82), 429 (at Atlanta - 10-6-85), 441 (at Washington - 11-17-86), 428 (at Philadelphia - 9-24-89), 458 (at L.A. Rams - 12-11-89), 476 (at Atlanta - 10-14-90) & 411 (at Green Bay - 11-4-90)

CONSECUTIVE 300+ GAMES - 5 (1982-NFL Record)

CONSECUTIVE PASS COMPLETIONS - 22 (5 vs. Cleveland - 11-29-87, 17 & at Green Bay - 12-6-87, - NFL Record).

MONTANA'S PRO STATISTICS

Year	G/S	Att.	Passing				Int.	Long	TD	NFL
			Comp.	Yds.	Pct.	Rating				
1979	16/1	23	13	96	.565	0	18	1	80.9	
1980	15/7	273	176	1795	.645	9	71t	15	87.8	
1981	16/16	488	311	3565	.637	12	58t	19	88.2	
1982	9/9	346	213	2613	.616	11	55	17	87.9	
1983	16/16	515	332	3910	.645	12	77	26	94.6	
1984	16/15	432	279	3630	.646	10	80t	28	102.9	
1985	15/15	494	303	3653	.613	13	66t	27	91.3	
1986	8/8	307	191	2236	.622	9	48	8	80.7	
1987	13/11	398	266	3054	.668	13	57t	31	102.1	
1988	14/13	397	238	2981	.599	10	96t	18	87.9	
1989	13/13	386	271	3521	.702	8	95t	26	112.4	
1990	15/15	520	321	3944	.617	16	78t	26	89.0	
Career	166/139	4579	2914	34998	.636	123	96t	242	93.4	
Playoffs										
1981	3/3	88	56	747	.636	4	58t	6	94.4	
1983	2/2	79	45	548	.570	2	76	4	85.1	
1984	3/3	108	67	873	.620	5	40	7	89.9	
1985	1/1	47	26	296	.553	1	36	0	65.7	
1986	1/1	15	8	98	.533	2	24	0	34.2	
1987	1/1	26	12	109	.462	1	33	0	42.0	
1988	3/3	90	56	823	.622	1	61t	8	117.0	
1989	3/3	83	65	800	.783	0	72t	11	146.4	
1990	2/2	57	40	464	.702	1	61t	3	104.7	
Totals	19/19	593	375	4758	.632	17	76	39	98.2	

Rushing

Year	G/S	Att.	Yds.	Avg.	Long	TD
1979	16/1	3	22	7.3	13	0
1980	15/7	32	77	2.4	11	2
1981	16/16	25	95	3.8	20t	2
1982	9/9	30	118	3.9	21	1
1983	16/16	61	284	4.7	18	2
1984	16/15	39	118	3.0	15	2
1985	15/15	42	153	3.6	16	3
1986	8/8	17	38	2.2	17	0
1987	13/11	35	141	4.0	20	1
1988	14/13	38	132	3.5	15	3
1989	13/13	49	227	4.6	19	3
1990	15/15	40	162	4.1	20	1
Career	166/139	411	1567	3.8	21	20

Playoffs

1981	3/3	12	4	0.3	7	1
1983	2/2	7	56	3.2	18	0
1984	3/3	13	144	11.1	53	1
1985	1/1	1	0	0.0	0	0
1986	1/1	0	0	0.0	0	0
1987	1/1	3	20	6.7	14	0
1988	3/3	11	39	3.5	11	0
1989	3/3	5	19	3.8	10	0
1990	2/2	3	10	3.3	6	0
Totals	19/19	55	292	5.3	53	2

MONTANA'S 1981 GAME-BY-GAME

Date	Opponent	Att.	Comp.	Yds.	Sacks	TD	Long	Int.
9-7	at Detroit	28	18	195	4/19	1	23	1
9-14	vs. Chicago	32	20	287	0/0	3	46t	0
9-20	at Atlanta	34	24	274	1/1	2	27	2
9-27	vs. New Orleans	22	16	175	1/7	1	60t	1
10-4	at Washington	28	15	193	2/25	0	40	1
10-11	vs. Dallas	29	19	279	0/0	2	78t	0
10-18	at Green Bay	32	23	220	1/9	0	22	0
10-25	vs. L.A. Rams	32	18	287	3/22	2	50	0
11-1	at Pittsburgh	37	22	205	1/10	1	23	2
11-8	vs. Atlanta	30	16	223	2/18	2	44	1
11-15	vs. Cleveland	42	24	213	3/26	0	18	2
11-22	at L.A. Rams	30	19	283	3/24	0	44	1
11-29	vs. N.Y. Giants	39	27	234	3/20	0	26	0
12-6	at Cincinnati	36	23	187	1/8	2	20	1
12-13	vs. Houston	26	18	204	1/4	1	41	0
12-20	at New Orleans	11	9	106	0/0	2	36	0

MONTANA'S 1981 POSTSEASON GAME-BY-GAME

1-3	vs. N.Y. Giants	31	20	304	3/16	2	58t	1
1-10	vs. Dallas	35	22	286	3/20	3	38	3
1-24	Cincinnati (SB XVI)	22	14	157	1/9	1	22	0

MONTANA'S 1982 GAME-BY-GAME

Date	Opponent	Att.	Comp.	Yds.	Sacks	TD	Long	Int.
9-12	vs. L.A. Raiders	41	21	244	5/52	2	41t	1
9-19	at Denver	37	26	336	1/11	2	46t	2
11-21	at St. Louis	39	26	408	4/37	3	55	1
11-28	vs. New Orleans	42	27	334	2/13	2	30	1
12-2	at L.A. Rams	37	26	305	3/24	2	38t	0
12-11	vs. San Diego	46	31	356	0/0	3	43	2
12-19	vs. Atlanta	31	16	177	2/13	1	26	1
12-26	at Kansas City	35	20	253	3/16	0	51	2
1-2	vs. L.A. Rams	38	20	200	0/0	2	29t	1

MONTANA'S 1983 GAME-BY-GAME

Date	Opponent	Att.	Comp.	Yds.	Sacks	TD	Long	Int.
9-3	vs. Philadelphia	20	10	118	1/9	0	26	1
9-8	at Minnesota	24	17	230	3/14	4	49	0
9-18	at St. Louis	32	20	341	1/5	3	69t	1

9-25	vs. Atlanta	32	27	261	0/0	3	31	2
10-2	at New England	38	25	288	5/36	2	50	0
10-9	vs. L.A. Rams	42	28	316	2/13	0	29	0
10-16	at New Orleans	27	17	145	2/11	0	25	1
10-23	at L.A. Rams	39	25	358	0/0	3	46t	0
10-30	vs. N.Y. Jets	36	21	233	1/6	1	33	2
11-6	vs. Miami	26	16	232	3/22	1	45	0
11-13	vs. New Orleans	43	26	283	2/10	3	24	2
11-20	at Atlanta	28	21	182	1/8	1	19	0
11-27	at Chicago	43	26	255	5/37	0	38	2
12-4	vs. Tampa Bay	31	21	227	1/6	0	33	0
12-11	at Buffalo	28	18	218	4/35	1	33	0
12-19	vs. Dallas	26	14	223	2/12	4	77t	1

MONTANA'S 1983 POSTSEASON GAME-BY-GAME

12-31	vs. Detroit	31	18	201	2/13	1	27	1
1-8	at Washington	48	27	347	0/0	3	76	1

MONTANA'S 1984 GAME-BY-GAME

Date	Opponent	Att.	Comp.	Yds.	Sacks	TD	Long	Int.
9-2	at Detroit	25	16	188	2/14	1	23	0
9-10	vs. Washington	40	24	381	2/14	2	56	0
9-16	vs. New Orleans	17	10	128	3/20	1	32t	1
9-23	at Philadelphia	0	0	0	0/0	0	0	0
9-30	vs. Atlanta	25	13	149	0/0	2	22t	0
10-8	at N.Y. Giants	24	15	207	1/1	3	59t	0
10-14	vs. Pittsburgh	34	24	241	0/0	0	32	1
10-21	at Houston	35	25	353	1/0	3	80t	1
10-28	at L.A. Rams	31	21	365	2/15	3	64t	0
11-4	vs. Cincinnati	42	27	301	1/7	2	39t	4
11-11	at Cleveland	30	24	263	1/8	2	60t	1
11-18	vs. Tampa Bay	23	19	247	2/9	0	47	0
11-25	at New Orleans	30	14	177	1/13	2	28	0
12-2	at Atlanta	24	12	165	2/18	2	64t	2
12-8	vs. Minnesota	21	15	246	0/0	3	59t	0
12-14	vs. L.A. Rams	31	20	219	4/19	2	47t	0

MONTANA'S 1984 POSTSEASON GAME-BY-GAME

12-29	vs. N.Y. Giants	39	25	309	4/28	3	29t	3
1-6	vs. Chicago	34	18	233	3/8	1	38	2
1-20	Miami (SB XIX)	35	24	331	1/5	3	40	0

MONTANA'S 1985 GAME-BY-GAME

Date	Opponent	Att.	Comp.	Yds.	Sacks	TD	Long	Int.
9-8	at Minnesota	39	24	265	2/10	2	29	2
9-15	vs. Atlanta	26	19	204	3/20	1	38	1
9-22	at L.A. Raiders	24	14	255	2/16	2	38	0
9-29	vs. New Orleans	26	12	120	6/39	0	18	2
10-6	at Atlanta	57	37*	429	1/9	5+	46t	0
10-13	vs. Chicago	29	17	160	7/44	0	17	0
10-20	at Detroit	26	15	97	0/0	0	16	1
10-27	at L.A. Rams	30	22	306	2/5	3	73	0
11-3	vs. Philadelphia	— Did Not Play —						

11-11	at Denver	40	17	222	2/19	1	44	0
11-17	vs. Kansas City	34	23	235	0/0	2	38	0
11-25	vs. Seattle	33	17	237	1/7	2	33	3
12-1	at Washington	22	11	119	1/17	1	39	0
12-9	vs. L.A. Rams	36	26	328	4/28	3	66t	2
12-15	at New Orleans	38	25	354	1/5	3	52t	1
12-22	vs. Dallas	34	24	322	3/27	2	49t	1

MONTANA'S 1985 POSTSEASON GAME-BY-GAME

12-29	at N.Y. Giants	47	26	296	4/28	0	36	1
-------	----------------	----	----	-----	------	---	----	---

* Team record + Ties team record

MONTANA'S 1986 GAME-BY-GAME

Date	Opponent	Att.	Comp.	Yds.	Sacks	TD	Long	Int.
9-7	at Tampa Bay	46	32	356	2/21	1	23	1
9-14	at L.A. Rams			— Did Not Play —				
9-21	vs. New Orleans			— Did Not Play —				
9-28	at Miami			— Did Not Play —				
10-5	vs. Indianapolis			— Did Not Play —				
10-12	vs. Minnesota			— Did Not Play —				
10-19	at Atlanta			— Did Not Play —				
10-26	at Green Bay			— Did Not Play —				
11-2	at New Orleans			— Did Not Play —				
11-9	vs. St. Louis	19	13	270	1/4	3	45t	1
11-17	at Washington	60*	33	441	3/23	0	42	3
11-23	vs. Atlanta	32	21	233	4/36	1	26	0
12-1	vs. N.Y. Giants	52	32	251	0/0	1	15	1
12-7	vs. N.Y. Jets	37	23	245	2/11	0	42	1
12-14	at New England	25	14	202	0/0	0	48	1
12-19	vs. L.A. Rams	36	23	238	0/0	2	44t	1

MONTANA'S 1986 POSTSEASON GAME-BY-GAME

1-4	at N.Y. Giants	15	8	98	0/0	0	24	1
-----	----------------	----	---	----	-----	---	----	---

* Team record

MONTANA'S 1987 GAME-BY-GAME

Date	Opponent	Att.	Comp.	Yds.	Sacks	TD	Long	Int.
9-13	at Pittsburgh	49	34	316	1/7	2	32	3
9-20	at Cincinnati	37	27	250	5/45	3	38t	0
10-11	at Atlanta	8	5	63	1/9	1	21	0
10-18	vs. St. Louis	39	31	334	1/7	4	35t	2
10-25	at New Orleans	32	18	256	3/18	3	39t	0
11-1	at L.A. Rams	30	21	294	1/8	3	51t	1
11-8	vs. Houston	46	32	289	1/9	3	23	2
11-15	vs. New Orleans	29	16	144	2/10	1	29t	2
11-22	at Tampa Bay	45	29	304	1/9	3	42t	1
11-29	vs. Cleveland	31	23	342	1/6	4	40t	1
12-6	at Green Bay	35	26	308	2/12	2	57t	1
12-14	vs. Chicago	8	4	47	2/14	0	18	0
12-20	vs. Atlanta			— Did Not Play —				
12-27	vs. L.A. Rams	9	6	107	1/3	2	46	0

MONTANA'S 1987 POSTSEASON GAME-BY-GAME

1-9	vs. Minnesota	26	12	109	4/24	0	33	1
-----	---------------	----	----	-----	------	---	----	---

MONTANA'S 1988 GAME-BY-GAME

Date	Opponent	Att.	Comp.	Yds.	Sacks	TD	Long	Int.
9-4	at New Orleans	13	23	161	0/0	3	29	1
9-11	at N.Y. Giants	18	10	148	0/0	1	78t	0
9-18	vs. Atlanta	48	32	343	3/21	2	37	3
9-25	at Seattle	29	20	302	2/10	4	69t	4
10-2	vs. Detroit	30	19	182	2/19	0	32	0
10-9	vs. Denver	24	12	191	3/20	0	55	1
10-16	at L.A. Rams	31	21	203	2/19	0	38	1
10-24	at Chicago	29	13	168	4/34	1	45	1
10-30	vs. Minnesota	— Did Not Play —						
11-6	at Phoenix	— Did Not Play —						
11-13	vs. L.A. Raiders	31	16	160	4/24	0	28	0
11-21	vs. Washington	23	15	218	1/5	2	80t	1
11-27	at San Diego	22	14	271	2/13	3	96t*	0
12-4	at Atlanta	34	20	230	1/6	1	20	0
12-11	vs. New Orleans	29	18	233	2/12	1	68t	1
12-18	vs. L.A. Rams	26	15	171	8/40	0	20	0

MONTANA'S 1988 POSTSEASON GAME-BY-GAME

1-1	vs. Minnesota	27	16	178	1/6	3*	28	0
1-8	at Chicago	27	17	288	2/20	3*	61t	0
1-22	Cincinnati (SB XXIII)	36	23	357	4/18	2	44	0

* Team record

@ Ties postseason team record

MONTANA'S 1989 GAME-BY-GAME

Date	Opponent	Att.	Comp.	Yds.	Sacks	TD	Long	Int.
9-10	at Indianapolis	26	15	233	3/29	1	58t	0
9-17	at Tampa Bay	39	25	266	4/22	1	40	2
9-24	at Philadelphia	34	25	428	8/43	5+	70t	1
10-1	vs. L.A. Rams	35	25	227	2/12	0	30	0
10-8	at New Orleans	29	21	291	2/9	3	60	0
10-15	at Dallas	— Did Not Play —						
10-22	vs. New England	22	16	178	0/0	1	32	0
10-29	at N.Y. Jets	— Did Not Play —						
11-6	vs. New Orleans	31	22	302	0/0	3	45t	0
11-12	vs. Atlanta	19	16	270	2/6	3	78	0
11-19	vs. Green Bay	42	30	325	5/29	2	44	1
11-27	vs. N.Y. Giants	33	27	292	2/7	3	37	0
12-3	at Atlanta	13	9	145	1/7	0	52	1
12-11	at L.A. Rams	42	30	458*	2/19	3	95t	2
12-17	vs. Buffalo	— Did Not Play —						
12-24	vs. Chicago	21	10	106	2/15	1	29t	1

MONTANA'S 1989 POSTSEASON GAME-BY-GAME

1-6	vs. Minnesota	24	17	241	0/0	4	72t	0
1-14	vs. L.A. Rams	30	26	262	0/0	2	20t	0
1-28	Denver (SB XXIV)	29	22	297	1/0	5P	38t	0

* Team record

P Team postseason record

+ Ties team record

MONTANA'S 1990 GAME-BY-GAME

Date	Opponent	Att.	Comp.	Yds.	Sacks	TD	Long	Int.
9-10	at New Orleans	43	26	210	6/26	1	25	1
9-16	vs. Washington	44	29	390	0/0	2	49t	1
9-23	vs. Atlanta	35	24	398	3/19	2	67t	0
10-7	at Houston	28	20	318	2/18	3	78t	1
10-14	at Atlanta	49	32	476*	4/34	6*	43t	2
10-21	vs. Pittsburgh	30	20	157	1/3	1	19	2
10-28	vs. Cleveland	37	17	185	1/8	1	35	2
11-4	at Green Bay	40	25	411	0/0	3	64t	0
11-11	at Dallas	37	27	290	2/9	1	37	1
11-18	vs. Tampa Bay	35	23	230	1/3	2	30	1
11-25	vs. L.A. Rams	37	22	235	2/10	2	34	3
12-3	vs. N.Y. Giants	29	12	152	0/0	1	31	0
12-9	at Cincinnati	26	19	185	2/15	0	29	1
12-17	at L.A. Rams	30	15	219	3/4	1	60t	0
12-23	vs. New Orleans	— Did Not Play —						
12-30	at Minnesota	20	10	88	2/4	0	18	1

MONTANA'S 1990 POSTSEASON GAME-BY-GAME

1-12	vs. Washington	31	22	274	2/10	2	47	1
1-20	vs. N.Y. Giants	26	18	190	3/14	1	61	0

* Team record

William "Bubba" Paris • 77

TACKLE

MICHIGAN

9TH YEAR

HT: 6-6

WT: 299

BORN: 10-6-60

(D-2 IN '82)

PRO: Huge, veteran campaigner...Long-time fixture on left side of team's offensive line...Able competitor.

1990: Started all games at left tackle...Replaced in the fourth quarter by Frank Pollack vs. Pittsburgh (10-21), at Dallas (11-11), and vs. Tampa Bay (11-18)...Was replaced for one play in the second quarter by Pollack at L.A. Rams (12-17).

'90 POSTSEASON: Started and played entire game at left tackle vs. Washington in NFC Divisional Playoff Game (1-12) and vs. N.Y. Giants in NFC Championship Game (1-20).

1989: Starter for all preseason and regular season games at left tackle, replacing Steve Wallace (holdout/injury)...Started at left tackle vs. L.A. Rams (10-1), despite straining groin in pregame warm-ups, but didn't play in second half due to that injury...Injured left knee late in fourth quarter at New Orleans (10-8), but returned to action...Recovered Steve Young's fourth quarter fumble at Dallas (10-15)...Started, but was replaced in first quarter by Wallace, vs. New England (10-22)...Began playing only first and third quarters (with Wallace playing second and fourth quarters) at N.Y. Jets (10-29)...Started at left tackle, but replaced in second and fourth quarters by Steve Wallace in all three playoff contests.

1988: Played on field goal and PAT protection units, and from scrimmage in substitute role...Played most of second half at Seattle (9-25) at right tackle, subbing for Harris Barton (R ankle)...Started at right tackle vs. Detroit (10-



2)...Replaced in first quarter by Barton...Played on extra point and field goal protection teams...Relieved Steve Wallace at left tackle during portions of NFC Divisional Playoff Game vs. Minnesota (1-1-89)...Replaced Wallace (broken left ankle) during first offensive series of Super Bowl XXIII vs. Cincinnati (1-22-89).

1987: Lost, then won back, starting job at left tackle...Starter at beginning of season...Injured right calf late in third quarter at New Orleans (10-25), replaced by Steve Wallace...Replaced in starting lineup by Wallace beginning at L.A. Rams (11-1)...Started in place of the injured Wallace (R shoulder) vs. Cleveland (11-29)...Remained in starting lineup for rest of regular season and NFC Divisional Playoff Game vs. Minnesota (1-9-88).

1986: Came on strong following return from knee surgery...Started first five games before sustaining right knee injury vs. Indianapolis (10-5)...Underwent knee surgery on his birthday (Oct. 6)...Remained on active roster, but did not dress Weeks 6-10...Back in starting lineup vs. N.Y. Giants (12-1)...Started all remaining regular season contests and NFC Divisional Playoff Game at N.Y. Giants (1-4-87).

1985: Started all 16 regular season games, and wild card playoff contest at N.Y. Giants (12-29-85)...Did not miss a down due to injury.

CAREER: Team's first pick in '82 draft as initial choice in second round (29th overall)...Injured right knee in final preseason game of '82 (at Seattle, 9-2), and missed all of that season while recuperating.

COLLEGE: All-Big Ten and second team All-America as a senior in '81...Played in Hula, Japan, and Olympia Gold Bowls...Started final 32 contests...Earned B.A. in Liberal Arts.

PERSONAL: Born William H. Paris in Louisville, KY...Attended Louisville DeSales High, where he was team captain and MVP as a senior...Given nickname (Bubba) by high school teammates who compared Paris to former all-pro defensive end Bubba Smith...Serves as a motivational speaker for charitable and business events...He and his wife, Lynne, have six children: Wayne (4-27-80), David Allen (2-3-84), Austin Bubba (2-5-85), and Brandon 'Henri' (6-25-86); and twin girls — Ashley Star and Courtney Lynn (9-21-87)...The family lives in San Jose, CA.

PARIS' PRO STATS: REGULAR SEASON GAMES/STARTS - 1983 (16/16), 1984 (16/15), 1985 (16/16), 1986 (10/9), 1987 (11/8), 1988 (16/1), 1989 (16/16), 1990 (16/16), **CAREER** (117/97); **POSTSEASON GAMES/STARTS** - 1983 (2/2), 1984 (3/3), 1985 (1/1), 1986 (1/1), 1987 (1/1), 1988 (3/0), 1989 (3/3), 1990 (2/2), **CAREER** (16/13).



Frank Pollack • 72

TACKLE-GUARD	NORTHERN ARIZONA	2ND YEAR
HT: 6-5	WT: 285	BORN: 11-5-67
		(D-6 IN '90)

PRO: Big, versatile player who is still developing skills for position...Could have bright future on front wall of team's offensive attack.

1990: Played on special teams in all games...Replaced "Bubba" Paris at left tackle in fourth quarter vs. Pittsburgh (10-21), at Dallas (11-11), and vs. Tampa Bay (11-18)...Replaced Paris for one play in the second quarter at L.A. Rams (12-17).

'90 POSTSEASON: Played on special teams in both playoff games.

CAREER: Selected with 165th pick of draft...Second consecutive offensive

lineman chosen by Niners (Dean Caliguire - 4th round/92nd overall) was the other.

COLLEGE: All-Big Sky as a senior...Broke leg during spring drills and elected to sit out all of '88 season...All-Big Sky honorable mention in '87, despite missing four games due to shoulder injury...Started every game at left guard in '86...Opening game freshman starter at left guard in '85...Earned degree in advertising.

PERSONAL: Born Frank Steven Pollack in Camp Springs, MD...Family moved to Phoenix (AZ) when he was a child...Played football at Phoenix Greenway High where he was all-conference and all-state...Oldest of three children (only son)...Single, lives in San Jose, CA.

POLLACK'S PRO STATS: REGULAR SEASON GAMES/STARTS - 1990 (16/0), POSTSEASON GAMES/STARTS - 1990 (2/0).

Darryl Pollard • 26

CORNERBACK

WEBER STATE

6TH YEAR

HT: 5-11

WT: 187

BORN: 5-11-64

(FA IN '88)

PRO: Established corner defender...Has worked through ranks from utility performer to front-line player...Consistent, durable athlete...Positive team attitude.

1990: Came up with four solo stops and critical play of game at New Orleans (9-10), when his third-quarter interception in end zone turned back a Saints' scoring threat - 49ers scored on ensuing drive...Recorded five tackles vs. Washington (9-16)...Had six tackles, including a special teams stop, vs. Atlanta (9-23)...Registered four solo stops at Houston (10-7)...Made six tackles at Atlanta (10-14) and forced a fumble...Credited with four tackles vs. Cleveland (10-28)...Had three tackles, including two special teams stops, at Green Bay (11-4)...Credited with two tackles at Dallas (11-11)...Had four stops and a pass defended vs. Tampa Bay (11-18)...Contributed seven tackles vs. L.A. Rams (11-25)...Came up with key fourth-quarter pass break-up at goal line on fourth down vs. N.Y. Giants (12-3)...Had team-high seven tackles and three passes defended in that game...Credited with six stops and a pass defended at Cincinnati (12-9)...Had three tackles vs. New Orleans (12-23)...Recorded four stops at Minnesota (12-30).

'90 POSTSEASON: Had an interception and six tackles vs. Washington in NFC Divisional Playoff Game (1-12)...Credited with six tackles and two passes defended vs. N.Y. Giants in NFC Championship Game (1-20).

1989: TEAM LEADER with 22 special teams tackles...Recorded two tackles, including one special teams stop, while subbing in opener at Indianapolis (9-10)...Replaced Tim McKyer (R hip/groin) at left CB at Tampa Bay (9-17) for first career start...Recorded three tackles and a pass defended from scrimmage and three special teams tackles in that Bucs' game...Made six total tackles and two passes defended in second consecutive start at Philadelphia (9-24)...Had five tackles and two passes defended vs. L.A. Rams (10-1)...Made six total tackles, including one special teams stop, and had a pass defended at New Orleans (10-8)...Suffered concussion in first half of that contest, but returned to play all of second half...Recorded three total tackles, including two special teams stops, and two passes defended at Dallas (10-15)...Had four tackles and intercepted first NFL pass vs. New England (10-22)...Established career high with 11 total



tackles (all solo) vs. New Orleans (11-6)...Made five tackles, including one on special teams, vs. Green Bay (11-19)...Had two special teams stops among six tackles vs. N.Y. Giants (11-27)...Had six stops and two passes defended at Atlanta (12-3)...Made seven tackles and three passes defended in NFC Divisional Playoff Game vs. Minnesota (1-6-90)...Had four stops, including three on special teams, in NFC Championship Game vs. L.A. Rams (1-14-90)...Started against Denver in Super Bowl XXIV (1-28-90).

1988: Signed by 49ers Aug. 3, released Aug. 21...Re-signed Aug. 25, released Aug. 27...Signed again by 49ers Sept. 15...Played in 'nickel' defense vs. Atlanta (9-18)...Made two tackles while covering punts and kickoffs at Seattle (9-25)...Replaced Don Griffin (L hamstring) vs. Denver (10-9) late in game...Had fourth-quarter interception nullified by penalty...Played on special teams and replaced injured Griffin (L shoulder) in second half at Phoenix (11-6) and made two tackles...Credited with three total tackles and two passes defended at San Diego (11-27)...Replaced Eric Wright (groin) at right CB vs. L.A. Rams (12-18) and earned a career-high eight tackles and two passes defended in that game...Played on special teams and from scrimmage throughout post-season...Recorded one tackle vs. Minnesota in NFC Divisional Playoff Game (1-1-89), and made alert recovery of John Taylor's fumble of punt return vs. Cincinnati in Super Bowl XXIII (1-22-89).

CAREER: Started two of three 49ers' 1987 strike-replacement games...Had been in Niners' training camp during '87 preseason...Released by Seattle during '86 training camp.

COLLEGE: Three-year starter (1983-85)...All-conference performer as a senior when he led the team with four interceptions...Returned one pick-off 26 yards for a score...Also blocked two punts...Recorded one interception and two blocked punts as a junior in '84...Began career as a RB, but was moved to CB prior to sophomore season...Was a 45-10 3/4 triple jumper on Wildcats' track team.

PERSONAL: Born Cedric Darryl Pollard in Ellsworth, MA, but played football at Colorado Springs (CO) Mitchell High...Led team to 14-0 record and state championship during senior season as a WR and return specialist...Single, lives in Redwood Shores, CA.

POLLARD'S PRO STATISTICS

Year	G/S	Tot.	Tackles		Interceptions		Pass Def.	Fumbles Rec./Yds.
			Solo	Ast.	No./Yds.			
1987	3/2	13	12	1	0/0	4	0/0	
1988	14/0	23	19	4	0/0	4	0/0	
1989	16/14	79	75	4	1/12	12	0/0	
1990	16/16	74	72	2	1/0	9	1/0	
Career	49/32	189	178	11	2/12	29	0/0	
Playoffs								
1988	3/0	1	1	0	0/0	0	0/0	
1989	3/3	11	10	1	0/0	3	0/0	
1990	2/2	12	12	0	1/0	3	0/0	
Totals	8/5	24	23	1	1/0	6	0/0	

OTHER STATS: FORCED FUMBLES - 1990 (1).

POLLARD'S PERSONAL NFL BESTS

TOTAL TACKLES - 11 (vs. New Orleans - 11-6-89)

SOLO - 11 (vs. New Orleans - 11-6-89)

ASSISTS - 2 (vs. Washington - 11-21-88)

PASSES DEFENSED - 4 (at Atlanta - 10-11-87)

INTERCEPTIONS - 1 (several times)

INTERCEPTION RETURN YARDS - 12 (vs. New England - 11-22-89)

LONG INTERCEPTION RETURN - 12 (vs. New England - 11-22-89)

FORCED FUMBLE - 1 (at Atlanta - 10-14-90)

Wayne Radloff • 57

CENTER

GEORGIA

6TH YEAR

HT: 6-5

WT: 277

BORN: 5-17-61

(FA IN '90)

PRO: Stout, tough player...Must rebound from season of inactivity due to injury.

1990: Signed as Plan B free agent from Atlanta...Missed entire preseason with a right knee injury suffered during training camp...Placed on injured reserve Aug. 28...Spent entire season on I.R.

1989: A contract dispute and nagging knee injuries limited his playing time to 11 games and only three starts with Falcons...In addition to playing center, subbed at both guard positions.

CAREER: Signed with Atlanta in 1985, after two seasons with the Michigan Panthers of the USFL...All-USFL in 1984...Earned starting center position in '86, replacing the retired Jeff Van Note...Torn cartilage in left knee during eighth week of 1988 season, snapped streak of 51 consecutive games played...Came back to start final two games of regular season.

COLLEGE: Played both guard and center at Georgia...He and current 49ers' guard Guy McIntyre served as blockers for 1982 Heisman Trophy winner Herschel Walker...Helped Bulldogs to 1980 national championship, posting a 12-0 mark...Played in the East-West Shrine Game and Senior Bowl.

PERSONAL: Born Wayne Radloff in London, England...Attended Winter Park (FL) High...Lettered in football and track...Turned down track scholarship from Florida State to concentrate on football...Wayne and his wife, Nancy, have two children, Ryan and Nancy...The family lives in Lawrenceville, GA.

RADLOFF'S PRO STATS: REGULAR SEASON GAMES/STARTS - (USFL) - 1983 (17/17), 1984 (18/18), (NFL) - 1985 (16/0), 1986 (16/16), 1987 (12/12), 1988 (10/10), 1989 (11/3), 1990 (0/0), CAREER (100/76); POSTSEASON GAMES/STARTS - (USFL) - 1983 (2/2), 1984 (1/1), CAREER (3/3).



Tom Rathman • 44

FULLBACK

NEBRASKA

6TH YEAR

HT: 6-1

WT: 232

BORN: 10-7-62

(D-3A IN '86)

PRO: Dependable strong-willed performer...Often called upon to sacrifice personal goals for benefit of team...Has total package necessary to excel at position...Fine runner, adept receiver, exceptional blocker...Stalwart athlete.

1990: Had a team-leading nine receptions at New Orleans (9-10)...Caught one pass for 14 yards and rushed four times for nine yards vs. Washington (9-16)...Caught four passes and gained 28 yards rushing (seven carries) in mostly



short yardage situations vs. Atlanta (9-23)...Rushed for key first down to keep drive alive at Houston (10-7) and team scored winning TD three plays later...Combined for 75 yards (rushing and receiving) at Atlanta (10-14)...Scored 49ers' first two rushing TDs of 1990 vs. Pittsburgh (10-21)...Those two rushing TDs tied his career high set vs. Denver in Super Bowl XXIV (1-28-90)...Scored on one-yard run vs. Cleveland (10-28)...Had one special teams tackle and 44 all-purpose yards at Green Bay (11-4)...Scored from a yard out on fourth-down play at Dallas (11-11)...Recorded one special teams tackle vs. L.A. Rams (11-25) and downed punt inside Rams' five-yard line...Ran for key first down on third-and-one situation late in game to keep clock moving vs. N.Y. Giants (12-3)...Had best rushing game of season (53 yards) and scored TD at Cincinnati (12-9)...Scored for second consecutive week at L.A. Rams (12-17)...Had one special teams tackle and recorded team's only TD vs. New Orleans (12-23)...Played from scrimmage and notched one special teams tackle at Minnesota (12-30).

'90 POSTSEASON: Scored on one-yard run vs. Washington in NFC Divisional Playoff Game (1-12)...Had 26 yards rushing and receiving vs. N.Y. Giants in NFC Championship Game (1-20).

1989: NFC LEADER among running backs with 73 receptions...Bettered only by Seattle fullback John L. Williams' 76 catches among NFL runners...Caught then-career high seven passes (43 yards) at Tampa Bay (9-17)...Had eight-yard TD catch at Philadelphia (9-24)...Did not have a rushing attempt, but caught five passes for 34 yards at New Orleans (10-8)...Had career-long 36-yard catch at Dallas (10-15)...Established career highs with 11 receptions and 103 receiving yards vs. New England (10-22)...Recovered fumble on kickoff return at N.Y. Jets (10-29)...Had season-high 77 rushing yards, combined with 43 yards receiving on team-leading six catches, vs. Atlanta (11-12)...Scored on one-yard run to seal victory vs. N.Y. Giants (11-27)...Averaged more than five yards per rushing attempt vs. Chicago (12-24)...Started at fullback in NFC Divisional Playoff Game vs. Minnesota (1-6-90)...Had 17-yard gallop in NFC Championship Game vs. L.A. Rams (1-14-90)...First multiple rushing-TD game (2) of career against Denver in Super Bowl XXIV (1-28-90)...Added team's longest '89 postseason run from scrimmage (18 yards) against Broncos.

1988: Had best rushing/receiving balance on team with 427 rushing yards and 382 receiving yards...Rushed six times for 21 yards, caught three passes for 27 yards, and had excellent blocking day at N.Y. Giants (9-11)...Established career highs with 79 yards rushing on 15 attempts at Seattle (9-25)...Surpassed 100 all-purpose yards (75 rushing/38 receiving) for second consecutive week vs. Detroit (10-2)...Averaged 5.0 yards on 11 rushing attempts vs. Denver (10-9), and caught five passes...Scored on one-yard run for first TD of year vs. Washington (11-21) as he rushed twice for 11 yards, and caught three passes for 29 yards...Rushed for 29 yards and caught two passes for 20 yards in NFC Divisional Playoff Game vs. Minnesota (1-1-89)...Had 10 rushes for 36 yards, including a four-yard TD, and added five receptions for 51 yards at Chicago in NFC Championship Game (1-8-89)...Ran for 23 yards and recorded one reception for 16 yards vs. Cincinnati in Super Bowl XXIII (1-22-89).

1987: His insertion into starting lineup (at L.A. Rams — 11-1) provided catalyst that lifted team to League-leading rushing yardage total (2,237)...Scored on season's first run from scrimmage (nine yards) at L.A. Rams (11-1)...Totaled 31 yards on seven carries, and had three receptions for 38 yards, in Rams' contest...Set then-career highs with six receptions for 60 yards, and caught two

passes for touchdowns vs. Houston (11-8)...Added 57 rushing yards on 12 carries (4.8 average) in that contest...Did not start at Green Bay (12-6) as team opened in two tight end alignment...Had career-long 35-yard run, and five-yard TD reception, against Packers...Had seven rushes for 30 yards, and two receptions for 37 yards, vs. L.A. Rams (12-27)...Rushed once for 12 yards, and caught two passes for 18 yards, in NFC Divisional Playoff Game vs. Minnesota (1-9-88)...Added a tackle on special teams...Only Niners' running back, among regulars, with more reception yards (329) than rushing yards (257)...Had nine special teams stops, and one tackle following an interception.

1986: Aided team as back-up fullback, and on special teams...Replaced injured Roger Craig (hip) in initial start as a pro vs. Indianapolis (10-5)...Had three rushes (seven yards) and three receptions (19 yards) in that game...Had best game with 55 rushing/25 receiving yards vs. N.Y. Jets (12-7), including team's longest run from scrimmage in '86 — 29-yard TD gallop...**TEAM LEADER** with 18 special teams tackles.

CAREER: First of three 49ers' selections in third round of '86 draft (56th overall)...San Francisco also selected Tim McKyer and John Taylor in that round.

COLLEGE: Rushed for 1,425 yards, and averaged better than six yards-per-carry, during four-year career...Caught only five passes during same period...Scored 13 career TDs, the first coming on a pass reception (all other scores by rushing)...All-Big Eight as a senior with 881 yards and eight TDs...Had three runs of 50-or-more yards, including career-long 80-yard scoring burst in '85...Rushed for 381 yards and scored four times as a junior, serving mainly as a blocking back...Saw limited action as a sophomore following redshirted '82 season...Was back-up to former 49er Roger Craig during first season at Nebraska.

PERSONAL: Born Thomas Dean Rathman in Grand Island, NE...Played FB/LB at Grand Island High...Team's 1991 United Way spokesman...He and his wife, Holly, have two daughters, Nicole Christine (10-25-86) and Alexandra Elizabeth (2-10-89)...The family lives in Redwood Shores, a community in Redwood City, CA.

RATHMAN'S PRO STATISTICS

Year	G/S	Rushing					Receiving				
		Att.	Yds.	Avg.	Long	TD	No.	Yds.	Avg.	Long	TD
1986	16/1	33	138	4.2	29	1	13	121	9.3	14	0
1987	12/7	62	257	4.1	35	1	30	329	11.0	29	3
1988	16/16	102	427	4.2	26	2	42	382	9.1	24	0
1989	16/16	79	305	3.9	13	1	73	616	8.4	36	1
1990	16/16	101	318	3.1	22	7	48	327	6.8	28	0
Career	76/56	377	1445	3.8	35	12	206	1775	8.6	29	4
Playoffs											
1986	1/0	3	8	2.7	5	0	0	0	0.0	0	0
1987	1/0	1	12	12.0	12	0	2	18	9.0	13	0
1988	3/1	18	88	4.9	22	1	8	87	10.9	22	0
1989	3/3	28	125	4.5	18	2	13	120	9.2	18	0
1990	2/2	5	10	2.0	6	1	4	16	4.0	12	0
Total	10/6	55	243	4.4	22	4	27	241	8.9	22	0

OTHER STATS: **KICKOFF RETURNS** - 1986 (3 for 66), 1987 (2 for 37), **CAREER** (5 for 103); **POSTSEASON KICKOFF RETURNS** - 1987 (3 for 45), 1989 (1 for 0), **CAREER** (4 for 45); **TACKLES** - 1986 (19), 1987 (6), 1988 (3), 1989 (8), 1990 (5), **CAREER** (41); **POSTSEASON TACKLES** - 1986 (3), 1987 (1), 1988 (2), 1989 (1), 1990 (1), **CAREER** (8); **FUMBLE RECOVERIES** - 1990 (1).

RATHMAN'S PERSONAL NFL BESTS

RUSHES - 16 (vs. Atlanta - 11-12-89)
RUSHING YARDS - 79 (at Seattle - 9-25-88)
LONG RUSH - 35 (at Green Bay - 12-6-87)
TD RUSHES - 2 (twice: vs. Denver - Super Bowl XXIV - 1-28-90 & vs. Pittsburgh - 10-21-90)
RECEPTIONS - 11 (vs. New England - 10-22-89)
RECEIVING YARDS - 103 (vs. New England- 10-22-89)
LONG RECEPTION - 36 (at Dallas - 10-15-89)
KICKOFF RETURNS - 3 (at New England - 12-14-86)
KICKOFF RETURN YARDS - 63 (at New England - 12-14-86)
LONG KICKOFF RETURN - 22 (at New England - 12-14-86)
TOTAL TACKLES - 2 (several times)
SOLO - 2 (several times)
ASSISTS - 2 (vs. Indianapolis - 10-5-86)
FUMBLE RECOVERIES - 1 (at Houston - 10-7-90)



Jerry Rice • 80

WIDE RECEIVER **MISSISSIPPI VALLEY STATE** **7TH YEAR**
HT: 6-2 **WT: 200** **BORN: 10-13-62** **(D-1 IN '85)**

PRO: Continues ascension up NFL's all-time charts with his brutal assault on pro football immortality...Pure talent...Toiling, dedicated craftsman...Absolute desire to constantly make plays that directly effect outcome of game...Prideful competitor...Unmatched for sheer

efficiency during career...At pinnacle of his profession.

1990: *Sports Illustrated's NFL Player-of-the-Year*...**NFL LEADER** in receptions (100) and yardage (1,502)...Came up with key 20-yard reception on game's final drive to set up winning field goal at New Orleans (9-10)...Caught 12-yard TD pass vs. Washington (9-16)...Had team-leading 171 yards receiving vs. Atlanta (9-23)...Also had 35-yard TD reception...Named NFC Offensive Player-of-the-Week for effort against Falcons in Week 3...Had team-leading six catches at Houston (10-7), including six-yard TD reception...Had record-breaking day at Atlanta (10-14) as he set **TEAM RECORD** and tied **NFL RECORD** for most TDs receiving in a game (five)...Established **TEAM RECORDS** for receptions (13), touchdowns (five), and points (30)...Had 225 yards receiving to become 49ers' all-time **TEAM LEADER** with 6,938 yards, surpassing Dwight Clark's 6,750...Named NFC Co-Offensive Player-of-the-Week along with Joe Montana for Week 5...Had 14-yard TD catch vs. Cleveland (10-28) and made key first-down catch on game's final drive to set up game-winning field goal...Had 51-yard catch and scored on season-long 64-yard reception in fourth quarter to break game open at Green Bay (11-4)...Recorded fourth 100-yard receiving game of the season at Dallas (11-11)...Also made leaping one-handed seven-yard TD reception in that game...Caught eight passes for 101 yards, including three receptions for 40 yards on team's overtime drive at Cincinnati (12-9)...Broke four-week drought of non-scoring with a 60-yard TD reception at L.A. Rams (12-17)...Caught at least one pass in each game of campaign and became only the fourth player in NFL history to catch at least 100 passes in a season (Art Monk, Washington - 106 in 1984; Charley Hennigan, Houston - 101 in '64; and Lionel Taylor, Denver - 100 in '60)...Had 14-yard touchdown reception at Minnesota (12-30).

'90 POSTSEASON: Tied John Stallworth's **NFL POSTSEASON RECORD**

for most career touchdown receptions (12) vs. Washington in NFC Divisional Playoff Game (1-12)...Had team-leading five receptions vs. N.Y. Giants in NFC Championship Game (1-20).

1989: NFL LEADER with 1,483 receiving yards...**LEAGUE LEADER** among wide receivers with 17 TD catches...**TEAM LEADER** with 82 receptions and 17 scores...Had most receiving yards (163) and most total yards (180) in League during Week 1...Scored on 58-yard catch-and-run late in fourth quarter of Colts' game (9-10) to provide points for victory...More than 100 receiving yards at Tampa Bay (9-17)...Had 68-yard TD grab and 33-yard fourth-quarter score at Philadelphia (9-24)...Had 60-yard TD catch at New Orleans (10-8)...Scored team's go-ahead points on fourth-quarter eight-yard reception at Dallas (10-15)...Recorded 15th multiple touchdown game (17th including postseason) of career vs. New England (10-22)...Had 45-yard TD catch from Steve Bono at N.Y. Jets (10-29)...Set **TEAM RECORDS** for total TDs (64) and receiving TDs (60) vs. New Orleans (11-6)...Had two receiving TDs vs. Atlanta (11-12)...Back-to-back games of more than 100 receiving yards vs. Green Bay (11-19) and vs. N.Y. Giants (11-27)...Made down-field blocks to spring John Taylor for two long scores at L.A. Rams (12-11)...Caught eight-yard TD vs. Buffalo (12-17)...Added to **TEAM RECORD** with eighth game of more than 100 receiving yards and made 29-yard TD reception vs. Chicago (12-24)...Unanimous selection to NFL "Team of the 1980s"...Scored on 72- and 13-yard catches in NFC Divisional Playoff Game vs. Minnesota (1-6-90)...Led team with 55 receiving yards in NFC Championship Game vs. L.A. Rams (1-14-90)...Set **SUPER BOWL RECORD** with three receiving scores against Denver in Super Bowl XXIV (1-28-90).

1988: TEAM LEADER with 1,306 reception yards...**NFL RECORD** of 13 consecutive games scoring a TD ended at New Orleans (9-4)...Made 78-yard TD catch with :42 remaining at N.Y. Giants (9-11) to provide margin for victory...Tied **TEAM RECORD** for sixth time with three-receiving touchdowns performance at Seattle (9-25)...Established **TEAM RECORD** with 96-yard TD reception, and added 41-yard scoring catch at San Diego (11-27)...Received NFC Offensive Player-of-the-Week award for performance against Chargers...Had incredible three-game playoff tear...Tied **POSTSEASON NFL RECORD**, tied **TEAM RECORD**, and set **POSTSEASON TEAM RECORD** with three receiving TDs in NFC Divisional Playoff Game vs. Minnesota (1-1-89)...Had two more receiving touchdowns in the NFC Championship Game at Chicago (1-8-89)...Named **SUPER BOWL XXIII MVP**, following **SUPER BOWL RECORD** 215 yards on 11 receptions vs Cincinnati (1-22-89)...Scored 49ers' first TD of Super Bowl XXIII on 14-yard reception...His six '88 postseason TDs tied **NFL RECORD** (Larry Csonka - '73, Franco Harris - '74, and John Riggins - '83) for most single season playoff TDs.

1987: NFL's Most Valuable Player - first 49er so honored since QB John Brodie in 1970...Season unparalleled in NFL annals...**NFL LEADER** and **TEAM RECORD** setter with 138 points...Most points ever scored by a wide-out, and most points scored by a non-kicker since Washington Redskins' RB John Riggins chalked up 144 points on an NFL-record 24 TDs...First WR to take scoring crown since Elroy (Crazylegs) Hirsch in '51...More than doubled TD total of nearest non-kicker (Jets' Johnny Hector — 11 TDs)...Set **NFL RECORD** with 22 receiving scores...Shattered previous mark of 18 set by Mark Clayton in '84...Established another **NFL RECORD** by scoring on a pass reception in 13 consecutive games...Also rushed for a score on five-yard reverse vs. Atlanta (12-

20)...Second TD catch (25 yards) at Cincinnati (9-20) tied score with no time remaining...Subsequent extra point won game and launched team to eight-game winning streak...Played Cincinnati contest with severe knee sprain...Had TD scores of 46 and 50 yards vs. New Orleans (11-15)...Tied **TEAM RECORD** three times with three TD receptions against: Tampa Bay (11-22), Cleveland (11-29), and Chicago (12-14)...Exploded through three defenders en route to decisive 57-yard TD at Green Bay (12-6)...**TEAM LEADER** with 1,078 receiving yards...Yardage total was second only to Cardinals' J.T. Smith's 1,117 in NFL...Made three catches for 28 yards in NFC Divisional Playoff Game vs. Minnesota (1-9-88)...Consensus all-pro...Starter for NFC Pro Bowl squad.

1986: *Sports Illustrated's NFL Player-of-the-Year...NFL LEADER*, and set **TEAM RECORDS**, with 1,570 receiving yards and 15 receiving TDs...Third highest single-season receiving yardage total in NFL history...**NFC LEADER** with 86 receptions...His three TDs vs. both the Colts (10-5) and Cardinals (11-9) tied **TEAM RECORD** for TD receptions in a game...Tied **TEAM RECORD** with 12 catches (204 yards) at Washington (11-17)...Set **TEAM RECORDS** for TD receptions (15) and total TDs (16) (which he surpassed in '87)...Had 20 receptions of 20-or-more yards...Rushed for one score (vs. N.Y. Giants, 12-1), and completed a pass for 16 yards (vs. St. Louis, 11-9)...Tied **TEAM RECORD** with six games of 100-or-more yards receiving.

1985: Established **TEAM RECORD** for rookies with 927 receiving yards...UPI NFC Rookie-of-the-Year and NFLPA Offensive Rookie-of-the-Year...*Pro Football Weekly's* all-rookie...**TEAM LEADER** with 18.9 average per catch...Set **TEAM RECORD** with 241 receiving yards (10 catches) vs. L.A. Rams (12-9)...First career TD came on 25-yard snag at Atlanta (10-6).

CAREER: Selected in first round (16th overall) of '85 draft...Third WR taken behind Al Toon (10th — N.Y. Jets) and Eddie Brown (13th — Cincinnati)...Shares **SUPER BOWL RECORDS: MOST TOUCHDOWNS, CAREER** — 4 (Roger Craig and Franco Harris); **MOST POINTS, CAREER** — 24 (Roger Craig and Franco Harris); **MOST POINTS, GAME** — 18 (Roger Craig); **MOST TOUCHDOWNS, GAME** — 3 (Roger Craig)...Has scored 83 TDs in 92 regular season games, 12 scores in 11 postseason contests...Has not missed a game during his six years in League.

COLLEGE: Totaled 4,693 yards and set 18 NCAA Division II records during four-year career...Consensus All-America and had more than 100 receptions each in both junior and senior seasons...Recorded 1,845 yards and scored 28 TDs as a senior in '84...Exceeded 1,000 yards receiving three consecutive years...MVP in Blue-Gray Game...Played in Freedom Bowl All-Star Game.

PERSONAL: Born Jerry Lee Rice in Starkville, MS...Competed in football, basketball, and track at Moor High in Crawford, MS...Scoring leader in most of 49ers' offseason basketball contests...Participated in '90 edition of "Night of 100 Stars" benefit program...Involved with United Negro College Fund...Competed in "Superstars" competition during '90 offseason...He and wife (Jackie) have a daughter, Jaqui Bonet (6-7-87), and are expecting their second child this fall...The family spends time in Mississippi (Crawford) and California (Redwood City) during the offseason.

RICE'S PERSONAL NFL BESTS

RECEPTIONS - 13 (at Atlanta - 9-23-90)

RECEIVING YARDS - 241 (vs. L.A. Rams - 12-9-85)

LONG RECEPTION - 96ft (from Joe Montana at San Diego - 11-27-88)

TD RECEPTIONS - 5 (at Atlanta - 10-14-90)

RUSHES - 2 (several times)

RUSHING YARDS - 29 (at New Orleans - 9-4-88)

LONG RUSH - 29 (at New Orleans - 9-4-88)

TD RUSHES - 1 (several times)

KICKOFF RETURNS - 1 (vs. New Orleans - 9-29-85)

KICKOFF RETURN YARDS - 6 (vs. New Orleans - 9-29-85)

PASSES - 1 (several times)

COMPLETIONS - 1 (twice: vs. St. Louis - 11-9-86 & at Atlanta - 12-4-88)

PASSING YARDS - 16 (vs. St. Louis - 11-9-86)

LONG PASS - 16 (vs. St. Louis - 11-9-86)

TOTAL TACKLES - 1 (several times)

SOLO - 1 (several times)

RICE'S 100-YARD RECEIVING GAMES — (32) — **241** (vs. L.A. Rams - 12-9-85), **225** (at Atlanta - 10-14-90), **204** (at Washington - 11-17-86), **187** (at Green Bay - 11-4-90), **172** (vs. Indianapolis - 10-5-86), **171** (at San Diego - 11-27-88), **171** (vs. Atlanta - 9-23-90), **164** (at Philadelphia - 9-24-89), **163** (vs. Atlanta - 9-18-88), **163** (at Seattle - 9-25-88), **163** (at Indianapolis - 9-10-89), **157** (at L.A. Rams - 9-14-86), **156** (vs. St. Louis - 11-9-86), **149** (at New Orleans 10-8-89), **147** (at Dallas - 11-11-90), **144** (vs. Minnesota - 10-12-86), **126** (vs. Cleveland - 11-29-87), **122** (at Tampa Bay - 9-17-89), **120** (vs. New Orleans - 9-21-86), **118** (at Minnesota - 12-30-90), **117** (vs. N.Y. Giants - 11-27-89), **112** (vs. New England - 10-22-89), **111** (vs. Dallas - 12-22-85), **109** (at N.Y. Giants 9-11-88), **108** (vs. New Orleans - 11-15-87), **106** (at Pittsburgh - 9-13-87), **106** (Green Bay - 11-19-89), **105** (vs. Washington - 11-21-88), **104** (at L.A. Rams - 12-17-90), **103** (at Tampa Bay - 11-22-87), **101** (vs. Chicago - 12-24-89), and **101** (at Cincinnati - 12-9-90).

RICE'S 100-YARD POSTSEASON RECEIVING GAMES — (4) — **215** (vs. Cincinnati - Super Bowl XXIII - 1-22-89), **148** (vs. Denver - Super Bowl XXIV - 1-28-90), **133** (at Chicago - 1-8-89), and **114** (vs. Minnesota - 1-6-90).

RICE'S PRO STATISTICS

Year	G/S	Receiving					Rushing				
		No.	Yds.	Avg.	Long	TD	Att.	Yds.	Avg.	Long	TD
1985	16/4	49	927	18.9	66t	3	6	26	4.3	15t	1
1986	16/15	86	1570	18.3	66t	15	10	72	7.2	18	1
1987	12/12	65	1078	16.6	57t	22	8	51	6.4	17	1
1988	16/16	64	1306	20.4	96t	9	13	107	8.2	29	1
1989	16/16	82	1483	18.1	68t	17	5	33	6.6	17	0
1990	16/16	100	1502	15.0	64t	13	2	0	0.0	0	0
Career	92/79	446	7866	17.6	96t	79	44	289	6.6	29	4
Playoffs											
1985	1/1	4	45	11.3	20	0	0	0	0.0	0	0
1986	1/1	3	48	16.0	24	0	0	0	0.0	0	0
1987	1/1	3	28	9.3	13	0	0	0	0.0	0	0
1988	3/3	21	409	19.4	61t	6	3	29	9.6	21	0
1989	3/3	19	317	16.7	72t	5	0	0	0.0	0	0
1990	2/2	11	122	11.1	19	1	0	0	0.0	0	0
Total	11/11	61	969	15.9	61t	12	3	29	9.6	21	0

OTHER STATS: **PASSING** - 1985 (0 for 1), 1986 (1 for 2, 16 yards), 1988 (1 for 3, 14 yards), **CAREER** (2 for 6, 30 yards); **KICKOFF RETURNS** - 1985 (1 for 6 yards); **TACKLES** - 1985 (1), 1986 (2), 1987 (2), 1988 (1), 1990 (5), **CAREER** (11); **POSTSEASON TACKLES** - 1985 (1), 1988 (1), **CAREER** (2).

RICE'S NFL HONORS: All-Rookie - 1985; NFC Rookie-of-the-Year - 1985; NFC Offensive Rookie-of-the-Year - 1985; All-NFC - 1986-90; Pro Bowl - 1987-91; All-Pro - 1986-90; *Sports Illustrated's* Player-of-the-Year - 1986-87, 1990; NFL Player-of-the-Year - 1987, 1990; *The Sporting News* - NFL Player-of-the-Year - 1987, 1990; Len Eshmont Award - 1987; Super Bowl XXIII MVP - 1989; Silver Anniversary Super Bowl Team - 1990.

RICE'S 1985 GAME-BY-GAME RECEIVING

Date	Opponent	No.	Yds.	Avg.	Long	TD
9-7	at Minnesota	4	67	16.8	23	0
9-15	vs. Atlanta	2	35	17.5	20	0
9-22	at L.A. Raiders	3	94	31.3	38	0
9-29	vs. New Orleans	0	0	0.0	0	0

10-6	at Atlanta	3	42	14.0	25t	1
10-13	vs. Chicago	3	37	12.3	17	0
10-20	at Detroit	1	3	3.0	3	0
10-27	at L.A. Rams	2	17	8.5	9	0
11-3	vs. Philadelphia	3	70	23.3	41	1
11-11	at Denver	4	67	16.8	33	0
11-17	vs. Kansas City	1	19	19.0	19	0
11-25	vs. Seattle	2	42	21.0	28	0
12-1	at Washington	0	0	0.0	0	0
12-9	vs. L.A. Rams	10	241*	24.1	66t	1
12-15	at New Orleans	4	82	20.5	42	0
12-22	vs. Dallas	7	111	15.9	31	0

RICE'S 1985 POSTSEASON GAME-BY-GAME

12-29	at N.Y. Giants	4	45	11.3	20	0
-------	----------------	---	----	------	----	---

* Team record

RICE'S 1986 GAME-BY-GAME RECEIVING

Date	Opponent	No.	Yds.	Avg.	Long	TD
9-7	at Tampa Bay	5	54	10.8	14	0
9-14	at L.A. Rams	6	157	26.1	66t	1
9-21	vs. New Orleans	7	120	17.1	26	0
9-28	at Miami	3	76	25.3	50t	2
10-5	vs. Indianapolis	6	172	28.6	58t	3+
10-12	vs. Minnesota	7	144	20.5	59	2
10-19	at Atlanta	3	58	19.3	27	0
10-26	at Green Bay	4	49	12.2	16	1
11-2	at New Orleans	4	44	11.0	21	0
11-9	vs. St. Louis	4	156	39.0	45t	3+
11-17	at Washington	12+	204	17.0	39	0
11-23	vs. Atlanta	4	47	11.7	17	1
12-1	vs. N.Y. Giants	9	86	9.5	15	1
12-7	vs. N.Y. Jets	5	97	19.4	42	0
12-14	at New England	4	35	8.7	22	0
12-19	vs. L.A. Rams	3	71	23.6	44t	1

RICE'S 1986 POSTSEASON GAME-BY-GAME

1-4	at N.Y. Giants	3	48	16.0	24	0
-----	----------------	---	----	------	----	---

+ Ties team record

RICE'S 1987 GAME-BY-GAME RECEIVING

Date	Opponent	No.	Yds.	Avg.	Long	TD
9-13	at Pittsburgh	8	106	13.2	32	1
9-20	at Cincinnati	4	86	21.5	34t	2
10-25	at New Orleans	6	89	14.8	39	1
11-1	at L.A. Rams	3	70	23.3	51t	1
11-8	vs. Houston	7	77	11.0	21	1
11-15	vs. New Orleans	4	108	27.0	50t	2
11-22	at Tampa Bay	7	103	14.7	42t	3+
11-29	vs. Cleveland	7	126	18.0	30t	3+
12-6	at Green Bay	4	90	22.5	57t	1
12-14	vs. Chicago	8	75	9.3	17	3+
12-20	vs. Atlanta	4	58	14.5	27	2
12-27	vs. L.A. Rams	3	90	30.0	50t	2

RICE'S 1987 POSTSEASON GAME-BY-GAME

1-9	vs. Minnesota	3	28	9.3	13	0
-----	---------------	---	----	-----	----	---

+ Ties team record

RICE'S 1988 GAME-BY-GAME RECEIVING

Date	Opponent	No.	Yds.	Avg.	Long	TD
9-4	at New Orleans	2	41	20.5	29	0
9-11	at N.Y. Giants	4	109	27.2	78t	1
9-18	vs. Atlanta	8	163	20.3	37	0
9-25	at Seattle	6	163	27.2	69t	3+
10-2	vs. Detroit	2	35	17.5	32	0
10-9	vs. Denver	3	78	26.0	33	0
10-16	at L.A. Rams	4	65	16.2	38	0
10-24	at Chicago	4	86	21.5	45	1
10-30	vs. Minnesota	1	22	22.0	22	0
11-6	at Phoenix	3	37	12.3	19	0
11-13	vs. L.A. Raiders	5	61	12.2	28	0
11-21	vs. Washington	3	105	35.0	80t	1
11-27	at San Diego	6	171	28.5	96t*	2
12-4	at Atlanta	5	63	12.6	20	1
12-11	vs. New Orleans	6	78	13.0	18	0
12-18	vs. L.A. Rams	2	29	14.5	20	0

RICE'S 1988 POSTSEASON GAME-BY-GAME

1-1	vs. Minnesota	5	61	12.2	28	3 +%P
1-8	at Chicago	5	133	26.6	61t	2
1-22	Cincinnati (SB XXIII)	11	215 NS	19.5	44	1

+ Ties team record

% Ties NFL postseason record

* Team record

N NFL postseason record

P Team postseason record

S Super Bowl record

RICE'S 1989 GAME-BY-GAME RECEIVING

Date	Opponent	No.	Yds.	Avg.	Long	TD
9-10	at Indianapolis	6	163	27.2	58t	1
9-17	at Tampa Bay	8	122	15.2	40	1
9-24	at Philadelphia	6	164	27.3	68t	2
10-1	vs. L.A. Rams	2	36	18.0	18	0
10-8	at New Orleans	7	149	21.2	60t	1
10-15	at Dallas	2	28	14.0	20	1
10-22	vs. New England	6	112	18.6	50t	2
10-29	at N.Y. Jets	5	95	19.0	45t	1
11-6	vs. New Orleans	6	93	15.5	32t	2
11-12	vs. Atlanta	3	81	27.0	39t	2
11-19	vs. Green Bay	9	106	11.8	20	1
11-27	vs. N.Y. Giants	7	117	16.7	37	1
12-3	at Atlanta	3	32	10.6	18	0
12-11	at L.A. Rams	5	38	7.6	13	0
12-17	vs. Buffalo	4	46	15.3	29	1
12-24	vs. Chicago	4	101	25.2	45	1

RICE'S 1989 POSTSEASON GAME-BY-GAME

1-6	vs. Minnesota	6	114	19.0	72t	2
1-14	vs. L.A. Rams	6	55	9.2	19	0

1-28 Denver (SB XXIV) 7 148 21.1 38t 3S
S Super Bowl record

RICE'S 1990 GAME-BY-GAME

Date	Opponent	No.	Yds.	Avg.	Long	TD
9-10	at New Orleans	2	26	13.0	20	0
9-16	vs. Washington	6	74	12.2	30	1
9-23	vs. Atlanta	8	171	21.3	42	1
10-7	at Houston	6	78	13.0	19	1
10-14	at Atlanta	13*	225	17.3	29	5@
10-21	vs. Pittsburgh	3	31	10.1	19	0
10-28	vs. Cleveland	6	67	10.7	15	1
11-4	at Green Bay	6	187	31.1	64t	1
11-11	at Dallas	12	147	12.2	37	1
11-18	vs. Tampa Bay	4	46	11.5	17	0
11-25	vs. L.A. Rams	7	72	10.2	21	0
12-3	vs. N.Y. Giants	1	13	13.0	13	0
12-9	at Cincinnati	8	101	12.6	29	0
12-17	at L.A. Rams	5	104	20.8	60t	1
12-23	vs. New Orleans	4	42	10.5	18	0
12-30	at Minnesota	9	118	13.1	22	1

RICE'S 1990 POSTSEASON GAME-BY-GAME

1-12	vs. Washington	6	68	6.8	15	1
1-20	vs. N.Y. Giants	5	54	10.4	19	0

* Team record

@ Ties NFL record



Larry Roberts • 91

DEFENSIVE END ALABAMA 6TH YEAR
HT: 6-3 WT: 275 BORN: 6-2-63 (D-2 IN '86)

PRO: Cagey, strong, versatile performer...Skilled defender against run and pass.

1990: Placed on injured reserve Sept. 7, due to left shoulder injury...Activated off I.R. Oct. 25...Replaced NT Fred Smerlas (back) on active roster...Recorded one

tackle in limited play vs. Cleveland (10-28)...Had one sack for seven yards at Green Bay (11-4)...On inactive list at Dallas (11-11), vs. Tampa Bay (11-18), and vs. L.A. Rams (11-25) due to left shoulder injury sustained at Green Bay (11-4)...Returned to action vs. N.Y. Giants (12-3)...Used sparingly at Cincinnati (12-9)...Credited with one tackle at L.A. Rams (12-17).

'90 POSTSEASON: Had one tackle vs. Washington in NFC Divisional Playoff Game (1-12)...Credited with two tackles vs. N.Y. Giants in NFC Championship Game (1-20).

1989: Did not report to camp until Aug. 28, due to contractual hold-out...Subbed on defensive line at Indianapolis (9-10) and had four tackles...Started at left end at New Orleans (10-8)...Played entire game with injured right shoulder...On inactive list due to right shoulder and left knee injuries Week 6...Recorded nine-yard sack in limited duty vs. New England (10-22)...Recorded two sacks, while still recovering from left knee injury, at N.Y. Jets

(10-29)...Started at right end for injured Kevin Fagan (neck) vs. Green Bay (11-19)...Had one tackle and shared sack with Daniel Stubbs vs. N.Y. Giants (11-27)...Recorded three tackles as a sub in NFC Divisional Playoff Game vs. Minnesota (1-6-90)...Credited with sack in NFC Championship Game vs. L.A. Rams (1-14-90)...Had 12-yard sack against Denver in Super Bowl XXIV (1-28-90).

1988: Totaled six sacks for season...Had two tackles, including an eight-yard sack that resulted in a fumble, at New Orleans (9-4)...Added a sack at N.Y. Giants (9-11)...Had then-career highs with seven tackles, including four solo stops, vs. Atlanta (9-18)...Bettered that with team-leading 10 stops at Chicago (10-30)...Career high two and one half-sacks at Phoenix (11-13) and vs. Minnesota in NFC Divisional Playoff Game (1-1-89)...Made two tackles and knocked down a pass at the line of scrimmage at Chicago in NFC Championship Game (1-8-89)...Made three solo tackles vs. Cincinnati in Super Bowl XXIII (1-22-89).

1987: Did not play in opener due to right knee injury sustained during training camp...Started at Cincinnati (9-20) and at New Orleans (10-25) when team opened with four down-linemen...Had four tackles, including a sack, at L.A. Rams (11-1)...Recorded 23-yard sack vs. Chicago (12-14)...Credited with two tackles and knocked down a pass at line of scrimmage vs. Atlanta (12-20).

1986: Arrived at training camp nearly three weeks late due to contractual holdout...Earned first professional start vs. New Orleans (9-21)...First sack of career at Atlanta (10-19)...Had 'hit-of-the-year' with monstrous belting of Cardinals' running back "Stump" Mitchell...Had two sacks and three total tackles vs. N.Y. Jets (12-7).

CAREER: Selected in the second round (39th overall) of '86 draft on San Francisco's first pick...Niners traded down four times prior to finally making Roberts their initial choice.

COLLEGE: Recorded 77 total tackles in three years...Played TE as a freshman...Part-time starter from 1983-85...Usually played in passing situations...Had just four tackles in '83...Upped that total to 25 as a junior in '84, including three sacks (14 yards)...Had 48 total stops and three sacks (25 yards) as a senior in '85...Recorded career-high 10 tackles and one sack (seven yards) that year vs. Texas A&M...Played in Senior Bowl.

PERSONAL: Born Larry Roberts in Dothan, AL...Played football at Dothan Northview High...Voted Player-of-the-Year playing both TE and DE as a senior...Single, lives in Redwood City, CA.

ROBERTS' PRO STATISTICS

Year	G/S	Tot.	Tackles		Ast.	Sacks No./Yds	Interceptions No./Yds	Fumbles Rec./Yds
			Solo					
1986	16/2	28	19		9	5.5/49.5	0/0	1/0
1987	11/2	19	10		9	2/32	0/0	0/0
1988	16/16	53	36		17	6/49	0/0	0/0
1989	15/5	23	20		3	3.5/23.5	0/0	1/0
1990	6/0	3	3		0	1/7	0/0	0/0
Career	65/25	126	88		38	18/162	0/0	2/0
Playoffs								
1986	1/0	1	1		0	0/0	0/0	0/0
1987	1/0	1	0		1	0/0	0/0	0/0
1988	3/3	8	7		1	2.5/17.5	0/0	0/0

1989	3/0	6	6	0	2/23	0/0	0/0
1990	2/0	3	3	0	0/0	0/0	0/0
Total	10/3	19	17	2	4.5/40.5	0/0	0/0

OTHER STATS: FORCED FUMBLES - 1986 (1), 1988 (2), 1989 (1), **CAREER** (4); **PASSES DEFENSED** - 1986 (1), 1987 (1), 1988 (1), 1990 (1), **CAREER** (4); **POSTSEASON PASSES DEFENSED** - 1988 (1), 1989 (1), **CAREER** (2).

ROBERTS' PERSONAL NFL BESTS

TACKLES - 10 (at Chicago - 10-24-88)

SOLO - 8 (at Chicago - 10-24-88)

ASSISTS - 4 (vs. New Orleans - 12-11-88)

SACKS - 2.5 (twice: at Phoenix - 11-6-88 & vs. Minnesota - 1-1-89)

YARDS - 23 (vs. Chicago - 12-14-87)

PASSES DEFENSED - 1 (several times)

FORCED FUMBLES - 1 (several times)

FUMBLE RECOVERIES - 1 (twice: vs. Minnesota - 10-12-86 and vs. N.Y. Giants - 11-27-89)



Jeroy Robinson • 57

LINEBACKER **TEXAS A&M** **2ND YEAR**
HT: 6-1 **WT: 241** **BORN: 6-6-68** **(FA IN '91)**

PRO: Strong, aggressive player...Awesome physical specimen...Signed by Niners as Plan B free agent from Phoenix in '91.

1990: Played three games with Denver Broncos before being released...Signed by Phoenix Sept. 27...Appeared in three games with Cardinals before suffering a season-ending right knee injury at N.Y. Giants (10-21)...Placed on injured reserve Oct. 24...Credited with three special teams tackles with Cardinals.

CAREER: Drafted in fourth round (82nd overall) of 1990 draft by Denver...First player chosen in that round.

COLLEGE: All-America honorable mention and All-Southwest Conference as a senior...Moved to ILB that year and recorded 53 tackles, one and one half sacks, two fumble recoveries, and eight stops behind the line of scrimmage...Played in Hula Bowl...Majored in physical education.

PERSONAL: Born Jeroy Robinson in Houston, TX...Attended Bryan (TX) High...Competed in football and track...Class 5A all-state as senior...Was two-time All-Brazos Valley...District 15-5A pick his junior and senior years...Recorded 87 tackles as a senior, including eight sacks and 15 tackles for losses...Single.

ROBINSON'S PRO STATISTICS

Year	G/S	Tot.	Tackles		Sacks No./Yds.	Interceptions No./Yds.	Fumbles Rec./Yds./TD
			Solo	Ast.			
1990	6/0	3	1	2	0/0	0/0	0/0/0

Bill Romanowski • 53

LINEBACKER

BOSTON COLLEGE

4TH YEAR

HT: 6-4

WT: 231

BORN: 4-2-66

(D-3 IN '88)

PRO: Athletic, youthful talent...Broke into starting lineup in '90...Diligent worker...High effort level...Versatility is asset for entire defensive unit.

1990: TEAM LEADER in tackles with 79...Recorded five tackles at New Orleans (9-10)...Had three assisted tackles vs. Washington (9-16)...Credited with six tackles, including a special teams stop and an assist, vs. Atlanta (9-23)...Registered two tackles at Houston (10-7)...Had team-leading eight tackles and a pass defended at Atlanta (10-14)...Credited with three stops vs. Pittsburgh (10-21)...Had four tackles and a pass defended vs. Cleveland (10-28)...Tied with Charles Haley for team lead in tackles (nine) at Green Bay (11-4)...Also had one sack for five yards...Shared team-high honors in tackles (four) at Dallas (11-11)...Credited with five stops vs. L.A. Rams (11-25)...Had six tackles, including key third-and-goal stop that forced a field goal attempt, vs. N.Y. Giants (12-3)...Credited with three tackles at Cincinnati (12-9)...Had team-high eight tackles at L.A. Rams (12-17)...Recorded three solo tackles and a special teams stop vs. New Orleans (12-23)...Credited with two tackles at Minnesota (12-30).

'90 POSTSEASON: Made four tackles vs. Washington in NFC Divisional Playoff Game (1-12)...Had team-leading eight tackles vs. N.Y. Giants in NFC Championship Game (1-20).

1989: Made two tackles and forced a fumble at Philadelphia (9-24)...Recorded personal bests with eight total tackles and two fumble recoveries at N.Y. Jets (10-29)...Made five total tackles, including three on special teams, in starting role vs. New Orleans (11-6)...Started for injured Keena Turner (L calf) Weeks 9-10...Recorded four tackles vs. Green Bay (11-19) and four tackles, including seven-yard sack, vs. N.Y. Giants (11-27)...Made seven tackles, an interception, and a pass defended, while starting for injured Turner (calf) vs. Buffalo (12-17)...Recorded six solo tackles in starting role vs. Chicago (12-24)...Subbed at linebacker in all three postseason games...Recorded six tackles in NFC Divisional Playoff Game vs. Minnesota (1-6-90)...Made one stop in NFC Championship Game vs. L.A. Rams (1-14-90)...Had five tackles against Denver in Super Bowl XXIV (1-28-90)...**POSTSEASON TEAM LEADER** with six special teams stops.

1988: Started in initial game of his NFL career at New Orleans (9-4) and had six tackles and earned game ball against Saints...Recorded seven tackles at N.Y. Giants (9-11)...First non-start came at Seattle (9-25)...Replaced Keena Turner (pinched nerve) after Raiders' first play from scrimmage (11-13) and finished with four tackles against them...Started vs. Washington (11-21) and had six tackles, two forced fumbles, and had a fumble recovery...Subbed at right outside linebacker and played on special teams throughout playoffs, finishing with four tackles...Deflected, then intercepted a "Boomer" Esiason pass vs. Cincinnati in Super Bowl XXIII (1-22-89).

CAREER: Selected with 80th pick overall of '88 draft...Third consecutive defensive player taken with San Francisco's first three choices (DE Daniel Stubbs —33rd and DE/DT Pierce Holt — 39th).



COLLEGE: Among finalists for 1987 Butkus Award given annually to top linebacker in college ranks...Led team as a senior with 156 tackles...Defensive MVP of '85 Cotton Bowl with 13 total tackles...All-East and All-ECAC...Had at least seven tackles in every game as a junior in '86, and intercepted four passes for 44 yards...Team leader with 150 tackles as a sophomore in '85...Made *Football News*' All-Sophomore team...General management major.

PERSONAL: Born William Thomas Romanowski in Vernon, CT...Besides playing football, lettered twice in basketball and was a standout on the baseball squad at Vernon Rockville (CT) High.....Single, lives in Milpitas, CA.

ROMANOWSKI'S PRO STATISTICS

Year	G/S	Tot.	Tackles		Sacks	Interceptions	Fumbles
			Solo	Ast.	No./Yds.	No./Yds	Rec./Yds
1988	16/8	53	38	15	0/0	0/0	1/0
1989	16/4	53	47	6	1/7	1/13	2/0
1990	16/16	79	68	11	1/5	0/0	0/0
Career	48/28	185	153	32	2/12	1/13	3/0
Playoffs							
1988	3/0	4	4	0	0/0	1/0	0/0
1989	3/0	12	10	2	0/0	0/0	0/0
1990	2/2	12	11	1	0/0	0/0	0/0
Total	6/0	16	14	2	0/0	1/0	0/0

OTHER STATS: **PASSES DEFENSED** - 1988 (1), 1989 (2), 1990 (1), **CAREER** (4); **POSTSEASON PASSES DEFENSED** - 1988 (1), 1990 (1), **CAREER** (2); **FORCED FUMBLES** - 1988 (3), 1989 (1), **CAREER** (4); **PUNT RETURNS** - 1989 (1 for 0 yards).

ROMANOWSKI'S NFL HONORS: All-Rookie - 1988.

ROMANOWSKI'S PERSONAL NFL BESTS

TOTAL TACKLES - 9 (at Green Bay - 11-4-90)

SOLO - 8 (several times)

ASSISTS - 3 (twice: vs. L.A. Raiders - 11-13-88 & vs. Washington - 9-16-90)

PASSES DEFENSED - 1 (several times)

INTERCEPTIONS - 1 (twice: vs. Cincinnati - SB XXIII - 1-22-89 & vs. Buffalo - 12-17-89)

INTERCEPTION RETURN YARDS - 13 (vs. Buffalo - 12-17-89)

LONG INTERCEPTION RETURN - 13 (vs. Buffalo - 12-17-89)

FORCED FUMBLES - 2 (vs. Washington - 11-21-88)

FUMBLE RECOVERIES - 2 (at N.Y. Jets - 10-29-89)

SACKS - 1 (twice: vs. N.Y. Giants - 11-27-89 & at Green Bay - 11-4-90)

YARDS - 7 (vs. N.Y. Giants - 11-27-89)



Jesse Sapolu • 61

GUARD-CENTER

HT: 6-4

WT: 260

HAWAII

BORN: 3-10-61

6TH YEAR

(D-11 IN '83)

PRO: Proven, veteran interior lineman...Can play either center or guard...Hub of team's offensive front wall.

1990: Started all games at center...Replaced in the fourth quarter by Chuck Thomas vs. Pittsburgh (10-21), at Dallas (11-11), and vs. Tampa Bay (11-25).

'90 POSTSEASON: Started at center in both playoff games.

1989: Switched from left guard to center at beginning of camp...Started all games at center...Also played left guard Weeks 15-16 at times when Chuck

Thomas moved into center spot and Guy McIntyre moved from left guard to right guard.....Started at center in all three postseason games.

1988: Played first two games at left guard...Spelled in fourth quarter vs. Atlanta (9-18), at Seattle (9-25), and vs. Detroit (10-2) by Jeff Bregel...Started all three postseason games at left guard.

1987: Able to complete first full injury-free season since rookie campaign in '83...Subbed at guard and center early in the season...Replaced injured Guy McIntyre (R foot) at left guard during second half at New Orleans (10-25)...Took over starting left guard spot the following week at L.A. Rams (11-1)...Remained in starting lineup for remainder of the year

1986: Was experiencing outstanding training camp prior to breaking left leg, July 29...Placed on injured reserve that same day...Spent entire season on I.R.

1985: Re-fractured right foot (for third time in two years) during summer training camp...Spent entire season on I.R.

1984: Fractured right foot working out prior to start of training camp...Stayed on "physically unable to perform" (P.U.P.) list for first 10 games...Activated for contest at Cleveland (11-11)...Re-fractured right foot the following week in practice...Placed on I.R. for remainder of year.

CAREER: Selected in 11th round (289th overall) of '83 draft...Played in all regular and postseason contests as a rookie...Started at right guard vs. Miami (11-6-83), as Randy Cross moved to center, replacing injured Fred Quillan (L knee).

COLLEGE: Started three years at guard before moving to center as a senior...Freshman All-America in '79...Was only sophomore selected All-WAC in 1980...Also honorable mention All-America in '80...All-WAC in 1981 and honorable mention All-WAC in '82...Hawaii's Co-MVP and team tri-captain as a senior...Played in the Hula and Japan Bowls.

PERSONAL: Born Manase Jesse Sapolu in Apia, Western Samoa...Played football at Honolulu (HI) Farrington High, where he served as team captain and won all-state honors...Lettered in track, basketball, and wrestling...He and his wife, Melanie Ann, have a daughter, Lila Kawailehua (1-19-84); and two sons, Luke Kazarian (7-6-86) and London Jesse (5-19-89)...They live in Moreno Valley, CA, near Riverside, during the offseason.

SAPOLU'S PRO STATS: REGULAR SEASON GAMES/STARTS - 1983 (16/1), 1984 (1/0), 1985 (0/0), 1986 (0/0), 1987 (12/9), 1988 (16/16), 1989 (16/16), 1990 (16/16), CAREER (77/58); POSTSEASON GAMES/STARTS - 1983 (2/0), 1984 (0/0), 1985 (0/0), 1986 (0/0), 1987 (1/1), 1988 (3/3), 1989 (3/3), 1990 (2/2), CAREER (11/9); TACKLES - 1987 (4), 1988 (1), CAREER (5).

Mike Sherrard • 88

WIDE RECEIVER

UCLA

3RD YEAR

HT: 6-2

WT: 187

BORN: 6-21-63

(FA IN '89)

PRO: Has displayed remarkable determination and resilience during career impaired by injuries...Gifted, athletic talent...Fluid, long-striding wide-out...Unique pass-catching technique.

1990: Had two receptions for 12 yards at New Orleans (9-10) and vs. Washington (9-16)...Made first start as a 49er replacing John Taylor (back) vs. Atlanta (9-23) and finished with four receptions for 75



yards...Had no stats at Houston (10-7)...Had first regular-season TD reception (since Nov. 16, 1986) at Atlanta (10-14) on 43-yard toss from Joe Montana...Finished game with four catches for 97 yards...Had three catches for 26 yards, including a five-yard TD reception (second consecutive week with a TD), and had a tackle following an interception vs. Pittsburgh (10-21)...Had two catches for 42 yards (including key third-down catch for 35 yards to keep game's final drive alive) vs. Cleveland (10-28), but suffered broken right fibula on that play...49ers kicked winning field goal two plays later...Placed on I.R. Oct. 29.

'90 POSTSEASON: Activated off I.R. Jan. 11...Caught three passes for 16 yards, including a TD, vs. Washington in the NFC Divisional Playoff Game (1-12)...Caught two passes for five yards vs. N.Y. Giants in NFC Championship Game (1-20).

1989: Signed as Plan B free agent from Dallas...Placed on "physically unable to perform" (P.U.P.) list July 20, due to leg injury...Remained on P.U.P. until Jan. 5...Played in four-wide receiver alignment in NFC Divisional Playoff Game vs. Minnesota (1-6-90)...Made two catches for 21 yards in NFC Championship Game vs. L.A. Rams (1-14-90)...Caught 13-yard pass against Denver in Super Bowl XXIV (1-28-90).

CAREER: Selected in first round (18th overall) of '86 draft by Dallas...Cowboys' **TEAM LEADER** in '86 with five TD receptions...His 41 receptions were most by Cowboys rookie since Bob Hayes caught 46 in 1965 (Hayes also later played for 49ers)...Suffered compound fracture of both bones in right leg during '87 training camp...Did not play entire '87 season...Re-fractured leg while jogging on beach in March '88...Injury kept him out of action for entire '88 campaign.

COLLEGE: Began career at UCLA as a walk-on freshman...By conclusion of senior season had established school records for receptions (124) and receiving yards (1,937) in a career, and holds school mark for catches in a single season (48 in '83)...Played in Hula Bowl.

PERSONAL: Born Michael Watson Sherrard in Oakland, CA, but raised in Chico (CA)...Lettered in football, basketball, baseball, and track at Chico High...Mother (Cherie) ran 100-meter hurdles in 1964 Olympic Games...Cousin is Darrell Green, cornerback for Washington Redskins...Sponsored football camp in Chico during '90 offseason...Single, lives in Foster City, CA.

SHERRARD'S PRO STATISTICS

Receiving Year	G/S	Rushing									
		No.	Yds.	Avg.	Long	TD	Att.	Yds.	Avg.	Long	TD
(Dallas)											
1986	16/4	41	744	18.2	68t	5	2	11	5.5	8	0
1987	0/0					— Did Not Play —					
1988	0/0					— Did Not Play —					
(San Francisco)											
1989	0/0					— Did Not Play —					
1990	7/2	17	264	15.5	43	2	0	0	0.0	0	0
Career	23/6	58	1008	17.4	68t	7	2	11	5.5	8	0
Playoffs											
1989	3/0	3	34	11.3	15	0	0	0	0.0	0	0
1990	2/0	5	24	4.8	11	1	0	0	0.0	0	0
Total	5/0	8	58	7.3	15	1	0	0	0.0	0	0

SHERRARD'S PERSONAL NFL BESTS**RECEPTIONS** - 5 (twice: vs. St. Louis - 10-26-86 & at L.A. Rams - 12-7-86)**RECEIVING YARDS** - 115 (at San Diego - 11-16-86)**LONG RECEPTION** - 68 (at San Diego - 11-16-86)**LONG TD RECEPTION** - 68 (at San Diego - 11-16-86)**TD RECEPTIONS** - 1 (several times)**Ricky Siglar • 63**

TACKLE	SAN JOSE STATE	2ND YEAR
HT: 6-7	WT: 296	BORN: 6-14-66
		(FA IN '89)

PRO: Huge, nimble player...Should challenge for additional playing time with more experience.

1990: Dressed, but did not play, at New Orleans (9-10)...Recorded tackle following Charles Haley's blocked field goal vs. Washington (9-16)...Played on special teams and replaced Guy McIntyre at left guard late in contest vs. Pittsburgh (10-21), at Dallas (11-11), and vs. Tampa Bay (11-18).

'90 POSTSEASON: Played on special teams in both playoff games.

1989: Signed to team's developmental squad (9-20) for remainder of year.

COLLEGE: Two-year letterman at San Jose State (1986-87) following transfer from Arizona Western JC, where he played during 1984-85 seasons...Worked in the Santa Clara County Juvenile Probation Dept. in 1988.

PERSONAL: Born Ricky Allan Siglar in Albuquerque, NM...Played football at Manzano High...Single, lives in San Jose, CA.

SIGLAR'S PRO STATS: **REGULAR SEASON GAMES/STARTS** - 1990 (16/0), **POSTSEASON GAMES/STARTS** - 1990 (2/0), **TACKLES** - 1990 (1).

**Harry Sydney • 24**

RUNNING BACK	KANSAS	5TH YEAR
HT: 6-0	WT: 217	BORN: 6-26-59
		(FA IN '87)

PRO: Underexposed weapon in team's offensive arsenal...Possesses multitude of talents...Determined, clever runner and willing blocker...Able receiver...Emergency quarterback...Strengthens value with special teams contributions.

1990: Played on special teams at New Orleans (9-10)...Recorded two special teams tackles vs. Washington (9-16)...Registered one tackle, while playing from scrimmage and on special teams vs. Atlanta (9-23)...Had special teams tackle and two carries for six yards at Atlanta (10-14)...Rushed seven times for then-NFL career-best 31 yards vs. Pittsburgh (10-21)...Played from scrimmage and on special teams vs. Cleveland (10-28)...Returned one kickoff 14 yards, recorded special teams tackle, and had another stop following an interception...Caught one pass for 19 yards and had kickoff return for 19 yards at Green Bay (11-4)...Rushed six times for 15 yards and had three catches for 37 yards at Dallas (11-11)...Rushed for NFL career-high 43 yards on seven carries and scored first NFL TD on one yard run late in contest vs. Tampa Bay (11-18)...Caught two



passes, including career-long 23-yard TD, vs. L.A. Rams (11-25)...Rushed three times for 20 yards and had one reception for 11 yards vs. N.Y. Giants (12-3)...Made one special teams tackle, rushed six times for 36 yards, and scored TD at Cincinnati (12-9)...Had one reception for nine yards at L.A. Rams (12-17) before suffering concussion in second quarter — returned for one play before sitting out rest of game...Rushed two times for nine yards and had one special teams tackle vs. New Orleans (12-23)...Caught one pass for nine yards, while playing from scrimmage and on special teams, at Minnesota (12-30).

'90 POSTSEASON: Threw option pass to Brent Jones for 28 yards vs. Washington in NFC Divisional Playoff Game (1-12)...Had three special teams tackles, rushed seven times for 19 yards, and caught four passes for 10 yards in that game...Played from scrimmage and on special teams vs. N.Y. Giants in NFC Championship Game (1-20).

1989: Had two special teams tackles, one carry for three yards, and one reception for 11 yards in opener at Indianapolis (9-10)...Played extensively in team's "spread" offense during fourth quarter at Philadelphia (9-24)...Rushed four times for 30 yards and caught two passes for 22 yards against Eagles...Rushed twice for 24 yards and caught four passes for 22 yards vs. L.A. Rams (10-1)...Caught one pass for 13 yards, but fractured left forearm early in game, vs. New England (10-22) and did not return to action...Placed on I.R. (L forearm) Oct. 23, for remainder of regular season...Activated Jan. 27 (Super Bowl eve)...Rushed once for two yards and caught one pass for seven yards against Denver in Super Bowl XXIV (1-28-90).

1988: Played mainly on punt and kickoff coverage units...Captain of Niners' special teams...Made two tackles at New Orleans (9-4)...Threw incomplete pass (intended for Jerry Rice) vs. Denver (10-9)...Had two tackles and rushed once for 13 yards at L.A. Rams (10-16)...Made three special teams tackles against Cardinals (11-6) and played from scrimmage in fourth quarter...Rushed three times for 13 yards and caught nine-yard pass at San Diego (11-27)...Had one rush for one yard and one reception for minus one yard vs. Minnesota in NFC Divisional Playoff Game (1-1-89)...Rushed twice for 12 yards at Chicago in NFC Championship Game (1-8-89).

1987: Appeared in more individual statistical categories than any other Niner (five) — rushing, receiving, passing, kickoff returns, and tackles...Gained 26 yards, including season-long 15-yard gallop, vs. Houston (11-8)...Hit Jerry Rice on perfect 50-yard spiral for TD on option play vs. New Orleans (11-15)...Involved in his second scoring play of season when his fumble against the Rams (12-27) was picked up by teammate John Taylor and advanced 26 yards for a TD...**TEAM LEADER** with 29 special teams tackles.

CAREER: Signed as free agent with Seahawks in '81...One of Seattle's final cuts that year...Signed by Bengals in '82, but released just prior to start of year...Played with Denver (USFL) 1983-84, and was **TEAM LEADER** in rushing both seasons and **TEAM LEADER** in receiving in '84...Traded to Memphis in '85...Injuries limited play for Showboats during that season...Played three games with Montreal (CFL) in '86...Inked by 49ers during '87 offseason.

COLLEGE: Played as wishbone QB at Kansas...Moved to RB before junior season and earned All-Big Eight honors at that spot...Team captain during senior season.

PERSONAL: Born Harry F. Anroy Sydney III in Fayetteville, NC...All-state performer in both football and basketball at Seventy-First High...He and his wife,

Nancy, have three children, Harry Flanroy IV (6-13-81), Zackary Russell (11-29-85), and Nathan Andrew (12-27-89)...The family lives in Sunnyvale, CA.

SYDNEY'S PRO STATISTICS

Year (USFL)	Rushing						Receiving				
	G/S	Att.	Yds.	Avg.	Long	TD	No.	Yds.	Avg.	Long	TD
1983	18/14	176	801	4.6	45	9	31	306	9.9	56t	2
1984	18/18	230	961	4.2	42t	10	44	354	8.0	29	2
1985	13/12	76	341	4.5	18t	4	10	79	7.9	15	0
(San Francisco)											
1987	14/0	29	125	4.3	15	0	1	3	3.0	3	0
1988	16/0	9	50	5.6	13	0	2	18	9.0	9	0
1989	7/0	9	56	6.2	18	0	9	71	7.9	13	0
1990	16/0	35	166	4.7	19	2	10	116	11.6	23t	1
USFL											
Total	49/44	482	2103	4.4	45	23	85	739	8.7	56t	4
CFL Total	4/0	38	115	3.0	N/A	2	18	162	9.0	N/A	0
NFL Total	53/0	82	397	4.8	19	2	22	208	9.5	13	0
Career	106/44	564	2615	4.6	45	27	125	1109	8.9	56t	5
Playoffs											
1987	1/0	0	0	0.0	0	0	0	0	0.0	0	0
1988	3/0	3	13	4.3	8	0	1	-1	-1.0	-1	0
1989	1/0	1	2	2.0	2	0	1	7	7.0	7	0
1990	2/0	7	19	2.7	11	0	4	10	2.5	9	0
Total	7/0	11	34	3.1	11	0	6	16	2.7	9	0

Year (USFL)	Kickoff Returns						Tackles			
	G/S	No.	Yds.	Avg.	Long	TD	Tot.	Solo	Ast.	Fum. Rec.
1983	18/14	1	13	13.0	13	0	0	0	0	0
1984	18/18	3	24	8.0	15	0	0	0	0	0
1985	13/12	3	25	8.3	14	0	3	3	0	0
(San Francisco)										
1987	14/0	12	243	20.3	30	0	29	11	18	0
1988	16/0	1	8	8.0	8	0	18	15	3	0
1989	7/0	3	16	5.3	16	0	3	3	0	0
1990	16/0	2	33	16.5	19	0	9	9	0	0
USFL										
Total	49/44	7	62	8.9	15	0	3	3	0	0
CFL Total	4/0	0	0	0	0	0	0	0	0	0
NFL Total	53/0	18	300	16.7	30	0	59	38	21	0
Career	102/44	25	362	14.5	30	0	62	41	21	0
Playoffs										
1987	1/0	2	28	14.0	15	0	0	0	0	0
1988	3/0	2	25	12.5	14	0	0	0	0	0
1989	1/0	0	0	0.0	0	0	0	0	0	0
1990	2/0	0	0	0.0	0	0	3	3	0	0
Total	7/0	4	53	13.3	15	0	3	3	0	0

OTHER STATS: PASSING - 1983 (1 for 3, 46 yards, 1 int.), 1984 (0 for 4), 1987 (1 for 1, 50 yards, 1 TD), 1988 (0 for 1), **CAREER** (2 for 9, 96 yards, 1 TD, 1 int.); **POSTSEASON PASSING** - 1987 (0 for 1), 1990 (1 for 1, 28 yards), **CAREER** (1 for 2, 28 yards).

SYDNEY'S PERSONAL NFL BESTS

RUSHES - 7 (twice: vs. Pittsburgh - 10-21-80 & vs. Tampa Bay - 11-18-90)
RUSHING YARDS - 43 (vs. Tampa Bay - 11-18-90)
LONG RUSH - 19 (vs. Cincinnati - 12-9-90)
TD RUSHES - 1 (twice: vs. Tampa Bay - 11-18-90 & at Cincinnati - 12-9-90)
RECEPTIONS - 4 (twice: vs. L.A. Rams - 10-1-89 & vs. Washington - 1-12-91)
RECEIVING YARDS - 36 (vs. L.A. Rams - 1-25-90)
LONG RECEPTION - 23 (vs. L.A. Rams - 11-25-90)
LONG TD RECEPTION - 23 (vs. L.A. Rams - 11-25-90)
KICKOFF RETURNS - 3 (at Cincinnati - 9-20-87)
KICKOFF RETURN YARDS - 75 (at Cincinnati - 9-20-87)
LONG KICKOFF RETURN - 30 (at Cincinnati - 9-20-87)
PASSES ATTEMPTED - 1 (several times)
COMPLETIONS - 1 (twice: vs. New Orleans - 11-15-87 & vs. Washington - 1-12-91)
PASSING YARDS - 50 (vs. New Orleans - 11-15-87)
LONG PASS - 50ft (vs. New Orleans - 11-15-87)
TOTAL TACKLES - 3 (several times)
SOLO - 3 (twice: at Cincinnati - 9-20-87 & vs. Washington - 1-12-91)
ASSISTS - 2 (vs. New Orleans - 12-11-88)



John Taylor • 82

WIDE RECEIVER **DELAWARE STATE** **5TH YEAR**
HT: 6-1 **WT: 185** **BORN: 3-31-62** **(D-3C IN '86)**

PRO: Exciting, game-breaking athlete...Combines speed, power, and explosion...Tough to bring down after the catch...Elusive punt returner...Dynamic playmaker...Finds way into end zone.

1990: Half of his eight TD catches (seven regular season and one postseason) were from 40-yards-or-more (49, 46, 78, and 61)...Had team-leading 75 receiving yards at New Orleans (9-10) with long catch of 25 yards on first play of final drive...Had season-high 160 yards receiving, including a 49-yard TD, vs. Washington (9-16)...On inactive list vs. Atlanta (9-23) due to lower back injury sustained vs. Washington (9-16)...Scored game-winning TD on 46-yard pass play and had a season-long 78-yard TD reception at Houston (10-7)...Injured right knee on fourth play of game (vs. Pittsburgh, 10-21) and did not return...Replaced by Mike Sherrard...Dressed but did not play vs. Cleveland (10-28) due to right knee injury...Had 23-yard TD reception in four catches at Green Bay (11-4)...Caught one pass in limited playing time at Dallas (11-11)...Scored on five-yard reception vs. L.A. Rams (11-25)...Caught game-winning 23-yard TD vs. N.Y. Giants (12-3)...Returned punts (five for 63 yards) for first time since Week 5 at Atlanta (10-14)...Caught five passes (45 yards) and returned two punts vs. New Orleans (12-23)...Caught game-winning 34-yard TD with :24 remaining at Minnesota (12-30).

'90 POSTSEASON: Had two catches and returned one punt vs. Washington in NFC Divisional Playoff Game (1-12)...Had 61-yard TD catch-and-run vs. N.Y. Giants in NFC Championship Game (1-20).

1989: Made key downfield block on Jerry Rice's fourth-quarter TD in opener at Indianapolis (9-10)...Set then-career highs with six receptions and 164 receiving yards, including 70-yard TD catch-and-run, at Philadelphia (9-24)...Had two (21- and 32-yard) TD receptions at New Orleans (10-8)...Had 43-yard TD and made six yards on first NFL rush vs. New England (10-22)...Had 45-yard catch-and-run for score vs. New Orleans (11-6)...Had season-high 104 yards on

five punt returns, including long of 37 yards, vs. Atlanta (11-12)...Had then-career-high seven receptions vs. Green Bay (11-19)...Scored on four-yard reception vs. N.Y. Giants (11-27)...Earned then-career-high 162 receiving yards, including 38-yard TD reception at Atlanta (12-3)...NFC Offensive Player-of-the-Week and NFL Miller Lite Player-of-the-Week for Week 14 as he set **TEAM RECORD** with fifth-best receiving yardage total in NFL history (286 yards) at L.A. Rams (12-11)...Scored from 92- and 95-yards out, and set **NFL RECORD** as first player in League history to have two scoring plays from scrimmage of 90-or-more yards in one game...Made two catches for 30 yards vs. Buffalo (12-17)...Injured both ankles early in Bills' game and did not dress Week 16 due to injuries...Second team AP all-pro...Voted to NFC Pro Bowl team as wide receiver...Caught three passes for 50 yards, including eight-yard TD reception, in NFC Divisional Playoff Game vs. Minnesota (1-6-90)...Made 18-yard TD catch in NFC Championship Game vs. L.A. Rams (1-14-90)...Had 35-yard TD reception against Denver in Super Bowl XXIV (1-28-90).

1988: All four regular season TDs covered 65-or-more yards...**NFL LEADER** with 12.6 punt return average...Placed on "non-football illness" (N.F.I.) list Sept. 2...Re-activated Oct. 1...Returned four punts for 89 yards, including 77-yard TD return (Eighth longest punt return in team history at the time), vs. Detroit (10-2)...Had 55-yard reception and 28-yard punt return vs. Denver (10-9)...Caught then-career-long 73-yard TD pass vs. Minnesota (10-30)...Returned four punts for 113 yards, including **TEAM RECORD** 95-yard TD, vs. Washington (11-21)...Caught 68-yard TD in starting role vs. New Orleans (12-11)...Caught five passes for 54 yards and returned three punts for 53 yards vs. L.A. Rams (12-18)...Caught three passes for 42 yards in the NFC Divisional Playoff Game vs. Minnesota (1-1-89)...Caught three passes for 51 yards and returned three punts for 51 yards in the NFC Championship Game at Chicago (1-8-89)...Set **SUPER BOWL RECORD** with 45-yard punt return vs Cincinnati in Super Bowl XXIII (1-22-89)...Caught 10-yard TD pass with :34 remaining, providing points for victory...Consensus all-pro punt return specialist...NFLPA NFC Special Teams Player-of-the-Year...NFC Special Teams representative at Pro Bowl.

1987: Caught first NFL pass (17 yards) in season opener at Pittsburgh (9-13)...Had three receptions for 55 yards in first start at Green Bay (12-6)...Second catch of game: leaping, over-the-shoulder grab, was the last of Joe Montana's NFL record-setting 22 consecutive completions...Started vs. Atlanta (12-20), catching three passes for 51 yards...Scored first NFL TD on a 26-yard advance of Harry Sydney's fumble vs. L.A. Rams (12-27)...Recorded four tackles on special teams during year.

CAREER: Selected in third round (76th overall) of '86 draft...Injured back in preseason at Denver (8-23)...Placed on injured reserve Aug. 26...Spent entire 1986 season on I.R...Owns two of 49ers' all-time top-10 longest punt returns (95, 77 yards), and two of team's all-time top-10 forward passes (95, 92 yards)...Holds **SUPER BOWL RECORDS** for most career punt return yardage (94) and highest career punt return average (15.7)...Six career punt returns in Super Bowl competition ties him with five others for **SUPER BOWL RECORD**...Named by Pro Football Hall of Fame as second team punt return specialist on NFL Team-of-the-Eighties...Selected as a punt returner to the Silver Anniversary Super Bowl team in a vote by the fans.

COLLEGE: All-MEAC each of his three starting seasons (1983-85)...Totaled 2,426 receiving yards and 33 touchdowns on 100 career receptions...Scored four

TDs and accounted for 339 rushing yards...Returned 48 punts and 14 kickoffs in four seasons...Broke four punts for TDs...Established career highs with 40 receptions, 922 yards, and 13 scores, while averaging 23.1 yards per catch in '85...Had 11 TDs as a junior in '84...Recorded personal-best 29.7 yards-per-catch average on 22 catches in '83.

PERSONAL: Born John Gregory Taylor in Pennsauken, NJ...Attended Pennsauken High, where he played football and ran track...Standout performer on 49ers' offseason basketball team...Also an avid bowler...Has a daughter, Jonnelle Tori'a (9-6-86)...He and his wife, Elayne, live in the Redwood Shores area of Redwood City, CA.

TAYLOR'S PRO STATISTICS

Year	Receiving						Punt Returns				
	G/S	No.	Yds.	Avg.	Long	TD	No.	Yds.	Avg.	Long	TD
1987	12/2	9	151	16.8	34	0	1	9	9.0	9	0
1988	12/4	14	325	23.2	73t	2	44	556	12.6	95t	2
1989	15/15	60	1077	18.0	95t	10	36	417	11.6	37	0
1990	14/14	49	748	15.3	78t	7	26	212	8.2	30	0
Career	53/35	132	2301	17.4	95t	19	107	1194	11.2	95t	2
Playoffs											
1987	1/0	2	48	24.0	33	0	0	0	0.0	0	0
1988	3/3	7	103	14.7	32	1	9	107	11.9	45	0
1989	3/3	10	144	14.4	35t	3	6	46	7.7	17	0
1990	2/2	4	113	28.3	61t	1	3	36	12.0	31	0
Total	9/8	23	408	17.7	61t	5	18	189	10.5	45	0

Kickoff Returns

Year	G/S	No.	Yds.	Avg.	Long	TD
1987	12/2	0	0	0.0	0	0
1988	12/4	12	225	18.8	29	0
1989	15/15	2	51	25.5	27	0
1990	14/14	0	0	0.0	0	0
Career	53/35	14	276	19.7	29	0
Playoffs						
1987	1/0	—	29*	—	29	0
1988	3/3	2	35	17.5	22	0
1989	3/3	0	0	0.0	0	0
1990	2/2	0	0	0.0	0	0
Total	9/8	2	64	32.0	29	0

* Lateral from Harry Sydney

OTHER STATS: RUSHING - 1989 (1 for 6), TACKLES - 1987 (4), FUMBLE ADVANCEMENT - 1987 (26 yards for a TD vs. L.A. Rams - 12-27-87).

TAYLOR'S PERSONAL NFL BESTS

RECEPTIONS - 11 (at L.A. Rams - 12-11-89)
 RECEIVING YARDS - 286 (at L.A. Rams - 2-11-89)
 LONG RECEPTION - 95t (L.A. Rams - 12-11-89)
 TD RECEPTIONS - 2 (several times)
 PUNT RETURNS - 7 (at New Orleans - 10-11-89)
 PUNT RETURN YARDS - 113 (vs. Washington - 11-21-88)
 LONG PUNT RETURN - 95t (vs. Washington - 11-21-88)
 KICKOFF RETURNS - 3 (at Chicago - 10-24-88)
 KICKOFF RETURN YARDS - 46 (twice: at Chicago - 10-24-88 & vs. Minnesota - 10-30-88)
 LONG KICKOFF RETURN - 29 (vs. Minnesota - 10-30-88)*
 RUSHES - 1 (vs. New England - 10-22-89)

RUSHING YARDS - 6 (vs. New England - 10-22-89)

TAYLOR'S NFL HONORS: Pro Bowl - 1989-90, All-NFC 1988, All-NFL - 1988, Silver Anniversary Super Bowl Team - 1990.

Chuck Thomas • 60



CENTER-GUARD **OKLAHOMA** **5TH YEAR**
HT: 6-3 **WT: 280** **BORN: 12-24-60** **(FA IN '87)**

PRO: Important, developing performer...Seeks additional playing time from scrimmage to compliment work on special teams...Effective in both run and pass blocking schemes.

1990: Snapped on FG and PAT attempts...Replaced Jesse Sapolu at center vs. Pittsburgh (10-21), at Dallas (11-18), and vs. Tampa Bay (11-11).

'90 POSTSEASON: Snapped on FG and PAT in both playoff games.

1989: Subbed at center and played on special teams...Played from scrimmage in fourth quarter vs. Atlanta (11-12)...Took over at center, with Jesse Sapolu moving to left guard and Guy McIntyre switching from left to right guard, at times during Weeks 15-16...Snapped for FG and PAT attempts...Played from scrimmage late in all three postseason contests.

1988: Played on field goal protection team during all regular and postseason games...Served as team's long-snapper...Also subbed at center...Recorded tackle on punt coverage at New Orleans (9-4)...Subbed for Randy Cross in fourth quarter vs. Atlanta (9-18)...Saw action from scrimmage during second quarter at Seattle (9-25), subbing for Cross (concussion)...Made tackle while covering a punt at L.A. Rams (10-16)...Had two tackles vs. Minnesota (10-16)...Made tackle while covering punts and returned kickoff five yards on final play of game at Phoenix (11-6)...Recorded tackle on punt coverage in NFC Divisional Playoff Game vs. Minnesota (1-1-89) and NFC Championship Game at Chicago (1-8-89)...Also subbed at center in late stages of both contests.

1987: Signed by 49ers prior to training camp...Starting center in 49ers' three strike replacement games...On inactive list Weeks 7-9 and 11-13...Activated Nov. 14...Played on special teams vs. New Orleans (11-15) and in final three regular season games...Registered a tackle in NFC Divisional Playoff Game vs. Minnesota (1-9-88).

CAREER: Selected by Houston in eighth round (199th overall) of '85 draft...Released by Oilers prior to start of regular season...Signed with Atlanta for final four contests of 1985 season, and played in all four games...Released by Falcons prior to start of '86 season.

COLLEGE: Three-year starter...All-Big Eight in 1983...Majored in communications.

PERSONAL: Born Chuck Gene Thomas in Houston, TX...Attended Houston Stratford High...He and his wife, Heather, live in Santa Clara, CA.

THOMAS' PRO STATS: **REGULAR SEASON GAMES/STARTS** - 1985 (4/0), 1987 (7/3), 1988 (16/0), 1989 (16/0), 1990 (16/0), **CAREER** (59/3); **POSTSEASON GAMES/STARTS** - 1987 (1/0), 1988 (3/0), 1989 (3/0), 1990 (2/0), **CAREER** (9/0); **KICKOFF RETURNS** - 1988 (1 for 5 yards); **TACKLES** - 1987 (3), 1988 (6), 1989 (2), **CAREER** (11); **POSTSEASON TACKLES** - 1987 (1), 1988 (2) **CAREER** (3).



Spencer Tillman • 23

RUNNING BACK

HT: 5-11

WT: 206

OKLAHOMA

BORN: 4-21-64

5TH YEAR

(FA IN '89)

PRO: Quality, do-whatever-it-takes individual...Effective kick returner...Possesses capable skills from running back position...Leads special teams by example and spirit...Brings many intangibles that better team atmosphere.

1990: Played on special teams and recorded one tackle at New Orleans (9-10), vs. Cleveland (10-28), and at Dallas (11-11)...Returned one kickoff 30 yards vs. N.Y. Giants (12-3).

'90 POSTSEASON: Played on special teams vs. Washington in NFC Divisional Playoff Game (1-12)...Returned one kickoff 11 yards and had two special teams tackles vs. N.Y. Giants in NFC Championship Game (1-20).

1989: Signed as Plan B free agent from Houston...Recorded nine special teams tackles...Had two solo stops at Philadelphia (9-24)...Made 16-yard kickoff return vs. L.A. Rams (10-1), 19-yarder vs. New England (10-22), and 13-yard kickoff return vs. New Orleans (11-6)...Had 22-yard kickoff return and a tackle on kickoff coverage at N.Y. Jets (10-29)...On inactive list Week 10 due to right ankle injury...Had 60-yard kickoff return vs. N.Y. Giants (11-27) to set-up TD...Returned two kicks for 39 yards, and recorded three special teams tackles, at L.A. Rams (12-11)...Returned one kickoff for 17 yards vs. Buffalo (12-17)...Captained special teams during all three postseason contests...Made two kickoff returns for 26 yards in NFC Divisional Playoff Game vs. Minnesota (1-6-90) and a 16-yard kickoff return in NFC Championship Game vs. L.A. Rams (1-14-90).

1988: Rushed three times for five yards for Houston in '88, and contributed nine solo stops on special teams.

CAREER: Selected in fifth round (133rd overall) of '87 draft by Houston Oilers...Rushed 12 times for 29 yards, including one-yard TD, during rookie season...Played in five games with lone starting appearance coming against 49ers (11-8-87)...Made three tackles on punt and kickoff coverage.

COLLEGE: Four-year letterman for Sooners...Only true-freshman in Oklahoma history to rush for more than 1,000 yards...Was hampered by injuries during sophomore and junior seasons, limiting play both years...Honorable mention All-Big 8 as a senior while averaging 6.5 yards on 80 rushing attempts...Finished career with 2,257 rushing yards and 21 total TDs.

PERSONAL: Born Spencer Allen Tillman in Tulsa, OK...Competed in football, baseball, and track at Edison High...Spends offseason working for KPRC-TV (Houston's NBC affiliate) as full-time sports reporter and weekend anchor...Received national attention in '87, when driver of taxi cab in which he was a passenger had apparent heart attack while traveling at 70 MPH — Tillman took control of the steering wheel, stopped vehicle, and administered CPR to regain driver's pulse...He and wife, Rita, reside in Houston with daughter Alisa (5-21-87), during the offseason.

TILLMAN'S PRO STATISTICS

Year	G/S	Rushing				TD	No.	Receiving			
		Att.	Yds.	Avg.	Long			Yds.	Avg.	Long	TD
(Houston)											
1987	5/1	12	29	2.4	13	1	0	0	0.0	0	0
1988	16/0	3	5	1.7	2	0	0	0	0.0	0	0
(San Francisco)											
1989	15/0	0	0	0.0	0	0	0	0	0.0	0	0
1990	16/0	0	0	0.0	0	0	0	0	0.0	0	0
Career	52/1	15	34	2.2	13	1	0	0	0.0	0	0
Playoffs											
(Houston)											
1987	2/0	0	0	0.0	0	0	0	0	0.0	0	0
1988	2/0	0	0	0.0	0	0	0	0	0.0	0	0
(San Francisco)											
1989	3/0	0	0	0.0	0	0	0	0	0.0	0	0
1990	2/0	0	0	0.0	0	0	0	0	0.0	0	0
Total	9/0	0	0	0.0	0	0	0	0	0.0	0	0

OTHER STATS: TACKLES - 1987 (3), 1988 (9), 1989 (9), 1990 (5), **CAREER (26)**, **POSTSEASON TACKLES** - 1990 (2); **KICKOFF RETURNS** - 1987 (1 for 0), 1988 (1 for 13), 1989 (10 for 206), 1990 (6 for 111), **CAREER (18 for 330)**; **POSTSEASON KICKOFF RETURNS** - 1988 (2 for 31), 1989 (3 for 42), 1990 (1 for 11), **CAREER (6 for 84)**.

TILLMAN'S PERSONAL NFL BESTS

RUSHES - 4 (vs. Atlanta - 10-25-87)
 RUSHING YARDS - 22 (vs. Atlanta - 10-25-87)
 LONG RUSH - 13 (vs. Atlanta - 10-25-87)
 TD RUSHES - 1 (at Cincinnati - 11-1-87)
 KICKOFF RETURNS - 2 (several times)
 KICKOFF RETURN YARDS - 60 (vs. N.Y. Giants - 11-27-89)
 LONG KICKOFF RETURN - 60 (vs. N.Y. Giants - 11-27-89)
 TOTAL TACKLES - 3 (vs. L.A. Rams - 12-11-89)
 SOLO - 3 (vs. L.A. Rams - 12-11-89)
 BLOCKED PUNT - 1 (vs. Minnesota - 1-6-90)

Steve Wallace • 74

TACKLE **AUBURN** **6TH YEAR**
HT: 6-5 **WT: 276** **BORN: 12-27-64** **(D-4B IN '86)**

PRO: Determined, driven competitor...Worked to master footwork and technique at right tackle last year, following move from familiar left tackle position.

1990: Started all games at right tackle...Had a tackle following an interception vs. Pittsburgh (10-21).

'90 POSTSEASON: Started at right tackle in both playoff games.

1989: Spent offseason rehabilitating left ankle...Did not report to camp until Aug. 24, due to contractual holdout...Play limited to special teams Weeks 1-3...Started vs. L.A. Rams (10-1) at right tackle, but moved to left tackle position, replacing the injured Paris (groin), during game...Subbed at both tackle positions at New Orleans (10-8)...Had blocked third quarter FG at Dallas (10-15) that was returned 62 yards for TD by Johnnie Jackson...Played most of game vs. New England (10-22), replacing Paris...Began playing second and fourth quarters of games at N.Y. Jets (10-29)...Played second and fourth quarters in all postseason contests.

1988: Started all games at left tackle...Replaced briefly in contests at N.Y. Giants (9-11) and vs. Atlanta (9-18) by William "Bubba" Paris due to leg cramps...Replaced throughout NFC Divisional Playoff Game vs. Minnesota (1-1-



89) by Paris...Broke left ankle during first series of Super Bowl XXIII vs. Cincinnati (1-22-89), and replaced by Paris.

1987: Played on FG and PAT protection teams, and from scrimmage early in season...Replaced injured William "Bubba" Paris (R calf) in fourth quarter at New Orleans (10-25)...First start of NFL career came at L.A. Rams (11-1), replacing the injured Paris (R calf)...Did not play Weeks 12-13 due to right shoulder injury...Subbed at left tackle in final two games of regular season and NFC Divisional Playoff Game vs. Minnesota (1-9-88).

CAREER: Saw brief action in all 16 contests...Member of FG and PAT protection teams...Selected with 101st pick of '86 draft.

COLLEGE: Started 17 consecutive games from '82 until suffering right knee injury in sixth game of '84 season.. Missed conclusion of that campaign, but rebounded to start all games as a senior in '85 when named All-SEC...Served as blocker for '85 Heisman award winner Vincent "Bo" Jackson.

PERSONAL: Born Barron Steven Wallace in Atlanta, GA...Attended Atlanta Chamblee High...Co-owner of 'Paul Gaines Fitness', an exercise equipment store in nearby Monterey, CA...He and his wife, Vassar, live in San Jose, CA.

WALLACE'S PRO STATS: REGULAR SEASON GAMES/STARTS - 1986 (16/0), 1987 (11/4), 1988 (16/16), 1989 (16/1), 1990 (16/16), CAREER (75/37); POSTSEASON GAMES/STARTS - 1986 (1/0), 1987 (1/0), 1988 (3/3), 1989 (3/0), 1990 (2/2), CAREER (10/5); BLOCKED FG - 1987 (1), 1988 (1), 1989 (1), CAREER (3); TACKLES - 1988 (1), 1990 (4), POSTSEASON TACKLES - 1990 (1).



Wesley Walls • 89

TIGHT END	MISSISSIPPI	3RD YEAR
HT: 6-5	WT: 246	BORN: 3-26-66 (D-2 IN '89)

PRO: Big, rangy, down-field target...Raw, yet emerging skills...Competent special teams performer...Anxious to make additional contributions.

1990: Played special teams at New Orleans (9-10), and recorded one tackle...Had one reception for six yards and recorded one tackle on special teams vs. Washington (9-16)...Played from scrimmage and on special teams, recording one tackle, vs. Cleveland (10-28)...Caught one pass for 11 yards and recorded a special teams tackle at Dallas (11-11)...Had one catch for two yards vs. Tampa Bay (11-18)...Recorded one special teams tackle in both L.A. Rams contests (11-25 & 12-17)...Had one catch for three yards and one special teams tackle vs. New Orleans (12-23)...Credited with two special teams tackles at Minnesota (12-30).

'90 POSTSEASON: Had one special teams tackle vs. Washington in NFC Divisional Playoff Game (1-12)...Played from scrimmage and on special teams vs. N.Y. Giants in NFC Championship Game (1-20).

1989: Caught four-yard pass in initial game of NFL career at Indianapolis (9-10)...Saw limited duty as long-snapper early in year...Had nine-yard catch and two special teams tackles vs. L.A. Rams (10-1)...Recorded one stop at New Orleans (10-8)...Made three tackles at Dallas (10-15)...Caught first NFL TD pass (two yards) vs. New England (10-22)...Made one tackle vs. New Orleans (11-6)...Recorded one special teams tackle vs. Green Bay (11-19)...Played sparingly vs. Buffalo (12-17) due to hamstring injury in pregame warm-up...Played from scrimmage and on special teams in NFC Divisional Playoff Game vs. Minnesota

(1-6-90) and in NFC Championship Game vs. L.A. Rams (1-14-90)...Made nine-yard reception and recorded two special teams tackles against Denver in Super Bowl XXIV (1-28-90).

CAREER: Last selection of second round (56th overall) of '89 draft...Second consecutive SEC player selected by Niners that year (Keith DeLong — Tennessee, first round).

COLLEGE: Moved to TE his senior year and quickly became one of the best in nation...All-America and All-SEC as a senior...Finished second on the team in '88 with 36 receptions for 426 yards (11.8 average) and three TDs...Started season opener against Memphis State at TE and LB...Academic All-SEC as a junior, when he started seven games at left DE...Started every regular season game and Independence Bowl as DE in 1986...Engineering major.

PERSONAL: Born Charles Wesley Walls in Batesville, MS...Unanimous all-state choice at Pontotoc (MS) High...Rushed for 1,153 yards and 11 TDs as FB his senior year...Played QB his first three seasons...Lettered four years in football...Also lettered in basketball, baseball, and track...Teamed with Pierce Holt to win Pro Football Super Classic XIV Team Arm Wrestling Championships in Las Vegas in June - both he and Pierce finished unbeaten in their respective divisions...He and his wife, Christy, have one daughter, Alexandra Bailey (11-26-90)...The family lives in Santa Clara, CA.

WALLS' PRO STATISTICS

Year	G/S	Receiving				
		No.	Yds.	Avg.	Long	TD
1989	16/0	4	16	4.0	9	1
1990	16/0	5	27	5.4	11	0
Career	32/0	9	43	4.8	11	1
Playoffs						
1989	3/0	1	9	9.0	9	0
1990	2/0	0	0	0.0	0	0
Total	5/0	1	9	9.0	9	0

OTHER STATS: TACKLES - 1989 (8), 1990 (11), CAREER (19); POSTSEASON TACKLES - 1989 (2), 1990 (1), CAREER (3); KICKOFF RETURNS - 1990 (1 for 16).

WALLS' PERSONAL NFL BESTS

- RECEPTIONS - 1 (several times)
- RECEIVING YARDS - 11 (at Dallas - 11-11-90)
- LONG RECEPTION - 11 (at Dallas - 11-11-90)
- TD RECEPTIONS - 1 (vs. New England - 10-22-89)
- KICKOFF RETURNS - 1 (vs. L.A. Rams - 11-25-90)
- KICKOFF RETURN YARDS - 16 (vs. L.A. Rams - 11-25-90)
- TACKLES - 3 (at Dallas - 10-15-89)
- SOLO - 2 (several times)
- ASSISTS - 1 (several times)

Mike Walter • 99

LINEBACKER OREGON 9TH YEAR
HT: 6-3 WT: 238 BORN: 11-3-60 (FA IN '84)

PRO: Proficient, purposeful workman...Speed, mobility, and quick recognition of play are keys to his game...Vital element of defensive chemistry...Seeks to rebound from hard-luck '90 season.



1990: Recorded three tackles at New Orleans (9-10)...Had four stops vs. Washington (9-16)...Assisted (with Chet Brooks) on tackle during team's key third-quarter goal line stand against Redskins, despite playing with cast to protect left ring finger after having surgery earlier in the week...On inactive list vs. Atlanta (9-23) due to left ring finger injury...Placed on I.R. Oct. 1...Activated Nov. 2...Recorded four tackles before pinching a neck nerve at Green Bay (11-4)...Placed on I.R. again Nov. 10.

'90 POSTSEASON: Activated off I.R. Jan. 19...Credited with five tackles after replacing Keith DeLong (neck) vs. N.Y. Giants in NFC Championship Game (1-20).

1989: TEAM LEADER (for third consecutive year) with 103 total stops...Had team-leading eight total tackles, including team's only sack (10-yard loss), in opener at Indianapolis (9-10)...Had tackles at Tampa Bay (9-17)...Again led defense with eight total tackles at New Orleans (10-8)...Made 11 stops vs. New Orleans (11-6) and added a pass defended...Had season-high 12 tackles at L.A. Rams (12-11)...Had second consecutive double-digit (10) tackle performance vs. Buffalo (12-17)...Recorded four tackles and forced a fumble vs. Minnesota (1-6) in NFC Divisional Playoff Game (1-6-90)...Made six tackles and a pass defended in NFC Championship Game vs. L.A. Rams (1-14-90)...Had five tackles and returned an interception four yards against Denver in Super Bowl XXIV (1-28-90)...Postseason **TEAM LEADER** with 15 total tackles.

1988: TEAM LEADER with 97 tackles...Recovered fumble vs. Detroit (10-2)...Had important fumble recovery on Niners' kickoff return at Chicago (10-24)...Forced fumble at Phoenix (11-6)...Tied postseason **TEAM RECORD** by recording 11 solo tackles in NFC Championship Game at Chicago (1-8)...Postseason **TEAM LEADER** with 31 tackles...Added pass defended in NFC Divisional Playoff Game (1-1-89) and NFC Championship Game (1-8-89)...Recorded 10 tackles vs. Cincinnati in Super Bowl XXIII (1-22-89).

1987: TEAM LEADER with 94 total tackles, including 66 solo stops...Posted career-highs for total tackles (13) and solo tackles (10) at Cincinnati (9-20)...Equaled that performance with another 13-tackle game at New Orleans (10-25)...Had seven tackles and made two TD-saving plays at L.A. Rams (11-1)...Had third double-digit tackle game vs. New Orleans (11-15) with 11 stops...Recorded his first interception (16 yards) since 1985 with theft vs. Chicago (12-14)...Registered 11 tackles in season finale vs. L.A. Rams (12-27)...Team leader with nine tackles in NFC Divisional Playoff Game vs. Minnesota (1-9-88)...Added a sack for five yards against Vikings.

1986: Finished third among linebackers with 61 tackles...Had best game at Green Bay (10-26) with six tackles, a 17-yard sack, and a forced fumble...Recorded seven special teams tackles.

1985: Won starting job during preseason...Had two games of 11 tackles, and five contests of six-or-more stops...Recorded interception vs. New Orleans (9-29)...Missed two games (Weeks 14-15) due to infection from thumb injury on left hand.

CAREER: Selected in second round (50th overall) of '83 draft by Dallas...Spent rookie season playing special teams and OLB for Cowboys...Claimed off waivers by 49ers from Dallas five days prior to start of '84 season...Moved to ILB.

COLLEGE: Three-year starter at DE...Played in 44 consecutive games...Ducks' Captain, team MVP, All-Pac 10, and honorable mention All-

America as a senior...**TEAM LEADER** in tackles and sacks in both junior and senior seasons...Earned degree in telecommunications in 1984.

PERSONAL: Born Michael David Walter in Eugene, OR...Played football and basketball for Eugene Sheldon High...School also produced former Raider Todd Christensen (current NBC football analyst) and Falcons' QB Chris Miller...Team's 1990 United Way spokesman...Chairman for "Takeaways for St. Mary's" — pledge campaign that donates money to the local hospital for each 49ers' interception or fumble recovery...He and his wife, Toni, have two daughters: Sarah Julane (9-17-87) and Allison Lynn (11-14-89)...They live in Tualatin, OR.

WALTER'S PRO STATISTICS

Year	G/S	Tackles			Sacks	Interceptions	Fumbles
		Tot.	Solo	Ast.	No./Yds.	No./Yds.	Rec./Yds.
(Dallas)							
1983	15/0	0	0	0	0/0	0/0	0/0
(San Francisco)							
1984	16/0	29	21	8	1/2	0/0	0/0
1985	14/14	81	47	34	3/21.5	1/0	0/0
1986	16/2	61	42	19	1/17	0/0	1/0
1987	12/12	94	66	28	0/0	1/16	1/0
1988	16/16	97	60	37	1/15	0/0	1/0
1989	16/16	103	85	18	1/10	0/0	1/0
1990	3/3	11	11	0	0/0	0/0	0/0
Career	108/63	476	332	144	7/65.5	2/16	4/0
Playoffs							
1984	3/0	10	2	8	0/0	0/0	0/0
1985	1/1	5	3	2	0/0	0/0	0/0
1986	1/0	3	2	1	0/0	0/0	0/0
1987	1/1	9	7	2	1/5	0/0	0/0
1988	3/3	31	20	11	0/0	0/0	0/0
1989	3/3	15	13	2	0/0	1/4	0/0
1990	1/0	5	4	1	0/0	0/0	0/0
Total	13/8	78	51	27	1/5	1/4	0/0

OTHER STATS: FORCED FUMBLES - 1985 (1), 1986 (1), 1987 (2), 1988 (1), 1989 (1), **CAREER** (6); **POSTSEASON FORCED FUMBLES** - 1988 (1), 1989(1), **CAREER** (2); **PASSES DEFENSED** - 1985 (3), 1987 (2), 1988 (3), 1989 (2), **CAREER** (10); **POSTSEASON PASSES DEFENSED** - 1988 (1), 1989 (2), **CAREER** (3).

WALTER'S PERSONAL NFL BESTS

TOTAL TACKLES - 13 (twice, at Cincinnati - 9-20-87 & at New Orleans - 10-25-87)
SOLO - 11 (at Chicago - 1-8-89)
ASSISTS - 8 (vs. Minnesota - 10-30-89)
SACKS - 1 (several times)
YARDS - 17 (at Green Bay - 10-26-86)
INTERCEPTIONS - 1 (several times)
INTERCEPTION RETURN YARDS - 16 (vs. Chicago - 12-14-87)
LONG INTERCEPTION RETURN - 16 (vs. Chicago - 12-14-87)
PASSES DEFENSED - 2 (vs. Seattle - 11-25-85)
FORCED FUMBLES - 1 (several times)
FUMBLE RECOVERIES - 1 (several times)



Chris Washington • 51

LINEBACKER **IOWA STATE** **7TH YEAR**
HT: 6-4 **WT: 240** **BORN: 3-6-62** **(FA IN '91)**

PRO: Strong, versatile performer...Hard worker...Can play right or left OLB...Returns to Niners as Plan B free agent from Phoenix in '91.

1990: Waived by 49ers in training camp...Signed by Phoenix prior to Oct. 28 contest vs. Chicago Bears...Finished season with four tackles.

1989: Signed by Niners as Plan B free agent from Tampa Bay...Started at left OLB in preseason opener against L.A. Rams (8-6)...Recorded five tackles...Suffered broken left ankle Aug. 10...Placed on I.R. Aug. 29, for remainder of year.

1988: Played mainly in 'nickel' defense at Tampa Bay...Started one contest vs. Buffalo (12-11).

1987: Started all 12 non-strike games, six at left OLB and six at right OLB...Had career-high 6 1/2 sacks among 52 tackles.

CAREER: Selected in sixth round (142nd overall) of '84 draft by Tampa Bay...Posted career-high 102 stops in '85, while starting 10 games at right OLB, five at left OLB, and one at right ILB...Started 44 consecutive games from 1985-87...All-time Bucs' career sack leader among linebackers with 18 1/2...Had not missed a game in his career (76) prior to '89.

COLLEGE: Three-year starter at Iowa State...**TEAM LEADER** in tackles as a senior with 134 stops...**CONFERENCE LEADER** in tackles during junior year...Second team All-Big Eight in junior and senior campaigns...Earned degree in restaurant and hotel management.

PERSONAL: Born Chris Washington in Jackson, MS...Played football at Chicago (IL) Julian High...Holds Brown belt in karate...He and his wife, Sharon (his high school sweetheart), have two daughters: Camille (6-24-87) and Meagan (9-2-89).

WASHINGTON'S PRO STATISTICS

Year (Tampa Bay)	G/S	Tackles			Sacks No./Yds.	Interceptions No./Yds.	Fumbles Rec./Yds/TD	
		Tot.	Solo	Ast.				
1984	16/7	55	NA	NA	5/NA	0/0	0/0/0	
1985	16/16	102	NA	NA	1/NA	0/0	1/NA/0	
1986	16/16	94	NA	NA	4/NA	1/12	2/NA/0	
1987	12/12	52	NA	NA	6.5/NA	0/0	0/0/0	
1988	16/1	27	0	0	0	0/0	0/0/0	
(San Francisco)								
1989	0/0	— Did Not Play —						
(Phoenix)								
1990	8/0	4	3	1	0	0/0	0/0/0	
Career	84/52	327	NA	NA	18.5/NA	1/12	3/0/0	

WASHINGTON'S PERSONAL NFL BESTS

TOTAL TACKLES - 14 (at N.Y. Giants - 11-3-85)
SACKS - 2 (twice: at Green Bay - 11-1-87 & St. Louis - 11-8-87)
YARDS - 16 (at St. Louis - 11-8-87)
INTERCEPTIONS - 1 (at Detroit - 9-21-86)
INTERCEPTION RETURN YARDAGE - 12 (at Detroit - 9-21-86)
FUMBLE RECOVERIES - 1 (several times)

Dave Waymer • 43

SAFETY

NOTRE DAME

12TH YEAR

HT: 6-1

WT: 188

BORN: 7-1-58

(FA IN '90)

PRO: Valued addition to 49ers...Exceeded all expectations with overall play and leadership...Used at every position in defensive backfield...Quickly earned respect of teammates.



1990: Signed as Plan B free agent from New Orleans...**TEAM LEADER** with seven interceptions...Had three tackles and a pass defended at New Orleans (9-10)...Had a team-leading eight tackles vs. Washington (9-16)...Recorded first two interceptions as a 49er, had five tackles and a pass defended vs. Atlanta (9-23)...Both pickoffs came near 49ers' goal line...Credited with five tackles and a pass defended at Houston (10-7)...Had one tackle and two passes defended at Atlanta (10-14)...Registered four stops and notched 40th career interception vs. Pittsburgh (10-21)...Had one solo stop vs. Cleveland (10-28)...Recorded two tackles while replacing Chet Brooks (L knee) at strong safety at Green Bay (11-4)...Started at strong safety in place of Chet Brooks (L knee) at Dallas (11-11)...Credited with four tackles and two passes defended...Registered four tackles in starting role vs. Tampa Bay (11-18)...Started at strong safety for third consecutive week vs. L.A. Rams (11-25)...Recorded five tackles and an interception...Credited with six tackles, two passes defended and a fumble recovery vs. N.Y. Giants (12-3)...Had two tackles at Cincinnati (12-9)...Recorded an interception and six tackles at L.A. Rams (12-17)...Had a team-leading nine tackles and an interception vs. New Orleans (12-23)...Had four tackles and two passes defended, including an interception, at Minnesota (12-30).

'90 POSTSEASON: Did not have any tackles vs. Washington in the NFC Divisional Playoff Game (1-12)...Credited with seven tackles vs. N.Y. Giants in NFC Championship Game (1-20).

1989: Led New Orleans in interceptions with six...Became **TEAM LEADER** in career interceptions (37) with two pickoffs in final two games of season vs. Philadelphia (12-18) and vs. Indianapolis (12-24)...Finished third in tackles with 83 (61 solo)...Played in all 16 regular season games for 10th consecutive year.

1988: Returned an interception a career-high 44 yards vs. San Francisco (9-4)...Defended a season-high four passes vs. Tampa Bay (9-25)...Returned blocked field goal attempt 58 yards for a touchdown at Seattle (10-16) for first career score...Finished tied for third in interceptions with three.

1987: Tied for **TEAM LEAD** in interceptions with five...**TEAM LEADER** in passes defended with 16...Interception at two-yard line on final play of game at Pittsburgh (11-29) preserved win and gave Saints first winning season in team history...Recorded career-high three fumble recoveries...Named to first Pro Bowl.

CAREER: Selected in the second round (41st overall) by New Orleans in '80 draft...Started 10 games in rookie season, defended 18 passes and recovered two fumbles...Started 13 games in '81 and had **TEAM-LEADING** four interceptions...Defended 11 passes and had two fumble recoveries in strike-shortened '82 campaign...Led team with 43 passes defended in '83...**TEAM LEADER** in interceptions with four in '84...Collected three interceptions vs. Philadelphia (10-6) in '85 and finished season as **TEAM LEADER** with six interceptions...Led team in interceptions with nine and finished second in the NFL in '86.

COLLEGE: Four-year letterman at Notre Dame...Played flanker as a sophomore before moving to cornerback in junior year...Set school record with two interceptions for TD's vs. Miami in 1979...Played in Gator Bowl, two Cotton Bowls and Hula Bowl...Was a member, along with 49ers' teammate Joe Montana, of Notre Dame's 1978 national championship team...Earned a degree in economics.

PERSONAL: Born David Benjamin Waymer, Jr. in Brooklyn, NY...Attended West Charlotte (NC) High...Drafted by the Cincinnati Reds out of high school...He and his wife, Barbara Jean, live in Mooresville, NC, during the offseason.

WAYMER'S PRO STATISTICS

Year	G/S	Tackles		Interceptions			Pass Def.	Fumble Rec./Yds.
		Tot.	Solo	Asst.	No./Yds./TD			
(New Orleans)								
1980	16/10	34	16	18	0/0/0	18	2/0	
1981	16/13	56	35	21	4/54/0	15	2/0	
1982	9/9	19	12	7	0/0/0	11	2/0	
1983	16/16	56	41	15	0/0/0	43	2/0	
1984	16/16	55	40	15	4/9/0	30	0/0	
1985	16/15	48	36	10	6/49/0	22	0/0	
1986	16/16	62	51	11	9/46/0	34	0/0	
1987	12/12	31	18	13	5/7/0	16	3/0	
1988	16/9	49	42	7	3/91/0	10	2/0	
1989	16/16	83	61	22	6/66/0	11	1/0	
(San Francisco)								
1990	16/9	69	57	12	7/ 64/0	15	1/0	
Career	165/140	562	411	151	44/459/0	225	15/0	
Playoffs								
(New Orleans)								
1987	1/1	3	1	2	0/ 0/0	1	0/0	
(San Francisco)								
1990	2/2	7	6	1	0/ 0/0	0	0/0	
Total	3/3	10	7	3	0/ 0/0	1	0/0	

OTHER STATS: FORCED FUMBLES - 1981 (2), 1983 (1), 1984 (1), **CAREER** (4); **TD** - 1 (Returned blocked field goal 58 yards vs. Seattle (10-16).

WAYMER'S NFL HONORS: Pro Bowl - 1987.

WAYMER'S PERSONAL 49ERS' BESTS

- TOTAL TACKLES** - 9 (vs. New Orleans - 12-23-90)
- SOLO** - 7 (twice; vs. Washington - 9-16-90 & vs. New Orleans - 12-23-90)
- ASSISTS** - 2 (several times)
- INTERCEPTIONS** - 2 (vs. Atlanta - 9-23-90)
- INTERCEPTION RETURN YARDS** - 24 (vs. Pittsburgh - 10-21-90)
- LONG INTERCEPTION RETURN** - 24 (vs. Pittsburgh - 10-21-90)
- PASSES DEFENSED** - 2 (several times)
- FUMBLE RECOVERIES** - 1 (vs. N.Y. Giants - 12-3-90)

Dave Whitmore • 41

SAFETY

STEPHEN F. AUSTIN

2ND YEAR

HT: 6-1

WT: 235

BORN: 7-6-67

(FA IN '91)

PRO: Hulking, yet fast secondary defender...Youthful, developing talent with loads of potential...Should add depth and competition to defense...Signed by Niners as Plan B free agent from N.Y. Giants in '91.

1990: Played in all 16 regular season games and three postseason contests as rookie for N.Y. Giants...Had 20 solo tackles among 21 total regular and postseason stops.

CAREER: Selected in fourth round (107th overall) of '90 draft by Giants...Member of Super Bowl XXV world championship team.

COLLEGE: Completed four-year career with 359 tackles, 14 interceptions, and six sacks...Division 1-AA All-America as a senior in '89, after recording 100 total stops and four interceptions...Played in Senior Bowl...All-Southland Conference in '88 when he registered 10-or-more tackles in four games...Played first full season at safety in '87, following switch from LB...Recruited as FB but moved to defense as a freshman in '86...Needs four hours to complete degree in criminal justice.

PERSONAL: Born David L. Whitmore in Daingerfield, TX...Participated in football, wrestling, basketball, and track at Daingerfield High...Football team won state 3-A title three of his four years...Single, lives in Sunnyvale, CA.



WHITMORE'S PRO STATISTICS

Year	G/S	Tackles			Sacks No./Yds	Interceptions No./Yds.	Fumbles Rec./Yds.
		Tot.	Solo	Ast.			
1990	16/0	19	18	1	0/0	0/0	0/0
Playoffs							
1990	3/0	2	2	0	0/0	0/0	0/0

Brett Wiese • 51

CENTER-GUARD

WASHINGTON

1ST YEAR

HT: 6-4

WT: 280

BORN: 8-6-66

(FA IN '90)

PRO: Young, developing offensive lineman...Can play either guard or tackle.

1990: Spent entire 1990 season on developmental squad.

CAREER: Signed as free agent by New England in '89...Waived during camp...Inked contract with 49ers prior to '90 season.

COLLEGE: Four-year letterman for Washington...Three-year starter for Huskies...Red-shirt freshman on Orange Bowl team that went 11-1 in '84...Majored in political science.

PERSONAL: Born Brett Nathan Wiese in Arcadia, CA...Lettered in football and wrestling at Issaquah (WA) High...Played offensive and defensive tackle...Team advanced to state playoffs...All-King County offensively and defensively...All-America...Named to *The Sporting News*' "Top 100" prep



prospects...Graduated with 3.65 high school GPA...Member of National Honor Society and Who's Who Among High School Students...Single, lives in Issaquah, WA.



Jamie Williams • 81

TIGHT END **NEBRASKA** **9TH YEAR**
HT: 6-4 **WT: 245** **BORN: 2-25-60** **(FA IN '89)**

PRO: Rock-hard, intimidating player...Attacking, zealous, competitor...Combative game-day attitude.

1990: Caught two passes for 10 yards and played on special teams at New Orleans (9-10)...Played from scrimmage and on special teams, and recorded tackle following a fumble vs. Atlanta (9-23)...Caught two passes for 14 yards at Houston (10-7)...Had one reception following failed field goal attempt vs. L.A. Rams (11-25)...Caught one pass for eight yards vs. N.Y. Giants (12-3)...Had one reception for six yards at Cincinnati (12-9)...Made one catch for nine yards at L.A. Rams (12-17)...Had one reception for seven yards at Minnesota (12-30).

'90 POSTSEASON: Had one catch for 13 yards vs. Washington in NFC Divisional Playoff Game (1-12)...Played from scrimmage and on special teams vs. N.Y. Giants in NFC Championship Game (1-20).

1989: Signed by Niners as Plan B free agent from Houston...Broke middle finger of left hand Aug. 10...Placed on I.R. Sept. 5...Activated Dec. 11...TE sub at L.A. Rams (12-11)...Caught first passes of year (three) for 38 yards vs. Chicago (12-24)...Helped late season resurgence of running game with strong blocking on line of scrimmage...Subbed at TE in NFC Divisional Playoff Game vs. Minnesota (1-6-90)...Made six-yard catch in NFC Championship Game vs. L.A. Rams (1-14-90)...Had seven-yard grab against Denver in Super Bowl XXIV (1-28-90).

1988: Started all 16 regular season games and both playoff contests for Houston.

1987: Three of 13 receptions were for TDs...Started all 12 non-strike games.

1986: Had career-long 33-yard catch vs. L.A. Raiders (10-26)...Started every game for the Oilers.

CAREER: Drafted in third round (63rd overall) of '83 by N.Y. Giants...Waived at conclusion of training camp...Signed by St. Louis mid-way through '83 campaign but released after four games...Briefly on Tampa Bay roster following '83 season...Joined Oilers before opening of '84 training camp...Averaged 40 receptions and nearly 500 yards during first two seasons with Houston (1984-85)...Reception total decreased during next three seasons (average of 13 per year) as Oilers went to four wide-out alignment...Started all 76 non-strike regular season games for Oilers from start of '84 through '88.

COLLEGE: All-Big 8 as a junior and senior...Honorable mention All-America as senior in '82...Played in Hula Bowl, Senior Bowl, and Japan Bowl...Majored in broadcasting and speech communications...Roomed with former 49ers' running back Roger Craig at Nebraska.

PERSONAL: Born Jamie Earl Williams in Vero Beach, FL...Raised in Davenport, IA...Played football with former Niner Roger Craig at Davenport High...Williams has developed an off-the-field persona of Spiderman...Often makes anti-crime and anti-drug speeches to children during offseason...Also

pursuing acting career in TV or movies...Enrolled in communication classes in master's program at San Jose State University during offseason...He and his wife, Charlotte, maintain homes in Houston (TX) and Redwood City (CA).

WILLIAMS' PRO STATISTICS

Receiving

Year	G/S	No.	Yds.	Avg.	Long	TD
(St. Louis)						
1983	4/0	0	0	0.0	0	0
(Houston)						
1984	16/16	41	545	13.3	32	3
1985	16/16	39	444	11.4	29	1
1986	16/16	22	227	10.3	33	1
1987	12/12	13	158	12.2	25	3
1988	16/16	6	46	7.7	10	0
(San Francisco)						
1989	3/0	3	38	12.7	17	0
1990	16/0	9	54	6.0	9	0
Career	99/76	133	1512	11.4	33	8
Playoffs						
(Houston)						
1987	1/1	1	7	7.0	7	0
1988	2/2	1	14	14.0	14	0
(San Francisco)						
1989	3/0	2	13	6.5	7	0
1990	2/0	1	13	13.0	13	0
Total	8/3	5	47	9.4	14	0

OTHER STATS: TACKLES - 1990 (1).

WILLIAMS' PERSONAL NFL BESTS

RECEPTIONS - 5 (several times)

RECEIVING YARDS - 76 (vs. San Diego - 11-24-85)

LONG RECEPTION - 33 (vs. L.A. Raiders - 10-26-86)

TD RECEPTIONS - 1 (several times)

LONG TD RECEPTION - 29 (vs. San Francisco - 10-21-84)

TACKLES - 1 (vs. Atlanta - 9-23-90)

SOLO - 1 (vs. Atlanta - 9-23-90)

Steve Young • 8

QUARTERBACK BRIGHAM YOUNG 6TH YEAR
HT: 6-2 WT: 200 BORN: 10-11-61 (TRADE IN '87)

PRO: Exceptional, unique overall talent...Has molded his game to fit 49ers' offensive scheme...Developed fine pocket passing skills while maintaining dandy running ability...Blue-ribbon attitude and character...Coveted commodity around League.

1990: Relieved Joe Montana midway through fourth quarter vs. Pittsburgh (10-21), but did not attempt any passes...Entered game two times as fourth wide receiver vs. Cleveland (10-28), but did not catch any passes...Played in four-wide receiver alignment and at quarterback at Dallas (11-11), but did not make any



catches or attempt any passes...Completed first passing attempt of season vs. Tampa Bay (11-18) as he replaced Montana late in fourth quarter of that game...Made first start of season vs. New Orleans (12-23)...Became only second 49ers' QB in team history to rush for over 100 yards (102) in a game — Billy Kilmer had 103 yards at Detroit (10-1-61)...Relieved Montana to begin second half at Minnesota and engineered fourth-quarter come-from-behind victory at Minnesota (12-30)...Completed six of seven passes for 88 yards, including 34-yard TD pass to John Taylor, on that winning drive at Vikings.

'90 POSTSEASON: Replaced Joe Montana for one play late in second quarter vs. Washington in NFC Divisional Playoff Game (1-12)...Came in for injured Montana late in fourth quarter vs. N.Y. Giants in NFC Championship Game (1-20)...Completed only pass attempt for 25 yards.

1989: Played final series of game, subbing for injured Joe Montana (R elbow), at New Orleans (10-8)...Did not throw a pass while running out final minutes of Saints' game...Started following week at Dallas (10-15)...Led team with 79 rushing yards, including long of 22, against Cowboys...Subbed for injured Montana (L knee) for final play of first half and entire second half vs. New England (10-22)...Threw TD pass on only play of first half...Started following week at N.Y. Jets (10-29)...Injured right knee and ankle in second quarter...Replaced by Steve Bono...Returned to play late in quarter, prior to giving way to Bono for another series midway through fourth quarter, but finished game at QB...Played in fourth quarter vs. Atlanta (11-12)...Forced into action for one play (sacked for seven-yard loss) vs. Green Bay (11-19)...Replaced injured Montana (ribs) late in second quarter at Atlanta (12-3), and played all of second half...Completed first 10 passes, including 38-yard TD toss to John Taylor, and scored on one-yard run...Ran for two-yard score and threw eight-yard TD as starter vs. Buffalo (12-17)...Subbed late in fourth quarter in NFC Divisional Playoff Game vs. Minnesota (1-6-90)...Completed only pass attempt (six yards) in NFC Championship Game vs. L.A. Rams (1-14-90)...Completed two of three passes for 20 yards and had 11-yard run against Denver in Super Bowl XXIV (1-28-90).

1988: Subbed for injured Joe Montana (R elbow) during fourth quarter at New Orleans (9-4)...Started Week 2 at N.Y. Giants (9-11)...Played final series of third quarter and entire fourth quarter at Seattle (9-25)...Rushed twice for eight yards when pressed into action during final drive of fourth quarter and overtime period vs. Denver (10-9)...Played two series during third quarter at L.A. Rams (10-16) and in final series of game at Chicago (10-24)...Started for injured Montana (back) vs. Minnesota (10-30) and threw 73-yard TD to John Taylor...Recorded one of team's all-time memorable efforts, with 49-yard scoring run with 1:58 remaining in game, providing margin of victory in that Minnesota game...NFC Player-of-the-Week for effort against Vikings...Played entire game at Phoenix (11-6) and threw three-yard TD pass to Brent Jones...Played for injured Montana (L knee) for three series in second quarter vs. Washington (11-21)...Entered game near end of third quarter with team ahead by substantial margin at San Diego (11-27)...Played entire fourth quarter vs. L.A. Rams (12-18)...Quarterbacked final two series of NFC Divisional Playoff Game vs. Minnesota (1-1-89) and final series of contest in NFC Championship Game at Chicago (1-8-89)...Did not play vs. Cincinnati in Super Bowl XXIII (1-22-89).

1987: Acquired by San Francisco four days prior to 1987 draft for second- and fourth-round selections...Saw limited action early in regular season...Started

for injured Joe Montana (R hand) vs. New Orleans (10-15)...Completed five of six passes (including 46-yard TD to Jerry Rice) and rushed four times for 24 yards, prior to suffering a concussion late in first quarter...Subbed for Montana (L hamstring) for most of Chicago game (12-14)...Threw career-high four TDs, and rushed for 43 yards against Bears...Started for injured Montana (hamstring) vs. Atlanta (12-20)...Threw two TD passes, while completing 13 of 30 attempts for 216 yards...Added career-high 83 rushing yards, including 29-yard TD run...Started vs. L.A. Rams (12-27) and played all of first half...Completed 10 of 13 passes for 174 yards and three TDs, including 50-yard scoring toss to Rice...Replaced Montana in third quarter of NFC Divisional Playoff Game vs. Minnesota (1-9-88)...Completed 12 of 17 passes for 158 yards and one TD...Rushed for team-high 72 yards, including five-yard TD run.

1986: Had personal NFL highs in attempts (363) and completions (195) while starting all but first two contests for Tampa Bay.

1985: Signed with Tampa Bay (9-10) after release by L.A. Express of USFL...Buccaneers had made Young first selection in NFL Supplemental Draft (June, '84) of USFL players...Started final five games for Buccaneers...Played in 13 of 16 contests for Express that season...Played portion of final game as RB.

1984: Started 12 games for Express...Became first player in pro football history to rush for 100 yards and pass for 300 yards in same game (4-20, at Chicago).

CAREER: Selected in first-round (10th overall) of '84 USFL draft by L.A. Express...Did not sign with Express until season was underway, causing him to miss first six games of rookie season.

COLLEGE: Consensus All-America and Heisman Trophy runner-up to Nebraska's Mike Rozier in 1983...Completed .713 percent (306-of-429 for 3,902 yards and 33 TDs) of his passes as a senior for then-highest single season percentage in NCAA history...BYU won 11 of 12 games (including Holiday Bowl over Missouri) in '83, as he passed for over 300 yards in all but two contests.

PERSONAL: Born Steven Young in Salt Lake City, UT, but attended Greenwich (CT) High...Great-great-great grandson of Brigham Young...Attended law school at BYU during offseason...Single, lives in Palo Alto, CA.

YOUNG'S PRO STATISTICS

Passing

Year (USFL)	G/S	Att.	Comp.	Yds.	Pct.	Int.	Long	TD	QB
									Rating
1984	12/12	310	179	2361	.577	9	81t	10	80.6
1985 (Tampa Bay)	13/13	250	137	1741	.548	13	66t	6	63.1
1985	5/5	138	72	935	.522	8	59	3	56.9
1986 (San Francisco)	14/14	363	195	2282	.537	13	46	8	65.5
1987	8/3	69	37	570	.536	0	50t	10	120.8
1988	11/3	101	54	680	.535	3	73t	3	72.2
1989	10/3	92	64	1001	.696	3	50t	8	120.8
1990	6/1	62	38	427	.613	0	34t	2	92.6
USFL Totals	25/25	560	316	4102	.564	22	81t	16	73.1
NFL Totals	54/29	825	460	5895	.558	27	73t	34	78.4
Career	79/54	1385	776	9997	.560	49	81t	50	

Playoffs									
(USFL)									
1984	2/2	67	30	421	.448	4	39	1	46.0
(San Francisco)									
1987	1/0	17	12	158	.706	1	31	1	94.7
1988	2/0	1	1	-1	.1000	0	-1	0	79.2
1989	3/0	5	3	26	.600	0	13	0	73.8
1990	2/0	1	1	25	.1000	0	25	0	118.8
USFL Totals	2/2	67	30	421	.448	4	39	1	46.0
NFL Totals	8/0	24	17	208	.708	1	31	1	93.8
Total	10/2	91	47	629	.516	5	39	2	

Year	G/S	Rushing			Avg.	Long	TD
		Att.	Yds.				
(USFL)							
1984	12/12	79	515	6.5	47t	7	
1985	13/13	56	368	6.6	28	2	
(Tampa Bay)							
1985	5/5	40	233	5.8	20	1	
1986	14/14	74	425	3.5	31	5	
(San Francisco)							
1987	8/3	26	190	7.3	29t	1	
1988	11/3	27	184	6.8	49t	1	
1989	10/3	38	126	3.3	22	2	
1990	6/1	15	159	10.6	31	0	
USFL Totals	25/25	135	883	6.5	47t	9	
NFL Totals	54/29	220	1317	6.0	49t	10	
Career	79/54	355	2200	6.2	49t	19	
Playoffs							
(USFL)							
1984	2/2	9	68	7.6	16	0	
(San Francisco)							
1987	1/0	6	72	12.0	42	1	
1988	2/0	3	1	0.3	1	0	
1989	3/0	5	5	1.0	11	0	
1990	2/0	0	0	0.0	0	0	
USFL Totals	2/2	9	68	7.6	16	0	
NFL Totals	8/0	14	78	7.4	42	1	
Total	10/2	23	146	6.3	42	1	

OTHER STATS: POSTSEASON RECEIVING YARDS - 1987 (2 on lateral from Dwight Clark).

YOUNG'S PERSONAL NFL BESTS

PASSES ATTEMPTED - 43 (vs. Chicago - 11-9-86)
COMPLETIONS - 22 (twice: vs. Chicago - 11-9-86 & vs. New Orleans - 12-23-90)
PASSING YARDS - 277 (vs. Green Bay - 12-22-85)
TD PASSES - 4 (vs. Chicago - 12-14-87)
LONG PASS - 73 (vs. Minnesota - 10-30-88)
LONG TD PASS - 73 (to John Taylor vs. Minnesota - 10-30-88)
INTERCEPTIONS - 3 (at Minnesota - 12-8-85)
RUSHES - 11 (at Dallas - 10-15-89)
RUSHING YARDS - 102 (vs. New Orleans - 12-23-90)
LONG RUSH - 49 (vs. Minnesota - 10-30-88)
TD RUSHES - 2 (vs. Buffalo - 11-2-86)
LONG TD RUSH - 49 (vs. Minnesota - 10-30-88)

1991 SAN FRANCISCO 49ERS' DRAFT CHOICES

Ted Washington

NOSE TACKLE • LOUISVILLE • (D-1)
HT: 6-4 • WT: 299 • BORN: 4-13-68



PRO-FILE: Mammoth, explosive talent...Strong at point of attack...Handled double-team blocking through collegiate career...Can play inside or outside on defensive line.

COLLEGE: All-South Independent performer while recording 76 total tackles, including seven sacks as a senior in '90...Also blocked three field goal attempts, including one that preserved a 10-10 tie against San Jose State...Added 15 stops for lost yardage that season...Played in Fiesta Bowl win over Alabama...Participated in Senior Bowl and Japan Bowl...Recorded seven sacks as a junior in '89...Registered four games of 10-or-more tackles, while finishing fifth on the defense with 66 total stops...All-Metro as a sophomore in '88 with 86 total tackles...Added seven sacks, an interception and a blocked field goal that season...Had six sacks amongst 66 tackles as a true-freshman, part-time starter in '87...Needs 12 units to complete degree in physical education.

PERSONAL: Born Ted Washington in Tampa, FL, where he participated in football, baseball, track, and wrestling at Tampa Tech High...State wrestling champ as a senior in unlimited weight class...Father (Ted) played linebacker for Houston Oilers (1973-82)...Second of three children...Single.

DRAFT NOTES: Selected in first round (25th overall)...San Francisco had not taken a defensive lineman in first round since 1980 (Jim Stuckey—Clemson)...Third highest player selected from Louisville - Cardinal linebacker Otis Wilson (Chicago) was the 19th pick overall in '80 draft and guard Bruce Armstrong (New England) was the 23rd pick of the '87 draft.

DRAFT QUOTES: "Ted is one of the top defensive linemen in this draft," stated Coach George Seifert. "We were impressed with his power and strength in the middle of the line . . . We think he will be able to play on the nose and at defensive end."

WASHINGTON'S COLLEGIATE STATISTICS

Year	G/S	Tot.	Tackles		Sacks	Interceptions		Fum. Rec.
			Solo	Ast.		No./Yds.		
1987	11/4	66	41	25	6	0/0	0	
1988	11/11	86	50	36	7	1/19	1	
1989	11/7	66	43	23	7	0/0	0	
1990	12/12	76	55	21	7	0/0	0	
Career	45/34	294	189	105	27	1/19	1	



Ricky Watters

RUNNING BACK • **NOTRE DAME** • **(D-2A)**
HT: 6-1 • **WT: 212** • **BORN: 4-7-69**

PRO-FILE: Gifted, versatile athlete...Excellent running and pass receiving skills...Adept return specialist...Willing blocker...Exceptional desire to excel.

COLLEGE: Tied school record by returning three punts for scores during brilliant four-year career...His 97-yard punt return vs. SMU in '89, established a school mark...Played in every game (starting five) as a senior...Rushing yardage total (623) was second on team...Added nine TDs...Rushed 17 times for career-high 174 yards and two TDs in victory over Tennessee...Followed that performance with 114 yards, including 22-yard score against Penn State...Scored on two-yard run vs. Colorado in the Orange Bowl...Started 11 of 12 games at tailback as a junior in '89...Finished second on team in rushing yards (794) and added 10 TDs touchdowns...Ranked 11th in nation with 13.4 punt return average...Rushed for 134 yards in victory against Navy...Ran for 128 yards and a TD as Irish defeated Penn State...Started five games after moving to flanker in '88, and scored two touchdowns on punt returns that season...Returned first punt of season (vs. Michigan) 81 yards for a score...Raced 66 yards to score on punt return against Purdue...Led Irish receivers in total catches (16) and scored two TDs...Made 57-yard catch to aid in national title win over West Virginia in Fiesta Bowl...Played in every game as a freshman in '87, finishing second on team with 370 rushing yards...Had 75-yard TD run in Notre Dame win over Alabama...Concluded work toward degree in design during spring of '90.

PERSONAL: Born Richard James Watters in Harrisburg, PA...Participated in football, basketball, and track at Bishop McDevitt High...Two-time all-state running back...Has an older sister...Single.

DRAFT NOTES: Selected in second round (45th overall)...Choice acquired from Cincinnati for Niners second round pick via Miami (53rd overall) and San Francisco's fourth round selection (110th overall)...First player taken by Niners from Notre Dame since Bobby Leopold (1980 — eighth round).

DRAFT QUOTES: "Ricky has multiple physical abilities," said Coach George Seifert. "He has the speed to run outside, he is a slashing runner inside, and a fine receiver. We expect to utilize his fine offensive talents in our scheme."

WATTERS' COLLEGIATE STATISTICS

Year	Rushing					Receiving					
	G/S	Att.	Yds.	Avg.	Long	TD	No.	Yds.	Avg.	Long	TD
1987	12/0	70	370	5.3	75t	3	7	80	11.4	28	0
1988	10/5	34	91	2.6	14	0	16	343	21.4	57	2
1989	12/11	120	794	6.6	53	10	13	196	15.1	32	0
1990	12/5	117	623	5.3	66t	9	7	58	8.3	23	0
Career	46/21	341	1878	5.5	75t	22	43	677	15.7	57	2

Year	Punt Returns			
	G/S	No.	Yds.	Avg.
1987	12/0	2	23	11.5
1988	10/5	19	253	13.3
1989	12/11	15	201	13.4
1990	12/5	0	0	0.0
Career	46/21	36	477	13.3

John Johnson

LINEBACKER • CLEMSON • (D-2C)
HT: 6-3 • WT: 230 • BORN: 5-8-68

PRO-FILE: Fast, agile player...Rare size/speed ratio...Can drop into pass coverage or rush the passer...Talents seem well suited for 'nickel' linebacker position.

COLLEGE: Two-year starter at OLB...Second team All-ACC as a senior in '90...Had four sacks among 48 total tackles...Saved best game of year for finale in Hall of Fame Bowl win over Illinois, as he recorded seven tackles, including two sacks...Played in Senior Bowl...Started every game in '89, and registered five contests with six-or-more tackles...Credited with 13 quarterback pressures, two passes defended, and a forced fumble during junior campaign...Had five tackles while aiding defense in triumph against West Virginia in Gator Bowl...Slowed by neck injury in '88, but still managed four sacks and nine pressures...*Sporting News*' all-freshman in '87...Played in every game and recorded 52 total tackles...Lettered on Tigers' track team in '88...Ran 55 meters (6.41) and 200 meters (22.31) indoors...Needs 26 units to earn degree in Industrial Education.

PERSONAL: Born John Vernard Johnson in LaGrange, GA...*USA Today*'s 1986 state Player-of-the-Year...Put the shot 53-4 1/2, tossed the discus 153-2, and ran on school-record 440 relay team...Second of four children...Single.

DRAFT NOTES: Second of two second-round choices (54th overall) by Niners (Ricky Watters — 45th overall was other).

DRAFT QUOTES: "John has a lot of flash to his play," stated Coach George Seifert. "He puts good pressure on the quarterback using his excellent speed, and when you put his size together with that speed, it makes for a unique combination."

JOHNSON'S COLLEGIATE STATISTICS

Year	G/S	Tackles			Sacks	Interceptions	
		Tot.	Solo	Ast.		No/Yds.	Fum. Rec.
1987	11/4	52	25	27	4.5	0/0	0
1988	11/5	50	21	29	4.0	0/0	0
1989	11/11	68	29	39	2.0	0/0	0
1990	11/11	48	29	19	4.5	1/0	0
Career	44/31	218	104	116	15.0	1/0	0

Mitch Donahue

LINEBACKER • WYOMING • (D-4)
HT: 6-2 • WT: 254 • BORN: 2-4-68

PRO-FILE: Big, hard-working player...Exhibits high effort level and constant determination...Can overpower and/or out maneuver opponents...Will be asked to switch from down lineman to inside linebacker.

COLLEGE: All-America as a senior in '90...WAC Defensive Player-of-the-Year in 1989 & '90...Led nation with 22 sacks...Registered



two-or-more sacks in five contests, including two games with four quarterback traps...Had three games with at least eight tackles...Made 10-yard sack vs. California in Copper Bowl...Cowboys' MVP in '89...Recorded 10 sacks among 61 total tackles...Added two blocked passes at line of scrimmage and three forced fumbles that season...All-WAC as a sophomore, while starting all games at left DE...Credited with six sacks as freshman in '87...Redshirted during '86 season...Majored in broadcast journalism.

PERSONAL: Born Mitchell Todd Donahue in Los Angeles, CA...Family moved to Billings, MT, during his childhood...Starred at Billings West High, where he participated in football and track...Won state title in discus (181') and finished second in shot put (58') as a senior...Placed fourth in state as heavyweight wrestler...Married to the former Melissa Wolff (8-4-90).

DRAFT NOTES: Selected in fourth round (96th overall)...Choice acquired from Green Bay with Packers' fifth round pick (123rd overall) in exchange for Niners' third round choice (82nd overall).

DRAFT QUOTES: "Mitch displays a lot of heart and determination on the field," stated Defensive Coordinator Bill McPherson. "We believe that he has the athletic ability to make the transition to linebacker. We hope he can take on blockers and fill holes on the inside running game."

DONAHUE'S COLLEGIATE STATISTICS

Year	G/S	Tackles			Interceptions		Fum. Rec.
		Tot.	Solo	Ast.	Sacks	No./Yds.	
1987	11/9	48	36	12	7	0/0	1
1988	10/10	65	46	19	10	0/0	0
1989	11/11	61	41	20	10	0/0	1
1990	11/11	68	54	14	22	0/0	3
Career	43/41	242	177	65	49	0/0	5



Merton Hanks

CORNERBACK • **IOWA** • **(D-5A)**
HT: 6-2 • **WT: 185** • **BORN: 3-12-68**

PRO-FILE: Rangy, athletic performer...Has knack for making big plays at crucial moments...Played cornerback but displays talents for safety position.

COLLEGE: Established Hawkeye record with seven blocked kicks...Consensus All-Big Ten and AP second team All-America in '90...Led conference with 14 passes defended...Added three interceptions and two punt returns for 53 yards...Blocked two punts and a field goal that season...Recipient of Iowa's "Hustle Award" in '89, and second team All Big-10...Had string of 36 consecutive starts snapped vs. Minnesota in season finale...Led team, and tied for third in conference, with 12 passes defended in '88...Scored TD on end zone recovery of blocked punt vs. Colorado...Had career high 16 tackles vs. Indiana...Recorded three games of 10-or-more tackles as a freshman in '87...Blocked a punt vs. Wyoming that was recovered in the end zone for a TD...Blocked a field goal with :46 to preserve win in Holiday Bowl...Graduated with degree in liberal arts in fall of '90.

PERSONAL: Born Merton E. Hanks in Dallas, TX...Participated in football and track at Dallas Lake Highlands High...Won district 110-meter hurdles

championship (13.7) as a junior...Youngest of six children...Wife (formerly Marva Fuller) is a star performer on the Iowa women's basketball team.

DRAFT NOTES: Selected in fifth round (123rd overall)...Choice acquired by Niners along with Packers' fourth round choice (96th overall) in exchange for San Francisco's third round (82nd overall) selection.

DRAFT QUOTES: "Merton was one of the best coverage guys in the draft," said defensive backfield coach Ray Rhodes. "He was always assigned to the opponents best receiver and usually did a good job covering them. We really think Merton can help us in the secondary."

HANK'S COLLEGIATE STATISTICS

Year	G/S	Tackles			Ast.	Sacks	Interceptions	
		Tot.	Solo	Fum. Rec.			No./Yds	
1987	13/13	60	39	21	0	2/0	0	
1988	13/13	86	54	32	0	1/38	2	
1989	11/10	56	39	17	0	3/13	0	
1990	11/11	46	34	12	0	3/27	0	
Career	48/47	248	166	82	0	9/78	2	

Harry Boatswain

TACKLE • **NEW HAVEN** • (D-5B)
HT: 6-4 • **WT:** 295 • **BORN:** 6-26-69

PRO-FILE: Intriguing prospect...Big, strong aggressive lineman...Adept blocker in running or passing situations...Nimble movement for size.

COLLEGE: All-New England and All-ECAC as a senior in '90...Volunteered to substitute on defensive line during final game of collegiate career...Made five tackles in that contests...Also scored TD on 22-yard "fumblerooski" play...All-New England in '89...Played guard and tackle as a sophomore in '88...Freshman defensive lineman switched to offensive line during spring drills...Graduated with class, earning degree in business administration and marketing.

PERSONAL: Born Harry Kwane Boatswain in Brooklyn, NY, where he was a two-time all-city selection at James Madison High...Oldest of two children...Single.

DRAFT NOTES: Selected in fifth round (138th overall)...First player from University of New Haven ever taken by the Niners.

DRAFT QUOTES: "Harry displayed great raw talent and impressive ability," stated offensive line coach Bobb McKittrick. "He will be asked to make a big step up from Division II to the NFL, but we hope he can make the grade."

BOATSWAIN'S COLLEGIATE STATISTICS

GAMES/STARTS — 1987 (4/0), 1988 (11/9), 1989 (11/11), 1990 (11/11),
CAREER (37/31).





Scott Bowles

TACKLE • **NORTH TEXAS STATE** • (D-6)
HT: 6-5 • **WT: 280** • **BORN: 12-20-67**

PRO-FILE: Strong, physical player...Can be dominating on line...Effective pass protector.

COLLEGE: All-Southland Conference each of his four seasons (1987-90) for the Mean Green...Averaged more than 35 "knockdown blocks" every year...Picked up 20 pounds between redshirt season of '86 and freshman campaign of '87...Added 30 more pounds prior to start of '88 schedule...Needs one class to complete studies in management.

PERSONAL: Born Mitchell Scott Bowles in Wichita Falls, TX...All-state performer in football, basketball, and baseball at Notre Dame High...Oldest of three children...Single.

DRAFT NOTES: Selected in sixth round (166th overall)...Second consecutive offensive lineman taken by San Francisco (Harry Boatman - fifth round, 138th overall)...First player from North Texas ever selected by the Niners.

DRAFT QUOTES: "Scott played very well against his opponents in college," said offensive line coach Bobb McKittrick. "We will just have to see what he can do at this level. He appears to have the footwork and agility to possibly play guard, in addition to his skills at tackle."

BOWLES' COLLEGIATE STATISTICS

GAMES/STARTS — 1987 (9/6), 1988 (10/8), 1989 (11/11), 1990 (11/11), **CAREER (41/36).**



Sheldon Canley

RUNNING BACK • **SAN JOSE STATE** • (D-7)
HT: 5-9 • **WT: 195** • **BORN: 4-19-68**

PRO-FILE: Nifty runner, return specialist...Power-packed small frame...Elusive, darting style of escaping defenders...Capable pass receiver out of the backfield.

COLLEGE: Established NCAA career record with 205.8 all-purpose yards average per game...Set Spartan marks with 576 rushing attempts, 2,513 rushing yards and 27 rushing TDs...Also established school standards with 77 kickoff returns for 1,800 yards, and his 32 total scores and 5,146 total all-purpose yards eclipsed previous SJSU records as well...All-Big West as a senior...Set school single season rushing record with 1,248 yards...Led Spartans in scoring with 90 points...Rushed for 100-or-more yards in six contests...Had school-record single-game highs of 43 attempts and 253 yards vs. UNLV...Returned kickoff 93 yards for a score against New Mexico State...Ranked second in nation with 2,513 all-purpose yards in '89...Rushed for 1,201 yards and totaled 969 kick-off return yards, narrowly missing becoming the first player in NCAA history to surpass 1,000 rushing/return yards in the same season...Scored on 97-yard kickoff return vs. Fresno State...Played in first three games of '88 season prior to sustaining ankle injury that sidelined him for

remainder of year...Received medical hardship allowing him to keep his remaining two years of eligibility...Two-year starter (1986-87) and all-state performer at Hancock JC...Also lettered on track team...Needs 30 units to complete degree in advertising.

PERSONAL: Born Sheldon Lavell Canley in Santa Barbara, CA...Played football at Lompoc (CA) High...Ran 100, 200 meters and long jumped on track team...Youngest of two children...Single.

DRAFT NOTES: Selected in seventh round (194th overall)...Same round as previous SJSU tailback Johnny Johnson (169th overall) was taken by Phoenix during 1990 draft.

DRAFT QUOTES: "Sheldon is a guy who has proven to be very durable," stated running backs coach Ray Sherman. "He was an every down back and the focal point of the offense. We look forward to him adding to the competition at our running back position."

CANLEY'S COLLEGIATE STATISTICS

Year	G/S	Rushing					Receiving				
		Att.	Yds.	Avg.	Long	TD	No.	Yds.	Avg.	Long	TD
(Hancock JC)											
1986	NA	91	485	5.3	N/A	6	— Not Available —				
1987	NA	219	1272	5.8	N/A	12	14	220	14.7	N/A	1
(SJSU)											
1988	3/3	22	64	2.9	11	2	11	89	8.1	13	0
1989	11/11	258	1201	4.7	65	13	42	353	8.4	37	1
1990	12/12	296	1248	4.2	51	12	31	386	12.5	53	2
Career	26/26	886	4270	4.8	65	45	98	1048	10.7	53	4

Kickoff Returns

Year	G/S	No.	Yds.	Avg.	Long	TD
(Hancock JC)						
1986		— Not Available —				
1987	NA	14	351	25.1	N/A	0
(SJSU)						
1988	3/3	13	267	20.5	35	0
1989	11/11	40	959	23.9	97t	1
1990	12/12	24	574	23.9	93t	1
Career	26/26	91	2151	23.4	97t	2

Tony Hargain

WIDE RECEIVER • **OREGON** • **(D-8)**
HT: 6-0 • **WT: 188** • **BORN: 12-26-67**

PRO-FILE: Gifted athlete...Great leaping ability results in many acrobatic catches...Has shown steady improvement with maturity...Must rebound from major knee injury.

COLLEGE: Caught 10 passes for 206 yards and two TDs in '90 season opener against San Diego State...Broke kneecap in first quarter of following game ending senior season...Had two games of 100-or-more yards receiving in '89, including season-best 145 yards vs. Washington...Played in every game during sophomore season...Started four games in '87...Scored first collegiate TD on eight-yard



reception vs. Stanford...Three-year letterman on basketball team...Redshirted during '86 campaign...Graduated in fall of '90, with degree in rhetoric and communications with minor in sociology.


PERSONAL: Born Anthony Michael Hargain in nearby Palo Alto, CA, but attended North Highlands (CA) Central High...Offensive Back-of-the-Year in football as a senior and all-league in basketball with 26.2 scoring average...Youngest of four children...Single.

DRAFT NOTES: Selected in eighth round (222nd overall)...Second consecutive year Niners have taken a wide receiver in eighth round (Dwight Pickens - Fresno State in '90).

DRAFT QUOTES: "We liked what we saw of Tony prior to injury," said Coach George Seifert. "We will have to see if he has fully recovered and is able to play. If not, Tony will get a chance to compete for a job after his recovery."

HARGAIN'S COLLEGIATE STATISTICS

Year	G/S	No.	Receiving			
			Yds.	Avg.	Long	TD
1987	11/4	18	215	11.9	27	1
1988	12/10	5	49	9.8	19	0
1989	12/12	40	686	20.0	29	5
1990	2/2	10	206	20.6	69	2
Career	37/28	73	1056	15.5	69	8



Louis Riddick

SAFETY • **PITTSBURGH** • (D-9)
HT: 6-2 • **WT: 217** • **BORN: 3-15-69**

PRO-FILE: Big, imposing force in the defensive backfield...Comes up strong to support run...Able coverage abilities.

COLLEGE: All-Big East as starting SS as a senior...Had best game of year against Boston College with six tackles and a pair of interceptions...GTE/CoSIDA second team academic All-America in '89 while moving over to FS position...Started 10 of 11 games at SS for Panthers during the '88 campaign...Had career-high 12 tackles against Penn State that season...Played FS and FB as freshman when he rushed 40 times for 175 yards (4.4 average) prior to becoming full-time defensive performer during spring drills...Earned Athletic Director's honor roll, Dean's List accolades, and was recipient of school's Provost Scholarship...Graduated in spring of '91 with economics degree.

PERSONAL: Born Louis Angelo Riddick in Quakertown, PA...Parade All-America playing FB and FS at Pennridge (PA) High...Placed third in 100 and 300-meter hurdles while competing on track team...Samaritan All-America honoree, bestowed upon the nation's top high school athletes who display leadership, sportsmanship and athletic ability...Youngest of four children...Brother, Robb, is a fullback with the Buffalo Bills...Single.

DRAFT NOTES: Selected in ninth round (250th overall)...Joins former Pitt teammate Dean Caliguire whom Niners drafted in fourth round of '90 draft.

DRAFT QUOTES: "Louis reminds us physically of Carlton Williamson (who also played safety at Pitt prior to being drafted by San Francisco)," stated Coach

George Seifert. "He is a big guy back there in the secondary who plays smart and can hit."

RIDDICK'S COLLEGIATE STATISTICS

Year	G/S	Tackles		Ast.	Sacks	Interceptions		Fum. Rec.
		Tot.	Solo			No./Yds.		
1987	8/0	11	7	4	0	0/0	0	
1988	10/11	65	40	25	1	0/0	1	
1989	10/10	63	45	18	0	2/1	0	
1990	11/11	47	27	20	0	2/28	0	
Career	39/22	186	119	67	1	4/29	1	

Byron Holdbrooks

NOSE TACKLE • ALABAMA • (D-10)
HT: 6-5 • WT: 280 • BORN: 11-8-67

PRO-FILE: Versatile performer who can play all positions on defensive line...Will be auditioned at NT and DE.

COLLEGE: Worked way into starting position on defensive line...Had best season of career in '90 with 34 total tackles while playing DE...Subbed during early portion of junior year, but was starter at NT by end of season...Sustained season-ending knee injury after only two games of '88 campaign...Played extensively during '87 season following redshirt year in '86...Majoring in marketing.

PERSONAL: Born Byron Holdbrooks in Haleyville, AL...All-state while playing football at Haleyville High...Oldest of two children...Married the former Andrea Collins (3-22-91).

DRAFT NOTES: Selected in 10th round (278th overall)...Second NT/DE taken by San Francisco during '91 draft (Ted Washington - 1st/26th overall).

DRAFT QUOTES: "Byron should come in and give us an all-out effort," offered defensive line coach John Marshall. "He has added some additional bulk to help his play at this level. We expect to see a hungry, eager player."



HOLDBROOKS COLLEGIATE STATISTICS

Year	G	Tackles		Ast.	Sacks	Interceptions		Fum. Rec.
		Tot.	Solo			No./Yds		
1987	8	13	8	5	1/4	0/0	0	
1988	2	4	3	1	0/0	0/0	0	
1989	11	10	6	4	1/4	0/0	0	
1990	11	34	21	13	3/20	0/0	0	
Career	32	61	38	23	5/28	0/0	0	



Bobby Slaughter

WIDE RECEIVER • LOUISIANA TECH • (D-11)
HT: 5-11 • WT: 171 • BORN: 4-24-68

PRO-FILE: Quick, crafty receiver with sure hands...Has good speed and acceleration to the ball...Long-ball threat...Nifty runner after the catch.

COLLEGE: Bulldogs school record holder with 198 career receptions...Set single season mark with 78 catches as a senior in '90...Had three games with 10-or-more receptions and four contest with more than 100 receiving yards...All-Louisiana pick as a junior when he led team with 60 receptions...Had career-high 145 yards on 12 receptions vs. East Carolina...Followed that performance with 129 yards against Northern Illinois...First of three consecutive years leading La. Tech in receptions (49) was '88...Played in 10 games in '87, after redshirting during '86 campaign...A general business major needing six units to graduate.

PERSONAL: Born Robert Slaughter in Ruston, LA, where his '82 Ruston High team won the state championship...Brother Michael played SS for the Bulldogs during 1987-88 seasons...Father Mickey, who was an assistant coach at La. Tech, is the school's career leader for pass completion percentage (.585)...Single.

DRAFT NOTES: Selected in the 11th round (306th overall)...Only player selected from La. Tech during '91 draft.

DRAFT QUOTES: "Bobby is a very good receiver with a knack for getting open," said receivers coach Sherman Lewis. "He could push for a spot on this team with his desire and athletic ability."

SLAUGHTER'S COLLEGIATE STATISTICS

Year	G	No.	Receiving			TD
			Yds.	Avg.	Long	
1987	10	11	95	8.5	26	0
1988	11	49	623	12.7	50	2
1989	10	60	832	13.9	44	7
1990	11	78	994	12.7	47	5
Career	42	198	2544	12.8	50	14



Cliff Confer

DEFENSIVE END • MICHIGAN STATE • (D-12)
HT: 6-3 • WT: 270 • BORN: 8-13-68

PRO-FILE: Big interior lineman with fine skills...Force at line of scrimmage...Has also played defensive tackle.

COLLEGE: Worked way into starting lineup as a senior following three years subbing on defensive line...Started all 12 games, recording 65 total tackles...Played in 10 games as a junior in '89...Subbed behind Washington Redskins' 1991 No. 1 draft choice Bobby Wilson...Also subbed on defensive line during '88 slate...Saw action in six contests during freshman season in '87...Redshirted during '86 campaign...Graduated with

double major in criminal justice and psychology.

PERSONAL: Born Clifford Lyle Confer in New Lothrop, MI...Nicknamed "Skip"...Played football at New Lothrop High, where he was also a two-time state heavyweight wrestling champion and threw shot on track team...Youngest of seven children...Single.

DRAFT NOTES: Selected in 12th round (334th overall)...San Francisco's first and last selection of '91 draft were defensive lineman (Ted Washington - Louisville and Confer).

DRAFT QUOTES: "Cliff is a competitive player who should come to camp ready to fight for a position," said defensive line coach John Marshall.

CONFER'S COLLEGIATE STATISTICS

Year	G/S	Tackles		Ast.	Sacks	Interceptions		Fum. Rec.
		Tot.	Solo			No./Yds.		
1987	6/0	2	2	0	0/0	0/0	0	
1988	10/0	11	5	6	0/0	0/0	0	
1989	10/0	12	7	5	1/3	0/0	0	
1990	12/12	112	65	47	2/8	0/0	1	
Career	38/12	137	79	58	3/11	0/0	1	

1991 SAN FRANCISCO 49ERS — ROOKIE FREE AGENTS

Randy Barnes, NT, Texas A&M (6-4, 305) — World class shot putter...Ranked No. 1 in U.S. and second in world in 1988 and won a silver medal at 1988 Summer Olympics in Seoul...Set world indoor record with a put of 74-4 1/4 in 1989, then established the outdoor mark a year later with an effort of 75-10...Won gold medal at Goodwill Games in 1990...Ranked No. 1 in world prior to being suspended by TAC...Attended St. Albans (WV) High.

Gary Compton, WR, East Texas State (6-3, 191) — Holds school and conference career records for receptions (181), receiving yards (3,041), and TDs (30)...Led Lions with 50 receptions for 812 yards and 12 TDs as a senior (1990) and 56 receptions for 922 yards as a junior (1989)...Started at TE as a sophomore, catching 47 passes for 786 yards...Began freshman season at safety before moving to TE...All-league at safety and punter while at Irving (TX) High.

Ralph Martini, QB, San Jose State (6-2, 217) — Guided Spartans to 9-2-1 mark and a victory in the 1990 California Bowl...All-Big West while passing for 2,928 yards and 23 TDs...Threw for 969 yards and seven TDs as a junior in 1989...Transferred from BYU in 1988...Started collegiate career as TE, catching two TD passes for the Cougars in 1986...Attended Roseville (CA) High School.

Mike Sanfratello, DE, Northern Arizona (6-4, 265) — Played every game during senior season despite nagging injuries...All-Big Sky as a junior, recording 81 tackles and four sacks...Collegiate teammate of 49ers' T Frank Pollack...All-state in both football and basketball at Coronado High in Scottsdale, AZ.

SAN FRANCISCO 49ERS — FREE AGENTS

GOSS, Antonio **LB** **(6-4, 228)** **North Carolina** **2**

Taken by San Francisco 49ers in the 12th round (319th overall) of 1989 NFL draft...Began season on developmental squad but was activated to 47-man roster after eighth week...Appeared in eight games, recording five tackles and a fumble recovery...Released by Niners during '90 training camp...Signed as free agent with San Diego...On active roster for two games but didn't play...Played first two seasons at NC as a safety before switching to linebacker...Earned high school All-America honors as a running back at Randleman (NC) High...Rushed for 2,045 yards and 41 TDs as a senior and finished career with more than 5,000 yards rushing and 82 scores.

GRAY, James **RB** **(5-11, 205)** **Texas Tech** **1**

Selected in fifth round (120th overall) of 1990 NFL draft by New England Patriots but didn't make the squad...Texas Tech's all-time leading rusher with 742 carries for 4,066 yards and 45 TDs...Graduated as third leading rusher in Southwest Conference history behind Earl Campbell and Eric Dickerson...Rushed for school-record 1,509 yards as a senior in 1989...Prepped at Trimble Tech in Ft. Worth, TX.

GRAYSON, Dan **LB** **(6-3, 245)** **Washington State** **1**

Drafted by Pittsburgh Steelers in seventh round (182nd overall) of 1990...Waived before start of season...Earned All-Pac 10 honors as a senior at Washington State...Spent most of junior season playing with a broken jaw...Transferred from Wenatchee (WA) Junior College, where he was a TE...Attended Woodlawn (WA) High.

GREEN, Anthony **WR** **(6-0, 190)** **Western Kentucky** **1**

Free agent signee with Cincinnati in 1990...Released by Bengals during training camp...Lec Hilltoppers as a senior in '89 with 28 receptions and 435 yards...Played in 10 contests during '88 campaign...Transferred to WKU following two seasons at Tyler (TX) JC...Prepped at Samuel High in hometown of Dallas, TX.

HARVEY, Stacey **LB** **(6-3, 250)** **Arizona State** **1**

Signed as free agent with L.A. Raiders in 1988...Released during training camp...Signed with New Orleans in 1989, but was waived prior to start of season...Joined Kansas City's developmental squad two weeks later...Activated for nine regular season games for Chiefs...Signed by Miami as a Plan B free agent in 1990, but released during final cut...Four-year letterman for ASU...Attended Pasadena (CA) High.

HODGE, Milford **NT** **(6-3, 278)** **Washington State** **5**

Selected in eighth round (224th overall) of 1985 by New England, but released during camp...Re-signed with Patriots in 1986, placed on IR (thumb), then waived...Signed by New Orleans, played one game, then released...Again signed by New England for final six games...Played in 43 games for Pats over next three seasons...Signed as free agent with Washington in 1990...Waived prior to start of season...Played both NT and DE at Washington State...Also played two seasons on WSU basketball team...Prepped at South San Francisco (CA) High.

HODGE'S PRO STATISTICS

Year	G/S	Total Tackles	Interceptions		Sacks	Fum. Rec.
			No./Yds.	No./Yds.		
(New Orleans)						
1986	1/0	0	0/0	0/0	0	0
(New England)						
1986	6/0	4	0/0	1/NA	0	0
1987	12/0	6	0/0	1/NA	0	0
1988	15/7	20	0/0	1/NA	1	1
1989	16/1	7	0/0	0/0	0	0
Career	50/8	37	0/0	3/NA	1	1

INGRAM, Darryl **TE** **(6-3, 230)** **California** **2**

Selected in fourth round (108th overall) by Minnesota Vikings in 1989 draft...Appeared in all 16 games that season, starting two...Caught four passes in his first game vs. Houston (9-23-89)...Released during 1990 training camp...Was a four-year letterman, two-year starter, and two-time All-Pac 10 (honorable mention) at Cal...Played in Blue-Gray Game, Hula Bowl and Japan Bowl...Prepped at Newhall (CA) High.

INGRAM'S PRO STATISTICS

Year	G/S	No.	Yds.	Avg.	Long	TD
(Minnesota)						
1989	16/2	5	47	9.4	21	1

JOELSON, Greg **DE** **(6-3, 270)** **Arizona State** **1**

Played for CFL's British Columbia Lions in 1990...Started seven games, recording 18 tackles (high among Lions' linemen) and three sacks...Had two fumbles and had a fumble recovery...Two-year letterman at ASU (1987-88) after transferring from Willamette University in Salem, OR.

MANDLEY, Pete **WR** **(5-10, 195)** **Northern Arizona** **8**

Selected in second round (47th overall) of '84 draft by Detroit...First NFL TD was a 63-yard punt return against 49ers (10-20-85)...Led team in receiving during the 1987-88 campaigns...Became Lions' career leader in punt return yards (1,360) and tied Lem Barney for punt returns lead (143)...Released by Detroit in '89...Signed by Kansas City and finished season as the team's second leading receiver with 35 receptions...Played first five games of 1990 for Chiefs prior to being released...Established 13 school marks at Northern Arizona...Prepped at Mesa (AZ) Westwood High.

MANDLEY'S PRO STATISTICS

Year	G/S	Receiving				Punt Returns					
		No.	Yds.	Avg.	Long	TD	No.	Yds.	Avg.	Long	TD
(Detroit)											
1984	15/0	3	38	12.7	19	0	2	0	0.0	0	0
1985	16/0	18	316	17.6	37	0	38	403	10.6	63t	1
1986	16/0	7	106	15.1	51	0	43	420	9.8	81	1
1987	12/12	58	720	12.4	41	7	23	250	10.9	61	0
1988	15/14	44	617	14.0	56t	4	37	287	7.8	25	0
(Kansas City)											
1989	13/12	35	476	13.8	44	1	19	151	7.9	19	0
1990	5/2	7	97	13.9	24	0	0	0	0.0	0	0
Career	92/40	172	2370	13.8	56t	12	162	1511	9.3	63t	2

MITZ, Alonzo **DE** **(6-4, 278)** **Florida** **5**

Eighth round selection (211th overall) by Seattle Seahawks in '86, and appeared in 40 games with the Seahawks from 1986-89, recording 45 tackles and five sacks...Signed as free agent with Washington prior to '90 season...Waived by Redskins during training camp...Four-year letterman and two-year starter for Gators...Played both DE and LB at Ft. Pierce (FL) High.

MITZ'S PRO STATISTICS

Year (Seattle)	G/S	Total Tackles	Interceptions		Sacks		Fum. Rec.
			No./Yds.	No./Yds.	No./Yds.	No./Yds.	
1986	6/0	5	0/0		1/NA		0
1987	6/0	7	0/0		0/0		0
1988	16/4	26	0/0		3/NA		0
1989	12/2	11	0/0		0/0		0
CAREER	40/6	49	0/0		4/NA		0

MOJSIEJENKO, Ralf P (6-3, 212) Michigan State 7

Selected in fourth round (96th overall) of 1985 draft by San Diego...All-AFC and AFC Pro Bowl team member in 1987...Set club record with 85 punts for 3,745 yards in 1988...Traded to Washington prior to start of '89 season...Played in first 12 games of 1990 for Redskins prior to being released...All-Big 10 as both a punter and kicker...His 43.8 career punting average set a school record...Also pitched two seasons for the MSU baseball team...Born in Lebenstadt, West Germany, but family moved to Michigan when Ralf was nine months old...Attended Bridgman (MI) High.

MOJSIEJENKO'S PRO STATISTICS

Year (San Diego)	G/S	No.	Yds.	Avg.	TB	I-20	Long
1986	16/0	72	3026	42.0	11	15	62
1987	12/0	67	2875	42.9	12	14	57
1988	16/0	85	3745	44.1	11	22	62
(Washington)							
1989	16/0	62	2663	43.0	9	21	74
1990	12/0	43	1687	39.2	0	17	53
Career	88/0	397	16877	42.5	52	104	67

NEVILLE, Tom G (6-5, 298) Fresno State 4

Signed as a free agent with Seattle in 1985...Released during training camp...Signed with Green Bay prior to '86 training camp...Appeared in 26 games with Packers from 1986-88...Waived by Packers after second week of '88 season...Inked free agent contract with Detroit in '89 and spent first half of season on IR with thumb injury...Released by Lions after coming off IR...Signed with Kansas City for '90 season but was waived during training camp...Came to 49ers that same preseason and was on roster for one week prior to being waived...Began collegiate career at Weber State but transferred to FSU in 1981...Attended Eielson (AK) High at Eielson Air Force Base.

PLUMMER, Bruce S (6-0, 198) Mississippi State 4

Ninth round selection (250th overall) by Denver in 1987...Appeared in 22 games during 1987-88 seasons with Broncos...Waived by Denver during '88 campaign and claimed by Miami...Joined Indianapolis as a Plan B free agent in 1989, appearing in 16 games...Recorded career-high 49 tackles that season...Signed Plan B free agent contract with San Diego in 1990, but released prior to season...Claimed by Denver and appeared in seven games...Waived by Broncos and signed by 49ers...Active for one game (at L.A. Rams - 12/17/90)...Released following week...Second team All-SEC his junior and senior seasons at Mississippi State...Attended Bogalusa (LA) High.

PLUMMER'S PRO STATISTICS

Year	G/S	Tackles			Interceptions	Sacks	Fumbles
		Tot.	Solo	Ast.	No./Yds.	No./Yds.	Rec./Yds.
(Denver)							
1987	11/0	10	7	3	0/0	0/0	0/0
1988	11/0	4	4	0	0/0	0/0	0/0
(Miami)							
1988	3/0	2	2	0	0/0	0/0	0/0
(Indianapolis)							
1989	16/2	49	35	14	1/18	1/4	1/0
(Denver)							
1990	7/0	21	13	8	0/0	0/0	0/0
(San Francisco)							
1990	1/0	0	0	0	0/0	0/0	0/0
Career	49/2	86	61	25	1/18	1/4	1/0

PROCTOR, Basil S-LB (6-3, 235) West Virginia 1

Seventh round choice of N.Y. Jets in 1990...Released prior to start of season...Recorded 49 tackles for Minutemen as a senior...Played both SS and OLB as a junior...Sat out 1987 season after transferring from Miami (FL)...Registered 15 tackles for Hurricanes as a sophomore in 1986...Prepped at Edison High in Miami.

SMITH, Sean DE (6-4, 275) Grambling 4

Selected in fourth round (101st overall) by Chicago in 1987...Played primarily on special teams his rookie season...Started final three contests and two playoff games for Bears in 1988...Released by Chicago and claimed by Dallas in 1989...Played in two games with Cowboys prior to his release...Signed with Tampa Bay and played in three games...Waived by Bucs and signed with 49ers...Cut by San Francisco before seeing any action...Obtained by Rams, appearing in two regular season games and three postseason contests...Spent time on L.A.

Rams' IR list in 1990, before being released...Played in Blue-Gray Game following collegiate career at Grambling...Prepped at Bogalusa (LA) High.

SMITH'S PRO STATISTICS

Year (Chicago)	G/S	Tackles		Ast.	Interceptions	Sacks	Fum. Rec.
		Tot.	Solo		No./Yds.	No./Yds.	
1987	10/0	2	1	1	0/0	0/0	1
1988 (Dallas)	9/3	19	12	7	0/0	1/0	0
1989 (Tampa Bay)	2/0	4	2	2	0/0	0/0	0
1989 (L.A. Rams)	3/0	3	3	0	0/0	1/1	0
1989	2/1	4	3	1	0/0	0/0	0
Career	26/4	32	21	11	0/0	2/1	1

SMITH, Tony **G** **(6-3, 285)** **California** **1**

Signed free agent contract with Green Bay in 1990...Released by Packers during training camp...Four-year letterman and three-year starter for Cal...Lettered in four sports at El Dorado High in Placerville, CA.

WALKER, Adam **RB** **(6-1, 210)** **Pittsburgh** **1**

Signed free agent contract with Philadelphia in 1990...Waived prior to start of season...Ranked eighth on Pittsburgh's all-time rushing list with 1,027 yards...Attended Steel Valley High in Munhall, PA.

WELLS, Kent **NT** **(6-4, 295)** **Nebraska** **2**

Sixth round draft choice of Washington in 1990...Released prior to start of regular season...Signed as free agent by N.Y. Giants and appeared in six games...Waived late in season...All-Big Eight as a senior in 1989 and led Huskers with six sacks...Following a two-year layoff, won Big Eight shot put title with only two days of practice...Attended East High in Lincoln, NE.

YOUNG, Mitchell **DE** **(6-5, 290)** **Arkansas State** **1**

Free agent in Atlanta camp during '87 and '88 seasons but did not make team...Signed free agent contract with Ottawa of CFL...Appeared in two games, recording two sacks...Released by Rough Riders following '89 season...Played with Denver of Arena Football League in 1990...Earned all-league honors for the Dynamite as NT/OT.

49ERS' NUMERICAL ROSTER

NO	NAME	POS	HT	WT	AGE	NFL		COLLEGE	HOW
						EXP			ACQ.
2	Mojsiejenko, Ralf	P	6-3	212	28	7		Michigan State	FA-91
6	Cofer, Mike	K	6-1	160	27	4		North Carolina State	FA-88
8	Young, Steve	QB	6-2	200	29	7		Brigham Young	T-87 (TB)
9	Helton, Barry	P	6-3	205	26	4		Colorado	FA-88
13	Bono, Steve	QB	6-4	215	28	7		UCLA	FA-89
15	Martini, Ralph	QB	6-2	217	22	R		San Jose State	FA-91
16	Montana, Joe	QB	6-2	195	34	13		Notre Dame	D3-79
18	Green, Anthony	WR	6-0	188	23	1		Western Kentucky	FA-91
20	Canley, Sheldon	RB	5-9	195	22	R		San Jose State	D7-91
22	Bowles, Todd	S	6-2	205	27	6		Temple	PB-91(WASH)
22	Watters, Ricky	RB	6-1	212	22	R		Notre Dame	D2A-91
23	Tillman, Spencer	RB	5-11	206	27	5		Oklahoma	PB-89 (HOU)
24	Sydney, Harry	FB	6-0	217	31	5		Kansas	FA-87
25	Davis, Eric	CB	5-11	178	22	2		Jacksonville State	D2B-90
25	Hargain, Tony	WR	6-0	188	23	R		Oregon	D8-91
26	Pollard, Darryl	CB	5-11	187	26	5		Weber State	FA-88
27	Mandley, Pete	WR	5-10	192	29	7		Northern Arizona	FA-91
28	Plummer, Bruce	S	6-0	198	26	5		Mississippi State	FA-91
28	Walker, Adam	RB	6-1	210	22	1		Pittsburgh	FA-91
29	Griffin, Don	CB	6-0	176	27	6		Middle Tenn. State	D6-86
30	Henderson, Keith	FB	6-1	220	24	3		Georgia	D3-89
31	Slaughter, Bobby	WR	5-11	171	23	R		Louisiana Tech	D11-91
32	Brown, Steve	CB	6-0	187	31	9		Oregon	PB-91 (HOU)
35	Carter, Dexter	RB	5-9	170	23	2		Florida State	D1-90
36	Hanks, Merton	CB	6-2	185	23	R		Iowa	D5A-91
38	Cox, Greg	S/LB	6-0	217	26	4		San Jose State	PB-90 (NYG)
38	Gray, James	RB	5-11	205	24	1		Texas Tech	FA-91
40	Jackson, Johnnie	S	6-1	204	24	3		Houston	D5-89
41	Compton, Gary	WR	6-3	191	22	R		East Texas State	FA-91
41	Whitmore, David	S	6-0	235	23	2		Stephen F. Austin	PB-91 (NYG)
43	Waymer, Dave	S	6-1	188	32	12		Notre Dame	PB-90 (NO)
44	Rathman, Tom	FB	6-1	232	27	6		Nebraska	D3A-86
45	Lewis, Kevin	CB	5-11	173	24	2		Northwestern Louis.	FA-90
47	Riddick, Louis	S	6-2	217	22	R		Pittsburgh	D9-91
48	Proctor, Basil	LB	6-3	235	24	1		West Virginia	FA-91
50	Etienne, LeRoy	LB	6-2	245	24	2		Nebraska	FA-90
51	Washington, Chris	LB	6-4	240	29	7		Iowa State	PB-91(PHOE)
51	Wiese, Brett	G-C	6-4	285	24	1		Washington	FA-91
53	Romanowski, Bill	LB	6-4	231	25	4		Boston College	D3-88
54	Donahue, Mitch	LB	6-2	254	23	R		Wyoming	D4A-91
55	Johnson, John	LB	6-3	230	22	R		Clemson	D2C-91
55	Radloff, Wayne	C	6-5	277	29	6		Georgia	PB-90 (ATL)
56	Harrison, Martin	LB-DE	6-5	240	23	1		Washington	D10-90
57	Robinson, Jeroy	LB	6-2	245	22	2		Texas A&M	PB-91(PHOE)
59	DeLong, Keith	LB	6-2	235	23	3		Tennessee	D1-89
60	Harvey, Stacey	LB	6-3	250	25	2		Arizona State	FA-91
60	Thomas, Chuck	C	6-3	280	30	6		Oklahoma	FA-87
61	Sapou, Jesse	C	6-4	260	30	6		Hawaii	D11-83
62	McIntyre, Guy	G	6-3	265	30	8		Georgia	D3-84
62	Sanfratello, Mike	DE	6-4	265	22	R		Northern Arizona	FA-91
63	Bowens, Tony	NT	6-0	300	25	R		Youngstown State	FA-91
63	Siglar, Ricky	G-T	6-7	296	24	2		San Jose State	FA-89
64	Burt, Jim	NT	6-1	270	31	11		Miami (FL)	FA-89

64	Caliguire, Dean.....	C	6-2	282	24	1	Pittsburgh	D4-90
65	Boatswain, Harry	T	6-4	295	21	R	New Haven	D5B-91
65	Joelson, Greg	DE	6-3	270	24	1	Arizona State	FA-91
66	Confer, Cliff	DE	6-3	270	22	R	Michigan State	D12-91
67	Foster, Roy	G	6-4	290	30	10	Southern California	PB-91 (MIA)
68	Holdbrooks, Byron	NT	6-5	280	23	R	Alabama	D10-91
68	Smith, Tony	G	6-3	285	24	1	California	FA-91
69	Barnes, Randy	NT	6-4	305	24	R	Texas A&M	FA-91
69	Neville, Tom	G	6-5	298	29	4	Fresno State	FA-91
71	Bowles, Scott	T	6-5	280	23	R	North Texas	D6-91
71	Mitz, Alonzo	DE	6-4	278	27	5	Florida	FA-91
72	Pollack, Frank	T-G	6-5	285	23	2	Northern Arizona	D6-90
72	Smith, Sean	DE	6-4	272	26	4	Grambling	FA-91
74	Wallace, Steve	T	6-5	276	26	6	Auburn	D4B-86
75	Fagan, Kevin	DE	6-3	260	28	5	Miami (FL)	D4C-86
76	Hodge, Milford	DE	6-3	278	30	5	Washington State	FA-91
77	Paris, "Bubba" Wm.	T	6-6	299	30	9	Michigan	D2-82
78	Holt, Pierce	DE	6-4	280	29	4	Angelo State	D2B-88
79	Barton, Harris	G-T	6-4	280	27	5	North Carolina	D1A-87
80	Rice, Jerry	WR	6-2	200	28	7	Miss. Valley State	D1-85
81	Williams, Jamie	TE	6-4	245	31	9	Nebraska	PB-89 (HOU)
82	Taylor, John	WR	6-1	185	29	5	Delaware State	D3C-86
83	Lewis, Ron	WR	5-11	173	23	2	Florida State	D3A-90
84	Jones, Brent	TE	6-4	230	28	5	Santa Clara	FA-87
86	Beach, Sanjay	WR	6-1	190	25	1	Colorado State	FA-90
88	Sherrard, Mike	WR	6-2	187	27	3	UCLA	PB-89 (DAL)
89	Walls, Wesley	TE	6-5	246	25	3	Mississippi	D2-89
90	Ingram, Darryl	TE	6-3	240	24	2	California	FA-91
90	Jordan, Darin	LB	6-2	245	26	2	Northeastern	PB-91 (RAID.)
91	Roberts, Larry	DE	6-3	275	27	6	Alabama	D2-86
92	Grayson, Dan	LB	6-3	245	23	1	Washington State	FA-91
93	Wells, Kent	NT	6-4	295	23	2	Nebraska	FA-91
94	Haley, Charles	LB-DE	6-5	230	27	6	James Madison	D4A-86
95	Carter, Michael	NT	6-2	285	30	8	Southern Methodist	D5A-84
96	Brown, Dennis	DE	6-4	290	23	2	Washington	D2A-90
97	Washington, Ted	NT-DE	6-4	299	23	R	Louisville	D1-91
98	Goss, Antonio	LB	6-4	228	24	3	North Carolina	FA-91
99	Walter, Mike	LB	6-3	238	30	9	Oregon	FA-84

HEAD COACH: George Seifert (3rd Year)

OFFENSIVE COORDINATOR: Mike Holmgren

DEFENSIVE COORDINATOR: Bill McPherson

ASSISTANTS: Jerry Attaway (Physical Development, Strength & Conditioning Coordinator), Dwaine Board (Defensive Assistant), Tommy Hart (Defensive Line Assistant), Sherman Lewis (Receivers), John Marshall (Defensive Line), Bobb McKittrick (Offensive Line), Ray Rhodes (Defensive Backs), Ray Sherman (Running Backs), Lynn Stiles (Tight Ends, Special Teams Coordinator, Offensive Line Assistant), Bob Zeman (Linebackers).

PRONUNCIATION GUIDE

PLAYERS

Etienne	A-tee-N
Mojsiejenko	mose-YEN-ko
Sapolu	SA-pole-low
Wiese	We-see

49ERS' ALPHABETICAL ROSTER

NO	NAME	POS	HT	WT	BIRTH DATE	NFL EXP	COLLEGE
69	Barnes, Randy	NT	6-4	305	6/16/66	R	Texas A&M
79	Barton, Harris	G-T	6-4	280	4/19/64	5	North Carolina
86	Beach, Sanjay	WR	6-1	190	2/21/66	1	Colorado State
65	Boatswain, Harry	T	6-4	295	6/26/69	R	New Haven
13	Bono, Steve	QB	6-4	215	5/11/62	7	UCLA
63	Bowens, Tony	NT	6-0	300	10/25/65	R	Youngstown State
71	Bowles, Scott	T	6-5	280	12/20/67	R	North Texas
22	Bowles, Todd	S	6-2	205	11/18/63	6	Temple
96	Brown, Dennis	DE	6-4	290	11/6/67	2	Washington
32	Brown, Steve	CB	6-0	187	3/20/60	9	Oregon
64	Burt, Jim	NT	6-1	270	6/7/59	11	Miami (FL)
64	Caliguire, Dean	C	6-2	282	3/2/67	1	Pittsburgh
20	Canley, Sheldon	RB	5-9	195	4/19/68	R	San Jose State
35	Carter, Dexter	RB	5-9	170	9/15/67	2	Florida State
95	Carter, Michael	NT	6-2	285	10/29/60	8	Southern Methodist
6	Cofer, Mike	K	6-1	160	2/19/64	4	North Carolina State
41	Compton, Gary	WR	6-3	191	5/9/68	R	East Texas State
66	Confer, Cliff	DE	6-3	270	8/13/68	R	Michigan State
38	Cox, Greg	S/LB	6-0	217	1/6/65	4	San Jose State
25	Davis, Eric	CB	5-11	178	1/26/68	2	Jacksonville State
59	DeLong, Keith	LB	6-2	235	8/14/67	3	Tennessee
54	Donahue, Mitch	LB	6-2	254	2/4/68	R	Wyoming
50	Etienne, LeRoy	LB	6-2	245	7/25/66	2	Nebraska
75	Fagan, Kevin	DE	6-3	260	4/25/63	5	Miami (FL)
67	Foster, Roy	G	6-4	290	5/24/60	10	Southern California
98	Goss, Antonio	LB	6-4	228	8/11/66	3	North Carolina
38	Gray, James	RB	5-11	205	3/2/67	1	Texas Tech
92	Grayson, Dan	LB	6-3	245	7/27/67	1	Washington State
18	Green, Anthony	WR	6-0	188	6/12/67	1	Western Kentucky
29	Griffin, Don	CB	6-0	176	3/17/64	6	Middle Tenn. State
94	Haley, Charles	LB-DE	6-5	230	1/6/64	6	James Madison
36	Hanks, Merton	CB	6-2	185	3/12/68	R	Iowa
25	Hargain, Tony	WR	6-0	188	12/26/67	R	Oregon
56	Harrison, Martin	LB-DE	6-5	240	9/20/67	1	Washington
60	Harvey, Stacey	LB	6-3	250	3/8/65	2	Arizona State
9	Helton, Barry	P	6-3	205	1/2/65	4	Colorado
30	Henderson, Keith	FB	6-1	220	8/4/66	3	Georgia
76	Hodge, Milford	DE	6-3	278	3/11/61	5	Washington State
68	Holdbrooks, Byron	NT	6-5	280	11/8/67	R	Alabama
78	Holt, Pierce	DE	6-4	280	1/1/62	4	Angelo State
90	Ingram, Darryl	TE	6-3	240	5/2/66	2	California
40	Jackson, Johnnie	S	6-1	204	1/11/67	3	Houston
65	Joelson, Greg	DE	6-3	270	8/22/66	1	Arizona State
55	Johnson, John	LB	6-3	230	5/8/68	R	Clemson
84	Jones, Brent	TE	6-4	230	2/12/63	5	Santa Clara
90	Jordan, Darin	LB	6-2	245	12/4/64	2	Northeastern
45	Lewis, Kevin	CB	5-11	173	11/14/66	2	Northwestern Louis.
83	Lewis, Ronald	WR	5-11	173	3/25/68	2	Florida State
27	Mandley, Pete	WR	5-10	192	7/29/61	7	Northern Arizona
15	Martini, Ralph	QB	6-2	217	8/7/67	R	San Jose State
62	McIntyre, Guy	G	6-3	265	2/17/61	8	Georgia
71	Mitz, Alonzo	DE	6-4	278	6/5/63	5	Florida
2	Mojsiejenko, Ralf	P	6-3	212	1/28/63	7	Michigan State

16	Montana, Joe.....	QB	6-2	195	6/11/56	13	Notre Dame
69	Neville, Tom.....	G	6-5	298	9/4/61	4	Fresno State
77	Paris, "Bubba" Wm.....	T	6-6	299	10/6/60	9	Michigan
28	Plummer, Bruce.....	S	6-0	198	9/1/64	5	Mississippi State
72	Pollack, Frank.....	T-G	6-5	285	11/5/67	2	Northern Arizona
26	Pollard, Darryl.....	CB	5-11	187	5/11/64	5	Weber State
48	Proctor, Basil.....	LB	6-3	235	10/6/66	1	West Virginia
55	Radloff, Wayne.....	C	6-5	277	5/17/61	6	Georgia
44	Rathman, Tom.....	FB	6-1	232	10/7/62	6	Nebraska
80	Rice, Jerry.....	WR	6-2	200	10/13/62	7	Miss. Valley State
47	Riddick, Louis.....	S	6-2	217	3/15/69	R	Pittsburgh
91	Roberts, Larry.....	DE	6-3	275	6/2/63	6	Alabama
57	Robinson, Jeroy.....	LB	6-2	245	6/14/68	2	Texas A&M
53	Romanowski, Bill.....	LB	6-4	231	4/2/66	4	Boston College
62	Sanfratello, Mike.....	DE	6-4	265	5/28/68	R	Northern Arizona
61	Sapolu, Jesse.....	C	6-4	260	3/10/61	6	Hawaii
88	Sherrard, Mike.....	WR	6-2	187	6/21/63	3	UCLA
63	Siglar, Ricky.....	G-T	6-7	296	6/14/66	2	San Jose State
31	Slaughter, Bobby.....	WR	5-11	171	4/24/68	R	Louisiana Tech
72	Smith, Sean.....	DE	6-4	272	3/27/65	4	Grambling
68	Smith, Tony.....	G	6-3	285	3/17/67	1	California
24	Sydney, Harry.....	FB	6-0	217	6/26/59	5	Kansas
82	Taylor, John.....	WR	6-1	185	3/31/62	5	Delaware State
60	Thomas, Chuck.....	C	6-3	280	12/24/60	6	Oklahoma
23	Tillman, Spencer.....	RB	5-11	206	4/21/64	5	Oklahoma
28	Walker, Adam.....	RB	6-1	210	6/7/68	1	Pittsburgh
74	Wallace, Steve.....	T	6-5	276	12/27/64	6	Auburn
89	Walls, Wesley.....	TE	6-5	246	2/26/66	3	Mississippi
99	Walter, Mike.....	LB	6-3	238	11/30/60	9	Oregon
51	Washington, Chris.....	LB	6-4	240	3/6/62	7	Iowa State
97	Washington, Ted.....	NT-DE	6-4	299	4/13/68	R	Louisville
22	Watters, Ricky.....	RB	6-1	212	4/7/69	R	Notre Dame
43	Waymer, Dave.....	S	6-1	188	7/1/58	12	Notre Dame
93	Wells, Kent.....	NT	6-4	295	7/25/67	2	Nebraska
41	Whitmore, David.....	S	6-0	235	7/6/67	2	Stephen F. Austin
51	Wiese, Brett.....	G-C	6-4	285	8/6/66	1	Washington
81	Williams, Jamie.....	TE	6-4	245	2/25/60	9	Nebraska
8	Young, Steve.....	QB	6-2	200	10/11/61	7	Brigham Young

Instant Replay Approved for 1991

For the sixth consecutive season, NFL clubs have approved a limited system of Instant Replay on a one-year basis.

All replay reviews which involve contact to the field from the Replay Booth will be a maximum of two minutes in duration, timed from the moment when the Empire signals timeout.

The Replay Official will be assigned to a regular officiating crew and will attend crew meetings the day before each game.

The following table outlines the number of reversals and plays closely reviewed by instant replay in each of the previous five regular seasons.

	Games	Reversals	Plays Closely Reviewed
1986	224	38	374
1987	210	57	490
1988	224	53	537
1989	224	65	492
1990	224	73	504

In 1986, the system was approved by a 23-4-1 vote and in 1987 the vote was 21-7. In 1988, replay was cleared by a 23-5 margin. In 1989, the vote was 24-4. In 1990, the vote was 21-7. In 1991, Instant Replay was approved by a 21-7 vote.

The NFL has discussed Instant Replay in some degree or other since the early 1970s. The League experimented in 1976 and 1978 using two basic frameworks—an independent system using cameras, replay machines, and technicians separate from the network covering the games, and a no-frills approach using existing TV coverage.

In 1985, the NFL used the network feed of the nine nationally televised preseason games to experiment with the basic system which later was adopted and has been used since 1986. A total of 28 plays (17 confirmed calls, 4 inconclusive, 1 reversed, and 6 no replay shown) were closely examined in the 1985 experiment.

Q—What is the objective of this system?

A—The clubs feel that on certain plays the telecast viewed by the general public should be used to correct an indisputable error. The system will be used to reverse an on-field decision only when the Replay Official has indisputable visual evidence available to him that warrants the change.

Q—Who will be involved?

A—The Replay Official (a former NFL or collegiate official) will be positioned in a sideline Replay Booth, which will house two TV monitors and two high-speed VCRs plus radio communications to the on-field officials. The Replay Official makes the decision through a Communicator (normally a member of the League Office staff) and a Technician also will be there to lend logistical help.

Q—Why is the system referred to as "Limited" Instant Replay?

A—This system will concentrate on plays of possession or touching (e.g. fumbles, receptions, interceptions, muffs) and most plays governed by the

sidelines, goal lines, end lines, and line of scrimmage (e.g. receiver or runner in or out of bounds, forward or backward passes, breaking the plane of the goal line). It also will be used to determine whether there are more than 11 men on the field.

Q—Why aren't most fouls included in this system?

A—It is recognized that in most circumstances the on-field officials have the best vantage points involving fouls. It is for this reason that Instant Replay will not review a list of the following 26 fouls:

1. Clipping
2. Encroachment and offsides
3. Grasp of facemask
4. False start
5. Defensive pass interference
6. Offensive pass interference
7. Offensive holding and illegal use of hands
8. Illegal batting or punching ball
9. Illegal block on free kick or scrimmage kick
10. Illegal crackback
11. Illegal motion
12. Illegal use of forearm or elbow
13. Illegal use of hands by defense
14. Illegally kicking ball
15. Illegally snapping ball
16. Intentional grounding
17. Member of punting team downfield early
18. Illegal formation
19. Palpably unfair act
20. Piling on
21. Roughing the passer
22. Running into/roughing kicker
23. Striking, kicking, or kneeling
24. Unnecessary roughness
25. Unsportsmanlike conduct
26. Use of helmet as a weapon

Q—Is the television network carrying the game part of the review process?

A—No. Although the Replay Official will be viewing the live network feed, there is no communication to television personnel as to which plays to show or not to show. The Replay Official does not hear the TV commentators.

Q—What is the step-by-step procedure of a play review?

A—The Replay Official will view game action and a play will be replayed immediately on one of the two monitors, while the other one continues to record the live feed.

The Replay Official makes a determination if further study of the play is needed. If not, there is no contact with the field and play continues without interruption.

If the Replay Official believes an error may have been made, the Umpire will be contacted via a headset.

The Replay Official will watch replay(s) on one or both monitors and complete his review within two minutes after the Umpire signals timeout.

The Replay Official will inform the Umpire of his decision, and the Referee will make the appropriate announcement on the wireless microphone.

'90 RESULTS



49ERS' 1990 STATISTICS

WON 14, LOST 2 (*OVERTIME)

Sept 10	W 13-12	at New Orleans
Sept 16	W 26-13	Washington
Sept 23	W 19-13	Atlanta
Oct 7	W 24-21	at Houston
Oct 14	W 45-35	at Atlanta
Oct 21	W 27-7	Pittsburgh
Oct 28	W 20-17	Cleveland
Nov 4	W 24-20	at Green Bay
Nov 11	W 24-6	at Dallas
Nov 18	W 31-7	Tampa Bay
Nov 25	L 17-28	Rams
Dec 3	W 7-3	Giants
Dec 9	*W 20-17	at Cincinnati
Dec 17	W 26-10	at Rams
Dec 23	L 10-13	New Orleans
Dec 30	W 20-17	at Minnesota

49ers

TOTAL FIRST DOWNS

Rushing	324
Passing	107
Penalty	201
3rd Down: Made/Att	113/233
3rd Down Pct.	48.5
4th Down: Made/Att	7/ 9
4th Down Pct.	77.8

POSSESSION AVG.

32.49

TOTAL NET YARDS

5895

Avg. Per Game 368.4

Total Plays 1074

Avg. Per Play 5.5

NET YARDS RUSHING

1718

Avg. Per Game 107.4

Total Rushes 454

NET YARDS PASSING

4177

Avg. Per Game 261.1

Sacked/Yards Lost 37/194

Gross Yards 4371

Att./Completions 583/360

Completion Pct 61.7

Had Intercepted 16

PUNTS/AVERAGE

70/ 36.2

NET PUNTING AVG.

30.9

PENALTIES/YARDS

104/ 828

FUMBLES/BALL LOST

24/14

TOUCHDOWNS

Rushing 12

Passing 26

Returns 0

SCORE BY PERIODS

49ERS 44 131 84 91

OPPONENTS

64 74 33 68

SCORING

FD-Ru-Pa-Rt PAT FG

Color 0 0 0 39/39 24/36 0

Rice 0 13 0 0/0 0/0 0

Rathman 7 0 0 0/0 0/0 0

Taylor 0 7 0 0/0 0/0 0

Jones 0 5 0 0/0 0/0 0

Sydney 2 1 0 0/0 0/0 0

Sherrard 0 2 0 0/0 0/0 0

Craig 1 0 0 0/0 0/0 0

D. Carter 1 0 0 0/0 0/0 0

Montana 1 0 0 0/0 0/0 0

Turner 0 0 0 0/0 0/0 1

49ERS 1228 0 39/40 24/36 1 353

OPPONENTS 717 2 26/26 19/23 0 239

SACKS: Haley 16.0, Fagan 9.0, Brown 6.0, Holt 6.0, Burt 2.0, M.Carter 1.0, Jackson 1.0, Roberts 1.0, Romanowski 1.0, Turner 1.0, 49ERS 44.0, OPPONENTS 37.0

Opponents

250

77

157

16

71/199

35.7

4/ 15

26.7

27.11

4273

267.1

919

4.6

1258

78.6

353

3015

186.4

44/263

3278

522/265

50.8

17

62/ 40.0

34.2

85/ 641

21/14

26

7

17

2

3 353

0 239

0 111

0 78

0 42

0 30

0 18

0 12

0 6

0 6

0 6

1 2

1 353

0 239

RUSHING

D. Carter	114	460	4.0	74	1
Craig	147	439	3.1	26	1
Rathman	101	318	3.1	22	7
Sydney	35	166	4.7	19	2
Montana	40	162	4.1	20	1
Young	15	159	10.6	31	0
Henderson	6	14	2.3	9	0
Rice	2	0	0.0	2	0

49ERS 454 1718 3.8 174 12

OPPONENTS 353 1258 3.6 27 7

RECEIVING

Rice	100	1502	15.0	164	13
Jones	56	747	13.3	167	5
Taylor	49	748	15.3	178	7
Rathman	48	327	6.8	28	0
D. Carter	25	217	8.7	26	0
Craig	25	201	8.0	31	0
Sherrard	17	264	15.5	43	2
Sydney	10	116	11.6	123	1
Williams	9	54	6.0	9	0
Wilson	7	89	12.7	34	0
R. Lewis	5	44	8.8	14	0
Walls	5	27	5.4	11	0
Henderson	4	35	8.8	9	0

49ERS 380 4371 12.1 178 28

OPPONENTS 265 3278 12.4 175 17

INTERCEPTIONS

Waymer	7	64	9.1	24	0
Griffin	3	32	10.7	23	0
Lott	3	26	8.7	15	0
K. Lewis	1	29	28.0	28	0
Plummer, Den.-S.F.	1	16	16.0	16	0
Davis	1	13	13.0	13	0
Millen	1	8	8.0	8	0
Pollard	1	0	0.0	0	0

49ERS 17 171 10.1 28 0

OPPONENTS 16 176 11.0 165 1

PUNTING

Hellon	69	2537	36.8	30.9	8	15	56	1
49ERS	70	2537	36.2	30.9	8	15	56	1
OPPONENTS	82	3280	40.0	34.2	6	15	59	0

PUNT RETURNS

Taylor	26	5	212	8.2	30	0
Griffin	16	8	105	6.6	20	0
Davis	5	3	36	7.6	24	0
Wilson	1	0	1	1.0	1	0
49ERS	48	16	356	7.4	30	0
OPPONENTS	30	13	215	7.2	20	0

KICKOFF RETURNS

D. Carter	41	783	19.1	35	0
Tillman	6	111	18.5	30	0
Sydney	2	33	16.5	19	0
Williams	2	7	3.5	7	0
Griffin	1	15	15.0	15	0
Walls	1	16	16.0	16	0
49ERS	53	965	18.2	35	0
OPPONENTS	66	1284	19.5	50	0

FIELD GOALS

Color	0/0	10/10	7/9	5/11	2/6
49ERS	0/0	5/5	11/12	3/5	0/1
OPPONENTS	0/0	5/5	11/12	3/5	0/1

Color: (52G, 47N, 52N, 55N, 38G)(31G, 29G, 28G, 34G)
 (47G, 42N, 41N)(23G)(56G)(39G, 20G)(46N, 40G, 45G)
 (30N, 22G)(39N, 42G, 43N)(24G)(42G)(43N)(23G, 23G)
 (23G, 63N, 31G)(59N, 30G)(29G, 36G)
 OPPONENTS: (41G, 39G, 28G, 32G)(37G, 33N, 20G)(37G, 46N, 35G)(1)(150N)(45G)(30G, 37G)(23G, 37G)(48N)
 (1)(20G)(38G)(21G)(30G, 40G)(34G)

PASSING	Att	Cmp	Yds	Cmp%	Yds/Att	TD	TD%	Int	Int%	Long	Sack/Lost	Rating
Montana	520	321	3944	61.7	7.58	26	5.0	16	3.1	178	29/153	89.0
Young	62	36	427	61.3	6.89	2	3.2	0	0.0	134	8/41	92.6
Hellon	1	1	0	100.0	0.00	0	0.0	0	0.0	0	0/0	79.2
49ERS	583	360	4371	61.7	7.50	28	4.8	16	2.7	178	37/194	89.4
OPPONENTS	522	265	3278	50.8	6.28	17	3.3	17	3.3	175	44/263	67.8

49ERS' 1990 PLAYOFF STATISTICS

WON 1, LOST 1

Jan 12 W 28-10	Washington	65,292
Jan 20 L 13-15	Giants	66,334

	49ers	Opponents
TOTAL FIRST DOWNS	33	45
Rushing	4	14
Passing	27	26
Penalty	2	5
3rd Down: Made/Att	8/21	11/29
4th Down: Made/Att	0/0	2/3
TOTAL NET YARDS	578	752
Avg. Per Game	289.0	376.0
Total Plays	99	140
Avg. Per Play	5.8	5.4

NET YARDS RUSHING	49ers	Opponents
Avg. Per Game	42.5	116.0
Total Rushes	35	60

NET YARDS PASSING	49ers	Opponents
Avg. Per Game	246.5	260.0
Tackled/Yards Lost	5/24	3/17
Gross Yards	517	537
Att./Completions	59/42	77/42
Completion Pct.	71.2	54.5
Had Intercepted	1	3

PUNTS/AVERAGE	49ers	Opponents
NET PUNTING AVG.	34.7	31.4
PENALTIES/YARDS	13/88	6/60

FUMBLES/BALL LOST	49ers	Opponents
TOUCHDOWNS	5	1
Rushing	1	0
Passing	3	1
Returns	1	0

SCORE BY PERIODS	1	2	3	4	OT	Total
49ERS	10	17	7	7	0	41
OPPONENTS	13	3	3	6	0	25

SCORING	TD-Ru	Pa-Rt	PAT	FG	S	TP
Cofer	0/0	0/0	5/5	2/2	0	11
M. Carter	0/0	1/0	0/0	0/0	0	6
Rathman	1/0	0/0	0/0	0/0	0	6
Rice	0/1	0/0	0/0	0/0	0	6
Sherrard	0/1	0/0	0/0	0/0	0	6
Taylor	0/1	0/0	0/0	0/0	0	6
49ERS	1/3	1/1	5/5	2/2	0	41
OPPONENTS	0/1	0/0	1/1	6/7	0	25

SACKS: Burt 1.0, Haley 1.0, Holt 1.0,

49ERS 3.0, OPPONENTS 5.0

PASSING	Att	Cmp	Yds	Cmp%	Yds/Att	TD	TD%	Int	Int%	Long	Sack/Lost	Rating
Montana	57	40	464	70.2	8.14	3	5.3	1	1.8	161	5/24	104.7
Sydney	1	1	28	100.0	28.00	0	0.0	0	0.0	28	0/0	118.8
Young	1	1	25	100.0	25.00	0	0.0	0	0.0	25	0/0	118.8
49ERS	59	42	517	71.2	8.76	3	5.1	1	1.7	161	5/24	107.8
OPPONENTS	77	42	537	54.5	6.97	1	1.3	3	3.9	40	3/17	64.7

RUSHING	No.	Yds	Avg	Long	TD
Craig	20	46	2.3	7	0
Sydney	7	19	2.7	11	0
Montana	3	10	3.3	6	0
Rathman	5	10	2.0	6	1
49ERS	35	85	2.4	11	1
OPPONENTS	60	232	3.9	30	0

RECEIVING	No.	Yds	Avg	Long	TD
Rice	11	122	11.1	19	1
Jones	7	149	21.3	47	0
Craig	6	70	11.7	32	0
Sherrard	5	24	4.8	11	1
Taylor	4	113	28.3	161	1
Rathman	4	16	4.0	12	0
Sydney	4	10	2.5	9	0
Williams	1	13	13.0	13	0
49ERS	42	517	12.3	161	3
OPPONENTS	42	537	12.8	40	1

INTERCEPTIONS	No.	Yds	Avg	Long	TD
M. Carter	1	61	61.0	161	1
Jackson	1	0	0.0	0	0
Pollard	1	0	0.0	0	0
49ERS	3	61	20.3	161	1
OPPONENTS	1	15	15.0	15	0

PUNTING	No.	Yds	Avg	Net	TB	In	Lg	B
Hellon	10	409	40.9	34.7	0	2	53	0
49ERS	10	409	40.9	34.7	0	2	53	0
OPPONENTS	7	256	36.6	31.4	0	3	55	0

PUNT RETURNS	Ret	FC	Yds	Avg	Long	TD
Taylor	3	3	36	12.0	31	0
49ERS	3	3	36	12.0	31	0
OPPONENTS	8	2	62	7.8	18	0

KICKOFF RETURNS	No.	Yds	Avg	Long	TD
D. Carter	4	93	23.3	28	0
Tilman	1	11	11.0	11	0
49ERS	5	104	20.8	28	0
OPPONENTS	7	113	16.1	20	0

FIELD GOALS	1-19	20-29	30-39	40-49	50+
Cofer	0/0	0/0	1/1	1/1	0/0
OPPONENTS	0/0	1/1	1/2	4/4	0/0

Cofer:)(47G,35G)

OPPONENTS: (44G)(28G,42G,46G,37N,38G,42G)

1990 49ERS' DEFENSIVE STATISTICS

Name	Total	Tackles		Assists	Sacks	Passes	
		Solo				Int.	Def.
Bill Romanowski, LB	79	68		11	1/5	-	1
Darryl Pollard, CB	74	72		2	-	1/0	9
Dave Waymer, S	69	57		12	-	7/64	15
Kevin Fagan, DE	63	49		14	9.5/39	-	3
Matt Millen, LB	62	55		7	-	1/8	3
Charles Haley, LB	58	52		6	16/107	-	9
Ronnie Lott, S	53	42		11	-	3/26	10
Keith DeLong, LB	51	42		9	-	-	2
Pierce Holt, DE	51	40		11	5.5/27	-	5
Don Griffin, CB	35	32		3	-	3/32	19
Michael Carter, NT	27	19		8	1/7	-	1
Johnny Jackson, S	24	21		3	1/0	-	2
Eric Davis, CB	21	20		1	-	1/13	5
Jim Burt, NT	21	18		3	2/10	-	-
Greg Cox, LB	16	13		3	-	-	-
Chet Brooks, S	14	12		2	-	-	1
Wesley Walls, TE	11	11		-	-	-	-
Michael Walter, LB	11	11		-	-	-	-
Pete Kugler, NT	11	9		2	-	-	1
LeRoy Etienne, LB	10	10		-	-	-	-
Harry Sydney, FB	9	9		-	-	-	-
Dennis Brown, DE	9	8		1	8/50	-	-
Kevin Lewis, CB	8	8		-	-	1/28	3
Eric Wright, CB	6	6		-	-	-	4
Keena Turner, LB	6	5		1	1/1	-	-
Tom Rathman, FB	5	5		-	-	-	-
Jerry Rice, WR	5	5		-	-	-	-
Spencer Tillman, RB	5	5		-	-	-	-
Mike Wilson, WR	5	5		-	-	-	-
Martin Harrison, LB	4	4		-	-	-	-
Steve Wallace, T	4	4		-	-	-	-
Jim Fahnhorst, LB	4	3		1	-	-	-
Keith Henderson, FB	4	3		1	-	-	-
Mike Cofer, K	3	3		-	-	-	-
Larry Roberts, DE	3	3		-	1/7	-	1
Guy McIntyre, G	3	2		1	-	-	-
Brent Jones, TE	2	2		-	-	-	-
Harris Barton, G	1	1		-	-	-	-
Dexter Carter, RB	1	1		-	-	-	-
Mike Sherrard, WR	1	1		-	-	-	-
Ricky Siglar, T	1	1		-	-	-	-
Jamie Williams, TE	1	1		-	-	-	-
Barry Helton, P	1	-		1	-	-	-
Fred Smerlas, NT	1	-		1	-	-	-

FORCED FUMBLES (12): Charles Haley (3), Eric Davis (2), Johnny Jackson (2), Dennis Brown (1), Kevin Fagan (1), Don Griffin (1), Ronnie Lott (1), Darryl Pollard (1).

FUMBLE RECOVERIES (14): Keith DeLong (2 for 0), Pierce Holt (2 for 0), Chet Brooks (1 for 0), Eric Davis (1 for 34), Don Griffin (1 for 0), Charles Haley (1 for 0), Ronnie Lott (1 for 3), Matt Millen (1 for 0), Darryl Pollard (1 for 0), Tom Rathman (1 for 0), Dave Waymer (1 for 0), Eric Wright (1 for 0).

BLOCKED FIELD GOAL (1): Charles Haley (1).

SPECIAL TEAMS TACKLES

	Tackles	Solo	Assists		Tackles	Solo	Assists
Greg Cox, LB	13	11	2	Bill Romanowski, LB	4	3	1
Wesley Walls, TE	11	11	-	Eric Davis, CB	3	3	-
LeRoy Etienne, LB	10	10	-	Tom Rathman, FB	3	3	-
Harry Sydney, FB	8	8	-	Mike Cofer, K	2	2	-
Darryl Pollard, CB	7	7	-	Jim Fahnhorst, LB	2	2	-
Johnny Jackson, S	6	5	1	Kevin Lewis, CB	2	2	-
Spencer Tillman, RB	5	5	-	Dave Waymer, S	1	1	-
Mike Wilson, WR	5	5	-				
Martin Harrison, LB	4	4	-				
Keith DeLong, LB	4	3	1				
Keith Henderson, FB	4	3	1				

1990 POSTSEASON DEFENSIVE STATISTICS

Name	Total	Tackles		Assists	Sacks	Passes	
		Solo	Assists			Int.	Def.
Kevin Fagan, DE	14	13	1	-	-	-	-
Darryl Pollard, CB	12	12	-	-	-	1/0	3
Bill Romanowski, LB	12	11	1	-	-	-	1
Ronnie Lott, S	11	7	4	-	-	-	1
Matt Millen, LB	10	7	3	-	-	-	-
Don Griffin, CB	7	7	-	-	-	-	2
Dave Waymer, S	7	6	1	-	-	-	-
Keith DeLong, LB	6	6	-	-	-	-	1
Pierce Holt, DE	6	6	-	-	1/9	-	3
Charles Haley, LB	6	5	1	-	1/8	-	2
Jim Burt, NT	5	4	1	-	1/0	-	-
Michael Walter, LB	5	4	1	-	-	-	-
Michael Carter, NT	4	4	-	-	-	1/61	2
Kevin Lewis, CB	4	4	-	-	-	-	3
Larry Roberts, DE	3	3	-	-	-	-	-
Harry Sydney, FB	3	3	-	-	-	-	-
Eric Davis, CB	3	2	1	-	-	-	1
Johnny Jackson, S	3	2	1	-	-	1/0	3
Mike Wilson, WR	3	2	1	-	-	-	-
Dennis Brown, DE	2	2	-	-	-	-	-
Spencer Tillman, RB	2	2	-	-	-	-	-
LeRoy Etienne, LB	1	1	-	-	-	-	-
Keith Henderson, FB	1	1	-	-	-	-	-
Tom Rathman, FB	1	1	-	-	-	-	-
John Taylor, WR	1	1	-	-	-	-	-
Keena Turner, LB	1	1	-	-	-	-	-
Steve Wallace, T	1	1	-	-	-	-	-
Wesley Walls, TE	1	1	-	-	-	-	-

SPECIAL TEAMS TACKLES

Name	Tackles	Solo	Assists
Bill Romanowski, LB	3	3	-
Harry Sydney, FB	3	3	-
Mike Wilson, WR	3	2	1
Spencer Tillman, RB	2	2	-
LeRoy Etienne, LB	1	1	-
Keith Henderson, FB	1	1	-
Darryl Pollard, CB	1	1	-
Wesley Walls, TE	1	1	-
Michael Walter, LB	1	1	-

1990 Season At A Glance

49ERS 13, SAINTS 12 — New Orleans — Sept. 10

49ERS	3	0	7	3	-13
SAINTS	3	6	0	3	-12
49ERS — FG Cofer 52			4:11		(4--3)
SAINTS — FG Andersen 41			12:29		(9-46)
SAINTS — FG Andersen 39			8:06		(4-1)
SAINTS — FG Andersen 28			14:57		(7-54)
49ERS — Jones 4 pass from Montana (Cofer kick)			4:59		(9-80)
SAINTS — FG Andersen 32			5:42		(13-47)
49ERS — FG Cofer 38			14:51		(7-60)

	49ERS	SAINTS	49ERS	SAINTS
First Downs	17	11	43-26-1	34-12-3
Total Net Yards.....	237	267	6-40.7	6-42.2
Net Yards Rushing.....	53	87	1-1	3-2
Net Yards Passing.....	184	180	9-60	8-66

INDIVIDUAL STATISTICS

Rushing

49ERS — Craig 12 for 23; Rathman 4 for 16; Montana 3 for 14.
 SAINTS — Hilliard 15 for 59; Fourcade 3 for 15; Mayes 8 for 11; Heyward 1 for 2.

Passing

49ERS — Montana 26 of 43 for 210 yards, 1 TD, 1 INT.
 SAINTS — Fourcade 12 of 34 for 186 yards, 3 INTs.

Receiving

49ERS — Rathman 9 for 43; Taylor 5 for 75; Jones 3 for 29, 1 TD; Craig 3 for 15; Rice 2 for 26; Sherrard 2 for 12; Williams 2 for 10.
 SAINTS — Martin 6 for 91; Perriman 3 for 40; Hilliard 2 for 13; Turner 1 for 42.

Defensive Leaders

49ERS — Lott 7 tackles, 2 INTs, 1 Forced Fumble; Romanowski 5 tackles; Miller 5 tackles; Haley 4 tackles, 1 sack for 6 yards, Pollard 1 INT.
 SAINTS — Mills 8 tackles, .5 sack for 2 yards; Atkins 6 tackles, 1 sack for 8 yards; Massey 7 tackles; Johnson 6 tackles; Swilling 5 tackles, 1 sack for 0 yards.

49ERS 26, REDSKINS 13 — San Francisco — Sept. 16

REDSKINS	0	10	3	0	-13
49ERS	3	17	3	3	-26
49ERS — FG Cofer 31			6:42		(13-60)
49ERS — Rice 12 pass from Montana (Cofer kick)			:42		(8-67)
REDSKINS — FG Lohmiller 37			6:15		(12-66)
49ERS — Taylor 49 pass from Montana (Cofer kick)			8:31		(5-80)
REDSKINS — Monk 35 pass from Rypien (Lohmiller kick)			13:12		(10-83)
49ERS — FG Cofer 29			14:59		(8-60)
REDSKINS — FG Lohmiller 20			9:47		(8-67)
49ERS — FG Cofer 26			14:10		(10-62)
49ERS — FG Cofer 34			5:36		(10-59)

	REDSKINS	49ERS		REDSKINS	49ERS
First Downs.....	16	22	Passes(Att/Comp/Int).....	37-17-0	44-29-1
Total Net Yards.....	328	487	Punts-Average.....	4-44.5	2-43.5
Net Yards Rushing.....	87	97	Fumbles-Lost.....	1-0	0-0
Net Yards Passing.....	241	390	Penalties-Yards.....	3-30	3-20

INDIVIDUAL STATISTICS

Rushing

REDSKINS — Byner 11 for 62; Riggs 6 for 24; Bryant 1 for 3; Rypien 2 for -2.

49ERS — Craig 22 for 82; Rathman 4 for 9; Sydney 1 for 3; Montana 2 for 3.

Passing

REDSKINS — Rypien 17 of 37 for 241 yards, 1 TD.

49ERS — Montana 29 of 44 for 390 yards, 2 TDs, 1 INT.

Receiving

REDSKINS — Clark 7 for 106; Monk 3 for 45, 1 TD; Sanders 3 for 29; Johnson 2 for 52; Byner 1 for 6; Stanley 1 for 3.

49ERS — Taylor 8 for 160, 1 TD; Rice 6 for 74, 1 TD; Jones 5 for 69; Craig 4 for 42; Wilson 2 for 13; Sherrard 2 for 12; Rathman 1 for 14; Walls 1 for 6.

Defensive Leaders

REDSKINS — Manuskay 8 tackles; Mayhew 7 tackles; Collins 6 tackles; Bowles 6 tackles; Green 6 tackles, 1 INT.

49ERS — Waymer 8 tackles; Griffin 7 tackles; Pollard 5 tackles; Walter 4 tackles; Romanowski 3 tackles.

49ERS 19, FALCONS 13 — San Francisco — Sept. 23

FALCONS.....	3	0	7	3	- 13
49ERS.....	0	5	14	0	- 19

FALCONS — FG Davis 37	2:52	(6-37)
49ERS — Safety - Miller forced out of end zone by Turner	:48	
49ERS — FG Cofer 47	11:34	(9-40)
49ERS — Rice 35 pass from Montana (Cofer kick)	5:52	(5-55)
FALCONS — Collins 7 pass from Miller (Davis kick)	9:37	(7-69)
49ERS — Jones 67 pass from Montana (Cofer kick)	12:00	(5-77)
FALCONS — FG Davis 35	11:24	(13-59)

	FALCONS	49ERS		FALCONS	49ERS
First Downs.....	18	17	Passes(Att/Comp/Int).....	41-25-2	35-24-0
Total Net Yards.....	369	445	Punts-Average.....	4-40.0	6-39.2
Net Yards Rushing.....	49	66	Fumbles-Lost.....	2-1	1-1
Net Yards Passing.....	320	379	Penalties-Yards.....	9-62	6-50

INDIVIDUAL STATISTICS

Rushing

FALCONS — Broussard 15 for 45; Lang 1 for 4; Miller 2 for 0.

49ERS — Rathman 7 for 28; Craig 18 for 26; Montana 4 for 12.

Passing

FALCONS — Miller 25 of 41 for 337 yards, 1 TD, 2 INTs.

49ERS — Montana 24 of 35 for 398 yards, 2 TDs.

Receiving

FALCONS — Rison 11 for 128; Dixon 5 for 73; Collins 4 for 93, 1 TD; Bailey 3 for 32; Milling 1 for 9; Broussard 1 for 2.

49ERS — Rice 8 for 171, 1 TD; Jones 5 for 125, 1 TD; Sherrard 4 for 75; Rathman 4 for 20; Craig 2 for 2; Sydney 1 for 5.

Defensive Leaders

FALCONS — Jordan 15 tackles; Tuggle 9 tackles, 1 Fumb. Rec.; Case 7 tackles; Reid 6 tackles, 2 sacks for 10 yards; Epps 3 tackles, 1 sack for 9 yards.

49ERS — Lott 8 tackles; Romanowski 6 tackles; Pollard 6 tackles; Waymer 5 tackles, 2 INTs; Haley 4 tackles, 2 sacks for 16 yards; Fagan 4 tackles, 1 sack for 0 yards.

49ERS 24, OILERS 21 — Houston — Oct. 7

49ERS	0	7	7	10	-24
OILERS	14	0	7	0	-21

OILERS — Moon 1 run (Zendejas kick)	7:28	(14-65)
OILERS — Hill 30 pass from Moon (Zendejas kick)	9:35	(1-30)
49ERS — Rice 6 pass from Montana (Cofer kick)	5:40	(8-52)
49ERS — Taylor 78 pass from Montana (Cofer kick)	4:56	(2-78)
OILERS — Jefferies 18 pass from Moon (Zendejas kick)	10:19	(11-78)
49ERS — FG Cofer 23	3:24	(8-58)
49ERS — Taylor 46 pass from Montana (Cofer kick)	8:29	(6-64)

	49ERS	OILERS	49ERS	OILERS
First Downs	18	17	Passes(Att/Comp/Int).....28-20-1	33-18-0
Total Net Yards	383	256	Punts-Average	4-40.3
Net Yards Rushing	83	86	Fumbles-Lost	2-1
Net Yards Passing	300	170	Penalties-Yards	8-40
				6-51

INDIVIDUAL STATISTICS

Rushing

49ERS — Craig 9 for 37; Carter 6 for 22; Rathman 7 for 17; Montana 2 for 5; Rice 1 for 2.

OILERS — White 11 for 43; Moon 5 for 35, 1 TD; Pinkett 4 for 8.

Passing

49ERS — Montana 20 of 28 for 318 yards, 3 TDs, 1 INT.

OILERS — Moon 18 of 33 for 191 yards, 2 TDs.

Receiving

49ERS — Rice 6 for 78, 1 TD; Taylor 4 for 132, 2 TDs; Jones 4 for 65; Williams 2 for 14; Craig 2 for 13; Wilson 1 for 12; Rathman 1 for 4.

OILERS — Givens 4 for 31; Duncan 3 for 32; Hill 3 for 52, 1 TD; Jefferies 2 for 28, 1 TD; White 2 for 23; Pinkett 2 for 9; Ford 1 for 14; Harris 1 for 2.

Defensive Leaders

49ERS — Haley 11 tackles, 2 sacks for 12 yards, 1 Forced Fumble; Lott 6 tackles; Waymer 5 tackles; Holt 4 tackles, 1 sack for 9 yards.

OILERS — Smith 13 tackles; Brown 7 tackles; Meads 7 tackles; Childress 6 tackles, 1 sack for 12 yards; McDowell 6 tackles; Kinard 6 tackles.

49ERS 45, FALCONS 35 — Atlanta — Oct. 14

49ERS	14	17	7	7	-45
FALCONS	7	14	0	14	-35

49ERS — Rice 24 pass from Montana (Cofer kick)	:57	(2-27)
FALCONS — Rison 75 pass from Miller (Davis kick)	1:59	(2-76)
49ERS — Rice 25 pass from Montana (Cofer kick)	9:13	(3-42)
FALCONS — Butler 62 return of blocked punt	:04	
49ERS — Sherrard 43 pass from Montana (Cofer kick)	7:05	(3-42)
49ERS — Rice 19 pass from Montana (Cofer kick)	13:02	(6-61)

FALCONS — Milling 5 pass from Miller (Davis kick)	14:38	(11-80)
49ERS — FG Cofer 56	15:00	(4-25)
49ERS — Rice 13 pass from Montana (Cofer kick)	6:33	(12-80)
49ERS — Rice 15 pass from Montana (Cofer kick)	:35	(9-75)
FALCONS — Wilkins 3 pass from Miller (Davis kick)	3:02	(6-84)
FALCONS — Rison 13 pass from Campbell (Davis kick)	7:46	(7-66)

	49ERS	FALCONS	49ERS	FALCONS
First Downs.....	30	21	Passes(Att/Comp/Int).....	49-32-2 47-27-0
Total Net Yards.....	492	394	Punts-Average.....	5-26.8 5-44.2
Net Yards Rushing.....	50	29	Fumbles-Lost.....	1-0 4-0
Net Yards Passing.....	442	365	Penalties-Yards.....	9-68 3-26

INDIVIDUAL STATISTICS

Rushing

49ERS — Rathman 11 for 31; Carter 9 for 9; Sydney 2 for 6; Montana 2 for 4.

FALCONS — Rozier 11 for 20; Miller 2 for 10; Broussard 1 for -1.

Passing

49ERS — Montana 32 of 49 for 476 yards, 6 TDs, 2 INTs.

FALCONS — Miller 18 of 31 for 291 yards, 3 TDs; Campbell 9 of 16 for 98 yards, 1 TD.

Receiving

49ERS — Rice 13 for 225, 5 TDs; Jones 5 for 56; Sherrard 4 for 97, 1 TD; Rathman 4 for 44; Carter 3 for 27; Taylor 2 for 15; Wilson 1 for 12.

FALCONS — Rison 9 for 172, 2 TDs; Thomas 3 for 87; Johnson 3 for 29; Milling 3 for 20, 1 TD; Dixon 2 for 28; Broussard 2 for 12; Rozier 2 for 8; Collins 1 for 21; Haynes 1 for 9; Wilkins 1 for 3, 1 TD.

Defensive Leaders

49ERS — Romanowski 8 tackles; Pollard 6 tackles; Jackson 5 tackles; Holt 5 tackles, 1 sack for 7 yards; M. Carter 4 tackles.

FALCONS — Jordan 11 tackles; Rade 9 tackles; Dimry 7 tackles, 1 INT; Gann 5 tackles; Case 5 tackles; Conner 3 tackles, 1 sack for 14 yards.

49ERS 27, STEELERS 7 — San Francisco — Oct. 21

STEELERS.....	7	0	0	0	- 7
49ERS.....	0	10	10	7	-27

STEELERS — Bell 2 pass from Brister (Anderson kick)	12:48	(7-35)
49ERS — FG Cofer 39	3:11	(10-52)
49ERS — Sherrard 5 pass from Montana (Cofer kick)	14:41	(9-56)
49ERS — FG Cofer 20	11:07	(14-51)
49ERS — Rathman 1 run (Cofer kick)	12:25	(2-5)
49ERS — Rathman 1 run (Cofer kick)	2:31	(5-17)

	STEELERS	49ERS	STEELERS	49ERS
First Downs.....	14	22	Passes(Att/Comp/Int).....	22-13-1 30-20-2
Total Net Yards.....	200	304	Punts-Average.....	3-36.7 1-39.0
Net Yards Rushing.....	97	150	Fumbles-Lost.....	1-1 2-1
Net Yards Passing.....	103	154	Penalties-Yards.....	5-65 6-50

INDIVIDUAL STATISTICS

Rushing

STEELERS — Hoge 16 for 64; Williams 5 for 30; Brister 2 for 3.

49ERS — Carter 17 for 90; Sydney 7 for 31; Rathman 10 for 27, 2 TDs; Montana 2 for 4; Young 1 for -2.

Passing

STEELERS — Brister 13 of 22 for 120 yards, 1 TD, 1 INT.

49ERS — Montana 20 of 30 for 157 yards, 1 TD, 2 INTs.

Receiving

STEELERS — Green 3 for 37; Foge 3 for 34; Stone 3 for 16; Mularkey 1 for 16; Lipps 1 for 11; Hill 1 for 4; Bell 1 for 2, 1 TD.

49ERS — Carter 7 for 57; Rathman 6 for 29; Rice 3 for 31; Sherrard 3 for 26, 1 TD; Taylor 1 for 14.

Defensive Leaders

STEELERS — Little 8 tackles; Nickerson 7 tackles; Woodson 7 yards, 1 INT; Lloyd 6 tackles, 1 sack for 3 yards.

49ERS — Haley 6 tackles, 2 sacks for 17 yards, 1 Forced Fumble; Pollard 5 tackles; DeLong 5 tackles; Millen 4 tackles; Fagan 4 tackles; Waymer 4 tackles.

49ERS 20, BROWNS 17 — San Francisco — Oct. 28

BROWNS	0	0	3	14	- 17
49ERS	0	14	3	3	- 20

49ERS — Rice 14 pass from Montana (Cofer kick)	3:19	(7-37)
49ERS — Rathman 1 run (Cofer kick)	8:26	(8-41)
BROWNS — FG Kauric 45	6:11	(4- -3)
49ERS — FG Cofer 40	10:42	(10-44)
BROWNS — Slaughter 11 pass from Pagel (Kauric kick)	12:25	(2-5)
BROWNS — Newsome 4 pass from Pagel (Kauric kick)	13:50	(11-66)
49ERS — FG Cofer 45	14:55	(7-44)

	BROWNS	49ERS	BROWNS	49ERS
First Downs	18	20	Passes(Att/Comp/Int).....	39-22-2
Total Net Yards	274	294	Punts-Average	3-38.7
Net Yards Rushing	38	117	Fumbles-Lost	1-1
Net Yards Passing	236	177	Penalties-Yards.....	7-57
				6-51

INDIVIDUAL STATISTICS**Rushing**

BROWNS — Mack 14 for 29; Metcalf 2 for 6; Hoard 2 for 3.

49ERS — Carter 17 for 58; Montana 5 for 32; Rathman 6 for 27, 1 TD.

Passing

BROWNS — Kosar 9 of 18 for 106 yards, 1 INT; Pagel 13 of 21 for 156 yards, 2 TDs, 1 INT.

49ERS — Montana 17 of 37 for 185 yards, 1 TD, 2 INTs.

Receiving

BROWNS — Metcalf 6 for 76; Slaughter 6 for 71, 1 TD; Brennan 4 for 48; Mack 2 for 26; Newsome 2 for 8, 1 TD; Kauric 1 for 21; Jones 1 for 12.

49ERS — Rice 6 for 67, 1 TD; Jones 3 for 32; Rathman 3 for 29; Carter 3 for 15; Sherrard 2 for 42.

Defensive Leaders

BROWNS — Johnson 9 tackles; Gash 7 tackles; Clayborn 5 tackles; Matthews 5 tackles; Perry 1 sack for 8 yards.

49ERS — Lott 5 tackles, 1 INT; Fagan 5 tackles, 1 sack for 5 yards; Millen 5 tackles; Haley 4 tackles, 1 sack for 8 yards; Carter 1 sack for 7 yards; Brown 1 sack for 6 yards.

49ERS 24, PACKERS 20 — Green Bay — Nov. 4

49ERS	0	7	3	14	- 24
PACKERS	3	7	0	10	- 20

PACKERS — FG Jacke 33	7:50	(8-39)
PACKERS — Sharpe 20 pass from Majkowski (Jacke kick)	14:22	(10-66)
49ERS — Taylor 23 pass from Montana (Cofer kick)	14:49	(3-59)
49ERS — FG Cofer 22	12:20	(10-72)
49ERS — Jones 6 pass from Montana (Cofer kick)	2:15	(7-42)
PACKERS — FG Jacke 37	6:43	(9-53)
49ERS — Rice 64 pass from Montana (Cofer kick)	7:44	(3-69)
PACKERS — Sharpe 17 pass from Majkowski (Jacke kick)	9:50	(7-72)

49ERS PACKERS

49ERS PACKERS

First Downs.....	17	17	Passes(Att/Comp/Int).....	40-25-0	33-22-0
Total Net Yards.....	445	321	Punts-Average.....	5-33.2	5-32.2
Net Yards Rushing.....	34	70	Fumbles-Lost.....	0-0	1-1
Net Yards Passing.....	411	251	Penalties-Yards.....	6-47	5-40

INDIVIDUAL STATISTICS

Rushing

49ERS — Carter 7 for 13; Montana 6 for 13; Craig 5 for 8; Rathman 2 for 0.

PACKERS — Haddix 9 for 31; Majkowski 3 for 13; Thompson 5 for 11; Fontenot 2 for 4; Workman 1 for 4; Sharpe 1 for 4; Woodside 2 for 3.

Passing

49ERS — Montana 25 of 40 for 411 yards, 3 TDs.

PACKERS — Majkowski 22 of 33 for 274 yards, 2 TDs.

Receiving

49ERS — Rice 6 for 187, 1 TD; Jones 5 for 57, 1 TD; Rathman 5 for 44; Taylor 4 for 53, 1 TD; Carter 2 for 38; Sydney 1 for 19; Wilson 1 for 7; Craig 1 for 6.

PACKERS — Sharpe 4 for 80, 2 TDs; Kemp 4 for 42; West 3 for 33; Query 2 for 34; Weathers 2 for 32; J. Harris 2 for 29; Fontenot 2 for 5; Wilson 1 for 12; Thompson 1 for 1.

Defensive Leaders

49ERS — Haley 9 tackles, 1 sack for 2 yards; Romanowski 9 tackles, 1 sack for 5 yards; Lott 5 tackles; Fagan 4 tackles; Walter 4 tackles.

PACKERS — Holland 8 tackles; Holmes 6 tackles; Murphy 5 tackles; Stephen 5 tackles.

49ERS 24, COWBOYS 6 — Dallas — Nov. 11

49ERS.....	0	17	0	7	- 24
COWBOYS.....	3	3	0	0	- 6

COWBOYS — FG Willis 32	4:14	(4-4)
49ERS — Rathman 1 run (Cofer kick)	8:29	(8-59)
49ERS — Rice 7 pass from Montana (Cofer kick)	12:20	(6-22)
COWBOYS — FG Willis 37	14:28	(11-72)
49ERS — FG Cofer 42	15:00	(4-38)
49ERS — Montana 4 run (Cofer kick)	11:48	(13-59)

49ERS COWBOYS

49ERS COWBOYS

First Downs.....	25	9	Passes(Att/Comp/Int).....	37-27-1	24-9-1
Total Net Yards.....	388	158	Punts-Average.....	2-20.0	6-39.3
Net Yards Rushing.....	107	78	Fumbles-Lost.....	3-1	1-1
Net Yards Passing.....	281	80	Penalties-Yards.....	3-25	3-20

INDIVIDUAL STATISTICS

Rushing

49ERS — Craig 16 for 49; Rathman 9 for 23, 1 TD; Sydney 6 for 15; Carter 2 for 14; Montana 2 for 6, 1 TD.

COWBOYS — Smith 6 for 40; Aikman 5 for 33; Agee 3 for 3; Dixon 1 for 2.

Passing

49ERS — Montana 27 of 37 for 290 yards, 1 TD, 1 INT.

COWBOYS — Aikman 9 of 21 for 96 yards, 1 INT.

Receiving

49ERS — Rice 12 for 147, 1 TD; Rathman 4 for 21; Jones 3 for 43; Sydney 3 for 37; Craig 3 for 25, Taylor 1 for 16; Walls 1 for 11.

COWBOYS — Martin 4 for 38; Johnston 1 for 26; Novacek 1 for 17; Irvin 1 for 10; Agee 1 for 9; Smith 1 for -4.

Defensive Leaders

49ERS — Jackson 4 tackles; Fagan 4 tackles; Romanowski 4 tackles; Waymer 4 tackles; Holt 3 tackles, 1 sack for 8 yards.

COWBOYS — Lockhart 13 tackles, 1 Fumb. Rec.; Norton 8 tackles, 1 sack for 5 yards; Hendrix 7 tackles; Washington 7 tackles; Del Rio 7 tackles.

49ERS 31, BUCCANEERS 7 — San Francisco — Nov. 18

BUCCANEERS.....	0	0	7	0	- 7
49ERS.....	7	10	7	7	- 31

49ERS	— Jones 11 pass from Montana (Cofer kick)	5:58	(8-66)
49ERS	— FG Cofer 24	4:48	(12-61)
49ERS	— Jones 4 pass from Montana (Cofer kick)	13:04	(8-55)
BUCS	— Haddix 65 interception return (Christie kick)	2:51	
49ERS	— Craig 10 run (Cofer kick)	10:25	(5-58)
49ERS	— Sydney 1 run (Cofer kick)	14:56	(10-54)

	BUCS	49ERS		BUCS	49ERS
First Downs.....	13	22	Passes(Att/Comp/Int).....	29-13-1	36-24-1
Total Net Yards.....	180	393	Punts-Average.....	4-41.0	3-36.7
Total Yards Rushing.....	102	152	Fumbles-Lost.....	0-0	0-0
Total Yards Passing.....	78	241	Penalties-Yards.....	2-15	2-20

INDIVIDUAL STATISTICS**Rushing**

BUCS — Chandler 6 for 44; Cobb 10 for 30; Anderson 5 for 21; Harvey 1 for 7.

49ERS — Carter 9 for 44, 1 TD; Craig 8 for 44; Sydney 7 for 43, 1 TD; Rathman 3 for 13; Montana 2 for 8.

Passing

BUCS — Chandler 13 of 29 for 125 yards, 1 INT

49ERS — Montana 23 of 35 for 230 yards, 2 TDs, 1 INT; Young 1 of 1 for 14 yards.

Receiving

BUCS — Anderson 5 for 37; Carrier 4 for 34; Cobb 3 for 34; Pillow 1 for 20.

49ERS — Jones 6 for 74, 2 TDs; Rice 4 for 46; Carter 4 for 32; Taylor 3 for 48; Lewis 2 for 17; Rathman 2 for 7; Wilson 1 for 11; Craig 1 for 7; Walls 1 for 2.

Defensive Leaders

BUCS — Murphy 8 tackles; Marve 7 tackles; Haddix 7 tackles, 1 INT.; Robinson 6 tackles; Hamilton 6 tackles.

49ERS — DeLong 9 tackles; Millen 5 tackles; Burt 4 tackles, 2 sacks for 10 yards; Haley 2 sacks for 12 yards; Brown 1 sack for 13 yards.

RAMS 28, 49ERS 17 — San Francisco — Nov. 25

RAMS.....	7	14	0	7	- 28
49ERS.....	0	7	10	0	- 17

RAMS	— Gary 22 pass from McGee (Lansford kick)	8:37	(4-51)
RAMS	— Gary 10 run (Lansford kick)	2:25	(3-19)
49ERS	— Taylor 5 pass from Montana (Cofer kick)	11:54	(9-39)
RAMS	— McGee 6 run (Lansford kick)	14:21	(6-80)
49ERS	— Sydney 23 pass from Montana (Cofer kick)	8:55	(4-62)
49ERS	— FG Cofer 42	13:40	(8-31)
RAMS	— Gary 1 run (Lansford kick)	12:29	(17-90)

	RAMS	49ERS	RAMS	49ERS
First Downs.....	19	16	Passes(Att/Comp/Int).....28-17-1	38-23-3
Total Net Yards.....	350	291	Punts-Average.....	7-37.3 4-37.5
Total Yards Rushing.....	111	66	Fumbles-Lost.....	1-1 3-3
Total Yards Passing.....	239	225	Penalties-Yards.....	5-35 6-52

INDIVIDUAL STATISTICS

Rushing

RAMS — Gary 24 for 68, 2 TDs; McGee 6 for 36, 1 TD; Green 5 for 11, Everett 2 for -4.
 49ERS — Craig 13 for 44; Montana 2 for 15; Rathman 4 for 7.

Passing

RAMS — Everett 16 of 27 for 224 yards, 1 INT; McGee 1 of 1 for 22 yards, 1 TD.
 49ERS — Montana 22 of 37 for 235 yards, 2 TDs, 3 INTs; Helton 1 of 1 for 0 yards.

Receiving

RAMS — Anderson 8 for 149; Gary 3 for 27, 1 TD; Holohan 2 for 33; McGee 2 for 11; Cox 1 for 21; Carter 1 for 5.
 49ERS — Rice 7 for 72; Taylor 5 for 34, 1 TD; Jones 3 for 30; Sydney 2 for 36, 1 TD; Craig 2 for 23; Rathman 2 for 6; Wilson 1 for 34; Williams 1 for 0.

Defensive Leaders

RAMS — Wilcher 11 tackles, 1 Fumb. Rec.; Newsome 7 tackles, 1 INT, 1 Forced Fumble; Henley 6 tackles.
 49ERS — DeLong 10 tackles; Milfen 9 tackles; Pollard 7 tackles; Lott 5 tackles; Waymer 5 tackles, 1 INT; Holt 3 tackles, 1 sack for 7 yards.

49ERS 7, GIANTS 3 — San Francisco — Dec. 3

GIANTS.....	0	3	0	0	-3
49ERS.....	0	7	0	0	-7

GIANTS	— FG Barr 20	11:34	(12-54)
49ERS	— Taylor 4 pass from Montana (Cofer kick)	13:30	(5-63)

	GIANTS	49ERS	GIANTS	49ERS
First Downs.....	15	11	Passes(Att/Comp/Int).....32-14-0	29-12-0
Total Net Yards.....	221	240	Punts-Average.....	7-42.6 9-39.7
Net Yards Rushing.....	75	88	Fumbles-Lost.....	3-1 1-0
Net Yards Passing.....	146	152	Penalties-Yards.....	3-20 5-50

INDIVIDUAL STATISTICS

Rushing

GIANTS — Anderson 19 for 39; Hampton 7 for 26; Simms 2 for 14; Meggett 1 for -4.
 49ERS — Carter 12 for 29; Craig 9 for 21; Sydney 3 for 20; Montana 3 for 16; Rathman 1 for 2.

Passing

GIANTS — Simms 14 of 32 for 153 yards.
 49ERS — Montana 12 of 29 for 152 yards 1 TD.

Receiving

GIANTS — Bavaro 3 for 43; Ingram 2 for 30; Manuel 2 for 26; Cross 2 for 17; Meggett 2 for 17; Baker 1 for 11; Carthon 1 for 9; Anderson 1 for 0.

49ERS — Taylor 3 for 38, 1 TD; Jones 3 for 31; Craig 2 for 42; Rice 1 for 13; Sydney 1 for 11; Carter 1 for 9; Williams 1 for 8.

Defensive Leaders

GIANTS — Guyton 6 tackles; Johnson 6 tackles; Reasons 5 tackles; Collins 4 tackles; Jackson 4 tackles.

49ERS — Pollard 7 tackles; Loit 7 tackles; Millen 6 tackles; Waymer 6 tackles; Fagan 6 tackles, 2 sacks for 1 yard; Haley 5 tackles, 1.5 sacks for 3 yards.

49ERS 20, BENGALS 17 — Cincinnati — Dec. 9

49ERS	7	0	7	3	3	-20
BENGALS.....	0	7	3	7	0	-17

BENGALS — Taylor 2 pass from Esiason (Breech kick)	5:23	(7-70)
49ERS — Rathman 1 run (Cofer kick)	14:41	(17-73)
BENGALS — FG Breech 38	6:04	(11-51)
49ERS — Sydney 3 run (Cofer kick)	12:56	(10-74)
BENGALS — Woods 1 run (Breech kick)	2:34	(9-66)
49ERS — FG Cofer 23	14:03	(7-55)
49ERS — FG Cofer 23	6:12	(11-75)

	49ERS	BENGALS		49ERS	BENGALS
First Downs	25	14	Passes(Att/Comp/Int).....	26-19-1	20-12-1
Total Net Yards	372	215	Punts-Average	4-46.0	4-45.0
Net Yards Rushing.....	202	113	Fumbles-Lost	1-0	0-0
Net Yards Passing.....	170	102	Penalties-Yards.....	11-81	4-29

INDIVIDUAL STATISTICS

Rushing

49ERS — Craig 21 for 97; Rathman 12 for 53, 1 TD; Sydney 6 for 36; Montana 2 for 16; Carter 1 for 0.

BENGALS — Brooks 10 for 43; Woods 8 for 42, 1 TD; Esiason 4 for 17; Ball 1 for 11.

Passing

49ERS — Montana 19 of 26 for 185 yards, 1 INT.

BENGALS — Esiason 12 of 20 for 114 yards, 1 TD, 1 INT.

Receiving

49ERS — Rice 8 for 101; Craig 3 for 7; Jones 2 for 27; Taylor 2 for 22; Rathman 2 for 17; Williams 1 for 6; Walls 1 for 5.

BENGALS — Holman 5 for 60; Barber 2 for 13; McGee 1 for 26; Woods 1 for 7; Brooks 1 for 4; Taylor 1 for 2, 1 TD; Brown 1 for 2.

Defensive Leaders

49ERS — Holt 7 tackles; Pollard 6 tackles; Millen 6 tackles; Davis 1 INT; Haley 1 sack for 7 yards; Fagan 1 sack for 5 yards.

BENGALS — Grant 10 tackles, 1 sack for 7 yards; Fulcher 9 tackles; Krumrie 8 tackles, 1 sack for 8 yards; Francis 7 tackles; Bussey 7 tackles.

49ERS 26, RAMS 10 — Anaheim — Dec. 17

49ERS	3	13	3	7	-26
RAMS	0	7	3	0	-10

49ERS	— FG Cofer 23	9:32	(14-71)
49ERS	— Rathman 1 run (Cofer kick)	7:31	(15-76)
49ERS	— Rice 60 pass from Montana (Cofer kick)	9:58	(1-60)
RAMS	— Faison 8 pass from Everett (Lansford kick)	13:28	(8-78)
49ERS	— FG Cofer 31	4:02	(6-28)
RAMS	— FG Lansford 21	11:30	(15-76)
49ERS	— Carter 74 run (Cofer kick)	1:16	(2-79)

	49ERS	RAMS	49ERS	RAMS
First Downs.....	21	17	Passes(Att/Comp/Int).....	30-15-0 35-17-2
Total Net Yards.....	388	266	Punts-Average.....	3-35.0 4-28.8
Net Yards Rushing.....	173	53	Fumbles-Lost.....	3-2 2-2
Net Yards Passing.....	215	213	Penalties-Yards.....	12-109 10-68

INDIVIDUAL STATISTICS

Rushing

49ERS — Carter 13 for 124, 1 TD; Rathman 12 for 29, 1 TD; Montana 2 for 9; Craig 8 for 8; Sydney 1 for 3.

RAMS — Green 12 for 34; Gary 3 for 11; McGee 2 for 7; Everett 2 for 1.

Passing

49ERS — Montana 15 of 30 for 219 yards, 1 TD.

RAMS — Everett 17 of 35 for 232 yards, 1 TD, 2 INT.

Receiving

49ERS — Rice 5 for 104, 1 TD; Rathman 3 for 38; Taylor 2 for 25; Craig 2 for 19; Jones 1 for 15; Sydney 1 for 9; Williams 1 for 9.

RAMS — Anderson 4 for 74; Ellard 4 for 68; Holohan 4 for 58; Gary 2 for 5; Cox 1 for 14; Faison 1 for 8, 1 TD; McGee 1 for 5.

Defensive Leaders

49ERS — Romanowski 8 tackles; Waymer 6 tackles, 1 INT; Holt 5 tackles; Griffin 1 INT; Haley 1 sack for 11 yards; Brown 1 sack for 8 yards.

RAMS — Stewart 9 tackles, 1 Forced Fumble; Wright 9 tackles; Green 7 tackles, 2 sacks for 4 yards; Newsome 7 tackles.

SAINTS 13, 49ERS 10 — San Francisco — Dec. 23

SAINTS.....	7	3	0	3	- 13
49ERS.....	7	0	0	3	- 10

49ERS	— Rathman 1 run (Cofer kick)	7:46	(14-67)
SAINTS	— Scales 5 pass from Walsh (Andersen kick)	14:03	(10-77)
SAINTS	— FG Andersen 30	4:08	(8-34)
49ERS	— FG Cofer 30	5:24	(9-46)
SAINTS	— FG Andersen 40	10:17	(8-17)

	SAINTS	49ERS	SAINTS	49ERS
First Downs.....	12	21	Passes(Att/Comp/Int).....	30-10-2 37-22-0
Total Net Yards.....	194	334	Punts-Average.....	7-35.4 6-33.5
Net Yards Rushing.....	84	159	Fumbles-Lost.....	0-0 4-4
Net Yards Passing.....	110	175	Penalties-Yards.....	6-30 6-55

INDIVIDUAL STATISTICS

Rushing

SAINTS — Fenerty 14 for 51; Walsh 3 for 16; Heyward 6 for 11; Mayes 2 for 6.

49ERS — Young 8 for 102; Carter 11 for 30; Rathman 6 for 21, 1 TD; Sydney 2 for 9; Henderson 1 for -1; Rice 1 for -2.

Passing

SAINTS — Walsh 9 of 25 for 112 yards, 1 TD, 2 INTs, Fourcade 1 of 5 for 8 yards.
49ERS — Young 22 of 37 for 208 yards.

Receiving

SAINTS — Heyward 4 for 26; Martin 2 for 34; Tice 1 for 19; Turner 1 for 19; Fenerty 1 for 17; Scales 1 for 5, 1 TD.
49ERS — Taylor 5 for 45; Jones 4 for 51; Rice 4 for 42; Carter 4 for 34; Rathman 2 for 11; Lewis 1 for 14; Henderson 1 for 8; Walls 1 for 3.

Defensive Leaders

SAINTS — Cook 9 tackles; Johnson 8 tackles; Jackson 7 tackles, 1 sack for 11 yards, 1 Forced Fumble, 1 Fumb. Rec.; Buck 6 tackles, 1 Forced Fumble., 1 Fumb. Rec.
49ERS — Waymer 9 tackles, 1 INT; Millen 5 tackles; DeLong 4 tackles; Fagan 3 tackles, 1 sack for 10 yards; K. Lewis 1 INT.

49ERS 20, VIKINGS 17 — Minnesota — Dec. 30

49ERS	0	0	3	17	-20
VIKINGS.....	3	7	0	7	-17

VIKINGS — FG Reveiz 34	12:20	(8-38)
VIKINGS — Walker 9 run (Reveiz kick)	12:20	(8-79)
49ERS — FG Cofer 29	10:45	(14-65)
49ERS — FG Cofer 35	1:43	(8-31)
49ERS — Rice 14 yards from Young (Cofer kick)	6:23	(6-64)
VIKINGS — Anderson 1 run (Reveiz kick)	11:46	(10-78)
49ERS — Taylor 34 pass from Young (Cofer kick)	14:31	(10-80)

	49ERS	VIKINGS	49ERS	VIKINGS
First Downs.....	22	19	Passes(Att/Comp/Int).....	44-25-1 38-17-1
Total Net Yards.....	402	279	Punts-Average.....	6-32-7 7-40-9
Net Yards Rushing.....	121	98	Fumbles-Lost.....	2-0 0-0
Net Yards Passing.....	281	181	Penalties-Yards.....	6-50 5-30

INDIVIDUAL STATISTICS

Rushing

49ERS — Young 6 for 59; Carter 10 for 27; Rathman 3 for 15; Henderson 5 for 15; Montana 1 for 5.
VIKINGS — Walker 13 for 63, 1 TD; Gannon 2 for 29; Anderson 3 for 5; Dozier 2 for 1.

Passing

49ERS — Montana 10 of 20 for 88 yards, 1 INT; Young 15 of 24 for 205 yards, 2 TDs.
VIKINGS — Gannon 16 of 37 for 180 yards, 1 INT; Walker 1 of 1 for 12 yards.

Receiving

49ERS — Rice 9 for 118, 1 TD; Taylor 4 for 71, 1 TD; Jones 4 for 43; Henderson 3 for 27; Lewis 2 for 13; Sydney 1 for 9; Williams 1 for 7; Carter 1 for 5.
VIKINGS — A. Carter 5 for 54; Jones 3 for 35; Walker 3 for 31; Jordan 2 for 41; C. Carter 2 for 13; Dozier 1 for 12; Anderson 1 for 6.

Defensive Leaders

49ERS — Griffin 5 tackles; Waymer 4 tackles, 1 INT; Millen 4 tackles; Kugler 4 tackles; Haley 1 sack for 6 yards; Fagan 1 sack for 5 yards.
VIKINGS — Clarke 9 tackles, 3 sacks for 7 yards; Browner 8 tackles; Studwell 7 tackles; Merriweather 7 tackles; Berry 7 tackles; Thomas 6 tackles, 1.5 sacks for 2.5 yards.

NFC DIVISIONAL PLAYOFF GAME

49ERS 28, REDSKINS 10 — San Francisco — Jan. 12, 1991

REDSKINS	10	0	0	0	- 10
49ERS	7	14	0	7	- 28
REDSKINS — Monk 31 pass from Rypien (Lohmiller kick)				5:48	(8-74)
49ERS — Rathman 1 run (Cofer kick)				10:08	(8-74)
REDSKINS — Lohmiller FG 44				14:24	(9-43)
49ERS — Rice 10 pass from Montana (Cofer kick)				3:42	(10-84)
49ERS — Sherrard 8 pass from Montana (Cofer kick)				8:29	(5-89)
49ERS — M. Carter 61 interception return (Cofer kick)				14:03	
REDSKINS	49ERS			REDSKINS	49ERS
First Downs	25	20	Passes(Att/Comp/Int).....	48-27-3	32-23-1
Total Net Yards	441	338	Punts-Average	4-33.0	5-41.8
Net Yards Rushing	80	46	Fumbles-Lost	0-0	0-0
Net Yards Passing	361	292	Penalties-Yards.....	1-15	4-25

INDIVIDUAL STATISTICS

Rushing

REDSKINS — Byner 12 for 51; Riggs 10 for 18; Monk 1 for 9; Mitchell 1 for 2.

49ERS — Craig 12 for 20; Sydney 7 for 19; Rathman 4 for 6; Montana 1 for 1.

Passing

REDSKINS — Rypien 27 for 48 for 361 yards 1 TD, 3 INTs.

49ERS — Montana 22 for 31 for 274 yards 2 TDs, 1 INT.

Receiving

REDSKINS — Monk 10 for 163, 1 TD; Clark 6 for 63; Sanders 4 for 78; Mitchell 3 for 25;

Hobbs 1 for 13; Warren 1 for 11; Riggs 1 for 8; Byner 1 for 0.

49ERS — Rice 6 for 68, 1 TD; Jones 4 for 103; Craig 3 for 54; Sherrard 3 for 16, 1 TD;

Taylor 2 for 38; Williams 1 for 13.

Defensive Leaders

REDSKINS — Walton 9 tackles; Green 5 tackles; Collins 5 tackles; Edwards 4 tackles; Grant 4 tackles; Coleman 3 tackles, 1 INT.

49ERS — Fagan 8 tackles; Griffin 7 tackles; Pollard 6 tackles, 1 INT.; Lott 6 tackles; Carter 1 INT.; Jackson 1 INT.

NFC CHAMPIONSHIP GAME

GIANTS 15, 49ERS 13 — San Francisco — Jan. 20, 1991

GIANTS	3	3	3	6	- 15
49ERS	3	3	7	0	- 13
49ERS — FG Cofer 47				5:01	(10-44)
GIANTS — FG Bahr 28				12:19	(15-69)
GIANTS — FG Bahr 42				14:00	(14-56)
49ERS — FG Cofer 35				14:57	(7-48)
49ERS — Taylor 61 pass from Montana (Cofer kick)				4:32	(1-61)
GIANTS — FG Bahr 46				10:35	(10-49)
GIANTS — FG Bahr 38				9:13	(8-41)
GIANTS — FG Bahr 42				15:00	(7-33)

	GIANTS	49ERS	GIANTS	49ERS
First Downs	20	13	Passes(Att/Comp/Int).....	29-15-0 27-19-0
Total Net Yards	311	240	Punts-Average	3-41.3 5-40.0
Net Yards Rushing	152	39	Fumbles-Lost	0-0 3-1
Net Yards Passing	159	201	Penalties-Yards.....	5-45 9-63

INDIVIDUAL STATISTICS

Rushing

GIANTS — Anderson 20 for 67; Meggett 10 for 36; Reasons 1 for 30; Hostetler 3 for 11; Carthon 2 for 8.

49ERS — Craig 8 for 26; Montara 2 for 9; Rathman 1 for 4.

Passing

GIANTS — Hostetler 15 of 27 for 176 yards; Meggett 0 of 1; Cavanaugh 0 of 1.

49ERS — Montana 18 of 26 for 190 yards 1 TD; Young 1 of 1 for 25 yards.

Receiving

GIANTS — Ingram 5 for 82; Bavaro 5 for 54; Baker 2 for 22; Meggett 2 for 15; Anderson 1 for 3.

49ERS — Rice 5 for 54; Rathman 4 for 16; Jones 3 for 46; Craig 3 for 16; Taylor 2 for 75; Sherrard 2 for 8.

Defensive Leaders

GIANTS — Reasons 6 tackles; Guyton 5 tackles; Johnson 5 tackles; Marshall 2 sacks for 8 yards, 1 Forced Fumble; Taylor .5 sack for 3 yards, 1 Fumb. Rec.; Howard .5 sack for 3 yards, 1 Forced Fumble.

49ERS — Romanowski 8 tackles; Millen 7 tackles; Waymer 7 tackles; Fagan 6 tackles; Burt 1 sack for 0 yards; Holt 1 sack for 9 yards; Haley 1 sack for 8 yards.



THE 49ERS ON KGO RADIO

The San Francisco 49ers will team with KGO Radio (810 am) again in 1991. Veteran Bay Area sportscasters Joe Starkey and Wayne Walker will provide play-by-play, and analysis for radio listeners. The '91 radio network will span throughout Northern California, Nevada and Oregon. Games will be carried as far east as Youngstown, Ohio and westward to Hawaii.

SAN FRANCISCO, CA
ANCHORAGE, AK
ATASCADERO, CA
AUBURN, CA
BAKERSFIELD, CA
BOISE, ID
BURNEY, CA
CANOGA PARK, CA
CARSON CITY, NV
CHICO, CA
EUGENE, OR
EUREKA, CA
FAIRBANKS, AK
FARMINGTON, NM
FRESNO, CA
GRANTS PASS, OR
GRASS VALLEY, CA
HONOLULU, HA
HOOD RIVER, OR
JACKSON, CA
KING CITY, CA
KLAMATH FALLS, OR
LAKEPORT, CA

KGO
KYAK
KIQO
KAHI
KNZR
KHEZ
KAVA
KWNK
KPTL
KPAY
KPNV/
KINS
KIAK
KRWI
KFRE
KAGI
KNCC
KGU
KIRH
KNGT-FM
KRKC
KFLS
KXBX

LAS CRUCES, NM
MARYSVILLE, CA
MEDFORD, OR
MENDOCINO, CA
MERCED, CA
MODESTO, CA
MONTEREY, CA
MT. SHASTA, CA
RED BLUFF, CA
REDDING, CA
RENO, NV
SACRAMENTO, CA
SALT LAKE CITY, UT
SAN BERNARDINO, CA
SHELBY, MT
SONORA, CA
STOCKTON, CA
SUSANVILLE, CA
UKIAH, CA
WILLOWS, CA
WINDOW ROCK, AZ
YOUNGSTOWN, OH
YREKA, CA

KGRT
KMYC
KMFR
KMFB-FM
KYOS
KOOK
KNRY
KWSD
KBLF
KOMS
KROW
KCTC
KSL
KMEN
KSEN
KVML
KJAX
KSUE
KUKY
KIQS
KTNN
WYWR
KSYC

HISTORY



49ers' Team-vs.-Team Results

(National Football League — 1950-Present)

49ers vs. Atlanta Falcons

	W-29	L-18	T-1	(Pts. — S.F. 1,001, Atlanta 747)
1966—49ers 44-7 (A)		49ers 27-0 (SF)		1983—49ers 24-20 (SF)
1967—49ers 38-7 (SF)		1975—Falcons 17-3 (SF)		Falcons 28-24 (A)
49ers 34-28 (A)		Falcons 31-9 (A)		1984—49ers 14-5 (SF)
1968—49ers 28-13 (SF)		1976—49ers 15-0 (SF)		49ers 35-17 (A)
49ers 14-12 (A)		Falcons 21-16 (A)		1985—49ers 35-16 (SF)
1969—Falcons 24-12 (A)		1977—Falcons 7-0 (SF)		49ers 38-17 (A)
Falcons 21-7 (SF)		49ers 10-3 (A)		1986—Tie 10-10 (A)#
1970—Falcons 21-0 (A)		1978—Falcons 20-17 (SF)		49ers 20-0 (SF)
49ers 24-20 (SF)		Falcons 21-10 (A)		1987—49ers 25-17 (A)
1971—Falcons 20-17 (A)		1979—49ers 20-15 (SF)		49ers 35-7 (SF)
49ers 24-3 (SF)		Falcons 31-21 (A)		1988—Falcons 34-17 (SF)
1972—49ers 49-14 (A)		1980—Falcons 20-17 (SF)		49ers 13-3 (A)
49ers 20-0 (SF)		Falcons 35-10 (A)		1989—49ers 45-3 (SF)
1973—49ers 13-9 (A)		1981—Falcons 34-17 (A)		49ers 23-10 (A)
Falcons 17-3 (SF)		49ers 17-14 (SF)		1990—49ers 19-13 (SF)
1974—49ers 16-10 (A)		1982—Falcons 17-7 (SF)		49ers 45-35 (A)

49ers vs. Buffalo Bills

	W-2	L-2	T-0	(Pts. — S.F. 77, Buffalo 65)
1972—Bills 27-20 (B)		1980—Bills 18-13 (SF)		1983—49ers 23-10 (B)
				1989—49ers 21-10 (SF)

49ers vs. Chicago Bears

	W-26	L-25	T-1	(Pts. — S.F. 1,147, Chicago 1,052)
1950—Bears 32-20 (SF)		1959—49ers 20-17 (SF)		1969—49ers 42-21 (SF)
Bears 17-0 (C)		Bears 14-3 (C)		1970—49ers 37-16 (C)
1951—Bears 13-7 (C)		1960—Bears 27-10 (C)		1971—49ers 13-0 (SF)
1952—49ers 40-16 (C)		49ers 25-7 (SF)		1972—49ers 34-21 (C)
Bears 20-17 (SF)		1961—Bears 31-0 (C)		1974—49ers 34-0 (C)
1953—49ers 35-28 (C)		49ers 41-31 (SF)		1975—49ers 31-3 (SF)
49ers 24-14 (SF)		1962—Bears 30-14 (SF)		1976—Bears 19-12 (SF)
1954—49ers 31-24 (C)		49ers 34-27 (C)		1978—Bears 16-13 (SF)
Bears 31-27 (SF)		1963—49ers 20-14 (SF)		1979—Bears 28-27 (SF)
1955—49ers 20-19 (C)		Bears 27-7 (C)		1981—49ers 28-17 (SF)
Bears 34-23 (SF)		1964—49ers 31-21 (SF)		1983—Bears 13-3 (C)
1956—Bears 31-7 (C)		Bears 23-21 (C)		1984—49ers 23-0 (SF)+
Bears 38-21 (SF)		1965—49ers 52-24 (SF)		1985—Bears 26-10 (SF)
1957—49ers 21-17 (C)		Bears 61-20 (C)		1987—49ers 41-0 (SF)
49ers 21-17 (SF)		1966—Tie 30-30 (C)		1988—Bears 10-9 (C)
1958—Bears 28-6 (C)		49ers 41-14 (SF)		49ers 28-3 (C)+
Bears 27-14 (SF)		1967—Bears 28-14 (SF)		1989—49ers 26-0 (SF)
		1968—Bears 27-19 (C)		

49ers vs. Cincinnati Bengals

	W-7	L-1	T-0	(Pts. — S.F. 168, Cincinnati 133)
1974—Bengals 21-3 (SF)		1981—49ers 28-3 (C)		1987—49ers 27-26 (C)
1978—49ers 28-12 (SF)		49ers 26-21 (SB XVI)		1988—49ers 20-16 (SB XXIII)
		1984—49ers 23-17 (SF)		1990—49ers 20-17 (C)#

49ers vs. Cleveland Browns

	W-6	L-8	T-0	(Pts. — Cleveland 296, SF. 266)
1950—Browns 34-14 (C)		1962—Browns 13-10 (SF)		1984—49ers 41-7 (C)
1951—49ers 24-10 (SF)		1968—Browns 33-21 (SF)		1987—49ers 38-24 (SF)
1953—Browns 23-21 (C)		1970—49ers 34-31 (SF)		1990—49ers 20-17 (SF)
1955—Browns 38-3 (SF)		1974—Browns 7-0 (C)		
1959—49ers 21-20 (C)		1978—Browns 24-7 (C)		
		1981—Browns 15-12 (SF)		

#Overtime
+Postseason

49ers vs. Dallas Cowboys	W-10 L-8 T-1	(Pts. — S.F. 485, Dallas 424)
1960—49ers 26-14 (D)	1971—Cowboys 14-3 (D)+	1981—49ers 45-14 (SF)
1963—49ers 31-24 (SF)	1972—49ers 31-10 (D)	1981—49ers 28-27 (SF)+
1965—Cowboys 39-31 (D)	Cowboys 30-28 (SF)+	1983—49ers 42-17 (SF)
1967—49ers 24-16 (SF)	1974—Cowboys 20-14 (D)	1985—49ers 31-16 (SF)
1969—Tie 24-24 (D)	1977—Cowboys 42-35 (SF)	1989—49ers 31-14 (D)
1970—Cowboys 17-10 (SF)+	1979—Cowboys 21-13 (SF)	1990—49ers 24-6 (D)
	1980—Cowboys 59-14 (D)	

49ers vs. Denver Broncos	W-3 L-4 T-0	(Pts. — S.F. 169, Denver 152)
1970—49ers 19-14 (SF)	1979—Broncos 38-28 (SF)	1985—Broncos 17-16 (D)
1973—49ers 36-34 (D)	1982—Broncos 24-21 (D)	1988—Broncos 16-13 (SF)#
		1989—49ers 55-10 (SBXXIV)

49ers vs. Detroit Lions	W-24 L-26 T-1	(Pts. — Detroit 1,155, SF. 1,038)
1950—Lions 24-7 (D)	1958—49ers 24-21 (SF)	1967—Lions 45-3 (SF)
49ers 28-27 (SF)	Lions 35-21 (D)	1968—49ers 14-7 (D)
1951—49ers 20-10 (D)	1959—49ers 34-13 (D)	1969—Lions 26-14 (SF)
49ers 21-17 (SF)	49ers 33-7 (SF)	1970—Lions 28-7 (D)
1952—49ers 17-3 (SF)	1960—49ers 14-10 (D)	1971—49ers 31-27 (SF)
49ers 28-0 (D)	Lions 24-0 (SF)	1973—Lions 30-20 (D)
1953—Lions 24-21 (D)	1961—49ers 49-0 (D)	1974—Lions 17-13 (D)
Lions 14-10 (SF)	Tie 20-20 (SF)	1975—Lions 28-17 (SF)
1954—49ers 37-31 (SF)	1962—Lions 45-24 (D)	1977—49ers 28-7 (SF)
Lions 48-7 (D)	Lions 38-24 (SF)	1978—Lions 33-14 (P)
1955—49ers 27-24 (D)	1963—Lions 26-3 (D)	1980—Lions 17-13 (P)
49ers 38-21 (SF)	Lions 45-7 (SF)	1981—Lions 24-17 (P)
1956—Lions 20-17 (D)	1964—Lions 26-17 (SF)	1983—49ers 24-23 (SF)+
Lions 17-13 (SF)	Lions 24-7 (D)	1984—49ers 30-27 (P)
1957—49ers 35-31 (SF)	1965—49ers 27-21 (D)	1985—Lions 23-21 (P)
Lions 31-10 (D)	49ers 17-14 (SF)	1988—49ers 20-13 (SF)
Lions 31-27 (SF)+	1966—49ers 27-24 (SF)	
	49ers 41-14 (D)	

(P) = Pontiac

49ers vs. Green Bay Packers	W-25 L-21 T-1	(Pts.—S.F. 980, Green Bay 899)
1950—Packers 25-21 (GB)	1959—Packers 21-20 (GB)	1967—Packers 13-0 (GB)
49ers 30-14 (SF)	Packers 36-14 (SF)	1968—49ers 27-20 (SF)
1951—49ers 31-19 (SF)	1960—Packers 41-14 (M)	1969—Packers 14-7 (M)
1952—49ers 24-14 (SF)	Packers 13-0 (SF)	1970—49ers 26-10 (SF)
1953—49ers 37-7 (M)	1961—Packers 30-10 (GB)	1972—Packers 34-24 (M)
49ers 48-14 (SF)	49ers 22-21 (SF)	1973—49ers 20-6 (SF)
1954—49ers 23-17 (M)	1962—Packers 31-13 (M)	1974—49ers 7-6 (SF)
49ers 35-0 (SF)	1962—Packers 31-21 (SF)	1976—49ers 26-14 (GB)
1955—Packers 27-21 (M)	1963—Packers 28-10 (M)	1977—Packers 16-14 (M)
Packers 28-7 (SF)	1963—Packers 21-17 (SF)	1980—Packers 23-16 (M)
1956—49ers 17-16 (GB)	1964—Packers 24-14 (M)	1981—49ers 13-3 (M)
49ers 38-20 (SF)	49ers 24-14 (SF)	1986—49ers 31-17 (M)
1957—49ers 24-14 (M)	1965—Packers 27-10 (GB)	1987—49ers 23-12 (GB)
1957—49ers 27-20 (SF)	Tie 24-24 (SF)	1989—Packers 21-17(SF)
1958—49ers 33-12 (M)	1966—49ers 21-20 (SF)	1990—49ers 24-20 (GB)
49ers 48-21 (SF)	Packers 20-7 (M)	

(M) = Milwaukee
(GB) = Green Bay

49ers vs. Houston Oilers	W-5 L-2 T-0	(Pts. — S.F. 175, Houston 135)
1970—49ers 30-20 (H)	1973—Oilers 20-19 (H)	1984—49ers 34-21 (H)
1975—Oilers 27-13 (SF)	1981—49ers 28-6 (SF)	1987—49ers 27-20 (SF)
		1990—49ers 24-21 (H)

49ers vs. Indianapolis Colts	W-16 L-21 T-0	(Pts. — Indianapolis 874, SF. 728)
1953—49ers 38-21 (B)	1953—Colts 45-14 (B)	1965—Colts 27-24 (B)
49ers 45-14 (SF)	Colts 34-14 (SF)	Colts 34-28 (SF)
1954—Colts 17-13 (B)	1960—49ers 30-22 (B)	1966—Colts 36-14 (B)
49ers 10-7 (SF)	49ers 34-10 (SF)	Colts 30-14 (SF)
1955—Colts 26-14 (B)	1961—Colts 20-17 (B)	1967—Colts 41-7 (B)
49ers 35-24 (SF)	Colts 27-24 (SF)	Colts 26-9 (SF)
1956—49ers 20-17 (B)	1962—49ers 21-13 (B)	1968—Colts 27-10 (B)
49ers 30-17 (SF)	Colts 22-3 (SF)	Colts 42-14 (SF)
1957—Colts 27-21 (B)	1963—Colts 20-14 (SF)	1969—49ers 24-21 (B)
1957—49ers 17-13 (SF)	Colts 20-3 (B)	49ers 20-17 (SF)
1958—Colts 35-27 (B)	1964—Colts 37-7 (B)	1972—49ers 24-21 (SF)
49ers 21-12 (SF)	Colts 14-3 (SF)	1986—49ers 35-14 (SF)
(B) = Baltimore		1989—49ers 30-24 (I)
(I) = Indianapolis		

49ers vs. Kansas City Chiefs	W-3 L-1 T-0	(Pts. — S.F. 94, Kansas City 45)
1971—Chiefs 26-17 (SF)	1982—49ers 26-13 (KC)	1985—49ers 31-3 (SF)
1975—49ers 20-3 (KC)		

49ers vs. Los Angeles Raiders	W-2 L-4 T-0	(Pts. — S.F. 126, Raiders 107)
1970—49ers 38-7 (O)	1979—Raiders 23-10 (O)	1985—49ers 34-10 (LA)
1974—Raiders 35-24 (SF)	1982—Raiders 23-17 (SF)	1988—Raiders 9-3 (SF)
(O) = Oakland		

49ers vs. Los Angeles Rams	W-33 L-48 T-2	(Pts. — Rams 1,907, SF. 1,704)
1950—Rams 35-14 (SF)	Rams 21-17 (SF)	Rams 23-10 (SF)
Rams 28-21 (LA)	1964—Rams 42-14 (LA)	1978—Rams 27-10 (LA)
1951—49ers 44-17 (SF)	49ers 28-7 (SF)	Rams 31-28 (SF)
Rams 23-16 (LA)	1965—49ers 45-21 (LA)	1979—Rams 27-24 (LA)
1952—Rams 35-9 (LA)	49ers 30-27 (SF)	Rams 26-20 (SF)
Rams 34-21 (SF)	1966—Rams 34-3 (LA)	1980—Rams 48-26 (A)
1953—49ers 31-30 (SF)	49ers 21-13 (SF)	Rams 31-17 (SF)
49ers 31-27 (LA)	1967—49ers 27-24 (LA)	1981—49ers 20-17 (SF)
1954—Tie 24-24 (LA)	Rams 17-7 (SF)	49ers 33-31 (A)
Rams 42-34 (SF)	1968—Rams 24-10 (LA)	1982—49ers 30-24 (A)
1955—Rams 23-14 (SF)	Tie 20-20 (SF)	Rams 21-20 (SF)
Rams 27-14 (LA)	1969—Rams 27-21 (SF)	1983—Rams 10-7 (SF)
1956—49ers 33-30 (SF)	Rams 41-30 (LA)	49ers 45-35 (A)
Rams 30-6 (LA)	1970—49ers 20-6 (LA)	1984—49ers 33-0 (A)
1957—49ers 23-20 (SF)	Rams 30-13 (SF)	49ers 19-16 (SF)
Rams 37-24 (LA)	1971—Rams 20-13 (SF)	1985—49ers 28-14 (A)
1958—Rams 33-3 (SF)	Rams 17-6 (LA)	Rams 27-20 (SF)
Rams 56-7 (LA)	1972—Rams 31-7 (LA)	1986—Rams 16-13 (A)
1959—49ers 34-0 (SF)	Rams 26-16 (SF)	49ers 24-14 (SF)
49ers 24-16 (LA)	1973—Rams 40-20 (SF)	1987—49ers 31-10 (A)
1960—49ers 13-9 (SF)	Rams 31-13 (LA)	49ers 48-0 (SF)
49ers 23-7 (LA)	1974—Rams 37-14 (LA)	1988—49ers 24-21 (A)
1961—49ers 35-0 (SF)	Rams 15-13 (SF)	Rams 38-16 (SF)
Rams 17-7 (LA)	1975—Rams 23-14 (SF)	1989—Rams 13-12 (SF)
1962—Rams 28-14 (SF)	49ers 24-23 (LA)	49ers 30-27 (A)
49ers 24-17 (LA)	1976—49ers 16-0 (LA)	49ers 30-3 (SF)+
1963—Rams 28-21 (LA)	Rams 23-3 (SF)	1990—Rams 28-17 (SF)
(A) = Anaheim	1977—Rams 34-14 (LA)	49ers 26-10 (A)

49ers vs. Miami Dolphins **W-2** **L-4** **T-0** **(Pts. — S.F. 127, Miami 109)**

1973—Dolphins 21-13 (M)	1980—Dolphins 17-13 (M)	1984—49ers 38-16 (SB XIX)
1977—Dolphins 19-15 (SF)	1983—Dolphins 20-17 (SF)	1986—49ers 31-16 (M)

49ers vs. Minnesota Vikings **W-16** **L-15** **T-1** **(Pts. — S.F. 794, Minnesota 697)**

1961—49ers 38-24 (M)	Vikings 28-3 (M)	1979—Vikings 28-22 (M)
49ers 38-28 (SF)	1967—49ers 27-21 (M)	1983—49ers 48-17 (M)
1962—49ers 21-7 (SF)	1968—Vikings 30-20 (SF)	1984—49ers 51-7 (SF)
49ers 35-12 (M)	1969—Vikings 10-7 (M)	1985—Vikings 28-21 (M)
1963—Vikings 24-20 (SF)	1970—49ers 17-14 (M)+	1986—Vikings 27-24 (SF)#
Vikings 45-14 (M)	1971—49ers 13-9 (M)	1987—Vikings 36-24 (SF)+
1964—Vikings 27-22 (SF)	1972—49ers 20-17 (SF)	1988—49ers 24-21 (SF)
Vikings 24-7 (M)	1973—Vikings 17-13 (SF)	49ers 34-9 (SF)+
1965—Vikings 42-41 (SF)	1975—Vikings 27-17 (M)	1989—49ers 41-13 (SF)+
49ers 45-24 (M)	1976—49ers 20-16 (SF)	1990—49ers 20-17 (M)
1966—Tie 20-20 (SF)	1977—Vikings 28-27 (M)	

49ers vs. New England Patriots **W-5** **L-1** **T-0** **(Pts. — S.F. 163, New England 106)**

1971—49ers 27-10 (SF)	1980—49ers 21-17 (SF)	1986—49ers 29-24 (F)
1975—Patriots 24-16 (F)	1983—49ers 33-13 (F)	1989—49ers 37-20 (S)

(S)=Stanford

49ers vs. New Orleans Saints **W-29** **L-12** **T-2** **(Pts. — S.F. 1,066, New Orleans 764)**

1967—49ers 27-13 (SF)	1976—49ers 33-3 (SF)	49ers 27-0 (SF)
1969—Saints 43-38 (NO)	49ers 27-7 (NO)	1984—49ers 30-20 (SF)
1970—Tie 20-20 (SF)	1977—49ers 10-7# (NO)	49ers 35-3 (NO)
49ers 38-27 (NO)	49ers 20-17 (SF)	1985—Saints 20-17 (SF)
1971—49ers 38-20 (NO)	1978—Saints 14-7 (SF)	49ers 31-19 (NO)
Saints 26-20 (SF)	Saints 24-13 (NO)	1986—49ers 26-17 (SF)
1972—49ers 37-2 (NO)	1979—Saints 30-21 (SF)	Saints 23-10 (NO)
Tie 20-20 (SF)	Saints 31-20 (NO)	1987—49ers 24-22 (NO)
1973—49ers 40-0 (SF)	1980—49ers 26-23 (NO)	Saints 26-24 (SF)
Saints 16-10 (NO)	49ers 38-35# (SF)	1988—49ers 34-33 (NO)
1974—49ers 17-13 (NO)	1981—49ers 21-14 (SF)	49ers 30-17 (SF)
49ers 35-21 (SF)	49ers 21-17 (NO)	1989—49ers 24-20 (NO)
1975—49ers 35-21 (SF)	1982—Saints 23-20 (SF)	49ers 31-13 (SF)
49ers 16-6 (NO)	1983—49ers 32-13 (NO)	1990—49ers 13-12 (NO)
		Saints 13-10 (SF)

49ers vs. New York Giants **W-11** **L-13** **T-0** **(Pts.— Giants 506, SF. 461)**

1952—Giants 23-14 (NY)	1977—Giants 20-17 (NY)	1985—Giants 17-3 (NY)+
1956—Giants 38-21 (SF)	1978—Giants 27-10 (NY)	1986—Giants 21-17 (SF)
1957—49ers 27-17 (NY)	1979—Giants 32-16 (NY)	Giants 49-3 (NY)+
1960—Giants 21-19 (SF)	1980—49ers 12-0 (SF)	1987—49ers 41-21 (NY)
1963—Giants 48-14 (NY)	1981—49ers 17-10 (SF)	1988—49ers 20-17 (NY)
1968—49ers 26-10 (NY)	49ers 38-24 (SF)+	1989—49ers 34-24 (SF)
1972—Giants 23-17 (SF)	1984—49ers 31-10 (NY)	1990—49ers 7-3 (SF)
1975—Giants 26-23 (SF)	1984—49ers 21-10 (SF)+	Giants 15-13 (SF)+

49ers vs. New York Jets **W-5** **L-1** **T-0** **(Pts — S.F. 138, Jets 101)**

1971—49ers 24-21 (NY)	1980—49ers 32-27 (NY)	1986—49ers 24-10 (SF)
1976—49ers 17-6 (SF)	1983—Jets 27-13 (SF)	1989—49ers 23-10 (NY)

+Postseason

49ers vs. Philadelphia Eagles **W-11 L-4 T-1** **(Pts. — S.F. 399, Philadelphia 319)**

1951—Eagles 21-14 (P)	1964—49ers 28-24 (P)	1973—49ers 38-28 (SF)
1953—49ers 31-21 (SF)	1966—Eagles 35-34 (SF)	1975—Eagles 27-17 (P)
1956—Tie 10-10 (P)	1967—49ers 28-27 (P)	1983—Eagles 22-17 (SF)
1958—49ers 30-24 (P)	1969—49ers 14-13 (SF)	1984—49ers 21-9 (P)
1959—49ers 24-14 (SF)	1971—49ers 31-3 (P)	1985—49ers 24-13 (SF)
		1989—49ers 38-28 (P)

49ers vs. Phoenix Cardinals **W-8 L-8 T-0** **(Pts. — S.F. 375, Phoenix 341)**

1951—Cardinals 27-21 (SF)*	1974—Cardinals 34-9 (SF)	1982—49ers 31-20 (St.L)
1957—Cardinals 20-10 (SF)*	1976—Cardinals 23-20# (St.L)	1983—49ers 42-27 (St.L)
1962—49ers 24-17 (St.L)	1978—Cardinals 16-10 (SF)	1986—49ers 43-17 (SF)
1964—Cardinals 23-13 (SF)	1979—Cardinals 13-10 (St.L)	1987—49ers 34-28 (SF)
1968—49ers 35-17 (SF)	1980—49ers 24-21 (SF)#	1988—Cardinals 24-23 (P)
1971—49ers 26-14 (St.L)		

* Chicago Cards

(St. L) = St. Louis

(P) = Phoenix

49ers vs. Pittsburgh Steelers **W-7 L-7 T-0** **(Pts. — Pittsburgh 295, S.F. 270)**

1951—49ers 28-24 (P)	1965—49ers 27-17 (SF)	1981—49ers 17-14 (P)
1952—Steelers 24-7 (SF)	1968—49ers 45-28 (P)	1984—Steelers 20-17 (SF)
1954—49ers 31-3 (SF)	1973—Steelers 37-14 (SF)	1987—Steelers 30-17 (P)
1958—49ers 23-20 (SF)	1977—Steelers 27-0 (P)	1990—49ers 27-7 (SF)
1961—Steelers 20-10 (P)	1978—Steelers 24-7 (SF)	

49ers vs. San Diego Chargers **W-2 L-3 T-0** **(Pts. — S.F. 135, San Diego 98)**

1972—49ers 34-3 (SF)	1979—Chargers 31-9 (SD)	1982—Chargers 41-37 (SF)
1976—Chargers 13-7 (SD)#		1988—49ers 48-10 (SD)

49ers vs. Seattle Seahawks **W-3 L-1 T-0** **(Pts. — S.F. 118, Seattle 69)**

1976—49ers 37-21 (S)	1979—Seahawks 35-24 (SF)	1985—49ers 19-6 (SF)
		1988—49ers 38-7 (S)

49ers vs. Tampa Bay Buccaneers **W-9 L-1 T-0** **(Pts. — S.F. 237, Tampa Bay 122)**

1977—49ers 20-10 (SF)	1980—Bucs 24-23 (SF)	1986—49ers 31-7 (T)
1978—49ers 6-3 (SF)	1983—49ers 35-21 (SF)	1987—49ers 24-10 (T)
1979—49ers 23-7 (SF)	1984—49ers 24-17 (SF)	1989—49ers 20-16 (T)
		1990—49ers 31-7 (SF)

49ers vs. Washington Redskins **W-10 L-7 T-1** **(Pts. — S.F. 464, Washington 352)**

1952—49ers 23-17 (W)	1971—49ers 24-20 (SF)+	1984—49ers 37-31 (SF)
1954—49ers 41-7 (SF)	1973—Redskins 33-9 (W)	1985—49ers 35-8 (W)
1955—Redskins 7-0 (W)	1976—Redskins 24-21 (SF)	1986—Redskins 14-6 (W)
1961—49ers 35-3 (SF)	1978—Redskins 38-20 (W)	1988—49ers 37-21 (SF)
1967—Redskins 31-28 (W)	1981—49ers 30-17 (W)	1990—49ers 26-13 (SF)
1969—Tie 17-17 (SF)	1983—Redskins 24-21 (W)+	49ers 28-10 (SF)+
1970—49ers 26-17 (SF)		

#Overtime

+Postseason

San Francisco 49ers'

WON-LOST TOTALS BY YEAR

Season (AAFC)	All Games			Home Games			Road Games		
	W	L	T	W	L	T	W	L	T
1946	9	5		5	2		4	3	
1947	8	4	2	4	2	1	4	2	1
1948	12	2		6	1		6	1	
1949	9	3		6	0		3	3	
Total	38	14	2	21	5	1	17	9	1
(NFL)									
1950	3	9		3	3		0	6	
1951	7	4	1	5	1		2	3	1
1952	7	5		3	3		4	2	
1953	9	3		5	1		4	2	
1954	7	4	1	4	2		3	2	1
1955	4	8		2	4		2	4	
1956	5	6	1	3	3		2	3	1
1957	8	4		5	1		3	3	
1958	6	6		4	2		2	4	
1959	7	5		4	2		3	3	
1960	7	5		3	3		4	2	
1961	7	6	1	5	1	1	2	5	
1962	6	8		1	6		5	2	
1963	2	12		2	5		0	7	
1964	4	10		3	4		1	6	
1965	7	6	1	4	2	1	3	4	
1966	6	6	2	4	2	1	2	4	1
1967	7	7		3	4		4	3	
1968	7	6	1	3	3	1	4	3	
1969	4	8	2	3	3	1	1	5	1
1970	10	3	1	5	1	1	5	2	
1971	9	5		4	3		5	2	
1972	8	5	1	4	2	1	4	3	
1973	5	9		3	4		2	5	
1974	6	8		3	4		3	4	
1975	5	9		2	5		3	4	
1976	8	6		4	3		4	3	
1977	5	9		3	4		2	5	
1978	2	14		2	6		0	8	
1979	2	14		2	6		0	8	
1980	6	10		4	4		2	6	
1981	13	3		7	1		6	2	
1982	3	6		0	5		3	1	
1983	10	6		4	4		6	2	
1984	15	1		7	1		8	0	
1985	10	6		5	3		5	3	
1986	10	5	1	6	2		4	3	1
1987	13	2		6	1		7	1	
1988	10	6		4	4		6	2	
1989	14	2		6	2		8	0	
1990	14	2		6	2		8	0	
Total	298	259	13	156	122	7	142	137	6

Final Standings (1946-49)

ALL-AMERICA FOOTBALL CONFERENCE

1946 SEASON

EASTERN DIVISION					Points	
	W	L	T	Pct.	For	Agst.
New York	10	3	1	.769	270	192
Brooklyn	3	10	1	.250	226	339
Buffalo	3	10	1	.250	249	370
Miami	3	11	0	.154	167	378
WESTERN DIVISION					Points	
	W	L	T	Pct.	For	Agst.
Cleveland	12	2	0	.857	423	137
San Francisco	9	5	0	.643	307	189
Los Angeles	7	5	2	.583	305	290
Chicago	5	6	3	.455	263	315

Championship Game

Cleveland 14, New York 9

1947 SEASON

EASTERN DIVISION					Points	
	W	L	T	Pct.	For	Agst.
Buffalo	8	4	2	.667	320	288
New York	11	2	1	.846	378	239
Brooklyn	3	10	1	.231	131	340
Baltimore	2	11	1	.154	137	377
WESTERN DIVISION					Points	
	W	L	T	Pct.	For	Agst.
Cleveland	12	1	1	.923	410	185
San Francisco	8	4	2	.667	327	264
Los Angeles	7	7	0	.500	328	256
Chicago	1	13	0	.071	263	425

Championship Game

Cleveland 14, New York 3

1948 SEASON

EASTERN DIVISION					Points	
	W	L	T	Pct.	For	Agst.
Buffalo	8*	7	0	.533	388	375
Baltimore	7	8*	0	.467	350	355
New York	6	8	0	.429	265	301
Brooklyn	2	12	0	.143	253	387
WESTERN DIVISION					Points	
	W	L	T	Pct.	For	Agst.
Cleveland	14	0	0	1.000	389	190
San Francisco	12	2	0	.857	495	248
Los Angeles	7	7	0	.500	258	305
Chicago	1	13	0	.071	202	439

*Includes divisional playoff game.

Championship Game

Cleveland 49, Buffalo 7

1949 SEASON

					Points	
	W	L	T	Pct.	For	Agst.
Cleveland	9	1	2	.900	339	171
San Francisco	9	3	0	.750	416	227
Brooklyn-NY	8	4	0	.667	196	206
Buffalo	5	5	2	.500	236	256
Chicago	4	8	0	.333	179	261
Los Angeles	4	8	0	.333	253	322
Baltimore	1	11	1	.083	172	341

First Round Playoff Games

Cleveland 31, Buffalo 21

San Francisco 17, Brooklyn-NY 7

Championship Game

Cleveland 21, San Francisco 7

49ers' Year-By-Year Scores

ALL-AMERICA FOOTBALL CONFERENCE

1946 (9-5)

Lawrence T. Shaw, Coach

L 7	New York Yankees/S-8	21
W 21	Miami Seahawks/S-15	14
W 32	Brooklyn Dodgers/S-22	13
L 7	At Chicago Rockets/S-29	21
W 34	At Miami Seahawks/O-7	7
W 23	At Los Angeles Dons/O-12	14
L 14	At Buffalo Bisons/O-18	17
W 34	At Cleveland Browns/O-27	20
W 27	Buffalo Bisons/N-2	14
L 7	Cleveland Browns/N-10	14
L 9	At New York Yankees/N-17	10
W 30	At Brooklyn Dodgers/N-24	14
W 14	Chicago Rockets/N-30	0
W 48	Los Angeles Dons/O-8	7
307		189

1947 (8-4-2)

Lawrence T. Shaw, Coach

W 23	Brooklyn Dodgers/A-31	7
W 17	Los Angeles Dons/S-7	14
W 14	Baltimore Colts/S-14	7
L 16	New York Yankees/S-21	21
W 41	At Buffalo Bills/S-28	24
T 28	At Baltimore Colts/O-5	28
W 42	Chicago Rockets/O-12	28
L 7	Cleveland Browns/O-26	14
W 26	At Los Angeles Dons/N-2	16
L 16	At New York Yankees/N-9	24
L 14	At Cleveland Browns/N-16	37
W 41	At Chicago Rockets/N-21	16
W 21	At Brooklyn Dodgers/N-27	7
T 21	Buffalo Bills/D-7	21
327		264

1948 (12-2)

Lawrence T. Shaw, Coach

W 35	Buffalo Bills/A-29	14
W 36	Brooklyn Dodgers/S-5	20
W 41	New York Yankees/S-12	0
W 36	Los Angeles Dons/S-19	14
W 38	At Buffalo Bills/S-26	28
W 31	At Chicago Rockets/O-1	14
W 56	At Baltimore Colts/O-10	14
W 21	At New York Yankees/O-17	7
W 21	Baltimore Colts/O-24	10
W 44	Chicago Rockets/N-7	21
L 7	At Cleveland Browns/N-14	14
W 63	At Brooklyn Dodgers/N-21	40
L 28	Cleveland Browns/N-28	31
W 38	At Los Angeles Dons/D-5	21
495		248

1949 (9-3/10-4)

Lawrence T. Shaw, Coach

W 31	Baltimore Colts/A-28	17
------	----------------------	----

W 42	Chicago Hornets/S-4	7
W 42	Los Angeles Dons/S-18	14
L 17	At Buffalo Bills/S-25	28
W 42	At Chicago Hornets/S-30	24
W 56	Cleveland Browns/O-9	28
W 51	Buffalo Bills/O-16	7
L 3	At New York Yankees/O-23	24
L 28	At Cleveland Browns/O-30	30
W 28	At Baltimore Colts/N-6	10
W 41	At Los Angeles Dons/11-13	24
W 35	New York Yankees/N-27	14
416		227

Playoff Game - Dec. 4

(At San Francisco - Kezar)

W 17	New York Yankees	7
------	------------------	---

Championship Game - Dec. 11

(At San Francisco - Kezar)

L 7	Cleveland Browns	21
-----	------------------	----

49ers' Year-By-Year Scores, Dates, Attendance

NATIONAL FOOTBALL LEAGUE

*Attendance from 1972 on is actual, does not include "no-shows".

1950 (3-9)

Lawrence T. Shaw, Coach

L 17	New York Yankees (29,600)/S-17	21
L 20	Chicago Bears (35,558)/S-24	32
L 14	Los Angeles Rams (27,262)/O-1	35
L 7	At Detroit (17,337)/O-8	24
L 24	At New York Yankees (5,740)/O-12	29
W 28	Detroit (27,350)/O-22	27
W 17	Baltimore (14,800)/O-29	14
L 21	At Los Angeles Rams (15,952)/N-5	28
L 14	At Cleveland (28,786)/N-12	34
L 0	At Chicago Bears (35,105)/N-19	17
L 21	At Green Bay (13,186)/N-26	25
W 30	Green Bay (19,204)/D-10	14
213		300

1951 (7-4-1)

Lawrence T. Shaw, Coach

W 24	Cleveland (48,263)/S-30	10
L 14	At Philadelphia (23,827)/O-6	21
W 28	At Pittsburgh (27,124)/O-14	24
L 7	At Chicago Bears (42,296)/O-21	13
W 44	Los Angeles Rams (49,538)/O-28	17
L 16	At Los Angeles Rams (54,346)/N-4	23
W 19	New York Yankees (25,538)/N-11	14
L 21	Chicago Cards (19,658)/N-18	27
T 10	At New York Yankees (10,184)/N-25	10
W 20	At Detroit (46,467)/D-2	10
W 31	Green Bay (15,121)/D-9	19
W 21	Detroit (27,276)/D-16	17
255		205

1952 (7-5)

Lawrence T. Shaw, Coach

W 17	Detroit (52,750)/S-28	3
W 37	At Dallas Texans (12,566)/O-5	14
W 28	At Detroit (42,842)/O-12	0
W 40	At Chicago Bears (46,338)/O-19	16
W 48	Dallas Texans (26,887)/O-26	21
L 17	Chicago Bears (58,255)/N-2	20
L 14	At New York Giants (54,230)/N-9	23
W 23	At Washington (30,863)/N-16	17
L 9	At Los Angeles Rams (64,450)/N-23	35
L 21	Los Angeles Rams (49,420)/N-30	34
L 7	Pittsburgh (13,886)/D-7	24
W 24	Green Bay (17,579)/D-14	14
285		221

1953 (9-3)

Lawrence T. Shaw, Coach

W 31	Philadelphia (25,000)/S-27	21
W 31	Los Angeles Rams (41,446)/O-4	30
L 21	At Detroit (56,080)/O-11	24
W 35	At Chicago Bears (36,909)/O-18	28
L 10	Detroit (52,300)/O-25	14
W 24	Chicago Bears (26,308)/N-1	14
W 31	At Los Angeles Rams (85,856)/N-8	27
L 21	At Cleveland (80,698)/N-15	23
W 37	At G. B. in Milwaukee (16,378)/N-22	7
W 38	At Baltimore (26,005)/N-29	21
W 48	Green Bay (31,337)/D-6	14
W 45	Baltimore (23,932)/D-13	14
372		237

1954 (7-4-1)

Lawrence T. Shaw, Coach

W	41	Washington (32,085)/S-26	7
T	24	At Los Angeles Rams (79,208)/O-3	24
W	23	At G.B. in Milwaukee (15,571)/O-10	17
W	27	At Chicago Bears (42,935)/O-17	24
W	37	Detroit (58,891)/O-24	31
L	27	Chicago Bears (49,833)/O-31	31
L	34	Los Angeles Rams (58,758)/N-7	42
L	7	At Detroit (58,431)/N-14	48
W	31	At Pittsburgh (37,001)/N-20	3
L	13	At Baltimore (23,875)/N-28	17
W	35	Green Bay (32,012)/D-5	0
W	10	Baltimore (25,456)/D-11	7
313			251

1955 (8-4-8)

Norman P. Strader, Coach

L	14	Los Angeles Rams (58,772)/S-25	23
L	3	Cleveland (43,595)/O-2	38
W	20	At Chicago Bears (41,651)/O-9	19
W	27	At Detroit (50,179)/O-16	24
L	23	Chicago Bears (56,350)/O-23	34
W	38	Detroit (44,831)/O-30	21
L	14	At Los Angeles Rams (71,832)/N-6	27
L	0	At Washington (25,112)/N-13	7
L	21	At G.B. in Milwaukee (19,099)/N-20	27
L	14	At Baltimore (33,485)/N-27	26
L	7	Green Bay (32,897)/D-4	28
W	35	Baltimore (33,471)/D-11	24
216			308

1956 (5-6-1)

Frank C. Albert, Coach

L	21	New York Giants (41,751)/S-30	38
W	33	Los Angeles Rams (56,489)/O-7	30
L	7	At Chicago Bears (47,526)/O-14	31
L	17	At Detroit (55,862)/O-21	20
L	21	Chicago Bears (52,612)/O-28	38
L	13	Detroit (46,708)/N-4	17
L	6	At Los Angeles Rams (89,828)/N-11	30
W	17	At Green Bay (17,986)/N-18	16
T	10	At Philadelphia (19,326)/N-25	10
W	20	At Baltimore (37,227)/D-2	17
W	38	Green Bay (32,433)/D-8	20
W	30	Baltimore (43,791)/D-16	17
233			284

1957 (8-4/8-5)

Frank C. Albert, Coach

L	10	Chicago Cards (35,743)/S-29	20
W	23	Los Angeles Rams (59,637)/O-6	20
W	21	At Chicago Bears (45,310)/O-13	17
W	24	At G.B. in Milwaukee (18,919)/O-20	14
W	21	Chicago Bears (56,693)/O-27	17
W	35	Detroit (59,702)/N-3	31
L	24	At Los Angeles Rams (102,368)/N-10	37
L	10	At Detroit (56,915)/N-17	31
L	21	At Baltimore (50,073)/N-24	27
W	27	At New York Giants (54,121)/D-1	17
W	17	Baltimore (59,950)/D-8	13
W	27	Green Bay (59,100)/D-15	20
287			295

Playoff Game — Dec. 22

(At San Francisco — Kassar)

L	27	Detroit (60,118)	31
---	----	------------------	----

1958 (6-6)

Frank C. Albert, Coach

W	23	Pittsburgh (51,856)/S-28	20
L	3	Los Angeles Rams (59,826)/O-5	33
L	6	At Chicago Bears (45,310)/O-12	28
W	30	At Philadelphia (33,110)/O-19	24
L	14	Chicago Bears (59,441)/O-26	27
W	24	Detroit (59,350)/N-2	21
L	7	At Los Angeles Rams (95,082)/N-9	56
L	21	At Detroit (54,523)/N-16	35
W	33	At G.B. in Milwaukee (43,819)/N-23	12
L	27	At Baltimore (57,557)/N-30	35
W	48	Green Bay (50,793)/D-7	21
W	21	Baltimore (58,334)/D-14	12
257			324

1959 (7-5)

Howard W. Hickey, Coach

W	24	Philadelphia (41,697)/S-27	14
W	34	Los Angeles Rams (56,025)/O-4	0
L	20	At Green Bay (32,150)/O-11	21
W	34	At Detroit (52,585)/O-18	13
W	20	Chicago Bears (59,045)/O-25	17
W	33	Detroit (59,064)/N-1	7
W	24	At Los Angeles Rams (94,276)/N-8	16
L	3	At Chicago Bears (42,157)/N-15	14
L	14	At Baltimore (56,007)/N-22	45
W	21	At Cleveland (53,763)/N-29	20
L	14	Baltimore (59,075)/O-5	34
L	14	Green Bay (55,997)/D-13	36
255			237

1960 (7-5)

Howard W. Hickey, Coach

L	19	New York Giants (44,598)/S-25	21
W	13	Los Angeles Rams (53,633)/O-2	9
W	14	At Detroit (49,825)/O-9	10
L	10	At Chicago Bears (48,226)/O-16	27
L	14	At G.B. in Milwaukee (39,914)/O-23	41
W	25	Chicago Bears (55,071)/O-30	7
L	0	Detroit (48,447)/N-6	24
W	26	At Dallas (10,000)/N-20	14
W	30	At Baltimore (57,808)/N-27	22
W	23	At Los Angeles Rams (77,254)/D-4	7
L	0	Green Bay (53,612)/D-10	13
W	34	Baltimore (57,269)/D-18	10
208			205

1961 (7-6-1)

Howard W. Hickey

W	35	Washington (43,412)/S-17	3
L	10	At Green Bay (38,624)/S-24	30
W	49	At Detroit (53,155)/O-1	0
W	35	Los Angeles Rams (59,004)/O-8	0
W	38	At Minnesota (34,415)/O-15	24
L	0	At Chicago Bears (49,070)/O-22	31
L	10	At Pittsburgh (19,686)/O-29	20
T	20	Detroit (56,878)/N-5	20
L	7	At Los Angeles Rams (63,766)/N-12	17
W	41	Chicago Bears (52,972)/N-19	31
W	38	Minnesota (48,905)/N-26	28
L	17	At Baltimore (57,641)/D-3	20
W	22	Green Bay (55,722)/D-10	21
L	24	Baltimore (45,517)/D-16	27
346			272

1962 (6-8)

Howard W. Hickey, Coach

L 14	Chicago (46,052)/S-16	30
L 24	At Detroit (51,032)/S-23	45
W 21	Minnesota (38,407)/S-30	7
W 21	At Baltimore (54,148)/O-7	13
W 34	At Chicago (48,902)/O-14	27
L 13	At G. B. In Milwaukee (46,012)/O-21	31
L 14	Los Angeles Rams (51,033)/O-28	28
L 3	Baltimore (44,875)/N-4	22
L 24	Detroit (43,449)/N-11	38
W 24	At Los Angeles Rams (42,554)/N-18	17
W 24	At St. Louis (17,532)/N-25	17
W 35	At Minnesota (33,076)/D-2	12
L 21	Green Bay (53,769)/D-9	31
L 10	Cleveland (35,274)/D-15	13
282		331

1963 (2-12)

Coach*

L 20	Minnesota (30,781)/S-15	24
L 14	Baltimore (31,006)/S-22	20
L 14	At Minnesota (28,567)/S-29	45
L 3	At Detroit (44,088)/O-6	26
L 3	At Baltimore (56,962)/O-13	20
W 20	Chicago (35,837)/O-20	14
L 21	At Los Angeles Rams (45,532)/O-27	28
L 7	Detroit (33,511)/N-3	45
W 31	Dallas (29,563)/N-10	24
L 14	At New York Giants (62,982)/N-17	48
L 10	At G. B. In Milwaukee (45,905)/N-24	28
L 17	Los Angeles Rams (33,321)/D-1	21
L 7	At Chicago (46,994)/D-8	27
L 17	Green Bay (31,031)/D-14	21
198		391

* Coach Red Hickey resigned after third league game and Jack Christiansen was appointed his successor.

1964 (4-10)

Jack Christiansen, Coach

L 17	Detroit (33,204)/S-13	26
W 28	At Philadelphia (57,352)/S-20	24
L 13	St. Louis (30,969)/S-27	23
W 31	Chicago (33,132)/O-4	21
L 14	At G. B. In Milwaukee (47,380)/O-11	24
L 14	At Los Angeles Rams (54,355)/O-18	42
L 22	Minnesota (31,845)/O-25	27
L 7	At Baltimore (60,213)/N-1	37
L 7	At Minnesota (40,408)/N-8	24
W 24	Green Bay (38,483)/N-15	14
L 21	At Chicago (46,772)/N-22	23
L 3	Baltimore (33,642)/N-29	14
W 28	Los Angeles Rams (31,791)/D-6	7
L 7	At Detroit (41,854)/D-13	24
236		330

1965 (7-6-1)

Jack Christiansen, Coach

W 52	Chicago (31,211)/S-19	24
W 27	Pittsburgh (28,161)/S-26	17
L 24	At Baltimore (57,342)/O-3	27
L 10	At Green Bay (50,858)/O-10	27
W 45	At Los Angeles Rams (34,703)/O-17	21

L 41	Minnesota (40,673)/O-24	42
L 28	Baltimore (43,575)/O-31	34
L 31	At Dallas (30,531)/N-7	39
W 27	At Detroit (52,570)/N-14	21
W 30	Los Angeles Rams (39,253)/N-21	27
W 45	At Minnesota (36,748)/N-28	24
W 17	Detroit (38,483)/D-5	14
L 20	At Chicago (43,400)/D-12	61
T 24	Green Bay (45,710)/D-19	24
421		402

1966 (6-6-2)

Jack Christiansen, Coach

T 20	Minnesota (29,312)/S-11	20
L 14	At Baltimore (56,715)/S-25	36
L 3	At Los Angeles Rams (45,642)/S-30	34
W 21	Green Bay (39,290)/O-9	20
W 44	At Atlanta (54,788)/O-16	7
W 27	Detroit (36,745)/O-23	24
L 3	At Minnesota (45,007)/O-30	28
W 21	Los Angeles Rams (35,372)/N-6	13
T 30	At Chicago (47,079)/N-13	30
L 34	Philadelphia (31,993)/N-20	35
W 41	At Detroit (53,189)/N-24	14
L 7	At G. B. In Milwaukee (48,725)/D-4	20
W 41	Chicago (37,170)/D-11	14
L 14	Baltimore (40,005)/D-18	30
320		325

1967 (7-7)

Jack Christiansen, Coach

W 27	At Minnesota (39,638)/S-17	21
W 38	Atlanta (30,207)/S-24	7
L 7	At Baltimore (60,238)/O-1	41
W 27	At Los Angeles Rams (60,424)/D-8	24
W 28	At Philadelphia (60,825)/O-15	27
W 27	New Orleans (34,285)/O-22	13
L 3	Detroit (37,990)/O-29	45
L 7	Los Angeles Rams (53,194)/N-5	17
L 28	At Washington (50,326)/N-12	31
L 0	At Green Bay (50,861)/N-19	13
L 9	Baltimore (44,815)/N-26	26
L 14	Chicago (25,613)/D-3	28
W 34	At Atlanta (51,798)/D-10	28
W 24	Dallas (27,182)/D-16	16
273		337

1968 (7-6-1)

Dick Nolan, Coach

L 10	At Baltimore (56,864)/S-15	27
W 35	St. Louis (27,557)/S-22	17
W 28	Atlanta (27,477)/S-29	13
L 10	At Los Angeles Rams (69,520)/O-6	24
L 14	Baltimore (32,822)/O-13	42
W 26	At New York Giants (62,958)/O-20	10
W 14	At Detroit (53,555)/O-27	7
L 21	Cleveland (31,359)/N-3	33
L 19	At Chicago (46,978)/N-10	27
T 20	Los Angeles Rams (41,815)/N-17	20
W 45	At Pittsburgh (21,408)/N-24	28
W 27	Green Bay (47,218)/D-1	20
L 20	Minnesota (29,049)/D-8	30
W 14	At Atlanta (44,977)/D-15	12
303		310

1969 (4-8-2)

Dick Nolan, Coach

L 12	At Atlanta (45,940)/S-21	24
L 7	At G.B. in Milwaukee (48,184)/S-28	14
T 17	Washington (35,184)/O-5	17
L 21	Los Angeles Rams (45,995)/O-12	27
L 7	Atlanta (28,684)/O-19	21
W 24	At Baltimore (60,238)/O-26	21
L 14	Detroit (35,100)/N-2	26
L 30	At Los Angeles Rams (73,975)/N-3	41
W 20	Baltimore (38,472)/N-16	17
L 38	At New Orleans (71,448)/N-23	43
T 24	At Dallas (62,348)/N-27	24
W 42	Chicago (32,826)/D-6	21
L 7	At Minnesota (43,028)/D-14	10
W 14	Philadelphia (25,391)/D-21	13
277		319

1970 (10-3-1/11-4-1)

Dick Nolan, Coach

W 26	Washington (34,984)/S-20	17
W 34	Cleveland (37,502)/S-27	31
L 20	At Atlanta (58,850)/O-4	21
W 20	At Los Angeles Rams (77,272)/O-11	6
T 20	New Orleans (39,446)/O-18	20
W 19	Denver (39,515)/O-25	14
W 26	Green Bay (59,335)/N-1	10
W 37	At Chicago (45,607)/N-8	16
W 30	At Houston (43,040)/N-15	20
L 7	At Detroit (56,232)/N-22	28
L 13	Los Angeles Rams (59,602)/N-29	30
W 24	Atlanta (41,387)/D-6	20
W 38	At New Orleans (61,940)/D-13	27
W 38	At Oakland Raiders (54,535)/D-20	7
352		267

NFC PLAYOFF — DEC. 27

(At Bloomington — Metropolitan)

W 17	Minnesota (45,103)	14
------	--------------------	----

NFC CHAMPIONSHIP — JAN. 3

(At San Francisco — Kezar)

L 10	Dallas (59,364)	17
------	-----------------	----

1971 (9-5/10-6)

Dick Nolan, Coach

L 17	At Atlanta (56,990)/S-19	20
W 38	At New Orleans (81,595)/S-26	20
W 31	At Philadelphia (65,358)/O-3	3
L 13	Los Angeles Rams (44,000)/O-10	20
W 13	Chicago (44,133)/O-17	0
W 26	At St. Louis (50,419)/O-24	14
W 27	New England (45,092)/O-31	10
W 13	At Minnesota (49,784)/N-7	9
L 20	New Orleans (45,138)/N-14	26
L 6	At Los Angeles Rams (80,050)/N-21	17
W 24	At New York Jets (62,936)/N-28	21
L 17	Kansas City (45,306)-MN/D-6	26
W 24	Atlanta (44,584)/D-12	3
W 31	Detroit (45,580)/D-19	27
300		216

NFC PLAYOFF — DEC. 26

(At San Francisco — Candlestick)

W 24	Washington (45,327)	20
------	---------------------	----

NFC CHAMPIONSHIP — JAN. 2

(At Irving — Texas)

L 3	Dallas (63,409)	14
-----	-----------------	----

+ First regular season 49ers' NFL game ever played at Candlestick Park — October 10, 1971.

1972 (8-5-1/8-6-1)

Dick Nolan, Coach

W 34	San Diego (56,906)/S-17	3
L 20	At Buffalo (45,825)/S-24	27
W 37	At New Orleans (69,840)/O-1	2
L 7	At Los Angeles Rams (77,382)/O-8	31
L 17	New York Giants (53,284)/O-15	23
T 20	New Orleans (53,571)/O-22	20
W 49	At Atlanta (58,850)/O-29	14
L 24	At G.B. in Milwaukee (47,897)/N-5	34
W 24	Baltimore (57,225)/N-12	21
W 34	At Chicago (65,201)/N-19	21
W 31	At Dallas (65,214)/N-23	10
L 16	Los Angeles Rams (60,175)-MN/D-4	26
W 20	Atlanta (57,523)/D-10	0
W 20	Minnesota (58,502)/D-16	17
353		249

NFC PLAYOFF — DEC. 23

(At San Francisco — Candlestick)

L 28	Dallas (59,746)	30
------	-----------------	----

1973 (5-9)

Dick Nolan, Coach

L 13	At Miami (68,275)/S-16	21
W 36	At Denver (50,966)/S-23	34
L 20	Los Angeles Rams (57,487)/S-30	40
W 13	At Atlanta (58,850)/O-7	9
L 13	Minnesota (56,438)/O-14	17
W 40	New Orleans (52,881)/O-21	0
L 3	Atlanta (56,825)/O-28	17
L 20	At Detroit (49,531)/N-4	30
L 9	At Washington (54,381)/N-11	33
L 13	At Los Angeles Rams (78,358)/N-18	31
W 20	Green Bay (49,244)-MN/N-26	6
W 38	Philadelphia (51,155)/D-2	28
L 10	At New Orleans (62,490)/D-9	16
L 14	Pittsburgh (52,752)/D-15	37
262		319

1974 (6-8)

Dick Nolan, Coach

W 17	At New Orleans (65,071)/S-15	13
W 17	At Atlanta (47,686)/S-22	10
L 3	Cincinnati (49,895)/S-29	21
L 9	St. Louis (47,675)/O-6	34
L 13	At Detroit (45,199)-MN/O-14	17
L 14	At Los Angeles Rams (74,070)/O-20	37

L	24	Oakland Raiders (58,524)/O-27	35
L	13	Los Angeles Rams (57,526)-MN/N-4	15
L	14	At Dallas (50,018)/N-10	0
W	34	At Chicago (42,731)/N-17	20
W	27	Atlanta (45,435)/N-24	0
L	0	At Cleveland (24,559)/D-1	7
W	7	Green Bay (45,475)/D-8	6
W	35	New Orleans (40,418)/D-15	21
	226		236

MN-Monday Night

1975 (5-9)

Dick Nolan, Coach

L	17	At Minnesota (48,418)/S-21	27
L	14	Los Angeles Rams (55,072)/S-28	23
W	20	At Kansas City (54,490)/O-5	3
L	3	Atlanta (43,719)/O-12	17
W	35	New Orleans (39,654)/O-19	21
L	16	At New England (60,358)/O-26	24
L	17	Detroit (42,683)/N-2	28
W	24	At Los Angeles Rams (78,995)/N-9	23
W	31	Chicago (41,319)/N-16	3
W	16	At New Orleans (40,328)/N-23	6
L	17	At Philadelphia (56,694)/N-30	27
L	13	Houston (43,767)/D-7	27
L	9	At Atlanta (38,501)/D-14	31
L	23	New York Giants (33,939)/D-21	26
	255		286

1976 (8-6)

Monte Clark, Coach

W	26	At Green Bay (54,628)-MN/S-12	14
L	12	Chicago (44,158)/S-19	19
W	37	At Seattle (59,108)/S-26	21
W	17	New York Jets (42,961)/O-3	6
W	16	At Los Angeles Rams (84,483)-MN/O-11	0
W	33	New Orleans (43,160)/O-17	3
W	15	Atlanta (50,240)-SN/O-23	0
L	20	At St. Louis (50,365)/O-31	(OT)-23
L	21	Washington (56,134)/N-7	24
L	16	At Atlanta (20,058)/N-14	21
L	3	Los Angeles Rams (57,909)/N-21	23
W	20	Minnesota (56,775)-MN/N-29	16
L	7	At San Diego (33,539)/D-5	(OT)-13
W	27	At New Orleans (42,536)/D-12	7
	270		190

1977 (5-9)

Ken Meyer, Coach

L	0	At Pittsburgh (48,046)-MN/S-19	27
L	15	Miami (40,503)/S-25	19
L	14	At Los Angeles Rams (55,466)/O-2	34
L	0	Atlanta (38,009)/O-9	7
L	17	At New York Giants (70,366)/O-16	20
W	28	Detroit (39,392)/O-23	7
W	20	Tampa Bay (34,750)/O-30	10
W	10	At Atlanta (46,577)/N-6	3
W	10	At New Orleans (41,564)/N-13	(OT)-7
L	10	Los Angeles Rams (56,779)/N-20	23
W	20	New Orleans (33,702)/N-27	17
L	27	At Minnesota (40,745)/D-4	28
L	35	Dallas (55,848)-MN/D-12	42
L	14	At G.B. In Milwaukee (44,902)/D-18	16
	220		260

1978 (2-14)

Coach*

L	7	At Cleveland (68,973)/S-3	24
L	14	Chicago (49,502)/S-10	16
L	19	At Houston (46,161)/S-17	20
L	10	At New York Giants (71,536)/S-24	27
W	28	Cincinnati (41,107)/O-1	12
L	10	At Los Angeles Rams (59,337)/O-8	27
L	7	New Orleans (37,671)/O-15	14
L	17	Atlanta (34,133)/O-22	20
L	20	At Washington (53,706)/O-29	38
L	10	At Atlanta (55,468)/N-5	21
L	10	St. Louis (33,155)/N-12	16
L	28	Los Angeles Rams (45,022)/N-19	31
L	7	Pittsburgh (51,657)-MN/N-27	24
L	13	At New Orleans (50,068)/D-3	24
W	6	Tampa Bay (30,931)/D-10	3
L	14	At Detroit (56,674)/D-17	33
	219		350

* Pete McCulley was fired after 9 games and Fred O'Connor was appointed his successor.

1979 (2-14)

Bill Walsh, Coach

L	22	At Minnesota (46,539)/S-2	28
L	13	Dallas (56,728)/S-9	21
L	24	At Los Angeles Rams (44,303)/S-16	27
L	21	New Orleans (39,727)/S-23	30
L	9	At San Diego (50,893)/S-30	31
L	24	Seattle (44,592)/O-7	35
L	16	At New York Giants (70,352)/O-14	32
W	20	Atlanta (33,952)/O-21	15
L	27	Chicago (42,773)/O-28	28
L	10	At Oakland Raiders (52,764)/N-4	23
L	20	At New Orleans (65,551)/N-11	31
L	28	Denver (42,910)/N-18	38
L	20	Los Angeles Rams (49,282)/N-25	26
L	10	At St. Louis (41,593)/D-2	13
W	23	Tampa Bay (44,506)/D-9	7
L	21	At Atlanta (37,211)/D-16	31
	308		416

1980 (6-10)

Bill Walsh, Coach

W	26	At New Orleans (58,621)/S-7	23
W	24	St. Louis (49,999)/S-14	(OT)-21
W	37	At New York Jets (50,608)/S-21	27
L	17	Atlanta (56,518)/S-28	20
L	26	At Los Angeles Rams (62,188)/O-5	48
L	14	At Dallas (63,399)/O-12	59
L	17	Los Angeles Rams (55,360)/O-19	31
L	23	Tampa Bay (51,925)/O-26	24
L	13	At Detroit (78,845)/N-2	17
L	16	At G.B. In Milwaukee (54,475)/N-9	23
L	13	At Miami (45,135)/N-16	17
W	12	New York Giants (38,574)/N-23	0
W	21	New England (45,254)/N-30	17
W	38	New Orleans (37,949)/D-7	(OT)-35
L	10	At Atlanta (55,767)/D-14	35
L	13	Buffalo (37,476)/D-21	18
	320		415

1981 (13-3/16-3)

Bill Walsh, Coach

L 17	At Detroit (62,123)/S-6	24
W 28	Chicago (49,520)/S-13	17
L 17	At Atlanta (56,653)/S-20	34
W 21	New Orleans (44,433)/S-27	14
W 30	At Washington (51,843)/O-4	17
W 45	Dallas (57,574)/O-11	14
W 13	At G.B. in Milwaukee (50,171)/O-18	3
W 20	Los Angeles Rams (59,190)/O-25	17
W 17	At Pittsburgh (52,878)/N-1	14
W 17	Atlanta (59,127)/N-8	14
L 12	Cleveland (52,445)/N-15	15
W 33	At Los Angeles Rams (63,456)/N-22	31
W 17	New York Giants (57,186)/N-29	10
W 21	At Cincinnati (56,796)/D-6	3
W 28	Houston (55,707)/D-13	6
W 21	At New Orleans (43,639)/D-20	17
357		250

NFC PLAYOFF — JAN. 3

(At San Francisco - Candlestick)

W 38	New York Giants (58,360)	24
------	--------------------------	----

NFC CHAMPIONSHIP — JAN. 10

(At San Francisco - Candlestick)

W 28	Dallas (60,525)	27
------	-----------------	----

SUPER BOWL XVI — JAN. 24

(At Pontiac, Michigan - Silverdome)

W 26	Cincinnati (81,270)	21
------	---------------------	----

1982 (3-6)

Bill Walsh, Coach

L 17	Los Angeles Raiders (59,748)/S-12	23
L 21	At Denver (73,899)/S-19	24
W 31	At St. Louis (38,064)/N-21	20
L 20	New Orleans (51,611)/N-28	23
W 30	At Los Angeles Rams (58,574)/THN/D-2	24
L 37	San Diego (51,988)/SA/D-11	41
L 7	Atlanta (53,234)/SUN/D-19	17
W 26	At Kansas City (24,319)/D-26	13
L 20	Los Angeles Rams (54,256)/J-2	21
209		206

1983 (10-6/11-7)

Bill Walsh, Coach

L 17	Philadelphia (55,775)/SA/S-3	22
W 48	At Minnesota (58,167)/THN/S-8	17
W 42	At St. Louis (38,130)/S-18	27
W 24	Atlanta (57,814)/S-25	20
W 33	At New England (54,293)/O-2	13
L 7	Los Angeles Rams (59,119)/O-9	10
W 32	At New Orleans (68,134)/O-16	13
W 45	At Los Angeles Rams (66,070)/O-23	35
L 13	New York Jets (54,796)/O-30	27
L 17	Miami (57,832)/N-6	20
W 27	New Orleans (40,022)/N-13	0
L 24	At Atlanta (32,782)/N-20	28
L 3	At Chicago (40,483)/N-27	13
W 35	Tampa Bay (49,773)/D-4	21
W 23	At Buffalo (38,039)/D-11	10
W 42	Dallas (59,957)/MN/D-19	17
432		293

NFC PLAYOFF — DEC. 31

(At San Francisco - Candlestick)

W 24	Detroit (58,386)/SA	23
------	---------------------	----

NFC CHAMPIONSHIP — JAN. 8

(At Washington, DC - RFK Stadium)

L 21	Washington (55,363)	24
------	---------------------	----

1984 (15-1/18-1)

Bill Walsh, Coach

W 30	At Detroit (56,782)/S-2	27
W 37	Washington (59,707)/MN/S-10	31
W 30	New Orleans (57,611)/S-16	20
W 21	At Philadelphia (62,771)/S-23	9
W 14	Atlanta (57,990)/S-30	5
W 31	At New York Giants (76,112)/MN/O-8	10
L 17	Pittsburgh (59,110)/O-14	20
W 34	At Houston (39,900)/O-21	21
W 33	At Los Angeles Rams (65,481)/O-28	0
W 23	Cincinnati (58,234)/N-4	17
W 41	At Cleveland (60,092)/N-11	7
W 24	Tampa Bay (57,704)/N-18	17
W 35	New Orleans (65,177)/N-25	3
W 35	At Atlanta (29,644)/D-2	17
W 51	Minnesota (56,670)/SA/D-8	7
W 19	Los Angeles Rams (59,743)/FN/D-14	16
475		227

NFC PLAYOFF — DEC. 29

(At San Francisco - Candlestick)

W 21	New York Giants (60,303)/SA	10
------	-----------------------------	----

NFC CHAMPIONSHIP — JAN. 6

(At San Francisco - Candlestick)

W 23	Chicago (61,040)	0
------	------------------	---

SUPER BOWL XIX — JAN. 20

(At Palo Alto, California - Stanford Stadium)

W 38	Miami (84,059)	16
------	----------------	----

1985 (10-6/10-7)

Bill Walsh, Coach

L 21	At Minnesota (57,375)/S-8	28
W 35	Atlanta (58,923)/S-15	16
W 34	At Los Angeles Raiders (87,006)/S-22	10
L 17	New Orleans (56,053)/S-29	20
W 38	At Atlanta (44,740)/O-6	17
L 10	Chicago (60,523)/O-13	26
L 21	At Detroit (67,715)/O-20	23
W 28	At Los Angeles Rams (65,939)/O-27	14
W 24	Philadelphia (58,383)/N-3	13
L 16	At Denver (73,173)/MN/N-11	17
W 31	Kansas City (56,447)/N-17	3
W 19	Seattle (57,482)/MN/N-25	6
W 35	At Washington (51,321)/D-1	8
L 20	Los Angeles Rams (60,581)/MN/D-9	27
W 31	At New Orleans (46,065)/D-15	19
W 31	Dallas (60,114)/D-22	16
411		263

NFC WILDCARD — DEC. 28

(At Meadowlands, N.J. - Giants Stadium)

L 3	New York Giants (75,842)	17
-----	--------------------------	----

1986 (10-5-1/10-6-1)

Bill Walsh, Coach

W 31	At Tampa Bay (50,780)/S-7	7
L 13	At Los Angeles Rams (65,195)/S-14	16
W 26	New Orleans (58,297)/S-21	17
W 31	At Miami (70,264)/S-28	17
W 35	Indianapolis (57,252)/O-5	14
L 24	Minnesota (58,637)/O-12	(OT)-27
T 10	At Atlanta (55,306)/O-19	(OT)-10
W 31	At G.B. in Milwaukee (50,557)/O-26	17
L 10	At New Orleans (52,234)/N-2	23
W 43	St. Louis (59,172)/N-9	17
L 6	At Washington (54,774)-MN/N-17	14
W 20	Atlanta (58,747)/N-23	0
L 17	New York Giants (59,777)-MN/D-1	21
W 24	New York Jets (58,091)/D-7	10
W 29	At New England (60,787)/D-14	24
W 24	Los Angeles Rams (60,266)-FN/D-19	14
374		247

NFC PLAYOFF — JAN. 4

(At Meadowlands, N.J. - Giants Stadium)

L 3	New York Giants (76,034)	49
-----	--------------------------	----

1987 (13-2/13-3)

Bill Walsh, Coach

L 17	At Pittsburgh (55,735)/S-13	30
W 27	At Cincinnati (53,498)/S-20	26
W 41	At New York Giants (16,471)-MN/O-5	21
W 25	At Atlanta (8,684)/O-11	17
W 34	St. Louis (38,094)/O-18	28
W 24	At New Orleans (60,497)/O-25	22
W 31	At Los Angeles Rams (55,328)/N-1	10
W 27	Houston (59,740)/N-8	20
L 24	New Orleans (60,436)/N-15	26
W 24	At Tampa Bay (63,211)/N-22	24
W 38	Cleveland (60,243)-SUN/N-29	10
W 23	At Green Bay (51,118)/D-6	12
W 41	Chicago (63,509)-MN/D-14	0
W 35	Atlanta (54,698)/D-20	7
W 48	Los Angeles Rams (57,953)-SUN/D-27	0
459		253

NFC PLAYOFF — JAN. 9

(At San Francisco - Candlestick)

L 24	Minnesota (62,547)	36
------	--------------------	----

**1988 (10-6/13-6)**

Bill Walsh, Coach

W 34	At New Orleans (66,357)/S-4	33
W 20	At New York Giants (75,948)/S-11	17
L 17	Atlanta (60,168)/S-18	34
W 38	At Seattle (62,382)/S-25	7
W 20	Detroit (58,285)/O-2	13
L 13	Denver (61,711)/O-9	(OT)16
W 24	At L.A. Rams (65,450)/O-16	21
L 9	At Chicago (65,293)-MN/O-24	10
W 24	Minnesota (60,738)/O-30	21
L 23	At Phoenix (64,544)/N-6	24
L 3	L.A. Raiders (54,448)/N-13	9
W 37	Washington (59,268)-MN/N-21	21
W 48	At San Diego (51,484)/N-27	10
W 13	At Atlanta (44,048)/D-4	3
W 30	New Orleans (62,977)/D-11	17
L 16	Rams (62,444)-MN/D-18	38
369		294

NFC PLAYOFF — JAN. 1

(At San Francisco - Candlestick)

W 34	Minnesota (61,848)	9
------	--------------------	---

NFC CHAMPIONSHIP — JAN. 8

(At Chicago - Soldier Field)

W 28	At Chicago (66,946)	3
------	---------------------	---

SUPERBOWL XXIII — JAN. 22

(At Miami - Joe Robbie Stadium)

W 20	Cincinnati (75,129)	16
------	---------------------	----

1989 (14-2/17-2)

George Seifert, Coach

W 30	At Indianapolis (60,111)/S-10	24
W 20	At Tampa Bay (64,087)/S-17	16
W 38	At Philadelphia (66,042)/S-24	28
L 12	Los Angeles Rams (64,250)/O-1	13
W 24	At New Orleans (60,488)/D-8	20
W 31	At Dallas (61,077)/O-15	14
W 37	New England (70,000)/O-22+	20
W 23	At New York Jets (62,805)/O-29	10
W 31	New Orleans (60,667)-MN/N-5	13
W 45	Atlanta (59,914)/N-12	3
L 17	Green Bay (62,219)/N-19	21
W 34	New York Giants (63,461)-MN/N-27	24
W 23	At Atlanta (43,128)/D-3	10
W 30	At Los Angeles Rams (67,959)-MN/D-11	27
W 21	Buffalo (60,927)/D-17	10
W 26	Chicago (60,207)/D-24	0
442		253

NFC PLAYOFF — JAN. 6

(At San Francisco - Candlestick)

W 41	Minnesota (64,585)	13
------	--------------------	----

NFC CHAMPIONSHIP — JAN. 14

(At San Francisco - Candlestick)

W 30	Los Angeles Rams (64,769)	3
------	---------------------------	---

SUPERBOWL XXIV — JAN. 28

(At New Orleans - Louisiana Superdome)

W 55	Denver (72,919)	10
------	-----------------	----

‡ Game played at Stanford Stadium due to Bay Area earthquake — October 22, 1989

1990 (14-2/15-3)

George Seifert, Coach

W 13	At New Orleans (68,629)-MN/S-10	12
W 26	Washington (64,287)/S-16	13
W 19	Atlanta (62,858)/S-23	13
W 24	At Houston (59,931)/O-7	21
W 45	At Atlanta (57,921)/O-14	35
W 27	Pittsburgh (64,301)/O-21	7
W 20	Cleveland (63,672)/O-28	17
W 24	At Green Bay (58,835)/N-4	20
W 24	At Dallas (62,966)-SUN/N-11	6
W 31	Tampa Bay (62,221)/N-18	7
L 17	Los Angeles Rams (62,633)/N-25	28
W 7	New York Giants (66,092)-MN/D-3	3

W 20	At Cincinnati (60,084)/D-9	(OT) 17
W 26	At Los Angeles Rams (65,619)-MN/D-17	10
L 10	New Orleans (60,112)/D-23	13
W 20	At Minnesota (51,590)/D-30	17
353		239

NFC PLAYOFF — JAN. 12

(At San Francisco - Candlestick)

W 28	Washington (65,292)	10
------	---------------------	----

NFC CHAMPIONSHIP — JAN. 20

(At San Francisco - Candlestick)

L 13	New York Giants (66,334)	15
------	--------------------------	----

Preseason Results (Since 1946)

1946 (2-0)

17	L.A. Dons (San Diego)	7
34	Chicago Rockets (Kezar)	14

1947 (0-1)

7	L.A. Dons (Kezar)	14
---	-------------------	----

1948 (2-0)

42	L.A. Dons (Pasadena)	24
42	Baltimore (Kezar)	14

1949 (2-0-1)

28	L.A. Dons (Los Angeles)	7
21	Buffalo (Kezar)	0
21	Cleveland (Cleveland)	21

1950 (1-4)

12	Washington (Kezar)	31
10	Philadelphia (Kezar)	28
27	Baltimore (Baltimore)	14
21	Chicago Cards (Chicago)	28
10	Pittsburgh (Pittsburgh)	13

1951 (4-1)

45	Washington (Kezar)	14
7	Chicago Bears (Kezar)	24
24	Pittsburgh (Syracuse)	7
20	Green Bay (Minneapolis)	0
37	Chicago Cards (Omaha)	17

1952 (7-0)

79	San Francisco Broncos+ (Kezar)	0
35	Washington (Kezar)	0
38	Chicago Cards (Kezar)	14
17	L.A. Rams (Los Angeles)	7
29	Pittsburgh (Pittsburgh)	14
35	Cleveland (Akron)	31
76	San Jose Packers+ (San Jose)	0

1953 (3-3-1)

42	Fort Ord# (Sacramento)	7
7	New York (Kezar)	20
7	Washington (Kezar)	0
10	L.A. Rams (Los Angeles)	35
31	Philadelphia (San Antonio)	28
14	Chicago Cards (Kezar)	14
21	New York (New York)	28

1954 (7-0)

42	Fort Ord# (Kezar)	14
43	New York (Kezar)	35
30	Washington (Sacramento)	7
42	Chicago Cards (Kezar)	7
38	Cleveland (Kezar)	21
28	L.A. Rams (Los Angeles)	27
37	Pittsburgh (Tucson)	14

1955 (5-1)

7	Washington (Kezar)	6
60	Pittsburgh (Sacramento)	14
17	New York (Seattle)	28
17	Cleveland (Kezar)	14
43	Chicago Cards (Kezar)	7
31	L.A. Rams (Los Angeles)	10

1956 (3-3)

28	Cleveland (Kezar)	17
20	Washington (Kezar)	0
14	Chicago Cards (Kezar)	13
14	New York (Portland)	21
24	L.A. Rams (Los Angeles)	33
14	Philadelphia (Sacramento)	21

1957 (6-1)

24	New York (Kezar)	15
27	Washington (Kezar)	21
21	Cleveland (Kezar)	17
27	Chicago Cards (Kezar)	21
27	L.A. Rams (Los Angeles)	58
17	Philadelphia (Kezar)	14

1958 (3-3)

10	New York (Kezar)	19
20	Washington (Portland)	19
21	Cleveland (Kezar)	16
55	Chicago Cards (Kezar)	31
38	L.A. Rams (Los Angeles)	40
28	Philadelphia (Kezar)	31

+ Semi Pro Team

1959 (2-4)

27	Washington (Kezar)	24
17	Green Bay (Kezar)	24
17	Cleveland (Kezar)	14
24	Chicago Cards (Seattle)	27
14	L.A. Rams (Los Angeles)	48
13	New York (Salt Lake)	17

1960 (3-3)

16	Dallas (Seattle)	10
31	Washington (Kezar)	7
45	Philadelphia (Kezar)	28
24	Cleveland (Portland)	26
17	L.A. Rams (Los Angeles)	28
17	St. Louis (Kezar)	24

1961 (3-2)

20	New York (Portland)-SN	21
24	Cleveland (Kezar)	27
14	Minnesota (Portland)-SN	10
38	L.A. Rams (Los Angeles)-FN	20
24	Dallas (Sacramento)-SN	7

1962 (4-1)

30	Minnesota (Seattle)-SA	24
42	New York (Kezar)	10
27	Cleveland (Portland)-SN	34
26	Dallas (Sacramento)-SN	7
19	L.A. Rams (Los Angeles)-SN	3

1963 (0-5)

28	Minnesota (Portland)-SN	43
22	St. Louis (Salt Lake)-FN	24
7	Cleveland (Kezar)	24
24	Dallas (Bakersfield)-FN	37
0	L.A. Rams (Los Angeles)-SN	17

1964 (1-4)

26	Cleveland (Kezar)	7
23	Dallas (Portland)-SN	34
21	Minnesota (Salt Lake)-SN	24
14	Pittsburgh (Omaha)-SN	16
17	L.A. Rams (Los Angeles)-SN	21

1965 (2-2-1)

21	Cleveland (Kezar)	37
27	Dallas (Portland)-FN	7
17	St. Louis (St. Louis)-SN	17
23	Pittsburgh (Providence)-SA	9
14	L.A. Rams (Los Angeles)-SN	34

1966 (0-5)

13	Dallas (Kezar)	24
17	Cleveland (Kezar)	28
17	Pittsburgh (Portland)-SN	34
17	Atlanta (Columbia, S.C.)-SN	24
9	L.A. Rams (Los Angeles)-SN	29

1967 (2-3)

42	Cleveland (Kezar)	14
24	Dallas (Kezar)	30
10	New Orleans (Portland)-SN	24
13	Oakland Raiders (Oakland)	10
7	L.A. Rams (Los Angeles)-SN	34

1968 (1-5)

18	San Diego (San Diego)-SN	30
14	Dallas (Kezar)	16
17	Cleveland (Kezar)	31
22	Denver (Denver)-FN	6
19	Oakland Raiders (Kezar)	26
20	L.A. Rams (Los Angeles)-FN	21

1969 (0-6)

19	Cleveland (Seattle)	24
17	Dallas (Kezar)	20
15	Denver (Denver)-SN	19
28	Oakland Raiders (Oakland)	42
10	St. Louis (Kezar)	21
28	L.A. Rams (Anaheim)-SN	31

1970 (1-4)

14	Cleveland (Tampa)-SN	17
7	Miami (Miami)-SN	17
23	Denver (Eugene, Ore.)-SN	7
17	Oakland Raiders (Kezar)	31
14	L.A. Rams (Los Angeles)-SN	17

1971 (3-2-1)

38	Cleveland (Candlestick) X	24
17	Miami (Miami)-FN	17
28	San Diego (Candlestick)	17
33	Denver (Spokane, Wash.)-SN	17
28	Oakland Raiders (Oakland)-SN	34
20	L.A. Rams (Los Angeles)-THN	23

1972 (3-3)

10	New York Jets (Jacksonville, Fla.)-SN	17
20	Cleveland (Candlestick/49,767)	13
16	San Diego (San Diego)-SN	17
24	Denver (Candlestick/52,738)	27
34	Oakland Raiders (Candlestick/59,265)	21
17	L.A. Rams (Los Angeles)-FN	14

1973 (4-3)

20	New England (Canton, O.)-SN	7
27	Cleveland (Cleveland)-MN	16
14	New York Jets (Tampa)-SN	34
19	San Diego (Candlestick/54,977)	7
43	Denver (Candlestick/54,271)	7
17	Oakland Raiders (Oakland)-SN	23
10	L.A. Rams (Los Angeles)-FN	38

1974 (0-6)

6	San Diego (San Diego)-SN	20
20	Cleveland (Cleveland)-MN	21
3	Denver (Candlestick/30,001)	10
6	Kansas City (Kansas City)-SN	25
19	Oakland Raiders (Candlestick/50,068)-MN	20
7	L.A. Rams (Candlestick/46,125)	17

X First 49ers pro football game in Candlestick Park:
August 8, 1971.

1975 (3-3)

17	Cleveland (Candlestick/39,664)	10
6	L.A. Rams (Los Angeles)-SN	10
7	San Diego (San Diego)-THN	20
21	Oakland Raiders (Oakland)-SN	40
44	Denver (Candlestick/40,359)	10
24	Green Bay (Green Bay)-SN	3

1976 (4-2)

27	Seattle (Seattle)	20
17	Denver (Candlestick/36,752)	7
21	Kansas City (Candlestick/36,101)	13
17	San Diego (Honolulu)-SN	16
9	Oakland Raiders (Candlestick/53,181)	14
3	L.A. Rams (Los Angeles)-SN	10

1977 (1-5)

24	Seattle (Candlestick/38,024)	34
13	San Diego (San Diego)-SN	32
23	L.A. Rams (Candlestick/44,898)	14
3	Houston (Houston)-MN	17
0	Oakland Raiders (Oakland)-SN	33
0	Denver (Candlestick/36,441)-SN	20

1978 (1-3)

24	Dallas (Dallas)-SN	41
6	Seattle (Candlestick/36,069)-SN	20
14	Oakland Raiders (Candlestick/55,573)	31
24	Denver (Denver)-FN	13

1979 (1-3)

13	San Diego (Candlestick/32,275)-SN	10
10	Oakland Raiders (Oakland)-SN	41
0	Denver (Candlestick/34,133)-SN	21
20	Seattle (Seattle)-FN	55

1980 (3-1)

33	Oakland Raiders (Candlestick/53,747)-SN	14
17	San Diego (San Diego)-SN	14
7	Seattle (Candlestick/46,176)-SN	10
31	Kansas City (Tucson)-SN	21
17	Seattle (Seattle)-FN	13
7	San Diego (San Diego)-SN	24
6	Seattle (Candlestick/47,074)-SA	20

1981 (2-2)

27	Seattle (Seattle)-WN	(OT)-24
28	San Diego (Candlestick/41,667)-SN	31
24	Seattle (Candlestick/37,563)-SN	17
7	Oakland Raiders (Oakland)-SN	21

1982 (2-2)

14	L.A. Raiders (Candlestick/55,795)-SA	17
16	St. Louis (Candlestick/51,931)-SN	13
9	San Diego (San Diego)-SN	23
17	Seattle (Seattle)-FN	13

Service Team

+ Semi Pro Team

1983 (1-3)

23	L.A. Raiders (Los Angeles)-SN	(OT)-26
17	New England (Candlestick/50,043)-SUN	15
7	San Diego (San Diego)-SN	24
6	Seattle (Candlestick/47,074)-SA	20

1984 (2-2)

13	L.A. Raiders (Candlestick/55,211)-SN	10
20	Denver (Denver)-SN	21
15	San Diego (San Diego)-SN	35
17	Seattle (Candlestick/49,219)-FN	7

1985 (3-1)

28	L.A. Raiders (Los Angeles/54,990)-SN	21
13	Denver (Candlestick/55,425)-MN	20
25	San Diego (Candlestick/50,569)-SA	10
23	Seattle (Seattle/60,403)-FN	21

1986 (2-2)

32	L.A. Raiders (Candlestick/56,329)-SA	0
17	L.A. Rams (Anaheim/49,146)-MN	31
9	Denver (Denver/73,592)-SN	14
21	Seattle (Candlestick/52,419)-FN	10

1987 (3-2)

20	Kansas City (Canton, OH/23,826)-SA	7
42	L.A. Raiders (Los Angeles/47,191)-SN	16
3	Dallas (Candlestick/57,598)-SN	13
17	San Diego (Candlestick/52,733)-THN	3
10	Seattle (Seattle/59,653)-FN	34

1988 (3-2)

21	Miami (London, England/70,535)	
	-SUN	27
24	L.A. Raiders (Candlestick/56,224)-SN	10
24	Denver (Denver/75,067)-SN	34
34	San Diego (San Diego/39,044)-SN	27
27	Seattle (Candlestick/53,357)-FN	21

1989 (3-2)

13	L.A. Rams (Tokyo, Japan/43,896)-SUNM	(OT)-16
37	at L.A. Raiders (Los Angeles/35,000)-SN	7
35	Denver (Candlestick/58,641)-SN	17
17	San Diego (Candlestick/54,471)-WN	14
17	at Seattle (Seattle/58,641)-FN	28

1990 (1-3)

13	Los Angeles Raiders (Candlestick/59,677)-SN	23
27	Denver (Denver/74,164)-MN	24
28	San Diego (San Diego/49,289)-SN	29
10	Seattle (Candlestick/54,289)-FN	30

SA — Saturday Afternoon

SN — Saturday Night

SUNM — Sunday Morning

SUN — Sunday Night

MN — Monday Night

WN — Wednesday Night

THN — Thursday Night

FN — Friday Night

The 49ers' Historical Highlights

Here are the team's historical highlights beginning with its first year in the NFL:

1950 — The 49ers fell flat on the faces in their NFL debut, winning only three games. A rival coach described them as "not big enough or tough enough."

1951 — In an amazing reversal of form sparked by a great rookie group, the 49ers were in the race the final day and finished only a half game off the top. Led by **Hardy Brown** and his famed "shoulder tackle" the club had one of the toughest defensive units in the league. **Y.A. Tittle** and **Billy Wilson** began their great careers.

1952 — After a blazing start, the 49ers slumped in mid season. **Hugh (The King) McElhenny** came off the University of Washington campus to become "Player of the Year" and the most feared runner in football.

1953 — The 49ers had their best NFL showing posting a 9-3 record, normally good enough for a championship. Detroit, however, was 10-2. Two of the San Francisco losses came with **Y.A. Tittle** sidelined because of a severe facial injury. The three defeats were by a total of nine points. **Joe (The Jet) Perry** became one of the few players in pro history to gain more than 1,000 yards in a single season. **Gordy Soltau** was the league's top scorer for the second straight year.

1954 — Early momentum was broken by injuries to key players such as **Y.A. Tittle**, **Hugh McElhenny**, and **Joe Perry**. Perry gained more than 1,000 yards again, the first man ever to achieve this distinction in consecutive seasons.

1955 — With **Hugh McElhenny** hobbled by a foot injury, the 49ers had their second worst season in history under **Norman P. Strader** who succeeded **Buck Shaw** as head coach.

1956 — In **Frankie Albert's** first year at the helm, the 49ers were bogged in last place at midseason with a 1-6 record. They won four and tied one in their last five games for a brilliant stretch drive.

1957 — This undoubtedly was one of the most emotional and dramatic seasons in 49ers history. Every game was a "Cliffhanger" and the "Alley-Oop" pass from **Y.A. Tittle** to rookie **R. C. Owens** became a household byword. Emotions reached a peak when the beloved **Tony Morabito** collapsed and died of a heart attack at the Chicago Bears game on Oct. 27. Trailing 17-7, the 49ers fought back for a great victory, 21-17. The magnificent **Billy Wilson** caught a pass from **Tittle** for the winning touchdown in the fourth quarter. Tied with Detroit at 8-4 when the season ended, the 49ers lost the playoff game, 31-27, after holding a 27-7 lead in the third quarter.

1958 — An up-and-down season finished on a high note with victories over Green Bay and Baltimore. The 6-6 record, however, was blackened by the 33-3 and 56-7 lacings at the hands of Los Angeles. **Frankie Albert** resigned at the end of the year.

1959 — With **Howard W. (Red) Hickey** in charge, the 49ers were in contention all the way and **John Brodie** came into his own at quarterback when he led the team to a 21-20 upset of Cleveland. **J.D. Smith**, a converted defensive back, became the second 49er to accumulate more than 1,000 yards rushing.

1960 — **Howard W. (Red) Hickey** saved a seemingly hopeless season when he installed his Shotgun attack and the club captured four of its last five games including a 30-22 upset of Baltimore.

1961 — The success of **Howard W. Hickey's** Shotgun amazed the football world, especially in a 49-0 victory over Detroit. Quarterback **Bill Kilmer**, a passing-running rookie from UCLA, was made to order for the new offense. When the Shotgun stopped, **John Brodie** took over again in the "T" formation and had the finest season in 49er QB annals, indicating the evenness of NFL competition, the 49ers were playing for a second-place tie, plus a trip to the Runner-up Bowl at Miami, or a fifth-place position on the last day of the season. The Colts again won by three points, but 1961 will remain as one of the most exciting and interesting years in 49ers history.

1962 — For the first time since 1956, the 49ers finished a frustrating season with more defeats than victories. In so doing, the honored adage of "it's easier to win at home than on the road," proved false — the 49ers won only one of seven at Kezar Stadium, but captured five of seven road contests.

1963 — A multitude of injuries to key personnel started the 49ers off to a disappointing 2-12 league season. One of the victories, however, was a 20-14 upset of ultimate world champion Chicago, the only league defeat suffered by the Bears all season.

1964 — Club chief executive **Victor P. Morabito** died of a heart attack in May. Injuries to key personnel prevented the 49ers from gaining enough offensive momentum to forge a winning season although they proved to be one of the toughest defensive clubs in the league. Outstanding rookie performances by end **Dave Parks**, quarterback **George Mira** and linebacker **Dave Wilcox** also took some of the sting from the 4-10 record.

1965 — Outstanding offensive performances enabled the 49ers to jump from the bottom to fourth place in the Western Division as the team led the NFL in both scoring and total offense. **John Brodie** was the most productive passer in the NFL, **Dave Parks** led the league in receiving and rookie **Ken Willard** and veteran **John David Crow**, acquired in an off-season trade, led a strong ground game. The record was 7-6-1 and the season-opening 52-24 victory over the Chicago Bears marked the most points ever scored by the 49ers in NFL Play.

1966 — After a somewhat slow start, the 49ers got in gear just before the midway point and became one of only two teams to beat the eventual world champion Green Bay Packers. After that, they finished with a respectable 6-6-2 record and were in the battle for second place in the Western Division until the final league game. Guard **John Thomas** and end **Dave Parks** were all-pro, and they joined guard **Howard Mudd**, center **Bruce Bosley**, fullback **Ken Willard** and linebacker **Dave Wilcox** in the Pro Bowl.

1967 — An auspicious start (they were 5-1) disintegrated into disappointment for the 49ers as injuries took a heavy toll and a six-game losing streak took them out of the running. Quarterback **George Mira** came off the bench to lead the squad to two season-ending victories and salvage a 7-7 record. There were bright spots however, as, with **John Brodie** in fine form, the 49ers were the only team to beat the power-laden Rams in a league game. Guard **Bruce Bosley** played in the Pro Bowl for the second straight season.

1968 — Under new coach **Dick Nolan**, the 49ers posted a 7-6-1 record as the season turned on key wins over the New York Giants, 26-10, and Green Bay, 27-20. Brilliant performances by QB **John Brodie**, receiver **Clifton McNeil** and running back **Ken Willard** led a prolific offense, while defensive tackle **Charlie Krueger**, linebacker **Dave Wilcox** and defensive back **Kermit Alexander**, sparked a revitalized defense. **McNeil** and guard **Howard Mudd** were chosen All-NFL, and were joined by **Wilcox**, **Willard** and **Alexander** in the Pro Bowl.

1969 — Beset by injuries that nearly decimated the defensive unit, the 49ers struggled through the early part of the season. They went winless in their first five games before beating Baltimore, the first time they had beaten the colts in 13 previous games. The 49ers finished 4-8-2 and five players — **Jimmy Johnson**, **Dave Wilcox**, **Elmer Collett**, **Ken Willard** and rookie **Gene Washington** — were selected for the Pro Bowl. **Johnson** was also all-pro and winner of the Eshmont Award.

1970 — This was the greatest year since the club became a member of the NFL in 1950. The team recorded a 10-3 record and the Western Division (NFC) Championship. In a season of superlatives, **John Brodie** was the NFL's "Player of the Year," **Bruce Taylor** was NFC "Rookie of the Year," Coach **Dick Nolan** was a near-unanimous choice as NFC "Coach of the Year." **Brodie**, receiver **Gene Washington**, linebacker **Dave Wilcox** and cornerback **Jimmy Johnson** were all-pro and were joined by tackle **Len Rohde** in being selected for the Pro Bowl.

1971 — The 49ers forged a 9-5-0 record and won their second consecutive NFC Western Division title, clinching the crown on the final day by beating Detroit, 31-27, the identical score by which the Lions had knocked the 49ers out of championship play in 1957. The season was also the club's first in its plush new home, Candlestick Park. Center **Forrest Blue**, linebacker **Dave Wilcox** and cornerback **Jimmy Johnson** were all-pro and joined in the Pro Bowl by **Ted Kwalick**, **Gene Washington**, **Vic Washington**, **Cedrick Hardman** and **Bruce Taylor**.

1972 — Early-season inconsistency, compounded by an injury to **John Brodie** in the fifth game of the season, cast appall on 49er prospects for a third-straight NFC Western Division title, but **Steve Spurrier** stepped in for **Brodie** and turned things around with a brilliant, poised performance. In the final quarter of the final game against Minnesota the recovered **Brodie** relieved **Spurrier** and threw two TD passes for a 20-17 win over the Vikings. The victory clinched divisional title No. 3, but

Spurrier's nine-game contribution was the key. Center **Forrest Blue**, defensive back **Jimmy Johnson**, tight end **Ted Kwalick**, wide receiver **Gene Washington** and linebacker **Dave Wilcox** were all-pro selections.

1973 — In what was both a disappointing and significant year, the 49ers were 5-9 after tackling the NFL's toughest schedule, a rash of key injuries and an unsettled quarterback situation. It also marked the end of the brilliant careers of quarterback **John Brodie** and defensive tackle **Charlie Krueger**, both of whom retired at year's end. Center **Forrest Blue** and **Dave Wilcox** were all-pro and joined in the Pro Bowl by **Ted Kwalick**, **Woody Peoples** and **Tom Wittum**.

1974 — The 49ers used five different quarterbacks after an injury to starter **Steve Spurrier** a week before the season opened sidelined him for most of the year. After winning the first two games, the club lost a team record seven straight and then closed with a rush, winning four of its last five to finish the season 6-8. Running back **Wilbur Jackson** was named *The Sporting News* "Rookie of the Year" and was named to the NFL All Rookie team along with quarterback **Tom Owen** and defensive back **Mike Holmes**. Center **Forrest Blue** and punter **Tom Wittum** were All-NFC and selected for the Pro Bowl along with **Jimmy Johnson**. A knee injury forced perennial all-pro linebacker **Dave Wilcox** to retire after a brilliant 11-year career with the 49ers.

1975 — A strong defensive performance throughout the season couldn't offset an erratic offense troubled by an unsettled quarterback situation and a rebuilding offensive line. High point of the 5-9 season was a 24-23 win over Los Angeles to end a 10-game losing streak to the Rams. At season's end, defensive end **Cedrick Hardman** was the club's first-ever two-time Eshmont Award winner.

1976 — A turnaround year for the 49ers as the team, under coach **Monte Clark**, posted an 8-6 record, their first winning season since 1972. With new quarterback **Jim Plunkett** at the controls, the 49ers got off to their best start ever, 6-1, before hitting a mid-season four-game losing streak that knocked the club out of playoff contention. The season saw the emergence of a powerful defensive unit that led the league in quarterback sacks with 61. **Delvin Williams** set a 49ers single-season rushing record with 1,203. **Tommy Hart** was named all-pro and played in the Pro Bowl along with **Williams**, **Cleveland Elam**, and **Dave Washington**. Center **Randy Cross** was an All-Rookie team selection. **Tommy Hart** became a two-time winner of the Eshmont Award and Cornerback **Jimmy Johnson** retired after a brilliant 16-year career with the 49ers.

1977 — In the 32nd year of their existence, the 49ers began an all new era. On March 31, 1977, the club became the property of **Edward J. DeBartolo, Jr.**, and came under the guidance of **Joe Thomas** as general manager. The changeover was made more dramatic because the San Francisco 49ers were one of the few NFL franchises which had never previously changed ownership or location. On the field, under Coach **Ken Meyer**, the 49ers ran hot and cold. The club lost its first five games, then won five of the next six before dropping the final three contests to finish 5-9 record overall. Strong safety **Mel Phillips** was named winner of the coveted Eshmont Award. **Cleveland Elam** was selected all-pro and played for the NFC in the Pro Bowl.

1978 — The 49ers suffered through their longest season as the club fell to 2-14 in '78 and three coaches were hired and fired in less than 12 months. First **Pete McCulley** departed after nine games with a 1-8 record, and his replacement, **Fred O'Conner**, was let go at the end of the year as the team won just one of its final seven contests. **Bill Walsh** was hired as the new Coach and General Manager. Running back **Paul Hofer**, who replaced **O.J. Simpson** when the newly-acquired star went to the sidelines for the year with a shoulder injury, was named recipient of the Len Eshmont award.

1979 — The 49ers suffered through their second consecutive 2-14 season, but there were several indications of improvement. San Francisco went from virtually the worst ranked offensive team in the league in '78 to one of the most productive in '79, ranking first in passing offense in the NFC and sixth in total offense in the NFL. Running back **Paul Hofer** again was the Len Eshmont Award recipient and individual leader, racking up 615 yards rushing and an additional 662 yards receiving on 58 catches in only seven starts. Quarterback **Steve DeBerg** broke **Fran Tarkenton's** NFL record for completions by connecting on 347 passes. Kicker **Ray Wersching** set a club record with an 83.3 field goal percentage, and also led the league with that mark. **O.J. Simpson** retired from the 49ers and the NFL, finishing as the second leading rusher of all time with 11,236 yards.

1980 — In their second season of the **Bill Walsh** era, the 49ers showed gradual improvement in their rebuilding program. A three-game winning streak to open the season, combined with a three-

game victory string from Week 12 through Week 14 enabled the Niners to post a 6-10 season, tripling the number of victories from each of the previous two 2-14 campaigns. Week 14 was a day when the 49ers made NFL history. That Dec. 7, in Candlestick Park, the 49ers overcame a 35-7 halftime deficit against the New Orleans Saints to win in overtime, 38-35. The 28-point comeback was the biggest comeback in NFL history. End **Jim Stuckey** and punter **Jim Miller** were named to All-Rookie teams, while another rookie, fullback **Earl Cooper**, led the NFC in receptions with a team-record 83, the most catches ever by an NFL rookie. **Dwight Clark** caught 82 passes to break the team wide receiver mark, and **Joe Montana** set the club passing percentage record at .645 with 176 completions in 273 attempts.

1981 — It was a year of firsts and bests for the 49ers in 1981. In his third season as head coach and general manager, **Bill Walsh** guided San Francisco to: a 16-3 record (best 1981 record in the league, fourth best in NFL history, and best ever for the 49ers), the NFC Western Division title (first since '72), the NFC Championship crown (first ever for the 49ers), and the World Championship/Super Bowl XVI win (first ever for the 49ers). **Walsh** was named to every possible NFC Coach-of-the-Year award and to all seven NFL Coach-of-the-Year honors, while six 49ers were named to the Pro Bowl — **Dwight Clark**, **Randy Cross**, **Joe Montana**, **Fred Dean**, **Ronnie Lott**, and **Dwight Hicks**. Three San Francisco players were selected to all-pro teams as recognized by the NFL — **Cross**, **Lott** and **Dean**. **Montana**, who led the NFC in passing in '81, was named MVP of Super Bowl XVI (for leading his team to a 26-21 win over the Cincinnati Bengals of the AFC). **Dean** was picked UPI NFL Defensive Player-of-the-Year, NFL Outstanding Defensive Lineman-of-the-Year (NFL Players Association), and NFC Defensive Player-of-the-Year (Kansas City Committee of the 101). San Francisco opened and closed the season in Pontiac, Mich., in drastically different styles. The 49ers lost two of their first three games of 1981, including that season opener on the road against Detroit, then ran off seven wins — before a loss to Cleveland 15-12 — and ran off eight more wins (including playoffs, the NFC Championship, and Super Bowl XVI). The 49ers won 15 of their last 16 games, beat five opponents twice — including all three postseason foes — and became the first team since Chicago in 1945-46-47 to go from the worst NFL record (2-14 in 1979) to the league's best (13-3 in '81) in just three seasons. All this happened with three rookies (**Carlton Williamson**, **Eric Wright**, and **Lott**) starting in the defensive secondary. Those three rookies, along with **Montana**, **Clark**, **Cross**, **Fredie Solomon**, and **Hicks**, combined with "old veterans" **Dean** and **Jack "Hacksaw" Reynolds** to form a nucleus of World championship vintage.

1982 — The defending world champions — the San Francisco 49ers — did not enjoy the 1982 season...but then, not many NFL fans, coaches and players through the league did either (except maybe in Washington, where the Redskins were Super Bowl XVII champs). The Niners fell to 3-6 and missed out on the playoffs. In the strike-shortened season, San Francisco went winless at home (0-5) but did manage a 3-1 road record (the Niners were 0-2 prior to the 57-day players' strike and 3-4 following it). **Dwight Clark** had an outstanding season, leading the NFL with 60 receptions and being named consensus all-pro (and NFL Player-of-the-Year by Sports Illustrated). **Keena Turner** (2nd team all-pro), **Ronnie Lott** (Pro Bowl), **Randy Cross** (Pro Bowl), **Dwight Hicks** (Pro Bowl), **Keith Fahnhorst**, and **Joe Montana** (NFL record for five straight +300-yard passing games) were bright spots in an otherwise disappointing season.

1983 — For the second time in three seasons, San Francisco played in the NFC Championship Game...and almost returned to the Super Bowl. The '83 49ers were 10-6 (3rd best regular season victory total in club history) and Western Division Champions (5th time since 1970, 2nd time since 1981). In the playoffs, San Francisco squeezed past Detroit, 24-23, but lost to Washington, 24-21, in the NFC Championship contest. Individual standouts included: **Joe Montana** (the League's No. 1 all-time QB entering the 1984 season), **Ronnie Lott** (making his third Pro Bowl appearance in as many years), **Fred Dean** (leading the NFC in sacks with 17½), **Dwaine Board** (second in sacks with 13), **Eric Wright** (team leader in interceptions with seven...two for scores), **Dwight Clark** (team leader with 70 receptions and eight TDs), **Fredie Solomon** (club record 21.4 yards per catch), **Ray Wersching** (team record 126 points, including a perfect 51 of 51 PATs), offensive linemen **Randy Cross**, **Keith Fahnhorst**, and **John Ayers**, running backs **Roger Craig** (752 yards rushing, 427 receiving) and **Wendell Tyler** (856 rushing yards, 285 receiving), and NFL All-Rookie Team pick **Riki Ellison** (two interceptions in the playoffs).

1984 — The 49ers experienced the most successful regular season in NFL history by winning a League record 15 games, including all eight road contests — setting yet another NFL standard.

The Niners broke 14 team records in '84, while becoming the first NFC team to sweep all of its conference games, and the first NFC West unit to win all contests within the division. Led by **Roger Craig** and **Joe Montana**, San Francisco capped the year by routing the Miami Dolphins in Super Bowl XIX, 38-16. The win was the 18th victory of the '84 campaign, establishing an NFL standard for wins in a single season (including playoffs). San Francisco scored a team-record 475 points. The 49ers defense was the stingiest in the NFL in '84, allowing a League low 227 points scored. Honors were numerous, including Pro Bowl recognition for 10 of **Bill Walsh's** charges — **Montana**, **Wendell Tyler**, **Keith Fahnhorst**, **Randy Cross**, and **Fred Quillan** on offense and **Dwight Hicks**, **Ronnie Lott**, **Carlton Williamson**, and **Eric Wright** (the entire Niners' secondary); and **Keena Turner** of defense.

1985 — At 10-6, San Francisco qualified for postseason play for the fourth time since 1981. Offensively, **Roger Craig** and **Jerry Rice** emerged as potent weapons in the attack. **Craig** became the first NFL player to surpass 1,000 yards rushing and receiving in the same season. **Rice** was named NFC Rookie-of-the-Year and set the team record for first-year players with 927 receiving yards. The defense experienced the influx of four new starters in '85 (**NT Michael Carter**, **LB Todd Shell**, **LB Michael Walter**, and **DE John Harty**). **Carter** won a berth on the Pro Bowl team, as did defensive backs **Eric Wright** and **Carlton Williamson**.

1986 — The 49ers captured their fourth NFC Western Division title since 1981.

Offensively, the team was led by all-pro wide receiver **Jerry Rice**, who paced the NFL with 1,570 receiving yards and 15 touchdowns. Those marks established club standards in addition to **Rice's** team-record 16 total scores.

The defense managed 49 takeaways, tying the Kansas City Chiefs for NFL leadership. San Francisco's 39 interceptions and 578 return yards set team records, while five scores on pick-off returns tied another club mark. **Ronnie Lott** tied **Dave Baker's** 1960 team record with 10 interceptions.

The output by young players was vital due to major injuries suffered by many starting veterans. San Francisco made 20 roster moves during the season, shuffling players in and out of action. Quarterback **Joe Montana** missed Weeks 2-9 due to back surgery, for example, while backup signal-caller **Jeff Kemp** did not play weeks 8-11 due to a hip injury.

1987 — The San Francisco 49ers marched to an NFL regular season best 13-2 record. It marked a league-leading third time in the decade of the '80s that the team either tied or posted the best win-loss percentage during the regular season. San Francisco led the NFL with 5,987 total yards, and was best among League defenders allowing 4,095 total yards. It was the first time in Niners' history that the team led the League in fewest total yards allowed.

Jerry Rice set NFL records with 22 receiving touchdowns and scoring by reception in 13 consecutive games. The durable wide-out received postseason Most Valuable Player awards from nearly every news agency and sports publication.

Joe Montana won the first NFL passing title of his nine-year career and set a team record with 31 touchdown passes. **Ronnie Lott**, **Montana** and **Rice** were joined by nose tackle **Michael Carter** and running back **Roger Craig** on the NFC squad in the 1988 Pro Bowl.

1988 — The 49ers climaxed their 1988 season in thrilling fashion with a dramatic touchdown drive in the waning seconds of Super Bowl XXIII. **QB Joe Montana's** 10-yard scoring toss to **WR John Taylor** with :34 remaining in the contest gave the Niners their third Super Bowl win of the decade, and the rights to the title "team of the 1980's."

The world championship game against the Cincinnati Bengals was a microcosm of the entire '88 campaign. San Francisco opened the year strong with a 5-2 record, but by Week 12 were 6-5, two games out of first place with only five contests to play.

That week's victory over Washington launched a four-game winning streak that resulted in the Niners moving up from third to first place in the NFC West standings and earning a third consecutive NFC Western Division title. Along the way to closing out the year, **RB Roger Craig** broke the team's single season rushing record (finishing with 1,502 yards) and **K Mike Cofer** established new Niners' single season standards for field goals attempted (38) and three-pointers made (27).

Jerry Rice went on to a playoff tear that included: an NFL postseason record-tying three touchdown receptions against Minnesota; a **Montana-to-Rice** battery hooked-up on first half touchdowns of 61 and 27 yards at Chicago; and concluded with a Super Bowl XXIII MVP performance

of 11 receptions for a Super Bowl record 215 yards and a touchdown.

Defenders **S Ronnie Lott**, **DE Charles Haley**, **NT Michael Carter**, along with **Rice**, **Taylor**, and **Craig** were selected to the Pro Bowl.

1989 — **George Seifert** was named head coach of the San Francisco 49ers just four days after the team had won its third world championship under retiring head man **Bill Walsh**. **Seifert's** quest for the title was tested early and often as the 49ers endured nail-biting wins at Indianapolis (30-24) and Tampa Bay (20-16) to open the season. **Joe Montana** threw for 428 yards and five touchdowns, including a team-record four TD tosses in the fourth quarter resulting in a 10-point victory (38-28) in Philadelphia.

San Francisco split a pair of divisional contests in Weeks 4-5, losing to the L.A. Rams before defeating New Orleans. Due to elbow and knee injuries, **Montana** played only two quarters the next three games. However, under the direction of **QB Steve Young**, the team scored victories at Dallas (31-14), versus New England (37-20), and at the N.Y. Jets (23-10).

Impressive victories over New Orleans (31-13) and Atlanta (45-3) opened the month of November, but the team's winning streak was stopped at six by a determined Green Bay Packers' squad (21-17). The 49ers, however, rebounded and turned back the Giants with 10 points in the final period, for a 34-24 win. The team then beat the Falcons 23-10, in Atlanta.

San Francisco's next opponent, the arch-rival Rams, were two games behind the front-running 49ers. The Rams jumped out to a 17-0 first quarter lead; by the fourth quarter L.A. had a 27-10 margin. However, the 49ers made the most inconceivable, yet awe-inspiring, comeback in many a season by rallying to win 30-27.

San Francisco closed out the regular season with impressive home victories against Buffalo (21-10) and Chicago (26-0). **K Mike Cofer's** four placements against the Bears gave him 29 field goals on the season, establishing a team record. **Cofer's** 136 points topped the League.

The shutout of the Bears was the first for San Francisco since the finale of the '87 regular season (48-0 vs. Rams). The defensive unit was the third stingiest (Denver - 226, N.Y. Giants 252), allowing only 253 points in '89, and ranked fourth in total yardage surrendered. **S Ronnie Lott**, who set career team standards for interceptions (48) and interception return yardage (617), **CB Don Griffin**, and **Cofer** were selected All-NFC. **Lott** was voted to play in his eighth Pro Bowl.

Under first-year offensive coordinator **Mike Holmgren**, the Niners accumulated more yardage than any other NFL team. **WRs Jerry Rice** and **John Taylor**, **RB Roger Craig**, **G Guy McIntyre**, and **QB Montana** were 1990 Pro Bowl participants. **Rice's** 1,483 receiving yards paced the League. **Craig** exceeded 1,000 yards rushing for the second consecutive season, and running mate **FB Tom Rathman** led NFC running backs with 73 receptions.

Montana had the best season of his eleven-year career. A consensus player-of-the-year, **Montana's** 112.4 quarterback rating set an NFL single season record. **Montana** was selected by his teammates as the '89 recipient of the Len Eshmont Award, given annually to the Niner who best exemplifies courageous and inspirational play.

Fueled by **Rice's** 72-yard first quarter catch-and-run for a score, the 49ers exploded for 27 first half points and cruised to a 41-13 victory against Minnesota in their opening '89 playoff contest.

The 49ers faced Los Angeles in the NFC Championship Game. The Niners started slowly, however; two long second quarter scoring drives and a touchdown set up by an interception, gave San Francisco a 21-3 lead at intermission. **Cofer's** three field goals cushioned San Francisco's lead as the team advanced to Super Bowl XXIV with a satisfying 30-3 win.

The 49ers displayed optimal performance at the highest level of competition while securing their second consecutive world championship. The resounding 55-10 defeat of the Denver Broncos in Super Bowl XXIV was a convergence of talent and technique, planning and purpose. San Francisco tied or set nearly 40 Super Bowl records, and **Montana** was honored with the game's MVP award for an unprecedented third time.

1990 — The **Niners** finished their 41st season in the National Football League with an NFL-best 14-2 mark and came within four seconds (in a 15-13 loss to the NY Giants) of earning their third consecutive trip to the Super Bowl.

In addition to recording the NFL's best won-loss mark for the second straight season (14-2), the **49ers** captured the NFC Western Division title for the fifth consecutive year and the eighth time since 1981 ('81, 1983-84, & 1986-90). **San Francisco** claimed its 11th Division crown since the NFL/AFL merger of 1970, more than any NFC Western Division opponent (the Rams are second with eight), and second most in NFL history (behind Miami's 13 AFC East titles).

The **49ers** appeared in the NFL's postseason playoffs for the eighth straight campaign (1984-90), and made their sixth NFC Championship Game appearance over a 10-year span (1981, 1983-84, 1988-90).

San Francisco opened the 1990 season with a team-record 10 consecutive victories. The **49ers** also posted an 8-0 mark on the road, giving them the longest road winning streak in League history (19 games, including postseason) heading into '91.

The **49ers** also earned an NFL-best seventh straight double-digit win season ... and a League-best eighth consecutive 10-win-or-better campaign in as many full seasons (1982 was a strike-shortened nine-game slate). In addition, the locals became the first team in NFL history to win 14-or-more games in three seasons (15-1 in 1984, 14-2 in '89, and 14-2 in '90).

QB Joe Montana and **WR Jerry Rice** again formed one of the most prolific aerial combinations in pro football. **Montana**, who was named 1990 Sportsman-of-the-Year by *Sports Illustrated*, finished his 12th NFL season by throwing for a team-record 3,944 yards. He also tossed 26 touchdown passes (second in the NFC), and finished as the third highest rated quarterback in the Conference.

On the receiving end of many of those **Montana** passes was **Rice**, who became only the fourth player in League history to reach the century mark in a single season. **Rice** hauled in 100 passes for 1,502 yards and 13 TDs, and earned his fifth consecutive trip to the Pro Bowl. In one of the most memorable performances of the season (if not team history), **Rice** tied an NFL record with five TD receptions in a 45-35 victory at Atlanta, October 14.

The defensive side of the ball was led by **LB/DE Charles Haley's** 58 tackles and an NFC-high 16 sacks. For his efforts, the fourth-year player from James Madison University was named as a starter in the 1991 Pro Bowl. **LB Bill Romanowski** led the team in tackles with 79, while **CB Darryl Pollard** registered 74, including a team-high 72 solo stops.

A number of all-time club records also fell by the wayside in '90. **Montana** slipped past **QB John Brodie** to take over the career passing lead (34,998 yards), while **RB Roger Craig** became the all-time team record holder in career receptions with 508, moving ahead of **WR Dwight Clark's** total of 506.

The **49ers** placed five players on the 1991 NFC Pro Bowl squad, four as starters. Representing the **49ers** were **Haley, Rice, S Ronnie Lott** and **G Guy McIntyre**, while **QB Joe Montana**, selected as a starter, was unable to participate because of a finger injury suffered in the NFC Championship Game.

TEAM LOGO

* The team's original logo depicted the city's wild beginnings. It consisted of a prospector, clad in boots and a lumberjack shirt, firing a pair of pistols. One shot just misses the miner's head, the other misses his foot. The logo was taken from a design seen on the side of railway freight cars. In that picture, the prospector was in front of a saloon. The **49ers** dropped the saloon from the logo. The prospector logo was in use from 1946 through 1966. During a four-year space (1967-70), the team issued a special logo — a large number 49, flanked by a football and the letters "SF" — which was displayed on jackets and certain publications.

49ers' All-Time Roster — 1946-90

*Indicates player was 49ers draft choice.

— A —

Abramowicz, Danny, WR, Xavier (Ohio), 1973-74
Albert, Frank, QB, Stanford, 1946-52
Aldridge, Ben, HB, Oklahoma State, 1932
Aldridge, Jerry, RB, Angelo State, 1980
Alexander, Kermit, HB, UCLA, 1963-69
Allen, Nate, CB, Texas Southern, 1975
Anderson, Terry, WR, Bethune-Cookman, 1980
Anderson, Tim, S, Ohio State, 1975
Arenas, Joe, HB, Omaha, 1951-57
Asmus, Jim, P, Hawaii, 1987
Atkins, Bill, HB, Auburn, 1958-59
Atkins, Dave, RB, Texas-El Paso, 1973
Audick, Dan, T-G, Hawaii, 1981-82
Ayers, John, G, West Texas State, 1976-86

— B —

Babb, Gene, FB, Austin, 1957-58
Babcock, Harry, E, Georgia, 1953-55
Bahnsen, Ken, FB, North Texas State, 1953
Bahr, Matt, K, Penn State, 1981
Baker, Dave, HB, Oklahoma, 1959-61
Baker, Wayne, DT, Brigham Young, 1975
Balatti, Ed, E, Oakland High (Calif.), 1946-48
Baldassin, Mike, LB, Washington, 1977-78
Baldwin, John, C, Centenary, 1947
Banaszek, Cas, T, Northwestern, 1967-77
Banducci, Bruno, G, Stanford, 1946-54
Barber, Mike, WR, Marshall, 1989
Barnes, Larry, FB, Colorado, 1957
Barrett, Jean, T, Tulsa, 1973-80
Barton, Harris, T, North Carolina, 1987-90
Bassi, Dick, G, Santa Clara, 1946-47
Beals, Alyn, E, Santa Clara, 1946-51
Beard, Ed, LB, Tennessee, 1965-72
Beasley, Terry, WR, Auburn, 1972-75
Beatty, Ed, C, Mississippi, 1955-56
Beeson, Terry, LB, Kansas, 1992
Beisler, Randy, G-T, Indiana, 1969-74
Belsor, Ceaser, LB, Arkansas AM&N, 1974
Belk, Bill, DE, Maryland State, 1968-74
Benjamin, Guy, QB, Stanford, 1981-83
Bentz, Roman, T, Tulane, 1948
Berry, Rex, HB, Brigham Young, 1951-56
Bettiga, Mike, WR, Humboldt State, 1973
Beverly, Ed, WR, Arizona State, 1973
Black, Stan, DB, Mississippi State, 1977
Blackmore, Richard, CB, Mississippi State, 1983
Blount, Ed, QB, Washington State, 1987
Blue, Forrest, C, Auburn, 1968-74
Board, Dwaine, DE, North Carolina A&T, 1979-87
Bono, Steve, QB, UCLA, 1989-90
Boone, J.R., HB, Tulsa, 1952
Bosley, Bruce, C-G, West Virginia, 1956-68
Bouza, Matt, WR, California, 1981
Boyd, Elmo, WR, Eastern Kentucky, 1973
Boykin, Greg, FB, Northwestern, 1978
Bradley, Ed, LB, Wake Forest, 1977-78
Braggonier, Dennis, DB, Stanford, 1974
Bregel, Jeff, G, USC, 1987-89
Bristor, John, S, Waynesburg, 1979
Britt, Charlie, HB, Georgia, 1964
Brock, Clyde, T, Utah State, 1963
Brockhaus, Jeff, K, Missouri, 1987
Brodie, John, QB, Stanford, 1957-73
Brooks, Chet, DB, Texas A & M, 1988-90
Brown, Dennis, DE, Washington, 1990
Brown, Hardy, LB, Tulsa, 1951-56
Brown, Pete, C, Georgia Tech, 1953-54
Brown, Ray, RB, South Carolina, 1987
Browner, Keith, LB, USC, 1987
Bruce, Gail, E, Washington, 1948-52

Bruer, Bob, TE, Mankato State, 1979-80
Brumfield, Jackson, E, Southern Mississippi, 1954
Bruney, Fred, HB, Ohio State, 1953, 1956
Bryant, Bob, T, Texas Tech, 1946-49
Bull, Scott, QB, Arkansas, 1976-78
Bungarda, Ken, T, Missouri, 1980
Bunz, Dan, LB, Long Beach State, 1978-84
Burke, Don, LB, USC, 1950-54
Burke, Vern, E, Oregon State, 1965
Burns, Mike, DB, USC, 1977
Burt, Jim, NT, Miami (Fla.), 1989-90
Butler, John, S, Principia, 1987

— C —

Calhoun, Mike, DT, Notre Dame, 1980
Calvelli, Tony, C, Stanford, 1949
Campbell, Carter, LB, Weber State, 1970
Campbell, Marion, T, Georgia, 1954-55
Campora, Don, T, Pacific, 1950, 1952
Carapella, Al, T, Miami (Fla.), 1951-55
Carpenter, John, T, Michigan, 1949
Carr, Earl, RB, Florida, 1978
Carr, Eddie, HB, Olney High (Pa.), 1947-49
Carr, Paul, LB, Houston, 1955-58
Carter, Dexter, RB, Florida State, 1990
Carter, Michael, NT, Southern Methodist, 1984-90
Casanega, Ken, HB, Santa Clara, 1946, 1948
Casey, Bernie, E, Bowling Green, 1961-66
Cason, Jim, HB, LSU, 1948-52, 1954
Cassara, Frank, FB, St. Mary's, 1954
Cathcart, Royal, HB, Santa Barbara State, 1950
Cathcart, Sam, HB, Santa Barbara State, 1949-50, 1952
Cavanaugh, Matt, QB, Pittsburgh, 1983-85
Ceresino, Gordy, LB, Stanford, 1979
Cerne, Joe, C, Northwestern, 1965-67
Chapple, Jack, LB, Stanford, 1965
Cherry, Tony, RB, Oregon, 1986-87
Choma, John, G-C, Virginia, 1981-83
Churchman, Ricky, S, Texas, 1980-81
Clark, Bryan, QB, Michigan State, 1982-83
Clark, Don, G, USC, 1948-49
Clark, Dwight, WR, Clemson, 1979-87
Clark, Mario, CB, Oregon, 1984
Clark, Mike, DE, Florida, 1982
Clark, Monte, T, USC, 1959-61
Cline, Tony, DE, Miami (Fla.), 1976
Cochran, Mark, T, Baylor, 1987
Cofer, Mike, K, North Carolina State, 1988-90
Colchico, Dan, E, San Jose State, 1960-64-67
Collett, Elmer, G, San Francisco State, 1967-72
Collie, Bruce, T-G, Texas-Arlington, 1985-89
Collier, Floyd, T, San Jose State, 1948
Collier, Tim, CB, East Texas State, 1982-83
Collins, Glen, DE, Mississippi State, 1987
Collins, Greg, LB, Notre Dame, 1975
Collins, Ray, T, LSU, 1950-52
Comeaux, Darren, LB, Arizona State, 1987
Conlee, Gerry, C, St. Mary's, 1946-47
Connell, Mike, P, Cincinnati, 1978
Conner, Clyde, E, Pacific, 1956-63
Connolly, Ted, G, Santa Clara-Tulsa, 1954, 1956-62
Cooke, Bill, DE, Massachusetts (Amherst), 1976
Cooper, Bill, FB, Muskingum, 1961-64
Cooper, Earl, FB-TE, Rice, 1980-85
Cooper, George, LB, Michigan State, 1987
Cordileone, Lou, G-LB, Clemson, 1961
Cornelius, Charles, DB, Bethune Cookman, 1979-80
Courtney, Matt, S, Idaho State, 1987
Cousineau, Tom, LB, Ohio State, 1986-87
Cowlings, Al, DE, USC, 1979
Cox, Greg, S, San Jose State, 1988, 1990
Cox, James, G, Stanford, 1948

- * Craig, Roger, RB, Nebraska, 1983-90
 Crawford, Derrick, WR, Memphis State, 1986
 Cribbs, Joe, RB, Auburn, 1986-87
 Crist, Chuck, DB, Penn State, 1978
 Cross, Bob, T, Kilgore J.C., 1956-57
 Cross, Randy, G-C, UCLA, 1976-88
 Crow, John David, HB, Texas A&M, 1965-68
 Crowe, Paul, HB, St. Mary's, 1948
 Crowell, Otis, T, Hardin-Simmons, 1947
 Cullity, Dave, T, Utah, 1989
 Cunningham, Doug, RB, Mississippi, 1967-73
- D —
- Dahms, Tom, T, San Diego State, 1957
 Daniels, Clem, RB, Prairie View, 1968
 Daughtery, Bob, HB, Tulsa, 1966-67
 Davis, Eric, DB, Jacksonville State, 1990
 Davis, Kyle, C, Oklahoma, 1978
 Davis, Johnny, FB, Alabama, 1981
 Davis, Tommy, K, LSU, 1959-69
 Dean, Floyd, LB, Florida, 1963-64
 Dean, Fred, DE, Louisiana Tech, 1981-85
 Dean, Kevin, LB, Texas Christian, 1987
 DeBerg, Steve, QB, San Jose State, 1977-80
 DeLong, Keith, LB, Tennessee, 1989-90
 Domres, Marty, QB, Columbia, 1976
 Donnelly, George, DB, Illinois, 1965-67
 Donohue, Leon, T, San Jose State, 1962-64
 Dove, Eddie, HB, Colorado, 1959-62
 Dow, Harley, G, San Jose State, 1950
 Dowdle, Mike, LB, Texas, 1963-65
 Downing, Walt, C-G, Michigan, 1978-83
 Downs, Bob, HB, Northwestern, 1962-66
 Drake, Joe, NT, Arizona, 1987
 Dressel, Chris, TE, Stanford, 1987
 DuBose, Doug, RB, Nebraska, 1987-88
 Dugan, Fred, E, Dayton, 1958-59
 Duncan, Maury, QB, San Francisco State, 1954-55
 Dunga, Tony, DB, Minnesota, 1979
 Durdan, Don, HB, Oregon State, 1946-47
 Durham, Darius, WR, San Diego State, 1983
 Durette, Michael, G, West Virginia, 1986-87
- E —
- Easley, Walt, FB, West Virginia, 1981-82
 Edwards, Earl, DT, Wichita, 1969-72
 Elam, Cleveland, DE, Tennessee State, 1976-78
 Ella, Bruce, LB, Ohio State, 1976-78
 Elliott, Charles, T, Oregon, 1948
 Elliott, Lenvil, RB, N.E. Missouri State, 1979-81
 Ellison, Riki, LB, USC, 1983-89
 Elston, Art, C, South Carolina, 1946-48
 Enderle, Dick, G, Minnesota, 1976
 Endriss, Al, E, San Francisco State, 1952
 Eshmont, Len, HB, Fordham, 1946-49
 Etienne, LeRoy, LB, Nebraska, 1990
 Evans, Ray, G, Texas Western, 1949-50
 Evansen, Paul, G, Oregon State, 1948
- F —
- Fagan, Kevin, DE, Miami (Fla.), 1987-90
 Fahnhorst, Jim, LB, Minnesota, 1984-90
 Fahnhorst, Keith, T, Minnesota, 1974-87
 Faylor, John, S, Santa Clara, 1987
 Feher, Nick, G, Georgia, 1951-54
 Ferrari, Ron, LB, Illinois, 1982-86
 Ferrell, Bob, RB, UCLA, 1976-80
 Fisk, Bill, E, USC, 1946-47
 Flagler, Terrence, RB, Clemson, 1987-89
 Forrest, Ed, C, Santa Clara, 1946-47
 Francis, Phil, RB, Stanford, 1979-80
 Francis, Russ, TE, Oregon, 1982-87
 Franceschi, Pete, HB, San Francisco 1946
 Frank, John, TE, Ohio State, 1984-88
 Franz, Tracy, G, San Jose State, 1987
 Freitas, Jesse, QB, Santa Clara, 1946
 Fuller, Jeff, S-LB, Texas A&M, 1984-89
 Fuller, John, DB, Lamar Tech, 1968-72
- G —
- Gagliano, Bob, QB, Utah State, 1986-87
 Galters, Bob, HB, New Mexico State, 1962-63
- Gallifa, Arnie, QB, Army, 1954
 Galigher, Ed, DT, UCLA, 1977-79
 Garlin, Don, HB, USC, 1949-50
 Garrett, Len, TE, New Mexico Highlands, 1975
 Gavric, Momcilo (Gabbo), K, Belgrade, 1969
 Gehrke, Fred, HB, Utah, 1950
 Gervais, Rick, S, Stanford, 1981-83
 Gilbert, Lewis, TE, Florida, 1980
 Gladney, Tony, WR, Nevada-Las Vegas, 1987
 Glover, Clyde, DE, Fresno State, 1987
 Goad, Paul, FB, Abilene Christian, 1956
 Gonsoulin, Austin, DB, Baylor, 1967
 Gonzaga, John, T, Mt. Diablo High (Calif.), 1956-59
 Goss, Antonio, LB, North Carolina, 1989
 Gossett, Bruce, K, Richmond, 1970-74
 Gray, Tim, DB, Texas A&M, 1979
 Greenlee, Fritz, LB, Arizona, 1969
 Greer, Terry, WR, Alabama State, 1987-89
 Gregory, Garlin, G, Louisiana Tech, 1946-47
 Grgich, Visco, G, Santa Clara, 1946-52
 Griffin, Don, CB, Middle Tennessee State, 1986-90
- H —
- Hadley, Ron, LB, Washington, 1987-88
 Haley, Charles, LB, James Madison, 1986-90
 Hall, Forrest, HB, San Francisco, 1948
 Hall, Parker, HB, Mississippi, 1946
 Hall, Windian, S, Arizona State, 1972-75
 Hanley, Dick, C, Fresno State, 1947
 Hantla, Bob, G, Kansas, 1954-55
 Hardman, Cedrick, DE, North Texas State, 1970-79
 Hardy, Andre, FB, St. Mary's, 1987
 Hardy, Carroll, HB, Colorado, 1955
 Hardy, Edgar, G, Jackson State, 1973
 Hardy, Kevin, DT, Notre Dame, 1968
 Harkey, Lem, HB, Emporia State, 1955
 Harmon, Derrick, RB-KR, Cornell, 1984-86
 Harper, Willie, LB, Nebraska, 1973-83
 Harris, Joe, LB, Georgia Tech, 1978
 Harris, Tony, WR, Toledo, 1971
 Harrison, Bob, LB, Oklahoma, 1959-61, 1965-67
 Harrison, Dennis, DE, Vanderbilt, 1986
 Harrison, Kenny, WR, Southern Methodist, 1976-78
 Harrison, Martin, LB, Washington, 1990
 Hart, Tom, DE, Morris Brown, 1968-77
 Hart, Jeff, T, Oregon State, 1975
 Harty, John, DT, Iowa, 1981-83-86
 Hayes, Bob, WR, Florida A&M, 1975
 Hays, Harold, LB, Southern Mississippi, 1968-69
 Hazeltine, Matt, LB, California, 1955-68
 Heller, Ron, TE, Oregon State, 1987-88
 Helton, Barry, P, Colorado, 1988-90
 Henderson, Keith, FB, Georgia, 1990
 Henderson, Thomas, LB, Langston, 1980
 Hendrickson, Steve, LB, California, 1989
 Henke, Ed, E, USC, 1951-52, 1955-60
 Henley, Thomas, WR, Stanford, 1987
 Herchman, Bill, T, Texas Tech, 1956-59
 Hettema, Dave, T, New Mexico, 1967
 Hicks, Dwight, S, Michigan, 1979-85
 Hilton, Scott, LB, Salem College, 1979-80
 Hindman, Stan, DE, Mississippi, 1966-71, 1973-74
 Hobbs, Homer, G, Georgia, 1949-50
 Hofer, Paul, RB, Mississippi, 1976-81
 Hoffman, Gary, T, Santa Clara, 1987
 Hogan, Mike, FB, UT-Chattanooga, 1979
 Hogland, Doug, G, Oregon State, 1953-55
 Holladay, Bob, HB, Tulsa, 1956-57
 Hollas, Hugo, DB, Rice, 1974
 Holmes, Mike, DB, Texas Southern, 1974-75
 Holmoe, Tom, S, Brigham Young, 1983-89
 Holt, Pierce, DE, Angelo State, 1988-90
 Holzer, Tom, DE, Louisville, 1967
 Horn, Bob, LB, Oregon State, 1982-83
 Horne, Dick, E, Oregon, 1947
 Hoskins, Bob, DT, Wichita State, 1970-75
 Howell, Clarence, E, Texas A&M, 1948
 Huff, Gary, QB, Florida State, 1980
 Huff, Marty, LB, Michigan, 1972

- * Hughes, Ernie, G. Notre Dame, 1978-80
 * Hull, Tom, LB, Penn State, 1974
 * Hunt, Charlie, LB, Florida State, 1973
 — J —
 * Isenbarger, John, RB, Indiana, 1970-73
 — J —
 * Jackson, Jim, HB, Western Illinois, 1961i-67
 * Jackson, Johnny, S, Houston, 1989-90
 * Jackson, Randy, RB, Wichita State, 1973
 * Jackson, Wilbur, RB, Alabama, 1974-75
 * Jennings, Rick, WR, Maryland, 1977
 * Jessup, Bill, E, USC, 1951-52, 1954-58
 * Johnson, Bill, C, Tyler J.C., 1948-56
 * Johnson, Charlie, DT, Louisville, 1966-67
 * Johnson, Charles, DB, Grambling, 1979-80
 * Johnson, Eric, S, Washington State, 1979
 * Johnson, Gary, DT, Grambling, 1984-85
 * Johnson, James, LB, San Diego State, 1987
 * Johnson, Jimmy, HB, UCLA, 1961-78
 * Johnson, John Henry, HB, St. Mary's/Arizona State, 1954-56
 * Johnson, Kermit, RB, UCLA, 1975-76
 * Johnson, Leo, WR, Tennessee State, 1969-70
 * Johnson, Rudy, HB, Nebraska, 1964-65
 * Johnson, Sammy, RB, North Carolina, 1974-76
 * Jones, Arrington, FB, Winston-Salem, 1981
 * Jones, Brent, TE, Santa Clara, 1987-90
 * Jones, Larry, WR, N.E. Missouri State, 1978
 * Judie, Ed, LB, Northern Arizona, 1982-83
 * Jury, Bob, S, Pittsburgh, 1978
 — K —
 * Kammerer, Carl, LB, Pacific, 1961-62
 * Keeble, Jerry, LB, Minnesota, 1987
 * Keever, Carl, LB, Boise State, 1987
 * Kelcher, Louie, NT, Southern Methodist, 1984
 * Kelly, Gordon, LB, Georgia, 1960-61
 * Kemp, Jeff, QB, Dartmouth, 1986
 * Kennedy, Allan, T, Washington State, 1931-84
 * Kennedy, Sam, LB, San Jose State, 1981
 * Kenny, Charles, G, San Francisco, 1947
 * Kilgore, Jon, P, Auburn, 1969
 * Kilmer, Bill, QB, UCLA, 1961-66
 * Kimbrough, Elbert, HB, Northwestern, 1962-66
 * Krafelc, Gary, E, Colorado, 1963
 * Knutson, Steve, G-T, USC, 1978
 * Kopay, Dave, HB, Washington, 1964-67
 * Korff, Mark, LB, Florida, 1987
 * Kovach, Jim, LB, Kentucky, 1985
 * Kraemer, Eldred, G, Pittsburgh, 1955
 * Krahl, Jim, DT, Texas Tech, 1980
 * Kramer, Kent, TE, Minnesota, 1966
 * Krueger, Charles, DT, Texas A&M, 1959-73
 * Krueger, Rolf, DE, Texas A&M, 1972-74
 * Kugler, Pete, DT, Penn State, 1981-83, 1986-80
 * Kuzman, John, T, Fordham, 1946
 * Kwalick, Ted, TE, Penn State, 1969-74
 — L —
 * Lakes, Roland, DT, Wichita State, 1961-70
 * Land, Fred, T, LSU, 1948
 * Land, Mel, DE, Michigan State, 1980
 * Larson, Bill, TE, Colorado State, 1975
 * LaRose, Dan, DE, Missouri, 1985
 * Lash, Jim, WR, Northwestern, 1976
 * Latimer, Al, CB, Clemson, 1980
 * Laughlin, Bud, FB, Kansas, 1955
 * Lawrence, Amos, RB, North Carolina, 1931-82
 * Lawson, Steve, G, Kansas, 1976
 * LeCount, Terry, WR, Florida, 1978
 * Leedy, Hal, QB, UT-Chattanooga, 1953
 * Lee, Dwight, RB, Michigan State, 1968
 * Leonard, Tony, DB, Virginia Union, 1976
 * Leopold, Bobby, LB, Notre Dame, 1980-83
 * Lewis, Eddie, DB, Kansas, 1976-79
 * Lewis, Gary, FB, Arizona State, 1964-69
 * Lewis, Kevin, DB, Northwestern Louisiana, 1990
 * Lewis, Ron, WR, Florida State, 1990
 * Lillywhite, Veri, HB, USC, 1948-51
 * Lind, Mike, FB, Notre Dame, 1963-64
 * Lindstrom, Chris, DT, Boston College, 1983
 * Lisbon, Don, HB, Bowling Green, 1963-64
 * Litter, Greg, DE, Iowa State, 1987
 * Livingston, Howie, HB, Fullerton J.C., 1950
 * Lockett, J.W., RB, Central (Okla.) State, 1961
 * Long, Tim, C, Memphis State, 1987
 * Looney, Jim, LB, Purdue, 1981
 * Lopasky, Bill, G, West Virginia, 1961
 * Lott, Ronnie, CB, USC, 1981-90
 * Loyd, Alex, E, Oklahoma State, 1950
 * Luna, Bob, HB, Alabama, 1955
 * Lyles, Lenny, HB, Louisville, 1959-60
 — M —
 * MacAfee, Ken, TE, Notre Dame, 1978-79
 * Macauley, John, OL, Stanford, 1984
 * Mackey, Dee, TE, East Texas State, 1960
 * Maderos, George, HB, Chico State, 1955-56
 * Magac, Mike, G, Missouri, 1960-64
 * Maloney, Norm, E, Purdue, 1948-49
 * Manley, Joe, LB, Mississippi State, 1953
 * Margerum, Ken, WR, Stanford, 1986-87
 * Martin, Bob, LB, Nebraska, 1979
 * Martin, Derrick, LB, San Jose State, 1987
 * Martin, Saladin, DB, San Diego State, 1981
 * Masini, Leonard, FB, Fresno State, 1947-48
 * Mason, Lindsey, T, Kansas, 1982
 * Matheson, Riley, G-LB, Texas Western, 1948
 * Mathews, Ned, HB, UCLA, 1946-47
 * Matthews, Clay, E, Georgia Tech, 1950, 1953-55
 * Matuszak, Marv, LB, Tulsa, 1957-58
 * Maurer, Andy, G, Oregon, 1976
 * McAlister, Ken, LB-S, San Francisco, 1983
 * McCann, Jim, P, Arizona State, 1971-72
 * McColl, Mitt, LB, Stanford, 1981-87
 * McCormick, Dave, T, LSU, 1966
 * McCormick, Tom, HB, Pacific, 1956
 * McCormick, Walt, C, USC, 1948
 * McCray, Willie, DE, Troy State, 1976
 * McElhenny, Hugh, HB, Washington, 1952-60
 * McFarland, Kay, HB, Colorado State, 1962-68
 * McGee, Willie, WR, Alcorn A&M, 1976
 * McGill, Ralph, CB, Tulsa, 1972-76
 * McHan, Lamar, QB, Arkansas, 1963
 * McIlhenny, Don, HB, Southern Methodist, 1961
 * McIntyre, Guy, G, Georgia, 1984-90
 * McIntyre, Jeff, LB, Arizona State, 1979
 * McKey, Billy, LB, Purdue, 1974
 * McKyer, Tim, CB, Texas-Arlington, 1986-89
 * McLemore, Dana, KR-CB, Hawaii, 1982-87
 * McNeil, Clifton, E, Grambling, 1968-69
 * Mellekas, John, G, Arizona, 1962
 * Mellus, John, T, Villanova, 1946
 * Melville, Dan, P, California, 1979
 * Mertens, Jerry, HB, Drake, 1958-65
 * Messer, Dale, HB, Fresno State, 1961-65
 * Meyers, Bob, FB, Stanford, 1952
 * Michalik, Art, G, St. Ambrose, 1953-54
 * Mike, Bob, T, UCLA, 1948-49
 * Mike-Mayer, Steve, K, Maryland, 1975-76
 * Mikolas, Doug, NT, Portland State, 1987
 * Miles, Searcy, QB, San Jose State, 1954-56
 * Millen, Matt, LB, Penn State, 1990
 * Miller, Clark, E, Utah State, 1962-68
 * Miller, Hal, T, Georgia Tech, 1953
 * Miller, Jim, P, Mississippi, 1980-82
 * Miller, Johnny, G, Livingston, 1977-78
 * Mira, George, QB, Miami (Fla.), 1964-68
 * Mitchell, Dale, LB, USC, 1976
 * Mitchell, Tom, TE, Bucknell, 1974-77
 * Mixon, Bill, HB, Georgia, 1953-54
 * Moegle, Dick, HB, Rice, 1955-59
 * Momsen, Bob, G, Ohio State, 1952
 * Monachino, Jim, HB, California, 1951
 * Monds, Wonder, DB, Nebraska, 1978
 * Monroe, Carl, RB-KR, Utah, 1983-87
 * Montana, Joe, QB, Notre Dame, 1979-90
 * Montgomery, Blanchard, LB, UCLA, 1983-84
 * Moore, Dean, LB, Iowa, 1978

- Moore, Eugene, RB, Occidental, 1969
 Moore, Jeff, RB, Jackson State, 1982-83
 Moore, Manfred, RB, USC, 1974-75
 Morgan, Joe, T, Southern Mississippi, 1949
 Morgan, Melvin, DB, Mississippi Valley State, 1979-80
 Moroski, Mike, QB, U.C. Davis, 1986
 Morrall, Earl, QB, Michigan State, 1956
 Morris, Dennis, LB, Oklahoma, 1958
 Morris, George, C, Georgia Tech, 1956
 Morrison, Dennis, QB, Kansas State, 1974
 Morton, Dave, LB, UCLA, 1979
 Morton, John, LB, Texas Christian, 1953
 Morze, Frank, C, Boston College, 1957-61
 Moten, Gary, LB, Southern Methodist, 1983
 Mudd, Howard, G, Hillsdale, 1964-69
 Myers, Chip, E, N.W. Oklahoma, 1967
- N —
- Nehemiah, Renaldo, WR, Maryland, 1982-84
 Nichols, Mark, LB, Colorado State, 1978
 Nicholson, Jim, T, Michigan State, 1981
 Nix, Jack, E, USC, 1950
 Nixon, Tory, CB, San Diego State, 1985-88
 Nomellini, Leo, T, Minnesota, 1950-63
 Norberg, Hank, E, Stanford, 1946-47
 Nordquist, Mark, G, Pacific, 1976
 Norton, Jim, T, Washington, 1965-66
 Norton, Ray, HB, San Jose State, 1960-61
 Nunley, Frank, LB, Michigan, 1967-70
- O —
- Obradovich, Jim, TE, USC, 1976
 Odom, Ricky, DB, USC, 1978
 O'Donahue, Pat, E, Wisconsin, 1952
 Olerich, Dave, E, San Francisco, 1967-68, 1972-73
 Olssen, Lance, T, Purdue, 1968-69
 Orosz, Tom, P, Ohio State, 1983
 Osborne, Clancy, LB, Arizona State, 1959-60
 Owen, Tom, QB, Wichita State, 1974-75
 Owens, James, WR, UCLA, 1979-80
 Owens, R.C., HB, College of Idaho, 1957-61
- P —
- Pace, Jim, HB, Michigan, 1958
 Palatella, Lou, G, Pittsburgh, 1955-58
 Paris, William (Bubba), T, Michigan, 1982-90
 Parker, Don, G, Virginia, 1967
 Parks, Dave, E, Texas Tech, 1964-67
 Parks, Limbo, G, Arkansas, 1987
 Parsons, Earle, HB, USC, 1946-47
 Patera, Dennis, K, Brigham Young, 1968
 Patterson, Reno, DE, Bethune-Cookman, 1987
 Patton, Ricky, RB, Jackson State, 1980-82
 Pavlich, Chuck, G, Muskegon High (Mich.), 1946
 Peets, Brian, TE, Pacific, 1981
 Penchion, Bob, T, Alcorn A&M, 1974-75
 Peoples, Woody, G, Grambling, 1968-77
 Perry, Joe, FB, Compton J.C., 1948-60, 1963
 Perry, Scott, S, Williams, 1980
 Phillips, Mel, DB, North Carolina A&T, 1966-76
 Pillers, Lawrence, DE, Alcorn A&M, 1980-84
 Pine, Ed, LB, Utah, 1962-64
 Plunkett, Jim, QB, Stanford, 1976-77
 Pollack, Frank, T-G, Northern Arizona, 1990
 Pollard, Darryl, CB, Weber State, 1987-90
 Poole, Bob, E, Clemson, 1964-65
 Powell, Charles, E, San Diego High (Calif.), 1952-53, 1955-57
 Powers, Jim, HB, USC, 1950-53
 Puddy, Harold, T, Oregon, 1948
 Puki, Craig, LB, Tennessee, 1980-81
 Putzier, Rollin, NT, Oregon, 1988
- Q —
- Quillan, Fred, C, Oregon, 1978-87
 Quilter, Chuck, T, Tyler J.C., 1949
- R —
- Raines, Mike, DT, Alabama, 1974
 Ramson, Eason, TE, Washington State, 1979-83
 Randle, Sonny, E, Virginia, 1967
- Randolph, Alvin, DB, Iowa, 1966-70, 1974
 Rasley, Rocky, G, Oregon State, 1976
 Rathman, Tom, FB, Nebraska, 1986-89
 Reach, Kevin, G, Utah, 1987
 Reed, Joe, QB, Mississippi State, 1972-74
 Reese, Archie, DE, Grambling, 1978-81
 Reid, Bill, C, Stanford, 1975
 Remington, Bill, C, Washington State, 1946
 Renfro, Dick, FB, Washington State, 1946
 Reynolds, Jack, LB, Tennessee, 1981-84
 Rhodes, Bruce, DB, San Francisco State, 1976
 Rhodes, Ray, CB, Tulsa, 1980
 Rice, Jerry, WR, Mississippi Valley State, 1985-90
 Richardson, Mike, CB, Arizona State, 1989
 Riddle, Elston, DE, Nevada-Reno, 1987
 Ridlon, Jim, HB, Syracuse, 1957-1962
 Riley, Preston, WR, Memphis State, 1970-72
 Ring, Bill, RB, Brigham Young, 1981-86
 Rivera, Steve, WR, California, 1976
 Roberson, Vern, DB, Grambling, 1978
 Roberts, C.R., FB, USC, 1959-62
 Roberts, Larry, DE, Alabama, 1986-90
 Robinson, Jimmy, WR, Georgia Tech, 1980
 Robnett, Ed, HB, Texas Tech, 1947
 Rock, Walter, T, Maryland, 1963-67
 Rodgers, Del, RB, Utah, 1987-88
 Rogers, Doug, DE, Stanford, 1986
 Rohde, Len, T, Utah State, 1960-74
 Romanowski, Bill, LB, Boston College, 1988-90
 Roskie, Ken, FB, South Carolina, 1946
 Rubke, Karl, C, USC, 1957-60, 1962-63, 1965
 Rucka, Leo, C, Rice, 1956
 Runager, Max, P, South Carolina, 1984-87
- S —
- Sabuco, Tino, C, San Francisco, 1949
 Sagely, Floyd, E, Arkansas, 1954-56
 Safata, Paul, E, USC, 1949-50
 Sandifer, Bill, DT, UCLA, 1974-76
 Sandifer, Dan, HB, LSU, 1950
 Sapolu, Jesse, G, Hawaii, 1983-90
 Sardisco, Tony, G, Tulane, 1956
 Saunders, John, DB, Toledo, 1974-75
 Satterfield, Alf, T, Vanderbilt, 1947
 Schabarum, Pete, HB, California, 1951, 1953-54
 Schiechl, John, C, Santa Clara, 1947
 Schmidt, Henry, T, USC-Trinity (Tex.), 1959-60
 Schreiber, Larry, RB, Tennessee Tech, 1971-75
 Scoggins, Eric, LB, USC, 1982
 Scotti, Ben, HB, Maryland, 1964
 Seaborn, Thomas, LB, Michigan, 1979-80
 Seal, Paul, TE, Michigan, 1977-79
 Sharkey, Ed, G, Duke-UN-Reno, 1955-56
 Shaw, Charles, G, Oklahoma State, 1950
 Shell, Todd, LB, Brigham Young, 1984-87
 Shelley, Jo Nathan, CB, Mississippi, 1987
 Sheriff, Stan, LB, Cal Poly-SLO, 1956-57
 Sherrard, Mike, WR, UCLA, 1989-90
 Shields, Billy, T, Georgia Tech, 1984
 Shoener, Hal, E, Iowa, 1948-50
 Shumann, Mike, R, Florida State, 1978-79, 1981
 Shumorn, Ron, LB, Wichita State, 1979
 Sieminski, Charlie, T, Penn State, 1963-65
 Siglar, Ricky, G-T, San Jose State, 1990
 Silas, Sam, DE, Southern Illinois, 1969-70
 Simpson, Mike, DB, Houston, 1970-72
 Simpson, O.J., RB, USC, 1978-79
 Singleton, Ron, T, Grambling, 1977-80
 Sitko, Emil, HB, Notre Dame, 1950
 Skaugstad, Daryle, DT, California, 1983
 Smerlas, Fred, NT, Boston College, 1990
 Smith, Charles, E, Abilene Christian, 1956
 Smith, Ernie, HB, Compton J.C., 1955-56
 Smith, George, C, California, 1947
 Smith, J.D., HB, North Carolina A&T, 1956-64
 Smith, Jerry, G, Wisconsin, 1952-53
 Smith, Noland, RB, Tennessee State, 1969
 Smith, Steve, E, Michigan, 1966-67
 Sneed, Norman, QB, Wake Forest, 1974-75

- * Sniadecki, Jim, LB, Indiana, 1969-73
- * Solomon, Freddie, WR, Tampa, 1978-85
- * Soltau, Gordy, E, Minnesota, 1950-58
- * Sparks, Dave, G, South Carolina, 1951
- * Spence, Julian, HB, Sam Houston, 1957
- * Spurrier, Steve, QB, Florida, 1967-75
- * Standlee, Norm, FB, Stanford, 1946-52
- * St. Clair, Bob, T, San Francisco-Tulsa, 1953-64
- * Steptoe, Jack, WR, Utah, 1978
- * Stevens, Mark, QB, Utah, 1987
- * Stickles, Monty, E, Notre Dame, 1960-67
- * Stidham, Howard, LB, Tennessee Tech, 1977
- * Stits, Bill, HB, UCLA, 1957-58
- * Stolhandske, Tom, LB, Texas, 1955
- * Stover, Jeff, DE, Oregon, 1982-88
- * Strickland, Bishop, FB, South Carolina, 1951
- * Strong, Jim, RB, Houston, 1970
- * Strzykalski, John, HB, Marquette, 1946-52
- * Stubbs, Daniel, DE, Miami (Fla.), 1988-89
- * Stuckey, Jim, DE, Clemson, 1980-85
- * Sullivan, Bob, HB, Holy Cross, 1948
- * Sullivan, John, S, California, 1987
- * Susoeff, Nick, E, Washington State, 1946-49
- * Sutro, John, T, San Jose State, 1962
- * Swinford, Wayne, DB, Georgia, 1965-67
- * Sydney, Harry, FB, Kansas, 1987-90

— T —

- Tanner, Hamp, T, Georgia, 1951
- Tausch, Terry, G, Texas, 1989
- Tautolo, Terry, LB, UCLA, 1980-81
- * Taylor, Bruce, CB, Boston U, 1970-77
- * Taylor, John, WR, Delaware State, 1986-90
- * Taylor, Roosevelt, S, Grambling, 1969-71
- Teresa, Tony, HB, San Jose State, 1958
- * Thomas, Aaron, E, Oregon State, 1961
- * Thomas, Chuck, C, Oklahoma, 1987-90
- * Thomas, Jimmy, RB, Texas-Arlington, 1969-73
- * Thomas, John, T, Pacific, 1958-67
- * Thomas, Lynn, DB, Pittsburgh, 1981-82
- * Thornton, Rupe, G, Santa Clara, 1946-47
- * Threadgill, Bruce, S, Mississippi State, 1978
- * Tidwell, Billy, HB, Texas A&M, 1954
- * Tillman, Spencer, HB, Oklahoma, 1990
- * Times, Ken, DT, Southern, 1980
- * Titchenal, Bob, E, San Jose State, 1946
- * Tittle, Y.A., QB, LSU, 1951-60
- * Toneff, Bob, T, Notre Dame, 1952, 1954-59
- * Trimble, Wayne, DB, Alabama, 1967
- * Tubbs, Jerry, LB, Oklahoma, 1958-59
- * Tucker, Bill, RB, Tennessee A&I, 1967-70
- * Tuiasosopo, Manu, DT, UCLA, 1984-86
- * Turner, Keena, LB, Purdue, 1980-90
- * Tyler, Wendell, RB, UCLA, 1983-86

— U —

None

— V —

- Van Doren, Bob, E, USC, 1953
- * Vanderbundt, Skip, LB, Oregon State, 1968-77
- Varajon, Mike, FB, Toledo, 1987
- * Vaughan, Ruben, DT, Colorado, 1979
- Vaught, Ted, E, Texas Christian, 1953
- Vetrano, Joe, HB, Southern Mississippi, 1946-49
- Vincent, Ted, DT, Wichita State, 1979-80

- Visger, George, DT, Colorado, 1980
- * Vollenweider, Jim, FB, Miami (Fla.), 1962-63

— W —

- Wagner, Lowell, HB, USC, 1949-53, 1955
- * Wallace, Bev, QB, Compton J.C., 1947-49
- * Wallace, Steve, T, Auburn, 1986-90
- * Walker, Elliott, RB, Pittsburgh, 1978
- * Walker, Val Joe, HB, Southern Methodist, 1957
- * Walls, Wesley, TE, Mississippi, 1989-90
- * Walter, Michael, LB, Oregon, 1984-90
- * Washington, Dave, LB, Alcorn A&M, 1975-76
- * Washington, Gene, WR, Stanford, 1969-77
- * Washington, Tim, CB, Fresno State, 1982
- * Washington, Vic, RB, Wyoming, 1971-73
- * Waters, Bob, QB, Presbyterian, 1960-64
- * Watson, John, T, Oklahoma, 1971-76
- * Waymer, Dave, DB, Notre Dame, 1990
- * Webb, Jimmy, DT, Mississippi State, 1975-80
- * Wells, Mike, TE, San Diego State, 1987
- * Wersching, Ray, K, California, 1977-87
- * West, Robert, WR, San Diego State, 1974
- * White, Bob, HB, Stanford, 1951-52
- * Wilcox, Dave, LB, Oregon, 1964-74
- * Wilkerson, Jerry, DE, Oregon State, 1980
- * Wilks, Greg, LB, Montana State, 1987
- * Willard, Ken, FB, North Carolina, 1965-73
- * Williams, Dave, RB, Colorado, 1977
- * Williams, Delvin, RB, Kansas, 1974-77
- * Williams, Gerard, DB, Langston, 1979-80
- * Williams, Herb, CB, Southern, 1980
- * Williams, Howie, HB, Howard, 1963
- * Williams, Jamle, TE, Nebraska, 1989-90
- * Williams, Joel, C, Texas, 1948
- * Williams, John, HB, USC, 1954
- * Williams, Newton, RB, Arizona State, 1982
- * Williams, Roy, T, Pacific, 1958-64
- * Williams, Vince, FB, Oregon, 1982-83
- * Williamson, Carlton, S, Pittsburgh, 1981-88
- * Wilson, Billy, E, San Jose State, 1951-60
- * Wilson, Jerry, LB, Auburn, 1960
- * Wilson, Jim, G, Georgia, 1965-66
- * Wilson, Mike, WR, Washington State, 1981-90
- * Windsor, Bob, E, Kentucky, 1967-71
- * Winston, Lloyd, FB, USC, 1962-63
- * Wismann, Pete, LB, St. Louis, 1949-52, 1954
- * Witcher, Dick, E, UCLA, 1966-73
- * Wittenborn, John, G, Southeast Missouri, 1958-60
- * Wittum, Tom, P, Northern Illinois, 1973-77
- * Woitt, John, DB, Mississippi State, 1968-69
- * Wondolowski, Bill, WR, Eastern Montana, 1969
- * Woods, Don, RB, New Mexico, 1980
- * Woodson, Abe, HB, Illinois, 1958-64
- * Woudenberg, John, T, Denver, 1946-49
- * Wright, Eric, CB, Missouri, 1981-90

— X —

None

— Y —

- Yonamine, Wally, HB, Farrington High (Hi.), 1947
- Young, Charlie, TE, USC, 1980-82
- * Young, Steve, QB, Brigham Young, 1987-90
- * Youngelman, Sid, T, Alabama, 1955
- Yowarsky, Walt, C, Kentucky, 1958

— Z —

- Zamlynsky, Zigmund, HB, Villanova, 1946

49ers' Draft Pre-1950

1947 AAFC

- Davis, Glenn
B, Army
1. LeForce, Clyde
B, Tusla, 6
 2. Wiese, Bob
B, Michigan, 14
 3. Duke, Paul
C, Georgia Tech, 22
 4. Samuel, Don
B, Oregon State, 30
 5. Satterfield, Alf
T, Vanderbilt, 38
 6. Zilly, John
E, Notre Dame, 46
 7. Knight, Gene (Red)
B, LSU, 54
 8. Malmberg, Charlie
T, Rice, 62
 9. Leonetti, Bob
G, Wake Forest, 70
 10. Broyles, Frank
QB, Georgia Tech, 78
 11. Tyree, Jim
E, Oklahoma, 86
 12. Robnett, Ed
B, Texas Tech, 94
 13. Slater, Walter
B, Tennessee, 102
 14. Wheeler, Earl
C, Arkansas, 110
 15. Proctor, Les
G, Texas, 118
 16. DeRogatis, Al
T, Duke, 126
 17. Tullos, Earl
T, LSU, 132
 18. Meeks, Bryant
C, South Carolina, 138
 19. Royston, Ed
G, Wake Forest, 144
 20. Burngardner, Max
E, Texas, 150

1948 AAFC

1. Scott, Joe
B, San Francisco, 5
3. Cason, Jim
B, LSU, 15

4. McCormick, Walt
C, USC, 23
6. Land, Fred
T, LSU, 32
7. O'Reilly, Phil
T, Purdue, 38
9. Luongo, Bill
B, Pennsylvania, 50
11. Steckroth, Bob
E, William & Mary, 62
12. Malinowski, Gene
C, Detroit, 70
13. Modzelski, Len
T, Scranton, 78
14. Rideout, Les
T, Bowling Green, 86
15. Olsonoski, Larry
T, Purdue, 94
16. Matulich, Wally
B, Mississippi State, 102
17. Ravensberg, Bob
E, Indiana, 110
18. Pritula, Bill
T, Michigan, 118
19. Fitzgerald, Art
B, Yale, 126
20. Barbolak, Pete
T, Purdue, 134
21. Loepfe, Dick
T, Wisconsin, 142
22. Heck, Bob
E, Purdue, 150
23. Lanhorne, Floyd
G, Texas Tech, 158
24. Bryant, Goble
B, Pennsylvania, 174
25. Talarico, Bill
B, Pennsylvania, 174
26. Marshall, Everett
T, Pennsylvania
27. Moss, Perry
B, Illinois, 190
28. Bell, Bill
QB, Muhlenberg, 198
29. Siegert, Herb
G, Illinois, 206
30. Williams, Frank
B, Utah State, 214

1949 AAFC SECRET SAN FRANCISCO

1. Stautner, Ernie
T, Boston College
2. Winkler, Jim
T, Texas A & M

1949 AAFC

1. Fritz, Chester
T, Missouri, 7
3. Lovuolo, Frank
E, St. Bonaventure, 20
4. De Nola, Mike
B, Scranton, 28
5. Brodnax, George
E, Georgia Tech, 36
6. Hamberger, John
T, So. Methodist, 44
7. Steigman, Dan
C, North Carolina, 52
8. Reid, Bernie
G, Georgia, 60
9. Wendt, Fred
B, Texas-El Paso, 68
10. Flowers, Dick
T, Alabama, 76
11. Lund, Bob
B, Tennessee, 84
12. Baker, Jon
G, California, 92
13. Reichert, Jim
G, Arkansas, 100
14. Garlin, Don
B, California, 106
15. Wismann, Pete
C, St. Louis
16. Hobbs, Homer
G, Georgia, 124
25. Schoultz, Paul
B, Miami (Ohio), 171
26. Kelly, Jack
T, Louisiana Tech, 176
27. Flanakin, Jasper
E, Baylor, 181
28. Smith, Rudy
T, Louisiana Tech, 186
29. Long, Gordon
B, Arkansas, 191

49ers' Initial Draft Selections (1950-PRESENT)

- 1950 Leo Nomellini (T) Minnesota
1951 Y.A.Tittle (QB) LSU#
1952 Hugh McElhenny (HB) Washington
1953 Harry Babcock (E) Georgia†
1954 Bernie Faloney (QB) Maryland
1955 Dick Moegle (HB) Rice
1956 Earl Morrall (QB) Michigan State
1957 John Brodie (QB) Stanford
1958 Jim Pace (HB) Michigan
1959 Dave Baker (HB) Oklahoma

1960 Monty Stickles (WR) Notre Dame
1961 Jim Johnson (HB) UCLA
1962 Lance Alworth (WR) Arkansas
1963 Kermit Alexander (RB) UCLA
1964 Dave Parks (WR) Texas Tech†
1965 Ken Willard (FB) North Carolina
1966 Stan Hindman (DE) Mississippi
1967 Steve Spurrier (QB) Florida
1968 Forrest Blue (C) Auburn
1969 Ted Kwalick (TE) Penn State

1970 Cedrick Hardman (DE) North Texas State
1971 Tim Anderson (S) Ohio State
1972 Terry Beasley (WR) Auburn
1973 Mike Holmes (DB) Texas Southern
1974 Wilbur Jackson (RB) Alabama
1975 Jimmy Webb (DE) Mississippi State
1976 Randy Cross (C) UCLA
1977 Elmo Boyd (WR) Eastern Kentucky
1978 Ken MacAfee (TE) Notre Dame
1979 James Owens (WR-RB) UCLA

1980 Earl Cooper (RB) Rice
1981 Ronnie Lott (DB) Southern California
1982 William "Bubba" Paris (T) Michigan
1983 Roger Craig (RB) Nebraska
1984 Todd Shell (LB) Brigham Young
1985 Jerry Rice (WR) Mississippi Valley State
1986 Larry Roberts (DE) Alabama
1987 Harris Barton (T) North Carolina
1988 Danny Stubbs (DE) Miami (Fla.)
1989 Keith DeLong (LB) Tennessee

1990 Dexter Carter (RB) Florida State
1991 Ted Washington (NT/DE) Louisville

Played for Baltimore in 1948-49-50 ... players of that defunct Colt franchise were placed in the NFL draft pool for 1951.

† NFL's No.1 Pick

49ers' All-Time NFL Draft

1950

(January 21-22, 1950)

(Drafted Alternately 9-10)

1. **NOMELLINI, LEO**
T, 6-3, 260, Minnesota
2. **CAMPORA, DON**
T, 6-3, 270, Pacific
3. **COLLINS, RAY**
T, 6-0, 230, LSU
4. **BAILEY, MORRIS**
E, 6-2, 215, Texas Christian
5. **KANE, HARRY**
C, 6-1, 215, Pacific
6. **VAN POOL, DON**
E, 6-3, 225, Oklahoma
7. **BERRY, LINDY**
B, 6-0, 180, Texas Christian
8. **WILLIAMS, ELLERY**
E, 6-2, 200, Santa Clara
9. **ZINACH, PETA**
B, 6-0, 190 West Virginia
10. **CELERI, BOB**
B, 5-10, 175, California
11. **DOW, HARLEY**
T, 6-2, 220, San Jose State
12. **BURKE, DON**
B, 6-0, 235, USC
13. **CECCONI, LOU**
B, 5-8, 171, Pittsburgh
14. **PAYNE, TOM**
E, 6-2, 200, Santa Clara
15. **GRAMPSEY, LEO**
E, 6-1, 195, St. Bonaventure
16. **SHAW, CHARLEY**
G, 6-3, 195, Oklahoma A&M
17. **VAN METER, CLIFF**
B, 6-1, 198, Tulane
18. **GENITO, RALPH**
B, 5-11, 180, Kentucky
19. **KLEIN, FORREST**
G, 6-0, 205, California
20. **NIX, JACK**
E, 6-2, 205, USC
21. **ALKER, GUERIN**
C, 6-1, 207, Loyola
22. **WILSON, BILLY**
E, 6-3, 198, San Jose State
23. **WILLIAMS, JIM**
E, 6-2, 185, Rice
24. **WYMAN, BILL**
T, 6-2, 220, Rice
25. **DUNN, BOB**
G, 6-2, 200, Dayton
26. **POWERS, JIM**
B, 6-0, 183, USC
27. **JOHNSON, KEN**
G, 6-3, 200, Pacific
28. **HALL, CHARLEY**
B, 6-1, 190, Arizona
29. **WHELAN, BOB**
B, 5-11, 175, Boston U.
30. **STILLWELL, BOB**
E, 6-0, 200, USC
31. **MIXON, BILL**
HB, 5-11, 197, Georgia
32. **Choice to Cleveland**
33. **STEERE, DICK**
T, 6-3, 225, Drake
34. **STRICKLAND, BISHOP**
HB, 5-10, 195, USC
35. **FORBES, DICK**
E, 6-2, 215, St. Ambrose
36. **ARENAS, JOE**
HB, 5-11, 180, Omaha
37. **VAN ALSTYNE, BRUCE**
E, 6-3, 205, Stanford
38. **FEHER, NICK**
G, 6-0, 220, Georgia
39. **JESSUP, BILL**
E, 6-1, 195, USC
40. **MONACHINO, JIM**
HB, 5-10, 190, California
41. **MARVIN, DICK**
E, 6-3, 190, Georgia Tech
42. **BERRY, REX**
B, 5-11, 180, Brigham Young
43. **SPARKS, DAVE**
G, 6-1, 228, South Carolina
44. **WHITE, BOB**
B, 5-11, 174, Stanford
45. **MICHALIK, ART**
G, 6-2, 225, St. Ambrose
46. **MURPHY, JIM**
T, 6-3, 240, Xavier
47. **PHILLIPS, JOHN**
B, 6-0, 178, Mississippi State
48. **TATE, AL**
T, 5-11, 210, Illinois
49. **BROWN, HARDY**
B, 6-0, 195, Tulsa
50. **WINSLOW, DWIGHT**
B, 6-3, 205, Boise J.C.
51. **BRUNSWALD, WALLY**
HB, 6-0, 170, Gustavus Adolphus
52. **KINSFORD, TOM**
B, 5-11, 180, Montana
53. **PETERSON, MIKE**
E, 6-1, 201, Denver
54. **CARPENTER, KEITH**
T, 6-3, 226, San Jose State
55. **LUNG, RAY**
G, 5-9, 209, Oregon
56. **ROHAN, JACK**
HB, 6-0, 185, Loras College
57. **GARNETT, S.P.**
T, 6-3, 215, Kansas
58. **FASKE, JERRY**
HB, 5-9, 190, Iowa

59. **BEASLEY, JIM**
C, 6-4, 215, Tulsa
60. **ROBISON, DON**
B, 6-1, 190, California
61. **SMITH, JERRY**
T, 6-1, 230, Wisconsin
62. **CHRISTIAN, GLEN**
HB, 5-10, 180, Idaho
63. **WEST, CARL**
B, 6-2, 214, Mississippi
64. **KIMMEL, J.D.**
T, 6-4, 245, Army - Houston
65. **SNYDER, FRED**
E, 6-1, 180, Loyola
66. **YEAGER, RUDY**
T, 6-3, 210, LSU
67. **SIMONS, FRANK**
E, 6-3, 195, Nebraska
68. **NORMAN, HALDO**
E, 6-3, 200, Gustavus Adolphus
69. **MEYERS, BOB**
B, 6-2, 185, Stanford
70. **BALDOCK, AL**
E, 6-2, 200, USC
71. **CAREY, BILL**
E, 6-4, 219, Michigan State
72. **TALARICO, SAM**
T, 6-0, 207, Indiana
73. **YATES, JESS**
E, 6-2, 190, LSU
74. **OFFIELD, GENE**
E, 5-11, 195, Hardin-Simmons
75. **COZAD, JIM**
T, 6-2, 215, Santa Clara
76. **GLAZIER, BILL**
E, 6-1, 189, Arizona
77. **KREUGER, RALPH**
T, 6-3, 225, California
78. **LAUGHLIN, HENRY**
B, 6-1, 200, Kansas
79. **KANE, DICK**
G, 6-3, 215, Cincinnati
80. **SCHAFF, WALDO**
T, 6-3, 210, Oklahoma A&M
81. **PALUMBO, JOE**
G, 5-10¹/₂, 205, Virginia
82. **MOSHER, CHUCK**
E, 6-3, 200, Colorado
83. **PATRICK, DICK**
C, 6-2, 215, Oregon

1953

(January 22, 1953)

(Drafted Alternately 9-8-7)

1. (A) Bonus Choice: **BABCOCK, HARRY**
E, 6-2, 196, Georgia
1. (B) **STOLHANDSKE, TOM**
E, 6-2, 210, Texas
2. **MORRIS, GEORGE**
C, 6-3, 235, Georgia Tech
3. **ST. CLAIR, BOB**
T, 6-7, 250, USF-Tulsa
4. **FULLERTON, ED**
B, 6-0, 205, Maryland
5. **MILLER, HAL**
T, 6-4, 240, Georgia Tech
6. **Choice to Chicago Bears**

1952

(January 17, 1952)

(Drafted Alternately 8-9)

1. **McELHENNY, HUGH**
HB, 6-1, 198, Washington
2. **TONEFF, BOB**
T, 6-2, 252, Notre Dame
3. **TIDWELL, BILLY**
HB, 5-9, 178, Texas A&M
4. **CAMPBELL, MARION**
T, 6-3, 245, Georgia
5. **O'DONAHUE, PAT**
E, 6-1, 205, Wisconsin

1951

(January 18-19, 1951)

(Drafted Alternately 2-3)

1. **TITTLE, Y.A.**
QB, 6-0, 190, LSU
2. **SCHABARUM, PETE**
HB, 5-11, 185, California

7. CARR, PAUL
B. 6-0, 205, Houston
8. HOGLAND, DOUG
T. 6-3, 225, Oregon State
9. LEDYARD, HAL
QB, 6-0 1/2, 185, UT-Chattanooga
10. BROWN, PETE
G. 6-2, 217, Georgia Tech
11. CHARLTON, AL
B. 5-11, 185, Washington State
12. LEACH, CARSON
G. 5-10, 218, Duke
13. EARLEY, BILL
B. 6-1, 198, Washington
14. FLETCHER, TOM
B. 6-0, 195, St. Mary's - Arizona State
15. GENTNER, CHARLEY
T. 6-2, 225, Texas
16. DURIG, FRED
B. 6-1, 200, Bowling Green
17. LATHAM, HUGH
T. 6-3, 225, San Diego State
18. WACHOLZ, STAN
E. 6-3 1/2, 200, San Jose State
19. DuCLOS, KING
E. 6-3, 218, Texas Western
20. HUIZINGA, RAY
T. 6-5, 230, Northwestern
21. BAHNSEN, KEN
B. 5-10, 200, North Texas State
22. ROBBINS, LAVERNE
G. 5-11 1/2, 225, Midwestern
23. HUNT, TRAVIS
T. 6-1, 220, Alabama
24. MORGAN, ED
B. 6-1, 195, Tennessee
25. STOCKERT, ERNIE
E. 6-6, 220, UCLA
26. COOPER, HARLEY
B. 6-1, 195, Arizona State
27. MCGLEDD, RALPH
E. 6-4, 205, LSU
28. NOVIKOFF, TOM
B. 6-0, 195, Oregon
29. STILLWELL, DON
E. 6-1, 180, USC
30. No pick as result of BONUS CHOICE

1954

(January 28, 1954)
(Drafted 10th)

1. FALDNEY, BERNIE
QB, 6-1, 190, Maryland
2. RUCKA, LEO
G. 6-3, 225, Omaha
3. KORCHECK, STEVE
C. 6-1, 205, George Washington
4. BOXHOLD, CHARLIE
HB, 5-11, 186, Maryland
5. MINCEVICH, FRANK
G. 6-2, 245, South Carolina
6. SAGELY, FLOYD
E. 6-1, 187, Arkansas
7. YOUNGELMAN, SID
T. 6-3, 247, Alabama
Choice to Cleveland
9. CONNOLLY, TED
G. 6-3, 230, Santa Clara-Tulsa

10. GOSS, DON
T. 6-5, 260, SMU
11. SKOCKO, JOHN
E. 6-3, 220, USC
12. EASTERWOOD, HAL
C. 6-0, 195, Mississippi State
13. WILLIAMS, MORGAN
G. 6-1 1/2, 195, Texas Christian
14. WILLIAMS, SAM
HB, 6-1, 190, California
15. PALUMBO, SAM
G. 6-2, 220, Notre Dame
16. FIVEASH, BOBBY
HB, 5-11, 185, Florida State
17. KAJITZ, KARL
T. 6-2, 245, Texas Tech
18. KAY, MORRIS
E. 6-2, 204, Kansas
19. EDMISTON, BOB
T. 6-2, 255, Temple - Michigan State
20. DIPIETRO, FRANK
B. 6-1, 197, Georgia
21. ALSUP, HOWARD
T. 6-4, 230, Middle Tennessee State
22. REYNOLDS, RALPH
B. 6-0, 186, North Texas State
23. FENSTEMAKER, LEROY
QB, 6-2, 205, Rice
24. DANIELS, JERRY
T. 6-1, 230, Tennessee Tech
25. PLATT, JOHN
FB, 5-2, 215, Elon - Kentucky
26. BELLO, PETE
C. 6-0, 205, Pasadena City College
27. BAKER, ED
G. 6-1 1/2, 225, Omaha
28. GAFBRECHT, BOB
FB, 6-1, 205, Rice
29. DUNN, TED
B. 6-1, 200, Murray State - Washington (Missouri)
30. FOLKS, DON
E. 6-2, 210, Houston

1955

(January 27-28, 1955)
(Drafted Alternately 8-9)

1. MOEGLE, DICK
HB, 6-0, 180, Rice
2. MOFZE, FRANK
T. 6-1, 245, Boston College
3. HARDY, CARROLL
HB, 6-0, 185, Colorado
4. HAZELTINE, MATT
C. 6-2, 201, California
5. KRAEMER, ELDRED
T. 6-3, 235, Pittsburgh
6. LUMA, BOBBY
HB, 5-11, 183, Alabama
7. DEAN, JOHN
QB, 6-1, 195, VPI
- † 8. MEYERS, FRED
QB, 6-2, 205, Oklahoma
- † 9. PREZIOSO, FRED
T. 6-2, 245, Purdue
10. ASHBACHER, RON
E. 6-3, 220, Oregon State
11. RATELLA, RUDY
E. 6-3 1/2, 215, Omaha

- † 12. PALATELLA, LOU
T. 6-2, 230, Pittsburgh
13. GASKELL, RICHIE
E. 6-2, 195, George Washington
14. McKEITHAN, NICK
HB, 6-1, 195, Duke
15. HESS, BURDETTE
G. 6-0, 220, Idaho
16. HALL, JIM
E. 6-2, 195, Auburn
17. NEWTON, BOB
G. 6-2, 220, San Diego State
18. PHEISTER, RON
E. 6-2, 210, Oregon
19. GARZOLI, JOHN
T. 6-7, 265, California
20. DYER, GLEN
QB, 6-5, 200, Texas
21. MADEROS, GEORGE
E. 6-1, 195, Chico State
22. VANN, PETE
QB, 6-1, 189, Army
- † 23. GUNNARI, TOM
T. 6-2, 220, Washington State
24. HEASTON, BOB
G. 6-2, 222, Cal Poly - SLO
25. WADE, DEWEY
E. 6-1, 225, Kansas State
26. KERR, JOHNNY
E. 6-0, 170, Purdue
- † 27. SHOCKEY, DICK
G. 6-2, 210, Marquette
28. SANDERS, DON
HB, 6-0, 185, Stanford
- † 29. KNIEBINGER, OTTO
T. 6-2, 230, Penn State
- † 30. GONGOLA, BOB
QB, 6-3, 180, Illinois

1956

(Nov. 29, 1955/Jan. 19, 1956)
(Drafted Alternately 1-2)

1. MORRALL, EARL
QB, 6-1, 190, Michigan State
2. BOSLEY, BRUCE
T. 6-2, 240, West Virginia
3. HERCHMAN, BILL
T. 6-2, 249, Texas Tech
4. PAJACZKOWSKI, FRANK
HB, 6-0, 187, Richmond
5. Choice to Los Angeles
6. SARDISCO, TONY
G-LB, 6-2, 210, Tulane
- † 7. BARNES, LARRY
FB, 6-1, 215, Colorado A&M
8. SMITH, CHARLES
E. 6-2, 200, Abilene Christian
9. COX, JIM
E. 6-3, 190, Cal Poly - SLO
10. ZALESKI, JERRY
HB, 5-10, 195, Colorado A&M
11. PELL, STEWART
T. 6-4, 225, North Carolina
12. SWEDBERG, ROGER
TE, 6-1, 220, Iowa
13. MOODY, RALPH
HB, 6-0, 195, Kansas
- † 14. OWENS, R. C.
E. 6-3, 205, College of Idaho
15. (A) HENDERSON, REED
G-T, 6-2, 235, Utah State

15. (B) **BOYD, GENE**
(Choice from Pittsburgh)
HB, 6-0, 200, Abilene Christian
16. **HERRING, GEORGE**
QB, 6-3, 200, Mississippi Southern
17. **WEIS, RICHARD**
T, 6-1, 230, Mississippi
- †18. **YELVERTON, BILLY**
TE, 6-4, 215, Mississippi
19. **ARRIGONI, PETE**
HB, 6-0, 185, Arizona
20. **SCARBROUGH, BOB**
C-G, 6-1, 210, Auburn
21. **JOYNER, L.C.**
HB-E, 6-1, 185, Contra Costa J.C.
22. **WESSMAN, CLARENCE**
E, 6-3, 235, San Jose State
23. **MONROE, MIKE**
HB, 6-1, 205, Washington
25. **WALLACE, ED**
G, 6-3, 260, San Diego J.C.
25. **GOAD, PAUL**
HB, 6-0, 200, Abilene Christian
26. **LOUDD, ROMMIE**
E, 6-0, 215, UCLA
27. **GUSTAFSON, JERRY**
QB, 6-2, 190, Stanford
- †28. **DREW, JERRY**
FB, 5-10, 195, California
29. **BENSON, DEAN**
E, 6-3, 195, Willamette
- †30. **MITCHELL, BOB**
G-T, 6-0, 204, Puget Sound

- †15. **KAISER, EARL**
HB, 6-0, 190, Houston
16. **KRISTOPAITIS, VIC**
FB, 6-2, 205, Dayton
17. **KUHN, DAVE**
C-LB, 6-1, 220, Kentucky
18. **GUY, RICHARD**
G, 6-3, 225, Ohio State
19. **BABB, GENE**
FB, 6-2, 210, Austin
20. **DeLOACH, SID**
G, 6-1, 220, Duke
21. **WILCOX, FRED**
HB, 6-1, 185, Tulane
22. **TRIPP, PAUL**
T, 6-3, 240, Idaho State
23. **THOMAS, JOHN**
E, 6-5, 215, Pacific
24. **LADNER, JOHN**
E, 6-2, 205, Wake Forest
25. **MEYER, RAY**
FB, 5-11, 210, Lamar Tech
- †26. **TOPPING, TOM**
T-G, 6-2, 215, Duke
27. **VICIC, DON**
FB, 6-1, 210, Ohio State
28. **CURTIS, BILL**
HB, 6-3, 180, Texas Christian
29. **HALLBECK, VERN**
LB, 6-2, 213, Texas Christian
30. **PARKS, GEORGE**
QB, 6-2, 205, Lamar Tech

15. **Choice to Detroit**
16. **SHIRKEY, GEORGE**
T, 6-4, 250, Stephen F. Austin
17. **WHITTENBORN, JOHN**
T, 6-3, 238, SE Missouri St.
18. **MORRIS, DENNIS**
G-LB, 6-1, 230, Oklahoma
19. **MUSHATT, RANNIE**
G, 6-4, 244, Grambling
20. **MERTENS, JERRY**
E, 6-0, 185, Drake
21. **CHRISTIAN, DON**
HB, 6-0, 190, Arkansas
22. **HARTMAN, BRUCE**
T, 6-0, 245, Luther College
23. **FIELDS, LARRY**
HB, 6-0, 200, Utah
- †24. **MACKEY, DEE**
E, 6-5, 227, E. Texas St.
25. **KAUZMAREK, BILL**
C, 6-0, 225, SW Missouri St.
- †26. **HILL, HILLARD**
E, 6-1, 188, USC
27. **WIUCKI, BOB**
E, 6-3, 225, Notre Dame
28. **WARREN, GARLAND**
C, 6-1, 225, No. Texas St.
29. **HODGES, HERMAN**
HB, 6-2, 210, Sam Houston
- †30. **STAHURA, TED**
T, 6-0, 250, Pittsburgh State

1957

(November 27, 1956)

(Drafted 2nd)

1. **BRODIE, JOHN**
QB, 6-1, 195, Stanford
2. **WOODSON, ABE**
HB, 5-11, 188, Illinois
3. **Choice to Los Angeles**
4. (A) **RIDLON, JIM**
HB, 6-1, 195, Syracuse
4. (B) **SANDUSKY, MIKE**
(Choice from Chicago Cardinals)
G, 5-11, 228, Maryland
5. **RUBKE, KARL**
C, 6-4, 235, USC
6. (A) **HUNTER, JIM**
HB, 6-0, 195, Missouri
6. (B) **RHODES, BILL**
(Choice from Philadelphia)
HB, 6-0, 200, Western State
- †7. **DUGAN, FRED**
E, 6-3, 195, Dayton
8. **PITTS, ERNIE**
E, 6-2, 190, Denver
- †9. **BRUECKMAN, CHARLES**
C-LB, 6-2, 218, Pittsburgh
- †10. **HURST, JERRY**
T, 6-7, 240, Middle Tennessee
- †11. **DAVIS, TOM**
HB, 6-2, 205, LSU
- †12. **SINGTON, FRED**
T-G, 6-1, 225, Alabama
13. **MACKEY, CHARLES**
E, 6-4, 190, Arizona State
14. **WARZEKA, RON**
T, 6-3, 235, Montana State

1958

(Dec. 2, 1957/Jan. 28, 1958)

(Drafted Alternately 8-9)

1. (A) **PACE, JIM**
(Choice from Pittsburgh)
HB, 6-0, 195, Michigan
1. (B) **KRUEGER, CHARLES**
T, 6-4, 230, Texas A&M
- †2. **NEWMAN, BOB**
QB, 6-2, 190, Washington State
3. **HOPPE, BOB**
HB, 6-0, 190, Auburn
4. **VARONE, JOHN**
HB, 5-11, 190, Miami (Fla.)
5. **ATKINS, BILL**
HB, 6-1, 200, Auburn
6. **SCHMIDT, HENRY**
T, 6-4, 245, Trinity College
7. **Choice to Detroit**
8. (A) **MILLS, RON**
HB, 6-1, 180, West Texas State
8. (B) **BURTON, LEON**
(Choice from Chicago Cardinals)
HB, 5-9, 170, Arizona State
9. **TROUTMAN, GEORGE**
C, 6-4, 260, Capitol (Ohio)
- †10. **HECKMAN, VEL**
T, 6-0, 230, Florida
- †11. **WHARTON, ROBERT**
T, 6-2, 238, Houston
12. **WILLIAMS, PETE**
T, 6-1, 225, Lehigh
13. (A) **DUKES, HAROLD**
E, 6-2, 225, Michigan State
13. (B) **YORE, JAMES**
(Choice from Pittsburgh)
FB, 6-2, 225, Indiana
14. **FIELDS, MAX**
HB, 5-10, 185, Whittier College

1959

(Dec. 2, 1958/Jan. 22, 1959)

(Drafted 6th)

1. (A) **BAKER, DAVE**
HB, 6-0, 190, Oklahoma
1. (B) **JAMES, DAN**
(Choice from Pittsburgh)
C, 6-2, 250, Ohio State
2. **HARRISON, BOB**
LB, 6-2, 227, Oklahoma
3. **DOVE, EDDIE**
HB, 6-2, 183, Colorado
4. **CLARK, MONTE**
DT, 6-6, 260, USC
5. **GEREMIA, FRANK**
T, 6-3, 245, Notre Dame
6. **BAVARO, WALLY**
T, 6-4, 245, Holy Cross
- †7. (A) **COLCHICO, DAN**
E, 6-4, 225, San Jose State
7. (B) **ROGERS, DON**
(Choice from Chicago Cardinals)
LB, 6-2, 245, South Carolina
8. **AKIN, LEWIS**
E, 6-4, 210, Vanderbilt
9. **GREEN, ROBERT**
HB, 5-11, 175, Florida
10. **NAGURSKI, BRONKO**
T, 6-2, 225, Notre Dame
11. **HAYS, JACK**
HB, 6-2, 190, Trinity College
12. **KORUTZ, BILL**
C, 6-2, 250, Dayton
13. **LOPASKY, BILL**
G, 6-2, 235, West Virginia
14. **DUKES, MICHAEL**
FB-LB, 6-3, 218, Clamson
15. **BELLAND, JOE**
HB, 5-10, 182, Arizona State
16. **COOK, BOB**
HB, 6-3, 185, Idaho State

17. **JURCZAK, JEROME**
C, 6-2½, 220, St. Benedict's
18. **COWLEY, JACK**
T, 6-2, 210, Trinity College
- †19. **OSBORNE, TOM**
HB, 6-3, 195, Hastings
(Nebraska)
- †20. **DEESE, TOBY**
T, 6-2, 222, Georgia Tech
21. **CARR, LUTHER**
HB, 5-10, 185, Washington
22. **McQUEEN, BURNIO**
E, 6-3, 200, North Carolina
A&T
23. **DOLLAHAN, BRUCE**
T, 6-3, 225, Illinois
24. **CHUDY, CRAIG**
E, 6-3, 200, UCLA
- †25. **GEE, ROY**
G, 6-2, 200, Trinity College
26. **YOUNG, ED**
E, 6-2, 215, Louisville
27. **SEMENKO, MEL**
T, 6-2, 220, Colorado
28. **McCLUSKEY, MIKE**
HB, 6-0, 185, Washington
29. **BOLTON, JACK**
T, 6-3, 235, Puget Sound
30. **CARTER, LOWELL**
E-LB, 6-3, 230, Denver

1960

(November 30, 1959)

(Drafted Alternately 10-11)

1. **STICKLES, MONTY**
E, 6-3, 232, Notre Dame
- †2. (A) **KAMMERER, CARL**
LB, 6-3, 237, Pacific
2. (B) **MAGAC, MIKE**
(Choice from Washington)
G, 6-2, 225, Missouri
3. **BREEDLOVE, ROD**
C-LB, 6-2, 215, Maryland
4. **NORTON, RAY**
HB, 6-2, 184, San Jose State
5. **ROHDE, LEN**
T, 6-4, 235, Utah State
6. **MURCHISON, OLA**
E, 6-3, 211, Pacific
7. **WATERS, BOB**
QB, 6-2, 188, Presbyterian
8. (A) **MATHIS, BILL**
(Choice from Washington)
HB, 6-1, 200, Clemson
8. (B) **FUGLER, MAX**
C-LB, 6-2, 224, LSU
9. **WASDEN, BOB**
C-LB, 6-2, 220, Auburn
10. **BRANCH, MEL**
E, 6-2, 220, LSU
11. (A) **PITTS, ED**
(Choice from Pittsburgh)
T, 6-2, 230, South Carolina
- †11. (B) **HANSEN, ERNEST**
C, 6-4, 250, Arizona State
12. **WILLIAMS, JIM**
T, 6-1, 255, North Carolina
College
- †13. **HINSHAW, DEAN**
T, 6-5, 240, Idaho State
14. **CAMPBELL, GARY**
QB, 6-0, 199, Whittier
15. **DOWDLE, MIKE**
FB-LB, 6-4, 225, Texas

16. **HEINEKE, JIM**
T, 5-2, 230, Wisconsin
17. **GUNSOLIN, AUSTIN**
HE, 6-3, 205, Baylor
18. **ROBINSON, CARL**
T, 5-5, 245, South Carolina
State
19. **PATE, BOBBY**
HE, 6-0, 175, Presbyterian
20. **WOODWARD, JIM**
T, 6-5, 228, Lamar Tech

1961

(Dec. 27-28, 1960)

(Drafted Alternately 9-10)

1. (A) **JOHNSON, JIMMY**
(Choice from Pittsburgh)
HB, 6-2, 184, UCLA
1. (B) **CASEY, BERNIE**
FB, 6-4, 215, Bowling Green
1. (C) **KILMER, BILL**
(Choice from New York via
Baltimore)
QB, 6-0, 190, UCLA
2. **LAJES, ROLAND**
C-T, 6-4, 245, Wichita
3. **COOPER, BILL**
FB, 6-2, 215, Muskingum
4. (A) **THOMAS, AARON**
(Choice from Pittsburgh)
E, 6-3, 208, Oregon
4. (B) **MESSER, DALE**
HB, 5-10, 175, Fresno
5. (A) **McCREARY, BOB**
T, 6-5, 250, Wake Forest
- †5. (B) **MILLER, CLARK**
(Choice from Dallas)
T, 6-5, 245, Utah State
- †6. **McLLELLAN, MIKE**
HB, 6-0, 185, Oklahoma
7. **PUDFIN, RAY**
HB, 6-0, 185, Northwestern
8. **PLUMLEY, NEILL**
T, 6-6, 240, Oregon State
- †9. (A) **DONDHUE, LEON**
(Choice from Pittsburgh)
T, 6-4, 245, San Jose State
9. (B) **HIINO, EVERISTO**
T, 6-4, 243, E. Texas State
10. **HYNES, PAUL**
HB, 5-0, 210, Louisiana Tech
11. **PARILLI, TONY**
LB, 6-1, 220, Illinois
- †12. **COFFEY, DON**
E, 6-2, 190, Memphis State
13. (A) **HACKLER, TOMMY**
(Choice from Pittsburgh)
E, 6-4, 217, Tennessee
- †13. (B) **FINCKE, JULIUS**
T, 6-3, 260, McNeese State
14. **WORRELL, BILL**
T, 6-2, 240, Georgia
- †15. **SAMS, BOB**
T, 6-2, 250, Central State
(OK)
16. **FULLER, CHARLIE**
HB, 5-11, 170, San Francisco
State
17. **JEWELL, TOM**
G, 6-1, 240, Idaho State
- †18. **McFARLAND, KAY**
E-HB, 6-2, 180, Colorado State
19. **SIMPSON, TOM**
C-DT, 6-3, 245, Davidson

20. **PEERY, JERRY**
G-DT, 6-3, 245, Central State
(OK)

1962

(December 4, 1961)

(Drafted 8th)

1. **ALWORTH, LANCE**
HB, 6-0, 180, Arkansas
2. **PINE, ED**
LB, 6-4, 230, Utah
3. **ADAMS, BILLY RAY**
FB, 6-2, 215, Mississippi
- †4. (A) **DEAN, FLOYD**
LB, 6-4, 245, Florida
- †4. (B) **SIEMINSKI, CHARLIE**
(Choice from Dallas)
DT, 6-4, 245, Penn State
5. (A) **WOODS, TED**
(Choice from St. Louis Cardinals)
HB, 6-1, 184, Colorado
- †5. (B) **LIND, MIKE**
FB, 6-2, 215, Notre Dame
6. (A) **LUHNOW, KEITH**
(Choice from Washington)
FB, 6-3, 220, Santa Ana J.C.
6. (B) **BROWN, JERRY**
(Choice from Pittsburgh)
G, 6-1, 230, Mississippi
6. (C) **WINTER, BILL**
G, 6-1, 235, West Virginia
7. **BURRELL, JOHN**
E, 6-3, 190, Rice
8. **VOLLENWEIDER, JAMES**
HB-FB, 6-1, 210, Miami (Fla.)
9. **ROBERTS, JIM**
T, 6-3, 240, Mississippi
10. **COUSTILLAC, REGIS**
C, 6-2, 224, Pittsburgh
11. **JEPSON, LARRY**
C, 6-5, 230, Furman
12. **McPIKE, MILTON**
E, 6-2, 225, Kirksville Teachers
13. **PIEROVICH, GEORGE**
LB-FB, 6-2, 225, California
14. **EASTERLY, DICK**
DB, 5-11, 185, Syracuse
15. **OSBORNE, RAY**
T, 6-6, 235, Mississippi State
16. **FRANK, RON**
T, 6-6, 232, So. Dakota State
17. **FOLTZ, WALLY**
E, 6-3, 218, De Pauw
18. **BROWN, GARY**
T, 6-2, 239, Illinois
19. **BURTON, BOB**
T, 6-2, 250, Murray State
20. **McFARLAND, ROGER**
DB, 6-1, 183, Kansas

1963

(December 3, 1962)

(Drafted Alternately 8-7)

1. **ALEXANDER, KERMIT**
HB, 5-11, 185, UCLA
2. **ROCK, WALTER**
OT-DT, 6-5, 240, Maryland
3. **LISBON, DON**
HB, 6-0, 190, Bowling Green
4. (A) **Choice to Chicago**
- †4. (A) **ROSDAHL, HARRISON**
(Choice from Philadelphia)
G, 6-4, 245, Penn State

4. (B) **CAMPBELL, HUGH**
(Choice from Washington)
E, 6-1, 184, Washington State
- †5. (A) **BURKE, VERN**
E, 6-4 1/2, 201, Oregon
- †5. (B) **PILOT, JIM**
(Choice from Pittsburgh)
FB, 6-1, 205, New Mexico State
5. (C) **MOELLER, GARY**
(Choice from Chicago)
LB, 6-1, 224, Ohio State
6. **EMERICK, PAT**
LG, 6-2, 238, Western Michigan
7. **DeCOURLEY, ERNEST**
DT, 6-6, 250, Moorehead State
- †8. **LOCKE, ROGER**
E, 6-2, 185, Arizona State
- †9. **MACZUZAK, JOHN**
T, 6-5, 245, Pittsburgh
10. **LOPOUR, DICK**
HB, 6-2, 214, Huron
11. **SHAFER, STEVE**
QB, 6-0, 185, Utah State
12. **DENTON, ROBERT**
T, 6-2, 240, Mississippi State
13. **SCHULTZ, DICK**
T, 6-3, 240, Ohio University
14. **TOBIN, BILL**
HB, 5-11, 210, Missouri
- †15. **ROSS, OLLIE**
FB, 6-0, 215, West Texas State
16. **BOGDALEK, JIM**
DT, 6-4, 245, Toledo
17. **REED, KEN**
G, 8-0, 230, Tulsa
- †18. **SELLERS, JOHN**
T, 6-2, 220, Bakersfield J.C.
19. **PRICE, BOB**
G, 6-1, 230, North Texas State
20. **DAVIS, DON**
B, 5-11, 220, McMurry

1964

(December 2, 1963)
(Drafted 1st)

1. **PARKS, DAVE**
E, 6-2, 195, Texas Tech
2. **MIRA, GEORGE**
QB, 5-11, 183, Miami (Fla.)
3. **WILCOX, DAVE**
LB, 6-3, 230, Oregon
- †4. **WILSON, JAMES**
G, 6-3, 244, Georgia
5. **JOHNSON, RUDY**
FB, 5-11, 200, Nebraska
- †6. **LEWIS, GARY**
FB, 6-2 1/2, 227, Arizona State
7. **CLARKE, HAGWOOD**
DB, 6-0, 196, Florida
- †6. (A) **DAUGHERTY, BOB**
HB, 6-2, 185, Tulsa
8. (B) **POOLE, BOB**
(Choice from Washington)
TE, 6-4, 216, Clemson
9. **MUDD, HOWARD**
G, 6-3, 237, Hillsdale
- †10. **POLSER, FRED**
T, 6-5, 235, East Texas State
11. **ALMQUIST, DENNIS**
G, 6-1, 218, Idaho
- †12. **LONG, JIM**
FB, 6-1, 202, Fresno State

13. **BROWN, ROBERT**
DT, 6-5, 263, Arkansas A&M
14. **BEARD, ED**
T, 6-2, 235, Tennessee
15. **GRIFFIN, JAMES**
E, 6-3 1/2, 230, Grambling
- †16. **GORDON, CORNELL**
DB, 5-11, 180, North Carolina A&T
- †17. **BRUSVAN, KEN**
T, 6-4, 223, Oregon State
- †18. **COLE, JERRY**
E, 6-4, 215, Southwest Texas State
19. **RAWSON, LARRY**
B, 5-11, 209, Auburn
20. **BAKER, GENE**
G, 6-1, 235, Whitworth

1965

(November 28, 1964)
(Drafted 2nd)

1. (A) **WILLARD, KEN**
FB, 6-2, 230, North Carolina
1. (B) **DONNELLY, GEORGE**
(Choice from Cleveland)
DB, 6-3, 202, Illinois
2. **CERNE, JOE**
C, 6-2, 237, Northwestern
3. (A) **SCHWEICKERT, BOB**
(Choice from N.Y. Giants)
HB, 6-1, 191, Virginia Poly
3. (B) **NORTON, JIM**
T, 6-4, 247, Washington
3. (C) **CHAPPLE, JACK**
(Choice from Baltimore)
LB, 6-2, 225, Stanford
- †4. **TODD, LARRY**
FL, 6-1, 190, Arizona State
- †5. **McCORMICK, DAVE**
T, 6-6, 250, LSU
6. Choice to Cleveland
7. Choice to Green Bay
8. Choice to Minnesota
9. **SWINFORD, WAYNE**
DB, 6-0 1/2, 185, Georgia
- †10. **CAPPADONA, ROBERT**
HB, 6-2, 225, Northeastern
- †11. **MASS, STEVE**
T, 6-2, 270, Detroit
- †12. **PLUMP, DAVE**
HB, 6-0, 190, Fresno State
13. **SCHUMACHER, GREG**
LB, 6-3, 230, Illinois
14. **ANDRUSKI, FRANK**
DB, 6-0, 185, Utah
15. **PABIAN, JOE**
T, 6-3, 270, West Virginia
- †16. **HETTEMA, DAVE**
T, 6-3 1/2, 230, New Mexico
17. **FRKETCH, LEN**
E, 6-3, 220, Oregon State
- †18. **STANDRIDGE, LEON**
E, 6-3, 220, San Diego State
19. **FORD, DALE**
QB-DB, 6-1, 200, Washington State
- †20. **DUNCAN, DENNIS**
HB, 6-1, 200, Louisiana College

1966

(November 27, 1966)
(Drafted Alternately 10-11)

1. **HINDMAN, STAN**
DE-G, 6-3, 235, Mississippi
- †2. **WINDSOR, BOB**
E, 6-4, 224, Kentucky
3. (A) **RANDOLPH, ALVIN**
(Choice from Dallas)
DB, 6-2, 193, Iowa
3. (B) **BLAND, DAN**
DB, 5-11, 190, Mississippi State
- †4. **PARKER, DON**
G, 6-3, 240, Virginia
5. (A) **PHILLIPS, MEL**
(Choice from Dallas)
DB, 6-0, 190, North Carolina A&T
5. (B) **SMITH, STEVE**
TE, 6-5, 240, Michigan
6. **JOHNSON, CHARLES**
DT, 6-2, 265, Louisville
7. Choice to Baltimore
8. **WITCHER, DICK**
E, 6-3, 210, UCLA
9. **KRAMER, KENT**
TE, 6-5, 235, Minnesota
10. **SBRANTI, RON**
LB, 6-2, 228, Utah
11. **RIDLEHUBER, PRESTON**
DB, 6-2, 195, Georgia
12. **LOEBACH, LYALL**
G, 6-5, 248, Simpson
- †13. **JACKSON, JIM**
DB, 5-11, 185, Western Illinois
- †14. **COLLETT, ELMER**
G, 6-4, 225, San Francisco State
- †15. **SAFFOLD, S.T.**
E, 6-3, 205, San Jose State
16. **LeCLAIR, JIM**
QB, 6-1, 195, C.W. Post
17. **BRELAND, JIM**
G, 6-2, 230, Georgia Tech
- †18. **PARSON, RON**
E, 6-5, 240, Austin Peay
- †19. **FITZGERALD, DICK**
T, 6-1, 250, Nebraska
20. **WALKER, WILLIE**
LB, 6-3, 220, Baylor

1967

(March 14, 1967)
(Drafted alternately 11-13)

1. (A) **SPURRIER, STEVE**
(Choice from Atlanta)
QB, 6-2, 203, Florida
1. (B) **BANASZEK, CAS**
LB, 6-3, 245, Northwestern
2. **HOLZER, TOM**
T, 6-4, 248, Louisville
3. (A) **NUNLY, FRANK**
(Choice from Pittsburgh)
LB, 6-2, 230, Michigan
3. (B) **TUCKER, BILL**
HB, 6-2, 232, Tennessee A&I
4. **TRIMBLE, WAYNE**
DB, 6-3, 205, Alabama
5. Choice to Atlanta
6. **CUNNINGHAM, DOUG**
HB, 5-11, 185, Mississippi

7. JACKSON, MILT
DB, 6-3, 185, Tulsa
8. JOHNSON, WALTER
LB, 6-4, 235, Tuskegee
9. BRIGGS, BOB
T, 6-3, 248, Heidelberg
10. MYERS, PHIL (Chip)
FL, 6-4, 185, Northwest
Oklahoma
11. CARMANN, KEN
DT, 6-4, 265, Kearney
(Nebraska)
12. HALL, JAMES
LB, 6-3, 230, Tuskegee
13. GIBBS, RICH
DB, 6-1, 187, Iowa
14. LeBLANC, DALTON
FL, 5-11, 175, Northeast
Louisiana
15. SPENCER, CLARENCE
FL, 6-4, 200, Louisville
16. TEMPLEMAN, BART
C, 6-3, 248, Eastern Montana
17. TALBOTT, DAN
DB, 6-0, 180, North Carolina

1968

(January 30-31, 1968)
(Drafted alternately 14-15)

1. BLUE, FORREST
C, 6-5, 248, Auburn
2. Choice to St. Louis
3. (A) OLSEN, LANCE
(Choice from Detroit)
T, 6-5, 267, Purdue
3. (B) VANDERBUND, SKIP
LB, 6-3, 234, Oregon
4. FULLER, JOHN
E, 6-0, 175, Lamar Tech
5. LEE, DWIGHT
RB, 6-2, 190, Michigan State
6. (A) JOHNSON, LEO
(Choice from New Orleans)
FL, 6-2, 185, Tennessee State
6. (B) BELK, BILL
DE, 6-3, 240, Maryland State
7. RICHARDSON, JERRY
LB, 6-2, 218, Mississippi
8. (A) BROWN, CHARLES
(Choice from N.Y. Giants)
T, 6-5, 246, Augustana
8. (B) GRAY, TOM
FL, 5-9, 174, Morehead State
9. BOYETT, CASEY
E, 6-1, 188, Brigham Young
10. HART, TOMMY
LB, 6-3, 215, Morris Brown
11. FITZGIBBONS, DENNIS
G, 6-1, 260, Syracuse
12. JOHNSON, HENRY
DB, 6-0, 180, Fisk
13. MITRAKOS, TOM
C, 6-4, 220, Pittsburgh
14. MOORE, ALEX
RB, 6-1, 200, Norfolk State
15. SPENCER, CLARENCE
FL, 6-2, 188, Louisville
16. ROSENOW, TOM
DT, 6-3, 250, Northern Illinois
17. PATERA, DENNIS
K, 6-0, 214, Brigham Young

1969

(January 28-29, 1969)
(Drafted 16th)

1. (A) KWALICK, TED
(Choice from New Orleans)
TE, 6-4, 230, Penn State
1. (B) WASHINGTON, GENE
FL, 6-1, 186, Stanford
2. Choice to Pittsburgh via
Cleveland
3. Choice to Dallas
4. (A) SNIADACKI, JIM
(Choice from Detroit)
LB, 6-2, 220, Indiana
4. (B) MOORE, GENE
RB, 6-1, 200, Occidental
5. EDWARDS, EARL
DT, 6-6, 276, Wichita State
6. THOMAS, JIM
RB, 6-1, 216, Texas-Arlington
7. VAN SINDEREN, STEVE
T, 6-4, 255, Washington State
8. LOPER, MIKE
T, 5-4, 230, Brigham Young
9. CRAWFORD, HILTON
DB, 6-1, 195, Grambling
10. CHAPPLE, DAVE
K, 6-1, 180, Santa Barbara
11. PEAKE, WILLIE
T, 6-3, 260, Alcorn A&M
12. O'MALLEY, JACK
T, 6-4, 250, USC
13. CHAMPLIN, PAUL
DB, 6-0, 194, Eastern Montana
14. BLACK, TOM
FL, 6-1, 192, East Texas State
15. GOLDEN, GARY
DB, 6-0, 179, Texas Tech
16. HOSKINS, BOB
LB, 6-2, 235, Wichita State
17. RUSHING, JOE
LB, 6-2, 216, Memphis State

1970

(January 27-28, 1970)
(Drafted 9th)

1. (A) HARDMAN, CEDRICK
DE, 6-3, 250, North Texas State
1. (B) TAYLOR, BRUCE
(Choice from Washington)
DB, 6-0, 180, Boston U.
2. Choice to Los Angeles
2. ISENBARGER, JOHN
(Choice from Philadelphia via
Los Angeles)
RB, 6-3, 205, Indiana
3. Choice to Kansas City
4. WASHINGTON, VIC
WR, 5-11, 180, Wyoming
5. McARTHUR, GARY
T, 6-5, 247, USC
6. CLARK, RUSTY
DB, 6-2, 212, Houston
7. STRONG, JIM
RB, 6-2, 204, Houston
8. CAMPBELL, CARTER
LB, 6-3, 214, Weber State
9. RILEY, PRESTON
WR, 6-1, 180, Memphis State
10. SCHREIBER, LARRY
RB, 6-0, 193, Tennessee Tech

11. CROCKETT, DANNY
WR, 6-1, 170, Toledo
12. TANT, BILL
T, 6-4, 245, Dayton
13. VANDERSLICE, JIM
LB, 6-3, 220, Texas Christian
14. KING, JACK
G, 6-2, 245, Clemson
15. DELSIGNORE, DAVE
WR, 6-0, 175, Youngstown
State
16. PERKINS, PRODUS
WR, 6-0, 178, Livingstone
College
17. CULTON, MIKE
P, 5-11, 195, LaVerne College

1971

(January 28-29, 1971)
(Drafted alternately 18-19)

1. ANDERSON, TIM
CB, 5-11, 201, Ohio State
2. (A) JANET, ERNIE
(Choice from Green Bay)
G, 6-4, 243, Washington
2. (B) DRUNA, JOE
RB, 6-0, 194, Nebraska
3. (A) DICKERSON, SAM
(Choice from Philadelphia)
WR, 6-2, 196, USC
3. (B) PARKER, WILLIE
C, 6-3, 238, North Texas State
4. HARRIS, TONY
RB, 6-3, 191, Toledo
5. (A) SHATERNICK, DEAN
(Choice from Chicago)
T, 6-5, 244, Kansas State
5. (B) WELLS, GEORGE
(Choice from N.Y. Giants)
LB, 6-1, 240, New Mexico State
5. (C) HUFF, MARTY
LB, 6-2, 239, Michigan
6. BRESLER, AL
WR, 6-1, 185, Auburn
7. WATSON, JOHN
T, 6-4, 251, Oklahoma
8. McCANN, JIM
P, 6-2, 170, Arizona State
9. COUCH, THERMAN
LB, 6-2, 218, Iowa State
10. (A) CARDO, RON
(Choice from New Orleans)
RB, 6-3, 254, Wisconsin State
(Oshkosh)
10. (B) JENNINGS, ERNIE
WR, 6-0, 170, Air Force
11. REED, JOE
DB, 6-1, 196, Mississippi State
12. BUNCH, JIM
DT, 6-3, 254, Wisconsin State
(Platteville)
13. BULLOCK, JOHN
RB, 5-11, 216, Purdue
14. DUNSTAN, BILL
LB, 6-4, 217, Utah State
15. LENNON, JOHN
DE, 6-3, 221, Colgate
16. PURCELL, DAVE
DT, 6-4, 260, Kentucky
17. CHARLTON, LEROY
CB, 6-2, 180, Florida A&M

1972

(February 1-2, 1972)
(Drafted alternately 19-18)

1. BEASLEY, TERRY
WR, 5-11, 186, Auburn
2. (A) MCGILL, RALPH
(Choice from N.Y. Giants)
CB, 6-0, 181, Tulsa
2. (B) BARRETT, JEAN
T, 6-6, 253, Tulsa
3. DUNBAR, ALLEN
WR, 6-0, 196, Southern
4. HALL, WINDLAN
CB, 5-11, 170, Arizona State
5. GREENE, MIKE
LB, 6-4, 233, Georgia
6. WALKER, JACKIE
SS, 6-0, 186, Tennessee
7. HARDY, EDGAR
G, 6-4, 233, Jackson State
8. WITTUM, TOM
P, 6-1, 185, Northern Illinois
9. BROWN, JERRY
CB, 5-10, 170, Northwestern
10. WILLIAMS, STEVE
DT, 6-4, 251, Western Carolina
11. LAPUTKA, TOM
DE, 6-4, 235, Southern Illinois
12. SETZLER, STEVE
DE, 6-3, 232, St. John's
13. PETTIGREW, LEON
T, 6-5, 228, San Fernando
Valley State
14. GUTHRIE, ERIC
QB, 6-0, 200, Boise State
15. MADDOX, BOB
DE, 6-6, 235, Frostburg State
16. DAVIS, RON
G, 6-2, 235, Virginia State
17. ALEXANDER, TED
RB, 6-0, 192, Langston

1973

(January 30-31, 1973)
(Drafted alternately 18-19)

1. HOLMES, MIKE
CB, 6-1, 180, Texas Southern
2. HARPER, WILLIE
(Choice from N.Y. Giants)
LB, 6-2, 205, Nebraska
2. Choice to St. Louis
3. Choice to Denver via Washington
4. Choice to San Diego via Washington
5. (A) FULK, MIKE
(Choice from Chicago)
LB, 6-3, 229, Indiana
5. (B) BEVERLY, ED
WR, 5-11, 172, Arizona State
6. MOORE, ARTHUR
DT, 6-5, 253, Tulsa
7. MITCHELL, JOHN
LB, 6-3, 229, Alabama
8. ATKINS, DAVID
RB, 6-1, 202, Texas - El Paso
9. PRAETORIUS, ROGER
RB, 6-3, 228, Syracuse
10. HUNT, CHARLIE
LB, 6-3, 218, Florida State
11. DAHLBERG, TOM
RB, 6-2, 209, Gustavus
Adolphus

12. PETTUS, LARRY
T, 6-4, 228, Tennessee State
13. KELSO, ALAN
C, 6-6, 244, Washington
14. MORRISON, DENNIS
QB, 6-3, 207, Kansas State
15. BETTIGA, MIKE
WR, 6-3, 181, Humboldt State
16. OWEN, MIKE
TE, 6-4, 205, Georgia Tech
17. ERICKSON, BOB
G, 6-3, 240, North Dakota State

1974

(January 29-30, 1974)
(Drafted 10th)

1. (A) JACKSON, WILBUR
RB, 6-1, 205, Alabama
1. (B) SANDIFER, BILL
(Choice from New England)
DT, 6-6, 278, UCLA
2. (A) FAHNHORST, KEITH
OT, 6-6, 248, Minnesota
2. (B) WILLIAMS, DELVIN
(Choice from Washington)
RB, 6-1, 197, Kansas
3. Choice to St. Louis
4. (A) HASLERIG, CLINT
(Choice from N.Y. Jets via
New Orleans)
WR, 6-0, 189, Michigan
4. Choice to New Orleans
4. (B) JOHNSON, SAMMY
(Choice from Green Bay)
RB, 6-1, 217, North Carolina
5. Choice to New Orleans
6. RAINES, MIKE
DT, 6-6, 255, Alabama
7. JOHNSON, KERMIT
RB, 5-11, 189, UCLA
8. SCHNEITZ, JIM
T, 6-3, 253, Missouri
9. MOORE, MANFRED
RB, 6-1, 190, USC
10. GASPARD, GLEN
LB, 6-1, 210, Texas
11. BATTLE, GREG
S, 5-11, 188, Colorado State
12. HULL, TOM
LB, 6-3, 229, Penn State
13. OWEN, TOM
QB, 6-1, 195, Wichita State
14. WILLIAMSON, WALT
DE, 6-4, 225, Michigan
15. GRAY, LEONARD
TE, 6-8, 240, Long Beach State
16. CONNORS, JACK
DB, 5-11, 185, Oregon
17. STANLEY, LEVI
G, 6-2, 250, Hawaii

1976

(April 8-9, 1976)
(Drafted alternately 4 & 3)

1. Choice to New England
1. Choice from Houston to New
England
2. (A) CROSS, RANDY
C, 6-3, 245, UCLA
2. (B) LEWIS, EDDIE
(Choice from Tampa Bay)
CB, 6-0, 172, Kansas
3. Choice from New Orleans to
Kansas City
3. Choice to Dallas
4. RIVERA, STEVE
(Choice from Philadelphia)
WR, 5-11, 190, California
4. Choice to N.Y. Giants
5. Choice to Cincinnati
5. LEONARD, TONY
(Choice from Detroit)
CB, 5-11, 170, Virginia Union
6. (A) PENNYWELL, ROBERT
LB, 6-1, 222, Granbling
6. (B) BULL, SCOTT
(Choice from St. Louis)
QB, 6-5, 209, Arkansas
7. CHESLEY, JAY
DB, 6-1, 184, Vanderbilt
8. AYERS, JOHN
T, 6-5, 238, West Texas State
9. HARRISON, KENNY
WR, 6-0, 170, Southern
Methodist

10. **ROSS, ROBIN**
T. 6-4, 248, Washington State
11. **HOFER, PAUL**
RB. 6-0, 186, Mississippi
12. **LOPER, GERALD**
G. 6-2, 245, Florida
13. **BRUMFIELD, LARRY**
CB. 6-0, 171, Indiana State
14. **MILLER, JOHNNY**
G. 6-1, 241, Livingstone
15. **STIDHAM, HOWARD**
LB. 6-2, 214, Tennessee Tech
16. **LEWIS, REGGIE**
DE. 6-1, 215, San Diego State
17. **JENKINS, DARRYL**
RB. 6-2, 235, San Jose State

1977

(May 3-4, 1977)
(Drafted 16th)

1. Choice to New England
2. Choice to New England
3. **BOYD, ELMO**
(Choice from Houston)
WR. 5-11, 185, Eastern Kentucky
3. Choice to N.Y. Jets
4. **BLACK, STAN**
S. 6-0, 204, Mississippi State
5. Choice to Buffalo
6. (A) **BURNS, MIKE**
(Choice from Buffalo)
CB. 6-0, 184, USC
6. (B) **HARLAN, JIM**
C. 6-5, 241, Howard Payne
7. **VAN WAGNER, JIM**
RB. 6-0, 202, Michigan Tech
8. Choice to N.Y. Giants
9. **POSEY, DAVID**
K. 5-11, 167, Florida
10. Choice to Tampa Bay
11. **BILLICK, BRIAN**
TE. 6-5, 232, Brigham Young
12. **MARTIN, SCOTT**
T. 6-4, 257, North Dakota

1978

(May 2-3, 1978)
(Drafted 7th)

1. (A) **MacAFEE, KEN**
TE. 6-4, 259, Notre Dame
1. (B) **BUNZ, DAN**
(Choice from Miami)
LB. 6-4, 230, Long Beach State
2. Choice to Buffalo
2. **DOWNING, WALT**
(Choice from Chicago)
G. 6-3, 254, Michigan
3. Choice to Buffalo
3. **HUGHES, ERNIE**
(Choice from Baltimore)
G. 6-3, 253, Notre Dame
4. **LeCOUNT, TERRY**
WR. 5-10, 172, Florida
5. Choice to Baltimore
5. (A) **REESE, ARCHIE**
(Choice from Houston via Kansas City and Chicago)
DT. 6-3, 263, Clemson

5. (B) **THREADGILL, BRUCE**
(Choice from Miami)
DB. 6-0, 190, Mississippi State
6. Choice from Minnesota to Washington
6. **VALKER, ELLIOTT**
FB. 5-11, 193, Pittsburgh
7. **CUILLAN, FRED**
C. 6-5, 240, Oregon
8. Choice to Washington
9. (A) **REDDEN, HERMAN**
DB. 6-2, 190, Howard
9. (B) **MOORE, DEAN**
(Choice from Detroit)
LB. 6-2, 210, Iowa
9. (C) **McDANIELS, STEVE**
(Choice from Denver)
T. 6-6, 278, Notre Dame
10. **CONNELL, MIKE**
P. 6-1, 200, Cincinnati
11. **McCRAY, WILLIE**
DE. 6-5, 234, Troy State
12. (A) **IRONS, DAN**
T. 6-7, 260, Texas Tech

1979

(May 3-4, 1979)
(Drafted 1st)

1. Choice to Buffalo
2. **OWENS, JAMES**
RB. 5-11, 188, UCLA
3. Choice to Seattle
3. **MONTANA, JOE**
(Choice from Dallas via Seattle)
QB. 8-2, 200, Notre Dame
4. Choice to Buffalo
5. (A) **SEABRON, TOM**
LE. 6-3, 209, Michigan
5. (B) **ALDRIDGE, JERRY**
(Choice from Detroit)
RB. 6-2, 220, Angelo State
6. **VAUGHAN, RUBEN**
DT. 6-2, 264, Colorado
7. **FRANCIS, PHIL**
FB. 6-1, 205, Stanford
8. Choice to Green Bay
9. **HAMILTON, STEVE**
DE. 6-3, 240, Missouri
10. (A) **CLARK, DWIGHT**
WR. 6-3, 204, Clemson
10. (B) **BALLAGE, HOWARD**
(Choice from Tampa Bay)
CB. 6-1, 182, Colorado
11. **McBRIDE, BILLY**
DB. 6-1, 187, Tennessee State
12. **CONNORS, ROD**
(*73 Supplemental Draft)
RB. 6-2, 190, USC

1980

(April 29-30, 1980)
(Drafted alternately 2 & 1)

1. Choice to N.Y. Jets
1. (A) **COOPER, EARL**
(Choice from N.Y. Jets)
RB. 6-2, 227, Rice
1. (B) **STUCKEY, JIM**
(Choice from Denver via N.Y. Jets)
DE. 6-4, 245, Clemson
2. Choice to Buffalo

2. Choice from Detroit to Minnesota
2. **TURNER, KEENA**
(Choice from Minnesota)
LB. 6-2, 219, Purdue
3. Choice to Los Angeles
3. (A) **MILLER, JIM**
(Choice from Minnesota)
P. 5-11, 183, Mississippi
3. (B) **PUKI, CRAIG**
(Choice from Washington via Los Angeles)
LB. 6-1, 231, Tennessee
4. **CHURCHMAN, RICKY**
SS. 6-1, 193, Texas
4. (B) **HODGE, DAVID**
(Choice from New England via Los Angeles)
LB. 6-2, 221, Houston
5. **TIMES, KEN**
DT. 6-2, 246, Southern
6. **WILLIAMS, HERB**
CB. 6-0, 198, Southern
7. Choice to Cincinnati
8. Choice to Oakland
8. **LEDPOLD, BOBBY**
(Choice from Oakland)
LB. 6-1, 215, Notre Dame
9. Choice to Detroit via Kansas City
9. **HARTWIG, DAN**
(Choice from Oakland)
DB. 6-3, 212, Cal Lutheran
10. Choice to Pittsburgh
11. Choice to Miami
12. Choice to Pittsburgh

1981

(April 28-29, 1981)
(Drafted alternately 8-10)

1. **LOTT, RONNIE**
DB. 6-0, 199, USC
2. (A) **HARTY, JOHN**
(Choice from Washington)
DT. 6-4, 253, Iowa
2. Choice to Chicago
2. (B) **WRIGHT, ERIC**
(Choice from Chicago)
DB. 6-1, 180, Missouri
3. **WILLIAMSON, CARLTON**
DB. 6-0, 204, Pittsburgh
4. Choice to Dallas
5. (A) **THOMAS, LYNN**
DB. 5-11, 181, Pittsburgh
5. (B) **JONES, ARRINGTON**
(Choice from Chicago)
FB. 6-0, 230, Winston-Salem
6. **KUGLER, PETE**
DT. 6-4, 255, Penn State
7. Choice to Philadelphia
8. **WHITE, GARRY**
RB. 5-11, 201, Minnesota
9. Choice to Cincinnati
10. Choice to Baltimore
11. **DeBOSE, RON**
TE. 6-5, 229, UCLA
12. (A) **OGILVIE, MAJOR**
RB. 5-11, 202, Alabama
12. (B) **ADAMS, JOE**
(Choice from Pittsburgh)
QB. 6-3, 185, Tennessee State

1982

(April 27-28, 1982)
(Drafted 27th)

1. Choice to New England
2. **PARIS, WILLIAM "BUBBA"**
(Choice from New England)
T, 6-6, 293, Michigan
2. Choice from Washington to New England
2. Choice to New England
3. Choice to San Diego
4. Choice to New England
5. **WILLIAMS, NEWTON**
RB, 5-10, 204, Arizona State
6. **WILLIAMS, VINCE**
(Choice from Oakland)
FB, 6-0, 231, Oregon
6. Choice to New Orleans
7. **FERRARI, RON**
LB, 6-0, 212, Illinois
6. Choice to New Orleans
9. **CLARK, BRYAN**
QB, 6-2, 196, Michigan State
10. (A) **McLEMORE, DANA**
(Choice from Tampa Bay)
DB, 5-10, 183, Hawaii
10. (B) **BARBIAN, TIM**
DT, 6-3, 230, Western Illinois
11. **GIBSON, GARY**
LB, 6-1, 215, Arizona
12. **WASHINGTON, TIMOTHY**
CB, 5-9, 184, Fresno State

1983

(April 26-27, 1983)
(Drafted alternately 5-8)

1. Choice to San Diego
2. Choice to L.A. Rams
2. **CRAIG, ROGER**
(Choice from San Diego)
RB, 6-0, 222, Nebraska
3. **MONTGOMERY, BLANCHARD**
(Choice from L.A. Rams)
LB, 6-2, 236, UCLA
3. Choice to L.A. Rams
4. Choice from Denver to L.A. Rams
4. **HOLMOE, TOM**
DB, 6-2, 180, Brigham Young
5. **ELLISON, RIKI**
LB, 6-2, 220, USC
6. Choice to Tampa Bay
7. **MOTEN, GARY**
LB, 6-1, 210, Southern Methodist
8. Choice to San Diego
5. **MULARKEY, MIKE**
TE, 6-4, 245, Florida
9. Choice from Cleveland to Chicago
10. **MERRILL, JEFF**
NT, 6-4, 264, Nebraska
11. **SAPOLU, JESSE**
G-C, 6-4, 260, Hawaii
12. Choice to Chicago

1984

(May 1-2, 1984)
(Drafted alternately 23-24)

1. **SHELL, TODD**
LB, 6-4, 225, Brigham Young
2. Choice to L.A. Raiders
2. **FRANK, JOHN**
(Choice from L.A. Raiders)
TE, 6-3, 225, Ohio State

3. **McINTYRE, GUY**
(Choice from St. Louis)
G, 6-3, 271, Georgia
3. Choice to St. Louis
4. Choice from Tampa Bay to Seattle
4. Choice to San Diego
5. (A) **CARTER, MICHAEL**
(Choice from Atlanta)
DT, 6-2, 281, Southern Methodist
5. Choice from Denver to Atlanta
5. Choice to St. Louis
5. (B) **FULLER, JEFF**
(Choice from Washington, via L.A. Raiders)
LB-S, 6-2, 216, Texas A&M
6. Choice to Atlanta
7. Choice to New England
8. Choice to San Diego
9. (A) **MILLER, LEE**
(Choice from Chicago)
DB, 6-1, 186, Cal State-Fullerton
9. (B) **HARMON, DERRICK**
RB, 5-10, 202, Cornell
10. **MORITZ, DAVE**
WR, 6-0, 181, Iowa
11. **PENDELTON, KIRK**
WR, 6-3, 191, Brigham Young
12. Choice from Chicago to Miami
12. Choice to San Diego

1985

(April 30-May 1, 1985)
(Drafted 28th)

1. **RICE, JERRY**
(Choice from New England)
WR, 6-2, 200, Mississippi Valley State
1. Choice to New England
2. Choice to New England
3. **MOORE, RICKY**
(Choice from New England)
FB, 5-11, 236, Alabama
3. Choice to New England
4. Choice to Buffalo
5. **COLLIE, BRUCE**
T, 6-6, 275, Texas-Arlington
6. **BARRY, SCOTT**
QB, 6-2, 190, UC-Davis
7. Choice to San Diego
8. Choice to New England
9. Choice to San Diego
10. Choice to Seattle
11. **WOOD, DAVID**
DE, 6-4, 255, Arizona
12. **CHUMLEY, DONALD**
DT, 6-4, 259, Georgia

1986

(April 29-30, 1986)
(Drafted 18th)

1. Choice to Dallas
1. Choice from Dallas to Buffalo
2. Choice from Buffalo to Detroit
2. **ROBERTS, LARRY**
(Choice from Detroit)
DE, 6-3, 264, Alabama
2. Choice to Washington
3. (A) **RATHMAN, TOM**
(Choice from Buffalo)
FB, 6-1, 232, Nebraska

3. (B) **McKYER, TIM**
(Choice from Philadelphia)
CB, 6-0, 174, Texas-Arlington
3. Choice from Detroit to L.A. Rams
3. (C) **TAYLOR, JOHN**
WR, 6-1, 185, Delaware State
4. (A) **HALEY, CHARLES**
(Choice from Cleveland via L.A. Rams)
LB, 6-5, 230, James Madison
4. (B) **WALLACE, STEVE**
(Choice from Washington via L.A. Rams)
T, 6-5, 276, Auburn
4. (C) **FAGAN, KEVIN**
DT, 6-3, 260, Miami (Fla.)
5. Choice to San Diego
5. **MILLER, PAT**
(Choice from Dallas)
LB, 6-1, 220, Florida
6. Choice to Washington
6. **GRIFFIN, DON**
(Choice from N.Y. Jets)
FS, 6-0, 176, Middle Tennessee State
7. Choice to New England
8. (A) **POPP, JIM**
(Choice from Philadelphia)
TE, 6-5, 239, Vanderbilt
8. (B) **SNIPES, ROOSEVELT**
(85 Supplemental Draft)
RB, 5-9, 175, Florida State
9. **CHERRY, TONY**
RB, 5-7, 187, Oregon
10. (A) **STINSON, ELLISTON**
WR, 5-10, 175, Rice
10. (B) **HALLMAN, HAROLD**
(Choice from Washington)
WG, 5-11, 234, Auburn
11. Choice to San Diego
12. Choice to Tampa Bay

1987

(April 28, 1987)
(Drafted 22nd)

1. (A) **BARTON, HARRIS**
T, 6-3, 280, North Carolina
1. (B) **FLAGLER, TERRENCE**
(Choice from Washington)
RB, 6-0, 200, Clemson
2. **BREGEL, JEFF**
(Choice from Philadelphia)
G, 6-4, 280, USC
2. Choice to Tampa Bay
3. Choice to Buffalo
4. Choice to Tampa Bay
5. **JOKISCH, PAUL**
WR, 6-7, 230, Michigan
6. **WHITE, BOB**
LB, 6-2, 246, Penn State
7. **DeLINE, STEVE**
K, 5-11, 180, Colorado State
8. **GRAYSON, DAVID**
LB, 6-2, 220, Fresno State
9. **SHELLEY, JONATHAN**
CB, 6-0, 176, Mississippi
10. **PAYE, JOHN**
(Choice from New England via L.A. Raiders)
QB, 6-3, 205, Stanford
11. Choice to L.A. Raiders from Philadelphia via 49ers
11. **NICHOLAS, CALVIN**
WR, 6-4, 208, Grambling
12. Choice to L.A. Raiders

1988**(April 24-25, 1988)
(Drafted 25th)**

- Choice to L.A. Raiders
- (A) STUBBS, DANIEL**
(Choice from L.A. Raiders)
DE, 6-4, 260, Miami (Fla.)
- (B) HOLT, PIERCE**
(Choice from Philadelphia via Tampa Bay)
DE/DT, 6-4, 280, Angelo State
- Choice to Tampa Bay
- ROMANOWSKI, BILL**
LB, 6-4, 231, Boston College
- HELTON, BARRY**
(Choice from Chicago via L.A. Raiders)
P, 6-3, 205, Colorado)
- Choice to Tampa Bay
- Choice to N.Y. Jets
- Choice to Buffalo
- Choice to Tampa Bay
- BRYANT, KEVIN**
LB, 6-2, 223, Delaware State
- CLARKSON, LARRY**
T, 6-7, 303, Montana
- BONNER, BRIAN**
LB, 6-1, 220, Minnesota
- FOLEY, TIM**
K, 5-10, 210, Georgia Southern
- BROOKS, CHET**
CB, 5-11, 191, Texas A&M
- MIRA, JR., GEORGE**
LB, 6-0, 230, Miami (Fla.)

1989**(April 30-May 1, 1989)
(Drafted 28th)**

- DeLONG, KEITH**
LB, 6-2, 235, Tennessee
- WALLS, WESLEY**
TE, 6-5, 246, Mississippi
- HENDERSON, KEITH**
FB, 6-1, 220, Georgia
- BARBER, MIKE**
WR, 5-10, 172, Marshall
- (A) JACKSON, JOHNNY**
(Choice from L.A. Raiders)
CB/S, 6-1, 204, Houston
- (B) Choice to L.A. Raiders, plus 49ers' No. 8 (224th overall)**
- HENDRICKSON, STEVE**
LB, 6-0, 245, California
- Choice to San Diego
Wes Chandler trade - 1988
- Choice to L.A. Raiders for Raiders'
No. 5 (122nd overall)
- HARMON, RUDY**
LB, 6-1, 230, LSU
- SINCLAIR, ANDY**
C, 6-3, 285, Stanford
- (A) BELL, JIM**
(Choice from L.A. Raiders)
RB, 6-0, 205, Boston College
- (B) McGEE, NORM**
WR, 6-0, 180, North Dakota
- (A) GOSS, ANTONIO**
(Choice from L.A. Raiders - Mill McColl trade - 1988)
LB, 6-4, 228, North Carolina
- (B) Choice to L.A. Raiders, plus 49ers' No. 12 in 1990, for Raiders' No. 11 (290th overall) in 1989**

1990**(April 22-23, 1990)
(Drafted 28th)**

- CARTER, DEXTER**
FB, 5-9, 170, Florida State
- (A) BROWN, DENNIS**
(Choice from Minnesota via Dallas)
DE-DT, 6-4, 290, Washington
- (B) DAVIS, ERIC**
CB, 5-11, 178, Jacksonville State
- (A) LEWIS, RONALD**
(Choice from Kansas City via Dallas)
V/R, 5-11, 173, Florida State
- (B) Choice to Dallas**
- CALIGUIRE, DEAN**
(Choice from L.A. Raiders)
E-C, 6-2, 282, Pittsburgh
- Choice to L.A. Raiders
- Choice to L.A. Raiders
- POLLACK, FRANK**
T/G, 6-4, 277, Northern Arizona
- Choice to San Diego
- PICKENS, DWIGHT**
WR, 5-10, 170, Fresno State
- HAGGINS, ODELL**
NT, 6-2, 271, Florida State
- HARRISON, MARTIN**
DE, 6-5, 240, Washington
- SHELTON, ANTHONY**
(Choice from Miami)
S, 6-1, 195, Tennessee State
- Choice to Dallas
- Choice to L.A. Raiders

1991**(April 21-22, 1991)
(Drafted 26th)**

- WASHINGTON, TED**
NT/DE, 6-4, 299, Louisville
- (A) WATTERS, RICKY**
(Choice from Cincinnati)
RB, 6-1, 212, Notre Dame
- (B) Choice to Cincinnati**
- (C) JOHNSON, JOHN**
LB, 6-3, 230, Clemson
- Choice to Green Bay
- (A) DONAHUE, MITCH**
(Choice from Green Bay)
LB, 6-2, 254, Wyoming
- (B) Choice to Cincinnati**
- (A) HANKS, MERTON**
(Choice from Green Bay)
CB, 6-2, 185, Iowa
- (B) BOATSWAIN, HARRY**
T, 6-4, 295, New Haven
- BOWLES, SCOTT**
T, 6-5, 280, North Texas State
- CANLEY, SHELDON**
RB, 5-9, 195, San Jose State
- HARGAIN, TONY**
WR, 6-0, 188, Oregon
- RIDDICK, LOUIS**
S, 6-2, 217, Pittsburgh
- HOLDBROOKS, BYRON**
NT/DE, 6-5, 280, Alabama
- SLAUGHTER, BOBBY**
WR, 5-11, 171, Louisiana Tech
- CONFER, CLIFF**
DE, 6-3, 270, Michigan State

Below is a look at the veteran members of the 49ers who were drafted by San Francisco. The year they were selected and the round (in parenthesis) is also listed.

YEAR	DRAFTED	YEAR	DRAFTED
1979	Joe Montana (3)	1987	Harris Barton (1A)
1982	Bubba Paris (2)	1988	Pierce Holt (2B)
1983	Jesse Sapolu (11)		Bill Romanowski (3)
1984	Guy McIntyre (3)		Barry Helton (4)
	Michael Carter (5A)	1989	Keith DeLong (1)
1985	Jerry Rice (1)		Wesley Walls (2)
1986	Larry Roberts (2)		Keith Henderson (3)
	Tom Rathman (3A)		Johnny Jackson (5)
	John Taylor (3C)	1990	Dexter Carter (1)
	Charles Haley (4A)		Dennis Brown (2A)
	Steve Wallace (4B)		Eric Davis (2B)
	Kevin Fagan (4C)		Ronald Lewis (3)
	Don Griffin (6)		Dean Caliguire (4)
			Frank Pollack (6)
			Martin Harrison (10)

RECORDS OF NFL TEAMS IN 1980s

NFC	W - L - T	Pct.	Division Titles	Playoff Berths	Postseason Record	Super Bowl Record
San Francisco	104-47-1	.688	7	8	13-4	4-0
Washington	97-55-0	.638	3	5	11-3	2-1
Chicago	92-60-0	.605	5	5	5-4	1-0
L.A. Rams	86-66-0	.566	1	7	4-7	0-0
N.Y. Giants	81-70-1	.536	2	5	6-4	1-0
Dallas	79-73-0	.520	2	5	5-5	0-0
Minnesota	77-75-0	.507	2	5	4-5	0-0
Philadelphia	76-74-2	.507	2	4	2-4	0-1
New Orleans	67-85-0	.441	0	1	0-1	0-0
Green Bay	65-84-3	.438	0	1	1-1	0-0
Phoenix	62-88-2	.414	0	1	0-1	0-0
Detroit	61-90-1	.405	1	2	0-2	0-0
Atlanta	57-94-1	.378	1	2	0-2	0-0
Tampa Bay	45-106-1	.299	1	2	0-2	0-0
AFC						
Miami	94-57-1	.622	4	5	6-5	0-2
Denver	93-58-1	.615	4	5	6-5	0-3
L.A. Raiders	89-63-0	.586	2	5	8-3	2-0
Cleveland	83-68-1	.549	5	7	3-7	0-0
Cincinnati	81-71-0	.533	2	3	4-3	0-2
New England	78-74-0	.513	1	3	3-3	0-1
Seattle	78-74-0	.513	1	4	3-4	0-0
Pittsburgh	77-75-0	.507	2	4	2-4	0-0
N.Y. Jets	73-77-2	.487	0	4	3-4	0-0
San Diego	72-80-0	.474	2	3	3-3	0-0
Buffalo	69-83-0	.454	3	4	2-4	0-0
Kansas City	66-84-2	.441	0	1	0-1	0-0
Houston	62-90-0	.408	0	4	2-4	0-0
Indianapolis	54-97-1	.359	1	1	0-1	0-0

Indianapolis totals include Baltimore, 1980-83

L.A. Raiders totals include Oakland, 1980-81

Phoenix totals include St. Louis, 1980-87

In 1982, due to players' strike, the divisional format was abandoned.

(L.A. Raiders and Washington won regular-season conference titles, not included in "Division Titles" totals listed above. Sixteen teams were awarded playoff berths, included in totals listed above.)

SEASON ATTENDANCE SINCE 1972

(Prior to 1971, attendance was estimated)

TOP-TEN SEASONS (BASED ON AVERAGE)

YEAR	REGULAR SEASON (AVG)	WITH PRESEASON	PLUS PLAYOFFS
1990	506,176 (63,272 - 8 G)	620,122	751,748 - (2 G)
1989	431,645 (61,664 - 7 G)*	544,757*	674,111 - (1 G)*
1988	480,039 (60,005 - 8 G)	589,620	651,468 - (1 G)
1985	470,506 (58,813 - 8 G)	576,500	_____
1986	470,339 (58,792 - 8 G)	579,087	_____
1984	466,769 (58,346 - 8 G)	571,199	692,542 - (2 G)
1972	397,186 (56,741 - 7 G)	558,956+	618,588 - (1 G)
1987	394,675 (56,382 - 7 G)	505,006	567,553 - (1 G)
1981	435,182 (54,398 - 8 G)	514,412	633,297 - (2 G)
1983	435,115 (54,389 - 8 G)	532,232	590,518 - (1 G)

*Oct. 22nd game played at Starford (70,000), not included in '89 totals.

+Includes three preseason games.

YEAR-BY-YEAR BREAKDOWN

YEAR	REGULAR SEASON (AVG)	WITH PRESEASON	PLUS PLAYOFFS
1990	506,176 (63,272 - 8 G)	620,122	751,748 - (2 G)
1989	431,645 (61,664 - 7 G)*	544,757*	674,111 - (1 G)*
1988	480,039 (60,006 - 8 G)	589,620	651,468 - (1 G)
1987	394,675 (56,382 - 7 G)	505,006	567,553 - (1 G)
1986	470,339 (58,792 - 8 G)	579,087	_____
1985	470,506 (58,813 - 8 G)	576,500	_____
1984	446,769 (58,346 - 8 G)	571,199	692,542 - (2 G)
1983	435,115 (54,389 - 8 G)	532,232	590,518 - (1 G)
1982	270,837 (54,157 - 5 G)	378,563	_____
1981	435,182 (54,398 - 8 G)	514,412	572,772 - (2 G)
1980	373,325 (46,666 - 8 G)	466,948	_____
1979	354,470 (44,309 - 8 G)	420,878	_____
1978	323,178 (40,397 - 8 G)	414,820	_____
1977	298,983 (42,712 - 7 G)	418,346+	_____
1976	351,337 (50,191 - 7 G)	477,371+	_____
1975	300,153 (42,879 - 7 G)	380,176	_____
1974	346,948 (49,564 - 7 G)	473,142+	_____
1973	376,782 (53,826 - 7 G)	486,030	_____
1972	397,186 (56,741 - 7 G)	558,956+	618,588 - (1 G)

* Oct. 22nd game played at Starford (70,000), not included in '89 totals.

+ Includes three preseason games.

NFL TEAM TELEPHONE NUMBERS

Atlanta.....404/945-1111	Houston.....713/797-9111	N.Y. Giants.....201/935-8111
Buffalo.....716/648-1800	Indianapolis.....317/297-2658	N.Y. Jets.....516/538-6600
Chicago.....312/295-6600	Kansas City.....816/924-9300	Philadelphia.....215/463-2500
Cincinnati.....513/621-3550	L.A. Raiders.....213/322-3451	Pittsburgh.....412/323-1200
Cleveland.....216/696-5555	L.A. Rams.....714/535-7267	Phoenix.....602/379-0101
Dallas.....214/556-9900	Miami.....305/620-5000	San Diego.....619/280-2111
Denver.....303/649-9000	Minnesota.....612/828-6500	Seattle.....206/827-9777
Detroit.....313/335-4131	New England.....508/543-8200	Tampa Bay.....813/870-2700
Green Bay.....414/494-2351	New Orleans.....504/733-0255	Washington.....703/471-9100

RECORDS



49ers' NFL Career Leaders

RUSHING

(Yards)

Player	No.	Yds.	Avg.	Long.	TD
1. Perry, Joe (1950-60, 1963)	1,475	7,344	4.9	78t	50
AAFC Totals (1946-49)	192	1,345	7.0	59	18
2. Craig, Roger (1983-90)	1,686	7,064	4.2	71	50
3. Willard, Ken (1965-73)	1,582	5,930	3.7	69t	45
4. Smith, J.D. (1956-64)	1,007	4,370	4.3	80t	37
5. McElhenny, Hugh (1952-60)	877	4,288	4.9	89t	35
6. Tyler, Wendell (1983-86)	624	3,112	5.0	40	17
7. Williams, Delvin (1974-77)	669	2,966	4.4	80t	20
8. Jackson, Wilbur (1974-79)	745	2,955	3.9	80	10
9. Washington, Vic (1971-73)	483	1,813	3.8	42	14
10. Hofer, Paul (1976-81)	416	1,746	4.2	47	16

PASSING

(Completions)

Player	Att.	Comp.	Pct.	Yds.	TD	Int.
1. Montana, Joe (1979- —)	4,579	2,914	.636	34,998	242	123
2. Brodie, John (1957-73)	4,491	2,469	.550	31,548	214	224
3. Tittle, Y.A. (1951-60)	2,194	1,226	.559	16,016	108	134
4. DeBerg, Steve (1977-80)	1,201	670	.558	7,220	37	60
5. Spurrier, Steve (1967-75)	840	441	.525	5,250	33	48
6. Albert, Frank (1950-52)	601	316	.526	3,847	27	43
AAFC Totals (1946-49)	963	515	.534	6,948	88	55
7. Plunkett, Jim (1976-77)	491	254	.517	3,285	22	30
8. Young, Steve (1987- —)	324	193	.596	2,678	23	6
9. Snead, Norman (1974-75)	237	138	.582	1,705	11	11
10. Kemp, Jeff (1986)	200	119	.595	1,554	11	8

RECEIVING

(Catches)

Player	No.	Yds.	Avg.	Long	TD
1. Craig, Roger (1983-90)	508	4,442	8.7	73	16
2. Clark, Dwight (1979-87)	506	6,750	13.3	80t	48
3. Rice, Jerry (1985- —)	446	7,866	17.6	96t	79
4. Wilson, Billy (1951-60)	407	5,902	14.5	77t	49
5. Washington, Gene (1969-77)	371	6,664	17.9	79t	59
6. Solomon, Freddie (1978-85)	310	4,873	15.7	93t	42
7. Casey, Bernie (1961-66)	277	4,008	14.5	68t	27
8. Willard, Ken (1965-73)	273	2,156	7.8	62	16
9. Soltau, Gordy (1950-58)	249	3,487	14.0	54t	25
10. Cooper, Earl (1980-85)	213	1,908	9.0	73t	12

RECEIVING (Yards)

Player	No.	Yds.	Avg.	Long	TD
1. Rice, Jerry (1985- —)	446	7,866	17.6	96t	79
2. Clark, Dwight (1979-87)	506	6,750	13.3	80t	48
3. Washington, Gene (1969-77)	371	6,664	17.9	79t	59
4. Wilson, Billy (1951-60)	407	5,902	14.5	77t	49
5. Solomon, Freddie (1978-85)	310	4,873	15.7	93t	42
6. Craig, Roger (1983-90)	508	4,442	8.7	73	16
7. Casey, Bernie (1961-66)	277	4,008	14.5	68t	27
8. Soltau, Gordy (1950-58)	249	3,487	14.0	54t	25
9. Parks, Dave (1964-67)	208	3,334	16.0	83t	27
10. Stickles, Monty (1960-67)	207	2,993	14.5	54	14

SCORING (Total Points)

Player	TD	PAT	FG	TOTAL
1. Wersching, Ray (1977-87)	—	409	190	979
2. Davis, Tommy (1959-69)	—	348	130	738
3. Soltau, Gordy (1950-58)	25	284	70	644
4. Rice, Jerry (1985- —)	83	—	—	498
5. Gossett, Bruce (1970-74)	—	163	99	460
6. Craig, Roger (1983-90)	66	—	—	396
7. Cofer, Mike (1988- —)	—	128	80	368
8. Willard, Ken (1965-73)	61	—	—	366
9. Washington, Gene (1969-77)	59	—	—	354
10. Perry, Joe (1950-60, 1963)	57	6	1	351
A AFC Totals (1946-49)	23	—	—	138

FIELD GOALS (Made)

Player	Att.	Made	Pct.	Long
1. Wersching, Ray (1977-87)	261	190	.727	53
2. Davis, Tommy (1959-69)	276	130	.471	53
3. Gossett, Bruce (1970-74)	153	99	.641	54
4. Cofer, Mike (1988- —)	110	80	.727	56
5. Soltau, Gordy (1950-58)	138	70	.507	42
6. Mike-Mayer, Steve (1975-76)	56	30	.536	54
7. Gavric, Momcilo (1969)	11	3	.273	32
8. Bahr, Matt (1981)	6	2	.333	47
Patera, Dennis (1968)	8	2	.250	21
10. Wittum, Tom (1977)	2	1	.500	28
Perry, Joe (1950-60, 1963)	6	1	.167	14

INTERCEPTIONS (Number)

Player	No.	Yds.	Avg.	Long	TD
1. Lott, Ronnie (1981-90)	51	643	12.6	83t	5
2. Johnson, Jimmy (1961-76)	47	615	13.1	63	2
3. Alexander, Kermit (1963-69)	36	499	13.7	66t	1
4. Hicks, Dwight (1979-85)	30	586	19.5	7	3
5. Wagner, Lowell (1950-53, 1955)	25	331	13.2	40	0
AAFC Totals (1949)	6	121	12.4	NA	1
6. Berry, Rex (1951-56)	22	404	18.4	44t	3
7. Baker, Dave (1959-61)	21	294	14.0	40	0
8. Moegle, Dick (1955-59)	20	232	11.6	40	1
9. Wright, Eric (1981-90)	18	256	14.2	60t	2
Taylor, Bruce (1970-77)	18	201	11.2	70	0

INTERCEPTIONS (Yards)

Player	No.	Yds.	Avg.	Long	TD
1. Lott, Ronnie (1981-90)	51	643	12.6	83t	5
2. Johnson, Jimmy (1961-76)	47	615	13.1	63	2
3. Hicks, Dwight (1979-85)	30	586	19.5	72	3
4. Alexander, Kermit (1963-69)	36	499	13.7	66t	1
5. Berry, Rex (1951-56)	22	404	18.4	44t	3
6. Wagner, Lowell (1950-53, 1955)	25	331	13.2	40	0
AAFC Totals (1949)	6	121	12.4	NA	1
7. Baker, Dave (1959-61)	21	294	14.0	40	0
Williamson, Carlton (1981-88)	17	294	17.3	82	1
9. Wright, Eric (1981-90)	18	256	14.2	60t	2
10. Moegle, Dick (1955-59)	20	232	11.6	40	1

PUNTING (Yards)

Player	No.	Yds.	Avg.	Long	BLK
1. Davis, Tommy (1959-69)	511	22,841	44.7	82	2
2. Wittum, Tom (1973-77)	380	15,494	40.8	68	9
3. Runager, Max (1984-88)	281	11,370	40.5	62	4
4. Spurrier, Steve (1967-75)	230	8,818	38.3	61	1
5. Miller, Jim (1980-82)	214	8,686	40.6	80	1
6. Helton, Barry (1988-)	202	7,824	38.7	56	2
7. Albert, Frank (1950-52)	139	5,828	41.9	70	0
AAFC Totals (1946-49)	160	7,040	44.0	NA	1
8. McCann, Jim (1971-72)	113	4,439	39.3	63	1
9. Connell, Mike (1978)	96	3,583	37.3	59	0
10. Jessup, Bill (1951-52, 54-58)	75	3,076	41.0	63	0

PUNT RETURNS (Yards)

Player	No.	Yds.	Avg.	Long	TD
1. McLemore, Dana (1982-87)	142	1,531	10.8	93t	4
2. Taylor, Bruce (1970-77)	142	1,323	9.3	76	0
3. Taylor, John (1986- —)	107	1,194	11.2	95t	2
4. McGill, Ralph (1972-76)	105	964	9.2	54	1
5. Woodson, Abe (1958-64)	105	949	9.0	85t	2
6. Solomon, Freddie (1978-85)	106	804	7.6	57t	2
7. Alexander, Kermit (1963-69)	120	782	6.5	70t	2
8. Arenas, Joe (1951-57)	124	774	6.2	67t	1
9. McElhenny, Hugh (1952-60)	99	648	6.5	94t	1
10. Griffin, Don (1986- —)	68	598	8.8	76t	1

PUNT RETURNS (Number)

Player	No.	Yds.	Avg.	Long	TD
1. McLemore, Dana (1982-87)	142	1,531	10.8	93t	4
Taylor, Bruce (1970-77)	142	1,323	9.3	76	0
3. Arenas, Joe (1951-57)	124	774	6.2	67t	1
4. Alexander, Kermit (1963-69)	120	782	6.5	70t	2
5. Taylor, John (1986- —)	107	1,194	11.2	95t	2
6. Solomon, Freddie (1978-85)	106	804	7.6	57t	2
7. McGill, Ralph (1972-76)	105	964	9.2	54	1
Woodson, Abe (1958-64)	105	949	9.0	85t	2
9. McElhenny, Hugh (1952-60)	99	648	6.5	94t	1
10. Griffin, Don (1986- —)	68	598	8.8	76t	1

KICKOFF RETURNS (Yards)

Player	No.	Yds.	Avg.	Long	TD
1. Woodson, Abe (1958-64)	166	4,873	29.4	105t	5
2. Arenas, Joe (1951-57)	139	3,798	27.3	96	1
3. Alexander, Kermit (1963-69)	137	3,271	23.9	56	0
4. Washington, Vic (1971-73)	84	2,178	25.9	98t	1
5. Owens, James (1979-80)	72	1,728	24.0	101t	2
6. Cunningham, Doug (1967-73)	68	1,613	23.7	94	0
7. Monroe, Carl (1983-87)	71	1,569	22.1	95t	1
8. McElhenny, Hugh (1952-60)	65	1,494	22.9	55	0
9. Hofer, Paul (1976-81)	68	1,474	21.7	48	0
10. McLemore, Dana (1982-87)	54	1,108	20.5	50	0

49ers' Leaders By Years

RUSHING

Year	Player	Att.	Yds.	Avg.	Long	TD	NFL/NFC Rank
1946	Standlee, Norm	134	683	5.1	—	2	—
1947	Strzykalski, John	143	906	6.3	50	5	—
1948	Strzykalski, John	141	915	6.5	—	4	—
1949	Perry, Joe	115	783	6.8	59	8	—
1950	Perry, Joe	124	647	5.2	78t	5	5
1951	Perry, Joe	136	677	5.0	58t	3	5
1952	Perry, Joe	158	725	4.6	78t	8	3
1953	Perry, Joe	192	1,018	5.3	51t	10	1
1954	Perry, Joe	173	1,049	6.1	58	8	1
1955	Perry, Joe	156	701	4.5	42	2	5
1956	McElhenny, Hugh	185	916	5.0	86t	8	3
1957	McElhenny, Hugh	102	478	4.7	61	1	15
1958	Perry, Joe	125	758	6.1	73t	4	3
1959	Smith, J.D.	207	1,036	5.0	73t	10	2
1960	Smith, J.D.	174	780	4.5	41	5	5
1961	Smith, J.D.	167	823	4.9	33	8	5
1962	Smith, J.D.	258	907	3.5	28	6	6
1963	Smith, J.D.	162	560	3.5	52t	5	13
1964	Kopay, Dave	75	271	3.6	18	0	32
1965	Willard, Ken	189	778	4.1	32	5	4
1966	Willard, Ken	191	763	4.0	49	5	5
1967	Willard, Ken	169	510	3.0	20	5	17
1968	Willard, Ken	227	967	4.3	69t	7	2
1969	Willard, Ken	171	557	3.3	18	7	13
1970	Willard, Ken	236	789	3.3	20	7	9/6
1971	Willard, Ken	216	855	4.0	49	4	15/9
1972	Washington, Vic.	141	468	3.3	33	3	42/20
1973	Washington, Vic.	151	534	3.5	25	8	32/15
1974	Jackson, Wilbur	174	705	4.1	64	0	17/8
1975	Williams, Delvin	117	631	5.4	52	3	21/13
1976	Williams, Delvin	248	1,203	4.9	80t	7	3/2
1977	Williams, Delvin	268	931	3.5	40	7	10/5
1978	Simpson, O.J.	161	593	3.7	34	1	39/19
1979	Hofer, Paul	123	615	5.0	47	7	33/17
1980	Cooper, Earl	171	720	4.2	47	5	23/12
1981	Patton, Ricky	152	543	3.6	28	4	35/16
1982	Moore, Jeff	85	281	3.3	19	4	37/16
1983	Tyler, Wendell	176	856	4.9	39	4	19/10
1984	Tyler, Wendell	246	1,262	5.1	40	7	5/5
1985	Craig, Roger	214	1,050	4.9	62t	9	13/8
1986	Craig, Roger	204	830	4.1	25	7	13/8
1987	Craig, Roger	215	815	3.8	25	3	8/5
1988	Craig, Roger	310	1,502	4.8	46t	9	3/2
1989	Craig, Roger	271	1,054	3.9	27	6	10/5
1990	Carter, Dexter	114	460	4.0	74t	1	39/19

PASSING

Year	Player	Att.	Comp.	Pct.	Yds.	TD	Int.	Rating	NFL/NFC Rank
1946	Albert, Frank	197	104	52.9	1,404	14	14	—	—
1947	Albert, Frank	242	128	52.9	1,692	18	15	—	—
1948	Albert, Frank	264	154	58.3	1,990	29	10	—	—
1949	Albert, Frank	260	129	49.6	1,862	27	16	—	—
1950	Albert, Frank	306	155	50.7	1,767	14	23	52.6	8

1951	Albert, Frank	166	90	50.7	1,116	5	10	60.2	8
1952	Tittle, Y.A.	208	106	51.0	1,407	11	12	66.4	5
1953	Tittle, Y.A.	259	149	57.5	2,121	20	16	84.0	3
1954	Tittle, Y.A.	295	170	57.6	2,205	9	9	78.4	7
1955	Tittle, Y.A.	287	147	51.2	2,185	17	28	56.5	4
1956	Tittle, Y.A.	218	124	56.9	1,641	7	12	68.5	7
1957	Tittle, Y.A.	279	176	63.1	2,157	13	15	79.6	6
1958	Tittle, Y.A.	208	120	57.7	1,467	9	15	59.1	3
1959	Tittle, Y.A.	199	102	51.3	1,331	10	15	58.2	4
1960	Brodie, John	207	103	49.8	1,111	6	9	57.8	5
1961	Brodie, John	283	155	54.8	2,588	14	12	84.5	4
1962	Brodie, John	304	175	57.6	2,272	18	16	78.1	6
1963	McHan, Lamar	195	83	42.3	1,243	8	11	54.3	15
1964	Brodie, John	392	193	49.2	2,498	14	16	64.3	12
1965	Brodie, John	391	242	61.9	3,112	30	16	95.2	3
1966	Brodie, John	427	232	54.3	2,810	16	22	65.5	8
1967	Brodie, John	349	168	48.1	2,013	11	16	57.5	11
1968	Brodie, John	404	234	57.9	3,020	22	21	77.9	3
1969	Brodie, John	347	194	55.9	2,405	16	15	74.9	7
1970	Brodie, John	378	223	59.0	2,941	24	10	93.9	1/1
1971	Brodie, John	387	208	53.7	2,642	18	24	64.7	12/6
1972	Spurrier, Steve	269	147	54.6	1,983	18	16	76.2	8/5
1973	Spurrier, Steve	157	83	52.9	882	4	7	59.2	21/13
1974	Owen, Tom	184	88	47.8	1,327	10	15	54.8	25/11
1975	Snead, Norm	189	108	57.1	1,337	9	10	77.2	11/5
1976	Plunkett, Jim	243	126	51.9	1,592	13	16	62.8	17/8
1977	Plunkett, Jim	248	128	51.6	1,693	9	14	62.1	17/8
1978	DeBerg, Steve	302	137	45.4	1,570	8	22	39.8	28/17
1979	DeBerg, Steve	578	347	60.0	3,652	17	21	70.3	13/5
1980	Montana, Joe	273	176	64.5	1,795	15	9	87.8	5/4
1981	Montana, Joe	488	311	63.7	3,565	19	12	88.2	4/1
1982	Montana, Joe	346	213	61.6	2,613	17	11	87.9	5/3
1983	Montana, Joe	515	332	64.5	3,910	26	12	94.6	5/3
1984	Montana, Joe	432	279	64.6	3,630	28	10	102.9	2/1
1985	Montana, Joe	494	303	61.3	3,653	27	13	91.3	3/1
1986	Montana, Joe	307	191	62.2	2,236	8	9	80.7	9/2
1987	Montana, Joe	398	266	66.8	3,054	31	13	102.1	1/1
1988	Montana, Joe	397	238	59.9	2,981	18	10	87.9	6/3
1989	Montana, Joe	386	271	70.2	3,521	26	8	112.4	1/1
1990	Montana, Joe	520	321	61.7	3,944	26	16	89.0	7/3

RECEIVING (Based on Number of Catches)

Year	Player	No.	Yds.	Avg.	Long	TD	NFL/NFC Rank
1946	Beals, Alyn	40	586	14.7	—	10	—
1947	Beals, Alyn	47	655	13.9	54	10	—
1948	Beals, Alyn	46	591	12.8	—	14	—
1949	Beals, Alyn	44	678	15.4	—	12	—
1950	Loyd, Alex	32	402	12.6	38	0	18
1951	Softau, Gordy	59	826	14.0	48t	7	2
1952	Softau, Gordy	55	774	14.1	49t	7	4
1953	Wilson, Billy	51	840	16.5	61t	10	6
1954	Wilson, Billy	60	330	13.8	43	5	2
1955	Wilson, Billy	53	831	15.7	72t	7	2
1956	Wilson, Billy	60	889	14.8	77t	5	1
1957	Wilson, Billy	52	757	14.6	40	6	1
1958	Conner, Clyde	49	512	10.4	26	5	5
1959	Wilson, Billy	44	540	12.3	57t	4	6
1960	Conner, Clyde	38	531	14.0	65t	2	1

1961	Owens, R.C.	55	1,032	18.8	54	5	7
1962	Casey, Bernie	53	819	15.5	48t	6	11
1963	Casey, Bernie	47	762	16.2	68t	7	14
1964	Casey, Bernie	58	808	13.9	63t	4	6
1965	Parks, Dave	80	1,344	16.8	53t	12	1
1966	Parks, Dave	66	974	14.8	65t	5	3
1967	Witcher, Dick	46	705	15.3	63t	3	17
1968	McNeil, Clifton	71	994	14.0	65t	7	1
1969	Washington, Gene	51	711	13.9	52	3	10
	Cunningham, Doug, RB	51	484	9.5	58	0	11
1970	Washington, Gene	53	1,100	20.8	79t	12	4/3
1971	Kwalick, Ted	52	664	12.8	42t	5	4/2
1972	Washington, Gene	46	978	20.0	62t	12	13/7
1973	Kwalick, Ted	47	729	15.5	48	5	10/6
1974	Schreiber, Larry, RB	30	217	7.2	16	1	60/36
1975	Washington, Gene	44	735	16.7	68t	9	31/10
1976	Washington, Gene	33	457	13.8	55t	6	52/25
	Jackson, Wilbur, RB	33	324	9.8	32	1	53/27
1977	Washington, Gene	32	638	19.9	47t	5	52/22
1978	Solomon, Freddie	31	458	14.8	58	2	83/42
1979	Hofer, Paul, RB	58	662	11.4	44	2	17/7
1980	Cooper, Earl, RB	83	567	6.8	66t	4	2/1
1981	Clark, Dwight	85	1,105	13.0	78t	4	2/1
1982	Clark, Dwight	60	913	15.2	51	5	1/1
1983	Clark, Dwight	70	840	12.0	46t	8	11/5
1984	Craig, Roger	71	675	9.5	64t	3	11/6
1985	Craig Roger	92	1,016	11.0	73	6	1/1
1986	Rice, Jerry	86	1,570	18.3	66t	15	2/1
1987	Craig, Roger	66	492	7.5	35t	1	3/2
1988	Craig, Roger	76	534	7.0	22	1	7/5
1989	Rice, Jerry	82	1,483	18.1	68t	17	5/4
1990	Rice, Jerry	100	1,502	15.0	64t	13	1/1

PUNTING (BASED ON AVERAGE)

Year	Player	No.	Avg.	Long	Had Blocked	NFL/NFC Rank
1946	Albert, Frank	54	41.0	73	—	—
1947	Albert, Frank	40	44.0	69	1	—
1948	Albert, Frank	35	44.8	82	—	—
1949	Albert, Frank	31	48.2	72	—	—
1950	Lillywhite, Verl	26	39.1	57	1	11
1951	Albert, Frank	34	44.3	66	0	2
1952	Albert, Frank	68	42.6	70	0	5
1953	Powers, Jim	42	40.6	55	1	8
1954	Brown, Hardy	10	38.4	58	0	11
1955	Luna, Bob	63	40.6	63	3	8
1956	Jessup, Bill	14	40.2	63	0	16
1957	Barnes, Larry	19	47.1	86	0	13
1958	Atkins, Bill	25	39.3	51	0	11
1959	Davis, Tommy	59	45.7	71	0	3
1960	Davis, Tommy	62	44.1	74	0	3
1961	Davis, Tommy	50	45.4	67	0	3
1962	Davis, Tommy	48	45.6	82	0	1
1963	Davis, Tommy	73	45.4	64	2	4
1964	Davis, Tommy	79	45.6	68	0	4
1965	Davis, Tommy	54	45.8	65	0	2
1966	Davis, Tommy	63	41.4	60	0	6
1967	Spurrier, Steve	73	37.6	61	1	12
1968	Spurrier, Steve	68	39.0	54	0	12
1969	Davis, Tommy	23	41.5	55	0	17

1970	Spurrier, Steve	75	38.4	58	0	14/11
1971	McCann, Jim	49	38.7	54	1	25/12
1972	McCann, Jim	64	39.7	63	1	21/10
1973	Wittum, Tom	79	43.7	62	0	4/1
1974	Wittum, Tom	68	41.2	67	1	4/2
1975	Wittum, Tom	67	41.9	64	3	3/2
1976	Wittum, Tom	89	40.8	64	3	3/2
1977	Wittum, Tom	77	36.4	54	3	26/13
1978	Connell, Mike	96	37.3	59	1	21/10
1979	Melville, Dan	71	37.0	53	1	25/14
1980	Miller, Jim	77	40.9	65	0	10/5
1981	Miller, Jim	93	41.5	65	0	15/6
1982	Miller, Jim	44	38.1	80	1*	25/13
1983	Orosz, Tom	65	39.3	61	1*	25/11
1984	Runager, Max	56	41.8	59	1	17/17
1985	Runager, Max	86	39.8	57	1*	26/13
1986	Runager, Max	83	41.6	62	2	10/6
1987	Runager, Max	55	39.2	56	1	22/11
1988	Helton, Barry	78	39.3	53	1	21/11
1989	Helton, Barry	55	40.5	56	1	12/8
1990	Helton, Barry	69	36.8	56	1	28/14

* Recorded to the team

SCORING

Year	Player	TD	PAT	FG	Points	NFL/NFC Rank
1946	Beals, Alyn	10	1	—	61	—
1947	Beals, Alyn	10	—	—	60	—
1948	Beals, Alyn	14	—	—	84	—
1949	Beals, Alyn	12	1	—	73	—
1950	Soltau, Gordy	1	26	4	44	22
1951	Soltau, Gordy	7	30	6	90	5
1952	Soltau, Gordy	7	30	6	90	5
1953	Soltau, Gordy	6	48	40	114	1
1954	Soltau, Gordy	2	31	11	76	4
1955	Soltau, Gordy	1	27	3	42	24
	Wilson, Billy	7	0	0	42	25
1956	Soltau, Gordy	1	26	13	71	6
1957	Soltau, Gordy	0	33	9	60	9
1958	Soltau, Gordy	0	29	8	53	20
1959	Davis, Tommy	0	31	12	67	9
1960	Davis, Tommy	0	21	12	67	9
1961	Davis, Tommy	0	44	12	80	8
1962	Davis, Tommy	0	36	10	66	16
1963	Davis, Tommy	0	24	10	54	21
1964	Davis, Tommy	0	30	8	54	24
1965	Davis, Tommy	0	52	17	103	4
1966	Davis, Tommy	0	38	16	86	12
1967	Davis, Tommy	0	33	14	75	10
1968	Davis, Tommy	0	26	9	53	19
1969	Willard, Ken	0	0	0	60	21
1970	Gossett, Bruce	0	39	21	102	6/4
1971	Gossett, Bruce	0	32	23	101	5/3
1972	Gossett, Bruce	0	41	18	95	13/7
1973	Gossett, Bruce	0	26	26	104	7/4
1974	Gossett, Bruce	0	25	11	58	25/8
1975	Mike-Mayer, Steve	0	27	14	69	22/9
1976	Mike-Mayer, Steve	0	26	16	74	25/9
1977	Williams, Delvin	9	0	0	54	14/10
1978	Wersching, Ray	0	24	15	69	22/9
1979	Wersching, Ray	0	32	20	92	12/5

1980	Wersching, Ray	0	33	15	78	18/10
1981	Wersching, Ray	0	30	17	81	22/13
1982	Wersching, Ray	0	23	12	59	9/4
1983	Wersching, Ray	0	51	25	126	3/3
1984	Wersching, Ray	0	56	25	131	1/1
1985	Wersching, Ray	0	52	13	91	21/11
1986	Wersching, Ray	0	41	25	116	3/3
1987	Rice, Jerry	23	0	0	128	1/1
1988	Cofer, Mike	0	40	27	121	2/1
1989	Cofer, Mike	0	49	29	138	1/1
1990	Cofer, Mike	0	39	24	111	4/3

KICKOFF RETURNS

Year	Player	No.	Yds.	Avg.	Long	TD	NFL/NFC
							Rank
1946	Eshmont, Len*	10	264	26.4	—	0	—
1947	Eshmont, Len*	9	177	19.7	—	0	—
1948	Hall, Forrest	13	369	28.4	—	0	3
1949	Pery, Joe	14	337	24.1	—	0	5
1950	Cathcart, Sam	14	329	23.9	62	0	20
1951	Arenas, Joe	21	542	25.8	49	0	8
1952	McElhenry, Hugh	18	396	22.0	40	0	16
1953	Arenas, Joe	16	551	34.4	82	0	1
1954	Arenas, Joe	16	362	22.6	41	0	11
1955	Arenas, Joe	24	594	24.8	42	0	7
1956	Arenas, Joe	27	801	29.7	96†	1	2
1957	Arenas, Joe	24	657	27.4	64	0	2
1958	Smith, J.D.	15	356	23.7	39	0	8
1959	Lyles, Lenny	25	565	22.6	46	0	10
1960	Lyles, Lenny	17	526	30.9	97†	1	2
1961	Woodson, Abe	27	782	29.0	98†	1	3
1962	Woodson, Abe	37	1,157	31.3	79	0	1
1963	Woodson, Abe	29	935	32.2	103†	3	1
1964	Woodson, Abe	32	880	27.5	70	0	4
1965	Alexander, Kermit	32	741	23.2	46	0	20
1966	Alexander, Kermit	37	984	26.6	56	0	7
1967	Cunningham, Doug	31	826	26.6	94	0	5
1968	Alexander, Kermit	20	360	18.0	35	0	24
1970	Smith, Noland	14	315	22.5	60	0	16
1971	Washington, Vic	33	858	26.0	74	0	12/8
1972	Washington, Vic	27	771	28.6	98†	1	4/3
1973	Washington, Vic	24	549	22.9	38	0	26/10
1974	Holmes, Mike	25	612	24.5	57	0	15/6
1975	Moore, Manfred	26	650	25.0	52	0	10/5
1976	Leonard, Anthony	26	553	21.3	39	0	29/13
1977	Hofer, Paul	36	871	24.2	48	0	12/7
1978	Williams, Dave	34	745	21.9	89†	1	23/8
1979	Owens, James	41	1,002	24.4	85†	1	5/3
1980	Owens, James	31	726	23.4	101†	1	4/3
1981	Lawrence, Amos	17	437	25.7	92†	1	3/2
1982	McLemore, Dana	16	353	22.1	45	0	18/9
1983	McLemore, Dana	30	576	19.2	39	0	30/14
1984	Monroe, Carl	27	561	20.8	44	0	19/9
1985	Monroe, Carl	28	717	25.6	95†	1	4/3
1986	Crawford, Derrick*	15	280	18.7	34	0	—
1987	Rodgers, Del*	17	358	21.1	50	0	—
1988	DuBose, Doug	32	608	19.0	44	0	27/11
1989	Flagler, Terrence	32	643	20.1	41	0	18/11
1990	Carter, Dexter	41	783	19.1	35	0	21/11

* Insufficient returns to qualify for NFL rankings.

FIELD GOALS (BASED ON # MADE)

Year	Player	Att.	Made	Pct.	Long	NFL/NFC
						Rank
1946	Vetrano, Joe	7	4	.571	—	—
1947	Vetrano, Joe	8	4	.500	30	—
1948	Vetrano, Joe	8	5	.625	47	—
1949	Vetrano, Joe	4	3	.750	—	—
1950	Soltau, Gordy	7	4	.571	26	9
1951	Soltau, Gordy	18	6	.333	42	10
1952	Soltau, Gordy	12	6	.500	31	6
1953	Soltau, Gordy	15	10	.667	39	4
1954	Soltau, Gordy	18	11	.611	37	4
1955	Soltau, Gordy	12	3	.250	28	10
1956	Soltau, Gordy	20	13	.650	40	2
1957	Soltau, Gordy	15	9	.600	37	7
1958	Soltau, Gordy	21	8	.381	39	8
1959	Davis, Tommy	26	12	.462	43	2
1960	Davis, Tommy	32	19	.594	40	1
1961	Davis, Tommy	22	12	.545	46	9
1962	Davis, Tommy	23	10	.435	42	10
1963	Davis, Tommy	31	10	.645	46	10
1964	Davis, Tommy	25	8	.320	53 *	4
1965	Davis, Tommy	27	17	.630	53 *	4
1966	Davis, Tommy	31	16	.516	46	12
1967	Davis, Tommy	33	14	.424	50	13
1968	Davis, Tommy	16	9	.563	38	10
1969	Davis, Tommy	10	3	.600	48	24/15
	Gavric, Momcilo	11	3	.273	32	26/17
1970	Gossett, Bruce	31	21	.611	48	6/3
1971	Gossett, Bruce	36	23	.639	48	10/5
1972	Gossett, Bruce	29	18	.621	50	15/5
1973	Gossett, Bruce	33	20	.788	54	1/1
1974	Gossett, Bruce	24	11	.458	46	26/14
1975	Mike-Mayer, Steve	28	14	.500	54	24/13
1976	Mike-Mayer, Steve	28	16	.571	45	15/9
1977	Wersching, Ray	17	10	.588	50	17/5
1978	Wersching, Ray	23	15	.652	45	11/5
1979	Wersching, Ray	24	20	.833	45	3/1
1980	Wersching, Ray	19	15	.789	47	2/1
1981	Wersching, Ray	23	17	.739	45	5/4
1982	Wersching, Ray	17	12	.706	45	17/9
1983	Wersching, Ray	30	25	.833	52	5/3
1984	Wersching, Ray	35	25	.714	53	2/2
1985	Wersching, Ray	21	13	.619	45	25/12
1986	Wersching, Ray	35	25	.714	50	2/3
1987	Wersching, Ray	17	13	.764	45	21/10
1988	Cofer, Mike	38	27	.711	52	3/1
1989	Cofer, Mike	36	29	.806	47	4/2
1990	Cofer, Mike	36	24	.666	56	5/3

* Longest Field Goal in NFL that year

PUNT RETURNS (BASED ON YARDS)

Year	Player	No.	Yds.	Avg.	Long	TD	NFL/NFC
							Rank
1946	Casaneaga, Ken	18	248	13.8	—	—	—
1947	Vetrano, Joe	12	137	11.4	—	—	—
1948	Cason, Jim	22	309	14.0	—	—	—
1949	Cason, Jim	21	351	16.7	—	—	—

1950	Cathcart, Sam	16	185	11.6	29	0	10
1951	Arenas, Joe	21	272	13.0	51	0	6
1952	McElhenny, Hugh	20	284	14.2	94t	1	5
1953	McElhenny, Hugh	15	104	6.9	25	0	7
1954	Arenas, Joe	23	117	5.1	23	0	6
1955	Arenas, Joe	21	55	2.6	7	0	17
1956	Arenas, Joe	19	117	6.2	67t	1	8
1957	Arenas, Joe	25	80	3.2	26	0	13
1958	McElhenny, Hugh	24	93	3.9	18	0	16
1959	Woodson, Abe	15	143	9.5	65	0	6
1960	Woodson, Abe	13	174	13.4	48	0	1
1961	Woodson, Abe	16	172	10.8	80t	1	4
1962	Woodson, Abe	19	179	9.4	85t	1	4
1963	Woodson, Abe	13	95	7.3	13	0	13
1964	Alexander, Kermit	21	189	9.0	70t	1	8
1965	Alexander, Kermit	35	262	7.5	40	0	7
1966	Alexander, Kermit	30	198	6.6	44t	4	6
1967	Cunningham, Doug	27	249	9.2	57	0	3
1968	Alexander, Kermit	24	87	3.6	26	0	16
1969	Smith, Noland	10	46	4.6	18	0	19
1970	Taylor, Bruce	43	516	12.0	76	0	2/1
1971	Taylor, Bruce	34	235	6.9	38	0	15/6
1972	McGill, Ralph	22	219	10.0	33	0	4/3
1973	Taylor, Bruce	15	207	13.8	61	0	1/1
1974	McGill, Ralph	20	161	8.3	47	0	20/13
1975	McGill, Ralph	31	290	9.4	34	0	18/9
1976	Leonard, Anthony	35	293	8.4	60t	1	20/9
1977	Leonard, Anthony	22	154	7.0	19	0	30/13
1978	Steptoe, Jack	11 *	129	11.7	28	0	—
1979	Solomon, Freddie	23	142	6.2	14	0	23/9
1980	Solomon, Freddie	27	298	11.0	57t	2	3/2
1981	Solomon, Freddie	29	173	6.0	19	0	25/13
1982	McLemore, Dana	7 *	156	22.3	93t	1	—
1983	McLemore, Dana	31	331	10.7	56t	1	6/2
1984	McLemore, Dana	45	521	11.6	79t	1	4/2
1985	McLemore, Dana	38	258	6.8	22	0	21/9
1986	Griffin, Don	38	377	9.9	76t	1	5/2
1987	McLemore, Dana	21	265	12.6	83t	1	2/2
1988	Taylor, John	44	556	12.6	95t	2	1/1
1989	Taylor, John	36	417	11.6	37	0	5/4
1990	Taylor, John	26	212	8.2	30	0	13/8

* Insufficient returns to qualify for NFL rankings.

INTERCEPTIONS

Year	Player	No.	Yds.	Avg.	Long	TD	NFL/NFC Rank
1946	Casanega, Ken	8	146	18.3	68	—	—
1947	Eshmont, Len	6	72	12.0	—	—	—
1948	Carr, Eddie	7	144	20.6	56	1	—
1949	Cason, Jim	9	152	19.9	—	—	—
1950	Powers, Jim	5	42	8.4	26	0	27
1951	Wagner, Lowell	9	115	12.8	40	0	8
1952	Wagner, Lowell	6	69	11.5	30	0	12
1953	Berry, Rex	7	142	20.3	29	1	8
1954	Berry, Rex	3	69	23.0	34t	1	32
1955	Moegle, Dick	6	50	8.3	37	0	14
1956	Moegle, Dick	6	75	12.5	31t	1	12
1957	Moegle, Dick	8	107	13.4	40	0	6
1958	Ridlon, Jim	4	10	2.5	3	0	23
1959	Baker, Dave	5	75	15.0	29	0	10
1960	Baker, Dave	10	96	9.6	28	0	1

1961	Baker, Dave	6	123	20.5	10	0	11
1962	Woodson, Abe	2	31	15.5	31	0	58
1963	Alexander, Kermit	5	72	17.4	38	0	18
1964	Alexander, Kermit	5	65	13.0	24	0	9
1965	Johnson, Jimmy	6	47	7.8	26	0	10
1966	Alexander, Kermit	4	73	18.3	55	0	25
1967	Alexander, Kermit	5	72	14.4	48	0	17
1968	Alexander, Kermit	9	155	17.2	66t	1	2
1969	Alexander, Kermit	5	39	7.8	22	0	14
1970	Taylor, Bruce	3	70	23.3	70	0	48/24
1971	Taylor, Bruce	3	68	22.7	49	0	65/33
1972	Johnson, Jimmy	4	18	4.5	15	0	43/17
1973	Taylor, Bruce	6	30	5.0	22	0	10/5
1974	McGill, Ralph	5	71	14.2	45	0	19/9
1975	Taylor, Bruce	3	29	9.7	15	0	75/36
1976	Rhodes, Bruce	3	29	9.7	15	0	75/36
1977	Washington, Dave	2	68	34.0	50	0	93/37
1978	Crist, Chuck	6	59	26.5	32	0	11/10
1979	Hicks, Dwight	5	57	11.4	29	0	28/12
1980	Hicks, Dwight	4	73	18.3	44	0	41/19
	Churchman, Ricky	4	7	1.8	7	0	41/19
1981	Hicks, Dwight	9	239	26.6	72	1	3/2
1982	Hicks, Dwight	3	5	1.7	3	0	22/8
1983	Wright, Eric	7	164	23.4	60t	2	6/4
1984	Turner, Keena	4	51	12.8	21	0	40/17
	Lott, Ronnie	4	26	6.5	15	0	48/21
1985	Lott, Ronnie	6	68	11.3	25	0	16/7
1986	Lott, Ronnie	10	134	13.4	57t	1	1/1
1987	Lott, Ronnie	5	62	12.4	34	0	11/7
	Griffin, Don	5	1	0.2	1	0	14/9
1988	McKyer, Tim	7	11	1.6	7	0	5/6
1989	Lott, Ronnie	5	34	6.8	28	0	16/9
1990	Waymer, Dave	7	64	9.1	24	0	4/4

49ers' Top-10 Candlestick Crowds

RANK	OPPONENT	ATTENDANCE	DATE	RESULTS
1.	N.Y. Giants @	66,334	1/20/91	Giants 15-13
2.	N.Y. Giants +	66,092	12/3/90	49ers 7-3
3.	Washington #X	65,292	1/12/91	49ers 28-10
4.	L.A. Rams @X	64,769	1/14/90	49ers 30-3
5.	Minnesota#	64,585	1/6/90	49ers 41-13
6.	Pittsburgh	64,301	10/21/90	49ers 27-7
7.	Washington	64,287	9/16/90	49ers 26-13
8.	L.A. Rams	64,250	10/1/89	Rams 13-12
9.	Cleveland	63,672	10/28/90	49ers 20-17
10.	Chicago+	63,509	12/14/87	49ers 41-0

+ Monday, # NFC Playoff, X Saturday, @ NFC Championship

49ers' Individual NFL Single Game Records

RUSHING

MOST YARDS GAINED RUSHING

49ERS	194	— Delvin Williams at St. Louis	October 31, 1976
Opp.	181	— Willie Galimore, Chicago	September 16, 1962

MOST CARRIES

49ERS	34	— Delvin Williams at St. Louis	October 31, 1976
Opp.	32	— Calvin Hill, Dallas Cowboys	November 11, 1974

LONGEST RUN FROM SCRIMMAGE

49ERS	89t	— Hugh McElhenny at Dallas Texans	October 5, 1952
Opp.	80t	— Floyd Little, Denver	October 25, 1970

HIGHEST RUSHING AVERAGE (10 or More Attempts)

49ERS	13.4	— Joe Perry vs. Detroit (13 Atts - 174 Yds)	November 2, 1958
Opp.	10.8	— Skeet Quinlan, L.A. Rams (11 Atts - 119 Yds)	November 8, 1953

PASSING

MOST PASSES ATTEMPTED

49ERS	60	— Joe Montana at Washington	November 17, 1986
Opp.	60	— Richard Todd, N.Y. Jets	September 21, 1980

MOST PASSES COMPLETED

49ERS	37	— Joe Montana at Atlanta	October 6, 1985
Opp.	42	— Richard Todd, N.Y. Jets	September 21, 1980

MOST YARDS GAINED PASSING

49ERS	476	— Joe Montana at Atlanta	October 14, 1990
Opp.	460	— Don Meredith, Dallas Cowboys	November 10, 1963

HIGHEST COMPLETION PERCENTAGE (Min. 10 Attempts)

49ERS	.916	— Steve Young at Atlanta (11 of 12)	December 3, 1989
		— Steve Young vs. New England (11 of 12) ...	October 22, 1989
Opp.	.889	— Norm Van Brocklin, L.A. Rams (16 of 18)	November 7, 1954

MOST YARDS LOST ATTEMPTING TO PASS

49ERS	72	— Y.A. Tittle at L.A. Rams	November 10, 1957
Opp.	87	— James Harris, L.A. Rams	October 11, 1976

MOST TOUCHDOWN PASSES

49ERS	6	— Joe Montana at Atlanta	October 14, 1990
Opp.	5	— Dan Fouts, San Diego	December 11, 1982
		— Vince Ferragamo, L.A. Rams	October 23, 1983

LONGEST COMPLETION

49ERS	96t	— Joe Montana to Jerry Rice at San Diego	November 27, 1988
Opp.	96t	— Tobin Rote to Billy Grimes, Green Bay ...	December 10, 1950

MOST PASSES HAD INTERCEPTED

49ERS	6 — John Brodie at Detroit	November 4, 1973
Opp.	7 — Steve DeBerg at Tampa Bay	September 7, 1986

MOST INTERCEPTIONS

49ERS	4 — Dave Baker at L.A. Rams	December 4, 1960
Opp.	6 — Donald Doll, Detroit	October 8, 1950
	— Roy Winston, Minnesota	October 25, 1964
	— Gene Howard, L.A. Rams	November 21, 1971
	— Bill Simpson, L.A. Rams	November 20, 1977

MOST INTERCEPTION RETURN YARDS

49ERS	104 — Dwight Hicks at Washington	October 4, 1981
Opp.	107 — Aaron Martin, L.A. Rams	October 18, 1954

RECEIVING

MOST PASS RECEPTIONS

49ERS	13 — Jerry Rice at Atlanta	October 14, 1990
-------	----------------------------------	------------------

MOST YARDS ON PASS RECEPTIONS

49ERS	286 — John Taylor at L.A. Rams	December 11, 1989
Opp.	214 — Harlon Hill, Chicago	October 31, 1954

MOST TOUCHDOWNS ON PASS RECEPTIONS

49ERS	5 — Jerry Rice at Atlanta	October 14, 1990
Opp.	4 — Harlon Hill, Chicago	October 31, 1954

RETURNS

MOST KICKOFFS RETURNED

49ERS	7 — Abe Woodson at Detroit	September 23, 1962
	— Vic Washington vs. Detroit	November 4, 1973
	— James Owens at Dallas Cowboys	October 12, 1980
Opp.	7 — Jamie Holland, San Diego	November 27, 1988

MOST KICKOFF RETURN YARDS

49ERS	210 — Abe Woodson vs. Detroit	November 11, 1962
Opp.	208 — Ron Smith, Chicago	November 14, 1972

HIGHEST AVERAGE KICKOFF RETURN (Min. 3 Returns)

49ERS	67.3 — Lenny Lyles vs. Baltimore (3 Rets. - 202 Yds)	December 18, 1960
Opp.	48.3 — Gale Sayers, Chicago (3 Rets. - 145 Yds)	December 3, 1967

MOST PUNTS RETURNED

49ERS	9 — Ralph McGill at Atlanta	October 29, 1972
	— Tony Leonard vs. New Orleans	October 17, 1976
Opp.	7 — Rolland Lawrence, Atlanta	October 23, 1976

MOST PUNT RETURN YARDS

49ERS	141 — Tony Leonard vs. New Orleans	October 17, 1976
Opp.	184 — Larry Watkins, Detroit	October 6, 1963

HIGHEST PUNT RETURN AVERAGE

49ERS	40.7	— Hugh McElhenny at Chicago (3 Ret. - 122 Yds)	October 19, 1952
Opp.	36.8	— Larry Watkins, Detroit (5 Ret. - 184 Yds) ...	October 6, 1963

PUNTS

MOST PUNTS

49ERS	11	— Pete Brown at Chicago	October 17, 1954
		— Tom Wittum vs. L.A. Rams	November 21, 1976
Opp.	12	— Rusty Jackson, L.A. Rams	November 21, 1976
		— Wilbur Summers, Detroit	October 23, 1977

MOST YARDS PUNTING

49ERS	517	— Tom Wittum vs. L.A. Rams	November 21, 1976
Opp.	461	— John James, Atlanta	October 29, 1972

HIGHEST PUNTING AVERAGE (Min. 4 Punts)

49ERS	54.5	— Tommy Davis vs. Chicago (4 Punts - 218 Yds)	November 19, 1961
Opp.	58.5	— Reggie Roby, Miami (4 Punts - 234 Yds)	September 28, 1986

POINTS

MOST POINTS

49ERS	30	— Jerry Rice at Atlanta	October 14, 1990
Opp.	36	— Gale Sayers, Chicago	December 12, 1965

MOST TOUCHDOWNS

49ERS	5	— Jerry Rice at Atlanta	October 14, 1990
Opp.	6	— Gale Sayers, Chicago	December 12, 1965

KICKING

MOST EXTRA POINTS ATTEMPTED

49ERS	7	— Tommy Davis at Detroit	October 1, 1961
		— Bruce Gossett at Atlanta	October 29, 1972
		— Ray Wersching vs. L.A. Rams	December 27, 1987
AAFC	9	— Joe Vetrano vs. Brooklyn	November 21, 1948
Opp.	8	— Paige Cothren, L.A. Rams	October 9, 1958

MOST EXTRA POINTS CONVERTED

49ERS	7	— Tommy Davis at Detroit	October 1, 1961
		— Bruce Gossett at Atlanta	October 29, 1972
AAFC	9	— Joe Vetrano vs. Brooklyn	November 21, 1948
Opp.	8	— Paige Cothren, L.A. Rams	October 9, 1958

MOST FIELD GOALS ATTEMPTED

49ERS	6	— Gordy Soltau at Green Bay	November 23, 1958
		— Tommy Davis at Dallas Cowboys	November 20, 1960
		— Tommy Davis at L.A. Rams	October 17, 1965
		— Ray Wersching at New Orleans	October 16, 1983
Opp.	7	— Morten Andersen, New Orleans	October 25, 1987

MOST FIELD GOALS MADE

49ERS	6	— Ray Wersching at New Orleans	October 16, 1983
Opp.	5	— Lou Michaels, Baltimore	September 25, 1966
		— Morten Andersen, New Orleans	October 25, 1987

LONGEST FIELD GOAL

49ERS	56	— Mike Cofer at Atlanta	October 14, 1990
Opp.	54	— Jan Stenerud, Kansas City	December 6, 1971

The Last Time

Punt Returned for TD

- BY 49ERS:** John Taylor, 95 yards vs. Washington, Nov. 21, 1988 (Team Record)
- BY OPPONENTS:** Pete Mandley, 63 yards at Detroit, Oct. 20, 1985

Kickoff Returned for TD

- BY 49ERS:** Joe Cribbs, 92 yards vs. Atlanta, Dec. 20, 1987
- BY OPPONENTS:** Stanford Jennings, 93 yards vs. Cincinnati, Jan. 22, 1989 (Super Bowl XXIII)
- Regular Season: Sylvester Stamps, 97 yards vs. Atlanta, Dec. 20, 1987

Interception Returned for TD

- BY 49ERS:** Michael Carter, 61 yards vs. Washington, January 12, 1991
- Regular Season: Tom Holmoe, 78 yards vs. St. Louis, Nov. 9, 1986
- BY OPPONENTS:** Robert Moore, 47 yards vs. Atlanta, Sept. 18, 1988

Fumble Returned for TD

- BY 49ERS:** Charles Haley, 3 yards vs. Atlanta, November 12, 1989
- BY OPPONENTS:** Erik McMillan, 45 yards at N.Y. Jets, October 29, 1989

Safety

- BY 49ERS:** Keena Turner vs. Atlanta, September 23, 1990
- BY OPPONENTS:** Al Harris at Philadelphia, September 24, 1989

PAT Unsuccessful

- BY 49ERS:** Mike Cofer (bad snap) at L.A. Rams, December 17, 1990
- BY OPPONENTS:** Chuck Nelson (kick failed) vs. Minnesota, Jan. 1, 1989

PAT Blocked

- BY 49ERS:** Michael Carter vs. Seattle, Nov. 25, 1985
- BY OPPONENTS:** Wilber Marshall for Washington, Nov. 21, 1988

Punt Blocked

- BY 49ERS:** Don Griffin vs. L.A. Rams, Jan. 14, 1990
- Regular Season: Matt Courtney at N.Y. Giants, Oct. 5, 1987
- BY OPPONENTS:** George Thomas for Atlanta, October 14, 1990

FGA Blocked

- BY 49ERS:** Charles Haley vs. Washington, September 16, 1990
- BY OPPONENTS:** Troy Epps for Atlanta, September 23, 1990

Shutout

- BY 49ERS:** 49ers 26, Chicago 0, December 24, 1989
- BY OPPONENTS:** Atlanta 7, 49ers 0, Oct. 9, 1977

49ers' Individual NFL Season Records

RUSHING

Most Yards Gained	1,502	—Roger Craig	1988
Most Carries	310	—Roger Craig	1988
Best Avg. (Min. 50 carries)	6.1	—Joe Perry	1954 & 1958
Most Touchdowns	10	—Bill Kilmer	1961

PASSING

Most Attempts	578	—Steve DeBerg	1979
Most Completions	347	—Steve DeBerg	1979
Most Yards Gained	3,944	—Joe Montana	1990
Most Touchdowns	31	—Joe Montana	1987
Highest Completion Percentage	70.2	—Joe Montana	1989
Highest Pass Rating	112.4	—Joe Montana	1989
Best Avg. Gain Per Attempt	9.1	—John Brodie	1961
Most Yds. Lost Att. To Pass	362	—Y.A. Tittle	1957
Most Interceptions	28	—Y.A. Tittle	1955

RECEIVING

Most Receptions	100	—Jerry Rice	1990
By a Running Back	92	—Roger Craig	1985
Most Yards Gained	1,570	—Jerry Rice	1986
Most Touchdowns	22	—Jerry Rice	1987
Best Avg. (Min. 16 receptions)	21.4	—Freddie Solomon (31 recept.)	1983

SCORING

Most Points	138	—Jerry Rice	1987
Most Touchdowns	23	—Jerry Rice	1987
Most Field Goal Attempts	38	—Mike Cofer	1988
Most Field Goals Made	29	—Mike Cofer	1989
Most Consecutive Field Goals	17	—Mike Cofer	1989
Highest Field Goal Percentage	83.3%	—Ray Wersching (20-of-24) 1979, and (25-of-30) 1983	
Most Extra Points Attempted	56	—Ray Wersching	1984
Most Extra Points Made	56	—Ray Wersching	1984
Highest Extra Point Percentage		100% or 1000.	
Several, last time: Mike Cofer with 39-of-39 in 1990.			

DEFENSE

Most Intercepted Passes	10	—Dave Baker	1960
		—Ronnie Lott	1986
Most Yds. Ret. Int. Passes	239	—Dwight Hicks (9 Int)	1981
Most Kickoff Returns	41	—James Owens	1979
		—Dexter Carter	1990
Most Yds. on Kickoff Returns	1,157	—Abe Woodson (37 Ret.)	1962
Highest Avg. KO Ret. (Min. 16)	34.4	—Joe Arenas (16 for 551)	1953
Most Punt Returns	45	—Dana McLemore	1984
Most Yards Punt Returns	556	—John Taylor	1988
Highest Avg. Punt Return Min.	22.3	—Dana McLemore (7 for 156)	1982

49ers' Single Game Records

(SINCE THE 49ERS JOINED THE NFL IN 1950)

OFFENSE

MOST POINTS

49ERS	52	vs. Chicago (52-24)	September 19, 1965
Opp.	61	at Chicago (20-61)	December 12, 1965
Combined	83	vs. Minnesota (M 42-41)	October 24, 1965

MOST TOUCHDOWNS SCORED

49ERS	7	vs. Dallas Texans	October 26, 1952
		at Detroit	October 1, 1961
		at Atlanta	October 29, 1972
		vs. L.A. Rams	December 27, 1987
Opp.	9	at Chicago	December 12, 1965

MOST FIRST DOWNS

49ERS	33	vs. Houston	November 8, 1987
Opp.	31	vs. Dallas Cowboys	November 10, 1963

FEWEST FIRST DOWNS

49ERS	3	vs. Baltimore	November 22, 1959
Opp.	2	vs. New Orleans	October 21, 1973

MOST FIRST DOWNS RUSHING

49ERS	20	at Minnesota	October 15, 1961
Opp.	19	at Green Bay	October 11, 1959

FEWEST FIRST DOWNS RUSHING

49ERS	0	at Minnesota	December 14, 1969
Opp.	0	vs. L.A. Rams	December 6, 1964

MOST FIRST DOWNS PASSING

49ERS	24	at Atlanta	October 14, 1990
Opp.	25	at N.Y. Jets	September 21, 1980

FEWEST FIRST DOWNS PASSING

49ERS	1	vs. L.A. Rams	October 7, 1956
		at Detroit	October 6, 1963
		at Green Bay (Milwaukee)	November 24, 1963
		vs. Minnesota	November 29, 1976
Opp.	0	vs. L.A. Rams	October 10, 1971
		vs. New Orleans	October 21, 1973

MOST FIRST DOWNS BY PENALTIES

49ERS	6	vs. Atlanta	December 6, 1970
		vs. Atlanta	October 22, 1978
		at New Orleans	October 25, 1987
Opp.	6	at Washington	November 12, 1967
		vs. Detroit	October 23, 1977

MOST TOTAL PLAYS

49ERS	87	at Chicago	November 13, 1966
Opp.	95	at Green Bay (Milwaukee)	October 26, 1986

FEWEST TOTAL PLAYS

49ERS	24	at Chicago	October 14, 1956
Opp.	32	at Chicago	October 16, 1960

MOST NET YARDS TOTAL OFFENSE

49ERS	597	vs. Baltimore	December 13, 1953
Opp.	584	at Chicago	December 12, 1965
Combined	1,009	vs. San Diego (SD 544-465)	December 11, 1982

FEWEST NET YARDS TOTAL OFFENSE

49ERS	61	at Detroit	October 6, 1963
Opp.	44	vs. Atlanta	October 23, 1976

RUSHING

MOST RUSHING PLAYS

49ERS	59	at Minnesota	December 4, 1977
Opp.	62	vs. Chicago	September 24, 1950

FEWEST RUSHING PLAYS

49ERS	12	vs. Chicago	October 13, 1985
Opp.	11	at N.Y. Jets	September 21, 1980

MOST NET YARDS RUSHING

49ERS	324	at Minnesota	October 15, 1961
Opp.	324	at L.A. Rams	November 9, 1958

FEWEST NET YARDS RUSHING

49ERS	5	vs. Houston	December 7, 1975
Opp.	7	at New Orleans	October 1, 1972

HIGHEST RUSHING AVERAGE

49ERS	10.90	vs. Dallas Texans (24 Plays - 263 Yds)	October 26, 1952
Opp.	8.30	at L.A. Rams (39 Plays - 324 Yds)	November 9, 1958

LOWEST RUSHING AVERAGE

49ERS	0.20	vs. Houston (25 Plays - 5 Yds)	December 7, 1975
Opp.	0.44	at New Orleans (16 Plays - 7 Yds)	October 1, 1972

PASSING

MOST PASSES ATTEMPTED

49ERS	60	at Washington	November 17, 1986
Opp.	60	at N.Y. Jets	September 21, 1980

FEWEST PASSES ATTEMPTED

49ERS	8	vs. Minnesota	November 29, 1976
		vs. New Orleans	November 27, 1977
Opp.	8	vs. L.A. Rams	November 21, 1976
		vs. New Orleans	November 27, 1977

MOST PASSES COMPLETED

49ERS	37	at Atlanta	October 6, 1985
Opp.	42	at N.Y. Jets	September 21, 1980

FEWEST PASSES COMPLETED

49ERS	3	vs. Minnesota	November 29, 1976
Opp.	2	vs. L.A. Rams	October 10, 1971
		at N.Y. Giants	October 16, 1977

MOST NET YARDS PASSING

49ERS	442	at Atlanta	October 14, 1990
Opp.	444	vs. San Diego	December 11, 1982

FEWEST NET YARDS PASSING

49ERS	-10	at Detroit	October 6, 1963
Opp.	-39	vs. Atlanta	October 23, 1976

MOST GROSS YARDS PASSING

49ERS	476	at Atlanta	October 14, 1990
Opp.	460	vs. Dallas Cowboys	November 10, 1963

FEWEST GROSS YARDS PASSING

49ERS	32	vs. Minnesota	November 29, 1976
Opp.	13	vs. Chicago	September 16, 1962
		vs. L.A. Rams	October 10, 1971

HIGHEST COMPLETION PERCENTAGE

49ERS	85.0	vs. Atlanta (17 of 20)	September 29, 1968
	85.0	vs. Atlanta (17 of 20)	November 12, 1989
Opp.	88.9	vs. L.A. Rams (16 of 18)	November 7, 1954

LOWEST COMPLETION PERCENTAGE

49ERS	22.2	at Pittsburgh (4 of 18)	September 19, 1977
Opp.	16.7	vs. L.A. Rams (2 of 12)	October 10, 1971

HIGHEST AVERAGE GAIN PER PASS ATTEMPT

49ERS	16.7	vs. Chicago (19 Atts - 318 Yds)	November 19, 1961
Opp.	17.3	at L.A. Rams (16 Atts - 276 Yds)	October 20, 1974

MOST YARDS LOST ATTEMPTING TO PASS

49ERS	95	vs. Dallas Texans	October 26, 1952
Opp.	87	at L.A. Rams	October 11, 1976

MOST TIMES TACKLING PASSER

49ERS	10	vs. L.A. Rams	December 6, 1964
		at L.A. Rams	October 11, 1976
		vs. N.Y. Giants	November 23, 1980
Opp.	9	at Detroit	October 6, 1963
		vs. L.A. Rams	December 18, 1988

MOST INTERCEPTIONS BY

49ERS	7	at Tampa Bay	September 7, 1986
Opp.	7	at L.A. Rams	October 18, 1964

FUMBLES/PENALTIES

MOST FUMBLES

49ERS	10	at Detroit	December 17, 1978
Opp.	8	at N.Y. Giants	December 1, 1957
		vs. Minnesota	October 24, 1965

MOST FUMBLES LOST

49ERS	6	at Cleveland	November 12, 1950
		at Minnesota	October 15, 1961
Opp.	6	at N.Y. Giants	December 1, 1957

MOST PENALTIES

49ERS	14	at Chicago	October 19, 1952
		at Baltimore	November 29, 1953
		at Pittsburgh	November 20, 1954
		at Washington	November 17, 1986
		vs. Denver	October 9, 1988
		at Phoenix	November 6, 1988
Opp.	17	at Atlanta	November 5, 1978

FEWEST PENALTIES

49ERS	0	vs. L.A. Rams	November 21, 1976
		vs. New Orleans	December 11, 1988

Opp.	0	at Cleveland	November 29, 1959
		at Detroit	October 6, 1963
		at Green Bay	December 14, 1963
		at Detroit	December 13, 1964
		at Baltimore	October 26, 1969

MOST YARDS LOST ON PENALTIES

49ERS	168	at St. Louis	October 24, 1971
Opp.	165	at Minnesota	October 30, 1966

PUNTS/KICKS

MOST PUNTS

49ERS	11	vs. L.A. Rams	November 21, 1976
Opp.	12	vs. L.A. Rams	November 21, 1976
		vs. Detroit	October 23, 1977

FEWEST PUNTS

49ERS	0	vs. Baltimore	December 13, 1953
		vs. New Orleans	November 14, 1971
		vs. New York Giants	October 15, 1972
Opp.	1	vs. L.A. Rams	September 30, 1973
	1	vs. New England	October 22, 1989

MOST YARDS PUNTING

49ERS	517	vs. L.A. Rams	November 21, 1976
Opp.	461	at Atlanta	October 29, 1972

FEWEST PUNTING YARDS

49ERS	0	vs. Baltimore	December 13, 1953
		vs. New Orleans	November 14, 1971
		vs. N.Y. Giants	October 15, 1972
Opp.	23	at Baltimore	October 1, 1967

HIGHEST PUNTING AVERAGE (Min. 4 Punts)

49ERS	54.5	vs. Chicago (4 Punts - 218 Yds)	November 19, 1961
Opp.	58.5	at Miami (5 Punts - 267 Yds)	October 30, 1960

LOWEST PUNTING AVERAGE (Min. 4 Punts)

49ERS	23.3	at Green Bay (4 Punts - 93 Yds)	November 26, 1950
Opp.	30.2	at New England (6 Punts - 181 Yds) ...	October 26, 1975

MOST PUNT RETURNS

49ERS	9	at Atlanta	October 29, 1972
		vs. New Orleans	October 17, 1976
Opp.	9	at Detroit	October 6, 1963

MOST YARDS PUNT RETURNS

49ERS	144	vs. Philadelphia	September 27, 1959
Opp.	231	at Detroit	October 6, 1963

MOST KICKOFFS RETURNED

49ERS	9	at Detroit	November 14, 1954
		vs. L.A. Rams	September 30, 1973
		at L.A. Rams	October 5, 1980
Opp.	9	at New Orleans	October 1, 1972

MOST KICKOFF RETURN YARDS

49ERS	256	at Detroit	November 14, 1954
Opp.	260	at Dallas Cowboys	November 11, 1965

49ers' NFL Season Records

Most Points Scored

BY 49ERS	475 in 1984
BY OPPONENTS	415 in 1980

Fewest Points Scored

BY 49ERS	198 in 1963 ^b
BY OPPONENTS	190 in 1976 ^b

Most Touchdowns Scored

BY 49ERS	59 in 1987 ^d
BY OPPONENTS	54 in 1979

Fewest Touchdowns Scored

BY 49ERS	21 in 1960 ^a
BY OPPONENTS	23 in 1971 ^b

Most First Downs

BY 49ERS	357 in 1987 ^d
BY OPPONENTS	341 in 1980

Fewest First Downs

BY 49ERS	182 in 1959 ^a
BY OPPONENTS	167 in 1952 ^a

Most First Downs Rushing

BY 49ERS	141 in 1988
AAFC	152 in 1948 ^b
BY OPPONENTS	137 in 1980

Fewest First Downs Rushing

BY 49ERS	49 in 1982 ^c
BY OPPONENTS	71 in 1982 ^c

Most First Downs Passing

BY 49ERS	213 in 1986
BY OPPONENTS	185 in 1980

Fewest First Downs Passing

BY 49ERS	76 in 1959 ^a
BY OPPONENTS	74 in 1954 ^a

Most First Downs by Penalties

BY 49ERS	34 in 1978
BY OPPONENTS	37 in 1978

Fewest First Downs by Penalties

BY 49ERS	9 in 1963 ^b
AAFC	8 in 1948 ^b
BY OPPONENTS	9 in 1960, 1956 ^a

Most Net Yards Offense

BY 49ERS	6,366 in 1984
BY OPPONENTS	5,969 in 1980

Fewest Net Yards Offense

BY 49ERS	3,242 in 1982 ^c
BY OPPONENTS	3,035 in 1982 ^c

Most Total Offensive Plays

BY 49ERS	1,118 in 1986
BY OPPONENTS	1,116 in 1985

Fewest Total Plays

BY 49ERS	587 in 1982 ^c
BY OPPONENTS	596 in 1982 ^c

Highest Avg. Gain Per Offensive Play

BY 49ERS	6.19 in 1961 ^b
BY OPPONENTS	5.99 in 1962 ^b

Most Net Yards Rushing

BY 49ERS	2,523 in 1988
AAFC	3,663 in 1948 ^b
BY OPPONENTS	2,241 in 1962 ^b

Fewest Net Yards Rushing

BY 49ERS	740 in 1982 ^c
BY OPPONENTS	1,199 in 1982 ^c

Most Net Yards Passing

BY 49ERS	4,302 in 1989
BY OPPONENTS	3,751 in 1980

Fewest Net Yards Passing

BY 49ERS	1,508 in 1977 ^b
BY OPPONENTS	1,638 in 1952 ^a

Most Total Yards Passing

BY 49ERS	4,584 in 1989
BY OPPONENTS	3,958 in 1980

Fewest Total Yards Passing

BY 49ERS	1,685 in 1959 ^a
BY OPPONENTS	1,948 in 1977 ^b

Most Times Tackled Passer

BY 49ERS	61 in 1976 ^b
BY OPPONENTS	51 in 1984

Most Yards Lost Attempting to Pass

BY 49ERS 396 in 1952^a
 BY OPPONENTS 573 in 1976^b

Fewest Yards Lost Attempting to Pass

BY 49ERS 87 in 1970
 BY OPPONENTS 113 in 1982^c

Most Pass Attempts

BY 49ERS 602 in 1979
 BY OPPONENTS 621 in 1985

Fewest Pass Attempts

BY 49ERS 264 in 1959^d
 BY OPPONENTS 270 in 1977^d

Most Pass Completions

BY 49ERS 363 in 1980
 BY OPPONENTS 327 in 1980

Fewest Pass Completions

BY 49ERS 132 in 1959^d
 BY OPPONENTS 139 in 1977^b

Highest Completion Percentage

BY 49ERS 70.2% in 1989
 BY OPPONENTS 66.1% in 1980

Lowest Completion Percentage

BY 49ERS 44.7% in 1963^b
 BY OPPONENTS 44.2% in 1952^a

Highest Avg. Gain Per Pass Attempt

BY 49ERS 9.49 in 1989
 BY OPPONENTS 8.00 in 1980

Most Passes Intercepted

BY 49ERS 39 in 1986
 BY OPPONENTS 36 in 1978

Fewest Passes Intercepted

BY 49ERS 8 in 1977^b
 BY OPPONENTS 9 in 1982^c

Most Fumbles

BY 49ERS 56 in 1978
 BY OPPONENTS 50 in 1978

Most Fumbles Lost

BY 49ERS 30 in 1978
 BY OPPONENTS 27 in 1978

Fewest Fumbles

BY 49ERS 14 in 1960^a
 BY OPPONENTS 14 in 1982^c

Most Penalties

BY 49ERS 116 in 1978
 BY OPPONENTS 154 in 1978

Fewest Penalties

BY 49ERS 44 in 1982^c
 BY OPPONENTS 37 in 1956^a

Most Yards Penalized

BY 49ERS 997 in 1970
 BY OPPONENTS 1,301 in 1978

Fewest Yards Penalized

BY 49ERS 439 in 1963^b
 BY OPPONENTS 321 in 1956^a

Most Punts

BY 49ERS 97 in 1978
 BY OPPONENTS 108 in 1976^b

Fewest Punts

BY 49ERS 42 in 1953^a
 BY OPPONENTS 42 in 1956^a

Most Yards Punting

BY 49ERS 3,858 in 1981
 BY OPPONENTS 4,327 in 1976^b

Fewest Yards Punting

BY 49ERS 1,676 in 1982^c
 BY OPPONENTS 1,709 in 1956^a

Highest Punting Average

BY 49ERS 45.8 in 1965^b
 BY OPPONENTS 45.8 in 1964^b

Lowest Punting Average

BY 49ERS 35.0 in 1977^b
 BY OPPONENTS 38.2 in 1980

Most Punts Blocked

BY 49ERS 3 in 1975^b
 BY OPPONENTS 3 in 1975^b

Most Punts Returned

BY 49ERS 65 in 1976^b
 BY OPPONENTS 57 in 1981

Fewest Punts Returned

BY 49ERS 18 in 1963^b
 BY OPPONENTS 19 in 1971^b

Most Yards Punt Returns

BY 49ERS 612 in 1988
 AAFC 676 in 1948^b
 BY OPPONENTS 664 in 1981

Fewest Yards Punt Returns

BY 49ERS 99 in 1963^b
 BY OPPONENTS 44 in 1971^b

Highest Avg. Punt Return

BY 49ERS 12.3 in 1950^a
 AAFC 15.4 in 1948^b
 BY OPPONENTS 12.4 in 1965^b

Lowest Avg. Punt Return

BY 49ERS 3.03 in 1955^a
 BY OPPONENTS 2.23 in 1971^b

Most Kickoffs Returned

BY 49ERS 75 in 1980^b & 1979
 BY OPPONENTS 78 in 1984

Fewest Kickoffs Returned

BY 49ERS 36 in 1952^a, 1982^c
 BY OPPONENTS 37 in 1964

Most Kickoff Return Yards

BY 49ERS 1,739 in 1962^b
 BY OPPONENTS 1,675 in 1983

Fewest Kickoff Return Yards

BY 49ERS 742 in 1982^c
 BY OPPONENTS 739 in 1958^a

Highest Avg. Kickoff Return

BY 49ERS 28.0 in 1962^b
 BY OPPONENTS 27.6 in 1969^b

Lowest Avg. Kickoff Return

BY 49ERS 17.7 in 1968^b
 BY OPPONENTS 17.6 in 1958^a

^a 12 Games

^b 14 Games

^c 9 Games

^d 15 Games

All others 16 games

49ers' All-Time Top-10 Crowds (Home & Away)

RANK	OPPONENT	ATTENDANCE	DATE	RESULTS
1.	At L.A. Rams	102,368	11/10/57	Rams 37-24
2.	At L.A. Rams	95,082	11/9/58	Rams 56-7
3.	At L.A. Rams	94,276	11/8/59	49ers 24-16
4.	At L.A. Raiders	87,006	9/22/85	49ers 34-10
5.	At L.A. Rams	85,856	11/8/53	49ers 31-27
6.	At L.A. Rams+	84,483	10/11/76	49ers 16-0
7.	At Super Bowl XIX	84,059	1/20/85	49ers 38-16
8.	At New Orleans	81,595	9/26/71	49ers 38-20
9.	At Super Bowl XVI	81,270	1/24/82	49ers 26-21
10.	At Cleveland	80,698	11/15/53	Browns 23-21

+ Monday Night

(Super Bowl XIX vs. Miami at Stanford, CA & Super Bowl XVI vs. Cincinnati at Pontiac, MI)

49ers' Postseason NFL Records

Team

Offense

MOST POINTS SCORED

49ERS	55	vs. Denver (55-10)	January 28, 1990
Opp.	49	at N.Y. Giants (49-3)	January 4, 1987
Combined	65	vs. Denver (55-10)	January 28, 1990

FEWEST POINTS SCORED

49ERS	3	at Dallas	January 2, 1972
		at N.Y. Giants	December 29, 1985
		at N.Y. Giants	January 4, 1987
Opp.	0	vs. Chicago	January 6, 1985
Combined	17	at Dallas	January 2, 1972

MOST TOUCHDOWNS SCORED

49ERS	8	vs. Denver	January 28, 1990
Opp.	7	at N.Y. Giants	January 4, 1987

MOST FIRST DOWNS

49ERS	31	vs. Miami	January 20, 1985
Opp.	25	vs. Minnesota	January 6, 1990
		vs. Washington	January 12, 1991

FEWEST FIRST DOWNS

49ERS	9	at Dallas	January 2, 1972
		at N.Y. Giants	January 4, 1987
Opp.	9	vs. L.A. Rams	January 14, 1990

MOST FIRST DOWNS RUSHING

49ERS	16	vs. Miami	January 20, 1985
Opp.	12	at N.Y. Giants	January 4, 1987

FEWEST FIRST DOWNS RUSHING

49ERS	2	vs. Dallas	January 3, 1971
		vs. Washington	December 26, 1971
		at Dallas	January 2, 1972
		at N.Y. Giants	January 4, 1987
Opp.	0	vs. L.A. Rams	January 14, 1990

MOST FIRST DOWNS PASSING

49ERS	17	vs. Cowboys	January 10, 1982
Opp.	18	vs. Washington	January 12, 1991

FEWEST FIRST DOWNS PASSING

49ERS	6	vs. Cowboys	December 23, 1972
		at N.Y. Giants	January 4, 1987
Opp.	3	vs. Chicago	January 6, 1985

MOST FIRST DOWNS BY PENALTIES

49ERS	3	vs. N.Y. Giants	January 3, 1982
		vs. Dallas	January 10, 1982
		at N.Y. Giants	December 28, 1985
Opp.	4	vs. Cincinnati	January 24, 1982

MOST TOTAL PLAYS

49ERS	77	vs. L.A. Rams	January 14, 1990
		vs. Denver	January 28, 1990
Opp.	79	vs. Minnesota	January 6, 1990

FEWEST TOTAL PLAYS

49ERS	47	at Dallas	January 2, 1972
Opp.	47	vs. L.A Rams	January 14, 1990

MOST NET YARDS TOTAL OFFENSE

49ERS	537	vs. Miami	January 20, 1985
Opp.	412	vs. Detroit	December 31, 1983
Combined	835	at Washington	January 8, 1984

FEWEST NET YARDS TOTAL OFFENSE

49ERS	184	at N.Y. Giants	January 4, 1987
Opp.	156	vs. L.A. Rams	January 14, 1990

RUSHING

MOST RUSHING PLAYS

49ERS	45	vs. L.A. Rams	January 14, 1990
		vs. Miami	January 20, 1985
Opp.	51	vs. Dallas	January 3, 1971

FEWEST RUSHING PLAYS

49ERS	16	at Dallas	January 2, 1972
		at Washington	January 8, 1984
Opp.	9	vs. Miami	January 20, 1985

MOST NET YARDS RUSHING

49ERS	211	vs. Miami	January 20, 1985
Opp.	216	at N.Y. Giants	January 4, 1987

FEWEST NET YARDS RUSHING

49ERS	29	at N.Y. Giants	January 4, 1987
Opp.	24	vs. Cincinnati	January 24, 1982

HIGHEST RUSHING AVERAGE

49ERS	6.4	vs. Minnesota (18 plays - 115 Yds)	January 9, 1988
Opp.	5.3	vs. Dallas (31 plays - 165 Yds)	December 23, 1972

LOWEST RUSHING AVERAGE

49ERS	1.5	at N.Y. Giants (20 plays - 29 Yds)	January 4, 1987
Opp.	2.6	vs. L.A. Rams (10 plays - 26 yards)	January 20, 1990

PASSING

MOST PASSES ATTEMPTED

49ERS	48	at Washington	January 8, 1984
		at N.Y. Giants	December 28, 1985
Opp.	54	vs. Minnesota	January 6, 1990

FEWEST PASSES ATTEMPTED

49ERS	19	vs. Washington	December 26, 1971
Opp.	18	at Dallas	January 2, 1972

MOST PASSES COMPLETED

49ERS	27	at Washington	January 8, 1984
	27	vs. L.A. Rams	January 14, 1990
Opp.	31	vs. Minnesota	January 6, 1990

FEWEST PASSES COMPLETED

49ERS	10	vs. Washington	December 26, 1971
Opp.	7	vs. Minnesota	January 3, 1971

MOST NET YARDS PASSING

49ERS	347	at Washington	January 8, 1984
Opp.	361	vs. Washington	January 12, 1991

FEWEST NET YARDS PASSING

49ERS	148	vs. Cincinnati	January 24, 1982
Opp.	37	vs. Chicago	January 6, 1985

MOST GROSS YARDS PASSING

49ERS	357	vs. Cincinnati	January 22, 1989
Opp.	338	vs. Minnesota	January 6, 1985

FEWEST GROSS YARDS PASSING

49ERS	150	vs. Dallas	December 23, 1972
Opp.	87	vs. Chicago	January 6, 1985

HIGHEST COMPLETION PERCENTAGE

49ERS	87.1	vs. L.A. Rams	January 14, 1990
Opp.	73.5	vs. Cincinnati	January 24, 1982

LOWEST COMPLETION PERCENTAGE

49ERS	40.5	at N.Y. Giants	January 4, 1987
Opp.	31.8	vs. Dallas	January 3, 1971

HIGHEST AVERAGE GAIN PER PASS ATTEMPT

49ERS	9.6	vs. Minnesota	January 6, 1990
		vs. Denver	January 28, 1990
Opp.	7.9	at Washington	January 8, 1984

MOST YARDS LOST ATTEMPTING TO PASS

49ERS	28	vs. N.Y. Giants	December 29, 1984
		at N.Y. Giants	December 28, 1985
Opp.	50	vs. Chicago	January 6, 1985

MOST TIMES TACKLING PASSER

49ERS	9	vs. Chicago	January 6, 1985
Opp.	4	vs. N.Y. Giants	December 29, 1984
		at N.Y. Giants	December 28, 1985
		vs. Minnesota	January 9, 1988
		vs. Cincinnati	January 22, 1989

MOST INTERCEPTIONS BY

49ERS	5	vs. Detroit	December 31, 1983
Opp.	3	vs. Detroit	December 22, 1957
		at Dallas	January 2, 1972
		vs. Dallas	January 10, 1982
		vs. N.Y. Giants	December 29, 1984
		at N.Y. Giants	January 4, 1987

FUMBLES/PENALTIES

MOST FUMBLES

49ERS	6	vs. Detroit	December 22, 1957
Opp.	4	vs. Dallas	January 3, 1971
		vs. Dallas	December 23, 1972
		vs. N.Y. Giants	January 3, 1982
		vs. Dallas	January 10, 1982

MOST FUMBLES LOST

49ERS	3	at Minnesota	December 27, 1970
		vs. Dallas	January 10, 1982
Opp.	3	vs. Detroit	December 22, 1957
		vs. Dallas	December 23, 1972

MOST PENALTIES

49ERS	14	vs. N.Y. Giants	January 3, 1982
Opp.	9	vs. N.Y. Giants	January 3, 1982
		vs. Minnesota	January 1, 1989

FEWEST PENALTIES

49ERS	0	at Chicago	January 8, 1989
Opp.	0	vs. Denver	January 28, 1990

MOST YARDS LOST ON PENALTIES

49ERS	145	vs. N.Y. Giants	January 3, 1982
Opp.	90	vs. Minnesota	January 1, 1989

PUNTS/KICKS

MOST PUNTS

49ERS	10	vs. Washington	December 26, 1971
		at N.Y. Giants	January 4, 1987
Opp.	7	at Minnesota	December 27, 1970
		vs. Miami	January 20, 1985
		at N.Y. Giants	January 4, 1987
		vs. Minnesota	January 1, 1989
		at Chicago	January 8, 1989

FEWEST PUNTS

49ERS	3	vs. Detroit	December 22, 1957
		vs. Dallas	January 10, 1982
		vs. Chicago	January 6, 1985
		vs. Miami	January 20, 1985
Opp.	1	vs. L.A. Rams	January 14, 1990

MOST YARDS PUNTING

49ERS	400	at N.Y. Giants	January 4, 1987
Opp.	307	at N.Y. Giants	January 4, 1987

FEWEST PUNTING YARDS

49ERS	62	vs. L.A. Rams	January 14, 1990
Opp.	73	vs. Detroit	December 31, 1983

HIGHEST PUNTING AVERAGE (Min. 4 Punts)

49ERS	46.3	vs. N.Y. Giants (4 punts - 185 Yds)	January 3, 1982
Opp.	46.0	vs. Washington (5 punts - 231 Yds)	December 26, 1971

LOWEST PUNTING AVERAGE (Min. 4 Punts)

49ERS	30.8	vs. Minnesota (4 punts - 123 Yds)	January 6, 1990
Opp.	25.6	vs. Minnesota (5 punts - 128 Yds)	January 6, 1990

MOST PUNT RETURNS

49ERS	7	at Chicago	January 8, 1989
Opp.	7	at N.Y. Giants	January 4, 1987

MOST YARDS PUNT RETURNS

49ERS	69	at Minnesota	December 27, 1970
		vs. Chicago	January 6, 1985
Opp.	58	vs. Washington	December 26, 1971

MOST KICKOFFS RETURNED

49ERS	8	vs. Minnesota	January 9, 1988
Opp.	9	vs. Denver	January 28, 1990

MOST KICKOFF RETURN YARDS

49ERS	146	vs. Dallas	December 23, 1972
Opp.	196	vs. Denver	January 28, 1990

Other Candlestick Facts

Original Ground Breaking: 1958

Expansion: November 19, 1969

Approximate Cost: \$24.6 million (not including expansion cost)

Stadium Area: 141/2-acres on 82-acre site

Stadium Diameter: 680 feet at its shortest, 840 feet at its longest

Height: 120 feet

Steel Used: 1,034 tons structural steel, 8,000 tons reinforcing steel

Concrete Used: 50,000 Cubic Yards of Concrete

Capacity: 66,487

Restrooms: 54

Concession Stands: 29

Parking Capacity (Approximately)

Cars 14,400

Buses 175

49ers' Postseason NFL Records

Single Game

MOST YARDS RUSHING

49ERS	135—Roger Craig (21 carries) vs. Minnesota	1-1-89
Opp.	159—Joe Morris (24 carries) of N.Y. Giants	1-4-87

MOST CARRIES

49ERS	27—Ken Willard (85 yards) at Minnesota	12-27-70
Opp.	36—John Riggins (123 yards) of Washington	1-8-84

HIGHEST RUSHING AVERAGE

(Min. 4 carries)

49ERS	12.0—Steve Young (6 for 72 yards) vs. Minnesota	1-9-88
Opp.	7.8—Thomas Tracey (11 for 86 yards) of Detroit	12-22-57

MOST PASSES ATTEMPTED

49ERS	48—Joe Montana (27 completed for 347 yards) at Washington	1-8-84
Opp.	50—Dan Marino (29 completed for 318 yards) of Miami	1-20-85

MOST PASSES COMPLETED

49ERS	27—Joe Montana (48 attempted for 347 yards) at Washington	1-8-84
Opp.	29—Dan Marino (50 attempted for 318 yards) of Miami	1-20-85

MOST YARDS PASSING

49ERS	357—Joe Montana (23 of 36) vs Cincinnati	1-22-89
Opp.	361—Mark Rypien (27 of 48) of Washington	1-12-91

HIGHEST COMPLETION PERCENTAGE

49ERS	.867—Joe Montana (26 of 30) vs. L.A. Rams	1-14-90
Opp.	.735—Ken Anderson (25 of 34) of Cincinnati	1-24-82

MOST TD PASSES

49ERS	5—Joe Montana vs. Denver	1-28-90
Opp.	4—Phil Simms of N.Y. Giants	1-4-87

MOST PASS RECEPTIONS

49ERS	11—Jerry Rice (215 yards) vs. Cincinnati	1-22-89
Opp.	11—Dan Ross (104 yards) of Cincinnati	1-24-82

MOST RECEIVING YARDS

49ERS	215—Jerry Rice (11 catches) vs. Cincinnati	1-22-89
Opp.	227—Anthony Carter (10 catches) of Minnesota	1-9-88

MOST INTERCEPTIONS

49ERS	2—Skip Vanderbunt (4 yards) vs. Dallas	12-23-72
	—Ronnie Lott (32 yards) vs. N.Y. Giants	1-3-82
	—Riki Ellison (8 yards) vs. Detroit	12-31-83
	—Ronnie Lott (10 yards) vs. Minnesota	1-1-89
Opp.	2—Charlie Waters (12 yards) of Dallas	12-23-72
	—Everson Walls (0 yards) of Dallas	1-10-82
	—Gary Reasons (33 yards) of N.Y. Giants	12-29-84
	—Gary Fencik (5 yards) of Chicago	1-6-85

MOST INTERCEPTION RETURN YARDS

49ERS	61 — Michael Carter (1 Int-TD) vs. Washington	1-12-91
Opp.	45 — Reggie Rutland (1 Int-TD) of Minnesota	1-9-88

MOST PUNTS

49ERS	10 — Steve Spurrier (337 yards) vs. Washington	12-26-71
	10 — Max Runager (400 yards) at N.Y. Giants	1-4-87
Opp.	7 — Tom McNeil (276 yards) of Minnesota	12-27-70
	— Dave Finzer (302 yards) of Chicago	1-6-85
	— Bucky Scribner (275 yards) of Minnesota	1-1-89
	— Bryan Wagner (220 yards) of Chicago	1-8-89
	— Dale Hatcher (220 Yards) of L.A. Rams	1-14-90

MOST PUNTING YARDS

49ERS	400 — Max Runager (10 punts) at N.Y. Giants	1-4-87
Opp.	302 — Dave Finzer (7 punts) of Chicago	1-6-85

HIGHEST PUNTING AVERAGE

49ERS	46.3 — Jim Miller (4 punts/185 yards) vs. Cincinnati	1-24-82
Opp.	46.2 — Mike Bragg (5 punts/231 yards) of Washington	12-26-71

MOST POINTS SCORED

49ERS	18 — Larry Schreiber (3 rushing TDs) vs. Dallas	12-23-72
	— Roger Craig (2 receiving TDs & 1 rushing TD) vs. Miami	1-20-85
	— Jerry Rice (3 receiving TDs) vs. Denver	1-28-90
	— Jerry Rice (3 receiving TDs) vs. Minnesota	1-1-89
Opp.	18 — Chuck Nelson (5 FG, 3 PAT) of Minnesota	1-9-88

Longest Plays (Postseason)

LONGEST RUN FROM SCRIMMAGE

49ERS	80 — Roger Craig (touchdown) vs. Minnesota	1-1-89
Opp.	58 — Thomas Tracey (touchdown) of Detroit	12-22-57

LONGEST PASS COMPLETION

49ERS	78 — (touchdown) Gene Washington from John Brodle vs. Washington	12-26-71
Opp.	72 — (touchdown) Earnest Gray of N.Y. Giants	1-3-82

LONGEST INTERCEPTION RETURN

49ERS	61 — Michael Carter vs. Washington	1-12-91
Opp.	45 — Reggie Rutland of Minnesota	1-9-88

LONGEST PUNT

49ERS	59 —Steve Spurrier at Minnesota	12-27-70
	—Steve Spurrier vs. Dallas	1-3-71
Opp.	66 —Mike Bragg of Washington	12-26-71

LONGEST PUNT RETURN

49ERS	45 —John Taylor vs. Cincinnati	1-22-89
Opp.	47 —Ted Vactor of Washington	12-26-71

LONGEST KICKOFF RETURN

49ERS	97 —Vic Washington (touchdown) vs. Dallas	12-23-72
Opp.	93 —Stanford Jennings (touchdown) of Cincinnati	1-22-89

Longest Scoring Plays (Postseason)

LONGEST TD RUN

49ERS	80 —Roger Craig vs. Minnesota	1-1-89
Opp.	58 —Thomas Tracey of Detroit	12-22-57

LONGEST TD RECEPTION

49ERS	78 —Gene Washington from John Brodie vs. Washington	12-26-71
Opp.	72 —Earnest Gray from Scott Brunner of N.Y. Giants	1-3-82

LONGEST FIELD GOAL

49ERS	47 —Mike Cofer vs. Washington	1-12-91
Opp.	54 —Ed Murray of Detroit	12-31-83

Tackles

(Postseason)

MOST TOTAL TACKLES

49ERS	13 —Carlton Williamson (11 & 2) vs. Detroit	12-31-83
Opp.	12 —Bill Currier (8 & 4) of N.Y. Giants	12-29-84

MOST SOLO TACKLES

49ERS	11 —Carlton Williamson vs. Detroit	12-31-83
	—Michael Walter at Chicago	1-8-89
Opp.	10 —Ross Browner of Cincinnati	1-24-82
	—Ken Coffey of Washington	1-8-84

MOST ASSISTED TACKLES

49ERS	8 —Cedrick Hardman at Dallas	1-2-72
	—Frank Nunley at Dallas	1-2-72
Opp.	6 —Alvin Hall of Detroit	12-31-83

49ers' NFL Postseason Career Leaders

PASSING (Yards)

Player	Att.	Comp.	Yds	Pct.	TD	Int.
1. Montana, Joe	593	375	4758	63.2	39	17
2. Brodie, John	143	71	973	49.7	4	7
3. Tittle, Y.A.	31	18	248	58.1	3	3
4. Young, Steve	24	17	208	70.8	1	1
5. Kemp, Jeff	22	7	64	31.8	0	1

RUSHING (Yards)

Player	No.	Yds.	Avg.	Long	TD
1 Craig, Roger	202	816	4.0	80 t	7
2. Tyler, Wendell	73	338	4.6	25	2
3. Montana, Joe	54	296	5.5	53	2
4. Willard, Ken	65	176	2.7	14	0
5. Washington, Vic	36	173	4.8	27	0

RECEIVING (Number)

Player	No.	Yds.	Avg.	Long	TD
1. Craig, Roger	63	606	9.6	40	2
2. Rice, Jerry	61	969	15.9	72 t	12
3. Clark, Dwight	48	726	15.1	39	3
4. Solomon, Freddie	34	537	15.8	76 t	6
5. Francis, Russ	23	277	12.0	27	1
Wilson, Mike	23	264	11.5	26	2

INTERCEPTIONS (Number)

Player	No.	Yds.	Avg.	Long	TD
1. Lott, Ronnie	8	152	19.0	58 t	2
2. Hicks, Dwight	3	49	16.3	27	0
Wright, Eric	3	25	8.3	25	0
Ellison, Riki	3	20	6.7	12	0
5. McKyer, Tim	2	68	34.0	41	0
Brooks, Chet	2	66	33.0	38	0
Fuller, Jeff	2	48	24.0	48 t	1
Turner, Keena	2	26	13.0	15	0
Vanderbundt, Skip	2	4	2.0	4	0
Williamson, Carlton	2	2	1.0	2	0

KICKOFF RETURNS (Number)

Player	No.	Yds.	Avg.	Long	TD
1. Washington, Vic	9	250	27.8	97 t	1
2. Lawrence, Amos	7	165	23.6	47	0
McLemore, Dana	7	142	20.3	26	0
4. Cribbs, Joe	6	99	16.5	29	0
Rodgers, Del	6	92	15.3	26	0
Monroe, Carl	6	84	14.0	17	0

PUNT RETURNS (Number)

Player	No.	Yds.	Avg.	FC	Long	TD
1. Taylor, John	18	189	10.5	14	45	0
2. McLemore, Dana	17	156	9.2	5	28	0
3. Taylor, Roosevelt	5	67	13.4	1	30	0
Taylor, Bruce	5	1	0.2	4	5	0
5. Hicks, Dwight	3	27	9.0	1	12	0
Fuller, John	3	18	6.0	0	8	0

PUNTING (Average)

Player	No.	Yds.	Avg.	TD	I-20	Long	Bk
1. Miller, Jim	12	498	41.5	0	2	52	0
2. Runager, Max	33	1298	39.3	1	7	49	0
3. McCann, Jim	7	262	37.4	0	0	48	0
4. Helton, Barry	35	1288	36.8	0	10	55	0
5. Jessup, Bill	3	108	36.0	0	0	42	0

SCORING

Player	TR	TP	TRT	FG	PAT	SF	TP
1. Rice, Jerry	0	12	0	0/0	0/0	0	72
2. Wersching, Ray	0	0	0	13/22	30/30	0	69
3. Craig, Roger	7	2	0	0/0	0/0	0	54
4. Cofer, Mike	0	0	0	7/13	30/33	0	51
5. Solomon, Freddie	0	6	0	0/0	0/0	0	36

Miscellaneous 49ers' Records

INDIVIDUAL

Most Consecutive Passes Completed

22# — Joe Montana vs. Cleveland (11-29-87) -5 and at Green Bay (12-6-87) -17

Most Seasons, 3,000 or More Yards Passing

7# — Joe Montana — 1981, 1983-85, 1987, 1989-90

Most Consecutive Passes Without Interception

154 — Joe Montana — Last 12 passes at Phil. (9-24-89) through sixth pass vs. Green Bay (11-19-89)

Most Consecutive Games Scoring a TD

13 — Jerry Rice — 16th Game - 1986 through final regular season game - 1987

Most Consecutive Games Rushing for TD

5 — Joe Perry — 11th & 12th Games - 1953 through 3rd Game - 1954
Hugh McElhenny — 1st through 5th Games - 1954

Most Consecutive Games Throwing TD Pass

21 — John Brodie — Last 6 Games - 1970 through 1st 15 Games - 1972
(including three postseason games)

Most Consecutive Games Catching TD Pass

13 — Jerry Rice — 16th Game - 1986 through final regular season game - 1987

Most Games, 100 or More Yards Receiving (Season)

8 — Jerry Rice - 1989

Most Games, 100 or More Yards Receiving (Career)

32 — Jerry Rice - 1985-90

Most Games, 100 or More Yards Receiving (Including postseason)

32 — Jerry Rice - 1985-90

Most Consecutive Games Intercepting a Pass

4 — Dick Moegle — 6th through 9th Games - 1956

Most Consecutive PAT's

234# — Tommy Davis — 1st Game - 1959 through 13th Game - 1965

Most Consecutive Regular Season Games Catching at Least One Pass

105 — Dwight Clark — 2nd Game - 1980 through 1st Game - 1972
(113 including eight playoff games)

Most Consecutive Games Kicking FG

25 — Bruce Gossett — 11th Game - 1970 through 5th Game - 1987
(includes four postseason games)

Most Consecutive FG's

13 — Bruce Gossett — 5th through 12th Games - 1973

Most Consecutive +300-Yard Passing Games

5# — Joe Montana — 2nd through 6th Games - 1982

Most Games

212 — Jimmy Johnson — 1961-1976

Most Consecutive Games

208 — Len Rohde — 1960-1974

TEAM

Most Division Championships Since 1970 NFL Merger

11 — 1970, '71, '72, '81, '83, '84, '86, '87, '88, '89, '90

Most Consecutive Games Intercepting a Pass

20 — Last 3 Games - 1950 through 1st 5 Games - 1952

Most Consecutive PAT's

301 — 1st Game 1957 through 13th Game 1965

Most Consecutive Games Without Losing a Fumble

7 — 6th through 12th Games - 1960

Longest Road Win Streak

18# — 1988-Current

Longest Road Win Streak (Including Postseason)

19 — 1988-Current

Longest Home Win Streak

8 — Last 3 Games - 1989 through 1st 5 Games - 1990

Longest Home Win Streak (Including Postseason)

10 — Last 5 Games - 1989 through 1st 5 Games - 1990

Longest Overall Win Streak

15 — Last 5 Games - 1989 through 1st 10 Games - 1990

Longest Overall Win Streak (Including Postseason)

18# — Last 8 Games - 1989 through 1st 10 Games - 1990

Most Consecutive Wins To Start A Season

10 — 1948 and 1990

Most Road Wins (Regular Season)

8 — 1948, 1989 and 1990

PAT RECORD

100% — 32 (1954), 33 (1957), 34 (1958), 31 (1959), 21 (1960), 44 (1961), 36 (1962), 24 (1963), 30 (1964), 33 (1967), 33 (1971), 26 (1973), 23 (1977), 30 (1981), 51 (1983), 56 (1984), 39 (1990)

Forty Niners' Big Days

RUSHING

194 — Delvin Williams at St. Louis Cardinals	October 31, 1967 (34 Carries)
190 — Roger Craig at L.A. Rams	October 16, 1988 (22 Carries)
190 — Wilbur Jackson vs New Orleans	November 27, 1977 (16 Carries)
180 — Delvin Williams vs Washington	November 7, 1976 (23 Carries)
174 — Joe Perry vs Detroit	November 2, 1958 (13 Carries)
170 — Hugh McElhenny at Dallas Texans	October 5, 1952 (7 Carries)
168 — J.D. Smith vs Minnesota	November 26, 1961 (28 Carries)
162 — Roger Craig at Phoenix	November 6, 1988 (22 Carries)
162 — Ken Willard at Atlanta	December 15, 1968 (25 Carries)
159 — Hugh McElhenny at Green Bay	November 23, 1958 (22 Carries)
156 — Wilbur Jackson vs Minnesota	November 29, 1976 (30 Carries)
153 — Delvin Williams vs Minnesota	November 29, 1976 (20 Carries)
153 — Joe Perry at Green Bay	November 22, 1953 (16 Carries)

PASSING

476 — Joe Montana at Atlanta	October 14, 1990 (32 of 49)
458 — Joe Montana at L.A. Rams	December 11, 1989 (30 of 42)
441 — Joe Montana at Washington	November 17, 1986 (33 of 60)
429 — Joe Montana at Atlanta	October 6, 1985 (37 of 57)
428 — Joe Montana at Philadelphia	September 24, 1989 (25 of 34)
411 — Joe Montana at Green Bay	November 4, 1990 (25 of 40)
408 — Joe Montana at St. Louis Cardinals	November 21, 1982 (26 of 39)
398 — Joe Montana vs. Atlanta	September 23, 1990 (24 of 36)
390 — Joe Montana vs. Washington	September 16, 1990 (29 of 44)
381 — Joe Montana vs Washington	September 10, 1984 (24 of 40)
371 — Y.A. Tittle vs Baltimore	December 13, 1953 (29 of 44)
365 — Joe Montana at L.A. Rams	October 28, 1984 (21 of 31)
359 — Jeff Kemp vs Minnesota	October 12, 1986 (23 of 42)
358 — Joe Montana at L.A. Rams	October 23, 1983 (25 of 39)
357 — Joe Montana vs Cincinnati+	January 22, 1989 (23 of 36)
356 — Joe Montana vs San Diego	December 11, 1982 (31 of 46)
356 — Joe Montana at Tampa Bay	September 7, 1986 (32 of 46)
356 — John Brodie at L.A. Rams	November 9, 1969 (25 of 42)
354 — Joe Montana at New Orleans	December 15, 1985 (25 of 38)
353 — Joe Montana at Houston	October 21, 1984 (25 of 35)
348 — Steve DeBerg vs Chicago Bears	October 28, 1979 (26 of 41)
347 — Joe Montana at Washington+	January 8, 1984 (27 of 48)
345 — Steve DeBerg at Atlanta	September 28, 1980 (32 of 51)
345 — Steve DeBerg vs Atlanta	December 16, 1979 (29 of 54)
343 — Joe Montana vs Atlanta	September 18, 1988 (32 of 48)
342 — Joe Montana vs Cleveland	November 29, 1987 (23 of 31)
341 — Joe Montana at St. Louis Cardinals	September 18, 1983 (20 of 32)
341 — Y.A. Tittle at N.Y. Giants	November 9, 1952 (16 of 29)
336 — Joe Montana at Denver	September 19, 1982 (26 of 37)
334 — Joe Montana vs New Orleans	November 28, 1982 (27 of 42)
334 — Joe Montana vs St. Louis Cardinals	October 18, 1987 (31 of 39)
332 — Jeff Kemp vs New Orleans	September 21, 1986 (29 of 44)
338 — Joe Montana vs L.A. Rams	December 9, 1985 (26 of 36)

336 — Joe Montana at Denver	September 19, 1982	(26 of 37)
334 — Joe Montana vs New Orleans	November 28, 1982	(27 of 42)
334 — Joe Montana vs St. Louis Cardinals	October 18, 1987	(31 of 39)
332 — Jeff Kemp vs New Orleans	September 21, 1986	(29 of 44)
328 — Joe Montana vs L.A. Rams	December 9, 1985	(26 of 36)
328 — John Brodie vs Green Bay	December 10, 1961	(19 of 29)
327 — John Brodie at Chicago Bears	November 13, 1966	(28 of 54)
325 — Joe Montana vs Green Bay	October 19, 1989	(30 of 42)
324 — George Mira at Atlanta	December 10, 1967	(20 of 34)
322 — Joe Montana vs Dallas Cowboys	December 22, 1985	(24 of 34)
322 — John Brodie vs Chicago Bears	November 19, 1961	(11 of 19)
321 — Steve DeBerg at Houston	September 17, 1978	(20 of 32)
320 — Steve Spurrier vs Minnesota	October 14, 1973	(31 of 48)

RECEIVING

286 — John Taylor at L.A. Rams	December 11, 1989	(11 Catches)
241 — Jerry Rice vs L.A. Rams	December 9, 1985	(10 Catches)
231 — Dave Parks at Baltimore	October 3, 1965	(9 Catches)
225 — Bernie Casey at Chicago Bears	November 13, 1966	(12 Catches)
225 — Jerry Rice at Atlanta	October 14, 1990	(13 Catches)
215 — Jerry Rice vs Cincinnati	January 22, 1989	(11 Catches)
204 — Jerry Rice at Washington	November 17, 1986	(12 Catches)
196 — Gordy Soltau at N.Y. Giants	November 9, 1952	(10 Catches)
192 — Billy Wilson vs Chicago Bears	October 23, 1955	(8 Catches)
187 — Jerry Rice at Green Bay	November 4, 1990	(6 Catches)
186 — Dick Witcher at Atlanta	December 10, 1967	(11 Catches)
181 — Jim Johnson vs Detroit	November 11, 1962	(11 Catches)
172 — Jerry Rice vs Indianapolis	October 5, 1986	(6 Catches)
171 — Jerry Rice at San Diego	November 27, 1988	(6 Catches)
171 — Jerry Rice vs Atlanta	September 23, 1990	(8 Catches)
169 — Bernie Casey at Philadelphia	September 20, 1964	(6 Catches)
167 — Roger Craig at Atlanta	October 6, 1985	(12 Catches)
165 — Hugh McElhenny vs Baltimore	December 8, 1957	(8 Catches)
164 — Jerry Rice at Philadelphia	September 24, 1989	(6 Catches)
164 — Gene Washington at Green Bay	November 5, 1972	(6 Catches)
163 — Jerry Rice at Indianapolis	September 10, 1989	(6 Catches)
163 — Jerry Rice vs Atlanta	September 18, 1988	(8 Catches)
163 — Jerry Rice at Seattle	September 25, 1988	(6 Catches)
162 — John Taylor at Atlanta	December 3, 1989	(5 Catches)
160 — Gene Washington vs New England	October 31, 1971	(5 Catches)
160 — John Taylor vs Washington	September 16, 1990	(8 Catches)

49ers' Longest Plays

Top-Ten Long Runs from Scrimmage

89t	Hugh McElhenny at Dallas Texans	October 5, 1952
86t	Hugh McElhenny at Green Bay	November 18, 1956
82t	Hugh McElhenny vs Dallas Texans	October 26, 1952
80t	Roger Craig vs Minnesota +	January 1, 1989
80	Wilbur Jackson vs New Orleans	November 27, 1977
80t	Delvin Williams vs Washington	November 7, 1976
80t	J.D. Smith vs Green Bay	December 7, 1958
78t	Joe Perry vs Dallas Texans	October 26, 1952

+ Postseason

78t	Joe Perry vs Green Bay	December 10, 1950
75t	Jimmy Thomas vs Chicago Bears	December 6, 1969

Top-Ten Long Forward Passes

96t	Joe Montana to Jerry Rice at San Diego	November 27, 1988
95t	Joe Montana to John Taylor at L.A. Rams	December 11, 1989
93t	Steve DeBerg to Freddie Solomon vs Atlanta	September 28, 1980
92t	Joe Montana to John Taylor at L.A. Rams	December 11, 1989
85t	Jim Plunkett to Delvin Williams vs Washington	November 7, 1976
83t	John Brodie to Dave Parks at L.A. Rams	October 18, 1964
81t	Steve Spurrier to Ted Kwalick vs New Orleans	October 22, 1972
80t	Joe Montana to Jerry Rice vs Washington	November 21, 1988
80t	Joe Montana to Dwight Clark at Houston	October 21, 1984
80t	John Brodie to Clifton McNeil at Green Bay	September 28, 1969
80t	John Brodie to Dave Parks vs Minnesota	October 25, 1964
80t	John Brodie to Jim Johnson at Chicago Bears	October 14, 1962

Top-Ten Long Punts

86	Larry Barnes vs Chicago Cardinals	September 29, 1957
82	Tommy Davis vs Minnesota	September 30, 1962
81	Tommy Davis at St. Louis Cardinals	November 25, 1962
80	Jim Miller at Denver Broncos	September 19, 1982
79	Tommy Davis at Chicago Bears	October 14, 1962
76	Larry Barnes vs Baltimore	December 8, 1957
75	Verl Lillywhite vs Cleveland	September 30, 1957
74	Tommy Davis vs Chicago Bears	October 30, 1951
72	Jon Kilgore vs Chicago Bears	December 6, 1969
71	Tommy Davis vs Chicago Bears	October 25, 1959

Top-Ten Long Punt Returns

95t	John Taylor vs Washington	November 21, 1988
94t	Hugh McElhenny at Chicago Bears	October 19, 1952
93t	Dana McLemore vs L.A. Rams	January 2, 1983
88t	Manfred Moore vs Atlanta	November 24, 1974
85t	Abe Woodson at Green Bay	October 21, 1962
83t	Dana McLemore vs Chicago Bears	December 14, 1987
80t	Abe Woodson vs Detroit	November 5, 1961
79t	Dana McLemore at N.Y. Giants	October 8, 1984
77t	John Taylor vs Detroit	October 2, 1988
76t	Don Griffin vs Atlanta	November 23, 1986
76	Bruce Taylor at Chicago Bears	November 8, 1970

Top-Ten Long Kickoff Returns

105t	Abe Woodson at L.A. Rams	November 8, 1959
103t	Abe Woodson vs Minnesota	September 15, 1963
101t	James Owens at Detroit	November 2, 1980
99t	Abe Woodson at N.Y. Giants	November 17, 1963
98t	Vic Washington at Atlanta	October 29, 1972
98t	Abe Woodson at Detroit	October 1, 1961
97t	Vic Washington vs Dallas Cowboys+	December 23, 1972
97t	Lenny Lyles vs Baltimore	December 18, 1960
96	Joe Arenas vs Baltimore	December 16, 1956
95t	Carl Monroe at Washington	December 1, 1985
95t	Abe Woodson vs Minnesota	September 15, 1963

Top-Ten Long Interception Returns

94t	Alvin Randolph vs Chicago Bears	December 11, 1966
88t	Tory Nixon at Green Bay	October 26, 1986
83t	Ronnie Lott at Kansas City	December 26, 1982
82	Carlton Williamson vs Seattle	November 25, 1985
77t	Tom Holmoe vs St. Louis Cardinals	November 9, 1986
72	Dwight Hicks at Washington	October 4, 1981
70t*	Tom Holmoe at Miami	September 28, 1986
70	Bruce Taylor vs Green Bay	November 1, 1970
69	Ed Beard at Chicago Bears	November 10, 1968
66t	Kermit Alexander at Pittsburgh	November 24, 1968

* Lateral from Ronnie Lott

Top-Ten Long Fumble Returns

80t	Dwight Hicks at Washington	October 4, 1981
75t	Clark Miller at Detroit	November 14, 1965
73t	Skip Vanderbundt at Dallas Cowboys	November 23, 1972
71	Gerard Williams vs New Orleans	September 23, 1979
66t	Windlan Hall vs Philadelphia	December 2, 1973
65t	Keena Turner at Washington	December 1, 1985
63t	Tommy Hart at St. Louis Cardinals	October 24, 1971
40t	Matt Hazeltine at Detroit	October 18, 1959
39	Bruce Taylor at Kansas City	October 5, 1975
37t	Abe Woodson at Chicago Bears	October 14, 1962

Top-Ten Long Field Goals

56	Mike Cofer at Atlanta	October 14, 1990
54	Steve Mike-Mayer at L.A. Rams	November 9, 1975
54	Bruce Gossett vs New Orleans	October 21, 1973
53	Tommy Davis at L.A. Rams	October 17, 1965
53	Ray Wersching at Detroit	September 2, 1984
52	Mike Cofer vs Washington	November 21, 1988
52	Ray Wersching at New Orleans	October 16, 1983
52	Bruce Gossett at Houston	November 15, 1970
52	Mike Cofer at New Orleans	September 10, 1990
51	Steve Mike-Mayer vs Chicago Bears	November 16, 1975
50	Ray Wersching at New Orleans	November 2, 1986
50	Ray Wersching at N.Y. Giants	October 16, 1977
50	Bruce Gossett at Green Bay	November 5, 1972
50	Tommy Davis vs New Orleans	October 22, 1967
50	Tommy Davis vs L.A. Rams	November 21, 1965

Long Returns of Field Goal Attempt

92t	Bruce Taylor at New Orleans	December 13, 1970
62t	Johnny Jackson at Dallas Cowboys	October 15, 1989
55t	Bruce Taylor at New Orleans	September 26, 1971
38	Kermit Alexander vs Philadelphia	November 20, 1966
30	Kermit Alexander at Philadelphia	September 20, 1964

+ Postseason

Pro Bowl 49ers

1951 (Jan. 14)

Frank Albert, QB
Visco Grgich, G
Leo Nomellini, T
Norm Standlee, FB
John Strzykalski, HB

1952 (Jan. 12)

Jim Cason, HB
Ray Collins, T
Leo Nomellini, T
* Gordy Soltau, E

1953 (Jan. 10)

Ed Henke, E
* Bill Johnson, C
Hugh McElhenny, HB
Leo Nomellini, T
Joe Perry, FB
Gordy Soltau, E

1954 (Jan. 17)

* Bill Johnson, C
Hugh McElhenny, HB
Art Milchalik, G
* Leo Nomellini, T
* Joe Perry, FB
* Gordy Soltau, E
Y.A. Tittle, QB

1955 (Jan. 16)

* Bruno Banducci, G
* Al Carapella, T
Jim Cason, HB
* John Henry Johnson, HB
* Joe Perry, FB
* Y.A. Tittle, QB
*+ Billy Wilson, E

1956 (Jan. 15)

Dick Moegle, HB
Bob Toneff, T
* Billy Wilson, E

1957 (Jan. 13)

* Hugh McElhenny, HB
Leo Nomellini, T
* Bob St. Clair, T
* Billy Wilson, E

1958 (Jan. 12)

Marv Matuszak, LB
*+ Hugh McElhenny, HB
Leo Nomellini, T
* Y.A. Tittle, QB
* Billy Wilson, E

1959 (Jan. 11)

Hugh McElhenny, HB
Jerry Mertens, HB
Leo Nomellini, T
* Bob St. Clair, T
* Billy Wilson, E

1960 (Jan. 17)

Dave Baker, HB
Leo Nomellini, T
* Bob St. Clair, T
* J.D. Smith, FB
Billy Wilson, E
Abe Woodson, DHB

1961 (Jan. 15)

* Bruce Bosley, G
Charlie Krueger, DT
Leo Nomellini, T
* Bob St. Clair, T
Abe Woodson, DHB

1962 (Jan. 14)

* Ted Connolly, G
* Eddie Dove, DHB
Leo Nomellini, T
* Bob St. Clair, T
* Abe Woodson, DHB

1963 (Jan. 13)

Tommy Davis, K
Matt Hazeltine, LB
* J.D. Smith, FB
* Abe Woodson, DHB

1964 (Jan. 12)

Tommy Davis, K
Abe Woodson, DHB

1965 (Jan. 10)

Matt Hazeltine, LB
Charlie Krueger, DT
Dave Parks, E

1966 (Jan. 16)

* Bruce Bosley, C
* John Brodie, QB
John David Crow, HB
* Dave Parks, E
* Walt Rock, T
* Ken Willard, FB

1967 (Jan. 22)

Bruce Bosley, C
* Howard Mudd, G
* Dave Parks, E
Walt Rock, T
John Thomas, T
Dave Wilcox, LB
Ken Willard, FB

1968 (Jan. 21)

Bruce Bosley, C
Howard Mudd, G

1969 (Jan. 19)

* Kermit Alexander, CB
* Clifton McNeil, E
* Howard Mudd, G
* Dave Wilcox, LB
* Ken Willard, FB

1970 (Jan. 18)

Elmer Collett, G
 Jimmy Johnson, CB
 Gene Washington, WR
 * Dave Wilcox, LB
 Ken Willard, FB

1971 (Jan. 24)

* John Brodie, QB
 * Jimmy Johnson, CB
 Len Rohde, T
 * Gene Washington, WR
 Dave Wilcox, LB

1972 (Jan. 23)

* Forrest Blue, C
 * Cedrick Hardman, DE
 * Jimmy Johnson, CB
 * Ted Kwalick, TE
 Bruce Taylor, CB
 * Gene Washington, WR
 Vic Washington, RB
 * Dave Wilcox, LB

1973 (Jan. 21)

* Forrest Blue, C
 * Jimmy Johnson, CB
 * Ted Kwalick, TE
 Woody Peoples, G
 * Gene Washington, WR
 * Dave Wilcox, LB

1974 (Jan. 20)

* Forrest Blue, C
 * Ted Kwalick, TE
 Woody Peoples, G
 * Dave Wilcox, LB
 Tom Wittum, P

1975 (Jan. 20)

Forrest Blue, C
 Jimmy Johnson, CB
 Tom Wittum, P

1976 (Jan. 26)

* Cedrick Hardman, DE

1977 (Jan. 17)

* Cleveland Elam, DT
 * Tommy Hart, DE
 Dave Washington, LB
 Delvin Williams, RB

1978 (Jan. 23)

* Cleveland Elam, DT

1979 (Jan. 29)

None

1980 (Jan. 27)

None

1981 (Feb. 1)

None

1982 (Jan. 31)

Dwight Clark, WR
 Randy Cross, G
 Fred Dean, DE
 Dwight Hicks, S
 * Ronnie Lott, CB
 * Joe Montana, QB

1983 (Feb. 6)

* Dwight Clark, WR
 * Randy Cross, G
 Dwight Hicks, S
 Ronnie Lott, CB

1984 (Jan. 29)

Fred Dean, DE
 Dwight Hicks, S
 * Ronnie Lott, CB
 Joe Montana, QB
 49ers' Coaching Staff

1985 (Jan. 27)

* Randy Cross, G
 Keith Fahnhorst, T
 * Dwight Hicks, S
 Ronnie Lott, CB
 * Joe Montana, QB
 * Fred Quillan, C
 Keena Turner, LB
 Wendell Tyler, RB
 Carlton Williamson, S
 Eric Wright, CB

1986 (Feb. 2)

Michael Carter, NT
 * Roger Craig, FB
 *# Joe Montana, QB
 Fred Quillan, C
 * Carlton, Williamson, S
 *# Eric Wright, CB

1987 (Feb. 1)

* Ronnie Lott, S
 * Jerry Rice, WR

1988 (Feb. 7)

* Michael Carter, NT
 Roger Craig, RB
 * Ronnie Lott, S
 * Joe Montana, QB
 * Jerry Rice, WR

1989 (Jan. 29)

Michael Carter, NT
 * Roger Craig, RB
 Charles Haley, LB-DE
 * Ronnie Lott, S
 * Jerry Rice, WR
 John Taylor, WR

1990 (Feb. 4)

Roger Craig, RB
 * Ronnie Lott, S
 Guy McIntyre, G
 * Joe Montana, QB
 * Jerry Rice, WR
 John Taylor, WR

1991 (Feb. 3)

* Charles Haley, LB-DE
 * Ronnie Lott, S
 Guy McIntyre, G
 *# Joe Montana, QB
 * Jerry Rice, WR

= MVP

* Starter

*# Voted as starter but did not play

All-Pro 49ers

- 1946 — **Alyn Beals E, Bruno Banducci G, Frank Albert QB (2nd), Norm Standlee F (2nd)**
- 1947 — **Bruno Banducci G, Alyn Beals E (2nd), John Woudenberg T (2nd), John Stryzkaliski H (2nd), Norm Standlee F (2nd)**
- 1948 — **Alyn Beals E, John Stryzkaliski H, John Woudenberg T (2nd), Riley Matheson G (2nd), Frank Albert QB (2nd)**
- 1949 — **Alyn Beals E, Visco Grgich G, Joe Perry B, Frank Albert QB**
- 1950 — None
- 1951 — **Leo Nomellini T (AP)**
- 1952 — ***1 Hugh McElhenny HB (AP, UPI), Leo Nomellini T (AP, UPI), Gordy Soltau E (AP, UPI)**
- 1953 — **Bruno Banducci G (UPI), Hugh McElhenny HB (AP, UPI), Leo Nomellini DT (AP, UPI), Joe Perry FB (AP, UPI)**
- 1954 — **Bruno Banducci G (AP, UPI), Leo Nomellini DT (AP, UPI), Joe Perry FB (AP, UPI)**
- 1955 — **Bob St. Clair T (UPI), Bob Toneff DT (AP), Billy Wilson E (UPI)**
- 1956 — None
- 1957 — **Marv Matuszak LB (AP, UPI), Leo Nomellini DT (AP, UPI), *2 Y.A. Tittle QB (AP, UPI), Billy Wilson E (AP, UPI)**
- 1958 — None
- 1959 — **Leo Nomellini DT (AP, UPI), J.D. Smith HB (UPI), Abe Woodson CB (AP, UPI)**
- 1960 — **Abe Woodson CB (AP)**
- 1961 — None
- 1962 — **Abe Woodson CB (NEA)**
- 1963 — **Abe Woodson CB (NEA)**
- 1964 — None
- 1965 — **Dave Parks SE (AP, NEA, UPI)**
- 1966 — **Dave Parks SE (NEA), John Thomas G (AP, NEA)**
- 1967 — **Howard Mudd G (NEA), Dave Wilcox OLB (NEA)**
- 1968 — **Clifton McNeil WR (AP, NEA, UPI), Howard Mudd G (AP, NEA, UPI)**
- 1969 — **Jimmy Johnson CB (NEA, PF HOF)**
- 1970 — ***3 John Brodie QB (AP, NEA, PFWA), Jimmy Johnson CB (AP, NEA, PFWA), Gene Washington WR (AP, NEA, PFWA), Dave Wilcox LB (NEA)**
- 1971 — **Forrest Blue C (AP, PFWA), Cedrick Hardman DE (PFWA 2nd), Jimmy Johnson CB (AP, NEA, PFWA), Ted Kwalick TE (PFWA 2nd), Gene Washington WR (PFWA 2nd), Dave Wilcox OLB (AP, NEA, PFWA)**
- 1972 — **Forrest Blue C (AP, PFWA & 2nd NEA), Jimmy Johnson CB (AP, NEA, PFWA), Ted Kwalick TE (AP, NEA & 2nd PFWA), Gene Washington (AP, PFWA & 2nd NEA), Dave Wilcox OLB (AP, NEA, PFWA)**
- 1973 — **Forrest Blue C (AP, PFWA), Dave Wilcox OLB (NEA, PFWA)**
- 1974 — None
- 1975 — **Cedrick Hardman DE (2nd NEA)**
- 1976 — **Tommy Hart DE (NEA, PFWA & 2nd AP)**
- 1977 — **Cleveland Elam DT (AP, NEA, PFWA)**
- 1978 — None
- 1979 — None
- 1980 — None

1981 — **Randy Cross** G (NEA, PFWA & 2nd AP), *4 **Fred Dean** DE (AP, PFWA & 2nd NEA), **Dwight Hicks** S (2nd AP, 2nd NEA), **Ronnie Lott** CB (AP, NEA, PFWA), *5 **Joe Montana** QB (2nd AP, 2nd NEA)

1982 — *6 **Dwight Clark** WR (AP, NEA, PFWA), **Keena Turner** LB (2nd NEA)

1983 — **Keith Fahnhorst** T (NEA), **Ronnie Lott** CB (PFWA), **Joe Montana** QB (2nd NEA)

1984 — **Randy Cross** G (2nd AP & NEA), **Keith Fahnhorst** T (AP, NEA, PFWA), *7 **Joe Montana**, QB (2nd AP), **Eric Wright**, CB (2nd AP)

1985 — **Michael Carter** NT (2nd AP), **Roger Craig** FB (2nd AP, UPI, NEA), **Randy Cross** G (NEA), **Keith Fahnhorst** (2nd NEA), **Keena Turner** LB (2nd NEA), **Eric Wright** CB (AP, NEA).

1986 — **Michael Carter** NT (2nd AP), **Randy Cross** G (2nd AP & NEA), **Ronnie Lott** S (AP, NEA, PFWA), *8 **Jerry Rice** WR (AP, NEA, PFWA).

1987 — **Michael Carter** NT (AP, NEA, PFWA), **Ronnie Lott** S (AP, PFWA), **Joe Montana** QB (AP, PFWA), *9 **Jerry Rice** WR (AP, NEA, PFWA).

1988 — **Michael Carter** NT (2nd AP), *10 **Roger Craig** RB (AP, PFWA), **Ronnie Lott** S (2nd AP), *11 **Jerry Rice** WR (AP, PFWA), *12 **John Taylor** WR (PFWA).

1989 — **Mike Cofer** K (AP), **Ronnie Lott** S (AP, PFWA), *13 **Joe Montana** QB (AP, PFWA), **Jerry Rice** WR (AP, PFWA), **John Taylor** (2nd AP - Kick Returner).

1990 — *14 **Charles Haley** LB-DE (AP, NEA, PFWA), **Ronnie Lott** S (AP, NEA, PFWA), *15 **Joe Montana** QB (AP, NEA), *16 **Jerry Rice** WR (AP, NEA, PFWA)

*1 (1952) McElhenny was named UPI "Rookie-of-the-Year" and *Sport Magazine's* "Player-of-the-Year".

*2 (1957) Tittle was named UPI's "Player-of-the-Year".

*3 (1970) Brodie was consensus NFL "Player-of-the-Year" and consensus NFL "Offensive Player-of-the-Year."

*4 (1981) Dean was named NFLPA's NFL "Defensive Lineman-of-the-Year".

*5 (1981) Montana was named MVP of Super Bowl XVI.

*6 (1982) Clark was named *Sports Illustrated's* NFL "Player-of-the-Year".

*7 (1984) Montana was named MVP of Super Bowl XIX.

*8 (1986) Rice was named *Sports Illustrated's* NFL "Player-of-the-Year". He was also named NFL "Offensive Player-of-the-Year."

*9 (1987) Rice was consensus NFL "Player-of-the-Year" and consensus NFL "Offensive Player-of-the-Year."

*10 (1988) Craig was named UPI NFC "Offensive Player-of-the-Year," AP's NFL "Offensive Player-of-the-Year," and *Sports Illustrated's* NFL "Player-of-the-Year."

*11 (1988) Rice was named MVP of Super Bowl XXIII.

*12 Taylor was named NFLPA's NFC "Special Teams Player-of-the-Year."

*13 (1989) Montana was named MVP of Super Bowl XXIV, consensus NFL "Player-of-the-Year," and consensus NFL "Offensive Player-of-the-Year."

*14 (1990) Haley was named UPI NFC "Defensive Player-of-the-Year."

*15 (1990) Montana was named AP's NFL MVP, and Male Athlete-of-the-Year. He was also named "Sportsman-of-the-Year" by *Sports Illustrated*.

*16 (1990) Rice was named *Sports Illustrated's* NFL "Player-of-the-Year."

1946-1949 selections from the All-America Football Conference

RETIRED JERSEYS

* The 49ers have retired seven jerseys since their inception in 1946. In 1988, Dwight Clark's jersey number (87) became the seventh, joining: (12) QB John Brodie, (34) FB Joe Perry, (37) DB Jimmy Johnson, (39) HB Hugh McElhenny, (70) DT Charlie Krueger, and (73) DT Leo Nomellini. It was the 81st retired jersey in the NFL.

1991 NATIONAL FOOTBALL LEAGUE SCHEDULE

(ALL TIMES LOCAL)

SUNDAY, SEPTEMBER 1 (FIRST WEEKEND)

1. ATLANTA AT KANSAS CITY	12:00
2. CINCINNATI AT DENVER	2:00
3. DALLAS AT CLEVELAND	1:00
4. LOS ANGELES RAIDERS AT HOUSTON	3:00
5. MIAMI AT BUFFALO	4:00
6. MINNESOTA AT CHICAGO	3:00
7. NEW ENGLAND AT INDIANAPOLIS	3:00
8. PHILADELPHIA AT GREEN BAY	12:00
9. PHOENIX AT LOS ANGELES RAMS	1:00
10. SAN DIEGO AT PITTSBURGH	4:00
11. SEATTLE AT NEW ORLEANS	12:00
12. TAMPA BAY AT NEW YORK JETS	1:00

SUNDAY NIGHT, SEPTEMBER 1

13. DETROIT AT WASHINGTON	8:00
---------------------------	------

MONDAY, SEPTEMBER 2

14. SAN FRANCISCO AT NEW YORK GIANTS	9:00
--------------------------------------	------

SUNDAY, SEPTEMBER 8 (SECOND WEEKEND)

15. CHICAGO AT TAMPA BAY	1:00
16. CLEVELAND AT NEW ENGLAND	1:00
17. DENVER AT LOS ANGELES RAIDERS	1:00
18. GREEN BAY AT DETROIT	1:00
19. INDIANAPOLIS AT MIAMI	1:00
20. LOS ANGELES RAMS AT NEW YORK GIANTS	1:00
21. MINNESOTA AT ATLANTA	1:00
22. NEW ORLEANS AT KANSAS CITY	12:00
23. NEW YORK JETS AT SEATTLE	1:00
24. PHOENIX AT PHILADELPHIA	1:00
25. PITTSBURGH AT BUFFALO	1:00
26. SAN DIEGO AT SAN FRANCISCO	1:00

SUNDAY NIGHT, SEPTEMBER 8

27. HOUSTON AT CINCINNATI	8:00
---------------------------	------

MONDAY, SEPTEMBER 9

28. WASHINGTON AT DALLAS	8:00
--------------------------	------

SUNDAY, SEPTEMBER 15 (THIRD WEEKEND)

29. ATLANTA AT SAN DIEGO	1:00
30. BUFFALO AT NEW YORK JETS	4:00
31. CINCINNATI AT CLEVELAND	1:00
32. INDIANAPOLIS AT LOS ANGELES RAIDERS	1:00
33. MIAMI AT DETROIT	1:00
34. NEW ENGLAND AT PITTSBURGH	1:00
35. NEW YORK GIANTS AT CHICAGO	12:00
36. PHILADELPHIA AT DALLAS	12:00
37. PHOENIX AT WASHINGTON	1:00
38. SAN FRANCISCO AT MINNESOTA	12:00
39. SEATTLE AT DENVER	2:00
40. TAMPA BAY AT GREEN BAY	12:00

SUNDAY NIGHT, SEPTEMBER 15

41. LOS ANGELES RAMS AT NEW ORLEANS	7:00
-------------------------------------	------

MONDAY, SEPTEMBER 16

42. KANSAS CITY AT HOUSTON	8:00
----------------------------	------

SUNDAY, SEPTEMBER 22 (FOURTH WEEKEND)

43. BUFFALO AT TAMPA BAY	4:00
44. CLEVELAND AT NEW YORK GIANTS	1:00
45. DETROIT AT INDIANAPOLIS	12:00
46. GREEN BAY AT MIAMI	1:00
47. HOUSTON AT NEW ENGLAND	1:00
48. LOS ANGELES RAIDERS AT ATLANTA	1:00
49. LOS ANGELES RAMS AT SAN FRANCISCO	1:00
50. MINNESOTA AT NEW ORLEANS	12:00
51. PITTSBURGH AT PHILADELPHIA	1:00
52. SAN DIEGO AT DENVER	2:00
53. SEATTLE AT KANSAS CITY	3:00
54. WASHINGTON AT CINCINNATI	1:00

SUNDAY NIGHT, SEPTEMBER 22

55. DALLAS AT PHOENIX	5:00
-----------------------	------

MONDAY, SEPTEMBER 23

56. NEW YORK JETS AT CHICAGO	8:00
------------------------------	------

SUNDAY, SEPTEMBER 29 (FIFTH WEEKEND)

OPEN DATE: FOUR AFC CENTRAL TEAMS	
57. CHICAGO AT BUFFALO	1:00
58. GREEN BAY AT LOS ANGELES RAMS	1:00
59. INDIANAPOLIS AT SEATTLE	1:00
60. KANSAS CITY AT SAN DIEGO	1:00
61. MIAMI AT NEW YORK JETS	4:00
62. NEW ENGLAND AT PHOENIX	1:00
63. NEW ORLEANS AT ATLANTA	1:00
64. NEW YORK GIANTS AT DALLAS	12:00
65. SAN FRANCISCO AT LOS ANGELES RAIDERS	1:00
66. TAMPA BAY AT DETROIT	1:00

SUNDAY NIGHT, SEPTEMBER 29

67. DENVER AT MINNESOTA	7:00
-------------------------	------

MONDAY, SEPTEMBER 30

68. PHILADELPHIA AT WASHINGTON	9:00
--------------------------------	------

SUNDAY, OCTOBER 6 (SIXTH WEEKEND)

OPEN DATE: FOUR NFC WEST TEAMS	
69. DALLAS VS. GREEN BAY AT MILWAUKEE	12:00
70. DENVER AT HOUSTON	12:00
71. MIAMI AT NEW ENGLAND	1:00
72. MINNESOTA AT DETROIT	1:00
73. NEW YORK JETS AT CLEVELAND	1:00
74. PHILADELPHIA AT TAMPA BAY	1:00
75. PHOENIX AT NEW YORK GIANTS	4:00
76. SAN DIEGO AT LOS ANGELES RAIDERS	1:00
77. SEATTLE AT CINCINNATI	1:00
78. WASHINGTON AT CHICAGO	12:00

SUNDAY NIGHT, OCTOBER 6

79. PITTSBURGH AT INDIANAPOLIS	7:00
--------------------------------	------

MONDAY, OCTOBER 7
80. BUFFALO AT KANSAS CITY..... 8:00

SUNDAY, OCTOBER 13 (SEVENTH WEEKEND)
OPEN DATE: FOUR NFC CENTRAL AND
TWO AFC FIFTH PLACE TEAMS
81. CINCINNATI AT DALLAS..... 12:00
82. CLEVELAND AT WASHINGTON..... 1:00
83. HOUSTON AT NEW YORK JETS..... 4:00
84. INDIANAPOLIS AT BUFFALO..... 1:00
85. MIAMI AT KANSAS CITY..... 3:00
86. NEW ORLEANS AT PHILADELPHIA..... 1:00
87. PHOENIX AT MINNESOTA..... 12:00
88. SAN DIEGO AT LOS ANGELES RAMS..... 1:00
89. SAN FRANCISCO AT ATLANTA..... 1:00

SUNDAY NIGHT, OCTOBER 13
90. LOS ANGELES RAIDERS AT SEATTLE..... 4:30

MONDAY, OCTOBER 14
91. NEW YORK GIANTS AT PITTSBURGH..... 9:00

THURSDAY, OCTOBER 17 (EIGHTH WEEKEND)
92. CHICAGO AT GREEN BAY..... 6:30

SUNDAY, OCTOBER 20
OPEN DATES: FOUR NFC EAST TEAMS
93. ATLANTA AT PHOENIX..... 1:00
94. CLEVELAND AT SAN DIEGO..... 1:00
95. DETROIT AT SAN FRANCISCO..... 1:00
96. HOUSTON AT MIAMI..... 1:00
97. KANSAS CITY AT DENVER..... 2:00
98. LOS ANGELES RAMS AT LOS ANGELES
RAIDERS..... 1:00
99. MINNESOTA AT NEW ENGLAND..... 1:00
100. NEW YORK JETS AT INDIANAPOLIS..... 12:00
101. SEATTLE AT PITTSBURGH..... 1:00
102. TAMPA BAY AT NEW ORLEANS..... 12:00

MONDAY, OCTOBER 21
103. CINCINNATI AT BUFFALO..... 9:00

SUNDAY, OCTOBER 27 (NINTH WEEKEND)
OPEN DATE: FOUR AFC EAST TEAMS
104. CHICAGO AT NEW ORLEANS..... 12:00
105. CINCINNATI AT HOUSTON..... 12:00
106. DALLAS AT DETROIT..... 4:00
107. DENVER AT NEW ENGLAND..... 1:00
108. GREEN BAY AT TAMPA BAY..... 1:00
109. LOS ANGELES RAMS AT ATLANTA..... 1:00
110. MINNESOTA AT PHOENIX..... 2:00
111. PITTSBURGH AT CLEVELAND..... 1:00
112. SAN DIEGO AT SEATTLE..... 1:00
113. SAN FRANCISCO AT PHILADELPHIA..... 1:00

SUNDAY NIGHT, OCTOBER 27
114. WASHINGTON AT NEW YORK GIANTS..... 8:00

MONDAY, OCTOBER 28
115. LOS ANGELES RAIDERS AT
KANSAS CITY..... 8:00

SUNDAY, NOVEMBER 3 (TENTH WEEKEND)
OPEN DATE: FOUR AFC WEST TEAMS
116. ATLANTA AT SAN FRANCISCO..... 1:00
117. CLEVELAND AT CINCINNATI..... 1:00
118. DETROIT AT CHICAGO..... 12:00
119. GREEN BAY AT NEW YORK JETS..... 1:00
120. HOUSTON AT WASHINGTON..... 1:00

121. MIAMI AT INDIANAPOLIS..... 4:00
122. NEW ENGLAND AT BUFFALO..... 1:00
123. NEW ORLEANS AT LOS ANGELES RAMS..... 1:00
124. PHOENIX AT DALLAS..... 12:00
125. TAMPA BAY AT MINNESOTA..... 12:00

SUNDAY NIGHT, NOVEMBER 3
126. PITTSBURGH AT DENVER..... 6:00

MONDAY, NOVEMBER 4
127. NEW YORK GIANTS AT PHILADELPHIA..... 9:00

SUNDAY, NOVEMBER 10 (ELEVENTH WEEKEND)
128. ATLANTA AT WASHINGTON..... 1:00
129. BUFFALO VS. GREEN BAY AT
MILWAUKEE..... 12:00
130. DALLAS AT HOUSTON..... 12:00
131. DETROIT AT TAMPA BAY..... 1:00
132. INDIANAPOLIS AT NEW YORK JETS..... 1:00
133. KANSAS CITY AT LOS ANGELES RAMS..... 1:00
134. LOS ANGELES RAIDERS AT DENVER..... 2:00
135. NEW YORK GIANTS AT PHOENIX..... 2:00
136. PHILADELPHIA AT CLEVELAND..... 1:00
137. PITTSBURGH AT CINCINNATI..... 1:00
138. SAN FRANCISCO AT NEW ORLEANS..... 12:00
139. SEATTLE AT SAN DIEGO..... 1:00

SUNDAY NIGHT, NOVEMBER 10
140. NEW ENGLAND AT MIAMI..... 8:00

MONDAY, NOVEMBER 11
141. CHICAGO AT MINNESOTA..... 8:00

SUNDAY, NOVEMBER 17 (TWELFTH WEEKEND)
142. CHICAGO AT INDIANAPOLIS..... 1:00
143. CINCINNATI AT PHILADELPHIA..... 1:00
144. DALLAS AT NEW YORK GIANTS..... 4:00
145. DENVER AT KANSAS CITY..... 12:00
146. LOS ANGELES RAMS AT DETROIT..... 4:00
147. MINNESOTA AT GREEN BAY..... 12:00
148. NEW ORLEANS AT SAN DIEGO..... 1:00
149. NEW YORK JETS AT NEW ENGLAND..... 1:00
150. PHOENIX AT SAN FRANCISCO..... 1:00
151. SEATTLE AT LOS ANGELES RAIDERS..... 1:00
152. TAMPA BAY AT ATLANTA..... 1:00
153. WASHINGTON AT PITTSBURGH..... 1:00

SUNDAY NIGHT, NOVEMBER 17
154. CLEVELAND AT HOUSTON..... 7:00

MONDAY, NOVEMBER 18
155. BUFFALO AT MIAMI..... 9:00

SUNDAY, NOVEMBER 24 (THIRTEENTH WEEKEND)
156. BUFFALO AT NEW ENGLAND..... 1:00
157. DALLAS AT WASHINGTON..... 1:00
158. DENVER AT SEATTLE..... 1:00
159. DETROIT AT MINNESOTA..... 12:00
160. HOUSTON AT PITTSBURGH..... 1:00
161. INDIANAPOLIS VS. GREEN BAY AT
MILWAUKEE..... 12:00
162. KANSAS CITY AT CLEVELAND..... 1:00
163. LOS ANGELES RAIDERS AT
CINCINNATI..... 1:00
164. MIAMI AT CHICAGO..... 12:00
165. NEW YORK GIANTS AT TAMPA BAY..... 1:00
166. PHILADELPHIA AT PHOENIX..... 2:00
167. SAN DIEGO AT NEW YORK JETS..... 4:00

SUNDAY NIGHT, NOVEMBER 24

168. ATLANTA AT NEW ORLEANS7:00

MONDAY, NOVEMBER 25

169. SAN FRANCISCO AT LOS ANGELES RAMS 6:00

THURSDAY, NOVEMBER 28 (FOURTEENTH WEEKEND)

THANKSGIVING DAY

170. CHICAGO AT DETROIT12:30

171. PITTSBURGH AT DALLAS3:00

SUNDAY, DECEMBER 1

OPEN DATE: TWO NFC FIFTH PLACE TEAMS

172. CLEVELAND AT INDIANAPOLIS1:00

173. GREEN BAY AT ATLANTA1:00

174. KANSAS CITY AT SEATTLE1:00

175. NEW ENGLAND AT DENVER2:00

176. NEW ORLEANS AT SAN FRANCISCO1:00

177. NEW YORK GIANTS AT CINCINNATI1:00

178. NEW YORK JETS AT BUFFALO1:00

179. TAMPA BAY AT MIAMI1:00

180. WASHINGTON AT LOS ANGELES RAMS1:00

SUNDAY NIGHT, DECEMBER 1

181. LOS ANGELES RAIDERS AT SAN DIEGO5:00

MONDAY, DECEMBER 2

182. PHILADELPHIA AT HOUSTON8:00

SUNDAY, DECEMBER 8 (FIFTEENTH WEEKEND)

183. ATLANTA AT LOS ANGELES RAMS1:00

184. BUFFALO AT LOS ANGELES RAIDERS1:00

185. DENVER AT CLEVELAND1:00

186. GREEN BAY AT CHICAGO12:00

187. INDIANAPOLIS AT NEW ENGLAND1:00

188. NEW ORLEANS AT DALLAS12:00

189. NEW YORK JETS AT DETROIT4:00

190. PHILADELPHIA AT NEW YORK GIANTS1:00

191. PITTSBURGH AT HOUSTON12:00

192. SAN DIEGO AT KANSAS CITY12:00

193. SAN FRANCISCO AT SEATTLE1:00

194. WASHINGTON AT PHOENIX2:00

SUNDAY NIGHT, DECEMBER 8

195. MINNESOTA AT TAMPA BAY8:00

MONDAY, DECEMBER 9

196. CINCINNATI AT MIAMI9:00

SATURDAY, DECEMBER 14 (SIXTEENTH WEEKEND)

197. KANSAS CITY AT SAN FRANCISCO1:00

198. TAMPA BAY AT CHICAGO11:30

SUNDAY, DECEMBER 15

199. CINCINNATI AT PITTSBURGH1:00

200. DALLAS AT PHILADELPHIA1:00

201. DETROIT AT GREEN BAY12:00

202. HOUSTON AT CLEVELAND1:00

203. LOS ANGELES RAMS AT MINNESOTA12:00

204. MIAMI AT SAN DIEGO1:00

205. NEW ENGLAND AT NEW YORK JETS1:00

206. NEW YORK GIANTS AT WASHINGTON4:00

207. PHOENIX AT DENVER2:00

208. SEATTLE AT ATLANTA1:00

SUNDAY NIGHT, DECEMBER 15

209. BUFFALO AT INDIANAPOLIS8:00

MONDAY, DECEMBER 16

210. LOS ANGELES RAIDERS AT NEW ORLEANS8:00

SATURDAY, DECEMBER 21 (SEVENTEENTH WEEKEND)

211. GREEN BAY AT MINNESOTA3:00

212. HOUSTON AT NEW YORK GIANTS12:30

SUNDAY, DECEMBER 22

213. ATLANTA AT DALLAS12:00

214. CLEVELAND AT PITTSBURGH1:00

215. DENVER AT SAN DIEGO1:00

216. DETROIT AT BUFFALO1:00

217. INDIANAPOLIS AT TAMPA BAY1:00

218. KANSAS CITY AT LOS ANGELES

RAIDERS1:00

219. NEW ENGLAND AT CINCINNATI1:00

220. NEW ORLEANS AT PHOENIX2:00

221. NEW YORK JETS AT MIAMI1:00

222. WASHINGTON AT PHILADELPHIA4:00

SUNDAY NIGHT, DECEMBER 22

223. LOS ANGELES RAMS AT SEATTLE5:00

MONDAY, DECEMBER 23

224. CHICAGO AT SAN FRANCISCO6:00

BOB HOSKINS AWARD

San Francisco 49ers' kicking specialist Ray Wersching received the 1987 Bob Hoskins Award for community service.

The award is given each year to a member of the 49ers' organization in the memory of Hoskins...an active member of the Bay Area community and an outstanding player for the 49ers from 1970-75.

Hoskins joined the 49ers in 1970 as a rookie offensive guard, before being switched to defensive tackle in '71. He scored an inspirational victory over Hodgkin's disease prior to the 1974 season. Despite major surgery and lengthy treatments, he returned to start every game in 1974 and '75.

Wersching was the last recipient of the award.

BOB HOSKINS AWARD WINNERS

1980 — Randy Cross

1981 — John Ayers

1982 — Freddie Solomon

1983 — Bill Ring

1984 — Dwaine Board

1985 — Eric Wright

1986 — Norb Hecker

1987 — Ray Wersching

THURSDAY, SUNDAY AND MONDAY NIGHT TELEVISION GAMES AT A GLANCE

(All times local; Thursday and Sunday on TNT and ESPN, Monday on ABC; also on CBS radio)

Sunday, September 1Detroit at Washington	(TNT)8:00
Monday, September 2 San Francisco at New York Giants	(ABC) 9:00
Sunday, September 8Houston at Cincinnati	(TNT)8:00
Sunday, September 15Los Angeles Rams at New Orleans	(TNT)7:00
Monday, September 16Kansas City at Houston	(ABC)8:00
Sunday, September 22Dallas at Phoenix	(TNT)5:00
Monday, September 23New York Jets at Chicago	(ABC)8:00
Sunday, September 29Denver at Minnesota	(TNT)7:00
Monday, September 30Philadelphia at Washington	(ABC)9:00
Sunday, October 6Pittsburgh at Indianapolis	(TNT)7:00
Monday, October 7Buffalo at Kansas City	(ABC)8:00
Sunday, October 13Los Angeles Raiders at Seattle	(TNT)4:30
Monday, October 14New York Giants at Pittsburgh	(ABC)9:00
Thursday, October 17Chicago at Green Bay	(TNT)6:30
Monday, October 21Cincinnati at Buffalo	(ABC)9:00
Sunday, October 27Washington at New York Giants	(ESPN)8:00
Monday, October 28Los Angeles Raiders at Kansas City	(ABC)8:00
Sunday, November 3Pittsburgh at Denver	(ESPN)6:00
Monday, November 4New York Giants at Philadelphia	(ABC)9:00
Sunday, November 10New England at Miami	(ESPN)8:00
Monday, November 11Chicago at Minnesota	(ABC)8:00
Sunday, November 17Cleveland at Houston	(ESPN)7:00
Monday, November 18Buffalo at Miami	(ABC)9:00
Sunday, November 24Atlanta at New Orleans	(ESPN)7:00
Monday, November 25 San Francisco at Los Angeles Rams	(ABC) 6:00
Sunday, December 1Los Angeles Raiders at San Diego	(ESPN)5:00
Monday, December 2Philadelphia at Houston	(ABC)8:00
Sunday, December 8Minnesota at Tampa Bay	(ESPN)8:00
Monday, December 9Cincinnati at Miami	(ABC)9:00
Sunday, December 15Buffalo at Indianapolis	(ESPN)8:00
Monday, December 16Los Angeles Raiders at New Orleans	(ABC)8:00
Sunday, December 22Los Angeles Rams at Seattle	(ESPN)5:00
Monday, December 23 Chicago at San Francisco	(ABC) 6:00

San Francisco posted the best regular season won-loss totals in the NFL during the 1980s, with a 104-47-1 mark. In addition, the 49ers recorded their seventh consecutive 10-win-or-better season in 1989, and an NFL-best eighth straight 10-victory campaign in as many full seasons (1982 was a strike-shortened nine-game slate).

The NFL's best regular season won-loss marks since 1980, follow:

TEAM	RECORD
SAN FRANCISCO 49ERS	104-47-1
Washington Redskins	97-55
Miami Dolphins	94-57-1
Denver Broncos	93-58-1
Chicago Bears	92-60

ARTIFICIAL TURF STREAK!

The 49ers have been a force on artificial turf in recent years.

With their regular-season ending victory over Minnesota last year, the 49ers have won 16 straight (17 counting postseason), 24 of their past 28 (25 of 31, counting playoffs) and 33 of their last 39 games played on artificial turf (35 of 43, counting postseason action).

YEAR	TEAM	RESULT
1987	At Cincinnati	W 27-26
1987	At NY Giants	W 41-21
1987	At New Orleans	W 24-22
1988	At New Orleans	W 34-33
1988	At NY Giants	W 20-17
1988	At Seattle	W 38-7
1989	At Indianapolis	W 30-24
1989	At Philadelphia	W 38-28
1989	At New Orleans	W 24-20
1989	At Dallas	W 31-14
1989	At NY Jets	W 23-10
1990	At Denver (SB XXIV)	W 55-10
1990	At New Orleans	W 13-12
1990	At Houston	W 24-21
1990	At Dallas	W 24-6
1990	At Cincinnati	W 20-17 OT
1990	At Minnesota	W 20-17

DOMESWEET DOME!

San Francisco brought its consecutive 'indoor' victory string to nine games with its win over the Vikings in the 1990 regular season finale, December 30, 1990.

The **49ers'** streak began in 1987, when they stopped the Saints, 24-22. They picked up two such wins in 1988 and '89, and (counting Super Bowl XXIV) four in the calendar year of 1990.

Here is a listing of **San Francisco's** domed-streak:

YEAR	DOMES	TEAM	RESULT
1987	Superdome	New Orleans	W 24-22
1988	Superdome	New Orleans	W 34-33
1988	Kingdome	Seattle	W 38-7
1989	Hoosier Dome	Indianapolis	W 30-24
1989	Superdome	New Orleans	W 24-20
1990	Superdome	Denver (SB XXIV)	W 55-10
1990	Superdome	New Orleans	W 13-12
1990	Astrodome	Houston	W 24-21
1990	Metrodome	Minnesota	W 20-17

HOW THE 1990 SAN FRANCISCO 49ERS WERE BUILT

YEAR	(59)	DRAFTED (34)	FREE AGENTS (24)	TRADES (1)
1979	(1)	Joe Montana (3)		
1980	(1)	Keena Turner (2)		
1981	(4)	Ronnie Lott (1) Eric Wrights (2B) Pete Kugler (6)	Mike Wilson (D9 '81 Cowboys)	
1982	(1)	Bubba Paris (2)		
1983	(2)	Roger Craig (2) Jesse Sapolu (11)		
1984	(3)	Guy McIntyre (3) Michael Carter (5A)	Michael Walter (D2 '83 Cowboys)	
1985	(1)	Jerry Rice (1)		
1986	(7)	Larry Roberts (2) Tom Rathman (3A) John Taylor (3C) Charles Haley (4A) Steve Wallace (4B) Kevin Fagan (4C) Don Griffin (6)		
1987	(6)	Harris Barton (1A)	Jim Fahnhorst (D4 '82 Vikings) Brent Jones (D5 '86 Steelers) Harry Sydney (FA '81 Seahawks) Chuck Thomas (D8 '85 Oilers) Mike Cofer (FA '87 Browns) Darryl Pollard (FA '86 Seahawks) Jim Burt (FA '81 Giants) Steve Bono (D6 '85 Vikings) Dave Cullity (FA '87 Browns) Matt Millen (D2 '80 Raiders) Mike Sherrard (D1 '86 Cowboys) Spencer Tillman (D5 '87 Oilers) Jamie Williams (D3 '83 Giants) Ricky Siglar (FA '89 49ers)	Steve Young (D1 '84 Bucs)
1988	(6)	Pierce Holt (2B) Bill Romanowski (3) Barry Helton (4) Chet Brooks (11)		
1989	(12)	Keith DeLong (1) Wesley Walls (2) Keith Henderson (3) Johnny Jackson (5)		
1990	(15)	Dexter Carter (1) Dennis Brown (2A) Eric Davis (2B) Ronald Lewis Dean Caliguire (4) Frank Pollack (6) Martin Harrison (10)	Sanjay Beach (FA '88 Cowboys) Greg Cox (FA '88 49ers) LeRoy Etienne (FA '89 Giants) Kevin Lewis (FA '89 Cardinals) Wayne Radloff (FA '85 Falcons) Fred Smerlas (D2 '79 Bills) Dave Waymer (D2 '80 Saints) Brett Weise (FA '89 Patriots)	

'SEATS ON THE 60?'

If it's not in here, maybe it doesn't exist.

Pacific Bell
SMART YellowPages®

Imagine



Imagine the future. A cellular phone system that lets you call anywhere in the world. That gives you the latest news, weather, sports, traffic, stock reports and more on an Information Network service. That provides you with DriverGuide™ destination driving instructions. That protects you with Mr. Rescue™ 24-hour a day, emergency roadside assistance. That offers Business Club, the smart way to save money on access fees, voice mail, call forwarding and other custom calling features. That gives you the largest toll-free coverage in Northern California (including the Caldecott Tunnel) on a full-spectrum cellular system by Motorola. There's no need to imagine that ideal cellular phone system. It exists right now. At GTE Mobilnet. Call us today and the future can be yours.

1-800-424-3636



GTE Mobilnet®

THE POWER IS ON®