


SAN FRANCISCO

1993  
MEDIA  
GUIDE

# 49ERS



# 1993 SAN FRANCISCO 49ERS SCHEDULE PRESEASON

Day	Date	Opponent	Time (Pacific)
Sunday	August 1	vs. Pittsburgh (American Bowl - Barcelona, Spain - NBC-TV)	7 PM (10 AM)
Sunday	August 8	vs. L.A. Raiders (at Stanford Stadium)	1 PM
Monday	August 16	at Denver (ABC-TV)	6 PM (5 PM)
Saturday	August 21	at Seattle	7 PM
Saturday	August 28	San Diego (CBS-TV)	6 PM

## REGULAR SEASON

Day	Date	Opponent	Time (Pacific)
Sunday	September 5	at Pittsburgh	1 PM (10 AM)
Monday	September 13	at Cleveland	9 PM (6 PM)
Sunday	September 19	Atlanta	1 PM
Sunday	September 26	at New Orleans	3 PM (1 PM)
Sunday	October 3	Minnesota	1 PM
Sunday	October 10	BYE (Open Date)	—
Sunday	October 17	at Dallas	3 PM (1 PM)
Sunday	October 24	Phoenix	1 PM
Sunday	October 31	L.A. Rams	1 PM
Sunday	November 7	BYE (Open Date)	—
Sunday	November 14	at Tampa Bay	1 PM (10 AM)
Monday	November 22	New Orleans	6 PM
Sunday	November 28	at L.A. Rams	1 PM
Sunday	December 5	Cincinnati	5 PM
Saturday	December 11	at Atlanta	4 PM (1 PM)
Sunday	December 19	at Detroit	4 PM (1 PM)
Saturday	December 25	Houston	2:30 PM
Monday	January 3	Philadelphia	6 PM

### 49ERS' 1993 TRAINING CAMP DATA

#### LOCATION:

Sierra College  
5000 Rocklin Road  
Rocklin, CA 95677  
Campus Switchboard: 916/624-3333  
49ers' Switchboard: 916/624-8241

#### REPORTING DATES:

Rookies—Wednesday, July 14  
Veterans—Saturday, July 17  
Return to Santa Clara, California  
training facility August 23.

**CUTDOWN DATES:** August 24—60 players; August 30—47 players

Guide edited by Al Barba.

Guide Asst. Editors: Darla Maeda, Dave Rahn, Rodney Knox, Ron Juanso, Tony Fery.

Credits: Printed by Herald Printing Company, New Washington, OH.

Computer Assistance by Troy Campagna, Friendly Software, San Carlos, CA.



More publications available at:

[www.retroseasons.com/library/](http://www.retroseasons.com/library/)

# IN THE 49ERS' MEDIA GUIDE

<p><b>A</b>  All-Pro 49ers .....258-259  All-Time Assistant Coaches .....260  Attendance .....225,237</p> <p><b>B</b>  Big Days, 49ers .....251-252  Biographies:  Assistant Coaches.....15-22  Draft Choices.....125-131  Head Coach.....12-14  Management.....7-10  Owner.....5-6  Rookie Free Agents .....137  Scouting Staff .....25-28  Veterans .....34-124  Veteran Free Agents .....132-136</p> <p><b>D</b>  Directory .....2-3  Draft:  All-Time .....203-212  Pre-1950 .....202</p> <p><b>E</b>  Eshmont Award .....124</p> <p><b>F</b>  Facilities:  DeBartolo Sports Centre.....4  Ticket/Suite Office.....1  Foundation, 49ers .....11</p> <p><b>G</b>  Game-by-Game, 1992 .....150-170</p> <p><b>H</b>  Hall of Fame 49ers .....23  Historical Highlights.....189-196  Honors, 1992.....148, 149  Honors, NFL.....250</p> <p><b>L</b>  Last Time, The .....229  Leaders, NFL 49ers.....249  Longest Plays, 49ers.....252-254</p> <p><b>M</b>  Milestones, 1993 .....31</p>	<p>Monday Night .....261</p> <p><b>N</b>  New in '93.....142</p> <p><b>O</b>  Overtime Games .....149</p> <p><b>P</b>  Playoff History .....188  Pro Bowl, 49ers.....256-257</p> <p><b>R</b>  Records:  Career Leaders.....214-217  Career Leaders,  Postseason .....246-247  Individual Single Game.....226-228  Individual Season .....230  Leaders by the Years .....218-225  Miscellaneous .....247-248  Postseason .....238-245  Team Single Game.....231-234  Team Season Records.....235-237</p> <p>Retired Jerseys .....171</p> <p>Rosters:  All-time 49ers.....197-202  Numerical, Alphabetical.....138-141</p> <p><b>S</b>  Schedule:  1993 49ers.....IFC  1993 NFL .....262-264</p> <p>Scores, Year-by-Year:  Regular Season.....177-185  Preseason .....185-187</p> <p>Series Results:  Team-by-Team .....172-176</p> <p>Stadium Information .....242</p> <p>Statistics:  1992 Regular Season.....144-146  1992 Postseason .....145, 147</p> <p>Superlative Seasons .....255</p> <p><b>T</b>  Training Camp Data .....IFC</p>
--	---

## 49ERS' INFORMATION AT A GLANCE

OFFICE ADDRESS—4949 Centennial Blvd. • Santa Clara, California 95054

**408/562-4949**

49ers' Ticket Office (415/468-2249), 49ers' Suites Office (415/467-8400)

Candlestick Park, San Francisco, California 94124

**Cover Photo:** 1992 NFL MVP Steve Young. Photo Courtesy of Michael Zagaris.  
Additional photos Courtesy of Bill Fox.

# 1993 SAN FRANCISCO 49ERS' DIRECTORY

## OWNERSHIP

Edward J. DeBartolo, Jr .....	Owner
Franklin Mieuli .....	Limited Partner
Morabito Trusts .....	Limited Partner

## MANAGEMENT

Carmen Policy .....	President
John McVay .....	Vice President-Football Administration
Keith Simon .....	Vice President-Business Operations & Chief Financial Officer

## ADMINISTRATION

Laurie Albrecht .....	Director of Marketing/Promotions
Lynn Carozzi .....	Ticket Manager
Dwight Clark .....	Coordinator of Football Operations & Player Personnel
Lisa DeBartolo .....	Director of 49ers Foundation
Murlan "Mo" Fowell .....	Director of Stadium Operations
Melrene Frear .....	Controller
Rodney Knox .....	Director of Public & Community Relations
R.C. Owens .....	Executive Assistant/Alumni Coordinator
Allan Webb .....	Director of Pro Personnel

## COACHING STAFF

George Seifert .....	Head Coach
Jerry Attaway .....	Physical Development Coordinator
Dwayne Board .....	Defensive Line Assistant
Neal Dahlen .....	Coaching Administrator & Financial Liaison
Jeff Fisher .....	Defensive Backs
Carl Jackson .....	Running Backs
Steve Little .....	Physical Development Assistant
Alan Lowry .....	Special Teams
John Marshall .....	Defensive Line
Bobb McKittrick .....	Offensive Line
Bill McPherson .....	Defensive Coordinator
Brian Pariani .....	Offensive Coaches Assistant
Mike Shanahan .....	Offensive Coordinator/Quarterbacks
Ray Sherman .....	Receivers
Mike Solari .....	Tight Ends/Assistant Offensive Line
Eric Wright .....	Defensive Backs Assistant
Bob Zeman .....	Linebackers

## SCOUTING

Vinny Cerrato .....	Director of College Scouting
Jim Abrams .....	Scouting Assistant
John Brunner .....	East and Midwest Region Scout
Mike Faulkner .....	West Region Scout
Jim Gruden .....	South Region Scout
Tommy Hart .....	Special Assignments Scout
Oscar Lofton .....	East and Midwest Region Scout
Neil Schmidt .....	South Region Scout
Bob Whitman .....	South Region Scout
Billy Wilson .....	West Region Scout

## MEDICAL STAFF

Lindsay McLean .....	Trainer
Ray Tufts .....	Assistant Trainer
Scottie Patton .....	Training Assistant
Michael Dillingham, M.D. ....	Physician
James B. Klint, M.D. ....	Physician
Robert Bonahoom, D.D.S. ....	Dentist

## SUPPORT STAFF

Al Barba .....	Public Relations Assistant
Dominic Corsell .....	Business Office
Harry Edwards, Ph D. ....	Special Consultant
Tony Fery .....	Equipment Assistant
Cheryl Forbis .....	Assistant Director of Stadium Operations
Bill Fox .....	Gameday Photographer
Richard Genoff .....	Sports Turf Manager/Head Groundskeeper
Bronco Hinek .....	Equipment Manager
Ron Juanso .....	Publications Coordinator
Anthony Lozano .....	Facilities Manager
Darla Maeda .....	Public & Community Relations Assistant
Michael Olmstead .....	Entertainment Coordinator
John Ottoboni .....	Legal Counsel
Dave Rahn .....	Assistant Director of Public Relations
Raul Sandoval .....	Housekeeping
Maggie Valencia .....	Marketing/Promotions Assistant
Ted Walsh .....	Assistant Equipment Manager
Jim Wyatt .....	Stadium Operations Coordinator
Robert Yanagi .....	Video Operations Director
Michael Zagaris .....	Team Photographer

## OFFICE STAFF

Donna Barnes .....	Ticket Office/Stadium Operations
Gary Burcham .....	Maintenance Assistant/Stadium Operations
Thu Cao .....	Business Office/Insurance
Angela Christiansen .....	Pro Personnel
Suzette Cox .....	Assistant Coaches
Faye Donovan .....	Front Office
Berit Einsiedl .....	Receptionist/Fan Mail
Sandy Fontana .....	Business Operations (Simon)
Jules Gitelman .....	Stadium Operations
Pat Hatch .....	Accounts Payable/Gameday Payroll
Nikki Hawkins .....	Business Office
Hilary Heuermann .....	Computers/Football Administration (McVay)
Barbi Leach .....	College Scouting
Carole Larson .....	Merchandising
Nancy Lew .....	Business Office
Carri Parham .....	Receptionist/Highlight Tapes
Martha Robinson .....	Head Coach (Seifert)
Linda Saunders .....	Front Office
Tony Silveira .....	Housekeeper
Karen Spaur .....	Payroll
Gail Tobriner .....	Ticket Office

## SECURITY STAFF

Fred Gualco .....	Security Coordinator
Rick Sandoval .....	Security Manager

Vance Bigham, Aaron Guglielmelli  
Ben Parks, Jimmy Vaughn

# Marie P. DeBartolo Sports Centre

In loving memory of his mother, Marie P. DeBartolo, San Francisco 49ers' Owner-President Edward J. DeBartolo, Jr., dedicated the team's new training facility and office complex in August, 1988.

Situated on an 11-acre site in Santa Clara, CA (approximately 40 miles south of Candlestick Park), the complex provides players, coaches, and staff members with all the necessary components for daily practices, weekly game preparations, and general overall operations in one functional, state-of-the-art setting.

From its master blueprint to the smallest of details, the new facility exemplifies DeBartolo's strive for perfection, and his drive for superiority. It also reflects his dedication to the organization and his first-class standard for operating procedures.

Two natural grass practice fields, with underground drainage and watering systems, allow for workouts in all Northern California weather conditions. Additionally, a full-size Omniturf (artificial turf) field features an innovative fiber-and-sand surface design which minimizes player injury.

A two-story, 52,000 square-foot building (more than three times the space the 49ers' had in Redwood City) houses all offices and facilities (except the ticket and luxury suite operations, which remain at Candlestick Park). Located upstairs at the facility are offices for: coaches, administration, video operations, business operations, public relations, pro scouting, college scouting, and marketing/promotions.

The ground floor contains a spacious dressing room area with 60 permanent lockers, and allocations for extra (portable) lockers to be used during mini-camps when squad sizes are larger.

Off the locker room is a "players only" lounge for relaxing between meetings or practices. And, in an adjacent building are two racquetball courts for players, coaches, and staff recreation. The coaches and front office staff also have separate locker rooms.

A well-equipped weight room and training area downstairs accommodates both preventative and rehabilitative conditioning. A 30-foot by 40-foot hydrotherapy indoor swimming pool is also available.

Also located downstairs are numerous meeting rooms—each featuring a video cassette projector (allowing players and coaches the opportunity to analyze previous games and that day's practice sessions or to preview an upcoming opponent).

Media facilities include a sizable workroom, alongside a large (120-seat) auditorium and conference room (wired for live television broadcasts from the site), making the new set-up ideally suited for weekly press conference coverage and daily reporting duties. Located just outside the media workroom is a picnic area which can be used for press luncheons.

# Edward J. DeBartolo, Jr. — OWNER

Edward J. DeBartolo, Jr., enters his 17th season as owner of the San Francisco 49ers in 1993. During this period, DeBartolo has merited considerable stature and esteem in the sports community for his successful management of the franchise.

Upon his purchase of the club in 1977, DeBartolo began a process to upgrade the organization's front office administration and on-field talent. DeBartolo's vision was to create a winning franchise that operated with class and dignity. However, of equal importance was his desire to create an atmosphere conducive to developing a strong sense of kinship within the operation.

With this formula, DeBartolo began his stewardship of the 49ers. However, the initial seasons were difficult to endure. The team closed out the 70's by finishing with consecutive 2-14 records (1978-79).

Unwavering in his commitment, DeBartolo began to reap dividends for his efforts during the 1980's. DeBartolo's decisiveness and guidance were reflected by changes within the organization that resulted in elevating a struggling franchise into a perennial playoff contender.

Since buying the 49ers in '77, DeBartolo's team has won nine division titles, four conference trophies, and four world championships. The Niners captured NFC West crowns in 1981, '83, '84, '86, '87, '88, '89, '90, and '92; made NFC Championship Game appearances in 1981, 1983, 1984, 1988, 1989, 1990, and 1992; and claimed world championships in 1981 (Super Bowl XVI), '84 (Super Bowl XIX), '88 (Super Bowl XXIII), and 1989 (Super Bowl XXIV).

During the past 12 seasons (1981-1992), San Francisco has won 164 games (counting postseason) — an average of 13 victories per year, has reached the playoffs ten times (including eight consecutive seasons from 1983-90), and is the only NFL team to produce a winning record in each of the past 10 seasons (1983-92).

DeBartolo, regarded as one of the nation's top sports executives was honored by *Football News* as its 1989 NFL Man-of-the-Year. A former member of the League's realignment/expansion committee and a current member of its expansion committee, DeBartolo is an influential force in the League's hierarchy.

Owner and chief executive officer of the 49ers, DeBartolo, is also president and chief administrative officer of The Edward J. DeBartolo Corporation in Youngstown, Ohio.

With the 49ers, his primary function is to provide administrative leadership, financial guidance, and emotional support, which Eddie (as he is known to friends and family) has done since he purchased 90 percent of the franchise from the Morabito family in 1977.



With the DeBartolo Corporation, 'Mr. D' oversees the operation and growth of one of the country's top real estate development and management firms. Founded in 1948 by his father, Edward J. DeBartolo (chairman and chief executive officer), the corporation is one of America's greatest business success stories.

Spanning those six decades (from the '40s into the '90s), the DeBartolo Corporation has developed over 74 million square feet of prime retail space across the country and operates over 64 million square feet — making it the nation's largest developer and manager of shopping malls (nearly 100 in 23 states).

Office towers, mixed-use projects, and hotels are also among the firm's holdings nationwide. It previously owned the Pittsburgh Penguins, the 1991-92 NHL Stanley Cup champions.

Following graduation from Notre Dame in 1968, Eddie began an executive training program which gave him valuable experience in each of the Corporation's departments. He was appointed vice president in 1971, and became executive vice president five years later. In '79, he assumed his current position.

DeBartolo has actively sponsored charitable institutions. Besides his philanthropic support, he has also given generously of his time and influence to help St. Jude's Children's Research Hospital, Heart Fund, Cancer Crusade, United Way, ALS Research Foundation, Crippled Children's Society, Bay Area Sports Hall of Fame, Police Athletic League, and numerous other worthwhile organizations. The DeBartolo family donated \$33 million to Notre Dame in 1989, one of the largest donations ever given to higher education in America.

He received the 1982 Salvation Army Citation of Merit in recognition of his humanitarian efforts. The organization's highest honor, the award had previously been presented to such notables as Dwight D. Eisenhower, William Randolph Hearst, and Cecil B. DeMille.

In '85, DeBartolo was hailed by the Boys' Town of Italy as its Man-of-the-Year for his support of that organization (which aids homeless and needy children). He was also the 1985 recipient of the prestigious Warner Award, the highest national individual honor given by the Pop Warner (youth) Football Association.

Eddie was national chairman for the 19th Annual Victor Awards in 1985 (sponsored by the Sportsmen's Club For The City of Hope) and served as national chairman for the City of Hope's '86 "Spirit of Life Award" banquet.

In 1988, the San Francisco Convention & Visitors Bureau bestowed upon DeBartolo the Silver Cable Car Award for his "extraordinary contributions to San Francisco and its visitor industry."

Eddie is married to his childhood sweetheart, the former Cynthia Papalia, who prefers the nickname Candy. The Catholic Youth Organization of the Bay Area presented its '90 Service to Youth Award to them for their many years of generous support.

Born and raised in Youngstown, he has actively supported that city's organizations, as well. For example, he has served as director of the Youngstown Youth Center and as a member of the Youngstown State University Board of Trustees.

They have three daughters: Lisa Marie, who is Director of the San Francisco 49ers Foundation, Tiffanie Lynne, and Nicole Anne.

# Carmen A. Policy—PRESIDENT

Carmen A. Policy begins his third year as club president and 11th season with the 49ers in 1993.

As president, Carmen supervises the 49ers' front office and League relations, while coordinating all of the club's activities in association with **John McVay** (vice president for football administration), **Keith Simon** (vice president for business operations and chief financial officer) and the team's department heads.

Policy's tireless, energetic work ethic sets the standard for the entire organization. His ability to understand and act upon comprehensive situations continues to impress his colleagues and counterparts. Policy has received high praise from peers within the League for his command of the myriad of challenges that cross his desk daily.

He has cultivated close associations with members of the NFL hierarchy, who respect and appreciate Carmen's creative input on many of the tough issues that the League must address.

In his initial decade with the 49ers, Policy ascended from vice president and general counsel (1983-88), to executive vice president and general counsel (1989-90), to club president (1991-current).

Many feel that his '91 promotion was a fitting tribute from team owner **Edward J. DeBartolo, Jr.**, for Policy's years of hard work.

Carmen, who admittedly enjoys working closely with DeBartolo in all areas of organizational responsibility, has overseen all legal and business considerations relating to the 49ers' day-to-day operations since '89, and has been even more involved since 1991.

He was named to the World League Board of Directors in '90, and served as an important factor in that League's organizational structure and operation. The World League played two seasons (1991 & '92) and is scheduled to resume operations in '94, following a year hiatus.

Often recognized for his involvement with social causes, Carmen somehow finds the time and energy to lead the team's participation with local civic programs, area humanitarian ventures, and other community projects. He recently was appointed to the Board of Directors of the San Francisco Convention & Visitors Bureau.

Serving on the board of directors for "49ers Foundation," Policy has provided guidance and support to this non-profit entity of the team's community outreach projects.

One of the 49ers' 1991 regional United Way spokesmen, Policy is a native of Youngstown, OH. He was personal attorney for Eddie DeBartolo for many years prior to joining the 49ers' staff in '83.

A product of Youngstown Ursuline High, he graduated from Youngstown State University in 1963, and received his Juris Doctorate Degree in 1966 from Georgetown University Law Center.

Prior to leaving his partnership in the Youngstown law firm of Flask, Policy, Weimer, and White in 1991, he was listed in all four existing editions of the highly respected publication *The Best Lawyers in America* — including the most recent 1991-92 edition. Inclusion is a significant honor since it's based on peer evaluations.

Carmen has five children: James (a first-year orthopedic resident in the Bay Area), Daniel (a Notre Dame graduate who attends law school in the Bay Area), Edward (a Notre Dame graduate who also attends law school in the Bay Area), Kerry (a junior at Miami University in Oxford, OH), and Kathy (a freshman at the University of Notre Dame).

Among his recreational interests, Policy is an avid jogger, chalking up about 25 miles per week.

He and the former Gail Marie Moretti were married during the 1991 offseason. They make their home in Palo Alto, CA.



## **Keith A. Simon—VICE PRESIDENT— BUSINESS OPERATIONS & CHIEF FINANCIAL OFFICER**



Keith A. Simon, in his 15th season with the 49ers, begins his fifth year as vice president for business operations and chief financial officer in 1993.

In his current position, Simon is responsible for all non-football business and provides financial guidance and support for all of the team's football-related activities.

He supervises all of the Niners' away-from-the-field departments, including: ticket sales/operations, public relations, community relations, luxury suite sales/operations, stadium operations, marketing, and promotions.

Simon, who joined the Niners' front office staff in '79, oversees the team's travel and lodging needs for both road and home games, and serves as liaison between the team's Santa Clara (CA) office and the

DeBartolo Corporation headquarters in Youngstown, OH.

He reports directly to President Carmen Policy on all matters involving accounting and is involved in overall company finance and negotiations for the 49ers.

Prior to his '89 promotion to vice president for business operations and chief financial officer, he had served as the 49ers' business manager since 1979.

Simon's association with the DeBartolo Corporation dates back to '75, when he was hired as an accountant at the DeBartolo-owned Thistledown Racetrack in Cleveland, OH. He became the track's general manager in 1976.

Prior to that, Simon was chief accountant for the firm of Litton Industries in their Datalog Division (1969-70) in Denver, CO, and was the controller and chief financial officer for Greentree Communities (1971-75) in Sarasota, FL.

Born in Billings, MT (10-13-44), Keith played football and baseball at Billings High. He received his degree in business administration from the University of Montana in '68.

A boating, fishing, golf, and classic cars enthusiast, Keith and his wife, Debbie, have one son, Grant Christopher (2-25-88). The family lives in Saratoga, CA.

## **John E. McVay—VICE PRESIDENT— FOOTBALL ADMINISTRATION**



John McVay, named *Sporting News* NFL Executive-of-the-Year in 1989, is in his 15th year with the 49ers — his fifth season as vice president for football administration.

McVay began his career with the 49ers in 1979 as the team's director of player personnel, was promoted to director of football operations ('80), and served as administrative vice president ('81) before being named vice president and general manager in 1983.

He came to the 49ers after three seasons (two and one-half as head coach) with the New York Giants (1976-78) and two years as the head coach and general manager of the Memphis Southmen of the World Football League, where his teams were 24-7 (1974-75).

His coaching career included nine years of high school ball in Ohio: three years at Lancaster High, one year at Franklin High, and a five-year stay (41-7) at Canton Central Catholic High.

From the prep ranks, he became an assistant on Duffy Daugherty's Michigan State staff (1962-64), before taking over at Dayton prior to joining the WFL.

He was head football coach (1965-73) and athletic director (1972-73) at Dayton, where he led the 1966 Flyers to their first winning grid season (8-2) in 10 years.

A native of Bellaire, OH, and a product of the famous high school football town of Massillon, OH, McVay was an All-Ohio center as a Massillon schoolboy.

An All-Midwest selection and two-time team MVP as a center at Miami University (known nationally as the "Cradle of Coaches") in Oxford, OH, he played for both Woody Hayes and Ara Parseghian. Hayes awarded McVay Miami's last available football scholarship, and John went on to become a four-year team captain for the Redskins. He is a member of that school's athletic Hall of Fame.

McVay's three sons all followed in his collegiate football footsteps. Jim, the Executive Director for college football's Hall of Fame Bowl in Tampa, FL, was a quarterback/safety at Dayton; John Jr. played safety for Miami; and Tim, who was captain at Indiana, also played safety.

John and his wife, Lee, live in Saratoga, CA.

## **Dwight Clark—COORDINATOR OF FOOTBALL OPERATIONS/PLAYER PERSONNEL**

Dwight Clark, who assumed the title of coordinator of football operations and player personnel in 1992, begins his second season in that role with the 49ers in '93.

In his fifth season with the 49ers, Dwight spent two years as executive administrative assistant (1990-91), following one season as the team's marketing consultant (1989). He took on expanded responsibilities in his new role with the club in 1992.

Clark works directly with Vice President of Football Administration John McVay on business and player contract negotiations, among his other duties pertaining to football operations.

He scouts talent, negotiates and reviews player contracts, and oversees the team's scouting department, especially as it interacts with the coaching staff.

Additionally, he monitors office expenditures, and coordinates the Niners' spring mini-camps and summer training camp.

A 10th-round draft choice in '79, the 36-year-old Clark finished his nine-year career as the 49ers' all-time leading receiver with 506 catches, 6,750 receiving yards, and 48 touchdowns.

A true "big game" player, Clark always raised his level of performance in post-season action. He was a central character of the most memorable play in 49ers' history, making "the catch" that provided San Francisco with the winning points against the Dallas Cowboys in the 1981 NFC Championship Game and sent them on to Super Bowl XVI.

Born in Kingston, NC (1-8-57), "DC" was a secondary education (history) major at Clemson. Dwight and his wife, Ashley, have two children: Casey Gene (3-21-84) and Riley Edward (5-4-85) and are expecting their third child in September. The family lives in Menlo Park, CA.



# Lisa DeBartolo —

## DIRECTOR OF THE 49ERS FOUNDATION



Lisa DeBartolo begins her initial season with the club as Director of the San Francisco **49ers FOUNDATION**.

As director of the Foundation, Lisa's duties and responsibilities will be to receive, monitor, and evaluate proposals and requests for contributions and grants. Additionally, she will create and produce special events and fundraising activities for the Foundation. Lisa will also lead in the review of the monthly, quarterly, and annual financial statement(s) and oversee the investment of funds on behalf of the Foundation.

A May 1992 graduate of St. Mary's (CA) College, Lisa comes to the 49ers with a wide range of experience in corporate business, having worked in a variety of capacities within the Edward J. DeBartolo Corporation. Her experiences included the day-to-day involvement in the operation of the Marie P. DeBartolo Foundation.

Most recently (1991), in addition to her contributions to the Marie P. DeBartolo Foundation, Lisa served as an assistant in the Corporation's legal department. She was involved in the management of insurance and non-insurance litigation for the DeBartolo Corporation and its subsidiaries. Other areas of responsibility included the review and approval of outside counsel legal fees, monitoring corporate litigation, and researching public access issues.

Prior to her work in legal matters pertaining to the Corporation, Lisa served in the marketing and communications department in 1988. Her duties consisted of coordinating media events, assisting in the production of publications, and the development of press releases as well as reorganizing the corporate library.

Aside from her experience at the DeBartolo Corporation, Lisa was active as a student at St. Mary's. She gained valuable familiarity in communications, contributed to *The Collegian*, the school's newspaper, and worked as a disc jockey for the on-campus radio station.

An art history and philosophy major, Lisa also tutored French for two years. She was a member of the French Club and Senior Ball Committee, and participated in intramural sports.

Born Lisa Marie DeBartolo (12-17-69) in Youngstown, OH, she is the oldest daughter of Edward J. and Candy DeBartolo. Lisa resides in the Bay Area.

# 49ers FOUNDATION

The **49ers FOUNDATION** was established in July 1991. It is a not-for-profit organization founded by the San Francisco 49ers to provide grants and aid to charitable activities and causes of civic concern.

Lisa DeBartolo, with the support of its board of directors, heads the **49ers FOUNDATION** and handles all the operational and administrative tasks necessary to maintain this outreach element of the team's community affairs.

The Internal Revenue Service has determined that the Foundation is a tax-exempt organization under Section 501(c)(3) of the Internal Revenue Code.

The San Francisco 49ers are committed to extending their community involvement and good will throughout the Bay Area and the **49ers FOUNDATION** is one of many projects instituted to achieve this objective. The fund financially aides a wide variety of groups and organizations through grants.

It is the hope of the San Francisco 49ers to acknowledge and assist many of the worthy Bay Area charities. The foundation serves as an additional vehicle of monetary support to the efforts of those groups helping the needy.

Among those groups and organizations receiving Foundation grants during the last two years were: The Packard Children's Hospital; Outward Bound; Center for a New Generation; United Negro College Fund; Marty Lyons Foundation; Crippled Children's Society; ALS Foundation; Police Athletic League; Crime Prevention, Narcotics, Drugs; Educational Center; Bread of Life; Champs Foundation; and Catholic Charities.

Additionally, last season three players were chosen for each game to serve as team captains. Those captains were asked to select a charity to receive a grant. The amount of the grant was based on the total points scored each week by the team. The Foundation pledged \$50 per point, with a minimum grant of \$500.

The **49ers FOUNDATION** accepts written requests for grants from public charities or foundations. All applicants must be exempt from taxation under Section 501(c)(3) of the Internal Revenue Code. Requests should be no more than two pages including:

- A brief description of your organization.
- What project will be funded through the grant.
- Who your other major funders are.

Additionally, enclose a copy of your IRS determination letter granting your organization tax-exempt status.

**The letters of request must be submitted between Jan. 1 and April 30.**

Send requests to: Lisa DeBartolo, Director, 49ers Foundation, c/o San Francisco 49ers, 4949 Centennial Boulevard, Santa Clara, CA 95054.



# George Seifert — HEAD COACH



In just four seasons at the helm, George Seifert has established a pace that if endured will position him among the elite head coaches in NFL history. Seifert has already won 57 games (including postseason) during the previous four-year term, an average of 14 victories per season.

Last year Seifert recorded his 50th career victory, reaching that milestone faster than any other coach in NFL history. George needed just 63 games to reach the plateau, bettering the previous mark of 64 set by Paul Brown (see box opposite page).

Seifert has garnered a lofty .803 winning percentage in his 71 career games as head coach. That figure ranks as the best among active NFL coaches with 50-or-more games. However, more impressively is that among George's 14 career losses, only four have been by deficits of seven-or-more points.

Since assuming the head coaching duties, Seifert has experienced nearly unparalleled success. His '89 debut was nothing short of spectacular, as he became just the second rookie head coach in NFL history to win a Super Bowl (with Don McCafferty, Colts '70). Additionally, Seifert is the only coach to claim an NFC crown in his first year. Moreover, his 14 victories were more than any other rookie coach in NFL history.

George was named the 1989 NFL Coach-of-the-Year by several publications, including: *Sports Illustrated*, *Pro Football Weekly*, and *Football Digest*. He followed that with an encore selection of 1990 NFL Coach-of-the-Year by the Washington Touchdown Club, *The Sporting News*, and *The National*, among others.

After nine years as a 49ers' assistant coach (the last six as defensive coordinator), Seifert was named the team's head coach in January of 1989. He replaced Bill Walsh, becoming the 12th coach in 49ers' history, and the first native San Franciscan ever to coach the team.

Under his direction as defensive coordinator, the 49ers annually ranked among the leaders in the NFL. In 1987, they claimed the top ranking for all NFL defensive units (the first time in history that San Francisco led the League in fewest total yards allowed). Besides being first in total defense, San Francisco also was No. 1 in passing defense and fifth in rushing defense.

In 1988, the Niners were third in total defense, third in rushing defense, and eighth in pass defense, while holding their opponents under 100 yards rushing eight times during the season.

George joined the Niners' coaching staff as defensive backfield coach in '80, following 15 years in the collegiate ranks.

He began his coaching career in 1964 as a graduate assistant at Utah, after a six-month tour of duty with the U.S. Army. An offensive guard and linebacker at Utah, Seifert was recommended for that graduate assistant post by his former Utah roommate and teammate, Lynn Stiles, when Stiles moved up from that position to a full-time assistant at Utah.

In '65, Seifert was named head coach at Westminster College in Salt Lake City, UT, before moving to assistant positions at Iowa (1966) and Oregon (1967-

71). He joined Stanford's staff (1972-74) as secondary coach, and transformed the defensive backfield into the Pac-8 Conference's best in 1972 and 1973.

George left Stanford in '75 to become head coach at Cornell (1975-76), but returned to Stanford to join Walsh's staff as secondary coach in 1977. The Cardinal pass defense was second in the Pac-10 in both '78 and 1979.

In '80, he joined Walsh again, this time with the 49ers as secondary coach.

A San Francisco native, Seifert grew up in 'The City's' Mission District and graduated from Polytechnic High across the street from the 49ers' old home field at Kezar Stadium. He played offensive tackle, end, and linebacker on Poly's football team...and enjoyed one high school benefit of Poly students serving as ushers at Kezar for 49ers' games.

One highlight to Seifert's 1990 offseason was being honored with the second annual ALS "Iron Man" Award. Inaugurated in '89 by the ALS Research Foundation of San Francisco, the award is presented annually to the Bay Area sports figure who best exemplifies the spirit and determination of former New York Yankee great Lou Gehrig.

George and his wife, Linda, have two children (Eve and Jason) and live in Los Altos, CA. A 1963 graduate of Utah, George was a zoology major with interests in wildlife management and teaching.

Born January 22, 1940, Seifert celebrated his 49th birthday (in Miami, FL) during San Francisco's 20-16 Super Bowl XXIII win over Cincinnati in 1989, and his 50th birthday (in New Orleans, LA) in '90, during the week before the Niners' 55-10 Super Bowl XXIV victory over Denver.

**NFL CAREER RECORD ENTERING 1993:** 71 games (including 5-2 post-season mark)...57-14 for an .803 winning percentage.

**George Seifert's Coaching Background:** 1964 (Utah), 1965 (Westminster - head coach), 1966 (Iowa), 1967-71 (Oregon), 1972-74 & 1977-79 (Stanford), 1975-76 (Cornell - head coach), 1980-93 (49ers).

#### SEIFERT'S NFL RECORD

Year	Team	W	L	Pct.	Finish
1989*	San Francisco	14	2	.875	1st, NFC West
1990	San Francisco	14	2	.875	1st, NFC West
1991	San Francisco	10	6	.625	3rd, NFC West
1992	San Francisco	14	2	.875	1st, NFC West
Postseason		5	2	.714	_____
<b>Career 4 years</b>		<b>57</b>	<b>14</b>	<b>.803</b>	_____

\*—Super Bowl Champions

#### FASTEST TO 50 CAREER WINS

In 1992, George Seifert recorded his 50th career victory (including post-season), reaching the milestone victory faster than any other coach in NFL history.

COACH	GAMES NEEDED	COACH	GAMES NEEDED
<b>GEORGE SEIFERT</b>	<b>63</b>	Chuck Knox	68
Paul Brown	64	Joe Gibbs	71
Vince Lombardi	66	George Halas	71

## NFL Active Coaches

(Based on winning percentage, including postseason)

COACH	YEARS	TEAMS	W	L	T	PCT.
1) George Seifert	4	49ers	57	14	0	.803
2) Don Shula	30	Colts, Dolphins	318	151	6	.676
3) Bobby Ross	1	Chargers	12	6	0	.667
4) Bill Cowher	1	Steelers	11	6	0	.647
Dennis Green	1	Vikings	11	6	0	.647
Rich Kotite	2	Eagles	22	12	0	.647
7) Bill Parcells	8	Giants, Patriots	85	52	1	.620
8) Jim Mora	7	Saints	69	46	0	.600
9) M. Schottenheimer	9	Browns, Chiefs	86	58	1	.597
10) Dan Reeves	12	Broncos, Giants	117	79	1	.596

### 49ERS' COACHING RECORDS

Coach	Years	Games	W	L	T	Percentage
Lawrence (Buck) Shaw	1946-54	116*	72	40	4	.638
Norman (Red) Strader	1955	12	4	8	0	.333
Frank (Frankie) Albert	1956-58	37*	19	17	1	.527
Howard (Red) Hickey+	1959-63	55	27	27	1	.500
Jack Christiansen+	1963-67	67	26	38	3	.411
Dick Nolan	1968-75	117*	56	56	5	.500
Monte Clark	1976	14	8	6	0	.571
Ken Meyer	1977	14	5	9	0	.357
Pete McCulley%	1978	9	1	8	0	.111
Fred O'Connor%	1978	7	1	6	0	.143
Bill Walsh	1979-88	166*	102	63	1	.618
<b>George Seifert</b>	<b>1989-92</b>	<b>71*</b>	<b>57</b>	<b>14</b>	<b>0</b>	<b>.803</b>
<b>Total</b>	<b>1946-92</b>	<b>685*</b>	<b>378</b>	<b>292</b>	<b>15</b>	<b>.563</b>

\* Includes postseason play (29 games with 5 coaches 18-11...Seifert 5-2, Walsh 10-4, Nolan 2-3, Albert 0-1, and Shaw 1-1).

+ Hickey coached the first three games of 1963/Christiansen the final 11.

% McCulley coached the first nine games of 1978/O'Connor the final seven.

### Best Record in the '90s (regular season)

1. SAN FRANCISCO .....	38	10	0	.792
2. Buffalo .....	37	11	0	.771
3. Washington .....	33	15	0	.688
4. Miami.....	31	17	0	.646
Dallas .....	31	17	0	.646
Kansas City.....	31	17	0	.646
New Orleans.....	31	17	0	.646
Philadelphia.....	31	17	0	.646

# 1993 COACHES AND STAFF

## Jerry Attaway—PHYSICAL DEVELOPMENT

Jerry Attaway, in his 11th season as coordinator for physical development, supervises the team's weight/exercise training and the dietary/nutritional needs of each player.

Attaway came to the 49ers following five years in a similar capacity at Southern California (1978-82).

During his first three years at Southern Cal, he was the assistant offensive line coach, as well as coordinator for physical development.

A product of UC-Davis and Sacramento State, Jerry transferred to Sacramento State after an injury ended his UC-Davis football career.

Collegiately, he served as an assistant coach at UC-Davis (1970-71), the College of Idaho (1972-74), and Utah State (1975-77), prior to his USC coaching stint.

After earning a degree in physical education and biology from Sacramento State in 1972, Attaway received his master's of education with an emphasis in guidance and counseling from the College of Idaho in '74. He often conducts health workshops that focus on weight loss and appearance.

Born in Susanville, CA (1-3-46), Jerry and his wife, Cheryl, live in San Jose, CA.



**Attaway's coaching background:** 1970-71 (UC-Davis), 1972-74 (College of Idaho), 1975-77 (Utah State), 1978-82 (Southern California), 1983-93 (49ers).

## Dwaine Board—DEFENSIVE LINE ASSISTANT

One of the 49ers' all-time sack leaders, Dwaine Board is in his fourth season as a defensive line assistant—his second year in a full-time capacity.

Board works primarily with the team's nickel defense and the "elephant" spot, a combination lineman-linebacker, the position he played during his 10 seasons with San Francisco.

A member of three world championship 49ers' teams, he recorded 61 career sacks from 1979-88 (plus eight in postseason). His four tackles, two sacks, and constant pressure in Super Bowl XIX, earned him Defensive Player-of-the-Game honors in San Francisco's 38-16 win over Miami.

A graduate of Rocky Mount (VA) High, Board was a three-time All-America selection at North Carolina A&T and a fifth-round draft choice of the Steelers in 1979.

Following his release by Pittsburgh, Dwaine signed with the 49ers and registered a team-leading seven sacks as a rookie in '79. He retired following the '88 campaign after joining the Saints at mid-season.

Born in Rocky Mount, VA (11-29-56), "Pee Wee" and his wife, Lynne, have two daughters: Camille (6-11-89) and Allie (1-21-91). They live in Redwood City, CA.



**Board's coaching background:** 1990-93 (49ers).

## Neal Dahlen—ADMINISTRATOR/FINANCIAL LIAISON



Neal Dahlen, who enters his 15th year with the 49ers, is in his second season as coaching administrator and financial liaison.

Dahlen works directly with coach George Seifert on player personnel and management matters, monitors financial affairs relating to player personnel, and acts as the coaching staff liaison with the administrative staff.

Additionally, Dahlen is responsible for acquiring free agent players, negotiating player contracts, and developing game plan scouting reports for the defensive coaching staff.

Well groomed for this position with his 30 years of football coaching and administrative experience, Dahlen has been associated with the 49ers since joining the club as a part-time assistant to the coaching staff in 1979.

In '84, he took on full-time duties as director of research and development, and served as the team's coordinator of football operations prior to his current position.

A physical education major at San Jose State, Dahlen graduated in 1963 and earned his master's in '64.

Born in Spokane, WA (4-13-40), Neal and his wife, Nancy, live in San Carlos, CA. They have four grown children (Laurie, Sherri, Christy and Tim).

## Jeff Fisher—DEFENSIVE BACKS



Jeff Fisher begins his second season as the 49ers' defensive backs coach.

A native Southern Californian, Jeff was an All-America DB at Taft High in Woodland Hills, CA. He attended USC, was All-Academic Pac-10 as a senior, and played alongside future all-pros Ronnie Lott, Dennis Smith, and Joey Browner.

A seventh-round draft choice by Chicago (177th overall) in '81, he played four seasons with the Bears (1981-84) and still holds records for most punt returns in two categories—Game: 8 at Detroit, 12-16-84; and season: 58, 1984, and most punt return yards (season-509, 1981).

As an injured reserve member of the 1985 world championship team (Super Bowl XX), Fisher gained valuable experience assisting the Bears' defensive staff while he sat out the year with an ankle injury.

Jeff moved to Philadelphia with Buddy Ryan in 1986 as defensive backs coach (1986-88) and defensive coordinator (1989-90), prior to joining the Rams in '91 as defensive coordinator.

Under Fisher's guidance, the Eagles' defense ranked first in the NFL in interceptions (30, '89), first in sacks (62, '89), first against the rush (169, '90), and second in sacks (46, '90).

Born in Culver City, CA (2-25-58), Jeff earned his bachelor's degree in public administration from USC in '80. He and his wife, Juli, have three children: sons Brandon (6-19-87), Trenton (6-19-92) and a daughter Tara (1-27-89). The family lives in Danville, CA.

**Fisher's coaching background:** 1986-90 (Philadelphia Eagles), 1991 (Los Angeles Rams), 1992-93 (49ers).

## Carl Jackson—RUNNING BACKS

Carl Jackson begins his second season as running backs coach after taking over for Ray Sherman, who began directing the 49ers' wide receivers in '92.

Jackson came to San Francisco from Iowa where he was offensive coordinator (1989-91) and running backs coach (1979-91).

The '91 Hawkeyes averaged 407 yards a game (3rd in the Big-10), compiled a 10-1-1 record and tied Brigham Young in the Holiday Bowl (Iowa's 10th postseason game in Jackson's 13 seasons). In '90, Iowa led the Big-10 in total offense (429.6) and scoring (35.6) on its way to an 8-4 record and a trip to the Rose Bowl.

After a 14-year career (1963-76) in the Texas prep ranks, Jackson joined North Texas State as running backs coach (1976-78). He moved to Iowa (1979-91), coaching the running backs and kickers before being appointed offensive coordinator in 1989.

During his tenure at Iowa, Carl worked with Reggie Roby, Ronnie Harmon, Kevin Harmon, Rick Bayless, and Nick Bell, among others.

An Academic All-America, he was a two-time all-conference quarterback at Prairie View A&M. He majored in physical education, earning his bachelor's degree in '63 and his master's in 1975.

Born in Bay City, TX (8-16-40), Carl and his wife, Doris, have two grown children (Carl Jr. and Cheryl) and live in San Jose, CA.



**Jackson's coaching background:** 1963-76 (high school), 1976-78 (North Texas State), 1979-91 (Iowa), 1992-93 (49ers).

## Steve Little—PHYSICAL DEVELOPMENT ASSISTANT

Steve Little, considered one of the top collegiate strength and conditioning coaches in the nation, joins the staff of the San Francisco 49ers as a physical development assistant in 1993.

A native of Peoria, IL, Little will serve as an assistant to the 49ers Coordinator for Physical Development Jerry Attaway.

Little played football from 1981-84 at Iowa State, then spent parts of three seasons with the Pittsburgh Steelers, Detroit Lions, and Atlanta Falcons. After a brief stint at Bradley University as its strength coach, he joined the Purdue staff as assistant strength coach. Following two seasons in West Lafayette (1988-89), Little was hired by Temple University as the head strength and conditioning coach. He later returned to Purdue in March of 1991, assuming the top duties there.

He and his wife, Carla, have two daughters: Kristin (6-10-90) and Kelsey (1-24-92). The family lives in the South Bay.



**Little's coaching background:** 1987 (Bradley), 1988-89 & 1991-92 (Purdue), 1990 (Temple), 1993 (49ers).

## Alan Lowry—SPECIAL TEAMS



Alan Lowry, who has 12 years of NFL experience, begins his second season as San Francisco's special teams coach. Alan came to the 49ers with a wealth of coaching experience on both the collegiate and professional levels.

After graduating from Texas as both an All-SWC defensive back and quarterback, he served as an assistant coach at Virginia Tech (1974).

The following season he moved to Wyoming (1975), before serving in the Dallas Cowboys' scouting department in '76.

He returned to Texas in 1977 for five seasons as defensive backfield coach (1977-81), tutoring such former NFL standouts as Johnnie Johnson (Rams) and Ricky Churchman (49ers).

Lowry's NFL coaching experience began at Dallas in '82 as special teams coach (1982-87) and receivers coach (1988-90). In 1991 he was the Buccaneers' special teams and tight ends coach.

Born in Erving, TX (11-21-50), Alan and his wife, Donna, have two daughters: Marta (8-22-83) and Lindsay (4-3-88). They live in Danville, CA.

**Lowry's coaching background:** 1974 (Virginia Tech), 1975 (Wyoming), 1976 (NFL scout/Dallas Cowboys), 1977-81 (Texas), 1982-90 (Dallas Cowboys), 1991 (Tampa Bay Buccaneers), 1992-93 (49ers).

## John Marshall—DEFENSIVE LINE



John Marshall, who has coached professional football for 14 years, is in his fifth season with the 49ers as defensive line coach.

Marshall's NFL coaching career began in Green Bay, coaching special teams (1980) and linebackers (1981-82). He moved to Atlanta as defensive coordinator (1983-85) and to the Colts as defensive line coach (1986-88), prior to joining the 49ers.

An 11-year veteran of the collegiate ranks, Marshall entered coaching after an injury cut short his Washington State playing career. His first coaching position came at Hancock J.C. (1967).

He assisted 49ers' Head Coach George Seifert, who was the head freshman coach at Oregon (1968), then took over the post when Seifert moved up to coach the Ducks' defensive backs (1969-71).

Marshall also coached the offensive line at Oregon (1972-76) and the linebackers at Southern California (1977-79). During his USC tenure, the Trojans won two Rose Bowls, an Astro-Bluebonnet Bowl, and a national championship ('78).

Born in Arroyo Grande, CA (10-2-45), John earned his physical education degree from Oregon ('69). He and his wife, Becky, have two daughters: Sara (2-13-74) and Meg (8-13-75), and live in Pleasanton, CA.

**Marshall's coaching background:** 1969 (Hancock J.C.), 1970-76 (Oregon), 1977-79 (Southern California), 1980-82 (Green Bay Packers), 1983-85 (Atlanta Falcons), 1986-88 (Indianapolis Colts), 1989-93 (49ers).

## Bobb McKittrick—OFFENSIVE LINE

As Bobb McKittrick enters his 23rd season in the NFL, 15th with San Francisco as offensive line coach, he guides a talented and experienced group in 1993.

McKittrick has been coaching professional football since '71 when he was an assistant with the Rams (1971-72).

He took a sabbatical from football in 1973 to do graduate work at Oregon State before rejoining the NFL at San Diego (1974-78).

Bobb began his coaching career in 1961 as an assistant at Oregon State (1961-64) after three years as an officer in the U.S. Marine Corps (1958-61). He also coached collegiately at UCLA (1965-70).

McKittrick has been associated with eight bowl games during his football playing and coaching career: four Super Bowls (XVI, XIX, XXIII, and XXIV) with San Francisco, three Rose Bowls (1957 as an Oregon State player, '65 as a Beaver coach, and 1966 as a UCLA coach), and the '62 Liberty Bowl as an Oregon State coach.

Born in Baker, OR (12-29-35), Bobb is an Oregon State graduate with a bachelor's degree in agriculture (1958) and a master's of education ('78). He and his wife, Teckla, have two grown sons (Ladd and Mike) and live in San Mateo, CA.



**McKittrick's coaching background:** 1961-64 (Oregon State), 1965-70 (UCLA), 1971-72 (Los Angeles Rams), 1974-78 (San Diego Chargers), 1979-93 (49ers).

## Bill McPherson—DEFENSIVE COORDINATOR

One of the most respected teachers in the game, Bill McPherson is in his 16th year of coaching in the NFL.

In his fifth season as defensive coordinator, Bill has served as linebackers coach, defensive line coach, and coordinator during his tenure with the 49ers.

A defensive tackle at Santa Clara in the early '50s, McPherson began coaching in 1956 at his high school alma mater, San Jose's Bellarmine Prep (1956-62), following U.S. Army service in Korea.

He later was the defensive coordinator and defensive line coach at Santa Clara for 12 years (1963-74) before moving to UCLA as defensive line coach (1975-77).

At UCLA, Bill worked with Dick Vermeil, for whom he later served as linebackers' coach with the Philadelphia Eagles (1978) for one year, before joining the 49ers (1979-92).

"Mac" was inducted into Santa Clara's Athletic Hall-of-Fame as a player and coach (1984) and was appointed to the University's Board of Fellows in 1989. He holds a business degree from Santa Clara ('54) and a teacher's certification (secondary degree) from San Jose State ('58).

Born in Santa Clara, CA (10-24-31), Bill and his wife, Elsie, have five grown children: Michael, Claire, Joanne, Marianne and Patrick. They live in San Jose, CA.



**McPherson's coaching background:** 1956-62 (high school), 1963-74 (Santa Clara), 1975-77 (UCLA), 1978 (Philadelphia Eagles), 1979-93 (49ers).

## Brian Pariani—OFFENSIVE COACHES ASSISTANT



Brian Pariani, who is in his fourth season with the 49ers, begins his third year as the team's offensive coaches assistant.

Pariani works directly with the offensive coaches and quarterbacks, assisting in daily practices and helping with upcoming game plans. Before assuming his current position, he served as a scouting assistant in 1990.

After earning his political science degree from UCLA in 1989, Pariani served as a grad assistant helping with the Bruins' offense during the '89 season.

Born in San Francisco, CA (7-2-65), Pariani attended Marin Catholic (CA) High, where he participated in football, baseball, and basketball. He is single and resides in San Jose, CA.

**Pariani's coaching background:** 1991-93 (49ers).

## Mike Shanahan—OFFENSIVE COORDINATOR/QUARTERBACKS



Mike Shanahan, who orchestrated the NFL's No. 1 offense in 1992, is in his second season as San Francisco's offensive coordinator and quarterbacks coach.

Mike, who began his coaching career at Oklahoma (1975-76), also coached collegiately at Northern Arizona ('77), Eastern Illinois (1978), Minnesota ('79), and Florida (1980-83). He began his NFL experience at Denver as the wide receivers coach ('84) and offensive coordinator (1985-87).

In 1988, Shanahan was named head coach of the L.A. Raiders and improved them from five wins in '87 to 7-9 in his inaugural season. After starting 1-3 in '89, however, he was relieved of his duties.

Mike re-joined the Broncos (Week 7 - Oct. 16, 1989) as quarterbacks coach (1989-90), before being promoted to offensive coordinator in 1991.

A physical education major at Eastern Illinois, he earned his bachelor's degree in 1974 and his master's in '75.

Born in Oak Park, IL (8-24-52), Shanahan grew up in Franklin Park, IL. He and his wife, Peggy, have two children: Kyle (12-14-79) and Krystal (2-28-82).

**Shanahan's coaching background:** 1975-76 (Oklahoma), 1977 (Northern Arizona), 1978 (Eastern Illinois), 1979 (Minnesota), 1980-83 (Florida), 1984-87 & 1989-91 (Denver Broncos), 1988-89 (Los Angeles Raiders - head coach), 1992-93 (49ers).

## 49ERS' ASSISTANTS NOW HEAD COACHES

A number of former 49ers' assistant coaches are head coaches in the NFL, including current San Francisco headman George Seifert, who was a 49ers' defensive assistant (1980-88). Others include: N.Y. Jets' Bruce Coslet (1980), Minnesota's Dennis Green (1979 & 1986-'88), Green Bay's Mike Holmgren (1986-'91) and Tampa Bay's Sam Wyche (1979-'82).

## Ray Sherman—WIDE RECEIVERS

Ray Sherman, who is in his third year with the 49ers, begins his second season as wide receivers coach after spending his initial season (1991) as the team's running backs coach.

He was the assistant head coach/offense with the Atlanta Falcons in '90, prior to joining the Niners staff.

A standout wide receiver at Oakland High and Laney J.C. (where he was a JuCo All-America in 1970 and '71), Sherman transferred to Fresno State prior to finishing his degree at San Jose State.

Ray began his coaching career with the Spartans in '74, while working towards his SJSU bachelor's degree in education (1975) and served as a graduate assistant at Cal in '75.

Sherman's first full-time coaching assignment came at Michigan State (1976-77), and prior to entering the NFL coaching ranks, he also coached at Wake Forest (1978-80), California (1981), Purdue (1982-85), and Georgia (1986-87).

His NFL experience began at Houston in 1988 as running backs coach. In '89, Ray switched to receivers coach with the Oilers and moved to Atlanta for the 1990 season.

Born in Berkeley, CA (11-27-51), Ray and his wife, Yvette, have two children: Ray II (8-29-88) and Erica (7-20-91). They live in Dublin, CA.



**Sherman's coaching background:** 1974 (San Jose State), 1975 & 1981 (California), 1976-77 (Michigan State), 1978-80 (Wake Forest), 1982-85 (Purdue), 1986-87 (Georgia), 1988-89 (Houston Oilers), 1990 (Atlanta Falcons), 1991-93 (49ers).

## Mike Solari—TIGHT ENDS/ASSISTANT OFFENSIVE LINE

Mike Solari, who joined the 49ers' staff in 1992, begins his second season as the club's tight end/assistant offensive line coach.

After graduating from San Diego State in '76, the 38-year-old Solari spent two years coaching high school and junior college before accepting a position at U.S. International University in 1979.

In '80, Solari moved to Boise State and helped guide the Broncos to the NCAA Division 1-AA national championship. After assistant duties at Cincinnati (1981-82) and Kansas (1983-85), he served as the offensive coordinator at Pitt in 1986.

Solari's NFL experience began at Dallas in 1987 as assistant offensive line coach and added the duties of special teams coach during his tenure there. He spent '89 as offensive line coach for the Phoenix Cardinals, prior to joining Alabama's staff in 1990.

Born in Daly City, CA (1-16-55), Mike and his wife, Patti, have three children: daughters Tamara (2-11-85) and Stephanie (4-8-87) and son Michael (8-2-88). They live in Pleasanton, CA.



**Solari's coaching background:** 1977 (high school), 1978 (Mira Costa J.C.), 1979 (U.S. International), 1980 (Boise State), 1981-82 (Cincinnati), 1983-85 (Kansas), 1986 (Pittsburgh), 1987-88 (Dallas Cowboys), 1989 (Phoenix Cardinals), 1990-91. (Alabama), 1992-93 (49ers).

## Eric Wright—DEFENSIVE BACKS ASSISTANT



Eric Wright, who served as a part-time defensive assistant in 1991, is in his second season as a full-time defensive backs assistant.

A native of East St. Louis, IL, Wright prepped at Assumption High there. A three-year starter at Missouri, he was named All-America as a junior and honorable mention All-America as a senior.

One of only five players to take part in all four 49ers' Super Bowl championships, Eric was a second round draft pick in 1981. He was named to the Pro Bowl following the '84 season.

His best year, however, may have been 1983, when he had a career-high 80 tackles, led the team in interception return yards (164), and recorded seven interceptions (including two for TDs).

His finest hour in '83 came when he recorded four solo tackles and picked off three passes for 78 yards and two scores in leading the 49ers to a 48-17 victory at Minnesota (9-8-83).

He finished his 10-year NFL career No. 9 in Niners' history with 18 interceptions (256 yards, 14.2 average, and two TDs).

Born in East St. Louis, IL (4-18-59), Eric lives in San Jose, CA. He has two children: daughter Erika (5-5-85) and son Aven (1-20-87).

**Wright's coaching background:** 1991-93 (49ers).

## Bob Zeman—LINEBACKERS



Bob Zeman is in his 25th grid campaign (including five collegiate seasons) and fifth as San Francisco's linebackers coach. He has 19 years of NFL coaching experience with four different clubs.

After scouting for the Kansas City Chiefs in 1988, Zeman returned to San Francisco in 1989. He was one of the 49ers' regional scouts in 1987.

Captain of Wisconsin's 1959 Big Ten champions, Bob began his coaching career with Northwestern (1968-69), moved back to Wisconsin for one year (1970), and entered the NFL ranks in 1971 with the Oakland Raiders, coaching defensive backs (1971-77).

He served as linebackers coach with Denver (1978-82) and defensive coordinator/linebackers coach at Buffalo (1983), before rejoining the Raiders in L.A. in '84 as linebackers coach (1984-86).

As an athlete, Bob played for San Diego (1960-61), the Broncos (1962-64), and the Chargers again (1965-66).

Born in Geneva, IL (2-22-37), Bob grew up in Wheaton, IL. He and his wife, Kathy, have four grown children: (Clarke, Eddie, Don, and Jennifer) and live in Boulder Creek, CA.

**Zeman's coaching background:** 1968-69 (Northwestern), 1970 (Wisconsin), 1971-77 & 1984-86 (Oakland/Los Angeles Raiders), 1978-82 (Denver Broncos), 1983 (Buffalo Bills), 1989-93 (49ers).

## Bronco Hinek—EQUIPMENT MANAGER

Bronco Hinek, in his 11th year with the club, enters his 10th season as the 49ers' equipment manager in 1993.

Bronco, whose last name is pronounced "Hen-ick", joined the Niners in '83 following 14 seasons with the San Diego Chargers. He spent one season (1983) as assistant equipment manager to Chico Norton before taking over in '84.

Hinek learned his trade while helping his father, Frank, at Marquette University and with the Oakland Raiders (1960-62).

He officially got into the profession as an equipment assistant for two summers with the Los Angeles Rams (1968-69), before joining the Chargers on a full-time basis. Bronco was the Chargers' chief clubhouse attendant for four seasons (1969-72), and served as their assistant equipment manager for 10 years (1973-82).

Born in Milwaukee, WI (6-16-51), the widowed Hinek married Trish Bernie (3-19-59—12-9-85) of Moraga, CA, in July, '83. He is single and lives in Belmont, CA.



## Ted Walsh—ASSISTANT EQUIPMENT MANAGER

Ted Walsh, in his 15th season with the team, enters his ninth year as the 49ers' full-time assistant equipment manager.

Walsh, an assistant 49ers' equipment staffer since 1979, has ties to Major League Baseball. He worked spring training with the Milwaukee Brewers (1982-86) as a clubhouse assistant prior to being hired full-time by the 49ers, and his cousin is Tom Candiotti, a pitcher with the Los Angeles Dodgers.

Ted designed and patented "Quick Cleat," a tool that is used by more than 300 colleges and professional teams to change cleats on football shoes.

Born in Concord, CA (2-8-63), Walsh attended Concord High and received his associate of arts degree from Diablo Valley JC in '85. He is single and lives in San Jose, CA.



## 49ers in the Hall of Fame

Since joining the National Football League in 1950, the 49ers have seen seven former players and one head coach enshrined into the Pro Football Hall of Fame.

In 1993, Bill Walsh, who guided the 49ers to three Super Bowl championships in 10 years, entered the Hall of Fame.

The following are San Francisco's inductees, their years of service with the Niners, and the year they were enshrined.

PLAYER	49ERS' YEARS	YEAR INDUCTED
Bob St. Clair	1953-64	1990
John Henry Johnson	1954-56	1987
Hugh McElhenny	1952-60	1970
Leo Nomellini	1950-63	1969
Joe Perry	1948-60, 63	1969
O.J. Simpson	1978-79	1985
Y.A. Tittle	1951-60	1971
<b>COACH</b>		
Bill Walsh	1979-88	1993

## Lindsay McLean—TRAINER



Lindsay McLean, an athletic trainer for 33 years, enters his 15th season with the 49ers in 1993.

The team's chief trainer since '82, Lindsay joined the 49ers as co-trainer in 1979, following 11 years as head trainer at Michigan (1968-78).

Besides working with Michigan's athletes (1961-62 and 1968-78), McLean also served as head trainer at UC-Santa Barbara (1963-64) and San Jose State (1965-67). He was named United States Collegiate Trainer-of-the-Year in '76.

A Vanderbilt graduate (1960), Lindsay received his certification in physical therapy from Herman Hospital in Houston, TX, in '61. He entered the training profession as an assistant at

Michigan prior to joining the UC-Santa Barbara staff.

McLean served as chairman of the National Athletic Trainers Association (NATA) Certification Committee for 10 years, was the U.S. Olympic Team trainer for the '76 Winter Games, and was inducted into the NATA's Hall of Fame in 1988. He currently is in his eighth year as a member of the grants and scholarship committee for the NATA. He recently was appointed chairman of the Distinguished Fellows Award Committee for the NATA.

Born in Nashville, TN (6-28-38), Lindsay is single and lives in Redwood City, CA.

## Ray Tufts—ASSISTANT TRAINER

Ray Tufts is in his 10th year with the 49ers, his seventh as a full-time staffer in 1993.

Prior to his promotion to assistant trainer ('91), Ray served as a summer camp assistant (1984-86) and a training staff assistant (1987-90).

A native of Anderson, CA, Tufts is a Cal State-Sacramento physical education graduate (1987), with an emphasis in sports medicine. He received his National Athletic Trainers Association (NATA) certification in '87 and is a member of the NATA District VIII Athletic Trainers' Association.

Tufts, who enjoys speaking to special interest groups during the offseason, is an avid motor sports enthusiast who follows NASCAR and Indy racing.

Born in Mountain View, CA (9-28-64), where he and his wife, Jennifer, live.



## Scottie Patton—TRAINING ASSISTANT



Scottie Patton enters his third season as a training staff assistant with the 49ers in 1993.

Patton earned both his National Athletic Trainers Association (NATA) certificate and his Appalachian State physical education/exercise science degree (with emphasis in sports medicine) in 1990. He transferred from South Carolina to San Jose State where he is currently working on his master's in biomechanics.

Prior to joining the 49ers, Patton worked as a graduate assistant athletic trainer at South Carolina (1990-91). He was a student trainer at Appalachian State (1986-90) and a summer camp assistant with the Niners in 1988 and '89.

Born August 10, 1968, in Gastonia, NC, he is single and lives in San Jose, CA.

## Allan Webb—DIRECTOR OF PRO PERSONNEL

In his 11th season as director of pro personnel, Allan Webb handles the 49ers' research of player movement within the professional football ranks and scouts upcoming opponents to assist game plan formulation.

Webb joined the Niners in 1983, following four years as the director of pro personnel with Cleveland (1979-82), and prior to that, he served on John McVay's coaching staff with the N.Y. Giants (1972-78). He went to the Giants as a scout and took over offensive backfield coaching duties two years later.

A defensive back with the Giants (1961-65), Webb was a Little All-America pick at Arnold College in Connecticut (1952) as both a running back and a defensive back. He had a try-out with the L.A. Rams in 1955 after two years of service in the Navy.

Allan has two grown children (Lisa and Marc) and resides with his wife, Fran, in Foster City, CA.



## Vinny Cerrato—DIRECTOR OF COLLEGE SCOUTING



Vinny Cerrato, in his third season with the 49ers, was named director of college scouting in 1992.

His promotion came after one season as the team's national scout. Prior to joining the 49ers, the 34-year-old Cerrato served as the football recruiting coordinator under Lou Holtz at Notre Dame (1986-90). During that period the Irish played in four bowl games and won a national championship ('88).

A 1982 graduate of Iowa State, he lettered at quarterback and wide receiver all four years and earned one track letter for the Cyclones.

Cerrato worked three years as a graduate assistant at Minnesota (1983-85) and was appointed recruiting coordinator for the Gophers in '85, before moving to Notre Dame (1986).

Born in Flushing, NY (1-4-60), Vinny grew up in Albert Lea, MN, where he ran track and was selected all-state in hockey and football. He lives in Palo Alto, CA.

## John Brunner—EAST AND MIDWEST REGION SCOUT

John Brunner, who joined the 49ers as an area scout in 1992, begins his second season with the club in '93.

He joins the 49ers after 12 years as an NFL assistant coach and scout: Detroit (running backs coach, 1980-82), Green Bay (running backs coach, '83), Tampa Bay (offensive moderator, 1984), New England (scout, 1985-86), and Minnesota (running backs coach, 1987-91).

John played college football at Maryland (1955-56) and East Stroudsburg State (1958-59). After earning his master's degree in physical education from East Stroudsburg (1960), he coached high school and college football for 20 years, holding positions at Middletown (NY) High (1960-66), Villanova (1967-69), Temple (1970-73 & 1977-79), and Princeton (1974-75).

Born in Perkesie, PA (9-6-37), Brunner and his wife, Pat, have seven children (former NFL quarterback Scott, Jack, Penny, Jan, Jeff, Todd, and Mark) and have homes in Wisconsin and Florida.



## Mike Faulkner—WEST REGION SCOUT



Mike Faulkner enters his second season as an area scout after joining the 49ers in 1992.

A two-way performer (quarterback and defensive back) at West Virginia Tech (1965-69), his coaching career began in the West Virginia prep ranks (1972-73).

Faulkner has 14 years of NFL experience with Washington (administrative assistant/scout, 1974-78), N.Y. Giants (special assistant, '80), N.Y. Jets (assistant coach/administrator, 1983-89), and Cleveland (defensive backs, 1990).

Additionally, he coached with Toronto (1979) and Montreal ('82) of the CFL and collegiately at Eastern Illinois (1981).

Born in Cameron, WV (3-27-47), Mike and his wife, Heather, live in Austin, TX.

## Jim Gruden—SOUTH REGION SCOUT

Jim Gruden, a veteran of 25 professional and collegiate football seasons, is in his seventh year with San Francisco.

Gruden came to the 49ers in 1987 following five seasons with Tampa Bay as director of player personnel (1984-86) and running backs coach (1982-83).

Born in Cleveland, OH, Jim joined the NFL ranks in '82, after 15 years of assistant collegiate coaching at Heidelberg (OH) College (1966-68), Dayton (1969-72), Indiana (1973-77), and Notre Dame (1978-80). While at Dayton, he was an assistant coach under John McVay (49ers' Vice President-Football Administration).

Gruden and his wife, Kathy, have three grown sons (Jim, Jay, who graduated in 1988 as Louisville's all-time leading passer, and John, a Green Bay assistant).



## Tommy Hart—SPECIAL ASSIGNMENTS SCOUT



After nine years as an assistant coach, Tommy Hart begins his second season as a national special assignments scout for the 49ers in 1993.

A Niners' defensive line assistant since '83, Hart's duties include general scouting with an emphasis on the defensive line.

Tommy, who attended Ballard Hudson High, earned all-conference honors three years and was named second team NAIA All-America as a senior at Morris Brown College.

During the 1993 offseason, Hart was inducted into the Georgia Sports Hall of Fame.

A 10th-round draft choice by the 49ers in 1968, Hart emerged as one of the team's top defensive linemen, registering a career-high 17 sacks in '72, and a team-record six sacks against the Rams in 1976, on his way to the '77 Pro Bowl. The all-pro defensive end played for San Francisco (1968-77), Chicago (1978-79), and New Orleans ('80).

Born in Macon, GA (11-11-44), Tommy and his wife, Cherrie Ann, have four daughters (Sebrina, Ywakita, Tanya, and Crystal) and live in Redwood City, CA, where they operate Tommy Hart's Sport Store.

## Oscar Lofton—EAST AND MIDEAST REGION SCOUT

Oscar Lofton, who joined the 49ers' scouting staff in 1992, begins his second season with the club.

His football background includes six years as a scout for the National Football Scouting Combine (1986-92) and coaching stints at Holy Cross (1963-66), Hammond (LA) High (1967-73), and Tulane (1973-79).

A three-sport athlete (football, basketball, and track) at Southeastern Louisiana, Lofton is a member of that school's Hall of Fame. He received his SLU master's degree in physical education in 1966 and served SLU as athletic director (1979) and head coach (1980-85). He played three seasons (1960-61 & '63) for the Boston Patriots, missing the 1962 campaign while in the U.S. Army.

Born in McCall Creek, MS (4-21-38), Oscar and his wife, Billie Jean, have three sons (Kelly, Andy, and Kyle) and live in Hammond, LA.



## Neil Schmidt—SOUTH REGION SCOUT



In his 20th and final year as an area scout, Neil Schmidt has become the senior member of the 49ers' scouting department.

A two-sport performer at Purdue (1948-50), Schmidt was a starting running back and defensive back in football and a starting guard in basketball.

Neil, who spent three years (1971-74) with BLESTO's NFL Scouting Combine prior to joining the Niners in 1975, earned his master's degree from Bowling Green in 1958 and coached football on the high school and college levels for 21 years, including 12 years at the University of Miami (FL) as offensive

coordinator.

Born in Reinfield, Russia (7-3-27), he moved to the United States when he was two years old. He and his wife, Rosemary, have two grown children (Diane and Randall) and make their home in Atlanta, GA.

## Bob Whitman—SOUTH REGION SCOUT

Bob Whitman, in his 11th season on the 49ers' scouting staff, gives San Francisco more than 36 years of scouting and coaching experience on the collegiate and professional levels.

A college quarterback at Tulane, Bob coached at St. Francisville (LA) High; was a junior college head coach and athletic director at Perkinston, MS; was an assistant at Tulane (1952-61); and coached at East Jefferson High in Metairie, LA (1961-67).

Prior to joining the 49ers, Bob spent 16 seasons with the New Orleans Saints as a scout (1968-70), chief scout (1971-73), and director of scouting/player personnel (1974-82).

Bob and his wife, Miriam, have eight children: Bob Jr., Judy, Mickey, Gerald, Wayne, Kenneth, Joan, and Laura, and live in Metairie, LA.



## Billy Wilson—WEST REGION SCOUT



One of San Francisco's all-time great players, Billy Wilson is in his 14th season as a regional scout with the organization.

The San Jose product played 10 seasons with the 49ers (1951-60), racking up 5,902 yards and 49 touchdowns. He led the NFL in pass receptions three times (1954, 1956-57) and was a six-time Pro Bowl selection (1955-60).

Billy has had two tours of duty as a coach with the Niners, tutoring the wide receivers in 1961-62 and 1964-67.

Wilson and his wife, Shirley, have four grown children (Wynn, Gregg, Holly, and Tracy) and live in San Jose, CA.

## ADMINISTRATIVE STAFF



**Laurie Albrecht**  
Director of  
Marketing/Promotions



**Lynn Carrozzi**  
Ticket Manager



**Murlan "Mo" Fowell**  
Director of  
Stadium Operations



**Melrene Frear**  
Controller



**Rodney Knox**  
Director of Public &  
Community Relations



**R. C. Owens**  
Executive Assistant/  
Alumni Coordinator

## SUPPORT STAFF



**Jim Abrams**  
Scouting Assistant



**Al Barba**  
Public Relations  
Assistant



**Dominic Corsell**  
Business Office



**Cheryl Forbis**  
Assistant Director of  
Stadium Operations

## SUPPORT STAFF



**Richard Genoff**  
Sports Turf Manager/  
Head Groundskeeper



**Ron Juanso**  
Publications  
Coordinator



**Anthony Lozano**  
Facilities  
Manager



**Darla Maeda**  
Public and Community  
Relations Assistant



**Dave Rahn**  
Assistant Director of  
Public Relations



**Rick Sandoval**  
Security  
Manager



**Maggie Valencia**  
Marketing/Promotions  
Assistant



**Robert Yanagi**  
Director of  
Video Operations

## OFFICE STAFF



**Donna Barnes**  
Ticket Office/  
Stadium Operations



**Vance Bigham**  
Security



**Gary Burcham**  
Maintenance Assistant/  
Stadium Operations



**Thu Cao**  
Business Office/  
Insurance



**Angela Christiansen**  
Pro Personnel



**Suzette Cox**  
Assistant Coaches



**Faye Donovan**  
Front Office



**Berit Einsiedl**  
Receptionist/  
Fan Mail

# OFFICE STAFF



**Sandy Fontana**  
Business  
Operations



**Jules Gitelman**  
Stadium  
Operations



**Aaron Gugliemelli**  
Security



**Pat Hatch**  
Business Office



**Nikki Hawkins**  
Business Office



**Hilary Heuermann**  
Football  
Administration



**Barbi Leach**  
College Scouting



**Carole Larson**  
Merchandising



**Nancy Lew**  
Business Office



**Carri Parham**  
Receptionist/  
Highlight Tapes



**Martha Robinson**  
Head Coach



**Raul Sandoval**  
Housekeeping



**Linda Saunders**  
Front Office



**Tony Silveira**  
Housekeeper



**Karen Spaur**  
Payroll



**Gail Tobriner**  
Ticket Office

## IMPORTANT NFL DATES IN 1993

July 31	Hall of Fame Game, Canton, OH L.A. Raiders vs. Green Bay
August 1	American Bowl, Barcelona, Spain Pittsburgh vs. San Francisco  American Bowl, Tokyo, Japan New Orleans vs. Philadelphia
August 6	Deadline to trade rights of drafted rookies
August 7	American Bowl, Berlin, Germany Buffalo vs. Minnesota
August 8	American Bowl, London, England Dallas vs. Detroit
August 24	Roster cutdown to 60 active players
August 30	Roster cutdown to 47 active players
August 31	Beginning at 12 Noon (ET), clubs may establish an inactive list of six additional players either by procedural recall or by signing free agents. Clubs may dress 45 players and a third quarterback for each regular and postseason game.  After 4 p.m. (ET) clubs may establish a practice squad of five players by signing free agents who do not have a season of free agency credit.
September 5	1993 Regular season opens
October 19	All trading ends at 4 p.m. (ET)
October 26-27	NFL Fall Meeting, Hyatt Regency O'Hare, Chicago, IL
November 9	Deadline for teams to sign draft picks/unrestricted free agents
December 4	Deadline for reinstatement of players in Reserve List categories of Retired and Did Not Report
January 3, 1994	Regular season ends
January 8-9	Wild Card Games
January 15-16	Divisional Playoff Games
January 23	Conference Championships
January 30	Super Bowl XVIII - Atlanta
February 7	Pro Bowl, Honolulu

# POSSIBLE MILESTONES IN 1993:

**HARRIS BARTON needs:**

- 11 games for 100
- 15 starts for 100

**STEVE BONO needs:**

- 302 passing yds. for 3,000

**MIKE COFER needs:**

- 26 pts. for 600

**DON GRIFFIN needs:**

- 5 starts for 100

**MARC LOGAN needs:**

- 220 rushing yds. for 1,000

**TOM RATHMAN needs:**

- 13 games for 100
- 178 rushing yds. for 2,000
- 16 receptions for 300

**JERRY RICE needs:**

- 727 receiving yds. for 11,000
- 40 receptions for 650

**JOHN TAYLOR needs:**

- 79 receptions for 300
- 260 receiving yds. for 4,000

**ODESSA TURNER needs:**

- 6 receptions for 100
- 585 receiving yds. for 2,000

**GARIN VERIS needs:**

- 12 games for 100
- 4 starts for 50

**MIKE WALTER needs:**

- 13 starts for 100

**JAMIE WILLIAMS needs:**

- 177 receiving yds. for 2,000

**STEVE YOUNG needs:**

- 494 passing attempts for 2,000
- 92 completions for 1,000
- 38 rushing attempts for 400
- 731 rushing yds. for 3,000

## POSSIBLE NFL RECORDS REACHABLE IN 1993

\* **Steve Young** has won the NFL passing title the last two seasons to tie the League mark. He can set a new League standard by leading all passers in 1993. He is currently tied with Cecil Isbell (G.B., 1941-42), Milt Plum (Cleveland, 1960-61), Ken Anderson (Cincinnati, 1974-75, 1981-82), and Roger Staubach (Dallas, 1978-79).

\* **Jerry Rice** has 39 games with 100 or more yards receiving and needs 12 games to break Don Maynard's NFL record of 50.

\* **Jerry Rice** has seven seasons with 1,000 yards receiving, and needs one more 1,000 yard receiving season to tie Steve Largent's NFL record of eight.

\* **Jerry Rice** is tied with Lance Alworth for the League mark with seven consecutive 1,000-yard receiving seasons. With 1,000 yards receiving in 1993, Jerry will set an NFL record.

\* **Jerry Rice** has five games with 100 or more yards receiving in the postseason, tying him with John Stallworth for the League mark. With one playoff game of 100 yards receiving, Rice can establish a new standard.

A black and white photograph of several football players on a field. The players are wearing dark jerseys with light-colored numbers and light-colored pants with dark stripes. The player in the center is wearing jersey number 59. To his left is a player with jersey number 25. To his right is a player with jersey number 9. In the background, there are other players and spectators. The word "PLAYERS" is printed in the upper right corner of the image.

PLAYERS



## Harris Barton • 79

**TACKLE**

**NORTH CAROLINA**

**7TH YEAR**

**HT: 6-4**

**WT: 280**

**BORN: 4-19-64**

**(D-1A IN '87)**

**PRO:** Combines strength, technique and quickness to thwart off opponent's top defensive linemen...Consummate professional who is always looking to improve performance.

**1992:** Earned overdue recognition following the '92 season as he was named to several all-pro teams...Started and played at right tackle until being replaced by Harry Boatwain in the fourth quarter at N.Y. Giants (9-6), at N.Y. Jets (9-20), and at Atlanta (11-9)...Started and was replaced by Boatwain at right tackle after suffering a left knee injury late in the second quarter vs. Miami (12-6)...Missed first game of his career (89 games) when he was inactive at Minnesota (12-13)...Also inactive vs. Tampa Bay (12-19) and vs. Detroit (12-28) due to same left knee injury...Played the entire game at right tackle Weeks 2, 4-8, 10-12...named 1st team all-pro.

**'92 POSTSEASON:** Started and played the entire game at right tackle vs. Washington in the NFC Divisional Playoff Game (1-9) and vs. Dallas in the NFC Championship Game (1-17).

**1991:** Played the entire game at right tackle Weeks 1-3, 5, 6, 8-16...Started and was replaced by Frank Pollack at right tackle late in the contest vs. L.A. Rams (9-22) and vs. Detroit (10-20)...*Sports Illustrated* all-pro.

**1990:** Switched to right guard in season opener at New Orleans (9-10), after playing center throughout camp, due to injuries and holdouts among the offensive linemen...*Football News* all-pro.

**1989:** Started Weeks 1-3 at right tackle...Started at right guard vs. L.A. Rams (10-1), but moved to right tackle to open the second half...Ligament damage in his right thumb (suffered vs. Green Bay, 11-19) required two surgeries: Nov. 21 and Dec. 5.

**CAREER:** Niners' No. 1A choice in '87 (RB Terrence Flagler was 1B)...Second lineman taken (behind John Clay, 15th - L.A. Raiders) and 22nd overall pick in the first round...His first NFL start came at L.A. Rams (11-1), replacing the injured Keith Fahnhorst (neck), and he kept his starting role for the rest of the season...All-rookie by UPI, *Pro Football Weekly*, and *Pro Football Writers of America* in 1987...Started 15 games at right tackle in 1988...Did not start vs. Detroit (10-2) due to a right ankle injury, but he played most of the contest.

**COLLEGE:** Atlantic Coast Conference's Outstanding Offensive Lineman, All-ACC, and Academic All-ACC in '86...Four-year player who began his sophomore season as the Tarheels' starting center, before moving to left tackle at mid-season for the remainder of his collegiate career...Named to various All-America teams, including the NCAA's All-America Scholar/Athlete Team...Added 15 pounds prior to the start of his final season...Started every game as a junior in '85 and received Academic All-ACC honors...Played in the Japan Bowl.

**PERSONAL:** Born Harris Scott Barton in Atlanta, GA, and was county MVP his senior season at Dunwoody High...Also participated in basketball and wrestling...Volunteer speaker at Bay Area colleges and Jewish groups during the offseason...Single, lives in Palo Alto, CA.

**BARTON'S NFL HONORS:** All-Rookie - 1987; All-Pro - 1992; *Sports Illustrated* All-Pro - 1991, 1992

**BARTON'S PRO STATS: REGULAR SEASON GAMES/STARTS - 1987 (12/9), 1988 (16/15), 1989 (16/16), 1990 (16/16), 1991 (16/16), 1992 (13/13), CAREER (89/85); POSTSEASON GAMES/STARTS - 1987 (1/1), 1988 (3/3), 1989 (3/3), 1990 (2/2), 1992 (2/2), CAREER (11/11); TACKLES - 1988 (1), 1989 (1), 1990 (1), 1991 (1), CAREER (4).**

## Harry Boatswain • 65

**TACKLE**  
HT: 6-4

**NEW HAVEN**  
WT: 295 BORN: 6-26-69

**3RD YEAR**  
(D-5B IN '91)



**PRO:** Improving lineman, who saw extensive playing time in '92...Filled in admirably when pressed into starting assignment due to injuries along the front wall...Intelligent player who is still learning the finer aspects of pro football.

**1992:** Replaced Harris Barton at right tackle in the fourth quarter at N.Y. Giants (9-6), at N.Y. Jets (9-20), and at Atlanta (11-9)...Relieved Steve Wallace at left tackle in the fourth quarter vs. Atlanta (10-18)...Replaced Barton (L knee) at right tackle late in the second quarter vs. Miami (12-6)...Relieved starter Ralph Tamm (L knee) at right tackle in the second quarter at Minnesota (12-13)...Made first NFL start at right tackle vs. Tampa Bay (12-19)...Started for the second consecutive week at right tackle vs. Detroit (12-28)...Appeared on special teams throughout the year.

**'92 POSTSEASON:** Appeared on special teams vs. Washington in the NFC Divisional Playoff Game (1-9) and vs. Dallas in the NFC Championship Game (1-17).

**1991:** On injured reserve all season...Placed on I.R. Aug. 27, due to back and knee injuries suffered in the final preseason game at Seattle (8-23)...Subbed at right tackle in all five preseason games.

**CAREER:** Selected in the fifth round (138th overall) of the '91 draft...First New Haven player ever taken by the Niners.

**COLLEGE:** All-New England in 1989 and '90, and All-ECAC as a senior in '90...Volunteered to substitute on the defensive line during the final game of his collegiate career...A freshman defensive lineman, he switched to the offensive line during spring drills...Graduated with his class, earning degrees in business administration and marketing.

**PERSONAL:** Born Harry Kwane Boatswain in Brooklyn, NY, where he was a two-time all-city selection at James Madison High...Oldest of two children...Single, he lives in Brooklyn during the offseason and calls Santa Clara his home during the season.

**BOATSWAIN'S PRO STATS:** REGULAR SEASON GAMES/STARTS, CAREER - 1991 (0/0), 1992 (16/2), CAREER (16/2); POSTSEASON GAMES/STARTS - 1992 (2/0).

## Brian Bollinger • 71

**GUARD**  
HT: 6-5

**NORTH CAROLINA**  
WT: 285 BORN: 11-21-68

**2ND YEAR**  
(D-3 IN '92)



**PRO:** Talented lineman who saw limited action in '92 rookie season...Displays quickness and mobility needed to be an effective pulling guard in the 49ers' system.

**1992:** Replaced Roy Foster at right guard in the fourth quarter at N.Y. Giants (9-6), at N.Y. Jets (9-20), vs. Atlanta (10-18) and at Atlanta (11-9)...Appeared on special teams throughout the year...Named to the *College and Pro Football Newsweekly* All-Rookie team.

**'92 POSTSEASON:** Appeared on special teams vs. Washington in the NFC Divisional Playoff Game (1-9) and vs. Dallas in the NFC Championship Game (1-17).

**CAREER:** Selected in the third round (76th overall) of the '92 draft...First player chosen from North Carolina by the 49ers since linebacker Antonio Goss (12th/319th overall - 1989)...First Tarheel offensive lineman picked by the Niners since Harris Barton (1A/22nd overall - 1987).

**COLLEGE:** All-Atlantic Coast Conference and third team All-America selection...Topped all UNC starters with an 81 percent grade for blocking consistency...Honorable mention All-America and second team All-ACC choice as a junior, his first year as an offensive guard...Began his sophomore season as the starting tight end, but was moved to offensive tackle during the season due to injuries...Had the only score of his collegiate career on a two-yard run vs. Virginia (10-14-89)...Saw special teams duties as a second-year (redshirt) freshman in '88...Communications major.

**PERSONAL:** Born Brian Reid Bollinger in Melbourne, FL, where he lettered as a tight end/defensive end at Melbourne High...Did not begin playing football until his junior year...Helped his team win two division titles...Named the team's Most Improved Player as a senior while twice being named conference Offensive Player-of-the-Week.

**BOLLINGER'S PRO STATS:** REGULAR SEASON GAMES/STARTS - 1992 (16/0); POSTSEASON GAMES/STARTS - 1992 (2/0).



## Steve Bono • 13

**QUARTERBACK**

**UCLA**

**9TH YEAR**

**HT: 6-4**

**WT: 215**

**BORN: 5-11-62**

**(FA IN '89)**

**PRO:** Knowledge and ability to run 49ers' offense adds sound depth and gives security to the team's quarterback position...Has shown the ability to lead the Niners to victory...Invaluable member of team.

**1992:** Relieved Steve Young, who had suffered a concussion in the first quarter, and threw a pair of touchdown passes to Tom Rathman at N.Y. Giants (9-6)...Replaced Young at the start of the fourth quarter at N.Y. Jets (9-20)...Supplanted Young at quarterback late in the third quarter vs. Atlanta (10-18)...Relieved Young (flu) beginning with the third series of the game and played the remainder of the contest at Phoenix (11-1)...Replaced Young in the fourth quarter at Atlanta (11-9)...Replaced Young midway through the fourth quarter vs. Miami (12-6)...Held on field goals and PATs throughout the year.

**'92 POSTSEASON:** Held on field goals and PATs vs. Washington in the NFC Divisional Playoff Game (1-9) and vs. Dallas in the NFC Championship Game (1-17).

**1991:** Dressed, but did not play, Weeks 1-3, 5, 6 & 8...Replaced Steve Young for the game's final series vs. L.A. Rams (9-22), but didn't attempt any passes...Replaced Young and played the entire fourth quarter, completing all three of his passes for 35 yards vs. Detroit (10-20)...Replaced the injured Young (L knee) at the start of the second half and completed nine of 16 passes for 111 yards and a TD at Atlanta (11-3)...Made his first non-strike NFL start at New Orleans (11-10) and completed 15 of 32 passes for 131 yards...Established then career highs for passing attempts (35), completions (20) and yardage (187) vs. Phoenix (11-17)...Had a then career-high 306 yards passing at L.A. Rams (11-25)...Established career highs in pass attempts (41), completions (27), yards (347), and TDs (3), while leading the team to a come-from-behind victory vs. New Orleans (12-1)...Named NFC Offensive Player-of-the-Week for his performance against the Saints...Threw game-winning 15-yard TD pass to John Taylor with 1:08 remaining to lead a come-from-behind win at Seattle (12-8)...Also established a career-high for pass attempts (44) and tied a personal NFL-best with three TD passes against the Seahawks...Threw a career-high-tying three TD passes vs. Kansas City (12-14) before sustaining a left knee sprain in the third quarter and being replaced by Young...Inactive vs. Chicago (12-23) due to left knee injury.

**1990:** On inactive list, Weeks 1-2, 4-8, 12 and 14-15...Dressed, but did not play, Weeks 3, 9-11, 13 and 16.

**CAREER:** Selected by Minnesota in the sixth round of '85 (142nd overall)...His only action as

a rookie came at Philadelphia (12-1)...Released by the Vikings (10-4), re-signed (11-19), and released again (12-9)...Started all three strike replacement games for the Pittsburgh Steelers in '87...Threw for 164 yards, a TD, and rushed for another score in his first NFL start at Atlanta (10-4-87)...Signed by the 49ers as a free agent in '89...On inactive list, Weeks 1-3, 5 and 7...Dressed, but did not play, Weeks 4 and 6...Forced into his only action of the season in the second quarter of Week 8, at N.Y. Jets (10-29), for starter Steve Young (right knee)...Hit his first four passes, including a 45-yard TD to Jerry Rice.

**COLLEGE:** UCLA's seventh ranked quarterback at the conclusion of his career with 2,165 passing yards...Missed three games during his senior campaign with a torn right ankle ligament...Established then-school records with 400 yards in total offense and 399 yards passing (on 25 completions) in his first career start as a junior vs. Brigham Young (10-1-83 — Steve Young posted 324 yards of total offense in the same game)...Won four letters in football and one in baseball (catcher).

**PERSONAL:** Born Steven Christopher Bono in Norristown, PA...Earned All-America honors in football and baseball, and lettered in basketball at Norristown High...Participated in the 1993 AT&T Pebble Beach National Pro-Am...He and his wife, Tina, have a son (Christoph Biaggio - 10-6-92)...The family lives in Palo Alto, CA.

### BONO'S PRO STATISTICS

#### Passing

Year	G/S	Att.	Comp.	Yds.	Pct.	Int.	Long	TD	NFL Rating
(Minnesota)									
1985	1/0	10	1	5	.100	0	5	0	39.6
1986	1/0	1	1	3	1.000	0	3	0	79.2
(Pittsburgh)									
1987	3/3	74	34	438	.459	2	57	5	76.3
1988	2/0	35	10	110	.286	2	15	1	25.9
(San Francisco)									
1989	1/0	5	4	62	.800	0	45t	1	157.9
1990	0/0			— Did Not Play —					
1991	9/6	237	141	1617	.595	4	78	11	88.5
1992	15/0	56	36	463	.643	2	36	2	87.1
<b>Career</b>	<b>32/9</b>	<b>418</b>	<b>227</b>	<b>2698</b>	<b>.543</b>	<b>10</b>	<b>78</b>	<b>20</b>	<b>80.2</b>

### BONO'S 1991 GAME-BY-GAME PASSING

Date	Opponent	Att.	Comp.	Yds.	Sacks	TD	Long	Int.
9-2	at N.Y. Giants			— Did Not Play —				
9-8	vs. San Diego			— Did Not Play —				
9-15	at Minnesota			— Did Not Play —				
9-22	vs. L.A. Rams	0	0	0	0/0	0	0	0
9-29	at L.A. Raiders			— Did Not Play —				
10-13	vs. Atlanta			— Did Not Play —				
10-20	vs. Detroit	3	3	35	0/0	0	19	0
10-27	at Philadelphia			— Did Not Play —				
11-3	at Atlanta	16	9	111	1/1	1	30t	1
11-10*	at New Orleans	32	15	131	3/29	0	22	0
11-17	vs. Phoenix	35	20	187	3/18	0	23	0
11-25	at L.A. Rams	33	18	306	0/0	1	78	1
12-1	vs. New Orleans	41	27	347	1/4	3	52	0
12-8	at Seattle	44	25	280	2/19	3	41	2
12-14	vs. Kansas City	33	24	220	1/10	3	24	0
12-23	vs. Chicago			— Did Not Play —				

\* First 49ers' start

**BONO'S 1992 GAME-BY-GAME PASSING**

Date	Opponent	Att.	Comp.	Yds.	Sacks	TD	Long	Ints.
9-6	at N.Y. Giants	22	15	187	0/0	2	36	0
9-13	vs. Buffalo	0	0	0	0/0	0	0	0
9-20	at N.Y. Jets	5	3	41	0/0	0	20	1
9-27	at New Orleans	0	0	0	0/0	0	0	0
10-4	vs. L.A. Rams	0	0	0	0/0	0	0	0
10-11	at New England	0	0	0	0/0	0	0	0
10-18	vs. Atlanta	3	0	0	0/0	0	0	0
11-1	at Phoenix	24	17	222	2/14	0	25	1
11-9	at Atlanta	1	1	13	0/0	0	13	0
11-15	vs. New Orleans	0	0	0	0/0	0	0	0
11-22	at L.A. Rams	0	0	0	0/0	0	0	0
11-29	vs. Philadelphia	0	0	0	0/0	0	0	0
12-6	vs. Miami	1	0	0	0/0	0	0	0
12-13	at Minnesota	0	0	0	0/0	0	0	0
12-19	vs. Tampa Bay	0	0	0	0/0	0	0	0
12-28	vs. Detroit	0	0	0	0/0	0	0	0

**BONO'S PERSONAL NFL BESTS**

**PASSES ATTEMPTED** - 44 (vs. New Orleans - 12-1-91)

**COMPLETIONS** - 27 (vs. New Orleans - 12-1-91)

**PASSING YARDS** - 347 (vs. New Orleans - 12-1-91)

**TD PASSES** - 3 (several times)

**LONG PASS** - 78 (at L.A. Rams - 11-25-91)

**INTERCEPTIONS** - 2 (twice: vs. Cleveland - 10-2-88 & at Seattle - 12-8-91)

**RUSHES** - 4 (twice: vs. Indianapolis - 10-18-87 & at Seattle - 12-8-91)

**RUSHING YARDS** - 22 (at L.A. Rams - 10-11-87)

**LONG RUSH** - 23 (at L.A. Rams - 10-11-87)

**300+ YARDAGE GAMES** - (2) - 306 (at L.A. Rams - 11-25-91), 347 (vs. New Orleans - 12-1-91)

**BONO'S MULTIPLE TD PASSING GAMES**

Date	Opponent	TD Passes	Distances
10-11-87	at L.A. Rams	2	22,10
10-18-87	vs. Indianapolis	2	3,20
12-1-91	vs. New Orleans	3	19,11,47
12-8-91	at Seattle	3	3,9,15
12-14-91	vs. Kansas City	3	1,9,20
9-6-92	at N.Y. Giants	2	15,4

**SETTING THE PACE**

Since 1981, San Francisco has posted the NFL's best record six times. The following is a list of those seasons and team results:

Year	Record	Postseason Finish
1981	13-3	16-3 & won Super Bowl XVI
1984	15-1	18-1 & won Super Bowl XIX
1987	13-2	Finished 13-3
1989	14-2	17-2 & won Super Bowl XXIV
1990	14-2	15-3 in NFC Championship
1992	14-2	15-3 in NFC Championship

# Dennis Brown • 96

DEFENSIVE END      WASHINGTON      4TH YEAR  
 HT: 6-4      WT: 290      BORN: 11-6-67      (D-2A IN '90)



**PRO:** Strength and quickness is a major part of his game...Has become an integral part of the 49ers' rotation of defensive linemen... Could assume a starting role in '93.

**1992:** Started at right end (first of two consecutive starts) and posted five tackles, including a sack for nine yards at N.Y. Giants (9-6)...Registered a pair of tackles vs. Buffalo (9-13)...Credited with three stops and batted down a pass at the line of scrimmage at N.Y. Jets (9-20)...Posted two tackles at New Orleans (9-27)...Had first career interception and blocked a PAT at New England (10-11)...Also shared a sack (with Tim Harris) for 5.5 yards against the Patriots...Recorded three stops at Phoenix (11-1)...Had a sack for eight yards at Atlanta (11-9)...Credited with three tackles vs. Tampa Bay (12-19)...Started at right end in place of Kevin Fagan (R elbow) and posted five tackles, including a sack for nine yards vs. Detroit (12-28).

**'92 POSTSEASON:** Recorded three tackles, including one sack for four yards, and batted down a pass at the line of scrimmage vs. Washington in the NFC Divisional Playoff Game (1-9)... Totaled four tackles, including one sack for five yards, and forced a fumble vs. Dallas in the NFC Championship Game (1-17).

**1991:** Credited with one tackle and knocked down a pass at the line of scrimmage at N.Y. Giants (9-2)...Made his first NFL start (first of two consecutive starts) at left defensive end in place of injured Pierce Holt (R knee), and posted five tackles and knocked down a pass vs. L.A. Rams (9-22)...Made first of three consecutive starts at Philadelphia (10-27), and recorded two tackles, including a sack for three yards...Had a season-high six tackles at Atlanta (11-3), and one tackle and a pass defended at New Orleans (11-10)...Credited with a forced fumble at L.A. Rams (11-25) and had five tackles at Seattle (12-8).

**1990:** Made his first NFL sack vs. Cleveland (10-28)...Recorded sacks in each of the next three games (at Green Bay - 11-4, at Dallas - 11-11, and vs. Tampa Bay - 11-18)...Credited with a sack vs. N.Y. Giants (12-3) and at L.A. Rams (12-17).

**CAREER:** Selected in the second round (47th overall) of the '90 draft on a choice acquired from Minnesota via Dallas in a '90 trade.

**COLLEGE:** Two-time Outland Trophy nominee who played in the East-West Shrine Game... All-Pac-10 and second team All-America as a junior in '88...Starter for most of his freshman year in '86.

**PERSONAL:** Born Dennis Trammel Brown in Los Angeles, CA...Played football and participated in track (shot put) at Long Beach (CA) Jordan High...All-city selection in football in each of his three seasons...Second of three children...Father is a Southern Baptist minister in Los Angeles...He and his wife, Danielle, have a daughter (Darienue Kathleen - 7-27-92) and live in Cupertino, CA.

## BROWN'S PRO STATISTICS

Year	G/S	Tot.	Tackles		Sacks No./Yds.	Interceptions No./Yds.	Fumbles Rec./Yds.
			Solo	Ast.			
1990	15/0	9	8	1	6/50	0/0	0/0
1991	16/4	38	26	12	3/14	0/0	0/0
1992	15/2	36	27	9	3.5/31.5	1/0	0/0
<b>CAREER</b>	<b>46/6</b>	<b>83</b>	<b>61</b>	<b>22</b>	<b>12.5/95.5</b>	<b>1/0</b>	<b>0/0</b>
<b>Playoffs</b>							
1990	2/0	2	2	0	0/0	0/0	0/0
1992	2/0	8	5	3	2/9	0/0	0/0
Total	4/0	10	7	3	2/9	0/0	0/0

**OTHER STATS:** FORCED FUMBLES - 1990 (1), 1991 (2), CAREER (3); PASSES DEFENSED - 1991 (5), 1992 (2), CAREER (7)

BROWN'S PERSONAL NFL BESTS

**TOTAL TACKLES** - 6 (at Atlanta - 11-3-91)  
**SOLO** - 5 (twice: at Atlanta - 11-3-91 & at N.Y. Giants - 9-6-92)  
**ASSISTS** - 4 (at Seattle - 12-8-91)  
**SACKS** - 1 (several times)  
**YARDS** - 13 (vs. Tampa Bay - 11-18-90)  
**INTERCEPTIONS** - 1 (at New England - 10-11-92)  
**PASSES DEFENSED** - 1 (several times)  
**FORCED FUMBLES** - 1 (several times)  
**BLOCKED EXTRA POINTS** - 1 (at New England - 10-11-92)



## Dexter Carter • 35

**RUNNING BACK**      **FLORIDA STATE**      **4TH YEAR**  
**HT: 5-9**      **WT: 170**      **BORN: 9-15-67**      **(D-1 IN '90)**

**PRO:** Suffered through an injury-plagued '92 season, appearing in just three contests...Multi-purpose back who has big-play capabilities...Exciting kick returner.

**1992:** Missed entire preseason due to a cracked bone in his right shoulder sustained in training camp July 25...Placed on Injured Reserve Sept. 1...Activated from I.R. Nov. 21...Ran back two kickoffs 55 yards, including a long of 32, at L.A. Rams (11-22)...Had a career-long 43-yard touchdown reception vs. Philadelphia (11-29)...Carried four times for nine yards vs. Miami (12-6) before injuring his left knee...Had arthroscopic surgery Dec. 8, and was placed on I.R. Dec. 10.

**1991:** Established a career high for kickoff return yardage (839)...His three kickoff returns vs. San Diego (9-8) included a then-career-long 52-yarder...Had 167 kickoff return yards on a **TEAM RECORD**-tying seven returns vs. Atlanta (10-13)...Had a season-high 14 rushes for 38 yards and a three-yard TD run at L.A. Rams (11-25)...His finest day as a pro came vs. New Orleans (12-1) as he returned a kickoff 98 yards for a TD (one of three kick returns for 134 yards) and caught an 11-yard scoring pass (one of four catches for 45 yards) en route to the first multiple-TD game of his NFL career...His long rush of the season was a 53-yard scoring effort vs. Kansas City (12-14) as he finished with 81 yards on 11 carries.

**1990: TEAM LEADER** with 460 rushing yards...**NFL LEADER** among rookie running backs in all-purpose yardage with 1,460 yards (460 rushing, 217 receiving, 783 return yards)...His first NFL start came at Atlanta (10-14)...Had personal-NFL-best game at L.A. Rams (12-17), when he rushed for a career-high 124 yards on 13 carries, including a team-long and personal-best 74-yard TD run.

**CAREER:** A first round pick in '90 (25th overall)...Sixth running back taken behind Blair Thomas (2nd—N.Y. Jets), Emmitt Smith (17th—Dallas), Darrell Thompson (19th—Green Bay), Steve Broussard (20th—Atlanta) and Rodney Hampton (24th—N.Y. Giants)...First running back taken in the first round by the 49ers since Earl Cooper in 1980 (Roger Craig was the team's initial pick in '83 as a second round choice).

**COLLEGE:** Came on strong in '89 (senior season) while assuming full-time duties at tailback...**TEAM LEADER** with 684 rushing yards and 5.2 average per carry...Selected honorable mention All-America...Back-up to Sammie Smith (Dolphins' No. 1 selection in '89) as a junior...Seminoles' No. 2 rusher as a sophomore in '87 (679 yards)...Played as a true freshman in '86.

**PERSONAL:** Born Dexter Anthony Carter in Baxley, GA, where he attended Appling County High...Football MVP during his senior season...Also participated in baseball and track...Qualified for the state finals in the 100 (10.6) and 200 (23.5) meters in both his junior and senior seasons...His 23-foot long jump ranked him among the top five in the state as a senior...On the wrestling team as a sophomore...Third of five children...He and his wife, Sheryl, live during the season in Sunnyvale, CA, and spend their offseason in Fort Lauderdale, FL.

### CARTER'S PRO STATISTICS

Year	G/S	Rushing					Receiving				
		Att.	Yds.	Avg.	Long	TD	No.	Yds.	Avg.	Long	TD
1990	16/5	114	460	4.0	74t	1	25	217	8.7	26	0
1991	16/15	85	379	4.5	53t	2	23	253	11.0	26	1
1992	3/0	4	9	2.3	6	0	1	43	43.0	43t	1
<b>Career</b>	<b>35/20</b>	<b>203</b>	<b>848</b>	<b>4.2</b>	<b>74t</b>	<b>3</b>	<b>49</b>	<b>513</b>	<b>10.5</b>	<b>43t</b>	<b>2</b>
Playoffs											
1990	2/0	0	0	0.0	0	0	0	0	0.0	0	0
1992		— Injured Reserve —					— Injured Reserved —				
<b>Total</b>	<b>2/0</b>	<b>0</b>	<b>0</b>	<b>0.0</b>	<b>0</b>	<b>0</b>	<b>0</b>	<b>0</b>	<b>0.0</b>	<b>0</b>	<b>0</b>

### Kickoff Returns

Year	No.	Yds.	Avg.	Long	TD
1990	41	783	19.1	35	0
1991	37	839	22.7	98t	1
1992	2	55	27.5	32	0
<b>Career</b>	<b>80</b>	<b>1677</b>	<b>21.0</b>	<b>98t</b>	<b>1</b>
Playoffs					
1990	4	93	23.3	28	0
1992		— Injured Reserve —			
<b>Total</b>	<b>4</b>	<b>93</b>	<b>23.3</b>	<b>28</b>	<b>0</b>

### CARTER'S PERSONAL NFL BESTS

**RUSHES** - 17 (twice: vs. Pittsburgh - 10-21-90 & vs. Cleveland - 10-28-90)  
**RUSHING YARDS** - 124 (at L.A. Rams - 12-17-90)  
**LONG RUSH** - 74t (at L.A. Rams - 12-17-90)  
**TD RUSHES** - 1 (twice: at L.A. Rams - 11-25-91 & vs. Kansas City - 12-14-91)  
**RECEPTIONS** - 7 (vs. Pittsburgh - 10-21-90)  
**RECEIVING YARDS** - 57 (vs. Pittsburgh - 10-21-90)  
**LONG RECEPTION** - 26 (at Green Bay - 11-4-90)  
**TD RECEPTIONS** - 1 (vs. New Orleans - 12-1-91)  
**KICKOFF RETURNS** - 7 (vs. Atlanta - 10-13-91)  
**KICKOFF RETURN YARDS** - 167 (vs. Atlanta - 10-13-91)  
**LONG KICKOFF RETURN** - 98t (vs. New Orleans - 12-1-91)  
**KICKOFFS RETURNED FOR TD** - 1 (vs. New Orleans - 12-1-91)  
**TACKLES** - 1 (at Green Bay - 11-4-90)  
**100+ YARDAGE GAMES** - (1) 124 (at L.A. Rams - 11-25-90)

### CARTER'S MULTIPLE TD GAMES

Date	Opponent	TDs	Distances
12-1-91	vs. New Orleans	1 KOR, 1 P	98, 11

## SPANNING THE GLOBE

In 1993, San Francisco embarks on an NFL record fifth overseas game. The 49ers play Pittsburgh Aug. 1 in Barcelona, Spain, in American Bowl '93. The following are results from previous American Bowls.

Date	Opponent	Site	Result
7-31-88	Miami	London, England	Dolphins, 27-21
8-6-89	L.A. Rams	Tokyo, Japan	Rams, 16-13 (OT)
8-3-91	Chicago	Berlin, Germany	49ers, 21-7
8-16-92	Washington	London, England	49ers, 17-15



## Michael Carter • 95

**NOSE TACKLE    SOUTHERN METHODIST    10TH YEAR**  
**HT: 6-2    WT: 285    BORN: 10-29-60    (D-5B IN '84)**

**PRO:** Consistent professional with yeoman-like work ethic... Continues to be a major force clogging the middle of the defensive line.

**1992:** Registered a pair of tackles at N.Y. Giants (9-6) and had two stops, including a sack for five yards, vs. Buffalo (9-13)...Posted one tackle and knocked down a pass at the line of scrimmage at N.Y. Jets (9-20)...Posted three tackles at New England (10-11)...Made two tackles at Atlanta (11-9) before leaving game in first quarter with a left knee injury...Inactive next three weeks due to a left knee injury sustained at Atlanta (11-9)...Dressed, but did not play vs. Miami (12-6) due to continued problems with his left knee...Made first start in four weeks at Minnesota (12-13)...Posted three solo tackles vs. Tampa Bay (12-19).

**'92 POSTSEASON:** Contributed two tackles vs. Washington in the NFC Divisional Playoff Game (1-9)...Posted three stops vs. Dallas in the NFC Championship Game (1-17).

**1991:** Registered four tackles at N.Y. Giants (9-2), at Minnesota (9-15), and vs. L.A. Rams (9-22)...Was not credited with any tackles vs. Detroit (10-20), as his play was limited due to run-and-shoot offense...Registered a season-high four tackles at Atlanta (11-3) and tied that total at New Orleans (11-10)...Credited with three tackles vs. New Orleans (12-1)...Dressed, but did not play, at Seattle (12-8) due to left knee injury...Had three tackles vs. Kansas City (12-14).

**1990:** Play limited during the initial month of the campaign while he recovered from offseason foot surgery...Made his first start of the year at Houston (10-7)...Had a season-high three tackles vs. Cleveland (10-28) and at Green Bay (11-4)...Established a 49ers' postseason record with a 61-yard interception return for a TD vs. Washington in the NFC Divisional Playoff Game (1-12-91).

**1989:** Had an impressive season prior to severely spraining his right foot in the third quarter vs. N.Y. Jets (10-29)...Inactive, Weeks 9-12...Placed on Injured Reserve (right foot) Dec. 2...Activated from I.R. Jan. 13...Subbed vs. L.A. Rams (1-14-90) in the NFC Championship Game and started against Denver in Super Bowl XXIV (1-28-90).

**CAREER:** Drafted 5B in '84 (Jeff Fuller was picked 5A)...Came to camp four weeks late due to his participation in the '84 Summer Olympics (silver medalist in shot put)...Had six tackles, including two sacks, in the '84 NFC Championship Game vs. Chicago (1-6-85)...Did not start the first three games of '85 and was placed on Injured Reserve Weeks 4-7 due to a right hamstring injury, but came back with five sacks during the second half of the season...49ers won seven of those final nine games with him in the starting lineup...Consensus all-pro in '87 and selected as an NFC starter for the 1988 Pro Bowl...Selected by his teammates as co-winner (with Roger Craig) of the '88 Len Eshmont Award.

**COLLEGE:** Recorded 238 tackles during career as a four-year starter...All-Southwest Conference and UPI All-America in '83...Most Valuable Defensive Player in the 1980 Holiday Bowl...SMU roommate was running back Eric Dickerson...Four-year track & field All-America, and the only four-time NCAA indoor shot put champion in history...Won the NCAA outdoor crown three times (1981-83)...Placed second in '84, despite throwing a lifetime best 71-4 3/4...Also competed in the discus event at SMU and placed second with a throw of 203-3 in the '81 NCAA outdoor finals...Received his degree in sociology, graduating with his class in '84.

**PERSONAL:** Born Michael D'Andrea Carter in Dallas, TX...Competed in football and track & field at Dallas Thomas Jefferson High...Holds the U.S. national high school shot put record (81-3 1/2) and the second best prep discus throw ever (177-4)...Holds the Texas high school discus record (204-8)...He and a pair of former SMU teammates purchased a computer system for the track team at their alma mater...Married his high school sweetheart (former Sandra Porter)...They have three children: two daughters (Michelle Denee - 10-12-85 and D'Andra Mashaun - 6-17-87), and a son (Michael D'Andrea Jr. - 4-12-90)...The couple owns a home in Ovilla, TX, near Dallas.

### CARTER'S PRO STATISTICS

Year	G/S	Tot.	Tackles		Sacks	Interceptions		Fum. Rec.
			Solo	Ast.	No./Yds.	No./Yds.		
1984	16/0	18	13	5	3.5/29	0/0	0	
1985	12/9	47	35	12	7/53	0/0	0	
1986	15/13	46	33	13	2/18	0/0	0	
1987	12/12	55	28	27	1/11	0/0	0	
1988	16/16	71	43	28	6.5/37	1/0	0	
1989	8/8	32	25	7	0/0	0/0	0	
1990	15/13	27	19	8	1/7	0/0	0	
1991	15/15	46	31	15	0/0	0/0	0	
1992	12/12	20	13	7	1/5	0/0	1	
<b>Career</b>	<b>121/98</b>	<b>362</b>	<b>240</b>	<b>122</b>	<b>22/160</b>	<b>1/0</b>	<b>1</b>	
Playoffs								
1984	3/0	7	5	2	2/8	0/0	0	
1985	1/1	3	3	0	0/0	0/0	0	
1986	1/1	7	5	2	0/0	0/0	0	
1987	1/1	6	3	3	0/0	0/0	0	
1988	3/3	7	4	3	1/3	0/0	0	
1989	2/0	1	1	0	0/0	0/0	0	
1990	2/2	4	4	0	0/0	1/61t	0	
1992	2/2	5	4	1	0/0	0/0	0	
Total	15/10	40	29	11	3/11	1/61t	0	
Pro Bowl								
1986	1/0	1	1	0	0/0	0/0	0	
1988	1/1	0	0	0	0/0	0/0	0	
1989	1/0	1	0	1	0/0	0/0	0	
Total	3/1	2	1	1	0/0	0/0	0	

**OTHER STATS: PASSES DEFENSED** - 1984 (1), 1985 (2), 1986 (2), 1987 (3), 1988 (9), 1989 (3), 1990 (1), **CAREER (21)**;  
**POSTSEASON PASSES DEFENSED** - 1988 (1), 1990 (2), **CAREER (3)**; **FUMBLE RECOVERIES** - 1992 (1).

**CARTER'S NFL HONORS:** Pro Bowl - 1986, 1988-89; All-NFC - 1987; All-Pro - 1987; Len Eshmont Award - 1988.

### CARTER'S PERSONAL NFL BESTS

**TOTAL TACKLES** - 8 (twice: vs. Dallas - 12-22-85 & vs. Indianapolis - 10-5-86)  
**SOLO** - 7 (twice: vs. L.A. Rams - 12-9-85 & vs. Indianapolis - 10-5-86)  
**ASSISTS** - 6 (vs. Chicago - 12-14-87)  
**SACKS** - 2 (several times)  
**YARDS** - 19 (at New Orleans - 9-4-88)  
**INTERCEPTIONS** - 1 (twice: at New Orleans - 9-4-88 & vs. Washington - 1-12-91)  
**INTERCEPTION RETURN YARDS** - 61 (vs. Washington - 1-12-91)  
**LONG INTERCEPTION RETURN** - 61t (vs. Washington - 1-12-91)  
**PASSES DEFENSED** - 2 (twice: at Tampa Bay - 11-22-87 & vs. L.A. Rams - 12-18-88)  
**FORCED FUMBLES** - 1 (several times)  
**BLOCKED PAT** - 1 (vs. Seattle - 11-25-85)

## 1992 TOP FIVE NFL PASSERS

Player	Att.	Comp.	Pct.	Yds.	TD	Int.	Rating
<b>STEVE YOUNG (S.F.)</b>	<b>402</b>	<b>268</b>	<b>66.7</b>	<b>3465</b>	<b>25</b>	<b>7</b>	<b>107.0</b>
Chris Miller (Atl.)	253	152	60.1	1739	15	6	90.7
Troy Aikman (Dal.)	473	302	63.8	3445	23	14	89.5
Warren Moon (Hou.)	346	224	64.7	2521	18	12	89.3
R. Cunningham (Phi.)	384	233	60.7	2775	19	11	87.3



## Mike Cofer • 6

PLACEKICKER      NORTH CAROLINA STATE      6TH YEAR  
HT: 6-1      WT: 160      BORN: 2-19-64      (FA IN '88)

**PRO:** Veteran performer who has the ability to make the pressure kick...Has scored more than 100 points four different seasons in his career, becoming the only player in 49er history to accomplish that feat...Works extremely hard to improve performance.

**1992: TEAM LEADER** in scoring with 107 points...Scored seven points in each of the first three games...Made 100th career field goal at New Orleans (9-27)...Kicked game-winning 21-yard field goal with :01 remaining vs. L.A. Rams (10-4)...Established **TEAM NFL RECORDS** for most PATs attempted (8) and PATs converted (8) vs. Atlanta (10-18)...Injured right shoulder after making a tackle following the game's final kickoff against the Saints...Had arthroscopic surgery on right shoulder Nov. 17...Converted both field goal attempts and was perfect on three PATs the following week at L.A. Rams (11-22)...Converted two field goals, including a season-long 46-yarder, at Minnesota (12-13)...Surpassed 100 points (101) for the fourth time in his career with three PATs vs. Tampa Bay (12-19).

**'92 POSTSEASON:** Perfect on a pair of field goal tries and converted two PATs vs. Washington in the NFC Divisional Playoff Game (1-9)...Made two of three field goal attempts and converted a pair of extra points vs. Dallas in the NFC Championship Game (1-17).

**1991: TEAM LEADER** in scoring with 91 points...Had a season-high five PATs, but missed his only field goal opportunity vs. Detroit (10-20)...Had a season-long 50-yard field goal at Philadelphia (10-27)...Made a season-tying long 50-yard field goal at Seattle (12-8)...Converted his only FGA and tied a then career high and **TEAM RECORD** with seven extra points vs. Chicago (12-23).

**1990: TEAM LEADER** with 111 points...Hit a game-winning 38-yard field goal with :12 remaining at New Orleans (9-10)...Kicked a **TEAM RECORD** and career-best 56-yard field goal at Atlanta (10-4) and a game-winning 45-yard field goal with :05 remaining vs. Cleveland (10-28)...Kicked a game-winning 23-yard field goal in overtime at Cincinnati (12-9), after converting another 23-yard field goal with :57 remaining to force the overtime...Became the first player in 49ers' history to score 100-or-more points in three consecutive seasons (121 - 1989, 136 - 1989, 111 - 1990) with a field goal and an extra point vs. New Orleans (12-23).

**1989: NFL LEADER** with 136 points and established the **TEAM RECORD** for most field goals made in a season (29)...Established another **TEAM RECORD** by converting 17 consecutive field goal attempts, including his first three vs. L.A. Rams (10-1), prior to his first miss of the season on a 42-yard attempt in that game...Had a personal-best 14 points on 4-4 field goals and 2-2 PATs vs. Chicago (12-24)...Established **SUPER BOWL RECORDS** with seven PATs in eight attempts against Denver in Super Bowl XXIV (1-28-90).

**CAREER:** Signed a free agent contract with Cleveland in 1987...Made his lone attempt of the '87 preseason (19 yards) before being released by the Browns and signed by the Saints...Appeared in two strike replacement games for New Orleans in '87, converting five of seven PATs and his only field goal attempt (27 yards)...Waived by the Saints in October...Signed by the 49ers as a free agent in April 1988 and was the **NFC LEADER** with 121 points...Set a single-season **TEAM RECORD** for most field goals attempted (38) and a then **TEAM RECORD** for most field goals made (27).

**COLLEGE:** Holds the Wolfpack career records for kick scoring (247), field goals (50), and PATs (97)...Set single-season records in '84 with 18 field goals and 78 total points...Fifth-year senior in '86, following red-shirt '85 season due to leg injury suffered in season opener...Led ACC as a junior in '84 with 23 field goal attempts...Earned degrees in business management and political science.

**PERSONAL:** Born James Michael Cofer in Columbia, SC...Attended Charlotte (SC) Country Day High, where he played soccer prior to switching to football...Also lettered in baseball...Has devoted his last two offseasons racing his stock car throughout Northern California...Single, splits time between the Bay area and Charlotte, NC, during the offseason.

#### COFER'S PRO STATISTICS

Year	G	PATs	FGM	PCT.	Long	Points
(New Orleans)						
1987	2	5-7	1-1	1.000	27	8
(San Francisco)						
1988	16	40-41	27-38	.710	52	121
1989	16	49-51	29-36	.805	47	136
1990	16	39-39	24-36	.666	58	111
1991	16	49-50	14-28	.500	50	91
1992	16	53-54	18-27	.666	46	107
<b>Career</b>	<b>82</b>	<b>235-242</b>	<b>113-166</b>	<b>.680</b>	<b>56</b>	<b>574</b>
Playoffs						
1988	3	10-11	2-5	.400	41	16
1989	3	15-17	3-6	.500	36	24
1990	2	5-5	2-2	1.000	47	11
1992	2	4-4	4-5	.800	42	16
Total	10	34-37	11-18	.611	47	67

#### COFER'S 1992 GAME-BY-GAME

Date	Opponent	PATs	FGs	Distance	Points
9-6	at N.Y. Giants	4-4	1-2	48x,36	7
9-13	vs. Buffalo	4-4	1-3	33x,24,47x	7
9-20	at N.Y. Jets	4-4	1-2	36x,45	7
9-27	at New Orleans	1-1	3-3	40,26,42	10
10-4	vs. L.A. Rams	3-3	2-2	26,21	9
10-11	at New England	3-3	1-2	51x,36	6
10-18	vs. Atlanta	8-8*	0-0	————	8
11-1	at Phoenix	2-2	0-0	————	2
11-9	at Atlanta	5-5	2-2	40,32	11
11-15	vs. New Orleans	3-3	0-1	32x	3
11-22	at L.A. Rams	3-3	2-2	34,40	9
11-29	vs. Philadelphia	2-2	2-3	22,28x,28	8
12-6	vs. Miami	3-4	0-1	44x	3
12-13	at Minnesota	2-2	2-2	46,26	8
12-19	vs. Tampa Bay	3-3	0-0	————	3
12-28	vs. Detroit	3-3	1-2	40x,37	6

x — denotes missed field goal

\* Team Record

#### COFER'S 1992 POSTSEASON GAME-BY-GAME

Date	Opponent	PATs	FGs	Distance	Points
1-9	vs. Washington	2-2	2-2	23,33	8
1-17	vs. Dallas	2-2	2-3	47x,28,42	8

x — denotes missed field goal

**OTHER STATS:** TACKLES - 1988 (1), 1989 (3), 1990 (3), 1992 (1), CAREER (8); POSTSEASON TACKLES - 1989 (1)

### COFER'S FIELD GOAL ACCURACY

Year	1-19	20-29	30-39	40-49	50+	Total/Pct.
(New Orleans)						
1987	0-0	1-1	0-0	0-0	0-0	1-1/1.000
(San Francisco)						
1988	1-1	9-10	9-11	7-11	1-5	27-38/711
1989	3-3	8-8	8-9	10-15	0-1	29-36/806
1990	0-0	10-10	7-9	5-11	2-6	24-36/667
1991	0-0	5-5	3-10	4-10	2-3	14-28/500
1992	0-0	7-8	5-8	6-10	0-1	18-27/666
<b>Career</b>	<b>4-4</b>	<b>40-42</b>	<b>32-47</b>	<b>32-57</b>	<b>5-16</b>	<b>113-166/681</b>
Playoffs						
(San Francisco)						
1988	0-1	0-0	1-1	1-2	0-1	2-5/400
1989	0-0	2-2	1-4	0-0	0-0	3-6/500
1990	0-0	0-0	1-1	1-1	0-0	2-2/1.000
1992	0-0	2-2	1-1	1-2	0-0	4-5/800
Total	0-1	4-4	4-7	3-5	0-1	11-18/611

### COFER'S PERSONAL NFL BESTS

**FGA** - 5 (twice: vs. L.A. Rams - 10-2-89 & at New Orleans - 9-10-90)  
**LONG FGA** - 63 (at L.A. Rams - 12-17-90)  
**FGM** - 4 (several times)  
**LONG FGM** - 56 (at Atlanta - 10-14-90)  
**CONSECUTIVE FGM** - 17 (regular season)  
**PATs ATTEMPTED** - 8 (twice: vs. Denver - Super Bowl XXIV - 1-28-90 & vs. Atlanta - 10-18-92)  
**PATs MADE** - 8 (vs. Atlanta - 10-18-92)  
**CONSECUTIVE PATs MADE** - 45 (regular season)  
**POINTS** - 14 (twice: vs. Chicago - 12-24-89 & vs. Washington - 9-16-90)  
**CAREER DOUBLE-DIGIT SCORING GAMES** - 18  
**TOTAL TACKLES** - 1 (several times)  
**SOLO** - 1 (several times)

## FORTY NINERS' NFL RECORD ROAD WINNING STREAK (Regular Season — 18 Games)

Date	Opponent	Score	Date	Opponent	Score
11-27-88	@San Diego	48-10	12-11-89	@L.A. Rams	30-27
12-4-88	@Atlanta	13-3	9-10-90	@New Orleans	13-12
9-10-89	@Indianapolis	30-24	10-7-90	@Houston	24-21
9-17-89	@Tampa Bay	20-16	10-14-90	@Atlanta	45-35
9-24-89	@Philadelphia	38-28	11-4-90	@Green Bay	24-20
10-8-89	@New Orleans	24-20	11-11-90	@Dallas	24-6
10-15-89	@Dallas	31-14	11-9-90	@Cincinnati (OT)	20-17
10-29-89	@N.Y. Jets	23-10	12-17-90	@L.A. Rams	26-10
12-3-89	@Atlanta	23-10	12-30-90	@Minnesota	20-17

## DIVISION DOMINANCE

For the second time in club history, the San Francisco 49ers swept all six games with their NFC West Division rivals (Atlanta, L.A. Rams, New Orleans) in 1992. The 49ers first accomplished the feat in 1984.

# Eric Davis • 25

**CORNERBACK**      **JACKSONVILLE STATE**      **4TH YEAR**  
**HT: 5-11**      **WT: 178**      **BORN: 1-26-88**      **(D-2B IN '90)**



**PRO:** Recovered from career-threatening shoulder injury in 1991 to become full-time starter in '92...Tough, strong-willed competitor...A real student of the game.

**1992:** Contributed three tackles, two passes defended, including one in the end zone, and recovered a fumble at N.Y. Giants (9-6)...Posted a then career-high six tackles vs. Buffalo (9-13)...Established a career-high with 10 tackles at N.Y. Jets (9-20)...Made the game-clinching interception in the end zone with :10 remaining at New Orleans (9-27)...Also had six tackles and recovered a fumble against the Saints...Posted four tackles and intercepted a pass that he returned a career-long 37 yards vs. Atlanta (10-18)...Credited with three tackles and an interception, which he returned 15 yards at Atlanta (11-9)...Contributed six tackles and a pass defended vs. Philadelphia (11-29)...Tallied three solo tackles vs. Miami (12-6)...Posted five tackles vs. Tampa Bay (12-19)...Won the 49ers' Ed Block Courage Award.

**'92 POSTSEASON: TEAM LEADER** with 12 total tackles...Credited with four tackles and two passes defended, including his first career postseason interception, vs. Washington in the NFC Divisional Playoff Game (1-9)...Posted a team-high eight tackles and had a pass defended vs. Dallas in the NFC Championship Game (1-17).

**1991:** Made his first NFL start at left cornerback and registered five tackles at N.Y. Giants (9-2)...Credited with five tackles before leaving contest with a left arm/shoulder contusion vs. San Diego (9-8)...Placed on Injured Reserve Sept. 11, and had surgery Sept. 12 to repair torn muscles in his left shoulder.

**CAREER:** Chosen by the Niners in the second round (53rd overall) of 1990, becoming the highest drafted player in Jacksonville State history...The previous JSU player selected was Keith McKeller (ninth round - 1987 - Buffalo)...Recorded a tackle and a TD-saving pass defended at the goal line in his first NFL game at New Orleans (9-10) in the '90 season opener...Had his first NFL interception on the final play of regulation to force overtime at Cincinnati (12-9).

**COLLEGE:** Played safety before moving to cornerback...All-Gulf South Conference and Division II All-America as a senior, when he had six interceptions and 12 passes defended...Established a career high with 53 total tackles in '88 and handled punt return duties as a sophomore in '87...Is 12 inches shy of his marketing degree with a minor in finance.

**PERSONAL:** Born Eric Wayne Davis in Anniston, AL, where he played quarterback and had a personal best 24'-9" long jump in track at Anniston High...Fourth of five children...Single, he makes his home in Fremont, CA.

## DAVIS' PRO STATISTICS

Year	G/S	Tot.	Tackles		Interceptions		Pass Def.	Fumbles Rec./Yds.
			Solo	Ast.	No./Yds.			
1990	16/0	21	20	1	1/13	5	1/34	
1991	2/2	10	9	1	0/0	0	0/0	
1992	16/16	61	58	3	3/52	11	2/0	
<b>CAREER</b>	<b>34/18</b>	<b>92</b>	<b>87</b>	<b>5</b>	<b>4/65</b>	<b>16</b>	<b>3/34</b>	
Playoffs								
1990	2/0	3	2	1	0/0	1	0/0	
1992	2/2	12	10	2	1/2	3	0/0	
Total	4/2	15	12	3	1/2	4	0/0	

OTHER STATS: FORCED FUMBLES - 1990 (2).

DAVIS' PERSONAL NFL BESTS

TOTAL TACKLES - 10 (at N.Y. Jets - 9-20-92)

SOLO - 10 (at N.Y. Jets - 9-20-92)

ASSISTS - 1 (several times)

INTERCEPTIONS - 1 (several times)

INTERCEPTION RETURN YARDS - 37 (vs. Atlanta - 10-18-92)

PASSES DEFENSED - 2 (several times)

FORCED FUMBLES - 1 (twice: at Cleveland - 10-28-90 & at L.A. Rams 12-17-90)

FUMBLE RECOVERIES - 1 (several times)

LONG FUMBLE RETURN - 34 (at L.A. Rams - 12-17-90)



## Derrick Deese • 63

GUARD  
HT: 6-3

SOUTHERN CALIFORNIA  
WT: 270 BORN: 5-17-70

2ND YEAR  
(FA IN '92)

**PRO:** Missed the entire '92 season due to an elbow injury...Will vie for a backup position along the offensive line in 1993.

**1992:** Missed entire season...Subbed at guard in preseason opener vs. Denver (8-3)... Injured left elbow during training camp and was placed on Injured Reserve Aug. 4.

**CAREER:** Signed as a free agent by the 49ers following the 1992 draft.

**COLLEGE:** Suffered through an injury-plagued senior season in 1991, coping with both tendonitis in his knee and a dislocated elbow...Earned honorable mention All-Pac-10 honors his junior year...Transferred to USC from El Camino JC in Torrance, CA...El Camino compiled a 19-2-1 record during his two seasons.

**PERSONAL:** Born Derrick Deese in Culver City, CA...Attended Culver City (CA) High where he participated in both football and track...Single, he lives in Sunnyvale, CA.



## Keith DeLong • 59

LINEBACKER  
HT: 6-2

TENNESSEE  
WT: 235 BORN: 8-14-67

5TH YEAR  
(D-1 IN '89)

**PRO:** Continuing to build a reputation as a solid run-stopping linebacker...Intense competitor...Looking to take his play to a higher level.

**1992:** Did not report to camp until Sept. 1 due to a contractual holdout...Granted a two-week roster exemption by the League, and exercised by the 49ers at N.Y. Giants (9-6)...Activated to roster Sept. 12...Had one tackle vs. Buffalo (9-13) in season debut...Made first start of the campaign and posted three solo tackles at N.Y. Jets (9-20)...Credited with three stops at New Orleans (9-27)...Had one tackle and a fourth-quarter interception that led to a 49ers' touchdown vs. L.A. Rams (10-4)...Posted three tackles and returned a fumble six yards at New England (10-11)...Contributed a season-high seven tackles at Phoenix (11-1)...Started and recorded one tackle until being forced to leave the game after suffering a left knee sprain in the first quarter vs. New Orleans (11-15)...Dressed, but did not play at L.A. Rams (11-22) due to that injury...Had five solo stops vs. Philadelphia (11-29)...Posted three tackles and forced a fumble vs. Miami (12-6)...Contributed three tackles at Minnesota (12-13) and registered five stops vs. Tampa Bay (12-19).

**'92 POSTSEASON:** Credited with two tackles vs. Washington in the NFC Divisional Playoff Game (1-9)...Started and registered four tackles before injuring left hamstring in the second quarter vs. Dallas in the NFC Championship Game (1-17).

**1991:** Had seven tackles and one pass defended at N.Y. Giants (9-2)...Registered four tackles, including a sack for two yards, and had two passes defended vs. L.A. Rams (9-22), while playing most of the game with a broken right thumb...Had five tackles and a pass defended at L.A. Raiders (9-29).

**1990:** Posted three solo tackles, including one for no gain in his first NFL start vs. Atlanta (9-23), when he replaced the injured Mike Walter (L finger)...Had six total tackles in a starting assignment vs. Pittsburgh (10-21)...Registered a team-leading (and then career-high) nine tackles vs. Tampa Bay (11-18)...Had the best game of his career vs. L.A. Rams (11-25), recording a career-high 10 tackles and one pass defended.

**CAREER:** Last selection (28th overall) in the first-round of the '89 draft...Did not report to camp until July 30...Did not practice with the team until the end of August, and missed all of the preseason after suffering a hamstring injury early in training camp that slowed his progress...Saw his first action from scrimmage vs. Atlanta (11-12), playing most of the fourth quarter...Had five total tackles, a pass defended and his first NFL interception vs. Chicago (12-24).

**COLLEGE:** Led Tennessee in total tackles during both his junior and senior seasons...Finished his career 10th on the Volunteers' all-time tackles list with 330 total stops...Consensus All-America as a senior...Had 159 total tackles (117 solo), four forced fumbles, two interceptions and two sacks in '88...All-SEC and Academic All-America as a junior in '87...Started the opening game of his sophomore year ('86) and registered 10 tackles, but was slowed by a back injury during the year...Had 19 total stops as a freshman in '85...Named to the Vols' all-time football team in 1990...Earned degree in business.

**PERSONAL:** Born Keith Allen DeLong in San Diego, CA, but grew up in Lawrence, KS...Played linebacker and fullback, and led Lawrence High to an 11-1 record and the state championship as a senior...His uncle, Keith, was an All-America tight end for the Vols, while his father, Steve, was an All-America nose tackle at Tennessee and played in the NFL for the Chargers (1965-71) and Bears ('72)...Married the former Marla Murrah during the offseason (2-6-93)...The couple splits time between San Jose, CA, and Knoxville, TN.

#### DeLONG'S PRO STATISTICS

Year	G/S	Tot.	Tackles		Sacks No./Yds.	Interceptions No./Yds.	Fumbles Rec./Yds.
			Solo	Ast.			
1989	15/0	11	8	3	0/0	1/1	0/0
1990	16/13	51	42	9	0/0	0/0	2/0
1991	15/14	38	31	7	1/2	0/0	1/0
1992	14/9	36	29	7	0/0	1/2	1/6
<b>Career</b>	<b>60/36</b>	<b>136</b>	<b>110</b>	<b>26</b>	<b>1/2</b>	<b>2/3</b>	<b>4/6</b>
<b>Playoffs</b>							
1989	3/0	4	4	0	0/0	0/0	0/0
1990	2/2	6	6	0	0/0	0/0	0/0
1992	2/2	6	6	0	0/0	0/0	0/0
<b>Total</b>	<b>7/4</b>	<b>16</b>	<b>16</b>	<b>0</b>	<b>0/0</b>	<b>0/0</b>	<b>0/0</b>

**OTHER STATS:** FORCED FUMBLES - 1989 (1), 1991 (1), CAREER (2); PASSES DEFENSED - 1989 (1), 1990 (2), 1991

(6), CAREER (9); POSTSEASON PASSES DEFENSED - 1990 (1).

#### DeLONG'S PERSONAL NFL BESTS

**TOTAL TACKLES** - 10 (vs. L.A. Rams - 11-25-90)

**SOLO** - 9 (vs. L.A. Rams - 11-25-90)

**ASSISTS** - 2 (several times)

**SACKS** - 1 (vs. L.A. Rams - 9-22-91)

**SACK YARDS** - 2 (vs. L.A. Rams - 9-22-91)

**INTERCEPTIONS** - 1 (twice, vs. Chicago - 12-24-89 & vs. L.A. Rams - 10-4-92)

**INTERCEPTION RETURN YARDS** - 2 (vs. L.A. Rams - 10-4-92)

**PASSES DEFENSED** - 2 (vs. L.A. Rams - 9-22-91)

**FORCED FUMBLES** - 1 (twice: vs. Buffalo - 12-17-89 & vs. Chicago - 12-23-91)

**FUMBLE RECOVERIES** - 1 (several times)



# Mitch Donahue • 54

**LINEBACKER**

**WYOMING**

**3RD YEAR**

**HT: 6-2**

**WT: 254**

**BORN: 2-4-68**

**(D-4 IN '91)**

**PRO:** Still seeking opportunity to make an impression...Short career has been hindered by injuries.

**1992:** Inactive at N.Y. Giants (9-6) and vs. Buffalo (9-13) due to a left knee injury sustained in the preseason at San Diego (8-21)... Appeared on special teams at N.Y. Jets (9-20) and at New Orleans (9-27)...Re-injured left knee early in the Saints' game and did not return...Placed on Injured Reserve Oct. 3 for the remainder of the season.

**CAREER:** Drafted in the fourth round (96th overall) of '91 with a choice acquired from Green Bay (along with the Packers' fifth round pick, 123rd overall, for the Niners' third round choice, 82nd overall)...Appeared on special teams throughout most of the '91 season.

**COLLEGE:** Played defensive end during his collegiate career and earned All-America honors as a senior, while leading the nation with 22 sacks in '90...WAC Defensive Player-of-the-Year in 1989 & '90, and the Cowboys' MVP as a sophomore (1988)...Credited with six sacks as a freshman in '87, after redshirting the '86 season...Majored in broadcast journalism.

**PERSONAL:** Born Mitchell Todd Donahue in Los Angeles, CA, before his family moved to Billings, MT, where he starred at Billings West High in football and track...State discus champ (181') and state runner-up in the shot put (58') as a senior...Placed fourth in state as heavyweight wrestler...Married the former Melissa Wolff (8-4-90)...The couple has a son, (Dylan Mitchell - 8-20-92) and lives in Billings, MT, during the offseason.

## DONAHUE'S PRO STATISTICS

Year	G/S	Tot.	Tackles		Sacks	Interceptions	Fumbles
			Solo	Ast.	No./Yds.	No./Yds.	Rec./Yds.
1991	13/0	9	7	2	0/0	0/0	0/0
1992	2/0	0	0	0	0/0	0/0	0/0
<b>Career</b>	<b>15/0</b>	<b>9</b>	<b>7</b>	<b>2</b>	<b>0/0</b>	<b>0/0</b>	<b>0/0</b>

## DONAHUE'S PERSONAL NFL BESTS

**TOTAL TACKLES** - 3 (twice: vs. Kansas City - 12-14-91 & vs. Chicago - 12-23-91)

**SOLO** - 2 (twice: vs. Kansas City - 12-14-91 & vs. Chicago - 12-23-91)

**ASSISTS** - 1 (twice: vs. Kansas City - 12-14-91 & vs. Chicago - 12-23-91)

## FORTY NINERS' NFL RECORD OVERALL WINNING STREAK (Including Postseason — 18 Games)

Date	Opponent	Score	Date	Opponent	Score
11-27-89	N.Y. Giants	34-24	9-16-90	Washington	26-13
12-3-89	@Atlanta	23-10	9-23-90	Atlanta	19-13
12-11-89	@L.A. Rams	30-27	10-7-90	@Houston	24-21
12-17-89	Buffalo	21-10	10-14-90	@Atlanta	45-35
12-24-89	Chicago	26-0	10-21-90	Pittsburgh	27-7
1-6-90*	Minnesota	41-13	10-28-90	Cleveland	20-17
1-14-90**	L.A. Rams	30-3	11-4-90	@Green Bay	24-20
1-28-90***	Denver	55-10	11-11-90	@Dallas	24-6
9-10-90	@New Orleans	13-12	11-18-90	Tampa Bay	31-7

\* - Divisional Playoff

\*\* - NFC Championship

\*\*\* - Super Bowl XXIV

# Kevin Fagan • 75

DEFENSIVE END

MIAMI (FL)

7TH YEAR

HT: 6-3

WT: 254

BORN: 4-25-63

(D-4C IN '86)



**PRO:** Gutsy, hard-nosed, driven competitor...Continues to play at a high level despite playing with a chronic knee injury...Ultimate team player.

**1992:** Played at right end and was credited with four tackles at N.Y. Giants (9-6) and had one stop vs. Buffalo (9-13)...Made first start of the season at N.Y. Jets (9-20) and was credited with two tackles...Contributed three tackles at New Orleans (9-27) and vs. L.A. Rams (10-4)...Posted a season-high five tackles and forced a fumble at New England (10-11)...Had three tackles at Atlanta (11-9) and totaled four stops vs. New Orleans (11-15)...Posted a season-high-tying five tackles at L.A. Rams (11-22)...Contributed three tackles vs. Miami (12-6) and at Minnesota (12-13)...Had two tackles, including his first sack (for 11 yards) of the season vs. Tampa Bay (12-19)...Inactive vs. Detroit (12-28) due to a right elbow injury (12-28).

**'92 POSTSEASON:** Contributed one tackle vs. Washington in the NFC Divisional Playoff Game (1-9)...Credited with four tackles vs. Dallas in the NFC Championship Game (1-17).

**1991:** Had four tackles, including one sack for 10 yards, at N.Y. Giants (9-2)...Registered three tackles, including a sack for nine yards, and batted down a pass vs. L.A. Rams (9-22)...Inactive at L.A. Raiders (9-29), vs. Atlanta (10-13), vs. Detroit (10-20) and at Philadelphia (10-27) due to a right ankle injury sustained vs. L.A. Rams (9-22)...Saw action for the first time in four weeks at Atlanta (11-3) and was credited with five tackles and a pass defended...Had one tackle (before injuring his left knee) at L.A. Rams (11-25)...Inactive vs. New Orleans (12-1) and at Seattle (12-8) due to that injury...Had surgery Dec. 10 to repair a torn tendon in his left knee and was placed on Injured Reserve Dec. 13.

**1990:** Posted a career-high 9.5 sacks in '90...Had two passes defended and three tackles, including one sack for six yards, vs. Tampa Bay (11-18)...Credited with a forced fumble and a season-high six tackles, including two sacks (one on the game's final play to preserve the win), vs. N.Y. Giants (12-3)...Had five tackles, including a sack for minus five yards, at Cincinnati (12-9)...Notched three tackles, including a sack for 10 yards, vs. New Orleans (12-23)...Selected by teammates (with Charles Haley) as co-winner of the **Len Eshmont Award**, given annually to the team's most inspirational and courageous player...**TEAM LEADER** with 14 postseason tackles.

**1989:** Registered the first multiple-sack game of his career (two) while recording six tackles at N.Y. Jets (10-29)...Had four tackles, including a four-yard sack, vs. New Orleans (11-6)...Tied for the **TEAM LEADERSHIP** (with Daniel Stubbs) with three postseason sacks, including two sacks for 22 yards in the NFC Divisional Playoff Game vs. Minnesota (1-6-90).

**CAREER:** Drafted 4C (102nd overall) by San Francisco (behind Charles Haley, 4A, and Steve Wallace, 4B) in 1986...Came to summer training camp still recovering from right knee surgery and was placed on the "Non Football Injury" list...Did not play a down in '86...First start of his NFL career came at right end at Cincinnati (9-20-87)...Inactive, Weeks 7-9, 11, and 13 of '87 with a right hamstring injury...Had six tackles, including a five-yard sack, in a starting role vs. New Orleans (11-15) and a two-yard sack and a fumble recovery vs. Chicago (12-14)...Led defensive linemen with eight tackles in the NFC Divisional Playoff Game vs. Minnesota (1-9)...Closed the '88 campaign with four tackles in both the NFC Divisional Playoff Game vs. Minnesota (1-1-89) and in the NFC Championship Game vs. Chicago (1-8-89)...Earned a game ball for his six-tackle, one-sack performance vs. Cincinnati in Super Bowl XXIII (1-22-89).

**COLLEGE:** Selected All-South following both his sophomore and junior seasons...Tied for the team leadership with three sacks, and led all defensive linemen with 51 tackles, including 10 for

losses, in '84...Had two sacks and nine tackles in the Orange Bowl victory over Nebraska (1-1-84) during Miami's national championship season of '83...He pulled a hip muscle in the second game of his senior year, limiting his play the entire '85 season, and suffered a severe knee injury in the '86 Sugar Bowl against Tennessee...Majored in criminal justice and set a Miami mark with a 550-pound bench press.

**PERSONAL:** Born Kevin Scott Fagan in Lake Worth, FL, and attended Leonard High there... Set the school shot put and discus records and earned all-conference football honors...Had his high school jersey retired during the '92 offseason...Named Palm Beach County's 1990 Professional Athlete-of-the-Year...He and his wife, Nancy, have two daughters: Kasey Taylor (9-22-91), and Samantha Brennan (2-15-93)...The family lives in Hobe Sound, FL, during the off-season.

### FAGAN'S PRO STATISTICS

Year	G/S	Tot.	Tackles		Sacks No./Yds.	Fumbles Rec./Yds.
			Solo	Ast.		
1986	0/0		— Injured Reserve —			
1987	7/2	20	11	9	2/7	1/6
1988	14/14	45	32	13	3/31	0/0
1989	16/15	40	33	7	7/40	2/0
1990	16/16	63	49	14	9.5/39	0/0
1991	8/7	32	19	13	2/19	0/0
1992	15/13	41	27	14	1/11	0/0
<b>Career</b>	<b>76/67</b>	<b>241</b>	<b>171</b>	<b>70</b>	<b>24.5/147</b>	<b>3/6</b>
<b>Playoffs</b>						
1986			— Injured Reserve —			
1987	1/0	8	3	5	0/0	0/0
1988	3/3	10	9	1	1/0	0/0
1989	3/3	12	12	0	3/28	1/0
1990	2/2	14	13	1	0/0	0/0
1992	2/2	5	4	1	0/0	0/0
<b>Total</b>	<b>11/10</b>	<b>49</b>	<b>41</b>	<b>8</b>	<b>4/28</b>	<b>1/0</b>

**OTHER STATS:** PASSES DEFENSED - 1988 (3), 1989 (1), 1990 (3), 1991 (1). CAREER (8). POSTSEASON PASSES DEFENSED - 1989 (1). FORCED FUMBLES - 1989 (2), 1990 (1), 1992 (1). CAREER (4). POSTSEASON FORCED FUMBLES - 1989 (1).

**FAGAN'S NFL HONORS:** Len Eshmont Award - 1990.

### FAGAN'S PERSONAL NFL BESTS

**TOTAL TACKLES** - 8 (twice: vs. Minnesota - 1-9-88 & vs. Washington - 1-12-91)

**SOLO** - 7 (vs. Washington - 1-12-91)

**ASSISTS** - 5 (twice: vs. L.A. Rams - 12-27-87 & vs. Minnesota - 1-9-88)

**SACKS** - 2 (several times)

**SACKS YARDS** - 22 (vs. Minnesota - 1-6-90)

**PASSES DEFENSED** - 2 (vs. Tampa Bay - 11-18-90)

**FORCED FUMBLES** - 1 (several times)

**FUMBLE RECOVERIES** - 1 (several times)

**LONG FUMBLE RETURN** - 6 (vs. Chicago - 12-14-87)

### 1992 TOP FIVE NFL RECEIVERS

Player	No.	Yds.	Avg.	Long	TD
Sterling Sharpe (G.B.)	108	1461	13.5	76t	13
Andre Rison (Atl.)	93	1119	12.0	71t	11
Haywood Jeffires (Hou.)	90	913	10.1	47	9
<b>JERRY RICE (S.F.)</b>	<b>84</b>	<b>1201</b>	<b>14.3</b>	<b>80t</b>	<b>10</b>
Curtis Duncan (Hou.)	82	954	11.6	72	1

# Mervyn Fernandez • 88

WIDE RECEIVER  
HT: 6-3 WT: 200

SAN JOSE STATE  
BORN: 12-29-59

7TH YEAR  
(TRADE IN '93)



**PRO:** Experienced receiver with big play capabilities...Tall, speedy pass catcher, possessing deep threat abilities...Runs well after the catch...Acquired by the 49ers in a trade with the L.A. Raiders during the '93 offseason.

**1992:** Saw limited playing time while appearing in 15 games...Started at Denver (9-6) and at Cincinnati (9-13) to open the campaign...Subbed, Weeks 3-15...Inactive for the season finale at Washington...Completed the year with nine receptions for 121 yards.

**1991: TEAM LEADER** in receiving yards with 694...Had seven receptions for 90 yards, including his only touchdown catch (16 yards) of the year, vs. Indianapolis (9-15)...Hauled in a career-high nine passes for 96 yards at Seattle (10-13)...Recorded a season-best 107 yards on three receptions at Kansas City (10-28)...Caught two passes for 12 yards at Kansas City in the AFC Wild Card Game (12-28).

**1990: TEAM LEADER** in receptions with 52...Had five catches for 130 yards, including a season-long 66-yard touchdown reception, vs. Pittsburgh (9-23)...Recorded season-bests in receiving yards (134) and receptions (8) at Buffalo (10-7)...Hauled in six passes for 81 yards, including a 13-yard touchdown reception, in two postseason contests.

**1989:** Recorded career-highs in receptions (57), yards (1,069) and touchdowns (9)...Became only the sixth player in Raiders' history to reach 1,000 yards receiving in a season...Had five games of 100 or more yards receiving...Made a season-long 75-yard touchdown reception amongst his four receptions at Denver (9-24)...Hauled in seven passes for 113 yards, including a 36-yard touchdown catch, vs. Seattle (10-1)...Had first multiple TD reception game of his NFL career vs. Washington (10-29).

**CAREER:** Played five seasons for the Canadian Football League's British Columbia Lions...All-Western Conference Rookie-of-the-Year in 1982 after catching 64 passes for 1,046 yards and eight TDs...Led club in receiving from 1982-85 and garnered all-conference honors each of those seasons...Became the first B.C. Lion ever to win the Schenley Award as the MVP of the CFL after recording a league-leading 95 receptions for 1,727 yards and 15 touchdowns in '85...Selected by the L.A. Raiders in the 10th round (277th overall pick) of the '83 draft...Signed by the Raiders (3-4-87)...Started seven non-replacement games for the Raiders in '87 before going on Injured Reserve with a shoulder injury...**NFL LEADER** in average per catch (26.0) in 1988...Posted career-highs in receiving yards (155) and long TD reception (85) at New Orleans (10-23-88).

**COLLEGE:** Attended San Jose City College and De Anza College prior to transferring to San Jose State in 1981...Had three touchdown receptions vs. Fresno State and vs. Toledo in the California Bowl during his only season as a Spartan...Earned all-conference honors that year prior to joining the professional ranks in Canada.

**PERSONAL:** Born Mervyn Fernandez in Merced, CA...Attended Andrew Hill (CA) High in San Jose, where he was a two-time all-league selection...Played wide receiver, running back and defensive back during his three-year scholastic career...Also lettered in track as a sprinter...He and his wife, Brenda, have two sons: John (5-9-81) and Joey (10-25-84) and a daughter: Giana (9-28-91)...The family lives in San Jose, CA.

FERNANDEZ' PRO STATISTICS

Year (CFL)	G/S	Receiving					Rushing				
		No.	Yds.	Avg.	Long	TD	Att.	Yds.	Avg.	Long	TD
1982	16/16	64	1046	16.3	85	8	2	1	0.5	1	0
1983	16/16	78	1284	16.5	74	10	0	0	0.0	0	0
1984	15/15	89	1486	16.7	78	17	0	0	0.0	0	0
1985	16/16	95	1727	18.2	90	15	3	33	11.0	19	0
1986	11/11	48	865	18.0	72	5	0	0	0.0	0	0
(L.A. Raiders)											
1987	7/7	14	236	16.9	47	0	0	0	0.0	0	0
1988	16/1	31	805	26.0	85†	4	1	9	9.0	9	0
1989	16/13	57	1069	18.8	75†	9	2	16	8.0	12	0
1990	16/15	52	839	16.1	66†	5	3	10	3.3	9	0
1991	16/13	46	694	15.1	59	1	0	0	0.0	0	0
1992	15/2	9	121	13.4	21	0	0	0	0.0	0	0
CFL Total	74/74	374	6408	17.1	90	55	5	34	6.8	19	0
NFL Total	86/51	209	3764	18.0	85†	19	6	35	5.8	12	0
<b>Career</b>	<b>160/125</b>	<b>583</b>	<b>10172</b>	<b>17.4</b>	<b>90</b>	<b>74</b>	<b>11</b>	<b>69</b>	<b>6.3</b>	<b>—</b>	<b>0</b>
Playoffs											
1990	2/2	6	81	13.5	—	1		0	0.0	—	0
1991	1/1	2	12	12.0	—	0		0	0.0	—	0
Total	3/3	8	93	11.6	—	1		0	0.0	—	0

FERNANDEZ' PERSONAL NFL BESTS

- RECEPTIONS - 9 (at Seattle - 10-13-91)
- RECEIVING YARDS - 155 (at New Orleans - 10-23-88)
- LONG RECEPTION - 85† (at New Orleans - 10-23-88)
- TD RECEPTIONS - 2 (vs. Washington - 10-29-89)
- RUSHES - 2 (vs. San Diego - 9-10-89)
- RUSHING YARDS - 16 (vs. San Diego - 9-10-89)
- LONG RUSH - 12 (vs. San Diego - 9-10-89)

FERNANDEZ' MULTIPLE TD GAMES

Date	Opponent	TD Receptions	Distance
10-29-89	vs. Washington	2	18.8



Roy Foster • 67

GUARD SOUTHERN CALIFORNIA 12TH YEAR  
 HT: 6-4 WT: 290 BORN: 5-24-60 (FA IN '91)

**PRO:** Durable, tough, enthusiastic lineman...Has started every game at right guard for the 49ers the past two seasons...Since his arrival in '91, the offensive line has become one of the team's strongest units.

**1992:** Started and played at right guard until being replaced by Brian Bollinger in the fourth quarter at N.Y. Giants (9-6), at N.Y. Jets (9-20), vs. Atlanta (10-18), and at Atlanta (11-9)...Played the entire game at right guard Weeks 2, 4-6, 8, 10-16.

**'92 POSTSEASON:** Started and played the entire game at right guard vs. Washington in the NFC Divisional Playoff Game (1-9) and vs. Dallas in the NFC Championship Game (1-17).

**1991:** Signed as a Plan B free agent from Miami...Played the entire game at right guard in 14 of the 16 regular season games...Replaced at right guard late in contests by Tom Neville vs. L.A. Rams (9-22) and vs. Detroit (10-20).

**CAREER:** Selected in the first round (24th overall) of the '82 draft by Miami...First USC product ever to play for the Dolphins...Used primarily on special teams in '82...Played in Super Bowl XVII (1-30-83)...Shuttled between guard and tackle positions before settling at guard in '83...Also lined up at tight end in short-yardage situations...His first professional start came at L.A. Raiders (9-19)...Became a full-time starter in '84 and played vs. the 49ers in Super Bowl XIX (1-20-85)...Went on to start 91 of the next 92 regular season games (1984-1989)...Replaced as a starter in '90, after holding out prior to camp...Two-yard TD reception from Dan Marino at Buffalo in an AFC Divisional Playoff Game (1-12-91) was the first of his NFL career.

**COLLEGE:** Three-year starter at guard...Consensus All-America and finalist for the Outland Trophy as a senior...Played in the Hula and Olympia Gold Bowls...Blocked for Heisman Trophy winners Charles White and Marcus Allen...Recruited by USC as a fullback...Majored in public administration.

**PERSONAL:** Born Roy Allen Foster in Los Angeles, CA...Competed in football and track for Shawnee Mission (KS) West High for two years after moving to Kansas...Works with "Say No to Drugs" program and gives numerous talks to school children on the dangers of drug usage...He has two children: Roy, Jr. (6-22-86) and Jennifer Ashley (12-29-88) and lives in Santa Clara, CA.

**FOSTER'S PRO STATS: REGULAR SEASON GAMES/STARTS** - 1982 (9/0), 1983 (16/1), 1984 (16/16), 1985 (16/16), 1986 (16/16), 1987 (12/12), 1988 (15/15), 1989 (16/16), 1990 (16/3) 1991 (16/16), 1992 (16/16), **CAREER** (164/127); **POSTSEASON GAMES/STARTS** - 1982 (4/0), 1983 (1/0), 1984 (3/3), 1985 (2/2), 1990 (2/0), 1992 (2/0) **CAREER** (14/7); **PASS RECEPTIONS** - 1990 (1 for two yards & a TD); **TACKLES** - 1983 (1), 1990 (1), 1991 (1), **CAREER** - (3); **TDs** - 1990 (1 - pass reception).

**FOSTER'S NFL HONORS:** All-AFC - 1985-86; Pro Bowl - 1986-87.

#### FOSTER'S PERSONAL NFL BESTS

**RECEPTIONS** - 1 (at Buffalo - 1-12-91)  
**RECEIVING YARDS** - 2 (at Buffalo - 1-12-91)  
**TD RECEPTIONS** - 1 (at Buffalo - 1-12-91)  
**FUMBLE RECOVERIES** - 1 (several times)  
**TACKLES** - 1 (several times)

## Thane Gash • 31

**SAFETY**                      **EAST TENNESSEE STATE**                      **6TH YEAR**  
**HT: 6-0**                      **WT: 200**                      **BORN: 9-1-65**                      **(FA IN '92)**

**PRO:** Valuable addition to the 49ers' defensive backfield in 1992 after missing the '91 campaign due to a neck injury...Hard-hitting safety who is a solid nickel back...Used often as a blitz.

**1992:** Signed as a Plan B free agent from Cleveland...Contributed three tackles and a pass defended in 49ers' debut at N.Y. Giants (9-6)...Credited with three tackles and a pass defended at N.Y. Jets (9-20)...Made first start as a 49er vs. Atlanta (10-18) and was credited with two tackles...Registered a season-high four tackles in a starting assignment at Atlanta (11-9)...Recorded two tackles, a pass defended and a forced fumble at L.A. Rams (11-22)...Had a pass defended and a special teams tackle vs. Philadelphia (11-29)...Forced a fumble and had a special teams tackle vs. Miami (12-6)...Made four solo tackles at Minnesota (12-13)...Posted three tackles vs. Detroit (12-28).

**'92 POSTSEASON:** Replaced Dana Hall (L hamstring) at free safety in the second quarter and totaled three tackles vs. Washington in the NFC Divisional Playoff Game (1-9)...Made two tackles vs. Dallas in the NFC Championship Game (1-17).

**1991:** Missed the entire season after a July examination revealed a herniated disc in his neck, requiring surgery to fuse two vertebrae.



**CAREER:** Drafted in the seventh round (188th overall) of '88 by the Cleveland Browns... Played primarily on special teams during his rookie season...Made his first NFL start at Denver (11-13-88)...As a full-time starter at strong safety in '89, he was the **TEAM LEADER** with 134 tackles...Tied a Browns' record with two interceptions returned for TDs in one season: 36 yards vs. N.Y. Jets (9-17) and 15 yards at Tampa Bay (11-5)...Also had a career-high 15 tackles vs. Pittsburgh (10-15)...His 16 postseason tackles in '89 tied him for the **TEAM LEAD**...Finished second among Browns' defenders in tackles with 134 (84 solo) in 1990...**TEAM LEADER** in tackles seven times in 16 contests...Had five games with 10-or-more stops, including a season-high 13 tackles at the N.Y. Jets (9-17) and vs. L.A. Rams (12-2).

**COLLEGE:** Totaled 226 tackles (130 solo), eight interceptions, 15 passes defended, and two blocked kicks in his four-year career at East Tennessee State...Earned second team All-America honors as a senior after leading the Buccaneers with 133 tackles...In track, he finished fifth in the long jump (23'-8") and sixth in the 100-meters (11:02) at the 1986 Southern Conference Meet.

**PERSONAL:** Born Thane Alvin Gash in Hendersonville, NC...Attended Hendersonville High, where he participated in football, baseball, basketball, and track...Earned all-conference honors in football...An active participant with many charities: Swim for Diabetes, Big Brothers/Big Sisters, Concern II and the Hunger Task Force...He has two children, David Matthew (8-18-89) and Klisa LaShay (1-16-91), and lives in Hendersonville, NC, during the offseason.

#### GASH'S PRO STATISTICS

Year	G/S	Tot.	Tackles		Interceptions		Pass Def.	Fumbles Rec./Yds
			Solo	Ast.	No./Yds.			
(Cleveland)								
1988	16/1	2	2	2	0/0	2	0/0	
1989	16/15	134	90	44	3/65	8	1/15	
1990	16/16	134	84	50	1/16	7	1/0	
1991	0/0	— Did Not Play —						
(San Francisco)								
1992	16/2	26	22	4	0/0	4	0/0	
<b>Career</b>	<b>64/34</b>	<b>296</b>	<b>198</b>	<b>100</b>	<b>4/81</b>	<b>21</b>	<b>2/15</b>	
Playoffs								
(Cleveland)								
1988	1/0	0	0	0	0/0	0	0/0	
1989	2/2	16	10	6	0/0	1	0/0	
(San Francisco)								
1992	2/0	5	5	0	0/0	0	0/0	
Total	5/2	21	15	6	0/0	1	0/0	

**OTHER STATS: FORCED FUMBLES** - 1989 (1), 1990 (1), 1992 (2), **CAREER** (4); **TOUCHDOWNS** - 1989 (2); **SACKS** - 1989 (2).

#### GASH'S PERSONAL NFL BESTS

**TACKLES** - 15 (vs. Pittsburgh - 10-15-89)

**INTERCEPTIONS** - 1 (several times)

**INTERCEPTION RETURN YARDS** - 36 (vs. N.Y. Jets - 9-17-89)

**LONG INTERCEPTION RETURN** - 38 (vs. N.Y. Jets - 9-17-89)

**PASSES DEFENSED** - 2 (twice: vs. Cincinnati - 10-30-88 & at Pittsburgh - 12-23-90)

**FUMBLE RECOVERIES** - 1 (twice: at Pittsburgh - 9-10-89 & at Pittsburgh - 12-23-90)

**LONG FUMBLE RETURN** - 15 (at Pittsburgh - 9-10-89)

**FORCED FUMBLES** - 1 (several times)



# Antonio Goss • 98

LINEBACKER

NORTH CAROLINA

4TH YEAR

HT: 6-4

WT: 228

BORN: 8-11-66

(FA IN '91)

**PRO:** Earning a reputation as a solid special teams performer... Aggressive and quick defender.

**1992:** Posted a career-high five stops vs. Buffalo (9-13)...Contributed one special teams tackle at New Orleans (9-27), vs. L.A. Rams (10-4), at New England (10-11), vs. Atlanta (10-18), at L.A. Rams (11-22), vs. Miami (12-6), at Minnesota (12-13) and vs. Tampa Bay (12-19)...Credited with a pair of tackles vs. Detroit (12-28).

**'92 POSTSEASON:** Appeared on special teams vs. Washington in the NFC Divisional Playoff Game (1-9)...Had one tackle vs. Dallas in the NFC Championship Game (1-17).

**1991:** Signed by San Francisco as a free agent April 12...Waived Aug. 26, after spending the entire camp with the 49ers...Re-signed Sept. 11, and appeared on the 49ers' special teams throughout most of the season.

**CAREER:** Drafted by the 49ers in the 12th round (319th overall) of '89...Began 1989 on the 49ers' developmental squad and was activated to the 47-man roster after Week 8...Released by the 49ers (9-3-90), and signed by San Diego (11-21)...Was on the Chargers' active roster for two games but did not play, before being waived by San Diego (12-5).

**COLLEGE:** Played his first two seasons as a safety before switching to linebacker...Started every game at outside linebacker during both his junior and senior seasons...Split time as the starting strong safety during 1985-86...Sociology major.

**PERSONAL:** Born Antonio Derrell Goss in Randleman, NC...Earned All-America honors as a running back at Randleman High...Rushed for 2,045 yards and 41 TDs as a senior and finished his career with more than 5,000 yards rushing and 82 scores...He and his wife, Marvine, who are expecting their first child this fall, live in Chapel Hill, NC, during the offseason, and in Santa Clara, CA, during the campaign.

## GOSS' PRO STATISTICS

Year	G/S	Tot.	Tackles		Sacks No./Yds.	Interceptions No./Yds.	Fumbles Rec./Yds.
			Solo	Ast.			
(San Francisco)							
1989	8/0	5	4	1	0/0	0/0	1/0
(San Diego)							
1990	0/0	0	0	0	0/0	0/0	0/0
(San Francisco)							
1991	14/0	12	11	1	0/0	0/0	0/0
1992	16/0	18	14	4	0/0	0/0	0/0
<b>Career</b>	<b>38/0</b>	<b>35</b>	<b>29</b>	<b>6</b>	<b>0/0</b>	<b>0/0</b>	<b>1/0</b>
Playoffs							
(San Francisco)							
1989	3/0	1	1	0	0/0	0/0	0/0
1992	2/0	1	1	0	0/0	0/0	0/0
Total	5/0	2	2	0	0/0	0/0	0/0

OTHER STATS: BLOCKED FG - 1991 (1)

## GOSS'S PERSONAL NFL BESTS

TOTAL TACKLES - 5 (vs. Buffalo - 9-13-92)

SOLO - 3 (vs. Buffalo - 9-13-92)

ASSISTS - 2 (twice: vs. Buffalo - 9-13 & at N.Y. Jets - 9-20-92)

FUMBLE RECOVERIES - 1 (vs. Buffalo - 12-17-89)

BLOCKED FIELD GOALS - 1 (at Philadelphia - 10-27-91)



# Alan Grant • 24

**CORNERBACK**

**STANFORD**

**4TH YEAR**

**HT: 5-10**

**WT: 187**

**BORN: 10-1-66**

**(FA IN '92)**

**PRO:** Displayed ability to be a major threat as a punt and kickoff returner...Has good coverage instincts.

**1992:** Claimed off waivers from the Indianapolis Colts Sept. 1... Played in some nickel situations and on special teams at N.Y. Giants

(9-6)...Returned punts (two) for the first time in his NFL career and had a long of 46 yards at N.Y. Jets (9-20)...As a result of injuries to the receiving corp, lined up as a receiver late in the Jets' game...Returned three punts for 15 yards vs. L.A. Rams (10-4)...Waived Oct. 6...Re-signed Oct. 14...Returned four punts for nine yards vs. Atlanta (10-18)...Also had a 69-yard touchdown return called back due to a 49ers' penalty vs. the Falcons...Averaged 11 yards on two punt returns and registered two special teams tackles at Atlanta (11-9)...Credited with a tackle, two passes defended and returned a pair of punts vs. New Orleans (11-15)...Returned three punts, including a long of 19 yards, at L.A. Rams (11-22)...Had a long punt return of 23 yards and contributed two special teams tackles vs. Philadelphia (11-29)...Had a career-long 47-yard kickoff return and a special teams tackle at Minnesota (12-13)...Had a 26-yard punt return vs. Detroit (12-26).

**'92 POSTSEASON:** Appeared on special teams vs. Washington in the NFC Divisional Playoff Game (1-9)...Averaged 10 yards on three punt returns, one which was fumbled, and had 35 yards on two kickoff returns vs. Dallas in the NFC Championship Game (1-17).

**1991:** Appeared in all 16 games for the Colts, extending his consecutive games played streak to 32...Registered a season-high three solo tackles vs. Detroit (9-22)...Totalled three tackles, one pass defended, and one forced fumble at Green Bay (11-24).

**1990:** Had a career-high 50 total tackles while playing in all 16 games, starting seven...Had the best game of his career when he returned an interception 25 yards for the winning touchdown with :50 remaining vs. Washington (12-22)...Also had four tackles against the Redskins.

**CAREER:** Drafted in the fourth round (103rd overall) of the 1990 draft by the Indianapolis Colts.

**COLLEGE:** Four-year performer at cornerback, who did not miss a regular-season start in his 44-game career for the Cardinal...Posted 167 tackles and had 18 passes defended during his career...Established school records for punt returns (93) and yardage (894), while averaging 9.6 yards a return...Had a career-long 77-yard punt return vs. Washington as a sophomore...Earned third team AP All-America and first-team All-Pac-10 honors as a return specialist at the conclusion of his junior season.

**PERSONAL:** Born Alan Grant in Pasadena, CA...Attended St. Francis High in Pasadena where he rushed for 1,450 yards and 13 touchdowns as a senior en route to earning all-area and all-league honors...Also participated in track and competed in the 300-meter hurdles...Single, he lives in Santa Clara, CA.

## GRANT'S PRO STATISTICS

Year	G/S	Tot.	Tackles			Interceptions		Pass. Def.	Fumbles Rec./Yds.
			Solo	Ast.	No./Yds.				
(Indianapolis)									
1990	16/7	50	38	12	1/25	14	1/0		
1991	16/1	21	19	2	0/0	4	0/0		
(San Francisco)									
1992	16/0	11	11	0	0/0	2	0/0		
<b>Career</b>	<b>48/8</b>	<b>82</b>	<b>68</b>	<b>14</b>	<b>1/25</b>	<b>20</b>	<b>1/0</b>		
Playoffs									
1992	2/0	0	0	0	0/0	0	0/0		

**OTHER STATS: KICKOFF RETURNS** - 1990 (15 for 280), 1991 (3 for 20), 1992 (3 for 70), **CAREER** (20 for 370); **POSTSEASON KICKOFF RETURNS** - 1992 (2 for 35); **PUNT RETURNS** - 1992 (29 for 249, 8.6 avg.); **POSTSEASON PUNT RETURNS** - 1992 - (3 for 30); **FORCED FUMBLES**: 1990 (1), 1991 (1), **CAREER** (2).

#### GRANT'S PERSONAL NFL BESTS

**TOTAL TACKLES** - 9 (vs. Denver - 10-21-90)  
**SOLO** - 8 (vs. Denver - 10-21-90)  
**PASSES DEFENSED** - 4 (vs. New England - 9-16-90)  
**INTERCEPTIONS** - 1 (vs. Washington - 12-22-90)  
**INTERCEPTION RETURN YARDS** - 251 (vs. Washington - 12-22-90)  
**LONG INTERCEPTION RETURN** - 251 (vs. Washington - 12-22-90)  
**FORCED FUMBLES** - 1 (twice: vs. Denver 10-21-90 & at Green Bay - 11-24-91)  
**PUNT RETURNS** - 4 (vs. Atlanta - 10-18-92)  
**PUNT RETURN YARDAGE** - 48 (at N.Y. Jets - 9-20-92)  
**LONG PUNT RETURN** - 46 (at N.Y. Jets - 9-20-92)  
**KICKOFF RETURNS** - 5 (at Buffalo - 9-9-90)  
**LONG KICKOFF RETURN** - 47 (at Minnesota - 12-13-92)  
**KICKOFF RETURN YARDAGE** - 101 (at Buffalo - 9-9-90)

## Don Griffin • 29

**CORNERBACK MIDDLE TENNESSEE STATE 8TH YEAR**  
**HT: 6-0 WT: 176 BORN: 3-17-64 (D-6 IN '86)**



**PRO:** Has become a fixture at right cornerback since his rookie season...Intelligent performer who is always prepared...Prideful competitor.

**1992: TEAM LEADER** in interceptions (5) and passes defended (19)...Credited with one tackle, two passes defended, and averaged 15 yards on four punt returns at N.Y. Giants (9-6)...Registered three tackles and a pass defended vs. Buffalo (9-13) and at New Orleans (9-27)...Posted a season-high four tackles and had a pass defended vs. L.A. Rams (10-4)...Had six tackles, one pass defended, and returned two punts for nine yards at New England (10-11)...Had six tackles and an interception vs. Atlanta (10-18)...Credited with four tackles and an interception at Phoenix (11-1)...Registered five tackles, forced a fumble, and posted a career-high five passes defended, including an interception, at Atlanta (11-9)...Posted a team and season-high seven tackles vs. New Orleans (11-15)...Had three tackles and a first quarter interception that set up the 49ers' first field goal at Minnesota (12-13)...Contributed five solo tackles and intercepted a pass vs. Detroit (12-28).

**'92 POSTSEASON:** Posted a team-high six tackles and had a pass defended vs. Washington in the NFC Divisional Playoff Game (1-9)...Totaled five solo tackles vs. Dallas in the NFC Championship Game (1-17).

**1991: TEAM LEADER** in fumble recoveries with three...Had six solo tackles and two passes defended at N.Y. Giants (9-2) and three tackles and a pass defended vs. San Diego (9-8)...Recorded five tackles and a pass defended vs. Atlanta (10-13), then two tackles and a pair of passes defended vs. Detroit (10-20)...Had his first interception of the season, forced a fumble and recovered another at Philadelphia (10-27)...Registered two passes defended, including one at the goal line, vs. Kansas City (12-14)...Recorded three tackles, a pass defended and two fumble recoveries, one for a **TEAM-RECORD** 99-yard TD return, vs. Chicago (12-23) — the third longest in NFL history.

**1990: TEAM LEADER** with 19 passes defended...Posted three tackles and returned two punts for 22 yards vs. Pittsburgh (10-21) and had his first interception of the season vs. Cleveland (10-28)...Contributed an interception and two tackles vs. Tampa Bay (11-18)...Credited with a forced fumble and a recovered fumble vs. L.A. Rams (11-25)...Had two tackles, a pair of passes defended and an interception (23 yards) at L.A. Rams (12-17)...Had seven tackles and two passes defended vs. Washington in the NFC Divisional Playoff Game (1-12-91).

**1989: TEAM LEADER** with 17 passes defended...Two passes defended and his first interception of year came vs. New England (10-22)...Matched his season best with six tackles, an interception, a pass defended, and a punt return for nine yards vs. Chicago (12-24)...Recorded four tackles, an interception and a pass defended in the NFC Divisional Playoff Game vs. Minnesota (1-6-90)...Made two tackles, including a six-yard sack that resulted in a forced fumble, against Denver in Super Bowl XXIV (1-28-90).

**1988:** Hamstring injury limited his play early...Played in the 'nickel' defense Weeks 7-10 prior to dislocating his left shoulder at Phoenix (11-6)...Inactive, Weeks 11-16 due to that shoulder injury...On active roster for the first time in six weeks, as the starting right cornerback, in the NFC Divisional Playoff Game vs. Minnesota (1-1-89) and made three tackles and two passes defended.

**CAREER:** Drafted in the sixth round (162nd overall) of '86...Had played cornerback only once (a high school all-star contest) prior to joining the Niners, but became a starter immediately at his new NFL position...Played only as a 'nickel' back and on special teams early in '87, before reclaiming his starting role in Week 3...Tied (with Ronnie Lott) for the **TEAM LEADERSHIP** in '87 with five interceptions...Named 1986 NFC Defensive Rookie-of-the-Year by the NFLPA and selected to the Pro Football Writers all-rookie team...**TEAM LEADER** with 62 solo tackles (72 total) and had an interception in his initial NFL start at Tampa Bay (9-7-86)...Returned a punt 76 yards for a score (NFL's fourth longest in '86/tied for then-seventh longest in team history) vs. Atlanta (11-23)...**TEAM LEADER** with 38 punt returns and a 9.9-yard return average.

**COLLEGE:** Four-year letterman at free safety...All-Ohio Valley Conference (1983-85), OVC Defensive Player-of-the-Year and NCAA Division I-AA All-America in '85...Recorded personal bests: 72 total tackles, six interceptions and four passes defended as a senior...Led his secondary in total stops each of his last three seasons...Returned punts and played on kickoff coverage...Returned a punt 68 yards for a score in '85.

**PERSONAL:** Born Donald Frederick Griffin in Camilla, GA, near the Florida/Georgia state line, and attended Mitchell-Baker High there...Older brother, James, played defensive back for the Cincinnati Bengals (1983-85) and Detroit Lions (1986-89)...He and his wife, Teresa, have a son (Eric Dwaine, 1-1-85), and live in Fremont, CA.

#### GRIFFIN'S PRO STATISTICS

Year	G/S	Tot.	Tackles		Interceptions		Pass. Def.	Fumbles
			Solo	Ast.	No./Yds.	Rec./Yds./TD		
1986	16/15	72	62	10	3/0	18	2/0/0	
1987	12/10	22	21	1	5/1	15	1/7/0	
1988	10/6	22	22	0	0/0	9	0/0/0	
1989	16/16	47	45	2	2/6	17	1/0/0	
1990	16/16	35	32	3	3/32	19	2/0/0	
1991	16/16	57	47	10	1/0	14	3/99/1	
1992	16/16	60	53	7	5/4	19	0/0/0	
<b>Career</b>	<b>102/95</b>	<b>315</b>	<b>282</b>	<b>33</b>	<b>19/43</b>	<b>111</b>	<b>9/106/1</b>	
Playoffs								
1986	1/1	1	0	1	0/0	1	0/0/0	
1987	1/1	4	4	0	0/0	0	0/0/0	
1988	3/3	9	9	0	0/0	4	0/0/0	
1989	3/3	8	8	0	1/0	4	0/0/0	
1990	2/2	7	7	0	0/0	2	0/0/0	
1992	2/2	11	11	0	0/0	1	0/0/0	
<b>Total</b>	<b>12/12</b>	<b>40</b>	<b>39</b>	<b>1</b>	<b>1/0</b>	<b>8</b>	<b>0/0/0</b>	

Year	Punt Returns					Kickoff Returns				
	No.	Yds.	Avg.	Long	TD	No.	Yds.	Avg.	Long	TD
1986	38	377	9.9	76t	1	5	97	19.4	28	0
1987	9	79	8.8	29	0	0	0	0.0	0	0
1988	4	28	7.0	10	0	0	0	0.0	0	0
1989	1	9	9.0	9	0	0	0	0.0	0	0
1990	16	105	6.6	20	0	1	15	15.0	15	0
<b>Career</b>	<b>68</b>	<b>598</b>	<b>8.8</b>	<b>76t</b>	<b>1</b>	<b>6</b>	<b>112</b>	<b>18.7</b>	<b>28</b>	<b>0</b>
Playoffs										
1986	2	11	5.5	7	0	0	0	0.0	0	0
1987	0	0	0.0	0	0	0	0	0.0	0	0
1988	0	0	0.0	0	0	0	0	0.0	0	0
1989	0	0	0.0	0	0	0	0	0.0	0	0
1990	0	0	0.0	0	0	0	0	0.0	0	0
<b>Total</b>	<b>2</b>	<b>11</b>	<b>5.5</b>	<b>7</b>	<b>0</b>	<b>0</b>	<b>0</b>	<b>0.0</b>	<b>0</b>	<b>0</b>

**OTHER STATS:** SACKS - 1986 (1 for 7 yards), 1988 (1 for 6 yards), CAREER (2 for 13 yards); POSTSEASON SACKS - 1989 (1 for 6 yards); FORCED FUMBLES - 1989 (1), 1990 (1), 1991 (1), 1992 (1) CAREER (4); POSTSEASON FORCED FUMBLES - 1989 (1).

**GRIFFIN'S NFL HONORS:** All-Rookie - 1986, All-NFC - 1989.

#### GRIFFIN'S PERSONAL NFL BESTS

**TOTAL TACKLES** - 7 (several times)

**SOLO** - 7 (several times)

**ASSISTS** - 4 (at L.A. Raiders - 9-29-91)

**SACKS** - 1 (several times)

**YARDS** - 7 (at L.A. Rams - 9-14-86)

**INTERCEPTIONS** - 1 (several times)

**LONG INTERCEPTION RETURN** - 23 (at L.A. Rams - 12-17-90)

**INTERCEPTION RETURN YARDS** - 23 (at L.A. Rams - 12-17-90)

**PASSES DEFENSED** - 4 (twice: at Washington - 11-17-86 & at L.A. Rams - 12-11-89)

**FORCED FUMBLES** - 1 (several times)

**FUMBLE RECOVERIES** - 2 (vs. Chicago - 12-23-91)

**FUMBLE RETURN YARDS** - 99 (vs. Chicago - 12-23-91)

**LONG FUMBLE RETURN** - 99t (vs. Chicago - 12-23-91)

**KICKOFF RETURNS** - 4 (vs. Minnesota - 10-12-86)

**KICKOFF RETURN YARDS** - 82 (vs. Minnesota - 10-12-86)

**LONG KICKOFF RETURN** - 28 (vs. Minnesota - 10-12-86)

**PUNT RETURNS** - 6 (vs. Atlanta - 11-23-86)

**PUNT RETURN YARDS** - 153 (at L.A. Rams - 9-14-86)

**LONG PUNT RETURN** - 76t (vs. Atlanta - 11-23-86)

## BEST RECORDS SINCE NFL-AFL MERGER (Regular Season, 1970-92)

	W	L	T	PCT.
1. Miami .....	229	113	2	.669
2. Washington .....	221	122	1	.644
3. L.A. Raiders .....	217	121	6	.640
4. Dallas .....	215	129	0	.625
5. Pittsburgh .....	203	140	1	.592
<b>SAN FRANCISCO .....</b>	<b>202</b>	<b>139</b>	<b>3</b>	<b>.592</b>



## Dana Hall • 28

**SAFETY**

**WASHINGTON**

**2ND YEAR**

**HT: 6-2**

**WT: 206**

**BORN: 7-8-69**

**(D-1 IN '92)**

**PRO:** Mature, intelligent performer...Made the transition from cornerback to safety in his rookie campaign...Demonstrated the ability to be the leader in the secondary as he was responsible for calling the defensive coverages...Showed rapid improvement in his initial NFL season.

**1992:** Did not report to camp until July 19 due to a contractual holdout...Started and posted four tackles in his NFL debut at N.Y. Giants (9-6)...Credited with five tackles vs. Buffalo (9-13)...Dressed, but did not play at N.Y. Jets (9-20) due to a left knee injury sustained vs. Buffalo (9-13)...Had a pair of tackles and three passes defended, including his first NFL interception, at New Orleans (9-27)...Registered a team-high nine total tackles vs. L.A. Rams (10-4)...Returned an interception 34 yards and had two tackles at New England (10-11)...Posted three tackles and broke up a pass in the end zone at Phoenix (11-1)...Credited with five tackles and a pass defended at Atlanta (11-9)...Posted four tackles, a pass defended, and first career sack for eight yards vs. New Orleans (11-15)...Tallied five tackles and had a pass defended at L.A. Rams (11-22)...Contributed two tackles and a pair of passes defended, including a key pass break-up at the goal line, vs. Philadelphia (11-29)...Posted a tackle, two passes defended, and recovered a fumble vs. Miami (12-6)...Contributed four tackles and two passes defended, including a key break-up at the goal line late in the game, vs. Tampa Bay (12-19)...Named All-Rookie by *Football News*, *Pro Football Writers of America*, and *Pro Football Weekly*.

**'92 POSTSEASON:** Started and registered two tackles before being replaced by Thane Gash after suffering a left hamstring injury in the second quarter vs. Washington in the NFC Divisional Playoff Game (1-9)...Recorded six tackles vs. Dallas in the NFC Championship Game (1-17).

**CAREER:** Selected in the first round (18th overall) of the '92 draft...First defensive back taken by the 49ers in the first round since Ronnie Lott (1981 — 8th overall)...Highest selection of a Washington player by the Niners since Hugh McElhenny (1952 — 1st round)...Last Washington players chosen by San Francisco were Dennis Brown (No. 2A/47th overall) and Martin Harrison (No. 10/276th overall) in 1990.

**COLLEGE:** Played cornerback at Washington, where he started all 12 games for the Huskies as a fifth-year senior...Earned All-America and All-Pac-10 honors after registering 42 tackles (32 solo), three fumble recoveries, two forced fumbles, an interception, and 10 passes defended...Helped propel the Huskies to a 34-14 Rose Bowl victory over Michigan and a share (with Miami) of the 1991 national championship...Named Defensive MVP of the East-West Shrine Game and participated in the Japan Bowl...Earned All-Pac-10 honors as a junior after tying a career high with 48 total tackles and posting a personal-best three interceptions in 1990...Holds the second best 110-meter hurdle time (13.75) in school history and the seventh best 100-meter mark (10.66) in Husky annals...Participated in the Pac-10 Conference Championships all four years in the 110-meter hurdles, and qualified for the 1990 NCAA Championships in that event...Majored in political science.

**PERSONAL:** Born Dana Eric Hall in Bellflower, CA...Attended Ganesha High in Diamond Bar, CA...Earned All-Hacienda League, All-Pomona Valley, All-San Gabriel Valley, and All-CIF honors as a senior...Named the league's Most Valuable Defensive Back as a junior and was the team's MVP as a sophomore...Also competed in basketball and track...State finalist three straight years in the 110-meter hurdles and captured the event (13.98) as a senior (1987)...Academic All-America in his junior and senior seasons...Served as freshman class president...Graduated with a 3.0 GPA...Youngest of eight children...He married the former Carrie Bartlett during the '93 offseason.

### HALL'S PRO STATISTICS

Year	G/S	Tot.	Tackles		Interceptions		Pass Def.	Fumble Rec./Yds
			Solo	Ast.	No./Yds.			
1992	15/15	48	40	8	2/34	13	1/0	
Playoffs								
1992	2/2	8	7	1	0/0	0	0/0	

OTHER STATS: SACKS - 1992 (1)

### HALL'S PERSONAL NFL BESTS

TOTAL TACKLES - 9 (vs. L.A. Rams - 10-4-92)

SOLO - 8 (vs. L.A. Rams - 10-4-92)

ASSISTS - 1 (several times)

SACKS - 1 (vs. New Orleans - 11-15-92)

SACK YARDAGE - 8 (vs. New Orleans - 11-15-92)

INTERCEPTIONS - 1 (twice; at New Orleans - 9-27-92 & at New England - 10-11-92)

INTERCEPTION RETURN YARDS - 34 (at New England - 10-11-92)

PASSES DEFENSED - 3 (at New Orleans - 9-27-92)

FUMBLE RECOVERIES - 1 (vs. Miami - 12-6-92)

## Merton Hanks • 36

CORNERBACK

IOWA

3RD YEAR

HT: 6-2

WT: 185

BORN: 3-12-68

(D-5A IN '91)



**Pro:** Athletic, durable, intelligent athlete...Exhibits ability to make plays on a consistent basis.

**1992: TEAM LEADER** in tackles amongst defensive backs with 64...Played in the nickel defense and on special teams, while recording five tackles at N.Y. Giants (9-6)...Started in three-cornerback alignment, posted five tackles and intercepted a pass vs. Buffalo (9-13)...Credited with a season-high and then career-high tying seven tackles at N.Y. Jets (9-20)...Also deflected a pass at the line of scrimmage that was intercepted by Larry Roberts...Had three tackles and deflected a pass that was intercepted by Dana Hall at New Orleans (9-27)...Made four tackles, including one special teams stop, vs. L.A. Rams (10-4)...Registered four tackles and a pass defended at New England (10-11)...Started in the nickel alignment, posted a career-high nine tackles, and had a pass defended vs. Atlanta (10-18)...Had three tackles at Phoenix (11-1)...Scored first NFL touchdown on a 48-yard punt return, had two passes defended, including an interception he returned four yards, and recorded six tackles at Atlanta (11-9)...Credited with a pair of tackles, including a fourth-down hit on the Eagles' final play vs. Philadelphia (11-29)...Started in the nickel alignment at Minnesota (12-13) and vs. Detroit (12-28) and had four tackles and a team-high seven tackles, respectively.

**'92 POSTSEASON:** Tallied three tackles vs. Washington in the NFC Divisional Playoff Game (1-9) and two stops vs. Dallas in the NFC Championship Game (1-17).

**1991:** Credited with six tackles along with a pass defended vs. Atlanta (10-13)...Recorded a pass defended, a forced fumble, a fumble recovery, and a career-high/team-high seven tackles (six solo) in his first NFL start vs. Detroit (10-20)...Registered three tackles vs. Kansas City (12-14), and five tackles and a pass defended vs. Chicago (12-23)...Named All-NFL Rookie by *College and Pro Football Newsweekly*.

**CAREER:** Drafted in the fifth round (123rd overall) of '91...Choice acquired by the Niners along with the Packers' fourth-round choice (96th overall, used to draft LB Mitch Donahue) in exchange for San Francisco's third-round (82nd overall) selection.

**COLLEGE:** Established a Hawkeye record with seven blocked kicks...Consensus All-Big Ten and AP second team All-America in '90...Led the Big Ten with 14 passes defended...Recipient of Iowa's "Hustle Award" in '89 and was selected second team All-Big Ten...Graduated with a degree in liberal arts in the fall of '90.

**PERSONAL:** Born Merton E. Hanks in Dallas, TX...Participated in football and track at Dallas (TX) Lake Highlands High...Won district 110-meter hurdles championship (13.7) as a junior...Youngest of six children...Volunteers to speak at many local schools during the off-season...His wife, Marva (Fuller), was a star player on the Iowa women's basketball team...The couple has a daughter (Maya Angelou - 10-18-92) and is expecting their second child this winter...The family lives in San Jose, CA.

### HANKS' PRO STATISTICS

Year	G/S	Tot.	Tackles		Interceptions		Pass Def.	Fumbles Rec./Yds
			Solo	Ast.	No./Yds.			
1991	13/8	37	34	3	0/0	4	2/0	
1992	16/5	64	53	11	2/5	7	0/0	
<b>Career</b>	<b>29/13</b>	<b>101</b>	<b>87</b>	<b>14</b>	<b>2/5</b>	<b>11</b>	<b>2/0</b>	
Playoffs								
1992	2/0	6	5	1	0/0	0	0/0	

**OTHER STATS:** FORCED FUMBLES - 1991 (1); PUNT RETURNS - 1992 (1 for 48t).

### HANKS' PERSONAL NFL BESTS

**TOTAL TACKLES** - 9 (vs. Atlanta - 10-18-92)

**SOLO** - 8 (vs. Atlanta - 10-18-92)

**ASSISTS** - 2 (twice: at N.Y. Giants - 9-6-92 & at N.Y. Jets - 9-20-92)

**PASSES DEFENSED** - 2 (at Atlanta - 11-9-92)

**FORCED FUMBLES** - 1 (vs. Detroit - 10-20-91)

**FUMBLE RECOVERIES** - 1 (twice: vs. Detroit - 10-20-91 & at L.A. Rams - 11-25-91)

**PUNT RETURNS** - 1 (at Atlanta - 11-9-92)

**PUNT RETURN YARDS** - 48 (at Atlanta - 11-9-92)

**LONG PUNT RETURN** - 48t (at Atlanta - 11-9-92)



## Martin Harrison • 56

**LINEBACKER**                      **WASHINGTON**                      **3RD YEAR**  
**HT: 6-5**                      **WT: 256**                      **BORN: 9-20-67**                      **(D-10 IN '90)**

**PRO:** Stayed injury-free in 1992 and began to show promise... Demonstrated the ability to be an effective pass rusher and make solid contributions on special teams.

**1992:** Posted three tackles, including a career-high 1.5 sacks for four yards, and two forced fumbles vs. Atlanta (10-18)...Credited with two tackles, including a sack for six yards, at Atlanta (11-9)...Registered a sack in his first career start vs. Detroit (12-28)... Appeared on special teams throughout the year.

**'92 POSTSEASON:** Contributed a tackle, a pass defended, and batted a ball back (from the end zone) that was downed inside the five-yard line following a punt vs. Washington in the NFC Divisional Playoff Game (1-9)...Posted four tackles, including one sack for nine yards, vs. Dallas in the NFC Championship Game (1-17).

**1991:** Spent the entire season on the 49ers' practice roster.

**CAREER:** Drafted in the 10th round (276th overall) of '90...Second player taken from Washington by the 49ers (behind Dennis Brown — No. 2A/47th overall) that year...Recorded three special teams tackles and one stop from scrimmage in his first NFL game at New Orleans (9-10)...Placed on I.R. (Sept. 18) for the remainder of the year, due to a nerve injury in his left shoulder.

**COLLEGE:** Three-year starter at strong outside linebacker, following his move from defensive line...**TEAM LEADER** as a senior in '89 with seven sacks, and tied the Huskies' single-season record with 21 tackles for lost yardage...**TEAM LEADER** in '88 with 10 tackles for losses...Played

on the scout team, while red-shirting during the '85 season...Received his degree in sociology with an emphasis on deviant child development (June '90).

**PERSONAL:** Born Martin Allen Harrison in Livermore, CA, before his family moved to Bellevue (WA)...Participated in football and track at Bellevue Newport High...Placed third in the state Junior Olympics decathlon and sixth in the national event...Threw the discus (160-10) and put the shot (52-2)...He and his wife, Debbie, live in Campbell, CA.

#### HARRISON'S PRO STATISTICS

Year	G/S	Tot.	Tackles		Sacks	Interceptions	Fumbles
			Solo	Ast.	No./Yds.	No./Yds.	Rec./Yds.
1990	2/0	4	4	0	0/0	0/0	0/0
1991	0/0		— Did Not Play —				
1992	16/1	12	11	1	3.5/10	0/0	0/0
<b>Career</b>	<b>18/1</b>	<b>16</b>	<b>15</b>	<b>1</b>	<b>3.5/10</b>	<b>0/0</b>	<b>0/0</b>
<b>Playoffs</b>							
1990	0/0		— Did Not Play —				
1992	2/0	5	4	1	1/9	0/0	0/0
<b>Total</b>	<b>2/0</b>	<b>5</b>	<b>4</b>	<b>1</b>	<b>1/9</b>	<b>0/0</b>	<b>0/0</b>

**OTHER STATS: FORCED FUMBLES - 1992 (2).**

#### HARRISON'S PERSONAL NFL BESTS

**TOTAL TACKLES - 4** (at New Orleans - 9-10-90)

**SOLO - 4** (at New Orleans - 9-10-90)

**SACKS - 1.5** (vs. Atlanta - 10-18-92)

**SACK YARDAGE - 6** (at Atlanta - 11-9-92)

**FORCED FUMBLES - 2** (vs. Atlanta - 10-18-92)

## John Johnson • 55

**LINEBACKER**

**CLEMSON**

**3RD YEAR**

**HT: 6-3**

**WT: 230**

**BORN: 5-8-68**

**(D-2B IN '91)**



**PRO:** Young, athletic player...Still looking to make an impact on the 49ers' defense...Has shown glimpses of potential in limited play.

**1992: TEAM LEADER** in interception return yards (56)...Made initial NFL start and returned first professional interception 56 yards for the game-clinching touchdown at N.Y. Giants (9-6)...Posted two tackles, including a sack for 10 yards, and a pass defended vs. Buffalo (9-13)...Credited with three tackles at Phoenix (11-1)...Entered the game in the first quarter at outside linebacker and had an assisted tackle after replacing Bill Romanowski, who moved to inside linebacker when Keith DeLong suffered a sprained left knee, vs. New Orleans (11-15)...Tallied three tackles vs. Philadelphia (11-29).

**'92 POSTSEASON:** Contributed two special teams tackles vs. Washington in the NFC Divisional Playoff Game (1-9)...Registered two tackles vs. Dallas in the NFC Championship Game (1-17) after entering the contest in the second quarter (due to an injury to DeLong).

**1991:** Credited with an assisted tackle at N.Y. Giants (9-2) and one special teams tackle vs. San Diego (9-8), at Minnesota (9-15), and vs. L.A. Rams (9-22)...Made one tackle and had a pass defended at L.A. Raiders (9-29)...Placed on Injured Reserve Nov. 11 of his rookie season, due to a pinched nerve in his neck.

**CAREER:** Second of two second-round choices (54th overall) by the Niners in '91 (Ricky Watters — 45th overall, was the other).

**COLLEGE:** Second team All-ACC as a senior in '90...Had four sacks among his 48 tackles...Played in the Senior Bowl...Started every game in '89...Slowed by a neck injury in '88, but still managed four sacks and nine pressures...*Sporting News* all-freshman in '87...Lettered on the Tigers' indoor track team in '88, running 55 meters (6.41) and 200 meters (22.31)...Majored in industrial education.

**PERSONAL:** Born John Vernard Johnson in LaGrange, GA...*USA Today's* 1986 Georgia Player-of-the-Year...Put the shot (53-4 1/2), tossed the discus (153-2), and ran on the school-record 440 relay team...Second of four children...Single, he lives in LaGrange, GA, during the off-season.

#### JOHNSON'S PRO STATISTICS

Year	G/S	Tot.	Tackles		Sacks	Interceptions	Fumbles
			Solo	Ast.	No./Yds.	No./Yds.	Rec./Yds.
1991	9/0	5	3	2	0/0	0/0	0/0
1992	16/2	19	13	6	1/10	1/56t	0/0
<b>Career</b>	<b>25/2</b>	<b>24</b>	<b>16</b>	<b>8</b>	<b>1/10</b>	<b>1/56t</b>	<b>0/0</b>
Playoffs							
1992	2/0	4	4	0	0/0	0/0	0/0

OTHER STATS: PASSES DEFENSED - 1991 (1), 1992 (3), CAREER (4).

#### JOHNSON'S PERSONAL NFL BESTS

TOTAL TACKLES - 3 (vs. Philadelphia - 11-29-92)

SOLO - 2 (several times)

ASSISTS - 1 (several times)

PASSES DEFENSED - 1 (several times)

INTERCEPTIONS - 1 (at N.Y. Giants - 9-6-92)

INTERCEPTION RETURN YARDS - 56 (at N.Y. Giants - 9-6-92)

LONG INTERCEPTION RETURN - 56t (at N.Y. Giants - 9-6-92)



## Brent Jones • 84

**TIGHT END**

**SANTA CLARA**

**7TH YEAR**

**HT: 6-4**

**WT: 230**

**BORN: 2-12-63**

**(FA IN '87)**

**PRO:** Solidified himself as one of the top tight ends in the NFL by his selection to the Pro Bowl...Has evolved into an integral part of the team's offense...Continuously comes up with high-caliber performances.

**1992:** Named to the 1993 Pro Bowl...Did not report to camp until Aug. 5, due to a contractual holdout...Started and was replaced by

Jamie Williams after suffering a right hamstring strain in the second quarter vs. Buffalo (9-13)...Inactive at N.Y. Jets (9-20) due to right hamstring injury sustained vs. Buffalo (9-13)...Had then season-highs for catches (4) and yards (89), including a key 43-yard reception on the game-winning drive, vs. L.A. Rams (10-4)...Had an 11-yard touchdown reception amongst a then season-high five catches vs. Atlanta (10-18)...Contributed a season-high six catches, including one in which he fumbled, was recovered by the Cardinals, then taken away by Mike Sherrard, who ran 39 yards for a touchdown at Phoenix (11-1)...Had two touchdown catches, including an eight-yard game-winning TD reception with :46 remaining, vs. New Orleans (11-15)...Had a season-high tying six receptions, a season-best 91 receiving yards and caught Joe Montana's first touchdown pass (nine yards) in almost two seasons vs. Detroit (12-28)...Named *College and Pro Football Newsweekly* All-Pro.

**'92 POSTSEASON:** Had four catches, including a 16-yard touchdown reception vs. Washington in the NFC Divisional Playoff Game (1-9)...Caught three passes for 40 yards vs. Dallas in the NFC Championship Game (1-17).

**1991:** Caught five passes for 86 yards before injuring his knee late in the contest vs. San Diego (9-8)...Placed on Injured Reserve Sept. 11, after having surgery on his knee...Had a season-high tying five receptions for 79 yards vs. Phoenix (11-17)...Caught two passes for 65 yards, including a season-long 41-yard reception, at L.A. Rams (11-25).

**1990:** Set **TEAM RECORDS** for receptions (56) and yardage (747) by a tight end...Had a personal-best 125 receiving yards on five catches, including a career-long 67-yard score, vs. Atlanta (9-23)...Recorded his first career multiple-TD game vs. Tampa Bay (11-18) with receiving scores of 11 and four yards (among his six catches for 74 yards)...Hauled in four receptions for 103 yards vs. Washington in the NFC Divisional Playoff Game (1-12).

**1989:** Flourished in his first season as a starter...First starting assignment of his pro career came at Indianapolis (9-10)...Scored on a then career-long 36-yard TD catch at Dallas (10-15)...Had a 17-yard TD reception among five catches (tying then personal best) vs. N.Y. Giants (11-27)...Caught three passes for 24 yards, including an eight-yard TD in the NFC Divisional Playoff Game vs. Minnesota (1-6-90)...Had four receptions, including a 20-yard TD, in the NFC Championship Game vs. L.A. Rams (1-14-90)...Had a seven-yard score on his only catch of game against Denver in Super Bowl XXIV (1-28-90).

**CAREER:** Drafted in the fifth round (135th overall) of the '86 draft by Pittsburgh...Placed on Injured Reserve (neck) during the preseason (8-19-86)...Waived early in the regular season (9-24-86), and signed as a free agent by the Niners (12-24-86) for '87...Pinched a nerve in his neck in the Hall of Fame Game, and placed on I.R. (9-1-87)...Activated (12-4-87), and saw the first action of his NFL career at Green Bay (12-6-87)...Scored his first NFL TD on a three-yard reception at Phoenix (11-6-88).

**COLLEGE:** Four-year starter and three-time All-Western Football Conference selection...His 137 receptions were the third highest total in school history...WFC Offensive Player-of-the-Year and NCAA Division II All-America as a senior in '85...Played in the East-West Shrine Game.

**PERSONAL:** Born Brent Michael Jones in San Jose, CA...Played football and baseball at San Jose (CA) Leland High...Hosts annual golf tournament benefiting Young Life...He and his wife, Dana, have two daughters: Rachel Kimberley (8-24-88) and Courtney Brooke (5-21-90), and live in San Jose, CA.

### JONES' PRO STATISTICS

Year	G/S	No.	Receiving			Long	TD
			Yds.	Avg.			
1987	4/0	2	35	17.5	22	0	
1988	11/0	8	57	7.1	18t	2	
1989	16/16	40	500	12.5	36t	4	
1990	16/16	56	747	13.3	67t	5	
1991	10/9	27	417	15.4	41	0	
1992	15/15	45	628	14.0	43	4	
<b>Career</b>	<b>72/56</b>	<b>178</b>	<b>2384</b>	<b>13.4</b>	<b>67t</b>	<b>15</b>	
Playoffs							
1987	1/0	1	7	7.0	7	0	
1988	3/0	2	17	8.5	11	0	
1989	3/3	8	77	9.6	20t	3	
1990	2/2	4	103	25.8	47	0	
1992	2/2	7	104	14.9	22	1	
Total	11/7	22	308	14.0	47	4	
Pro Bowl							
1993	1/0	3	43	14.3	16	0	

**OTHER STATS:** TOTAL TACKLES - 1987 (11), 1988 (5), 1989 (4), 1990 (2), 1991 (1), 1992 (1) **CAREER** (24); **FORCED FUMBLES** - 1988 (1).


**JONES' NFL HONORS:** Pro Bowl - 1993.

### JONES' PERSONAL NFL BESTS

**RECEPTIONS** - 7 (at L.A. Rams - 12-11-89)  
**RECEIVING YARDS** - 125 (vs. Atlanta - 9-23-90)  
**LONG RECEPTION** - 671 (vs. Atlanta - 9-23-90)  
**TD RECEPTIONS** - 2 (twice: vs. Tampa Bay - 11-18-90 & vs. New Orleans - 11-15-92)  
**FORCED FUMBLES** - 1 (vs. New Orleans - 12-11-88)  
**100+ YARDAGE GAMES** - (2) 125 (vs. Atlanta - 9-23-90), 103 (vs. Washington - 1-12-91)

### JONES' MULTIPLE TD GAMES

Date	Opponent	TD Receptions	Distances
11-18-90	vs. Tampa Bay	2	11,4
11-15-92	vs. New Orleans	2	14,8



## Darin Jordan • 90

**LINEBACKER**                      **NORTHEASTERN**                      **4TH YEAR**  
**HT: 6-2**                      **WT: 245**                      **BORN: 12-4-64**                      **(FA IN '91)**

**PRO:** Reliable, steady athlete...Has become a major contributor on special teams...Able replacement at inside linebacker.

**1992: TEAM LEADER** with 12 special teams tackles...Inactive at N.Y. Giants (9-6) due to a broken middle finger on his left hand suffered vs. L.A. Raiders (8-8)...Tallied a season-high three tackles and

forced a fumble at Atlanta (11-9)...Contributed a pass defended at L.A. Rams (11-22).

**'92 POSTSEASON:** Appeared on special teams vs. Washington in the NFC Divisional Playoff Game (1-9) and vs. Dallas in the NFC Championship Game (1-17).

**1991:** Signed as a Plan B free agent from the L.A. Raiders (4-1)...Replaced Mike Walter (R hamstring) in the second quarter vs. L.A. Rams (9-22) and registered a then season-high four tackles...Made first of five consecutive starts and was credited with four tackles at L.A. Raiders (9-29)...Had two special teams tackles, including one that resulted in a safety, at L.A. Rams (11-25)...Started for Keith DeLong (back) and registered six tackles at Seattle (12-8).

**CAREER:** Drafted in the fifth round (121st overall) of '88 by Pittsburgh...Played in 15 games, starting two...**TEAM LEADER** in forced fumbles and fumble recoveries with three each...Returned an interception 28 yards for a TD vs. Miami (12-18-88)...Released on the final '89 cutdown by the Steelers, signed by the L.A. Raiders (9-19-89), and released two days later...Did not play in the NFL in 1989...Resigned by the Raiders (2-2-90) and released prior to the start of the regular season (9-3-90)...Sat out the entire regular season, before being re-signed by the Raiders (1-2-91) for the '90 playoffs.

**COLLEGE:** Had 207 tackles and 20.5 sacks during his three-year career at Northeastern...All-New England as a junior after recording 65 tackles and six sacks...MVP and quad-captain his senior season, finishing that campaign with 11.5 sacks...Also played basketball...Majored in speech communications.

**PERSONAL:** Born Darin Godfrey Jordan in Stoughton, MA...Earned all-league and all-scholastic honors while playing basketball, football, and track at Stoughton High...Has a 32.5-inch vertical leap...Volunteers time to charitable organizations and is active in the "Say No to Drugs" campaign...He and his wife, Andrea (an East Bay physician), live in Danville, CA.

### JORDAN'S PRO STATISTICS

Year	G/S	Tot.	Tackles		Interceptions No./Yds.	Fumbles Rec./Yds.
			Solo	Ast.		
(Pittsburgh)						
1988	15/3	29	27	2	1/28t	3/0
1989	0/0			— Did Not Play —		
(L.A. Raiders)						
1990	0/0			— Did Not Play —		
(San Francisco)						
1991	15/4	27	25	2	0/0	0/0
1992	15/0	14	12	2	0/0	0/0
<b>Career</b>	<b>45/7</b>	<b>70</b>	<b>64</b>	<b>6</b>	<b>0/0</b>	<b>3/0</b>
Playoffs						
1990	2/0	1	1	0	0/0	0/0
1992	2/0	0	0	0	0/0	0/0

**OTHER STATS: PASSES DEFENSED - 1988 (3), 1991 (1), 1992 (1) CAREER (5); FORCED FUMBLES - 1988 (3), FUMBLE RECOVERIES (3).**

### JORDAN'S PERSONAL NFL BESTS

**TOTAL TACKLES - 9** (at San Diego - 12-11-88 & vs. Miami - 12-18-88)

**SOLO - 9** (at San Diego - 12-11-88 & vs. Miami - 12-18-88)

**ASSISTS - 1** (several times)

**INTERCEPTIONS - 1** (vs. Miami - 12-18-88)

**INTERCEPTION RETURN YARDS - 28** (vs. Miami - 12-18-88)

**LONG INTERCEPTION RETURN - 28t** (vs. Miami - 12-18-88)

**PASSES DEFENSED - 1** (several times)

**FORCED FUMBLES - 2** (at Phoenix - 10-9-88)

**FUMBLE RECOVERIES - 1** (several times)

## Matt LaBounty • 68

**DEFENSIVE END**

**OREGON**

**1ST YEAR**

**HT: 6-3**

**WT: 254**

**BORN: 1-3-69**

**(D-12 IN '92)**



**PRO:** High-effort, persistent defensive lineman...Spent the 1992 season on the 49ers' practice squad...Looks to contribute in '93.

**1992:** Appeared in all five preseason games and subbed along the defensive line...Waived Aug. 31...Re-signed to the practice squad Sept. 1 where he spent the entire season.

**CAREER:** Chosen in the 12th round (327th overall) of the '92 draft...Second consecutive year the Niners took a player from Oregon — Tony Hargain (8th round/222nd overall) was picked in the '91 draft.

**COLLEGE:** Finished career as Oregon's all-time record-holder with 23.5 sacks...Started 32 of his final 35 games and handled snapping duties for field goals and placements...Despite missing two contests with a knee injury, he earned honorable mention All-Pac-10 honors as a senior after posting 36 tackles...Tabbed honorable mention All-America and second team All-Pac-10 after recording 55 tackles, 17 stops for 86 yards in losses and a career-high 10 sacks as a junior...All-Pac-10 honorable mention selection after starting every contest and posting a career-high 66 tackles as a sophomore in 1989...Registered 20 tackles in a reserve role in '88...Majored in sociology.

**PERSONAL:** Born Matthew James LaBounty in San Francisco, CA...Attended San Marin (CA) High where he garnered All-Bay Area second team and All-Marin County honors as a two-way lineman during his junior and senior seasons...Didn't play organized football until his sophomore year...Placed second on the team in tackles, while posting nine sacks and three fumble recoveries as a senior... Single, he lives in Novato, CA.



# Amp Lee • 22

**RUNNING BACK**      **FLORIDA STATE**      **2ND YEAR**  
**HT: 5-11**      **WT: 200**      **BORN: 10-1-71**      **(D-2 IN '92)**

**PRO:** Steady, bright athlete...Displayed athletic ability when called upon in '92...All-around back who is equally effective as a runner, receiver, or kick returner...Possesses qualities needed to be a successful NFL player.

**1992:** Returned one kickoff 27 yards and replaced Ricky Watters at running back on the game's final series, rushing three times for four yards, in his NFL debut at N.Y. Giants (9-6)...Had a career-long 33-yard kickoff return at New Orleans (9-27)...Relieved Watters during one series in the second half and averaged 19 yards on two kickoff returns at Phoenix (11-1)...Rushed for 26 yards and had a special teams fumble recovery at Atlanta (11-9)...Replaced Watters (L shoulder) late in the first quarter and rushed 11 times for 25 yards vs. Philadelphia (11-29)...Made initial NFL start (in place of injured Watters) vs. Miami (12-6) and scored his first career rushing touchdown...Started for the second consecutive week in place of Watters (L shoulder) and established career-highs for rushes (23), rushing yards (134), and touchdowns (2 - 1 rushing, 1 receiving) at Minnesota (12-13)...Named NFC Offensive Player-of-the-Week for his performance against the Vikings...Made third consecutive start vs. Tampa Bay (12-19)...Rushed for a team-high 44 yards and caught an eight-yard touchdown pass vs. Detroit (12-28)...Selected *All-Rookie* by *Pro Football Weekly* and *College and Pro Football Newsweekly*.

**'92 POSTSEASON:** Dressed, but did not play vs. Washington in the NFC Divisional Playoff Game (1-9)...Replaced Ricky Watters for one play and rushed for six yards vs. Dallas in the NFC Championship Game (1-17).

**CAREER:** Chosen in the second round (45th overall) of the '92 draft...Second running back from Florida State taken by the 49ers in the last three years — Dexter Carter (1st round/25th overall - 1990) was the other...Drafted as an underclassman.

**COLLEGE: TEAM LEADER** in rushing with 977 yards and 11 touchdowns during his junior campaign...All-South Independent selection as a sophomore in 1990, after rushing for a team-leading 825 yards and 16 TDs (scoring 108 points)...The 16-TD total ranks second on the Seminoles' all-time single-season scoring charts behind Greg Allen (20 - 1982)...Played behind current 49ers' running back Dexter Carter as a freshman (1989) and finished with 290 yards on 61 carries and three TDs, while catching 10 passes for 272 yards and three more TDs...Scored on two of his first three carries in his initial collegiate action vs. Tulane (9-23-89)...Had his first 100-yard rushing performance (110 yards on 25 attempts) vs. Auburn (10-21-89)...Physical education major.

**PERSONAL:** Born Anthonia Wayne Lee in Chipley, FL...Earned *USA Today* honorable mention All-America and Class 2A all-state honors as well as *Pensacola News Journal* All-Northwest Florida as a senior...Led his Chipley (FL) High team to the state finals as he rushed for 979 yards on 155 carries...Ran for over 4,000 yards and scored 68 TDs as a tailback and picked off 25 passes as a safety during his three-year career...Also excelled as a guard in basketball, leading Chipley to the Class 2A state finals.

## LEE'S PRO STATISTICS

Year	G/S	No.	Rushing				Att.	Receiving			
			Yds.	Avg.	Long	TD		Yds.	Avg.	Long	TD
1992	16/3	91	362	4.0	43	2	20	102	5.1	17	2
Playoffs											
1992	1/0	1	6	6.0	6	0	0	0	0.0	0	0

		Kickoff Returns				
Year	No.	Yds.	Avg.	Long	TD	
1992	14	276	19.7	33	0	
Playoffs						
1992	0	0	0.0	0	0	

OTHER STATS: TACKLES - 1992 (3); FUMBLE RECOVERIES - 1992 (1 for 0)  
 LEE'S NFL HONORS: All-Rookie - 1992.

### LEE'S 1992 GAME-BY-GAME

Date	Opponent	No.	Rushing				Receiving				
			Yds.	Avg.	LG	TD	No.	Yds.	Avg.	LG	TD
9-6	at N.Y. Giants	3	4	1.3	2	0	0	0	0.0	0	0
9-13	vs. Buffalo	0	0	0.0	0	0	0	0	0.0	0	0
9-20	at N.Y. Jets	2	5	2.5	4	0	1	4	4.0	4	0
9-27	at New Orleans	0	0	0.0	0	0	0	0	0.0	0	0
10-4	vs. L.A. Rams	0	0	0.0	0	0	0	0	0.0	0	0
10-11	at New England	0	0	0.0	0	0	0	0	0.0	0	0
10-18	vs. Atlanta	9	35	3.9	8	0	0	0	0.0	0	0
11-1	at Phoenix	1	6	<b>6.0</b>	6	0	0	0	0.0	0	0
11-9	at Atlanta	6	26	4.3	7	0	0	0	0.0	0	0
11-15	vs. New Orleans	0	0	0.0	0	0	0	0	0.0	0	0
11-22	at L.A. Rams	0	0	0.0	0	0	0	0	0.0	0	0
11-29	vs. Philadelphia	11	25	2.3	8	0	3	8	2.6	5	0
12-6	vs. Miami	16	58	3.6	9	1	4	22	5.5	6	0
12-13	at Minnesota	<b>23</b>	<b>134</b>	5.8	<b>43</b>	<b>1</b>	4	7	1.7	4	1
12-19	vs. Tampa Bay	10	25	2.5	10	0	1	5	5.0	5	0
12-28	vs. Detroit	10	44	4.4	12	0	7	<b>56</b>	<b>8.0</b>	<b>17</b>	<b>1</b>

### Kickoff Returns

Date	Opponent	No.	Yds.	Avg.	LG	TD
9-6	at N.Y. Giants	1	27	27.0	27	0
9-13	vs. Buffalo	<b>3</b>	<b>56</b>	18.6	20	0
9-20	at N.Y. Jets	0	0	0.0	0	0
9-27	at New Orleans	1	33	<b>33.0</b>	<b>33</b>	0
10-4	vs. L.A. Rams	2	24	12.0	16	0
10-11	at New England	0	0	0.0	0	0
10-18	vs. Atlanta	2	29	14.5	26	0
11-1	at Phoenix	2	38	19.0	20	0
11-9	at Atlanta	1	28	28.0	28	0
11-15	vs. New Orleans	2	41	20.5	21	0
11-22	at L.A. Rams	0	0	0.0	0	0
11-29	vs. Philadelphia	0	0	0.0	0	0
12-6	vs. Miami	0	0	0.0	0	0
12-13	at Minnesota	0	0	0.0	0	0
12-19	vs. Tampa Bay	0	0	0.0	0	0
12-28	vs. Detroit	0	0	0.0	0	0

## LEE'S 1992 POSTSEASON GAME-BY-GAME

Date	Opponent	No.	Rushing				No.	Receiving			
			Yds.	Avg.	LG	TD		Yds.	Avg.	LG	TD
1-9	vs. Washington		— Did Not Play —					— Did Not Play —			
1-17	vs. Dallas	1	6	6.0	6	0	0	0	0.0	0	0

### LEE'S PERSONAL NFL BESTS

**RUSHES** - 23 (at Minnesota - 12-13-92)  
**RUSHING YARDS** - 134 (at Minnesota - 12-13-92)  
**LONG RUSH** - 43 (at Minnesota - 12-13-92)  
**TD RUSHES** - 1 (twice: vs. Miami - 12-6-92 & at Minnesota - 12-13-92)  
**RECEPTIONS** - 7 (vs. Detroit - 12-28-92)  
**RECEIVING YARDS** - 56 (vs. Detroit - 12-28-92)  
**LONG RECEPTION** - 17 (vs. Detroit - 12-28-92)  
**TD RECEPTIONS** - 1 (twice: at Minnesota - 12-13-92 & vs. Detroit - 12-28-92)  
**KICKOFF RETURNS** - 3 (vs. Buffalo - 9-13-92)  
**KICKOFF RETURN YARDS** - 56 (vs. Buffalo - 9-13-92)  
**LONG KICKOFF RETURN** - 33 (at New Orleans - 9-27-92)  
**100+ YARDAGE GAMES** - (1) 134 (at Minnesota - 12-13-92)

### LEE'S MULTIPLE TD GAMES

Date	Opponent	TDS	Distances
12-13-92	at Minnesota	1 R, 1 P	3,2



## Marc Logan • 43

**FULLBACK**                      **KENTUCKY**                      **6TH YEAR**  
**HT: 5-11**                      **WT: 222**                      **BORN: 5-9-65**                      **(FA IN '92)**

**PRO:** Made an immediate impact on the 49ers' special teams in '92...Invaluable performer...Versatile, hard-working running back...Likable athlete who is an unequivocal team player.

**1992:** Signed by the 49ers as a Plan B free agent from Miami...

**TEAM LEADER** in kickoff returns (22) and kickoff return yardage (478)...Averaged 22.5 yards on two kickoff returns and had one special teams tackle in 49ers' debut at N.Y. Giants (9-6)...Had a 31-yard kickoff return and posted one special teams tackle vs. L.A. Rams (10-4)...Averaged 13 yards on two carries and posted three special teams tackles vs. Atlanta (10-18)...Returned a kickoff a season-high 82 yards that set up a 49ers' touchdown vs. Miami (12-6)...Made his initial start as a 49er in place of Tom Rathman (neck) vs. Detroit (12-28) and scored his first touchdown of the season (a one-yard rush).

**'92 POSTSEASON:** Returned two kickoffs 27 yards vs. Washington in the NFC Divisional Playoff Game (1-9)...Had three kickoff returns, including a 50-yarder, and one special teams tackle vs. Dallas in the NFC Championship Game (1-17).

**1991:** Appeared on special teams in all 16 games for the Dolphins and averaged 15.9 yards on 12 kickoff returns...Blocked punts vs. New England (11-10) and at Chicago (11-24).

**1990:** Established career highs, and ranked second on the team, in rushes (79) and rushing yards (317)...**TEAM LEADER** in kickoff returns (20), kickoff return yards (367), and kickoff return average (18.4)...Scored his first offensive TD as a Dolphin with an 11-yard run vs. N.Y. Jets (10-7)...Led the Dolphins in rushing three straight games including a season-high 62 yards on 14 attempts vs. Phoenix (11-4)...Appeared in two postseason contests and set the team's single-game playoff record with eight kickoff returns at Buffalo (1-12-91).

**CAREER:** Selected in the fifth round (130th overall) of the '87 draft by Cincinnati...Waived in the preseason (9-7), and re-signed to the Bengals' replacement team (9-25)...Had 95 yards on 14 carries, including a personal NFL-long 51-yard TD run, in a starting assignment vs. San Diego (10-4), and registered a career-high 103 yards on 16 carries at Seattle (10-11)...Released by Cincinnati (10-19) and claimed on waivers by Cleveland (10-20)...Released by the Browns (11-5), then re-signed (11-7) and finished the season with Cleveland...Released during training camp (8-4-88)...Signed again by Cincinnati (10-4), and played in nine games in 1988...Signed as a Plan B free agent by the Dolphins from Cincinnati (2-16-89)...His **TEAM LEADING** kickoff returns for the Dolphins (24 for 613 yards and a 25.5 average per return) ranked second in the AFC and third in the NFL...Recovered a blocked punt for a score vs. Buffalo (9-10)...Accounted for the Dolphins' only score at Houston (10-1-89) by returning a kickoff 97 yards for a TD...Suffered partial tear of his medial collateral ligament vs. Green Bay (10-22) and was placed on Injured Reserve Oct. 25, but the injury did not require surgery and he was activated Dec. 6, after missing six games.

**COLLEGE:** Three-year starter at Kentucky...Finished his senior campaign as the Wildcats' second leading rusher with 546 yards and five TDs, while playing fullback...Scored three TDs and was the **TEAM LEADER** with 715 rushing yards and 1,314 all-purpose yards as a junior fullback...Earned his degree in political science.

**PERSONAL:** Born Marc Anthony Logan in Lexington, KY...Attended Lexington (KY) Bryan Station High, where he participated in football and track...MVP and three-time all-state gridder...Voted the state's best running back after rushing for 1,587 yards and 14 TDs as a senior...Lettered four years in track, earning MVP honors twice...Member of the state champion relay team and captured the state title in the 100-meter dash with a time of 10.3 as a senior...He and his son, Marc Anthony II (3-18-89), live in Lexington, KY, during the offseason.

#### LOGAN'S PRO STATISTICS

Year	G/S	Att.	Rushing				TD	No.	Receiving			TD
			Yds.	Avg.	Long	Yds.			Avg.	Long		
(Cincinnati)												
1987	3/3	37	203	5.5	51	1	3	14	4.6	18	0	
1988	9/0	2	10	5.0	9	0	2	20	10.0	17	0	
(Miami)												
1989	10/4	57	201	3.5	14	0	5	34	6.8	11	0	
1990	16/0	79	317	4.0	17	2	7	54	7.7	12	0	
1991	16/0	4	5	1.3	2	0	0	0	0.0	0	0	
(San Francisco)												
1992	16/0	8	44	5.5	26	1	2	17	8.5	13	0	
<b>Career</b>	<b>70/7</b>	<b>187</b>	<b>780</b>	<b>4.2</b>	<b>51</b>	<b>4</b>	<b>19</b>	<b>139</b>	<b>7.3</b>	<b>18</b>	<b>0</b>	
Playoffs												
(Cincinnati)												
1988	1/0	0	0	0.0	0	0	0	0	0.0	0	0	
(Miami)	2/0	12	33	1.9	7	0	2	8	4.0	6	0	
1990												
(San Francisco)												
1992	2/0	0	0	0.0	0	0	0	0	0.0	0	0	
<b>Total</b>	<b>5/0</b>	<b>12</b>	<b>33</b>	<b>1.9</b>	<b>7</b>	<b>0</b>	<b>2</b>	<b>8</b>	<b>4.0</b>	<b>6</b>	<b>0</b>	

Year	No.	Kickoff Returns		Long	TD
		Yds.	Avg.		
(Cincinnati)					
1987	3	31	10.3	16	0
1988	4	80	20.0	24	0
(Miami)					
1989	24	613	25.5	97	1
1990	20	367	18.4	35	0
1991	12	191	15.9	31	0
(San Francisco)					
1992	22	478	21.7	82	0
<b>Career</b>	<b>85</b>	<b>1760</b>	<b>20.7</b>	<b>97</b>	<b>1</b>
Playoffs					
(Cincinnati)					
1988	0	0	0.0	0	0
(Miami)					
1990	9	162	18.0	44	0
(San Francisco)					
1992	5	106	21.2	50	0
Total	14	268	19.1	50	0

**OTHER STATS: TACKLES:** 1987 (3), 1988 (7), 1989 (4), 1990 (3), 1991 (10), 1992 (9), **CAREER (36); KICKOFF RETURNS FOR TDS:** 1989 (1), **CAREER (1)**

#### LOGAN'S PERSONAL NFL BESTS

**RUSHING YARDS** - 103 (at Seattle - 10-11-87)  
**RUSHING ATTEMPTS** - 16 (twice; at Seattle - 10-11-87 & vs. New England 12-10-89)  
**RUSHING TDS** - 1 (several times)  
**LONG TD RUSH** - 51 (vs. San Diego - 10-4-87)  
**LONG RUSH** - 51 (vs. San Diego - 10-4-87)  
**RECEPTIONS** - 2 (several times)  
**RECEIVING YARDS** - 21 (vs. New England - 12-10-89)  
**LONG RECEPTION** - 18 (vs. Cleveland - 10-18-87)  
**KICKOFF RETURNS** - 8 (at Buffalo - 1-12-91)  
**LONG KICKOFF RETURN** - 97 (at Houston - 10-1-89)  
**100+ YARDAGE GAMES** - (1) 103 (at Seattle - 10-11-87)



## Tim McDonald • 46

**SAFETY**                      **SOUTHERN CALIFORNIA**                      **7TH YEAR**  
**HT: 6-2**                      **WT: 215**                      **BORN: 1-6-65**                      **(FA IN '93)**

**PRO:** Hard-hitting, durable strong safety...Sure tackler, intelligent athlete who possesses big-play capabilities...Pro Bowl performer...Has gained the respect of opponents...Signed as an unrestricted free agent by the 49ers during the '93 offseason from Phoenix.

**1992:** Selected to the 1993 Pro Bowl...Started all 16 games and was the **TEAM LEADER** in tackles with 107...Registered a team-leading 10 tackles vs. Philadelphia (9-13)...Posted a season- and team-high 11 tackles (10 solo) at N.Y. Giants (10-11)...Credited with a team-leading eight tackles and had a fumble recovery vs. San Francisco (11-1)...Recorded a team-high 10 tackles at Washington (11-29)...Had an interception and a fumble recovery vs. N.Y. Giants (12-12).

**1991:** Earned Pro Bowl recognition despite missing the season's final three games after suffering leg injuries (fractured fibula and chip ankle fracture) in practice the day after Thanksgiving...Opened the campaign with back-to-back 10-tackle games at L.A. Rams (9-1) and at

Philadelphia (9-8)...Also had an interception against the Rams...Reached the 10-tackle plateau, including eight solo stops, at Minnesota (10-13)...Had a pair of interceptions on successive fourth-quarter possessions to help preserve a victory vs. Atlanta (10-20)...Had a team and season-high 11 tackles and an interception vs. Minnesota (10-27)...Played every defensive down in back-to-back games vs. N.Y. Giants (11-10) and at San Francisco (11-17).

**1990: TEAM LEADER** in tackles (132) and interceptions (four)...Had five solo tackles and returned an interception 38 yards to help set up a score at Philadelphia (9-16)...Posted a team-high 12 solo stops vs. Chicago (10-28) and contributed 11 tackles at Miami (11-4)...Credited with a season-high 15 tackles vs. N.Y. Giants (12-23).

**1989:** Posted career-highs in tackles (155) and interceptions (7) to lead team in both categories...**NFC LEADER** with 170 interception return yards...Contributed nine solo tackles, three passes defended, and a fumble recovery that set up a touchdown vs. Atlanta (10-22)...Had a pair of interceptions in back-to-back games vs. N.Y. Giants (11-5) and vs. Dallas (11-12)...Returned one of those interceptions 53 yards for a touchdown against the Cowboys and was named NFC Defensive Player-of-the-Week for his performance...Posted a career-high 15 solo tackles (16 total stops) vs. Washington (12-3).

**CAREER:** Selected in the second round (34th overall) of the 1987 draft by the Cardinals...Missed all but the final three games of his rookie season due to a fractured left ankle suffered in the preseason...**TEAM LEADER** in tackles with 115 in '88...Made first career start at free safety vs. Dallas (9-12)...Contributed 11 tackles, a sack, and a forced fumble vs. Washington (10-16)...Tallied 11 tackles in back-to-back games at Dallas (10-31) and vs. San Francisco (11-6)...Had a season-high 12 solo tackles, a sack, and a forced fumble vs. N.Y. Giants (12-4).

**COLLEGE:** Registered 325 tackles and 11 interceptions as a three-year starter for Southern California...Consensus All-America...Prominent member of a distinguished list of All-America USC safeties that includes Ronnie Lott, Dennis Smith, Dennis Thurman, Charles Phillips, Artimus Parker, Mike Battle, and Mark Carrier...Finalist as a senior for the Jim Thorpe Award presented to the top defensive back in the country...Named Defensive Player-of-the-Game in the 1987 East-West Shrine Game...Majored in business administration.

**PERSONAL:** Born Timothy McDonald in Fresno, CA...Attended Edison (CA) High where he was voted prep All-America, All-California, All-Northern California, all-metro, and league MVP at both safety and quarterback...Completed 56.9 percent of his passes for 2,739 yards and 30 touchdowns, while rushing for 400 yards and six touchdowns as a senior...Defensively, he had five interceptions and 123 tackles...During the 1993 season, Tim will donate \$2,000 for every 49er victory to the Boys and Girls Clubs of the Bay Area as part of his community involvement...He and his wife, Alycia, have two sons: (Timothy, Jr. - 1-26-91) and (Tevin - 7-17-92)...The family lives in Fresno, CA, during the offseason.

#### MCDONALD'S PRO STATISTICS

Year (Phoenix)	G/S	Tot.	Tackles		Interceptions		Fumble Rec./Yds
			Solo	Ast.	No./Yds.	Pass Def.	
1987	3/0	7	7	0	0/0	2	0/0
1988	16/15	115	101	4	2/11	8	1/9
1989	16/16	155	102	53	7/170	16	1/1
1990	16/16	132	101	31	4/63	8	1/0
1991	13/13	96	81	15	5/36	11	1/0
1992	16/16	107	89	18	2/35	7	3/2
<b>Career</b>	<b>80/76</b>	<b>612</b>	<b>481</b>	<b>121</b>	<b>20/315</b>	<b>52</b>	<b>7/12</b>

**OTHER STATS:** FORCED FUMBLES - 1988 (4), 1990 (1), 1992 (1), CAREER (6); SACKS - 1988 (2 for 21), 1992 (4 for 5.5); BLOCKED FIELD GOAL - 1988 (1); BLOCKED PAT - 1988 (1); BLOCKED PUNT - 1988 (1); PUNT RETURNS - 1988 (1 for 0 yards).

**MCDONALD'S NFL HONORS:** Pro Bowl - 1990, 1992-93.

#### MCDONALD'S PERSONAL NFL BESTS

**TOTAL TACKLES** - 16 (vs. Washington - 12-3-89)  
**SOLO** - 15 (vs. Washington - 12-3-89)  
**ASSISTS** - 8 (vs. Washington - 9-30-90)  
**SACKS** - 1 (twice: vs. Washington - 10-16-88 & vs. N.Y. Giants - 12-4-88)  
**INTERCEPTIONS** - 2 (several times)  
**INTERCEPTION RETURN YARDS** - 95 (vs. Dallas - 11-12-92)  
**LONG INTERCEPTION RETURN** - 53t (vs. Dallas - 11-12-92)  
**PASSES DEFENSED** - 3 (vs. Atlanta - 10-22-89)  
**FORCED FUMBLES** - 1 (several times)  
**FUMBLE RECOVERIES** - 1 (several times)  
**BLOCKED PAT** - 1 (vs. N.Y. Giants - 12-4-88)  
**BLOCKED FIELD GOAL** - 1 (vs. Pittsburgh - 10-9-88)  
**BLOCKED PUNT** - 1 (vs. Philadelphia - 11-27-88)

## Mike McGruder • 26



**CORNERBACK**                      **KENT**                      **4TH YEAR**  
**HT: 5-10**                      **WT: 180**                      **BORN: 5-6-62**                      **(FA IN '92)**

**PRO:** Enthusiastic, talented athlete...Extremely fast runner who possesses good coverage skills...Adds quality depth in the secondary.

**1992:** Spent entire training camp with Miami before being released on the final cutdown Aug. 31...Signed by the Niners as a free agent Oct.

6, and made two special teams tackles in his 49ers' debut at New England (10-11)...Had six tackles and two passes defended, including one which he tipped that was intercepted by Eric Davis, vs. Atlanta (10-18)...Started and posted a career-high nine tackles, had a pass defended, and recovered a fumble at Atlanta (11-9)...Did not play vs. New Orleans (11-15) due to a right hamstring injury sustained at Atlanta (11-9).

**'92 POSTSEASON:** Contributed one tackle vs. Washington in the NFC Divisional Playoff Game (1-9) and posted two stops vs. Dallas in the NFC Championship Game (1-17).

**1991:** Played in all 16 games and started the first five at left cornerback...Had a season-high seven tackles at Detroit (9-15)...Recovered a fumble that set up a field goal vs. Tampa Bay (12-1).

**1990:** Made only appearance of the year in the season opener at New England (9-9)...Suffered separated shoulder in practice Sept. 13, and was placed on Injured Reserve for the remainder of the season.

**CAREER:** Signed by Green Bay prior to the '89 season and appeared in two games before being released Sept. 18...Re-signed to the Packers' practice squad Sept. 19, for the remainder of the season...Three-year starter (1986-88) for the Saskatchewan Roughriders of the Canadian Football League...Posted a career-high seven interceptions in '88.

**COLLEGE:** Four-year starter...Served as captain of the football team and was named all-conference his senior year (1984)...Also was named all-conference in track his junior and senior seasons...Earned a degree in business management.

**PERSONAL:** Born Michael J.P. McGruder in Cleveland, OH...Attended Cleveland Heights (OH) High where he was inducted into the school's Hall of Fame April 25, 1991...An active member of Athletes In Action...He and his wife, Juanita, have two daughters: Jenerra Monee (4-10-88) and Dior Tiffany (3-22-91)...They live in Arlington, TX.

### 49ERS AGAINST THE AFC CENTRAL

San Francisco, which plays the AFC Central in 1993, holds a 16-11 advantage over its three teams (Cleveland, Cincinnati and Pittsburgh) since the NFL-AFL Merger in 1970.

### McGRUDER'S PRO STATISTICS

Year (CFL)	G/S	Tot.	Tackles		Interceptions		Pass Def.	Fumbles
			Solo	Ast.	No./Yds.	Rec.		
1986	14/14	58	36	22	5/35	16	1	
1987	14/14	69	53	16	5/26	7	4	
1988	18/18	59	46	13	7/89	18	2	
(Green Bay)								
1989	2/0	2	2	0	0/0	0	1	
(Miami)								
1990	1/0	0	0	0	0/0	0	0	
1991	16/5	27	26	1	0/0	4	0	
(San Francisco)								
1992	9/2	19	18	1	0/0	4	1	
CFL Total	46/46	186	135	51	17/150	41	7	
NFL Total	28/7	48	46	2	0/0	8	3	
<b>Career</b>	<b>74/53</b>	<b>234</b>	<b>181</b>	<b>53</b>	<b>17/150</b>	<b>49</b>	<b>10</b>	

OTHER STATS: FORCED FUMBLES - 1986 (1); SACKS - 1987 (1); BLOCKED FIELD GOAL - 1987 (1).

### McGRUDER'S PERSONAL NFL BESTS

TOTAL TACKLES - 9 (at Atlanta - 11-9-92)

SOLO - 8 (at Atlanta - 11-9-92)

PASSES DEFENSED - 2 (vs. Atlanta - 10-18-92)

## Guy McIntyre • 62

GUARD

GEORGIA

10TH YEAR

HT: 6-3

WT: 265

BORN: 2-17-61

(D-3 IN '84)



**PRO:** Consistent, professional-like performer...Continues to play at all-pro caliber...Has respect of teammates and opponents.

**1992:** Selected as a starter to the 1993 Pro Bowl...Started and played at left guard until being replaced by Ralph Tamm in the fourth quarter at N.Y. Giants (9-6), at N.Y. Jets (9-20), vs. Atlanta (10-18), and at Atlanta (11-9)...Played the entire game at left guard Weeks 2, 4-6, 8, 10-16...Selected All-NFC by *Pro Football Weekly* and All-Pro by *College and Pro Football Weekly* and *USA Today*.

**'92 POSTSEASON:** Started and played the entire game at left guard vs. Washington in the NFC Divisional Playoff Game (1-9) and vs. Dallas in the NFC Championship Game (1-17).

**1991:** Played the entire game at left guard in 14 of 16 weeks...The 100th game of his NFL career came vs. San Diego (9-8) when he started and was replaced at left guard late in the contest...Came up with a critical fumble recovery inside the 49ers' five-yard line late in the game vs. Phoenix (11-17)...Started, but replaced at left guard in the fourth quarter, vs. Chicago (12-23)...Selected All-NFC and as a starter for the '92 Pro Bowl.

**1990:** Selected to play in the '91 Pro Bowl...UPI All-NFC.

**1989:** Did not report to camp until Aug. 25 due to a contractual holdout...Subbed at right guard Weeks 1-3...Claimed the starting left guard position in Week 4 vs. L.A. Rams (10-1)...Named to his first Pro Bowl.

**CAREER:** Drafted in the third round (73rd overall) of '84...Lined up as a blocking back in the "Angus" formation during the '84 playoffs...First NFL TD came on a fumble recovery at Detroit (10-20-85) on a mishandled snap during a punt attempt...Started the '85 regular season finale against Dallas (12-22) and the NFC Wild Card Playoff Game at N.Y. Giants (12-29)...Subbed at right and left guard early in '86...Started at New England (12-4), vs. L.A. Rams (12-19), and in the NFC Divisional Playoff Game at N.Y. Giants (1-4-87)...Won the starting left guard job in training camp and '87 pre-season contests...Broke a bone in his right foot at New Orleans (10-25)...Placed on I.R. Oct. 31, for the remainder of the year...Caught a 17-yard TD pass on the first reception of his NFL career, while lining up at tight end vs. Atlanta (9-18-88)...Did not start Weeks 13-14 of '88 due to a left knee injury.

**COLLEGE:** Recruited as a tight end, but moved to tackle as a sophomore...Started his last two seasons...All-SEC (AP and UPI) and second team AP All-America as a senior...Won the SEC's Jacob's Blocking Trophy in '83 as the outstanding offensive lineman...Played on the Bulldogs' team that featured Herschel Walker...Played in the Japan Bowl.

**PERSONAL:** Born Guy Maurice McIntyre in Thomasville, GA...Competed in football, basketball, and track at Thomasville (GA) High...Active in local Christian activities...Cousin is Detroit tackle Lomas Brown...Has three children: Dejon Andrew (1-23-83), Mallory Monique (7-20-90), and Ariel Michelle (7-28-91)...He and his wife, Michelle, live in Fremont, CA.

**McINTYRE'S PRO STATS: REGULAR SEASON GAMES/STARTS** - 1984 (16/0), 1985 (15/3), 1986 (16/2), 1987 (3/3), 1988 (16/12), 1989 (16/13), 1990 (16/16), 1991 (16/16), 1992 (16/16) **CAREER** (130/81) **POSTSEASON GAMES/STARTS** - 1984 (3/0), 1985 (1/1), 1986 (1/1), 1988 (3/3), 1989 (3/3), 1990 (2/2), 1992 (2/2), **CAREER** (15/12); **PASS RECEPTIONS** - 1988 (1 for 17 yards); **TACKLES** - 1984 (1), 1986 (5), 1990 (3), **CAREER** (9); **KICKOFF RETURNS** - (1 for 0); TDs - 1985 (1 - on blocked punt), 1988 (1 - on pass reception), **CAREER** (2).

**McINTYRE'S NFL HONORS:** Pro Bowl - 1990-93, All-NFC - 1990, All-Pro - 1989.

#### McINTYRE'S PERSONAL NFL BESTS

**RECEPTIONS** - 1 (vs. Atlanta - 9-18-88)

**RECEIVING YARDS** - 17 (vs. Atlanta - 9-18-88)

**TOTAL TACKLES** - 2 (vs. L.A. Rams - 12-19-86)

**SOLO** - 1 (several times)

**ASSISTS** - 1 (twice: at Atlanta - 12-2-84 & vs. L.A. Rams - 12-19-86)

**FUMBLE RECOVERIES** - 1 (at Detroit - 10-20-85)

**TDS** - 1 (twice: at Detroit - 10-20-85 & vs. Atlanta - 9-18-88)

## Bill Musgrave • 14

**QUARTERBACK**

**OREGON**

**3RD YEAR**

**HT: 6-2**

**WT: 196**

**BORN: 11-11-67**

**(FA IN '91)**

**PRO:** Young, dedicated signal caller...Still seeking opportunity to display talents...Accurate passer who has grasped the 49ers' complex offensive system.

**1992:** Dressed, but did not play, at N.Y. Giants (9-6)...Inactive Weeks 2-14...Placed on Injured Reserve Dec. 15, due to left knee injury.

**1991:** Waived by the Dallas Cowboys at the end of training camp...Signed to the 49ers' practice roster Aug. 28...Activated from the practice roster Nov. 10...Inactive vs. New Orleans (12-1), at Seattle (12-8), and vs. Kansas City (12-14)...Replaced Steve Young late vs. Chicago (12-23) and completed four of five passes for 33 yards, including his first professional TD pass (on an audible), in his NFL debut.

**CAREER:** Drafted in the fourth round (seventh QB...107th overall) of the '91 draft by the Dallas Cowboys.

**COLLEGE:** Finished his four-year Oregon career as the school record holder in 15 different offensive categories, including: career records for Most Pass Attempts (1,106), Completions (643), TD Passes (60), and Completion Percentage (.573)...Led the Ducks to consecutive bowl appear-



ances in his junior and senior seasons (first back-to-back bowl berths since the 1947-48 seasons)...Named All-Pac-10 and honorable mention All-America as a senior...Threw for 392 yards and three TDs vs. Colorado State in the 1990 Freedom Bowl...Set single-game bests for pass attempts (47 vs. Colorado State), completions (31 vs. San Diego State), and tied a personal best for most TDs thrown in a game (3 vs. Colorado State) during his senior campaign...Rallied Oregon to 17 points in the final 18 minutes for a 27-24 victory over Tulsa in the 1989 Independence Bowl...Finished that contest hitting on 23 of 39 passes for 320 yards and two TDs...Threw for a school-record 489 yards vs. Brigham Young (11-4-89)...Is second only to John Elway among all-time Pac-10 quarterbacks in TD passes and third behind Elway and Erik Wilhelm in career passing yardage in conference history...Participated in the East-West Shrine Game, Hula and Japan Bowls following senior season...Earned a degree in finance.

**PERSONAL:** Born William Scott Musgrave in Grand Junction, CO...Played football at Grand Junction (CO) High...Named the Colorado high school Athlete-of-the-Year for 1985 after throwing a state-record 30 TDs...Winner of the Gold Helmet Award as the state's top scholar-athlete...Three-time Pac-10 All-Academic selection and was named the nation's All-Academic Player-of-the-Year...Also received an NCAA post-graduate scholarship and the National Football Foundation's Scholar Athlete Award...Single, he lives in Mt. View, CA.

### MUSGRAVE'S PRO STATISTICS

#### Passing

Year	G/S	Att.	Comp.	Yds.	Pct.	Int.	Long	TD	NFL Rating
1991	1/0	5	4	33	80.0	0	15t	1	133.8
1992	0/0				— Did Not Play —				
Career	1/0	5	4	33	80.0	0	15t	1	133.8
Playoffs									
1992	0/0				— Injured Reserve —				

#### MUSGRAVE'S PERSONAL NFL BESTS

PASSES ATTEMPTED - 5 (vs. Chicago - 12-23-91)

COMPLETIONS - 4 (vs. Chicago - 12-23-91)

PASSING YARDS - 33 (vs. Chicago - 12-23-91)

TD PASSES - 1 (vs. Chicago - 12-23-91)

LONG PASS - 15t (vs. Chicago - 12-23-91)

## Tom Rathman • 44

**FULLBACK**

**NEBRASKA**

**8TH YEAR**

**HT: 6-1**

**WT: 232**

**BORN: 10-7-62**

**(D-3A IN '86)**

**PRO:** Continues in leadership role...Veteran, knowledgeable player with NFL savvy...Powerful, versatile performer...Takes pride in doing the little things that help the team win.

**1992:** Established career-highs for receiving touchdowns (4) and total touchdowns (9)...Posted a career high and established a **TEAM RECORD** for a running back with three receiving touchdowns at N.Y. Giants (9-6)...Had a two-yard touchdown run and combined for 57 all-purpose yards vs. Buffalo (9-13)...Had a one-yard touchdown run and a season-high 15-yard rush at New Orleans (9-27)...Caught a season-high six passes vs. L.A. Rams (10-4)...Had a season-high-tying 37 yards receiving at New England (10-11)...Scored on a one-yard touchdown run, while being used primarily as a blocking back vs. Atlanta (10-18)...Rushed for a two-yard score at Atlanta (11-9)...Provided a key block that allowed Steve Young to score the team's first touchdown vs. New Orleans (11-15)...Had a 27-yard touchdown reception and a one-yard TD rush vs. Miami (12-6)...Missed the first game of his NFL career when he did not dress vs. Detroit (12-28) due to a neck injury.



'92 POSTSEASON: Averaged 5.5 yards on four carries and totaled 30 yards on four receptions vs. Washington in the NFC Divisional Playoff Game (1-9)...Totalled 39 yards rushing and receiving vs. Dallas in the NFC Championship Game (1-17).

**1991: TEAM LEADER** in rushing TDs with six...Scored on TD runs of one and two yards and had two receptions for 21 yards vs. Detroit (10-20)...Had a two-yard TD run that put the 49ers ahead to stay at Philadelphia (10-27)...Rushed for a season-high 34 yards on seven carries (4.9 average) at New Orleans (11-10).

**1990:** Had the 49ers' first two rushing TDs of the season vs. Pittsburgh (10-21)...Had his best rushing game of season (53 yards) and scored a TD at Cincinnati (12-9)...Scored at L.A. Rams (12-17), and had a one-yard TD run vs. Washington in the NFC Divisional Playoff Game (1-12).

**1989: NFC LEADER** among running backs with 73 receptions (bettered only by Seattle FB John L. Williams' 76 catches)...Had an eight-yard TD catch at Philadelphia (9-24), and a career-long 36-yard catch at Dallas (10-15)...Established career highs with 11 receptions and 103 receiving yards vs. New England (10-22)...Had a season-high 77 rushing yards, combined with 43 yards receiving on a team-leading six catches, vs. Atlanta (11-12)...Came up with the first multiple rushing-TD game (2) of his career against Denver in Super Bowl XXIV (1-28-90).

**CAREER:** First of three 49ers' selections in the third round of the '86 draft (56th overall)... Made his initial pro start vs. Indianapolis (10-5-86)...Had his best game with 55 rushing/25 receiving yards vs. N.Y. Jets (12-7), including the team's longest run from scrimmage in '86 — a 29-yard TD gallop...**TEAM LEADER** with 18 special teams tackles...Established career highs with 79 yards rushing on 15 attempts at Seattle (9-25-88)...Had a four-yard TD, and added five receptions for 51 yards, at Chicago in the NFC Championship Game (1-8-89)...His insertion into the starting lineup (at L.A. Rams — 11-1-87) provided the catalyst that lifted the team to a League-leading rushing yardage total (2,237)...Scored on his first 1987 rush from scrimmage (nine yards) against the Rams (11-1).

**COLLEGE:** Rushed for 1,425 yards, and averaged better than six yards-per-carry, during his four-year career...Caught only five passes during that same period...Scored 13 career TDs, the first coming on a pass reception (all the other scores were by rushing)...All-Big Eight as a senior with 881 yards and eight TDs...Had three runs of 50-or-more yards, including a career-long 80-yard scoring burst in '85...Rushed for 381 yards and scored four times as a junior, serving mainly as a blocking back...Saw limited action as a sophomore, following a redshirted '82 season...Was a backup to former 49ers' running back Roger Craig during his first season at Nebraska.

**PERSONAL:** Born Thomas Dean Rathman in Grand Island, NE...Played FB/LB at Grand Island High...Team's 1991 United Way spokesman...He and his wife, Holly, have three daughters: Nicole Christine (10-25-86), Alexandra Elizabeth (2-10-89), and Samantha Lynn (5-11-92)...The family lives in Redwood Shores, a community in Redwood City, CA.

#### RATHMAN'S PRO STATISTICS

Year	G/S	Rushing					Receiving				
		Att.	Yds.	Avg.	Long	TD	No.	Yds.	Avg.	Long	TD
1986	16/1	33	138	4.2	29t	1	13	121	9.3	14	0
1987	12/7	62	257	4.1	35	1	30	329	11.0	29	3
1988	16/16	102	427	4.2	26	2	42	382	9.1	24	0
1989	16/16	79	305	3.9	13	1	73	616	8.4	36	1
1990	16/16	101	318	3.1	22	7	48	327	6.8	28	0
1991	16/16	63	183	2.9	16	6	34	286	8.4	32	0
1992	15/15	57	194	3.4	17	5	44	343	7.8	27	4
<b>Career</b>	<b>107/87</b>	<b>497</b>	<b>1822</b>	<b>3.6</b>	<b>35</b>	<b>23</b>	<b>284</b>	<b>2404</b>	<b>8.5</b>	<b>32</b>	<b>8</b>
Playoffs											
1986	1/0	3	8	2.7	5	0	0	0	0.0	0	0
1987	1/0	1	12	12.0	12	0	2	18	9.0	13	0
1988	3/1	18	86	4.9	22	1	8	87	10.9	22	0
1989	3/3	28	125	4.5	18	2	13	120	9.2	18	0
1990	2/2	5	10	2.0	6	1	4	16	4.0	12	0
1992	2/2	5	28	5.6	12	0	8	63	7.9	12	0
<b>Total</b>	<b>12/8</b>	<b>60</b>	<b>271</b>	<b>4.5</b>	<b>34</b>	<b>4</b>	<b>35</b>	<b>304</b>	<b>8.7</b>	<b>22</b>	<b>0</b>

**OTHER STATS: KICKOFF RETURNS** - 1986 (3 for 66), 1987 (2 for 37), **CAREER** (5 for 103); **POSTSEASON KICKOFF RETURNS** - 1987 (3 for 45), 1989 (1 for 0), **CAREER** (4 for 45); **TACKLES** - 1986 (19), 1987 (6), 1988 (3), 1989 (8), 1990 (5), 1991 (6), **CAREER** (47); **POSTSEASON TACKLES** - 1986 (3), 1987 (1), 1988 (2), 1989 (1), 1990 (1), **CAREER** (8); **FUMBLE RECOVERIES** - 1990 (1).

### RATHMAN'S 1992 GAME-BY-GAME

Date	Opponent	Rushing					Receiving				
		No.	Yds.	Avg.	LG	TD	No.	Yds.	Avg.	LG	TD
9-6	at N.Y. Giants	4	11	2.8	5	0	5	34	6.8	15t	3
9-13	vs. Buffalo	5	20	4.0	6	1	5	37	7.4	14	0
9-20	at N.Y. Jets	2	5	2.5	3	0	2	10	5.0	7	0
9-27	at New Orleans	5	18	3.6	15	1	2	17	8.5	9	0
10-4	vs. L.A. Rams	4	31	7.8	16	0	6	36	6.0	11	0
10-11	at New England	0	0	0.0	0	0	5	37	7.4	15	0
10-18	vs. Atlanta	3	3	1.0	2	1	1	11	11.0	11	0
11-1	at Phoenix	4	19	4.8	13	0	3	23	7.6	18	0
11-9	at Atlanta	4	11	2.8	4	0	1	15	15.0	15	0
11-15	vs. New Orleans	1	3	3.0	3	0	5	33	6.6	18	0
11-22	at L.A. Rams	7	28	4.0	6	0	2	6	3.0	3	0
11-29	vs. Philadelphia	6	25	4.2	17	0	3	29	9.6	13	0
12-6	vs. Miami	5	14	2.8	4	1	1	27	27.0	27t	1
12-13	at Minnesota	3	0	0.0	1	0	2	17	8.5	10	0
12-19	vs. Tampa Bay	4	6	1.5	2	0	1	11	11.0	11	0
12-28	vs. Detroit	— Did Not Play —					— Did Not Play —				

### RATHMAN'S 1992 POSTSEASON GAME-BY-GAME

Date	Opponent	Rushing					Receiving				
		No.	Yds.	Avg.	LG	TD	No.	Yds.	Avg.	LG	TD
1-9	vs. Washington	4	22	5.5	12	0	4	30	7.5	12	0
1-17	vs. Dallas	1	6	6.0	6	0	4	33	8.2	12	0

### RATHMAN'S PERSONAL NFL BESTS

**RUSHES** - 16 (vs. Atlanta - 11-12-89)  
**RUSHING YARDS** - 79 (at Seattle - 9-25-88)  
**LONG RUSH** - 35 (at Green Bay - 12-6-87)  
**TD RUSHES** - 2 (several times)  
**RECEPTIONS** - 11 (vs. New England - 10-22-89)  
**RECEIVING YARDS** - 103 (vs. New England - 10-22-89)  
**LONG RECEPTION** - 36 (at Dallas - 10-15-89)  
**TD RECEPTIONS** - 3 (at N.Y. Giants - 9-6-92)  
**KICKOFF RETURNS** - 3 (at New England - 12-14-86)  
**KICKOFF RETURN YARDS** - 63 (at New England - 12-14-86)  
**LONG KICKOFF RETURN** - 22 (at New England - 12-14-86)  
**TOTAL TACKLES** - 2 (several times)  
**SOLO** - 2 (several times)  
**ASSISTS** - 2 (vs. Indianapolis - 10-5-86)  
**FUMBLE RECOVERIES** - 1 (at Houston - 10-7-90)  
**100+ RECEIVING GAMES** - (1) 103 (vs. New England - 10-22-89)

### RATHMAN'S MULTIPLE TD GAMES

Date	Opponent	TDs	DISTANCES
1-28-90	Denver*	2 R	1,3
10-21-90	vs. Pittsburgh	2 R	1,1
10-20-91	vs. Detroit	2 R	1,2
9-6-92	at N.Y. Giants	3 P	3,15,4
12-6-92	vs. Miami	1 R, 1 P	1,27

\* — Super Bowl XXIV



## Jerry Rice • 80

**WIDE RECEIVER**    **MISSISSIPPI VALLEY STATE**    **9TH YEAR**  
**HT: 6-2**    **WT: 200**    **BORN: 10-13-62**    **(D-1 IN '85)**

**PRO:** One of the most feared receivers in the League...All-time NFL leader in touchdown receptions...Continuing his climb to the top of every receiving category...Simply an amazing athlete.

**1992:** Selected as a starter to the 1993 Pro Bowl...**TEAM LEADER** in receiving yards (1,201) and receptions (84)...Did not report to camp until Aug. 25, due to a contractual holdout...Caught three passes before suffering a concussion in the first quarter vs. Buffalo (9-13) and did not return to the game...Posted a team-high 73 yards receiving and caught first touchdown pass of the season at N.Y. Jets (9-20)...Became the eighth player in NFL history to catch at least one pass in 100 consecutive games vs. L.A. Rams (10-4)...Caught a 32-yard touchdown reception at New England (10-11)...Had three touchdowns (2 receiving, 1 rushing) to become the eighth player in NFL history to reach 100 career scores (102, 6th all-time) vs. Atlanta (10-18)...Named NFC Offensive Player-of-the-Week for his performance against the Falcons...Went over 10,000 total yards (10,001) for his career and scored his 98th NFL receiving touchdown at Atlanta (11-9)...Had a season-high eight receptions and tied Dwight Clark's (105) **TEAM RECORD** for the most consecutive games with at least one reception vs. New Orleans (11-15)...Established a 49er **TEAM RECORD** (surpassing Clark) with at least one reception in 106 consecutive games and tied Don Hutson for second place on the all-time NFL touchdown reception list (99) at L.A. Rams (11-22)...Tied Steve Largent for first place on the all-time NFL touchdown reception list with his 100th career TD catch and tied Hutson (105) for fifth place on the all-time NFL touchdown list vs. Philadelphia (11-29)...Named USA TODAY/Miller Lite NFL Player-of-the-Week and NFC Offensive Player-of-the-Week for his performance against the Eagles...Became the **NFL'S ALL-TIME TD RECEPTION LEADER** (101) and the 9th player in League history to go over 10,000 career receiving yards (10,037) vs. Miami (12-6)...Tied Lance Alworth's NFL record for most consecutive seasons (7) with 1,000 yards receiving at Minnesota (12-13)...Caught two touchdown passes to increase his NFL touchdown reception record to 103 vs. Tampa Bay (12-19)...Extended his streak of at least one reception to 111 games vs. Detroit (12-28).

**'92 POSTSEASON:** Became the 49ers' all-time postseason reception leader (67) surpassing Roger Craig (63) vs. Washington in the NFC Divisional Playoff Game (1-9)...**ESTABLISHED NFL POSTSEASON RECORDS** for most career receptions (75), most total touchdowns career (13) and tied the League mark for most games, 100 or more yards receiving, career (5 — John Stallworth) vs. Dallas in the NFC Championship Game (1-17).

**1991:** **TEAM LEADER** in catches (80), receiving yards (1,206), and TDs (14)...Only reception of the game was a 73-yard TD at N.Y. Giants (9-2)...Became the 16th player in NFL history to surpass 8,000 yards receiving (8,089), had two TD receptions and had his only rush (two yards) of the

### 1992 TOP FIVE NFL RECEIVERS BY YARDS

Player	No.	Yds.	Avg.	Long	TD
Sterling Sharpe (G.B.)	108	1461	13.5	76t	13
Michael Irvin (Dal.)	78	1396	17.9	87t	7
<b>JERRY RICE (S.F.)</b>	<b>84</b>	<b>1201</b>	<b>14.3</b>	<b>80t</b>	<b>10</b>
Andre Rison (Atl.)	93	1119	12.0	71t	11
Fred Barnett (Phi.)	67	1083	16.2	71t	6

season vs. San Diego (9-8)...Hauled in a pair of TD receptions for the second consecutive week at Minnesota (9-15)...Tied Lance Alworth (85) for fourth on the all-time career TD reception list with a 62-yarder vs. L.A. Rams (9-22), and moved alone into fourth place on that list (86) vs. Atlanta (10-13)...His game-winning TD reception vs. New Orleans (12-1) tied Don Maynard (88) for third place on the all-time NFL TD receiving list and Roger Craig (508) for first on the all-time 49ers' reception chart...Moved alone into third place on the all-time NFL TD reception list (89) and with his first catch became the 49ers' all-time reception leader at Seattle (12-8)...Also reached the 1,000-yard receiving mark against the Seahawks...Had a pair of TD receptions vs. Kansas City (12-14) and vs. Chicago (12-23) to increase his career total to 93 and extended his streak of at least one reception to 95 consecutive games.

**1990: Sports Illustrated's NFL Player-of-the-Year...NFL LEADER** in receptions (100) and yardage (1,502)...Set a **TEAM RECORD** and tied an **NFL RECORD** at Atlanta (10-14) for most TDs receiving in a game (five)...Established **TEAM RECORDS** for receptions (13), TDs (five), and points (30)...Had 225 yards receiving to become the 49ers' all-time **TEAM LEADER** with 6,938 yards, surpassing Dwight Clark's 6,750...Named **NFC Co-Offensive Player-of-the-Week** along with Joe Montana for his Week 5 effort against Falcons...Caught eight passes for 101 yards, including three receptions for 40 yards on team's overtime drive, at Cincinnati (12-9)...Became only the fourth player in NFL history to catch at least 100 passes in a season (Art Monk, Washington - 106 in 1984; Charley Hennigan, Houston - 101 in '64; and Lionel Taylor, Denver - 100 in '60)...Tied John Stallworth's **NFL POSTSEASON RECORD** for most career TD receptions (12) vs. Washington in the NFC Divisional Playoff Game (1-12-91).

**1989: NFL LEADER** with 1,483 receiving yards...**LEAGUE LEADER** among wide receivers with 17 TD catches...**TEAM LEADER** with 82 receptions and 17 scores...Scored on a 58-yard catch-and-run late in the fourth quarter of the Colts' game (9-10), providing the points for victory...Set **TEAM RECORDS** for total TDs (64) and receiving TDs (60) vs. New Orleans (11-6)...Added to the **TEAM RECORD** with an eighth game of more than 100 receiving yards vs. Chicago (12-24)...Unanimous selection to the NFL "Team of the 1980s"...Scored on 72- and 13-yard catches in the NFC Divisional Playoff Game vs. Minnesota (1-6-90)...Set a **SUPER BOWL RECORD** with three receiving scores against Denver in Super Bowl XXIV (1-28-90).

**1988: TEAM LEADER** with 1,306 reception yards...His **NFL RECORD** of 13 consecutive games scoring a TD ended at New Orleans (9-4)...Made a 78-yard TD catch with :42 remaining at N.Y. Giants (9-11) to provide the margin for victory...Tied the **TEAM RECORD** for the sixth time with three receiving TDs at Seattle (9-25)...Established a then **TEAM RECORD** with a 96-yard TD reception at San Diego (11-27)...Tied the **POSTSEASON NFL RECORD** and **TEAM RECORD**, and set a **POSTSEASON TEAM RECORD** with three receiving TDs in the NFC Divisional Playoff Game vs. Minnesota (1-1-89)...Had two more receiving TDs in the NFC Championship Game at Chicago (1-8-89)...Named **SUPER BOWL XXIII MVP**, following a **SUPER BOWL RECORD** 215 yards on 11 receptions vs. Cincinnati (1-22-89)...His six '88 postseason TDs tied an **NFL RECORD** (Larry Csonka - '73, Franco Harris - '74, and John Riggins - '83) for most single season playoff scores.

**1987: NFL's MVP** - first 49er since QB John Brodie in '70 so honored...**NFL LEADER** and **TEAM RECORD** setter with 138 points...Most points ever scored by a wide-out, and most points scored by a non-kicker since Redskins' RB John Riggins chalked up 144 points on an NFL-record 24 TDs...First WR to take the scoring crown since Elroy (Crazylegs) Hirsch in '51...Set an **NFL RECORD** with 22 receiving scores...Shattered the previous mark of 18 set by Mark Clayton in '84...Established another **NFL RECORD** by scoring on a pass reception in 13 consecutive games...Made a 25-yard TD catch with no time remaining at Cincinnati (9-20)...Subsequent extra point won the game and launched the 49ers on an eight-game winning streak...Tied the **TEAM RECORD** three times with three TD receptions against: Tampa Bay (11-22), Cleveland (11-29), and Chicago (12-14)...**TEAM LEADER** with 1,078 receiving yards...**Len Eshmont Award Winner**.

**1986:** *Sports Illustrated's* NFL Player-of-the-Year...NFL LEADER, and set TEAM RECORDS with 1,570 receiving yards and 15 receiving TDs...Third-highest single-season receiving yardage total in NFL history...NFC LEADER with 86 receptions...His three TDs vs. both the Colts (10-5) and the Cardinals (11-9) tied the TEAM RECORD for TD receptions in a game...Tied a TEAM RECORD with 12 catches (204 yards) at Washington (11-17).

**CAREER:** Drafted by the 49ers in the first round (16th overall) of '85...Third WR taken behind Al Toon (10th — N.Y. Jets) and Eddie Brown (13th — Cincinnati)...Established a TEAM RECORD for rookies by 927 receiving yards...First career TD came on a 25-yard snag at Atlanta (10-6)...Shares SUPER BOWL RECORDS: MOST TOUCHDOWNS, CAREER — 4 (Roger Craig and Franco Harris); MOST POINTS, CAREER — 24 (Roger Craig and Franco Harris); MOST POINTS, GAME — 18 (Roger Craig); MOST TOUCHDOWNS, GAME — 3 (Roger Craig)...Has scored 108 TDs in 124 regular season games and 13 TDs in 13 postseason contests...Has not missed a game during his eight years in the League...All-time Pro Bowl career reception leader with 20 catches.

**COLLEGE:** Totaled 4,693 yards and set 18 NCAA Division II RECORDS during his four-year career...Consensus All-America and had more than 100 receptions in each his junior and senior seasons...Recorded 1,845 yards and scored 28 TDs as a senior in '84...Exceeded 1,000 yards receiving three consecutive years...MVP in Blue-Gray Game, and played in Freedom Bowl All-Star Game.

**PERSONAL:** Born Jerry Lee Rice in Starkville, MS...Competed in football, basketball, and track at Crawford (MS) Moor High...Involved with the United Negro College Fund...Named to the SBN Sports Network Black College Football's All-Time team...He and his wife, Jackie, have two children: Jaqui Bonet (6-7-87) and Jerry Jr. (7-27-91)...The family spends time in Mississippi (Crawford) and California (Atherton) during the offseason.

**RICE'S NFL HONORS:** All-Rookie - 1985; NFC Rookie-of-the-Year - 1985; NFC Offensive Rookie-of-the-Year - 1985; All-NFC - 1986-90, 92; Pro Bowl - 1987-93; All-Pro - 1986-90, 92; *Sports Illustrated's* Player-of-the-Year - 1986-87, 1990; *Sports Illustrated* All-Pro - 1992; NFL Player-of-the-Year - 1987, 1990; *The Sporting News* - NFL Player-of-the-Year - 1987, 1990; Len Eshmont Award - 1987; Super Bowl XXIII MVP - 1989.

### RICE'S PRO STATISTICS

Year	G/S	No.	Yds.	Receiving			Att.	Yds.	Rushing		TD
				Avg.	Long	TD			Avg.	Long	
1985	16/4	49	927	18.9	66t	3	6	26	4.3	15t	1
1986	16/15	86	1570	18.3	66t	15	10	72	7.2	18	1
1987	12/12	65	1078	16.6	57t	22	8	51	6.4	17	1
1988	16/16	64	1306	20.4	96t	9	13	107	8.2	29	1
1989	16/16	82	1483	18.1	68t	17	5	33	6.6	17	0
1990	16/16	100	1502	15.0	64t	13	2	0	0.0	0	0
1991	16/16	80	1206	15.1	73t	14	1	2	2.0	2	0
1992	16/16	84	1201	14.3	80t	10	9	58	6.4	26t	1
<b>Career</b>	<b>124/111</b>	<b>610</b>	<b>10273</b>	<b>16.8</b>	<b>96t</b>	<b>103</b>	<b>54</b>	<b>349</b>	<b>6.5</b>	<b>29</b>	<b>5</b>
<b>Playoffs</b>											
1985	1/1	4	45	11.3	20	0	0	0	0.0	0	0
1986	1/1	3	48	16.0	24	0	0	0	0.0	0	0
1987	1/1	3	28	9.3	13	0	0	0	0.0	0	0
1988	3/3	21	409	19.4	61t	6	3	29	9.6	21	0
1989	3/3	19	317	16.7	72t	5	0	0	0.0	0	0
1990	2/2	11	122	11.1	19	1	0	0	0.0	0	0
1992	2/2	14	211	15.1	36	1	1	9	9.0	9	0
<b>Total</b>	<b>13/13</b>	<b>75</b>	<b>1180</b>	<b>15.7</b>	<b>61t</b>	<b>13</b>	<b>4</b>	<b>38</b>	<b>9.5</b>	<b>21</b>	<b>0</b>

Pro Bowl

1987	1/1	1	13	13.0	13	0	1	6	6.0	6	0
1988	1/1	1	17	17.0	17	0	0	0	0.0	0	0
1990	1/1	4	40	10.0	22	0	0	0	0.0	0	0
1991	1/1	3	62	20.7	49	0	0	0	0.0	0	0
1992	1/1	7	77	11.0	18	1	0	0	0.0	0	0
1993	1/1	4	78	19.5	48	0	1	3	3.0	3	0
Total	6/6	20	287	14.3	49	1	2	9	4.5	6	0

RICE'S PERSONAL NFL BESTS

- RECEPTIONS - 13 (at Atlanta - 9-23-90)
- RECEIVING YARDS - 241 (vs. L.A. Rams - 12-9-85)
- LONG RECEPTION - 96 (from Joe Montana at San Diego - 11-27-86)
- TD RECEPTIONS - 5 (at Atlanta - 10-14-90)
- RUSHES - 2 (several times)
- RUSHING YARDS - 29 (at New Orleans - 9-4-88)
- LONG RUSH - 29 (at New Orleans - 9-4-88)
- TD RUSHES - 1 (several times)
- KICKOFF RETURNS - 1 (vs. New Orleans - 9-29-85)
- KICKOFF RETURN YARDS - 6 (vs. New Orleans - 9-29-85)
- PASSES - 1 (several times)
- COMPLETIONS - 1 (twice: vs. St. Louis - 11-9-86 & at Atlanta - 12-4-88)
- PASSING YARDS - 16 (vs. St. Louis - 11-9-86)
- LONG PASS - 16 (vs. St. Louis - 11-9-86)
- TOTAL TACKLES - 1 (several times)
- SOLO - 1 (several times)

RICE'S 100-YARD RECEIVING GAMES — (39) — 241 (vs. L.A. Rams - 12-9-85), 225 (at Atlanta - 10-14-90), 204 (at Washington - 11-17-86), 187 (at Green Bay - 11-4-90), 183 (vs. Atlanta - 10-18-92), 172 (vs. Indianapolis - 10-5-86), 171 (at San Diego - 11-27-88), 171 (vs. Atlanta - 9-23-90), 164 (at Philadelphia - 9-24-89), 163 (vs. Atlanta - 9-18-88), 163 (at Seattle - 9-25-88), 163 (at Indianapolis - 9-10-89), 157 (at L.A. Rams - 9-14-86), 156 (vs. St. Louis - 11-9-86), 154 (vs. New Orleans - 12-1-91), 150 (vs. San Diego - 9-8-91), 149 (at New Orleans 10-8-89), 147 (at Dallas - 11-11-90), 144 (vs. Minnesota - 10-12-86), 138 (vs. Atlanta - 10-13-91), 133 (vs. Philadelphia - 11-29-92), 125 (vs. Chicago - 12-23-91), 126 (vs. Cleveland - 11-29-87), 122 (at Tampa Bay - 9-17-89), 120 (vs. New Orleans - 9-21-86), 118 (at Minnesota - 12-30-90), 118 (vs. Tampa Bay - 12-19-92), 117 (vs. N.Y. Giants - 11-27-89), 112 (vs. New England - 10-22-89), 111 (vs. Dallas - 12-22-85), 109 (at N.Y. Giants 9-11-88), 108 (vs. New Orleans - 11-15-87), 108 (at Pittsburgh - 9-13-87), 106 (Green Bay - 11-19-89), 105 (vs. Washington - 11-21-88), 104 (at L.A. Rams - 12-17-90), 103 (at Tampa Bay - 11-22-87), 101 (vs. Chicago - 12-24-89), and 101 (at Cincinnati - 12-9-90).

RICE'S 100-YARD POSTSEASON RECEIVING GAMES — (5) — 215 (vs. Cincinnati - Super Bowl XXIII - 1-22-89), 148 (vs. Denver - Super Bowl XXIV - 1-28-90), 133 (at Chicago - 1-8-89), 123 (vs. Dallas - 1-17-93), and 114 (vs. Minnesota - 1-6-90).

RICE'S MULTIPLE TD RECEIVING GAMES — (24) — 2 (at Miami - 9-28-86), 3 (vs. Indianapolis - 10-5-86), 2 (vs. Minnesota - 10-12-86), 3 (vs. St. Louis - 11-9-86), 2 (at Cincinnati - 9-20-87), 2 (vs. New Orleans - 11-15-87), 3 (at Tampa Bay - 11-22-87), 3 (vs. Cleveland - 11-29-87), 3 (vs. Chicago - 12-14-87), 2 (vs. Atlanta - 12-20-87), 2 (vs. L.A. Rams - 12-27-87), 3 (at Seattle - 9-25-88), 2 (at San Diego - 11-27-88), 2 (at Philadelphia - 9-24-89), 2 (vs. New England - 10-22-89), 2 (vs. New Orleans - 11-6-89), 2 (vs. Atlanta - 11-12-89), 5 (at Atlanta - 10-14-90), 2 (vs. San Diego - 9-8-91), 2 (at Minnesota - 9-15-91), 2 (vs. Kansas City - 12-14-91), 2 (vs. Chicago - 12-23-91), 2 (vs. Atlanta - 10-18-92), 2 (vs. Tampa Bay - 12-19-92).

RICE'S MULTIPLE POSTSEASON RECEIVING GAMES — (4) — 3 (vs. Minnesota - 1-1-89), 2 (at Chicago - 1-8-89), 2 (vs. Minnesota - 1-6-90), 3S (vs. Denver - Super Bowl XXIV - 1-28-90).

@ — Tied NFL record S — Super Bowl Record

OTHER STATS: PASSING - 1985 (0 for 1), 1986 (1 for 2, 16 yards), 1988 (1 for 3, 14 yards), CAREER (2 for 6, 30 yards); KICKOFF RETURNS - 1985 (1 for 6 yards); TACKLES - 1985 (1), 1986 (2), 1987 (2), 1988 (1), 1990 (5), 1991 (4), 1992 (3), CAREER (18); POSTSEASON TACKLES - 1985 (1), 1988 (1), CAREER (2).

JERRY RICE'S MILESTONE RECEPTIONS

Receptions

- #1 at Minnesota (9-8-85)
- #100 at Washington (11-17-86)
- #200 vs. L.A. Rams (12-27-87)
- #300 at N.Y. Jets (10-29-89)
- #400 at Dallas (11-11-90)
- #500 vs. New Orleans (12-1-91)
- #508\* vs. New Orleans (12-1-91)
- #600 vs. Tampa Bay (12-19-92)

Touchdowns

- #1 at Atlanta (10-6-85)
- #50 at Indianapolis (9-10-89)
- #60\*\* vs. New Orleans (11-6-89)
- #100 vs. Philadelphia (11-29-92)
- #101\*\*\* vs. Miami (12-6-92)
- \* — broke 49ers' team record
- \*\* — broke 49ers' team record
- \*\*\* — broke Steve Largent's NFL record

**JERRY'S 103 REGULAR SEASON TD RECEPTIONS, ENTERING 1993**  
(7 Different Individuals)

Joe Montana .....	55	Matt Cavanaugh .....	1
Steve Young .....	32	Mike Moroski .....	1
Jeff Kemp .....	8	Harry Sydney .....	1
Steve Bono .....	5	Total .....	103

**JERRY'S 103 TD RECEPTIONS BY:**  
(Entering 1993)

**TD RECEPTIONS - YARDAGE**

90 - 99 yards .....	1
80 - 89 yards .....	2
70 - 79 yards .....	3
60 - 69 yards .....	10
50 - 59 yards .....	9
40 - 49 yards .....	12
30 - 39 yards .....	11
20 - 29 yards .....	14
10 - 19 yards .....	16
1 - 9 yards .....	25

**TD RECEPTIONS - NFC/AFC**

NFC OPPONENTS .....	71
AFC OPPONENTS .....	32

**TD RECEPTIONS BY QUARTERS**

1st Quarter .....	27
2nd Quarter .....	27
3rd Quarter .....	23
4th Quarter .....	26

**TD RECEPTIONS BY HALVES**

1st Half .....	54
2nd Half .....	49

**TD RECEPTIONS BY MONTHS**

September .....	23
October .....	26
November .....	29
December .....	25

**GAMES WITH MULTIPLE TD RECEPTIONS**

- 1 game with 5 TD receptions
- 0 games with 4 TD receptions
- 6 games with 3 TD receptions
- 17 games with 2 TD receptions
- 46 games with 1 TD reception

**RICE'S 1985 GAME-BY-GAME RECEIVING**

Date	Opponent	No.	Yds.	Avg.	Long	TD
9-7	at Minnesota	4	67	16.8	23	0
9-15	vs. Atlanta	2	35	17.5	20	0
9-22	at L.A. Raiders	3	94	<b>31.3</b>	38	0
9-29	vs. New Orleans	0	0	0.0	0	0
10-6	at Atlanta	3	42	14.0	25t	1
10-13	vs. Chicago	3	37	12.3	17	0
10-20	at Detroit	1	3	3.0	3	0
10-27	at L.A. Rams	2	17	8.5	9	0
11-3	vs. Philadelphia	3	70	23.3	41	1
11-11	at Denver	4	67	16.8	33	0
11-17	vs. Kansas City	1	19	19.0	19	0
11-25	vs. Seattle	2	42	21.0	28	0
12-1	at Washington	0	0	0.0	0	0
12-9	vs. L.A. Rams	<b>10</b>	<b>241+</b>	24.1	<b>66t</b>	1
12-15	at New Orleans	4	82	20.5	42	0
12-22	vs. Dallas	7	111	15.9	31	0

RICE'S 1985 POSTSEASON GAME-BY-GAME

12-29 at N.Y. Giants 4 45 11.3 20 0

\*Then Team record

RICE'S 1986 GAME-BY-GAME RECEIVING

Date	Opponent	No.	Yds.	Avg.	Long	TD
9-7	at Tampa Bay	5	54	10.8	14	0
9-14	at L.A. Rams	6	157	26.1	66t	1
9-21	vs. New Orleans	7	120	17.1	26	0
9-28	at Miami	3	76	25.3	50t	2
10-5	vs. Indianapolis	6	172	28.6	58t	3+
10-12	vs. Minnesota	7	144	20.5	59	2
10-19	at Atlanta	3	58	19.3	27	0
10-26	at Green Bay	4	49	12.2	16	1
11-2	at New Orleans	4	44	11.0	21	0
11-9	vs. St. Louis	4	156	39.0	45t	3+
11-17	at Washington	12+	204	17.0	39	0
11-23	vs. Atlanta	4	47	11.7	17	1
12-1	vs. N.Y. Giants	9	86	9.5	15	1
12-7	vs. N.Y. Jets	5	97	19.4	42	0
12-14	at New England	4	35	8.7	22	0
12-19	vs. L.A. Rams	3	71	23.6	44t	1

RICE'S 1986 POSTSEASON GAME-BY-GAME

1-4 at N.Y. Giants 3 48 16.0 24 0

+ Then tied team record

RICE'S 1987 GAME-BY-GAME RECEIVING

Date	Opponent	No.	Yds.	Avg.	Long	TD
9-13	at Pittsburgh	8	106	13.2	32	1
9-20	at Cincinnati	4	86	21.5	34t	2
10-25	at New Orleans	6	89	14.8	39	1
11-1	at L.A. Rams	3	70	23.3	51t	1
11-8	vs. Houston	7	77	11.0	21	1
11-15	vs. New Orleans	4	108	27.0	50t	2
11-22	at Tampa Bay	7	103	14.7	42t	3+
11-29	vs. Cleveland	7	126	18.0	30t	3+
12-6	at Green Bay	4	90	22.5	57t	1
12-14	vs. Chicago	8	75	9.3	17	3+
12-20	vs. Atlanta	4	58	14.5	27	2
12-27	vs. L.A. Rams	3	90	30.0	50t	2

RICE'S 1987 POSTSEASON GAME-BY-GAME

1-9 vs. Minnesota 3 28 9.3 13 0

+ Then tied team record

### RICE'S 1988 GAME-BY-GAME RECEIVING

Date	Opponent	No.	Yds.	Avg.	Long	TD
9-4	at New Orleans	2	41	20.5	29	0
9-11	at N.Y. Giants	4	109	27.2	78t	1
9-18	vs. Atlanta	8	163	20.3	37	0
9-25	at Seattle	6	163	27.2	69t	3+
10-2	vs. Detroit	2	35	17.5	32	0
10-9	vs. Denver	3	78	26.0	33	0
10-16	at L.A. Rams	4	65	16.2	38	0
10-24	at Chicago	4	86	21.5	45	1
10-30	vs. Minnesota	1	22	22.0	22	0
11-6	at Phoenix	3	37	12.3	19	0
11-13	vs. L.A. Raiders	5	61	12.2	28	0
11-21	vs. Washington	3	105	35.0	80t	1
11-27	at San Diego	6	171	28.5	96t*	2
12-4	at Atlanta	5	63	12.6	20	1
12-11	vs. New Orleans	6	78	13.0	18	0
12-18	vs. L.A. Rams	2	29	14.5	20	0

### RICE'S 1988 POSTSEASON GAME-BY-GAME

1-1	vs. Minnesota	5	61	12.2	28	3%P
1-8	at Chicago	5	133	26.6	61t	2
1-22	vs. Cincinnati (SB XXIII)	11	215 NS	19.5	44	1

+ Ties team record

\* Then team record

P Team postseason record

% Ties NFL postseason record

N NFL postseason record

S Super Bowl record

### RICE'S 1989 GAME-BY-GAME RECEIVING

Date	Opponent	No.	Yds.	Avg.	Long	TD
9-10	at Indianapolis	6	163	27.2	58t	1
9-17	at Tampa Bay	8	122	15.2	40	1
9-24	at Philadelphia	6	164	27.3	68t	2
10-1	vs. L.A. Rams	2	36	18.0	18	0
10-8	at New Orleans	7	149	21.2	60t	1
10-15	at Dallas	2	28	14.0	20	1
10-22	vs. New England	6	112	18.6	50t	2
10-29	at N.Y. Jets	5	95	19.0	45t	1
11-6	vs. New Orleans	6	93	15.5	32t	2
11-12	vs. Atlanta	3	81	27.0	39t	2
11-19	vs. Green Bay	9	106	11.8	20	1
11-27	vs. N.Y. Giants	7	117	16.7	37	1
12-3	at Atlanta	3	32	10.6	18	0
12-11	at L.A. Rams	5	38	7.6	13	0
12-17	vs. Buffalo	4	46	15.3	29	1
12-24	vs. Chicago	4	101	25.2	45	1

### RICE'S 1989 POSTSEASON GAME-BY-GAME

1-6	vs. Minnesota	6	114	19.0	72t	2
1-14	vs. L.A. Rams	6	55	9.2	19	0
1-28	vs. Denver (SB XXIV)	7	148	21.1	38t	3 S

S Super Bowl record

**RICE'S 1990 GAME-BY-GAME RECEIVING**

Date	Opponent	No.	Yds.	Avg.	Long	TD
9-10	at New Orleans	2	26	13.0	20	0
9-16	vs. Washington	6	74	12.2	30	1
9-23	vs. Atlanta	8	171	21.3	42	1
10-7	at Houston	6	78	13.0	19	1
10-14	at Atlanta	<b>13*</b>	<b>225</b>	17.3	29	<b>5@</b>
10-21	vs. Pittsburgh	3	31	10.1	19	0
10-28	vs. Cleveland	6	67	10.7	15	1
11-4	at Green Bay	6	187	<b>31.1</b>	<b>64t</b>	1
11-11	at Dallas	12	147	12.2	37	1
11-18	vs. Tampa Bay	4	46	11.5	17	0
11-25	vs. L.A. Rams	7	72	10.2	21	0
12-3	vs. N.Y. Giants	1	13	13.0	13	0
12-9	at Cincinnati	8	101	12.6	29	0
12-17	at L.A. Rams	5	104	20.8	60t	1
12-23	vs. New Orleans	4	42	10.5	18	0
12-30	at Minnesota	9	118	13.1	22	1

**RICE'S 1990 POSTSEASON GAME-BY-GAME**

1-12	vs. Washington	6	68	6.8	15	1
1-20	vs. N.Y. Giants	5	54	10.4	19	0

\* Team record

@ Tied NFL record

**1991 GAME-BY-GAME RECEIVING**

Date	Opponent	No.	Yds.	Avg.	Long	TD
9-2	at N.Y. Giants	1	73	<b>73.0</b>	<b>73t</b>	1
9-8	vs. San Diego	9	150	16.6	70t	2
9-15	at Minnesota	4	85	21.1	30	2
9-22	vs. L.A. Rams	5	99	19.4	62t	1
9-29	at L.A. Raiders	3	38	10.8	17	0
10-13	vs. Atlanta	7	138	19.7	57t	1
10-20	vs. Detroit	5	35	7.0	13	1
10-27	at Philadelphia	2	4	2.0	2	0
11-3	at Atlanta	6	44	7.3	10	0
11-10	at New Orleans	4	24	6.0	17	0
11-17	vs. Phoenix	3	30	10.0	12	0
11-25	at L.A. Rams	4	59	14.7	29	0
12-1	vs. New Orleans	9	<b>154</b>	17.1	52	1
12-8	at Seattle	6	67	10.7	16	1
12-14	vs. Kansas City	7	81	11.5	20	2
12-23	vs. Chicago	5	125	25.0	69	2

**RICE'S 1992 GAME-BY-GAME RECEIVING**

Date	Opponent	No.	Yds.	Avg.	Long	TD
9-6	at N.Y. Giants	5	56	10.6	15	0
9-13	vs. Buffalo	3	26	8.6	13	0
9-20	at N.Y. Jets	5	73	14.6	21	1
9-27	at New Orleans	2	5	2.5	4	0
10-4	vs. L.A. Rams	5	57	10.7	26	0

10-11	at New England	3	60	20.0	32t	1
10-18	vs. Atlanta	7	<b>183</b>	<b>26.1</b>	<b>80t</b>	<b>2</b>
11-1	at Phoenix	6	87	14.5	23	0
11-9	at Atlanta	4	45	11.2	19	1
11-15	vs. New Orleans	<b>8</b>	68	8.5	14	0
11-22	at L.A. Rams	4	93	23.2	42t	1
11-29	vs. Philadelphia	<b>8</b>	133	16.6	37	1
12-6	vs. Miami	7	79	10.9	32	1
12-13	at Minnesota	5	56	10.6	21	0
12-19	vs. Tampa Bay	7	118	16.9	32	<b>2</b>
12-28	vs. Detroit	5	62	12.4	24	0

**RICE'S 1992 POSTSEASON GAME-BY-GAME**

Date	Opponent	No.	Yds.	Avg.	LG	TD
1-9	vs. Washington	6	88	14.7	35	0
1-17	vs. Dallas	<b>8</b>	<b>123</b>	<b>15.4</b>	<b>36</b>	<b>1</b>

**JERRY'S CAREER RECEIVING VS. EACH OPPONENT, ENTERING 1993**

Opponent	Games	Rec.	Yards	Yards		TD
				Per Rec.	Per Game	
Atlanta	15	80	1385	17.3	92.3	17
Buffalo	2	6	72	12.0	36.0	1
Chicago	5	24	424	17.7	84.8	7
Cincinnati	2	12	187	15.6	93.5	2
Cleveland	2	13	193	14.8	96.5	4
Dallas	3	21	286	13.6	95.3	2
Denver	2	7	145	20.7	72.5	0
Detroit	4	13	135	10.4	33.7	1
Green Bay	4	23	432	18.8	108.0	4
Houston	2	13	155	11.9	77.5	2
Indianapolis	2	12	335	27.9	167.5	4
Kansas City	2	8	100	12.5	50.0	2
L.A. Raiders	3	11	193	17.5	64.3	0
L.A. Rams	16	70	1298	18.5	81.1	9
Miami	2	10	155	15.5	77.5	3
Minnesota	6	30	492	16.4	82.0	6
New England	3	13	207	15.9	69.0	3
New Orleans	16	75	1123	15.0	70.2	7
N.Y. Giants	6	27	454	16.8	75.6	4
N.Y. Jets	3	15	265	17.6	88.3	2
Philadelphia	4	19	371	19.5	92.7	4
Phoenix	4	16	310	19.4	77.5	3
Pittsburgh	2	11	137	12.5	68.5	1
San Diego	2	15	321	21.4	160.5	4
Seattle	3	14	272	19.4	90.7	4
Tampa Bay	5	31	443	14.3	88.6	5
Washington	4	21	383	18.2	95.8	2
<b>Totals</b>	<b>124</b>	<b>610</b>	<b>10273</b>	<b>16.8</b>	<b>82.8</b>	<b>103</b>

### TOP TEN NFL LEADERS, CONSECUTIVE GAMES WITH A PASS RECEPTION

Rank	No.	Player	Team	Streak
1.	177	Steve Largent	Seattle	11/20/77-12/23/89
2.	150	Ozzie Newsome	Cleveland	10/21/79-10/23/89
3.	148	ART MONK	WASHINGTON	10/2/83-CURRENT
4.	127	Harold Carmichael	Philadelphia	10/8/72-12/14/80
5.	121	Mel Gray	St. Louis	10/8/72-12/14/80
6.	111	<b>JERRY RICE</b>	<b>SAN FRANCISCO</b>	<b>12/9/85-CURRENT</b>
7.	105	ANTHONY CARTER	MINNESOTA	10/27/85-11/15/92
	105	Dwight Clark	San Francisco	9/14/80-9/13/87
	105	Danny Abramowicz	N.O./S.F.	10/29/67-12/15/74

ALL CAPS INDICATE ACTIVE PLAYER

### ALL-TIME NFL LEADERS

#### TOUCHDOWNS

1)	Jim Brown	126	(106-20-0)
2)	Walter Payton	125	(110-15-0)
3)	John Riggins	116	(104-12-0)
4)	Lenny Moore	113	(63-48-2)
5)	<b>JERRY RICE</b>	<b>108</b>	<b>(5-103-0)</b>
6)	Don Hutson	105	(3-99-3)
7)	Steve Largent	101	(1-100-0)
8)	Franco Harris	100	(91-9-0)
9)	MARCUS ALLEN	98	(79-18-1)
10)	ERIC DICKERSON	96	(90-6-0)

#### RECEIVING TOUCHDOWNS

1)	<b>JERRY RICE</b>	<b>103</b>
2)	Steve Largent	100
3)	Don Hutson	99
4)	Don Maynard	88
5)	Lance Alworth	85
	Paul Warfield	85
7)	Tommy McDonald	84
8)	MARK CLAYTON	81
9)	Harold Carmichael	79
	Charley Taylor	79

#### RECEPTIONS

1)	ART MONK	847
2)	Steve Largent	819
3)	JAMES LOFTON	750
	Charlie Joiner	750
5)	Ozzie Newsome	662
6)	Charley Taylor	649
7)	Don Maynard	633
8)	Raymond Berry	631
9)	<b>JERRY RICE</b>	<b>610</b>
10)	DREW HILL	600

#### RECEIVING YARDS

1)	JAMES LOFTON	13,821
2)	Steve Largent	13,089
3)	Charlie Joiner	12,146
4)	Don Maynard	11,834
5)	ART MONK	11,628
6)	Stanley Morgan	10,716
7)	Harold Jackson	10,372
8)	<b>JERRY RICE</b>	<b>10,273</b>
9)	Lance Alworth	10,266
10)	DREW HILL	9,447

ALL CAPS INDICATE ACTIVE PLAYER

### MOST GAMES, 100 OR MORE YARDS PASS RECEIVING, CAREER

Rank	No.	Player	Team
1.	50	Don Maynard	N.Y. Giants, N.Y. Jets, St. Louis
2.	43	JAMES LOFTON	Green Bay, L.A. Raiders, Buffalo
3.	41	Lance Alworth	San Diego, Dallas
4.	40	Steve Largent	Seattle
5.	39	<b>JERRY RICE</b>	<b>SAN FRANCISCO</b>

ALL CAPS INDICATE ACTIVE PLAYER

### JERRY RICE — TOUCHDOWN CHRONOLOGY

No.	Date	Opponent	Yds.	Qtr.	Dwn/Yds.	Passer
1	10/6/85	@Atlanta Falcons	25	4th	1/10	Montana
2	11/3/85	PHILADELPHIA EAGLES	14	2nd	1/10	Cavanaugh
3	12/9/85	LOS ANGELES RAMS	66	3rd	1/10	Montana
4	9/14/86	@Los Angeles Rams	66	3rd	2/11	Kemp
5	9/28/86	@Miami Dolphins	18	1st	3/3	Kemp
6			50	2nd	2/2	Kemp
7	10/5/86	INDIANAPOLIS COLTS	45	3rd	2/6	Kemp
8			16	3rd	2/4	Kemp
9			58	4th	1/10	Kemp
10	10/12/86	MINNESOTA VIKINGS	34	2nd	2/9	Kemp
11			17	3rd	2/10	Kemp
12	10/26/86	@Green Bay Packers	7	2nd	2/4	Moroski
13	11/9/86	ST. LOUIS CARDINALS	45	1st	2/7	Montana
14			40	2nd	1/10	Montana
15			44	3rd	1/10	Montana
16	11/23/86	ATLANTA FALCONS	2	1st	3/1	Montana
17	12/1/86	NEW YORK GIANTS	11	2nd	2/4	Montana
18	12/19/86	LOS ANGELES RAMS	44	1st	1/10	Montana
19	9/13/87	@Pittsburgh Steelers	3	4th	2/Goal	Montana
20	9/20/87	@Cincinnati Bengals	34	3rd	1/10	Montana
21			25	4th	1/10	Montana
22	10/25/87	@New Orleans Saints	8	1st	3/4	Montana
23	11/1/87	@Los Angeles Rams	51	4th	1/10	Montana
24	11/8/87	HOUSTON OILERS	1	2nd	1/Goal	Montana
25	11/15/87	NEW ORLEANS SAINTS	46	1st	2/5	Young
26			50	3rd	1/1	Sydney
27	11/22/87	@Tampa Bay Buccaneers	21	1st	3/8	Montana
28			42	2nd	2/9	Montana
29			3	4th	3/Goal	Montana
30	11/29/87	CLEVELAND BROWNS	2	1st	3/1	Montana
31			30	2nd	3/19	Montana
32			29	4th	1/10	Montana
33	12/6/87	@Green Bay Packers	57	4th	3/5	Montana
34	12/14/87	CHICAGO BEARS	1	1st	2/Goal	Young
35			16	3rd	2/1	Young
36			2	4th	3/1	Young
37	12/20/87	ATLANTA FALCONS	20	3rd	2/5	Young
38			1	4th	3/Goal	Young
39	12/27/87	LOS ANGELES RAMS	22	1st	1/10	Young
40			50	2nd	1/10	Young
41	9/11/88	@New York Giants	78	4th	3/10	Montana
42	9/25/88	@Seattle Seahawks	1	1st	3/Goal	Montana
43			69	3rd	3/3	Montana
44			60	3rd	1/10	Montana
45	10/24/88	@Chicago Bears	23	1st	2/10	Montana
46	11/21/88	WASHINGTON REDSKINS	80	4th	3/7	Montana
47	11/27/88	@San Diego Chargers	96	1st	1/10	Montana
48			41	3rd	3/5	Montana
49	12/4/88	@Atlanta Falcons	20	2nd	2/10	Montana
50	9/10/89	@Indianapolis Colts	58	4th	3/7	Montana
51	9/17/89	@Tampa Bay Buccaneers	2	4th	1/Goal	Montana

52	9/24/89	@Philadelphia Eagles	68	1st	3/9	Montana
53			33	4th	3/4	Montana
54	10/8/89	@New Orleans Saints	60	3rd	2/1	Montana
55	10/15/89	@Dallas Cowboys	8	4th	3/Goal	Young
56	10/22/89	NEW ENGLAND PATRIOTS	3	2nd	3/Goal	Montana
57			50	3rd	3/6	Young
58	10/29/89	@New York Jets	45	2nd	2/1	Bono
59	11/6/89	NEW ORLEANS SAINTS	32	1st	2/8	Montana
60			2	2nd	1/Goal	Montana
61	11/12/89	ATLANTA FALCONS	39	2nd	2/4	Montana
62			11	3rd	1/10	Montana
63	11/19/89	GREEN BAY PACKERS	9	2nd	2/Goal	Montana
64	11/27/89	NEW YORK GIANTS	4	1st	1/Goal	Montana
65	12/17/89	BUFFALO BILLS	8	4th	1/Goal	Young
66	12/24/89	CHICAGO BEARS	29	1st	2/18	Montana
67	9/16/90	WASHINGTON REDSKINS	12	2nd	2/9	Montana
68	9/23/90	ATLANTA FALCONS	35	3rd	2/9	Montana
69	10/7/90	@Houston Oilers	6	2nd	2/Goal	Montana
70	10/14/90	@Atlanta Falcons	24	1st	2/7	Montana
71			25	1st	3/9	Montana
72			19	2nd	2/6	Montana
73			13	3rd	1/10	Montana
74			15	4th	2/15	Montana
75	10/28/90	CLEVELAND BROWNS	14	2nd	2/11	Montana
76	11/4/90	@Green Bay Packers	64	4th	3/5	Montana
77	11/11/90	@Dallas Cowboys	7	2nd	3/5	Montana
78	12/17/90	@Los Angeles Rams	60	2nd	1/10	Montana
79	12/30/90	@Minnesota Vikings	14	4th	1/10	Young
80	9/2/91	@New York Giants	73	1st	3/9	Young
81	9/8/91	SAN DIEGO CHARGERS	32	2nd	1/10	Young
82			70	3rd	3/1	Young
83	9/15/91	@Minnesota Vikings	15	1st	1/10	Young
84			21	4th	1/10	Young
85	9/22/91	LOS ANGELES RAMS	62	4th	3/3	Young
86	10/13/91	ATLANTA FALCONS	57	3rd	3/10	Young
87	10/20/91	DETROIT LIONS	2	3rd	1/Goal	Young
88	12/1/91	NEW ORLEANS SAINTS	47	4th	1/10	Bono
89	12/8/91	@Seattle Seahawks	9	3rd	2/7	Bono
90	12/14/91	KANSAS CITY CHIEFS	1	1st	1/Goal	Bono
91			20	3rd	3/8	Bono
92	12/23/91	CHICAGO BEARS	3	2nd	2/Goal	Young
93			69	2nd	1/1	Young
94	9/20/92	@New York Jets	5	1st	2/Goal	Young
95	10/11/92	@New England Patriots	32	2nd	1/10	Young
96	10/18/92	ATLANTA FALCONS	80	1st	1/10	Young
97			40	2nd	2/10	Young
98	11/9/92	@Atlanta Falcons	19	4th	2/8	Young
99	11/22/92	@Los Angeles Rams	42	4th	2/8	Young
100	11/29/92	PHILADELPHIA EAGLES	22	1st	2/7	Young
101	12/6/92	MIAMI DOLPHINS	12	4th	3/12	Young
102	12/19/92	TAMPA BAY BUCCANEERS	32	3rd	1/10	Young
103			30	4th	1/10	Young



# Larry Roberts • 91

**DEFENSIVE END**                      **ALABAMA**                      **8TH YEAR**  
**HT: 6-3**                      **WT: 275**                      **BORN: 6-2-63**                      **(D-2 IN '86)**

**PRO:** Veteran performer who had his '92 season cut short due to a knee injury...Strong, effective pass rusher...Important member of the 49ers' rotating defensive line.

**1992:** Did not report to camp until Aug. 10, due to a contractual holdout...Had one sack for four yards at N.Y. Giants (9-6)...Returned first career interception 19 yards and had one tackle before injuring the medial collateral ligament of his right knee late in the fourth quarter at N.Y. Jets (9-20)...Placed on Injured Reserve Sept. 22, due to that knee injury.

**1991:** Tied for the **TEAM LEAD** with Charles Haley in sacks (7)...Contributed four stops, including one sack for 15 yards, at Minnesota (9-15)...Started first of three consecutive games and posted four tackles at L.A. Raiders (9-29)...Had three tackles vs. Atlanta (10-13) and two stops vs. Detroit (10-20)...Credited with two sacks for nine yards at Philadelphia (10-27) and a season-high five tackles at Atlanta (11-3)...Had two sacks for 19 yards vs. Phoenix (11-17) and two quarterback traps for seven yards at L.A. Rams (11-25) to establish a career high for most quarterback traps in a season (7)...Made the first of three straight starts (in place of Kevin Fagan) and registered four tackles vs. New Orleans (12-1)...Had one tackle and forced a fumble at Seattle (12-8)...Made three tackles and had a pass defended vs. Chicago (12-23).

**1990:** Placed on Injured Reserve Sept. 7, due to a left shoulder injury...Activated off I.R. Oct. 25...Had one sack for seven yards at Green Bay (11-4), and four tackles in postseason action.

**1989:** Recorded a nine-yard sack in limited duty vs. New England (10-22)...Recorded two sacks, while still recovering from a left knee injury, at N.Y. Jets (10-29)...Credited with a sack in the NFC Championship Game vs. L.A. Rams (1-14-90)...Had a 12-yard sack against Denver in Super Bowl XXIV (1-28-90).

**CAREER:** Drafted in the second round (39th overall) of '86...Niners traded down four times prior to finally making Roberts their initial choice...Earned his first NFL start vs. New Orleans (9-21)...Recorded a 23-yard sack vs. Chicago (12-14-87)...**TEAM LEADER** with 10 stops at Chicago (10-30-88)...Had a career-high 2.5 sacks at Phoenix (11-6-88) and vs. Minnesota in the NFC Divisional Playoff Game (1-1-89)...Made three solo tackles vs. Cincinnati in Super Bowl XXIII (1-22-89).

**COLLEGE:** Recorded 77 total tackles in three years...Played TE as a freshman...Part-time starter from 1983-85...Had 48 stops and three sacks (25 yards) as a senior in '85...Recorded a career-high 10 tackles and one sack (seven yards) that year vs. Texas A&M...Played in the Senior Bowl.

**PERSONAL:** Born Larry Roberts in Dothan, AL...Played football at Dothan (AL) Northview High...Voted Player-of-the-Year playing both TE and DE as a senior...He and his wife, Stephanie (married 6-28-92), live in Redwood City, CA.

## BEST RECORDS IN THE '80s (Regular Season)

	W	L	T	PCT.
1. SAN FRANCISCO .....	104	47	1	.688
2. Washington .....	97	55	0	.638
3. Miami .....	94	57	1	.622
4. Denver .....	93	58	1	.615
5. Chicago .....	92	80	0	.605

## ROBERTS' PRO STATISTICS

Year	G/S	Tot.	Tackles		Sacks	Interceptions	Fumbles	
			Solo	Ast.	No./Yds.	No./Yds.	Rec./Yds.	
1986	16/2	28	19	9	5.5/49.5	0/0	1/0	
1987	11/2	19	10	9	2/32	0/0	0/0	
1988	16/16	53	36	17	6/49	0/0	0/0	
1989	15/5	23	20	3	3.5/23.5	0/0	1/0	
1990	6/0	3	3	0	1/7	0/0	0/0	
1991	16/9	38	26	12	7/50	0/0	0/0	
1992	3/0	4	3	1	1/4	1/19	0/0	
<b>Career</b>	<b>84/34</b>	<b>168</b>	<b>117</b>	<b>51</b>	<b>26/216</b>	<b>1/19</b>	<b>2/0</b>	
Playoffs								
1986	1/0	1	1	0	0/0	0/0	0/0	
1987	1/0	1	0	1	0/0	0/0	0/0	
1988	3/3	8	7	1	2.5/17.5	0/0	0/0	
1989	3/0	6	6	0	2/23	0/0	0/0	
1990	2/0	3	3	0	0/0	0/0	0/0	
1992	0/0		— Injured Reserve —					
<b>Total</b>	<b>10/3</b>	<b>19</b>	<b>17</b>	<b>2</b>	<b>4.5/40.5</b>	<b>0/0</b>	<b>0/0</b>	

**OTHER STATS:** FORCED FUMBLES - 1986 (1), 1988 (2), 1989 (1), 1991 (2), CAREER (6), PASSES DEFENSED - 1986 (1), 1987 (1), 1988 (1), 1990 (1), 1991 (2), 1992 (1) CAREER (7), POSTSEASON PASSES DEFENSED - 1988 (1), 1989 (1), CAREER (2), ROBERTS' PERSONAL NFL BESTS

**TOTAL TACKLES** - 10 (at Chicago - 10-24-88)

**SOLO** - 8 (at Chicago - 10-24-88)

**ASSISTS** - 4 (vs. New Orleans - 12-11-88)

**SACKS** - 2.5 (twice: at Phoenix - 11-6-88 & vs. Minnesota - 1-1-89)

**SACK YARDS** - 23 (vs. Chicago - 12-14-87)

**PASSES DEFENSED** - 1 (several times)

**FORCED FUMBLES** - 1 (several times)

**FUMBLE RECOVERIES** - 1 (twice: vs. Minnesota - 10-12-86 & vs. N.Y. Giants - 11-27-89)

**INTERCEPTIONS** - 1 (at N.Y. Jets - 9-20-92)

**INTERCEPTION RETURN YARDS** - 19 (at N.Y. Jets - 9-20-92)

**PASSES DEFENSED** - 1 (several times)

## Bill Romanowski • 53

**LINEBACKER**

**BOSTON COLLEGE**

**6TH YEAR**

**HT: 6-4**

**WT: 231**

**BORN: 4-2-66**

**(D-3 IN '88)**



**PRO:** Versatile linebacker...Called upon to play the run, blitz, and drop off into pass coverage...Plays in all the 49ers' defensive packages.

**1992:** **TEAM LEADER** in tackles with 80...Started at inside linebacker and posted a team-high six tackles and had one pass defended at N.Y. Giants (9-6)...Credited with five tackles vs. Buffalo (9-13)...Registered seven tackles and a pass defended while starting at outside linebacker at N.Y. Jets (9-20) after starting at inside linebacker the first two games...Had five solo tackles and forced a fumble at New Orleans (9-27)...Contributed four tackles and a pass defended vs. L.A. Rams (10-4)...Totaled five tackles at New England (10-11)...Credited with three tackles and a pass defended vs. Atlanta (10-18)...Had a then season-high-tying seven tackles at Phoenix (11-1)...Posted a season-high eight tackles and recovered a fumble at Atlanta (11-9)...Had two tackles and a pass defended at L.A. Rams (11-22) and contributed six tackles vs. Philadelphia (11-29)...Credited with four tackles vs. Miami (12-6) and at Minnesota (12-13)...Contributed six tackles vs. Tampa Bay (12-19)...Recorded three tackles, including a sack, vs. Detroit (12-28).

'92 POSTSEASON: Recorded two tackles vs. Washington in the NFC Divisional Playoff Game (1-9)... Totaled five solo tackles, including a sack for 10 yards, and had a pass defended vs. Dallas in the NFC Championship Game (1-17)... Moved to inside linebacker, replacing Keith DeLong (L hamstring) in that contest.

1991: Credited with three tackles vs. San Diego (9-8), four solo stops at Minnesota (9-15) and a team-leading six tackles vs. L.A. Rams (9-22)... Registered seven tackles, including a sack for four yards, at L.A. Raiders (9-29)... Recorded six stops and ran back an interception seven yards at Atlanta (11-7)... Posted a career-high 10 tackles at L.A. Rams (11-25)... Credited with six stops and a fumble recovery at Seattle (12-8), and a team-high nine tackles and one pass defended vs. Kansas City (12-14)... Recorded four tackles vs. Chicago (12-23).

1990: **TEAM LEADER** in tackles with 79... **TEAM LEADER** with eight tackles and a pass defended at Atlanta (10-14)... Tied for the **TEAM LEAD** in tackles (nine) at Green Bay (11-4), and had one sack for five yards... **TEAM LEADER** with eight tackles at L.A. Rams (12-17) and vs. N.Y. Giants in the NFC Championship Game (1-20).

**CAREER:** Selected in the third round (80th overall) of the '88 draft by the 49ers... Started in initial game of his NFL career at New Orleans (9-4), had six tackles, and earned the game ball against the Saints... Deflected, then intercepted, a Boomer Esiason pass vs. Cincinnati in Super Bowl XXIII (1-22-89)... Started Weeks 9 & 10 of '89... Made seven tackles, an interception, and a pass defended vs. Buffalo (12-17)... **TEAM LEADER** in the 1989 postseason with six special teams stops.

**COLLEGE:** Among the finalists for the 1987 Butkus Award given annually to college football's top linebacker... Led his team as a senior with 156 tackles... Defensive MVP of the '85 Cotton Bowl with 13 tackles... All-East and All-ECAC... Had at least seven tackles in every game as a junior in '86, and intercepted four passes for 44 yards... **TEAM LEADER** with 150 tackles as a sophomore in '85... Made *Football News*' All-Sophomore team... General management major.

**PERSONAL:** Born William Thomas Romanowski in Vernon, CT... Besides playing football, he lettered twice in basketball and was a standout on the baseball squad at Vernon (CT) Rockville High... Married the former Julie LeGrande during the '93 offseason... The couple lives in Milpitas.

#### ROMANOWSKI'S PRO STATISTICS

Year	G/S	Tot.	Tackles		Ast.	Sacks	Interceptions	Fumbles
			Solo			No./Yds.	No./Yds.	Rec./Yds.
1988	16/8	53	38		15	0/0	0/0	1/0
1989	16/4	53	47		6	1/7	1/13	2/0
1990	16/16	79	68		11	1/5	0/0	0/0
1991	16/16	76	67		9	1/4	1/7	2/0
1992	16/16	80	65		15	1/0	0/0	1/0
<b>Career</b>	<b>80/60</b>	<b>341</b>	<b>285</b>		<b>56</b>	<b>4/16</b>	<b>2/20</b>	<b>6/0</b>
<b>Playoffs</b>								
1988	3/0	4	4		0	0/0	1/0	0/0
1989	3/0	12	10		2	0/0	0/0	0/0
1990	2/2	12	11		1	0/0	0/0	0/0
1992	2/2	7	6		1	1/10	0/0	0/0
<b>Total</b>	<b>8/2</b>	<b>23</b>	<b>20</b>		<b>3</b>	<b>1/10</b>	<b>1/0</b>	<b>0/0</b>

**OTHER STATS: PASSES DEFENSED** - 1988 (1), 1989 (2), 1990 (1), 1991 (5), 1992 (5); **CAREER** (14); **POSTSEASON PASSES DEFENSED** - 1988 (1), 1990 (1), 1992 (1); **CAREER** (3); **FORCED FUMBLES** - 1988 (3), 1989 (1), 1992 (1); **CAREER** (5); **PUNT RETURNS** - 1989 (1 for 0 yards).

**ROMANOWSKI'S NFL HONORS:** All-Rookie - 1988.

#### ROMANOWSKI'S PERSONAL NFL BESTS

<b>TOTAL TACKLES</b> - 10 (at L.A. Rams - 11-25-91)	<b>LONG INTERCEPTION RETURN</b> - 13 (vs. Buffalo - 12-17-89)
<b>SOLO</b> - 10 (at L.A. Rams - 11-25-91)	<b>FORCED FUMBLES</b> - 2 (vs. Washington - 11-21-88)
<b>ASSISTS</b> - 5 (at New England - 10-11-92)	<b>FUMBLE RECOVERIES</b> - 2 (at N.Y. Jets - 10-29-89)
<b>PASSES DEFENSED</b> - 1 (several times)	<b>SACKS</b> - 1 (several times)
<b>INTERCEPTIONS</b> - 1 (several times)	<b>SACK YARDS</b> - 10 (vs. Dallas - 1-17-93)
<b>INTERCEPTION RETURN YARDS</b> - 13 (vs. Buffalo - 12-17-89)	

## Damien Russell • 38

**SAFETY**  
HT: 6-1

**VIRGINIA TECH**  
WT: 204 BORN: 8-20-70

**1ST YEAR**  
(D-6 IN '92)

**PRO:** Young, intelligent defensive back...Has yet to show his potential as rookie season was lost to an injury.

**1992:** Signed Aug. 27, and placed on reserve non-football injury list.

**CAREER:** Selected in the sixth round (150th overall) of the '92 draft...Choice acquired from Pittsburgh for Niners' seventh (188th) and eighth (215th) and Green Bay's eighth (203rd).

**COLLEGE:** All-conference selection in Tech's initial season in the Big East in '91...Led secondary with six passes defended and had four games with five or more tackles...Added three kickoff returns for 60 yards...All-Southern Independent and All-Virginia NCAA Division I as a junior...His 73 total tackles led the secondary in '90, and his only interception of the season came vs. Temple (10-20)...Named team's Most Outstanding Defensive Back during his sophomore and junior seasons...Established a career high with two interceptions and led secondary with 62 total tackles as a sophomore...Lettered as a true freshman in '88 after breaking into the starting lineup late in the season...Just 11 units shy of a degree in communications.

**PERSONAL:** Born Damien Eduardo Russell in New York, NY, and grew up in Washington, D.C., where he was all-state in football and track at Woodson (VA) High...Played defensive back/running back and helped the track team (coached by his father) to the D.C. indoor city championship, while anchoring two legs on winning relay teams...Won the city championship in the 100-meter dash...His essay on Prop. 48 (as a senior) was selected to run on the Washington Post editorial page...Single, he lives in Santa Clara, CA.



## Jesse Sapolu • 61

**CENTER**  
HT: 6-4

**HAWAII**  
WT: 260 BORN: 3-10-61

**11TH YEAR**  
(D-11 IN '83)

**PRO:** Possesses quick hands and good technique...Exceptional pass blocker...Playing at all-pro level...Due to receive just recognition in '93.

**1992:** Started and played the entire game at center Weeks 1-6, 8-15...Started and played all but the final series of the first half vs. Atlanta (10-18)...Alternated at center with Ralph Tamm in the second half of the Falcons' game...Began snapping on field goals, PATs and punts after Tamm suffered a left knee injury in the second quarter at Minnesota (12-13).

**'92 POSTSEASON:** Started and played the entire game at center vs. Washington in the NFC Divisional Playoff Game (1-9) and vs. Dallas in the NFC Championship Game (1-17).

**1991:** Played the entire game at center 12 of 16 weeks...Played all but the game's final play at center vs. San Diego (9-8)...Started at center and replaced on game's final series vs. L.A. Rams (9-22)...Snapped for field goals and PATs Weeks 1-4...Started, and replaced by Chuck Thomas at center in the fourth quarter, vs. Detroit (10-20) and vs. Chicago (12-23)...Selected to the All-Madden Team.

**1990:** Played nearly every down from scrimmage...Replaced late in the fourth quarter vs. Pittsburgh (10-21), at Dallas (11-11), and vs. Tampa Bay (11-25).



**1989:** Switched from left guard to center at the beginning of camp...Played left guard Weeks 15 & 16 at times when Chuck Thomas moved into the center spot and Guy McIntyre moved from left guard to right guard.

**CAREER:** Drafted in the 11th round (289th overall) of '83...Played in all regular and postseason contests as a rookie...Started at right guard vs. Miami (11-6-83)...Fractured his right foot working out prior to the start of the '84 training camp...Stayed on the "physically unable to perform" (P.U.P.) list for first 10 games...Activated for a contest at Cleveland (11-11-84), but re-fractured that right foot the following week in practice...Placed on I.R. for the remainder of the year...Again fractured his right foot during the '85 summer training camp and spent that entire season on I.R...Broke his left leg (7-29-86) and was placed on I.R. for his second consecutive season that same day...Completed his first full injury-free season since rookie campaign in '87...Took over the starting left guard spot at L.A. Rams (11-1)...Remained in the starting lineup for the remainder of the year...Alternated at right and left guard during '88.

**COLLEGE:** Started three years at guard, before moving to center as a senior...Freshman All-America in '79...Was the only sophomore selected All-WAC, and was honorable mention All-America in '80...All-WAC in 1981 and honorable mention All-WAC in '82...Hawaii's Co-MVP and team tri-captain as a senior...Played in the Hula and Japan Bowls.

**PERSONAL:** Born Manase Jesse Sapolu in Apia, Western Samoa...Played football at Honolulu (HI) Farrington High, where he served as team captain and won all-state honors...Lettered in track, basketball, and wrestling...He and his wife, Melanie Ann, have three children: daughter Lila Kawailehua (1-19-84), and sons Luke Kazarian (7-6-86) and London Jesse (5-19-89)...They live in Moreno Valley, CA, near Riverside, during the offseason.

**SAPOLU'S PRO STATS: REGULAR SEASON GAMES/STARTS** - 1983 (16/1), 1984 (1/0), 1985 (0/0), 1986 (0/0), 1987 (12/9), 1988 (16/16), 1989 (16/16), 1990 (16/16), 1991 (16/16), 1992 (16/16), **CAREER** (109/90); **POSTSEASON GAMES/STARTS** - 1983 (2/0), 1984 (0/0), 1985 (0/0), 1986 (0/0), 1987 (1/1), 1988 (3/3), 1989 (3/3), 1990 (2/2), 1992 (2/0), **CAREER** (13/11); **TACKLES** - 1987 (4), 1988 (1), **CAREER** (5).



## Mark Seay • 83

**WIDE RECEIVER**      **CAL STATE LONG BEACH**      **1ST YEAR**  
**HT: 6-0**      **WT: 175**      **BORN: 4-11-67**      **(FA IN '92)**

**PRO:** Young, talented wideout...Showed good speed and pass-catching skills as a member of the 49ers' practice squad in 1992... Seeking to earn a spot on the club's roster in '93.

**1992:** Spent the entire season on the practice squad...Appeared in the 49ers' first four preseason games...Finished the exhibition season with nine catches for 124 yards and a touchdown...Waived Aug. 31...Re-signed to the practice squad Sept. 1.

**CAREER:** Signed as a free agent by the 49ers in 1992.

**COLLEGE:** Named second team All-Big West in 1990 and '91 after leading Cal State Long Beach in receptions and receiving yards...Returned punts and kickoffs for the 49ers.

**PERSONAL:** Born Mark Edward Seay in Los Angeles, CA...Prepped at San Bernardino (CA) High...Gained national attention in 1988 after being shot while protecting his three-year-old niece from gang gunfire...Lost a kidney as a result...Single, lives in San Bernardino, CA, during the off-season.

## Ralph Tamm • 64

GUARD-CENTER      WEST CHESTER      6TH YEAR  
HT: 6-4      WT: 280      BORN: 3-11-66      (FA IN '92)



**PRO:** Became a valuable member of the 49ers' offensive line in '92...Versatility enables him to play all along the front wall...Also serves as long snapper.

**1992:** Signed as a Plan B free agent from Cincinnati...Snapped on field goals and PATs and replaced Guy McIntyre at left guard in the second half at N.Y. Giants (9-6), at N.Y. Jets (9-20), and at Atlanta (11-9)...Played at center and left guard throughout the second half vs. Atlanta (10-18)...Started at right tackle in place of Harris Barton (L knee), but was replaced by Harry Boatman after injuring his left knee in the second quarter at Minnesota (12-13)...Placed on Injured Reserve Dec. 15, due to that injury...Snapped on PATs and field goal attempts prior to injury.

**'92 POSTSEASON:** Activated from I.R. Jan. 16...Snapped on field goals and PATs vs. Dallas in the NFC Championship Game (1-17).

**1991:** Began the season with Cleveland and appeared in one game before being released...Signed by Washington and played in two contests prior to being waived by the Redskins...Inked by Cincinnati and competed in one game for the Bengals.

**1990:** Signed by Cleveland as a Plan B free agent from Washington (3-21)...Started the final 12 games at guard for the Browns, and handled snaps on field goals, extra points, and punts...Made his first NFL start at Denver (10-9) as a left guard.

**CAREER:** Drafted in the ninth round (230th overall) by the N.Y. Jets in 1988...Spent his entire rookie season on Injured Reserve (hamstring, broken hand)...Signed by Washington as a Plan B free agent in '89...Inactive for the Redskins' first two games and spent the final 14 weeks on I.R. (shoulder).

**COLLEGE:** Earned Kodak All-America and all-conference honors at West Chester College...Started at guard in his junior and senior seasons...All-America and **SCHOOL RECORD** holder in the shot put (58-9) and discus (174-4) at West Chester...Majored in physical education.

**PERSONAL:** Born Ralph Earl Tamm in Philadelphia, PA...Attended Philadelphia (PA) Bensalem High and participated in football and track...Involved with children's charities...Single.

**TAMM'S PRO STATS:** REGULAR SEASON GAMES/STARTS - 1990 (16/12), 1991 (4/0), 1992 (14/1), **CAREER** (34/13); POSTSEASON GAMES/STARTS - 1992 (1/0); REGULAR SEASON TACKLES - 1992 (1); POSTSEASON TACKLES - 1992 (1).

## John Taylor • 82

WIDE RECEIVER      DELAWARE STATE      8TH YEAR  
HT: 6-1      WT: 185      BORN: 3-31-62      (D-3 IN '86)



**PRO:** Big-play receiver...Consistently plays at an all-pro level...Consummate team player...Enjoys making a key block downfield as much as producing the big catch.

**1992:** Averaged 30 yards on two receptions and moved into ninth place on the 49ers' all-time receiving yardage list (3,372) surpassing Dave Parks (3,334) at N.Y. Giants (9-6)...Tied a career-high with two touchdown receptions vs. Buffalo (9-13)...Caught one pass for 19 yards before breaking the fibula of his left leg at N.Y. Jets (9-20)...Inactive at New Orleans (9-27), vs. L.A. Rams (10-4), and at New England (10-11)...Placed on Injured Reserve Oct. 17...Added to the practice squad Nov. 10...Placed on the active roster Nov. 14...Returned to action for the first time since Sept. 20, and did not have any receptions vs. New Orleans

(11-15)...Started for the first time since Week 3 (vs. N.Y. Jets) and had three receptions for 25 yards at L.A. Rams (11-22)...Caught two passes for 32 yards before injuring his left leg in the first half vs. Miami (12-6)...Had four receptions, including a touchdown catch, vs. Tampa Bay (12-19)...Did not dress vs. Detroit (12-28) due to a left leg injury.

**'92 POSTSEASON:** Caught four passes, including a five-yard touchdown pass vs. Washington in the NFC Divisional Playoff Game (1-9)...Averaged 11 yards on three receptions vs. Dallas in the NFC Championship Game (1-17).

**1991:** Named the **Len Eshmont Award** winner as the most inspirational and courageous player in a vote by his teammates...Had a one-yard TD catch vs. San Diego (9-8) and a 12-yard TD reception vs. L.A. Rams (9-22)...Caught a then season-long 54-yard TD reception vs. Atlanta (10-13) and a team-high five catches, including a 21-yard TD reception, at Philadelphia (10-27)...Had a **TEAM RECORD** 97-yard TD reception and season highs in receiving yards (127) and TDs (2) at Atlanta (11-3)...Caught a 19-yard TD and made a key downfield block to spring Jerry Rice for the game-winning score vs. New Orleans (12-1)...Hauled in a game-winning 15-yard TD reception with 1:08 remaining and was named NFC Offensive Player-of-the-Week at Seattle (12-8)...Caught a nine-yard TD pass vs. Kansas City (12-14)...Went over the 1,000-yard receiving mark (1,011) vs. Chicago (12-23).

**1990:** Half of his eight TD catches (seven regular season and one postseason) were from 40-yards-or-more (49, 46, 78, and 61)...Scored the game-winning TD on a 46-yard pass play and had a season-long 78-yard TD reception at Houston (10-7)...Caught the game-winning 23-yard TD vs. N.Y. Giants (12-3) and a game-clinching 34-yard TD with :24 remaining at Minnesota (12-30)...Had a 61-yard TD catch-and-run vs. N.Y. Giants in the NFC Championship Game (1-20-91).

**1989:** Made a 70-yard TD catch-and-run at Philadelphia (9-24)...Had a 43-yard TD reception and gained six yards on his first NFL rush vs. New England (10-22)...Registered a 45-yard catch-and-run for a score vs. New Orleans (11-6) and a season-high 104 yards on five punt returns, including a long of 37 yards, vs. Atlanta (11-12)...NFC Offensive Player-of-the-Week and NFL Miller Lite Player-of-the-Week (Week 14) as he set a **TEAM RECORD** with the fifth-best receiving yardage total in NFL history (286 yards) at L.A. Rams (12-11)...Scored from 92- and 95-yards out, and set an **NFL RECORD** as the first player in League history to have two scoring plays from scrimmage of 90-or-more yards in one game...Caught three passes for 50 yards, including an eight-yard TD reception, in the NFC Divisional Playoff Game vs. Minnesota (1-6-90)...Made an 18-yard TD catch in the NFC Championship Game vs. L.A. Rams (1-14-90) and a 35-yard TD reception against Denver in Super Bowl XXIV (1-28-90).

**1988:** All four regular season TDs covered 65-or-more yards...**NFL LEADER** with a 12.6 punt return average...Placed on "non-football illness" (N.F.I.) list Sept. 2, re-activated Oct. 1, and returned a punt 77 yards for a TD (eighth longest punt return in team history at the time) vs. Detroit (10-2)...Caught a 73-yard TD pass vs. Minnesota (10-30) and returned four punts for 113 yards, including a **TEAM RECORD** 95-yard TD, vs. Washington (11-21)...Caught a 68-yard TD vs. New Orleans (12-11)...Set a **SUPER BOWL RECORD** with his 45-yard punt return vs Cincinnati in Super Bowl XXIII (1-22-89), and caught a game-winning 10-yard TD pass with :34 remaining.

**CAREER:** Drafted in the third round (76th overall) of '86...Injured his back in a preseason game at Denver (8-23)...Placed on Injured Reserve (8-26) and spent the entire season on I.R...His first NFL start came vs. Atlanta (12-20-87) and his first NFL TD came on a 26-yard advance of Harry Sydney's fumble vs. L.A. Rams (12-27-87)...Owns two of the 49ers' all-time top-10 longest punt returns (95, 77), and three of the team's all-time top-five longest pass receptions (97, 95, 92)...Holds **SUPER BOWL RECORDS** for most career punt return yardage (94) and highest career punt return average (15.7), and his six career punt returns in Super Bowl competition ties him with five others for a **SUPER BOWL RECORD**...Named by the Pro Football Hall of Fame as a second team punt return specialist for the NFL's Team-of-the-Eighties...Selected as a punt returner to the Silver Anniversary Super Bowl team in a nationwide vote of the fans.

**COLLEGE:** Chose Delaware as a non-scholarship walk-on griddier and was named All-MEAC each of his three starting seasons(1983-85)...Career totals included: 100 catches for 2,426 yards and 33 TDs, had four rushing TDs and 339 rushing yards, and returned 48 punts (four for TDs) and 14 kickoffs...Established career highs with 40 receptions, 922 yards, and 13 scores, while averaging 23.1 yards per catch in '85.

**PERSONAL:** Born John Gregory Taylor in Pennsauken, NJ...Attended Pennsauken (NJ) High, where he played football and ran track...Standout performer on the 49ers' offseason basketball team and an avid bowler...Was honored by The United Way as the co-winner (with Chris Mullin of the Golden State Warriors) of the 1992 Outstanding Professional Athlete Volunteer Award... Established John Taylor Fund for Exceptional Children in 1991...Has a daughter, Jonnelle Tori'a (9-86)...He and his wife, Elayne, live in the Redwood Shores area of Redwood City, CA.

**TAYLOR'S NFL HONORS:** Pro Bowl - 1989-90, All-NFC - 1988, All-NFL - 1988, Silver Anniversary Super Bowl Team - 1990.

### TAYLOR'S PRO STATISTICS

Year	G/S	Receiving					Punt Returns				
		No.	Yds.	Avg.	Long	TD	No.	Yds.	Avg.	Long	TD
1987	12/2	9	151	16.8	34	0	1	9	9.0	9	0
1988	12/4	14	325	23.2	73t	2	44	556	12.6	95t	2
1989	15/15	60	1077	18.0	95t	10	36	417	11.6	37	0
1990	14/14	49	748	15.3	78t	7	26	212	8.2	30	0
1991	16/16	64	1011	15.8	97t	9	31	267	8.6	24	0
1992	9/8	25	428	17.1	54t	3	0	0	0.0	0	0
<b>Career</b>	<b>78/59</b>	<b>221</b>	<b>3740</b>	<b>16.9</b>	<b>97t</b>	<b>31</b>	<b>138</b>	<b>1461</b>	<b>10.6</b>	<b>95t</b>	<b>2</b>
<b>Playoffs</b>											
1987	1/0	2	48	24.0	33	0	0	0	0.0	0	0
1988	3/3	7	103	14.7	32	1	9	107	11.9	45	0
1989	3/3	10	144	14.4	35t	3	6	46	7.7	17	0
1990	2/2	4	113	28.3	61t	1	3	36	12.0	31	0
1992	2/2	7	59	8.4	18	1	0	0	0.0	0	0
<b>Total</b>	<b>11/10</b>	<b>30</b>	<b>467</b>	<b>17.7</b>	<b>61t</b>	<b>6</b>	<b>18</b>	<b>189</b>	<b>10.5</b>	<b>45</b>	<b>0</b>
<b>Pro Bowl</b>											
1989	1/0	0	0	0.0	0	0	3	30	10.0	24	0
1990	1/0	0	0	0.0	0	0	0	0	0.0	0	0

Year	G/S	Kickoff Returns				
		No.	Yds.	Avg.	Long	TD
1987	12/2	0	0	0.0	0	0
1988	12/4	12	225	18.8	29	0
1989	15/15	2	51	25.5	27	0
1990	14/14	0	0	0.0	0	0
<b>Career</b>	<b>53/35</b>	<b>14</b>	<b>276</b>	<b>19.7</b>	<b>29</b>	<b>0</b>
<b>Playoffs</b>						
1987	1/0	-	29*	-	29	0
1988	3/3	2	35	17.5	22	0
1989	3/3	0	0	0.0	0	0
1990	2/2	0	0	0.0	0	0
<b>Total</b>	<b>9/8</b>	<b>2</b>	<b>64</b>	<b>32.0</b>	<b>29</b>	<b>0</b>
<b>Pro Bowl</b>						
1989	1/0	1	26	26.0	26	0
1990	1/0	0	0	0.0	0	0

\* Lateral from Harry Sydney

### TAYLOR'S 1992 GAME-BY-GAME

Date	Opponent	No.	Yds.	Avg.	Long	TD
9-6	at N.Y. Giants	2	60	30.0	36	0
9-13	vs. Buffalo	5	112	22.4	54t	2
9-20	at N.Y. Jets	1	19	19.0	19	0
9-27	at New Orleans			— Did Not Play —		
10-4	vs. L.A. Rams			— Did Not Play —		
10-11	at New England			— Did Not Play —		
10-18	vs. Atlanta			— Injured Reserve —		
11-1	at Phoenix			— Injured Reserve —		
11-9	at Atlanta			— Injured Reserve —		
11-15	vs. New Orleans	0	0	0.0	0	0
11-22	at L.A. Rams	3	25	8.3	12	0
11-29	vs. Philadelphia	4	82	20.5	51	0
12-6	vs. Miami	2	32	16.0	20	0
12-13	at Minnesota	4	39	9.7	11	0
12-19	vs. Tampa Bay	4	59	14.7	36	0
12-28	vs. Detroit			— Did Not Play —		

### TAYLOR'S 1992 POSTSEASON GAME-BY-GAME

Date	Opponent	No.	Yds.	Avg.	Long	TD
1-9	vs. Washington	4	26	6.5	12	1
1-17	vs. Dallas	3	33	11.0	18	0

OTHER STATS: RUSHING - 1989 (1 for 6), TACKLES - 1987 (4), 1991 (4), CAREER (8), FUMBLE RETURNS - 1987 (26 yards for a TD vs. L.A. Rams - 12-27-87).

### TAYLOR'S PERSONAL NFL BESTS

RECEPTIONS - 11 (at L.A. Rams - 12-11-89)  
 RECEIVING YARDS - 286 (at L.A. Rams - 12-11-89)  
 LONG RECEPTION - 95t (L.A. Rams - 12-11-89)  
 TD RECEPTIONS - 2 (several times)  
 PUNT RETURNS - 7 (at New Orleans - 10-8-89)  
 PUNT RETURN YARDS - 113 (vs. Washington - 11-21-88)  
 LONG PUNT RETURN - 95t (vs. Washington - 11-21-88)  
 KICKOFF RETURNS - 3 (at Chicago - 10-24-88)  
 KICKOFF RETURN YARDS - 46 (twice: at Chicago - 10-24-88 & vs. Minnesota - 10-30-88)  
 LONG KICKOFF RETURN - 29 (vs. Minnesota - 10-30-88...Lateral from Harry Sydney)  
 RUSHES - 1 (vs. New England - 10-22-89)  
 RUSHING YARDS - 6 (vs. New England - 10-22-89)  
 200+ YARDAGE GAMES - (1) 286 (at L.A. Rams - 12-11-89)  
 100+ YARDAGE GAMES - (9) (Last time: 112 vs. Buffalo - 9-13-92)

### TAYLOR'S MULTIPLE TD GAMES

Date	Opponent	TD Receptions	Distances
10-8-89	at New Orleans	2	21,32
12-11-89	at L.A. Rams	2	92,95
10-7-90	at Houston	2	46,78
11-3-91	at Atlanta	2	97x,30

x — 49ers' Team Record

## Mark Thomas • 72

**DEFENSIVE END**    **NORTH CAROLINA STATE**    **2ND YEAR**  
**HT: 6-5**            **WT: 259**            **BORN: 5-6-69**            **(D-4 IN '92)**



**PRO:** Missed the entire '92 season due to an injury suffered in the preseason...Looking to make a contribution to the team in 1993.

**1992:** Recorded one tackle in the exhibition opener before injuring right ankle vs. Denver (8-3)...Missed the remainder of the preseason...Placed on Injured Reserve Sept. 1.

**CAREER:** Selected in the fourth round (89th overall) of the '92 draft...Choice acquired from Green Bay along with the Packers' eighth selection (203rd overall) in exchange for the 49ers' fourth (103rd overall), fifth (130th overall) and sixth (157th) picks...First NC State player ever drafted by the Niners.

**COLLEGE:** All-Atlantic Coast Conference selection as a senior...Posted 46 tackles, three sacks, three forced fumbles and two fumble recoveries in '91...Had a senior season-high 10 tackles, including two sacks, versus North Carolina (9-28)...Started 10 games and posted 41 tackles (21 solo), including five sacks and nine stops for 59 yards in losses, as a junior (1990) with a season-high six tackles versus both Georgia Tech (9-8) and North Carolina (9-29)...Played the "Wolf" (drop linebacker) position and registered a career-high 62 tackles as a sophomore (1989), posting a personal-best 16 tackles versus Clemson (10-21)...Started the first four games at outside linebacker and recorded 42 tackles before suffering a shoulder injury midway through his initial campaign (1988...Redshirted as a freshman in '87...Economics and business major.

**PERSONAL:** Born Mark Andrew Thomas in Lilburn, GA...Named MVP at Lilburn Parkview (GA) High as a tight end/linebacker after posting 97 tackles, 14 sacks, six fumble recoveries and nine receptions for 225 yards in his senior year...Had a best of 14.9 in the 110-meter high hurdles and placed fourth in the state intermediate hurdles (38.1) as a junior...Graduated with a 3.0 GPA...Single, he lives in Lilburn, GA, during the offseason.

## Odessa Turner • 86

**WIDE RECEIVER**    **NORTHWESTERN STATE (LA)**    **7TH YEAR**  
**HT: 6-3**            **WT: 205**            **BORN: 10-12-64**            **(FA IN '92)**



**PRO:** Made an immediate impact on special teams in his first season with the 49ers...Big, strong, sure-handed receiver...Has a penchant for making a big play from scrimmage.

**1992:** Signed by the Niners as a Plan B free agent from the N.Y. Giants...Re-signed Sept. 2 after being waived on the final cutdown Sept. 1...Had two catches, including a career-long 57-yard reception, vs. Buffalo (9-13)...First catch as a 49er was a 23-yard touchdown against the Bills...Suffered a concussion on his only catch at N.Y. Jets (9-20)...Made a key third-down 29-yard reception in the first quarter vs. Atlanta (10-18)...Had a 12-yard touchdown reception at Atlanta (11-9).

**'92 POSTSEASON:** Appeared on special teams vs. Washington in the NFC Divisional Playoff Game (1-9)...Registered two special teams tackles vs. Dallas in the NFC Championship Game (1-17).

**1991:** Had a season-high three receptions vs. L.A. Rams (9-8), at Dallas (9-29), and vs. Phoenix (10-6)...Hauled in a season-long 55-yard catch at Philadelphia (11-4).

**1990:** Played in just four games and had season-highs in receptions with two at Dallas (9-16) and vs. Miami (9-23)...His 25 receiving yards against the Cowboys was his season-best...Missed the rest of the season after injuring a knee vs. Dallas (9-30).

**1989: TEAM LEADER** with career-highs in: receptions (38), yards (467), and TD catches (4)...Caught three passes for 99 yards, including a 30-yard TD in the season opener at Washington (9-11)...Recorded a season-high five receptions: vs. Detroit (9-17), at San Diego (10-22), at Phoenix (11-5), and at San Francisco (11-27).

**CAREER:** Drafted by the N.Y. Giants in the fourth round (112th overall) of 1987...Placed on Injured Reserve (hamstring & shoulder, 9-7), activated from I.R. (10-24), and caught his first NFL TD vs. N.Y. Jets (12-27)...Earned a starting job in '88 summer camp and had career highs in catches (8) and yards (103), including a 28-yard TD reception, at Washington (10-2)...Injured his knee against the Redskins and was placed on I.R. for the remainder of the season.

**COLLEGE:** Two-way standout at Northwestern State (LA)...Earned Gulf Star Conference honors as a wide receiver his sophomore and junior seasons...Moved to safety in his senior year (due to injuries) and garnered all-conference honors, becoming the first player in League history to be named all-conference on offense and defense...Had eight TD catches as a receiver, and posted a team-leading 62 tackles and four interceptions as a defensive back...Majored in physical education.

**PERSONAL:** Born Odessa Turner in Monroe, LA...A three-sport athlete (football, track, basketball) at Monroe (LA) Wossman High...Selected all-state at both wide receiver and defensive back...He and his wife, Michelle, have four sons: twins Odaris and Oderick (12-6-86), Max (12-22-89) and Malcolm (3-20-92)...The family lives in Monroe, LA, during the offseason.

#### TURNER'S PRO STATISTICS

Year	G/S	Receiving			Long	TD
		No.	Yds.	Avg.		
(N.Y. Giants)						
1987	7/0	10	195	19.5	36	1
1988	4/4	10	128	12.8	28	1
1989	13/0	38	467	12.3	44	4
1990	4/0	6	69	11.5	18	0
1991	16/0	21	356	17.0	55	0
(San Francisco)						
1992	16/0	9	200	22.6	57	2
<b>Career</b>	<b>60/4</b>	<b>94</b>	<b>1415</b>	<b>15.0</b>	<b>57</b>	<b>8</b>
Playoffs						
(N.Y. Giants)						
1989	0/0			— Did Not Play —		
1990	0/0			— Did Not Play —		
(San Francisco)						
1992	2/0	0	0	0	0	0
Total	2/0	0	0	0	0	0

#### TURNER'S PERSONAL NFL BESTS

RECEPTIONS - 8 (at Washington - 10-2-88)  
 RECEPTION YARDS - 103 (at Washington - 10-2-88)  
 LONG RECEPTION - 57 (vs. Buffalo - 9-13-92)  
 TD RECEPTIONS - 1 (several times)  
 LONG TD RECEPTION - 30 (at Washington - 9-11-89)

# Garin Veris • 93

DEFENSIVE END      STANFORD      9TH YEAR  
HT: 6-4      WT: 265      BORN: 2-27-63      (FA IN '92)



**PRO:** Veteran defensive lineman...Big, strong, elusive pass rusher...Former all-pro performer.

**1992:** Held out all of training camp and the first four weeks of the season in a contractual dispute with New England...Granted unrestricted free agency Sept. 24...Signed as an unrestricted free agent Sept. 28...Saw limited action from scrimmage vs. L.A. Rams (10-4)...Inactive at Atlanta (11-9)...Dressed, but did not play vs. New Orleans (11-15)...Batted down a pass at the line of scrimmage vs. Philadelphia (11-29)...Had left knee scoped Dec. 30.

**'92 POSTSEASON:** Inactive vs. Washington in the NFC Divisional Playoff Game (1-9) due to a left knee injury...Dressed, but did not play vs. Dallas in the NFC Championship Game (1-17).

**1991:** Appeared in all 16 games for the first time since 1986...Started four games at defensive end...Made first of four consecutive starts at Pittsburgh (9-15) and had four solo tackles, including a sack...Posted a season-high five tackles at Phoenix (9-29).

**1990:** Had arthroscopic surgery on right knee during training camp and missed the season opener vs. Miami (9-9)...Posted four tackles, including a sack, resulting in a fumble that was returned 45 yards for a touchdown, vs. Seattle (10-8)...Had a season-high five solo tackles, including a sack, at Miami (10-18)...Started vs. Buffalo (10-28) and at Philadelphia (11-4)...Injured right knee against the Eagles and had arthroscopic surgery Nov. 6...Inactive Weeks 9-11...Placed on Injured Reserve Dec. 1, and missed the remainder of the season.

**1989:** Placed on I.R. Sept. 1, and missed the entire season after injuring left knee in the pre-season finale vs. Green Bay (9-1)...Had surgery to repair a torn anterior cruciate ligament and a torn medial collateral ligament, as well as the inner cartilage (medial meniscus).

**1988:** Started the first eight games of the season before injuring knee in the first quarter at Buffalo (10-23)...Had arthroscopic surgery on knee Oct. 26, and missed Weeks 9-14...Returned to action vs. Tampa Bay (12-11) and started the season finale at Denver (12-17), recording seven tackles...Chosen by teammates as the Ed Block Courage Award winner.

**CAREER:** Selected in the second round (48th overall) of the 1985 draft by New England...Named to the UPI and Pro Football Writers all- rookie teams in '85...Established a Patriots' rookie club record and finished second on the team in sacks with 10...Started the final four regular season games...Posted four tackles, including three sacks for 35 yards, forced a fumble, returned a fumble 18 yards and intercepted a pass at N.Y. Jets in the AFC Wild Card Game (12-18)...Had one sack for 14 yards and recovered a fumble at Miami in the AFC Championship Game (1-12-86)...Posted a career-high 74 total tackles and led the team in sacks (11 for 74 yards) in '86...Named AFC Defensive Player-of-the-Month for November after posting at least one sack in five straight games...Started all 12 non-strike games in 1987, and registered a season-high nine solo tackles at N.Y. Giants (11-8).

**COLLEGE:** Led the Cardinal in tackles behind-the-line (11) and sacks (5) as a senior, despite being hampered by a broken thumb and sprained ankle...Named defensive MVP in both the Senior Bowl and East-West Shrine Game...Named honorable mention AP All-America, UPI second team All-America and All-Pac-10 in 1984...Began Stanford career as a tight end, was moved to linebacker and played at both defensive end and outside linebacker his last three seasons.

**PERSONAL:** Born Garin Lee Veris in Chillicothe, OH...Attended Chillicothe High, where he was named *Parade*, *Football News*, and National Coaches All-America...Despite missing four games with a broken ankle, he caught 16 passes for 276 yards and two touchdowns and made 61

tackles while playing defensive end as a senior...As a junior and senior, was an All-America in track (shot put and discus)...Averaged 17.5 points and 19 rebounds a game and selected first team all-state center in basketball...Voted his area's player-of-the-year and MVP of the Ohio North-South all-star game...Also played baseball...Single, he lives in Menlo Park, CA.

#### VERIS' PRO STATISTICS

Year	G/S	Tot.	Tackles		Sacks No.	Interceptions No./Yds.	Fumbles Rec.
			Solo	Ast.			
(New England)							
1985	16/4	31	28	3	10	0/0	2
1986	16/15	74	52	22	11	0/0	2
1987	12/12	49	37	12	7	0/0	2
1988	11/9	37	21	16	2	0/0	1
1989	0/0	— Injured Reserve —					
1990	7/2	22	14	8	2	0/0	0
1991	16/4	41	33	8	4	0/0	0
(San Francisco)							
1992	10/0	2	1	1	0	0/0	0
<b>Career</b>	<b>88/46</b>	<b>256</b>	<b>186</b>	<b>70</b>	<b>36</b>	<b>0/0</b>	<b>7</b>
Playoffs							
(New England)							
1985	4/4	14	10	4	4	1/18	1
1986	1/1	5	5	0	0	0/0	0
(San Francisco)							
1992	1/0	0	0	0	0	0/0	0
<b>Total</b>	<b>6/5</b>	<b>19</b>	<b>15</b>	<b>4</b>	<b>4</b>	<b>1/18</b>	<b>1</b>

**OTHER STATS:** FORCED FUMBLES - 1986 (4), 1987 (2), 1988 (1), 1990 (1), 1991 (1), CAREER (9); POSTSEASON FORCED FUMBLES - 1985 (1); PASSES DEFENSED - 1985 (1), 1986 (7), 1987 (2), 1988 (2), 1990 (1), 1991 (1), CAREER (14); POSTSEASON PASSES DEFENSED - 1985 (2).

#### VERIS' PERSONAL NFL BESTS

**TOTAL TACKLES:** 9 (at N.Y. Giants - 11-8-87)  
**SOLO:** 9 (at N.Y. Giants - 11-8-87)  
**SACKS:** 3 (at N.Y. Jets - 12-18-85)  
**SACK YARDS:** 35 (at N.Y. Jets - 12-18-85)  
**PASSES DEFENSED:** 1 (several times)  
**INTERCEPTIONS:** 1 (at N.Y. Jets - 12-18-85)  
**INTERCEPTION RETURN YARDS:** 18 (at N.Y. Jets - 12-18-85)  
**FORCED FUMBLES:** 1 (several times)  
**FUMBLE RECOVERIES:** 1 (several times)  
**FUMBLE RETURN YARDS:** 18 (at N.Y. Jets - 12-18-85)

## SAN FRANCISCO HOME STADIUMS

Stadium	Years Used	First Game	Last Game
Kezar Stadium	1946-1970	N.Y. Yankees 21, 49ers 7 (Sept. 8, 1946)	Dallas 17, 49ers 10 (Jan. 3, 1971)
Candlestick Park	1971-Present	49ers 38, Cleveland 24 (Aug. 8, 1971)*  L.A. Rams 20, 49ers 13 (Oct. 10, 1971)**	

\* — Preseason game

\*\* — First regular season

# Adam Walker • 28

**RUNNING BACK**                      **PITTSBURGH**                      **1ST YEAR**  
**HT: 6-1**                      **WT: 210**                      **BORN: 6-7-68**                      **(FA IN '91)**



**PRO:** Determined, young running back...Has shown ability to succeed in the NFL...Seeking opportunity to make an impact with the 49ers.

**1992:** Spent all of the preseason with the 49ers, appearing in four games, before being released Aug. 25...Signed to the practice roster Sept. 9...Activated from the practice roster Nov. 18...Placed on Injured Reserve Nov. 20, due to a right knee injury...Moved to the active roster from the practice squad Dec. 26...Appeared on special teams vs. Detroit (12-28).

**'92 POSTSEASON:** Inactive vs. Washington in the NFC Divisional Playoff Game (1-9) and vs. Dallas in the NFC Championship Game (1-17).

**1991:** Signed by the 49ers and spent the entire training camp with the club prior to being released before the start of the regular season...Re-signed to the Niners' practice squad for the season.

**CAREER:** Signed as a free agent by Philadelphia in 1990...Waived before the start of the regular season...Played for the Ohio Glory of the World League in 1992 and gained 1,113 all-purpose yards...Rushed 38 times for 144 yards, caught 31 passes for 236 yards, and ranked fourth (22.9) in World League kickoff returns (32 for 733 yards).

**COLLEGE:** Ranked eighth on Pittsburgh's all-time rushing list with 1,027 yards...Rushed for 422 yards on 93 carries and six touchdowns as a senior in 1990.

**PERSONAL:** Born Adam C. Walker in Pittsburgh, PA...Attended Steel Valley High in Munhall, PA...Named *Street and Smith's* high school All-America and State AAA Player-of-the-Year after rushing for 1,079 yards as a senior...Became first player in Steel Valley history to rush for more than 1,000 yards in a single season...Also lettered in track and baseball...Single, he lives in Duquesne, PA, during the offseason.

## WALKER'S PRO STATISTICS

Year	G/S	Rushing			LG	TD
		No.	Yds.	Avg.		
1992	1/0	0	0	0.0	0	0
Playoffs						
1992	0/0	— Did Not Play —				

# Steve Wallace • 74

**TACKLE**                                      **AUBURN**                                      **8TH YEAR**  
**HT: 6-5**                                      **WT: 276**                                      **BORN: 12-27-64**                                      **(D-4C IN '86)**



**PRO:** After an exceptional '92 campaign, he finally received due recognition...Intense performer...Hard-working lineman who is constantly studying his upcoming opponent in an effort to gain the advantage.

**1992:** Chosen to the 1993 Pro Bowl...Did not report to camp until Aug. 1, due to a contractual holdout...Started and played at left tackle Weeks 1-6, 8-16...Started and played most of the game at left tackle until being replaced by Harry Boatwain in the fourth quarter vs. Atlanta (10-18)...Named All-Pro by *Football News*, *College* and *Pro Football Newsweekly* and *USA Today*.

**'92 POSTSEASON:** Started and played the entire game vs. Washington in the NFC Divisional Playoff Game (1-9) and vs. Dallas in the NFC Championship Game (1-17).

**1991:** Played the entire game at left tackle Weeks 1, 3-14...Started at left tackle before being replaced late in the contest vs. San Diego (9-8) and vs. Chicago (12-23)...Played all but one series at left tackle vs. Kansas City (12-14).

**1990:** Started all regular and postseason games at right tackle after moving from his familiar left tackle position.

**1989:** Spent offseason rehabilitating his left ankle...Play limited to special teams Weeks 1-3...Started vs. L.A. Rams (10-1) at right tackle, but finished the game at left tackle, replacing the injured Bubba Paris (groin)...Subbed at both tackle positions at New Orleans (10-8)...Blocked a third quarter FG at Dallas (10-15) that was returned 62 yards for a TD by Johnnie Jackson...Began playing left tackle in the second and fourth quarters of games at N.Y. Jets (10-29).

**CAREER:** Drafted with the 101st pick in '86...Saw brief action in all 16 contests during his rookie season...Member of FG and PAT protection teams...First start of his NFL career came at L.A. Rams (11-1-87)...Started all games at left tackle in '88...Broke his left ankle in the first series of Super Bowl XXIII vs. Cincinnati (1-22-89).

**COLLEGE:** Started 17 consecutive games beginning in '82 until suffering a right knee injury in the sixth game of the '84 season...Missed the conclusion of that campaign, but rebounded to start all games as a senior in '85 and was named All-SEC...Served as a blocker for '85 Heisman award winner Bo Jackson.

**PERSONAL:** Born Barron Steven Wallace in Atlanta, GA...Attended Atlanta Chamblee High...Served as the 49ers' United Way spokesperson for 1992...Completed teaching credential requirements during the '93 offseason...He and his wife, Vassar, adopted two girls: (sisters Elle and Xaia) after filming a 1992 United Way spot...The family lives in San Jose, CA.

**WALLACE'S NFL HONORS:** Pro Bowl - 1993; All-Pro - 1992; All-NFL - 1992; All-NFC - 1992.

**WALLACE'S PRO STATS:** REGULAR SEASON GAMES/STARTS - 1986 (16/0), 1987 (11/4), 1988 (16/16), 1989 (16/1), 1990 (16/16), 1991 (16/16), 1992 (16/16); CAREER (107/69); POSTSEASON GAMES/STARTS - 1986 (1/0), 1987 (1/0), 1988 (3/3), 1989 (3/0), 1990 (2/2), 1992 (2/2); CAREER (12/7); BLOCKED FG - 1987 (1), 1988 (1), 1989 (1); CAREER (3); TACKLES - 1988 (1), 1990 (4); POSTSEASON TACKLES - 1990 (1).



## Wesley Walls • 89

**TIGHT END**

**MISSISSIPPI**

**5TH YEAR**

**HT: 6-5**

**WT: 246**

**BORN: 2-26-66**

**(D-2 IN '89)**

**PRO:** Looks to rebound from disappointing '92 season as the campaign was lost to an injury...Big receiving target and effective blocker.

**1992:** Started preseason contests vs. Denver (8-3) and subbed vs. L.A. Raiders (8-8), vs. Washington (8-16), and at San Diego (8-21)...Injured right shoulder vs. Chargers and did not play vs. Seattle (8-28)...Placed on Injured Reserve Sept. 1, and missed the entire regular season.

**'92 POSTSEASON:** Activated from I.R. Jan. 16...Inactive vs. Dallas in the NFC Championship Game (1-17).

**1991:** Snapped for punts Weeks 1-4...Had one special teams tackle vs. San Diego (9-8)...Caught one pass for 21 yards at Minnesota (9-15)...Had one reception for three yards vs. L.A. Rams (9-22)...Inactive at L.A. Rams (11-25) due to a pinched nerve in his neck.

**CAREER:** Drafted in the second round (56th overall) of '89...Caught a four-yard pass in the initial game of his NFL career at Indianapolis (9-10)...Saw limited duty as a long-snapper early on in 1989...Caught his first NFL TD pass (two yards) vs. New England (10-22)...Made a nine-yard reception and recorded two special teams tackles against Denver in Super Bowl XXIV (1-28-90)...Played mainly on special teams during '90 season.

**COLLEGE:** Moved to TE his senior year and was named All-America and All-SEC...Finished second on the team in '88 with 36 receptions for 426 yards (11.8 average) and three TDs...Started the season opener against Memphis State at TE and LB...Academic All-SEC as a junior, when he started seven games at left DE...Started every regular season game and Independence Bowl as DE in 1986...Engineering major.

**PERSONAL:** Born Charles Wesley Walls in Batesville, MS...Unanimous all-state choice and four-year letterman at Pontotoc (MS) High...Rushed for 1,153 yards and 11 TDs as a senior FB, after playing QB his first three seasons...Also lettered in basketball, baseball, and track...He and his wife, Christy, have two children: a daughter, Alexandra Bailey (11-26-90) and a son, Wesley Colton (2-9-93)...The family lives in Belden, MS, during the offseason.

### WALLS' PRO STATISTICS

Year	G/S	Receiving				
		No.	Yds.	Avg.	Long	TD
1989	16/0	4	16	4.0	9	1
1990	16/0	5	27	5.4	11	0
1991	15/0	2	24	12.0	21	0
1992	0/0	— Injured Reserve —				
<b>Career</b>	<b>47/0</b>	<b>11</b>	<b>67</b>	<b>6.1</b>	<b>21</b>	<b>1</b>
<b>Playoffs</b>						
1989	3/0	1	9	9.0	9	0
1990	2/0	0	0	0.0	0	0
1992	0/0	— Did Not Play —				
<b>Total</b>	<b>5/0</b>	<b>1</b>	<b>9</b>	<b>9.0</b>	<b>9</b>	<b>0</b>

**OTHER STATS:** TACKLES - 1989 (8), 1990 (11), 1991 (2), CAREER (21); POSTSEASON TACKLES - 1989 (2), 1990 (1), CAREER (3); KICKOFF RETURNS - 1990 (1 for 16).

### WALLS' PERSONAL NFL BESTS

RECEPTIONS - 1 (several times)  
 RECEIVING YARDS - 21 (at Minnesota - 9-15-91)  
 LONG RECEPTION - 21 (at Minnesota - 9-15-91)  
 TD RECEPTIONS - 1 (vs. New England - 10-22-89)  
 KICKOFF RETURNS - 1 (vs. L.A. Rams - 11-25-90)  
 KICKOFF RETURN YARDS - 16 (vs. L.A. Rams - 11-25-90)  
 TACKLES - 3 (at Dallas - 10-15-89)  
 SOLO - 2 (several times)  
 ASSISTS - 1 (several times)

## Mike Walter • 99

**LINEBACKER**                      **OREGON**                      **11TH YEAR**  
**HT: 6-3**                      **WT: 245**                      **BORN: 11-30-60**                      **(FA IN '84)**

**PRO:** Veteran member of the 49ers' defense...Intelligent, hard-working, high-effort performer...Consistently one of the top tacklers on the team.

**1992:** Did not report to camp until Aug. 5, due to a contractual holdout....Credited with four tackles at N.Y. Giants (9-6)...Posted four tackles, a forced fumble, and a fumble recovery vs. Buffalo (9-13)...Contributed a then season-high six tackles at N.Y. Jets (9-20), after moving from left inside linebacker to right inside linebacker for the first time this season...Had five tackles and recovered a fumble at New Orleans (9-27)...Registered four tackles vs. L.A. Rams (10-4)...Had a season-high 11 tackles, including one sack for a yard, and forced a fumble at New England (10-11)...Posted a team-leading nine total tackles at Phoenix (11-1)...Had a



team-high eight tackles at L.A. Rams (11-22)...Registered a team-leading nine tackles vs. Philadelphia (11-29).

**'92 POSTSEASON:** Contributed three tackles and recovered a fumble late in the fourth quarter vs. Washington in the NFC Divisional Playoff Game (1-9)...Credited with five tackles vs. Dallas in the NFC Championship Game (1-17).

**1991:** Registered a team-high nine tackles at N.Y. Giants (9-2)...Credited with five tackles, a pass defended and a forced fumble vs. San Diego (9-8)...Started and posted four tackles before injuring his right hamstring in first half vs. L.A. Rams (9-22)...Inactive due to that right hamstring injury... Credited with a pair of tackles while returning to the starting line-up at New Orleans (11-10)...Credited with five tackles while moving over to LILB (as Darin Jordan moved to RILB) at Seattle (12-8).

**1990:** Had four stops vs. Washington (9-16) despite playing with a cast to protect his left ring finger after having surgery earlier in the week...On inactive list vs. Atlanta (9-23) due to that finger injury, and placed on Injured Reserve Oct. 1...Activated Nov. 2, and recorded four tackles before pinching a neck nerve at Green Bay (11-4), and placed on I.R. again Nov. 10...Activated off I.R. Jan. 19, and credited with five tackles as a replacement for Keith DeLong (neck) vs. N.Y. Giants in the NFC Championship Game (1-20-91).

**1989: TEAM LEADER** with 103 total stops...Had a season-high 12 tackles at L.A. Rams (12-11)...Returned an interception four yards against Denver in Super Bowl XXIV (1-28-90)... Postseason **TEAM LEADER** with 15 total tackles.

**CAREER:** Drafted in the second round (50th overall) of the '83 NFL selections by Dallas... Spent his rookie season playing special teams and outside linebacker for the Cowboys...Claimed off waivers by the 49ers from Dallas five days prior to the start of the '84 season (8-28)...Moved to inside linebacker with the 49ers...Won a starting job during the '85 preseason...**TEAM LEADER** with 94 total tackles in '87 and with 97 tackles in 1988...Tied a postseason **TEAM RECORD** with 11 solo tackles in the NFC Championship Game at Chicago (1-8-89), and was '88 postseason **TEAM LEADER** with 31 tackles.

**COLLEGE:** Three-year starter at DE...Played in 44 consecutive games...Captain, team MVP, All-Pac-10, and honorable mention All-America as a senior...**TEAM LEADER** in tackles and sacks in both his junior and senior seasons...Earned a degree in telecommunications in 1984.

**PERSONAL:** Born Michael David Walter in Salem, OR...Played football and basketball for Eugene (OR) Sheldon High...School also produced former Raider and current NBC TV football analyst Todd Christensen and Falcons' QB Chris Miller...He and his wife, Toni, have two daughters: Sarah Julane (9-17-87) and Allison Lynn (11-14-89)...They live in Tualatin, OR, during the offseason.

#### WALTER'S PRO STATISTICS

Year	G/S	Tot.	Tackles		Sacks	Interceptions	Fumbles
			Solo	Ast.	No./Yds.	No./Yds.	Rec./Yds.
(Dallas)							
1983	15/0	0	0	0	0/0	0/0	0/0
(San Francisco)							
1984	16/0	29	21	8	1/2	0/0	0/0
1985	14/14	81	47	34	3/21.5	1/0	0/0
1986	16/2	61	42	19	1/17	0/0	1/0
1987	12/12	94	66	28	0/0	1/16	1/0
1988	16/16	97	60	37	1/15	0/0	1/0
1989	16/16	103	85	18	1/10	0/0	1/0
1990	3/3	11	11	0	0/0	0/0	0/0
1991	11/11	50	38	12	0/0	0/0	0/0
1992	16/13	79	67	12	1/1	0/0	2/0
<b>Career</b>	<b>135/87</b>	<b>605</b>	<b>437</b>	<b>168</b>	<b>8/66.5</b>	<b>2/16</b>	<b>6/0</b>

## Playoffs

1984	3/0	10	2	8	0/0	0/0	0/0
1985	1/1	5	3	2	0/0	0/0	0/0
1986	1/0	3	2	1	0/0	0/0	0/0
1987	1/1	9	7	2	1/5	0/0	0/0
1988	3/3	31	20	11	0/0	0/0	0/0
1989	3/3	15	13	2	0/0	1/4	0/0
1990	1/0	5	4	1	0/0	0/0	0/0
1992	2/2	8	7	1	0/0	0/0	1/0
Total	15/10	86	58	28	1/5	1/4	1/0

**OTHER STATS: FORCED FUMBLES** - 1985 (1), 1986 (1), 1987 (2), 1988 (1), 1989 (1), 1991 (1), 1992 (2). **CAREER (9): POSTSEASON FORCED FUMBLES** - 1988 (1), 1989 (1). **CAREER (2): PASSES DEFENSED** - 1985 (3), 1987 (2), 1988 (3), 1989 (2), 1991 (1). **CAREER (11): POSTSEASON PASSES DEFENSED** - 1988 (1), 1989 (2). **CAREER (3):**

## WALTER'S PERSONAL NFL BESTS

**TOTAL TACKLES** - 13 (twice: at Cincinnati - 9-20-87 & at New Orleans - 10-25-87)

**SOLO** - 11 (at Chicago - 1-8-89)

**ASSISTS** - 8 (vs. Minnesota - 10-30-89)

**SACKS** - 1 (several times)

**YARDS** - 17 (at Green Bay - 10-26-86)

**INTERCEPTIONS** - 1 (several times)

**INTERCEPTION RETURN YARDS** - 16 (vs. Chicago - 12-14-87)

**LONG INTERCEPTION RETURN** - 16 (vs. Chicago - 12-14-87)

**PASSES DEFENSED** - 2 (vs. Seattle - 11-25-85)

**FORCED FUMBLES** - 1 (several times)

**FUMBLE RECOVERIES** - 1 (several times)

## Ted Washington • 97

**NOSE TACKLE-DEFENSIVE END      LOUISVILLE      3RD YEAR**  
**HT: 6-4      WT: 299      BORN: 4-12-68      (D-1 IN '91)**



**PRO:** Developing into a key member of the 49ers' defensive front...Effective pass rusher as well as a solid run stopper...Has shown rapid improvement in first two seasons in the League.

**1992:** Credited with three tackles vs. Buffalo (9-13)...Posted two tackles, including a sack for seven yards, and batted down a pass at the line of scrimmage at N.Y. Jets (9-20)...Contributed four tackles and batted down a pass at the line of scrimmage at New England (10-11)...Started in four-man defensive line and was credited with one tackle vs. Atlanta (10-18)...Posted four tackles in a starting assignment at Atlanta (11-9)...Made the first of four consecutive starts in place of Michael Carter (L knee) vs. New Orleans and posted three tackles...Tallied three tackles, including a sack for eight yards, vs. Philadelphia (11-29)...Credited with four tackles vs. Miami (12-6) and vs. Detroit (12-28).

**'92 POSTSEASON:** Recorded three tackles and batted down a pass at the line of scrimmage vs. Washington in the NFC Divisional Playoff Game (1-9)...Registered five tackles vs. Dallas in the NFC Championship Game (1-17).

**1991:** Had his first NFL sack (four yards) at Atlanta (11-3)...Posted a career-high three tackles at New Orleans (11-10), while playing most of the second half at nose tackle...Tied career high with three tackles at Seattle (12-8).

**CAREER:** Drafted in the first round (25th overall) of '91...First defensive lineman chosen in the first round by the Niners since 1980 (Jim Stuckey - Clemson)...Third highest player ever selected from Louisville: linebacker Otis Wilson (Chicago) was the 19th pick overall in the '80 draft and guard Bruce Armstrong (New England) was the 23rd pick of the '87 draft.

**COLLEGE:** All-South Independent as a senior in '90, with three blocked field goals and 76 tackles, including 15 stops for lost yardage and seven sacks...Participated in the Senior Bowl and Japan Bowl...Finished fifth on the defense with 66 total stops in '89...All-Metro as a sophomore in '88 with 86 total tackles...Majored in physical education.

**PERSONAL:** Born Ted Washington in Tampa, FL, where he participated in football, baseball, track, and wrestling at Tampa (FL) Tech High...State wrestling champ as a senior...Father (Ted) played linebacker for the Houston Oilers (1973-82)...Second of three children...He and his wife, Verlisa, live in San Jose, CA.

#### WASHINGTON'S PRO STATISTICS

Year	G/S	Tot.	Tackles		Ast.	Sacks	Interceptions	Fumbles
			Solo			No./Yds.	No./Yds.	Rec./Yds.
1991	16/0	21	20		1	1/4	0/0	0/0
1992	16/6	35	27		8	2/15	0/0	0/0
<b>Career</b>	<b>32/6</b>	<b>56</b>	<b>47</b>		<b>9</b>	<b>3/19</b>	<b>0/0</b>	<b>0/0</b>
Playoffs								
1992	2/0	8	6		2	0/0	0/0	0/0

**OTHER STATS: PASSES DEFENSED - 1992 (2)**

#### WASHINGTON'S PERSONAL NFL BESTS

**TOTAL TACKLES - 4** (several times)

**SOLO - 3** (several times)

**ASSISTS - 2** (twice: at New England - 10-11-92 & vs. New Orleans - 11-15-92)

**SACKS - 1** (several times)

**SACK YARDS - 8** (vs. Philadelphia - 11-29-92)

**PASSES DEFENSED - 1** (twice: at N.Y. Jets - 9-20-92 & at New England - 10-11-92)



## Ricky Watters • 32

**RUNNING BACK**

**NOTRE DAME**

**3RD YEAR**

**HT: 6-1**

**WT: 212**

**BORN: 4-7-69**

**(D-2 IN '91)**

**PRO:** Youthful, exuberant athlete...Made an immediate impact in his initial playing season with the Niners in '92...Flashy, spinning back who makes tacklers miss...Reliable receiver out of the backfield.

**1992:** Picked to the 1993 Pro Bowl...**TEAM LEADER** in rushes (206), and rushing yards (1,013)...Made NFL debut and contributed 150 yards of total offense, including 100 yards rushing, at N.Y. Giants (9-6), becoming the first 49er running back in team history to gain 100 or more yards rushing in his first League game...Had over 100 combined rushing and receiving yards for the second consecutive week vs. Buffalo (9-13)...Scored first NFL touchdown at N.Y. Jets (9-20)...Had more than 100 combined rushing/receiving yards for the third time at New Orleans (9-27)...Had a three-yard touchdown run amongst a then season-high 20 rushes vs. L.A. Rams (10-4)...Had two touchdowns, including the game-winning TD reception, and had a then career-high 104 yards rushing at New England (10-11)...Posted first three-touchdown game (all rushing) of his career vs. Atlanta (10-18)...Totalled 84 rushing/receiving yards, including a four-yard touchdown run at Phoenix (11-1)...Went over 1,000 total yards from scrimmage (1,055), had a 21-yard touchdown reception, and a career-long 43-yard run at Atlanta (11-9)...Established then career-highs for rushes (21) and rushing yards (115) vs. New Orleans (11-15)...Posted career-highs for rushes (26) and rushing yards (163) and scored a pair of TDs at L.A. Rams (11-22)...Also established **TEAM RECORDS** for a rookie or first-year back with 965 rushing yards and four games of 100 or more yards gained on the ground...Named NFC Offensive Player-of-the-Week for

his performance against the Rams...Gained 20 yards on five carries before injuring his left shoulder late in the first quarter vs. Philadelphia (11-29) and did not return to the game...Inactive vs. Miami (12-6)...Went over 1,000 yards rushing for the season (1,013) in limited action vs. Detroit (12-28).

**'92 POSTSEASON:** Gained 83 yards on 18 carries and caught two passes for 19 yards vs. Washington in the NFC Divisional Playoff Game (1-9)...Had 138 rushing and receiving yards vs. Dallas in the NFC Championship Game (1-17).

**1991:** Placed on Injured Reserve (R foot) Aug. 27, and missed most of training camp due to a broken right foot suffered in the first week of practice...Added to the practice squad in October, but suffered a broken right hand shortly after re-joining the team...Remained on I.R. for the rest of the season.

**CAREER:** Drafted in the second round (45th overall) of '91...Choice acquired from Cincinnati for the Niners' second round pick via Miami and San Francisco's fourth round selection...First player taken by the Niners from Notre Dame since Bobby Leopold (1980 - eighth round).

**COLLEGE:** Tied a **SCHOOL RECORD** by returning three punts for scores, including a 97-yarder vs. SMU in '89 that established another **SCHOOL RECORD**...Rushed for 623 yards and nine TDs in '90, and had a career-high 174 yards and two TDs in a victory over Tennessee...Rushed for 794 yards while starting 11 of 12 games at tailback as a junior in '89...Started five games after moving to flanker in '88, and scored two TDs on punt returns that season...Played in every game as a freshman in '87, finishing second on the team with 370 rushing yards...Earned his degree in design.

**PERSONAL:** Born Richard James Watters in Harrisburg, PA...Participated in football, basketball, and track at Bishop McDevitt High...Two-time all-state running back...Single, he splits time in San Jose, CA and Harrisburg, PA, during the offseason.

#### WATTERS' PRO STATISTICS

Year	Rushing						Receiving				
	G/S	No.	Yds.	Avg.	LG	TD	No.	Yds.	Avg.	LG	TD
1991	0/0	— Injured Reserve —									
1992	14/13	206	1013	4.9	43	9	43	405	9.4	35	2
<b>Career</b>	<b>14/13</b>	<b>206</b>	<b>1013</b>	<b>4.9</b>	<b>43</b>	<b>9</b>	<b>43</b>	<b>405</b>	<b>9.4</b>	<b>35</b>	<b>2</b>
Playoffs											
1992	2/2	29	152	5.2	21	0	8	88	11.0	17	0
Pro Bowl											
1993	1/0	6	9	1.5	6	0	0	0	0.0	0	0

OTHER STATS: PASSING - 1992 (0 for 1).

WATTERS' NFL HONORS: Pro Bowl - 1993.

### TOP FIVE ALL-TIME 49ERS' ROOKIE/FIRST-YEAR RUSHING SEASONS

Rank	Player (Year)	Att.	Yards	Tds.
1.	<b>RICKY WATTERS (1992)</b>	<b>206</b>	<b>1,013</b>	<b>9</b>
2.	Vic Washington (1971)	191	811	3
3.	Ken Willard (1965)	189	778	5
4.	Roger Craig (1983)	176	725	8
5.	Earl Cooper (1980)	171	720	5

### WATTERS' 1992 GAME-BY-GAME

Date	Opponent	Rushing					Receiving				
		No.	Yds.	Avg.	LG	TD	No.	Yds.	Avg.	LG	TD
9-6	at N.Y. Giants	13	100	7.7	19	0	5	50	10.0	14	0
9-13	vs. Buffalo	16	83	5.2	20	0	4	22	5.5	9	0
9-20	at N.Y. Jets	17	55	3.2	13	1	1	4	4.0	4	0
9-27	at New Orleans	18	76	4.2	12	0	7	52	7.4	22	0
10-4	vs. L.A. Rams	20	83	4.2	13	1	2	26	13.0	24	0
10-11	at New England	19	104	5.5	30	1	<b>8</b>	<b>84</b>	10.5	29	1
10-18	vs. Atlanta	15	75	5.0	17	<b>3</b>	3	57	<b>19.0</b>	<b>35</b>	0
11-1	at Phoenix	7	36	5.1	17	1	3	48	16.0	20	0
11-9	at Atlanta	19	75	3.9	<b>43</b>	0	3	25	8.3	211	1
11-15	vs. New Orleans	21	115	5.5	20	0	3	11	3.6	7	0
11-22	at L.A. Rams	<b>26</b>	<b>163</b>	6.3	15	2	3	16	5.3	9	0
11-29	vs. Philadelphia	5	20	4.0	9	0	0	0	0.0	0	0
12-6	vs. Miami	— Did Not Play —					— Did Not Play —				
12-13	at Minnesota	— Did Not Play —					— Did Not Play —				
12-19	vs. Tampa Bay	7	13	1.9	8	0	0	0	0.0	0	0
12-28	vs. Detroit	3	15	5.0	9	0	1	10	10.0	10	0

### WATTERS' 1992 POSTSEASON GAME-BY-GAME

Date	Opponent	Rushing					Receiving				
		No.	Yds.	Avg.	LG	TD	No.	Yds.	Avg.	LG	TD
1-9	vs. Washington	<b>18</b>	<b>83</b>	4.6	21	0	2	19	9.5	13	0
1-17	vs. Dallas	11	69	<b>6.3</b>	16	0	6	<b>69*</b>	<b>10.9</b>	17	0

\* — nine yards on lateral from Jerry Rice

### WATTERS' PERSONAL NFL BESTS

**RUSHES** - 26 (at L.A. Rams - 11-22-92)

**RUSHING YARDS** - 163 (at L.A. Rams - 11-22-92)

**LONG RUSH** - 43 (at Atlanta - 11-9-92)

**TD RUSHES** - 3 (vs. Atlanta - 10-18-92)

**RECEPTIONS** - 8 (at New England - 10-11-92)

**RECEIVING YARDS** - 84 (at New England - 10-11-92)

**LONG RECEPTION** - 35 (vs. Atlanta - 10-18-92)

**TD RECEPTIONS** - 1 (twice: at New England - 10-11-92 & at Atlanta - 11-9-92)

**100+ YARDAGE GAMES** - (4) 163 (at L.A. Rams - 11-22-92), 115 (vs. New Orleans - 11-15-92), 104 (at New England - 10-11-92),

100 (at N.Y. Giants - 9-6-92)

### WATTERS' MULTIPLE TD GAMES

Date	Opponent	TDs	Distances
10-11-92	at New England	1 R, 1 P	1,2
10-18-92	vs. Atlanta	3 R	8,4,1
11-22-92	at L.A. Rams	2 R	3,3

### TOP FIVE ALL-TIME 49ERS' ROOKIE/FIRST YEAR RUSHING PERFORMANCES

Rank	Yards	Player - Opponent (Date)
1.	170	Hugh McElhenny at Dallas (Oct. 5, 1952)
2.	<b>163</b>	<b>Ricky Watters at L.A. Rams (Nov. 22, 1992)</b>
3.	142	Joe Perry vs. Baltimore (Oct. 29, 1950)*
4.	135	Joe Perry vs. Green Bay (Dec. 10, 1950)*
5.	<b>134</b>	<b>Amp Lee at Minnesota (Dec. 13, 1992)</b>

\* First NFL Season

# David Wilkins • 66

**DEFENSIVE END**      **EASTERN KENTUCKY**      **2ND YEAR**  
**HT: 6-4**      **WT: 240**      **BORN: 2-24-69**      **(FA IN '92)**



**PRO:** Quick, agile lineman...Talented athlete who has the physical skills to be an effective performer at the 49er "elephant" position.

**1992:** Spent entire preseason with the 49ers and appeared in all five games before being released Aug. 31 on the team's final cut-down...Signed to the practice squad Sept. 1...Inked to the active roster Sept. 22...Made NFL debut at New Orleans (9-27)...Had three tackles, including his first NFL sack (1.5) for 10 yards, vs. Atlanta (10-18)...Batted down a pass at the line of scrimmage vs. New Orleans (11-15)...Credited with a pass defended vs. Miami (12-6).

**'92 POSTSEASON:** Appeared on special teams and from scrimmage vs. Washington in the NFC Divisional Playoff Game (1-9)...Placed on Injured Reserve (L shoulder) Jan. 16.

**CAREER:** Signed as a free agent by the 49ers following the '92 draft.

**COLLEGE:** Earned All-America and All-Ohio Valley Conference honors in both his junior (1990) and senior ('91) seasons...Recorded 12 sacks in his final collegiate campaign, despite missing two games to injury...Helped his team reach the NCAA Division I-AA playoffs for the third consecutive season...Finished with 87 tackles and nine sacks in 1990...Named ECU's defensive Co-MVP (70 tackles, six sacks) as a sophomore in '89...Majored in psychology.

**PERSONAL:** Born David Wilkins in Cincinnati, OH...Earned all-city, all-conference and all-state honors at Aiken (OH) High...Also earned all-conference honors in basketball, while serving as the team's captain...1988 Academic Winners member...Single, he splits time between Santa Clara, CA, and Cincinnati, OH, during the offseason.

## WILKINS' PRO STATISTICS

Year	G/S	Tot.	Tackles		Sacks No./Yds.	Interceptions No./Yds.	Fumbles Rec./Yds.
			Solo	Assists			
1992	13/0	6	5	1	1.5/10	0/0	0/0
Playoffs							
1992	1/0	0	0	0	0/0	0/0	0/0

OTHER STATS: PASSES DEFENSED - 1992 (2).

## WILKINS' PERSONAL NFL BESTS

TOTAL TACKLES - 3 (vs. Atlanta - 10-18-92)

SOLO - 3 (vs. Atlanta - 10-18-92)

SACKS - 1.5 (vs. Atlanta - 10-18-92)

SACK YARDAGE - 10 (vs. Atlanta - 10-18-92)

PASSES DEFENSED - 1 (twice: vs. New Orleans - 11-15-92 & vs. Miami - 12-6-92)

## MOST SEASONS WITH 10 OR MORE WINS SINCE NFL-AFL MERGER (1970-92)

1.	Miami	15
	Dallas	15
2.	Washington	13
4.	<b>SAN FRANCISCO</b>	<b>12</b>
	L.A. Rams	12



## Jamie Williams • 81

**TIGHT END**

**NEBRASKA**

**10TH YEAR**

**HT: 6-4**

**WT: 245**

**BORN: 2-25-60**

**(FA IN '89)**

**PRO:** Consistent, dependable performer...Able receiver and an accomplished blocker.

**1992:** Did not report to camp until Aug. 10, due to a contractual holdout...Replaced Brent Jones (R hamstring) in the second quarter and had one reception for 13 yards vs. Buffalo (9-13)...Started for Jones (R hamstring) and caught an eight-yard touchdown pass at N.Y. Jets (9-20)...Had a 13-yard reception at Atlanta (11-9)...Had two key pass receptions (for 27 yards) on the team's first fourth-quarter touchdown drive vs. New Orleans (11-15)...Played from scrimmage and on special teams throughout the year.

**'92 POSTSEASON:** Played from scrimmage and on special teams vs. Washington in the NFC Divisional Playoff Game (1-9) and vs. Dallas in the NFC Championship Game (1-17).

**1991:** Appeared on special teams throughout the season...Began starting in place of injured Brent Jones (L knee) and caught four passes for 49 yards at Minnesota (9-15)...Made two catches (28 yards) vs. L.A. Rams (9-22) and caught four passes (33 yards) at L.A. Raiders (9-29)...Had three catches for 46 yards vs. Atlanta (10-13) and a game-high five receptions for 59 yards vs. Detroit (10-20)...Caught his first TD pass (two yards) since 1987 vs. Chicago (12-23).

**CAREER:** Drafted by both the USFL (Boston Breakers) and the NFL in 1983...A third round (63rd overall) pick in by the N.Y. Giants, he was waived at the end of training camp (8-29)...Signed by St. Louis (9-13), but released after four games (10-5)...Signed by Tampa Bay after the '83 season (1-25-84), released (5-8), and joined the Oilers (5-21)...Averaged 40 receptions and nearly 500 yards during his first two seasons with Houston (1984-85)...Had a career-long 33-yard catch vs. L.A. Raiders (10-26-86)...Signed by the Niners as a Plan B free agent from Houston (3-14-89)...Broke the middle finger of his left hand (8-10), and placed on I.R...Activated (12-11), and played in his first Niners' game at L.A. Rams (12-11)...Caught his first three passes of the year (38 yards) vs. Chicago (12-24)...Played from scrimmage and on special teams throughout the '90 season, helping the resurgence of the running game with his strong blocking on the line of scrimmage.

**COLLEGE:** All-Big Eight as a junior and senior...Honorable mention All-America as a senior in '82...Played in the Hula Bowl, Senior Bowl, and Japan Bowl...Majored in broadcasting and speech communications...Nebraska roommate was former 49ers' running back Roger Craig.

**PERSONAL:** Born Jamie Earl Williams in Vero Beach, FL...Raised in Davenport, IA...Pursuing an acting career in TV or the movies...Completed his master's program in mass communications at San Jose State during the recent offseason, and served as the PA announcer at some Spartan athletic events...He and his wife, Charlotte, have a son: Evan Edward (3-10-93)...The family lives in Redwood City, CA.

### WILLIAMS' PERSONAL NFL BESTS

**RECEPTIONS** - 5 (several times)

**RECEIVING YARDS** - 76 (vs. San Diego - 11-24-85)

**LONG RECEPTION** - 33 (vs. L.A. Raiders - 10-26-86)

**TD RECEPTIONS** - 1 (several times)

**LONG TD RECEPTION** - 29 (vs. San Francisco - 10-21-84)

**TACKLES** - 1 (several times)

**SOLO** - 1 (several times)

WILLIAMS' PRO STATISTICS

Year	G/S	Receiving		Avg.	Long	TD
		No.	Yds.			
(St. Louis)						
1983	4/0	0	0	0.0	0	0
(Houston)						
1984	16/16	41	545	13.3	32	3
1985	16/16	39	444	11.4	29	1
1986	16/16	22	227	10.3	33	1
1987	12/12	13	158	12.2	25	3
1988	16/16	6	46	7.7	10	0
(San Francisco)						
1989	3/0	3	38	12.7	17	0
1990	16/0	9	54	6.0	9	0
1991	16/7	22	235	10.7	21	1
1992	16/1	7	76	10.9	21	1
<b>Career</b>	<b>131/84</b>	<b>162</b>	<b>1823</b>	<b>11.2</b>	<b>33</b>	<b>10</b>
Playoffs						
(Houston)						
1987	1/1	1	7	7.0	7	0
1988	2/2	1	14	14.0	14	0
(San Francisco)						
1989	3/0	2	13	6.5	7	0
1990	2/0	1	13	13.0	13	0
1992	2/0	0	0	0.0	0	0
Total	8/3	5	47	9.4	14	0

OTHER STATS: TACKLES - 1990 (1), 1991 (2), 1992 (2). CAREER (5).

## Klaus Wilmsmeyer • 10

PUNTER

LOUISVILLE

2ND YEAR

HT: 6-1

WT: 210

BORN: 12-4-67

(FA IN '92)



**PRO:** Strong-legged kicker with the soft touch to place the ball inside the 20-yard line...Young, developing punter.

**1992:** Spent training camp with Tampa Bay before being released Aug. 25...Signed to the 49ers' practice roster Sept. 2...Activated to the 47-man roster Sept. 4...Tied an **NFL RECORD** by not attempting a punt vs. Buffalo (9-13)...Punted a then season-high three times, including a then career-long 53-yard punt, at New Orleans (9-27)...Placed two punts inside the 20-yard line and had a then season-long 54-yard punt vs. L.A. Rams (10-4)...Averaged 39.0 yards on two punts and was credited with a tackle at Phoenix (11-1)...Averaged 39.3 yards on four punts, including a season-tying long of 54 yards, and placed three punts inside the 20-yard line at Atlanta (11-9)...Had a then career-high tying 54-yard punt vs. New Orleans (11-15)...Averaged 41.6 yards on five punts, including a then career-long 55 yarder, at L.A. Rams (11-22)...Had a season-high six punts, including a long of 53 yards, vs. Philadelphia (11-29)...Had a career-long 58-yard punt at Minnesota (12-13)...Punted a season-high tying six times for a 38.7-yard average vs. Tampa Bay (12-19)...Averaged a season-best 44.7 yards on three punts vs. Detroit (12-28)...Named All-Rookie by *Football News*, *Pro Football Weekly* and *College and Pro Football Newsweekly*.

**'92 POSTSEASON:** Averaged 40 yards on two punts, including a long of 49 yards, vs. Washington in the NFC Divisional Playoff Game (1-9)...Had a 57-yard punt vs. Dallas in the NFC Championship Game (1-17).

**CAREER:** Drafted in the 12th round (311th overall) by Tampa Bay in 1992.

**COLLEGE:** Doubled as both a punter and placekicker for the Cardinals during his four-year collegiate career...Averaged 39.5 yards and connected on 22 of 30 field goal opportunities during his career...Punted five times for a 51.2-yard average, including a career-long 84-yard punt, vs. West Virginia (9-22-90)...Named All-South Independent first team as a punter by AP after scoring 46 points and punting for a 43.0-yard average in 1990...Tied a school record with a 52-yard field goal vs. Virginia (10-28-89) as a sophomore...Majored in communications.

**PERSONAL:** Born Klaus Wilmsmeyer, Jr. in Mississauga, Ontario, Canada...Earned letters in both football and soccer at Lorne Park Secondary School near Toronto...Named all-conference as a kicker following his junior and senior seasons...Won the Ray Pelfrey Invitational Camp's kicking contest in 1988, with a 60-yard field goal...As a teenager, he was a sweeper on the soccer team that toured Canada, Europe, and the United States...Married the former Deborah Lynn Beach during the '93 offseason (3-27)...The couple lives in Louisville, KY.

### WILMSMEYER'S PRO STATISTICS

Year	G	No.	Yds.	Punting		TB	IN-20	Long	Blocked
				Avg.	Net.				
1992	16	49	1918	39.1	34.7	2	19	58	0
Playoffs									
1992	2	3	137	45.6	45.6	0	1	57	0

**OTHER STATS: TACKLES - 1992 (1).**

**WILMSMEYER'S NFL HONORS:** All-Rookie - 1992

### WILMSMEYER'S PERSONAL NFL BESTS

**PUNTS - 6** (twice) vs. Philadelphia - 11-29-92 & vs. Tampa Bay - 12-19-92)

**LONG PUNT - 58** (at Minnesota - 12-13-92)

**INSIDE THE 20 - 3** (at Atlanta - 11-9-92)

**PUNTING AVERAGE - 44.7** (vs. Detroit - 12-26-92)



## Steve Young • 8

**QUARTERBACK**      **BRIGHAM YOUNG**      **9TH YEAR**  
**HT: 6-2**      **WT: 200**      **BORN: 10-11-61**      **(TRADE IN '87)**

**PRO:** Established himself as one of the premier quarterbacks in the League...Emerged as a leader and demonstrated the ability to rally his team from behind late in the game...Has a flair for the dramatic.

**1992: NFL MOST VALUABLE PLAYER...** *Sports Illustrated*, *Miller Lite Beer* and *Sporting News* Player-of-the-Year...Selected as a starter to the 1993 Pro Bowl...Named the winner of the **Len Eshmont Award** as the most inspirational and courageous player in a vote by teammates...**NFL LEADER** with a 107.0 passer rating, becoming the first player in NFL history to lead the League two consecutive seasons with a passer rating over 100 (101.8 in '91)...Also the **LEAGUE LEADER** in touchdown passes (25) and completion percentage (66.7)...Started and was replaced by Steve Bono after suffering a concussion on the fifth play of the game at N.Y. Giants (9-6)...Returned for the next two series, throwing a touchdown on the first drive, following the concussion, but was relieved permanently by Bono at the start of the second quarter after recurring effects of concussion...Established a career-high for passing yards (449) and tied a personal-high for completions (26) vs. Buffalo (9-13)...Threw a pair of touchdown passes and ran for another before being replaced by Steve Bono at the start of the fourth quarter at N.Y. Jets (9-20)...Surpassed 6,000 yards passing (6,021) as a 49er at New Orleans (9-27)...Ran for a pair of touchdowns and engineered a fourth-quarter drive that set up the game-winning field goal vs. L.A.

Rams (10-4)...Threw a pair of touchdown passes, including the game-winner to Ricky Watters, at New England (10-11)...Threw three touchdown passes, including a season-long 80-yard TD toss to Jerry Rice vs. Atlanta (10-18)...Named NFC Offensive Player-of-the-Month for October...Started and played the game's first two series until being forced to leave the game (due to the flu) at Phoenix (11-1)...Threw a season-high-tying three touchdown passes at Atlanta (11-9)...Tossed a pair of touchdown passes, including the game-winning eight-yard TD pass (to Brent Jones) with :46 remaining vs. New Orleans (11-15)...Also had a 10-yard touchdown run against the Saints...Named NFC Offensive Player-of-the-Week for his performance against the Saints...Threw a pair of touchdown passes, including Jerry Rice's 100th career receiving TD, vs. Philadelphia (11-29)...Tossed a pair of touchdown passes, including Jerry Rice's NFL record-breaking 101st TD reception, vs. Miami (12-6)...Threw a season-high-tying three touchdowns vs. Tampa Bay (12-19)...Completed 12 of 18 passes for 153 yards while playing only the first half vs. Detroit (12-28) before being replaced by Joe Montana at the start of the second half.

**'92 POSTSEASON:** Made his first NFL postseason start vs. Washington in the NFC Divisional Playoff Game (1-9) and threw a pair of touchdown passes...Had a one-yard touchdown run and threw a TD pass vs. Dallas in the NFC Championship Game (1-17).

**1991; NFL LEADER** in passing efficiency with a 101.8 QB rating...Threw a 73-yard TD pass and rushed for a five-yard score at N.Y. Giants (9-2)...Established career highs for completions (26) and passing yards (348) vs. San Diego (9-8)...Moved into seventh place on the 49ers' all-time completion list (271), surpassing Jim Plunkett (254), vs. L.A. Rams (9-22)...Had a streak of at least one TD pass in every '91 game snapped at L.A. Raiders (9-29)...Equaled his career high in passing yards (348) and ran for a pair of TDs vs. Atlanta (10-13)...Moved into sixth place on the 49ers' all-time completion list (329), surpassing Frankie Albert (316), vs. Detroit (10-20) and was named NFC Offensive Player-of-the-Week by the NFL and NFL Player-of-the-Week by *USA Today*...Engineered an eight-minute scoring drive to open game, resulting in a 21-yard TD pass to John Taylor at Philadelphia (10-27)...Named NFC Offensive Player-of-the-Month for October after completing 68.5 percent of his passes for 681 yards and five TDs...Threw a **TEAM RECORD** 97-yard TD pass to Taylor before injuring the medial collateral ligament in his left knee at the end of first half at Atlanta (11-3) and did not return...Inactive at New Orleans (11-10), vs. Phoenix (11-17) and at L.A. Rams (11-25)...Dressed, but did not play, vs. New Orleans (12-1) and at Seattle (12-8)...Replaced the injured Steve Bono (L knee) in the third quarter and completed two of four passes for 21 yards vs. Kansas City (12-14)...Started, threw three TD passes and ran for another score vs. Chicago (12-23).

**1990:** Completed his first pass attempt of the season vs. Tampa Bay (11-18) as he replaced Joe Montana late in the fourth quarter...Made his first start of the season vs. New Orleans (12-23)...Became only the second 49ers' QB in team history to rush for over 100 yards (102) in a game (Billy Kilmer had 103 yards at Detroit, 10-1-61)...Replaced Montana to begin the second half at Minnesota (12-30), and engineered a fourth-quarter come-from-behind victory as he completed six of seven passes for 88 yards, including a 34-yard TD pass to John Taylor, during the final drive...Came in for the injured Montana late in the fourth quarter vs. N.Y. Giants in the NFC Championship Game (1-20-91), and completed his only pass attempt for 25 yards.

**1989:** Played the final series, subbing for injured Joe Montana (R elbow), at New Orleans (10-8)...Started at Dallas (10-15), and led the team with 79 rushing yards, including long of 22, against the Cowboys...Subbed for injured Montana (L knee) vs. New England (10-22), and threw a TD pass on his only play of the first half...Started at N.Y. Jets (10-29), but injured his right knee and ankle in the second quarter, and was replaced by Steve Bono...Returned to play late in the quarter, prior to giving way to Bono for another series midway through the fourth quarter, but finished the game...Forced into action for one play (sacked for seven yards) vs. Green Bay (11-19)...Replaced injured Montana (ribs) late in the second quarter at Atlanta (12-3), and played all of the second half...Completed his first 10 passes, including a 38-yard TD to John Taylor, and scored on a one-yard run at the Falcons (12-3)...Ran for a two-yard score and threw an eight-yard TD as a starter

vs. Buffalo (12-17)...Completed two of three passes for 20 yards and had an 11-yard run against Denver in Super Bowl XXIV (1-28-90).

**1988:** Subbed for injured Joe Montana (R elbow) at New Orleans (9-4)...Started Week 2 at N.Y. Giants (9-11)...Rushed twice for eight yards when pressed into action during the final drive (fourth quarter & overtime) vs. Denver (10-9)...Started for injured Montana (back) vs. Minnesota (10-30) and threw a 73-yard TD pass to John Taylor...Recorded one of the team's all-time memorable efforts with a 49-yard scoring run with 1:58 remaining, providing the margin of victory that game, and was named NFC Player-of-the-Week for his efforts.

**1987:** Acquired by San Francisco four days prior to the 1987 draft (4-24) for second- and fourth-round selections...Started for injured Joe Montana (R hand) vs. New Orleans (11-15), and completed five of six passes (including a 46-yard TD to Jerry Rice) and rushed four times for 24 yards, prior to suffering a concussion late in the first quarter...Subbed for Montana (L hamstring) for most of Chicago game (12-14), and threw a career-high four TDs against Bears...Replaced Montana in the third quarter of the NFC Divisional Playoff Game vs. Minnesota (1-9-88), and rushed for a team-high 72 yards, including a five-yard TD.

**CAREER:** Selected in the first-round (10th overall) of the '84 USFL draft by the L.A. Express, but did not sign with the Express until season was underway, causing him to miss the first six games of his rookie season...Started 12 games for the Express and became the first player in pro football history to rush for 100 yards and pass for 300 yards in the same game (4-20, at Chicago)...Signed with Tampa Bay (9-10-85) after his Express release...Buccaneers made Young the first selection of the NFL Supplemental Draft (June, '84)...Started the final five games for Tampa Bay in '85, after playing in 13 of 16 contests for the Express that year (including a portion of the finale as a running back)...Had then-personal NFL highs in attempts (363) and completions (195), while starting all but Tampa Bay's first two contests in 1986...Currently ranks No. 2 all-time (behind Joe Montana's 93.5) in passing efficiency with a 90.4 passer rating...Ranks as the club's all-time rushing quarterback with 1,611 yards.

**COLLEGE:** Consensus All-America and Heisman Trophy runner-up to Nebraska's Mike Rozier in 1983...Completed 71.3 percent (306-of-429 for 3,902 yards and 33 TDs) of his passes as a senior for the highest single season percentage in NCAA history at the time...BYU won 11 of 12 games (including a Holiday Bowl victory over Missouri) in '83, as he passed for over 300 yards in all but two contests.

**PERSONAL:** Born Jon Steven Young in Salt Lake City, UT, and attended Greenwich (CT) High...Great-great-great grandson of Brigham Young...Completed law school studies at BYU this offseason...Named Bay Area Sports Hall of Fame Professional Athlete-of-the-Year for 1992...Appeared on "Late Night" With David Letterman and was a contestant on "Wheel of Fortune" during the '93 offseason...Established in 1993 the Forever Young Foundation...Single, he lives in Mt. View, CA and Park City, UT.

**YOUNG'S NFL HONORS:** Pro Bowl - 1993; All-NFC - 1992; All-NFL - 1992; All-Pro - 1992; Sports Illustrated Player-of-the-Year - 1992; NFL MVP - 1992; NFL Player-of-the-Year - 1992; Sporting News Player-of-the-Year - 1992; NFLPA NFC Most Valuable Player - 1992; Len Eshmont Award - 1992.

**YOUNG'S 300-YARD PASSING GAMES** — (6) 449 (vs. Buffalo - 9-13-92), 399 (vs. Atlanta - 10-18-92), 348 (vs. San Diego 9-8-91 & vs. Atlanta - 10-13-91), 342 (vs. Philadelphia - 11-29-92), and 338 (vs. Chicago - 12-23-91)

**YOUNG'S 300-YARD POSTSEASON PASSING GAMES** — (1) 313 (vs. Dallas - 1-17-93).

### THE CENTURY CLUB

Quarterbacks who have had ratings of over 100 in a single season:

PLAYER	RATING	YEAR	PLAYER	RATING	YEAR
Sammy Baugh	109.9	1945	Ken Stabler	103.4	1976
Charlie Conerly	102.7	1959	Joe Montana	102.9	1984
Milt Plum	110.4	1960	Dan Marino	108.9	1984
Y.A. Tittle	104.8	1963	Joe Montana	102.1	1987
Len Dawson	101.9	1966	Joe Montana	112.4	1989
Bart Starr	105.0	1966	Jim Kelly	101.2	1990
Roger Staubach	104.8	1971	Steve Young	101.8	1991
Bert Jones	102.5	1976	Steve Young	107.0	1992

### YOUNG'S PRO STATISTICS

#### Passing

Year	G/S	Att.	Comp.	Yds.	Pct.	Int.	Long	TD	QB Rating
(USFL)									
1984	12/12	310	179	2361	.577	9	81t	10	80.6
1985	13/13	250	137	1741	.548	13	66t	6	63.1
(Tampa Bay)									
1985	5/5	138	72	935	.522	8	59	3	56.9
1986	14/14	363	195	2282	.537	13	46	8	65.5
(San Francisco)									
1987	8/3	69	37	570	.536	0	50t	10	120.8
1988	11/3	101	54	680	.535	3	73t	3	72.2
1989	10/3	92	64	1001	.696	3	50t	8	120.8
1990	6/1	62	38	427	.613	0	34t	2	92.6
1991	11/10	279	180	2517	.645	8	97t	17	101.8
1992	16/16	402	268	3465	.667	7	80t	25	107.0
USFL Totals	25/25	560	316	4102	.564	22	81t	16	73.1
NFL Totals	81/55	1506	908	11877	.602	42	97t	76	90.4
<b>Career</b>	<b>106/80</b>	<b>2066</b>	<b>1224</b>	<b>15979</b>	<b>.592</b>	<b>64</b>	<b>97t</b>	<b>92</b>	<b>85.6</b>
Playoffs									
(USFL)									
1984	2/2	67	30	421	.448	4	39	1	46.0
(San Francisco)									
1987	1/0	17	12	158	.706	1	31	1	94.7
1988	2/0	1	1	-1	.1000	0	-1	0	79.2
1989	3/0	5	3	26	.600	0	13	0	73.8
1990	2/0	1	1	25	.1000	0	25	0	118.8
1992	2/2	65	45	540	.692	3	36	3	90.5
USFL Totals	2/2	67	30	421	.448	4	39	1	46.0
NFL Totals	10/2	89	62	748	.697	4	36	4	91.4
Total	12/4	156	92	1169	.589	8	39	5	71.8
Pro Bowl									
1993	1/1	32	18	196	.562	1	23	3	45.8

#### Rushing

Year	G/S	Att.	Yds.	Avg.	Long	TD
(USFL)						
1984	12/12	79	515	6.5	47t	7
1985	13/13	56	368	6.6	28	2
(Tampa Bay)						
1985	5/5	40	233	5.8	20	1
1986	14/14	74	425	3.5	31	5
(San Francisco)						
1987	8/3	26	190	7.3	29t	1
1988	11/3	27	184	6.8	49t	1
1989	10/3	38	126	3.3	22	2
1990	6/1	15	159	10.6	31	0
1991	11/10	66	415	6.3	21	4
1992	2/2	16	106	6.6	22	1

USFL Totals	25/25	135	883	6.5	471	9
NFL Totals	67/41	302	1838	6.1	491	15
<b>Career</b>	<b>92/66</b>	<b>437</b>	<b>2721</b>	<b>6.2</b>	<b>491</b>	<b>24</b>
Playoffs						
(USFL)						
1984	2/2	9	68	7.6	16	0
(San Francisco)						
1987	1/0	6	72	12.0	42	1
1988	2/0	3	1	0.3	1	0
1989	3/0	5	5	1.0	11	0
1990	2/0	0	0	0.0	0	0
1992	2/2	16	106	6.6	22	1
USFL Totals	2/2	9	68	7.6	16	0
NFL Totals	10/2	30	184	6.1	42	2
Total	12/4	39	252	6.5	42	2
Pro Bowl						
1993	1/1	6	34	5.6	10	0

#### YOUNG'S 1991 GAME-BY-GAME PASSING

Date	Opponent	Att.	Comp.	Yds.	Sacks	TD	Long	Int.
9-2	at N.Y. Giants	22	12	162	1/10	1	731	1
9-8	vs. San Diego	36	<b>26</b>	<b>348</b>	1/4	<b>3</b>	701	0
9-15	at Minnesota	27	19	275	2/10	2	30	1
9-22	vs. L.A. Rams	31	21	288	2/15	2	621	0
9-29	at L.A. Raiders	35	18	217	2/4	0	36	2
10-13	vs. Atlanta	<b>38</b>	22	<b>348</b>	1/5	2	571	<b>3</b>
10-20	vs. Detroit	20	18	237	0/0	2	51	0
10-27	at Philadelphia	15	10	96	2/11	1	22	0
11-3	at Atlanta	19	11	187	2/20	1	<b>971</b>	1
11-10	at New Orleans			— Did Not Play —				
11-17	vs. Phoenix			— Did Not Play —				
11-25	at L.A. Rams			— Did Not Play —				
12-1	vs. New Orleans			— Did Not Play —				
12-8	at Seattle			— Did Not Play —				
12-14	vs. Kansas City	4	2	26	0/0	0	12	0
12-23	vs. Chicago	32	21	338	0/0	<b>3</b>	69	0

#### YOUNG'S 1991 GAME-BY-GAME RUSHING

Date	Opponent	Att.	Yds.	Avg.	Long	TD
9-2	at N.Y. Giants	6	45	7.5	12	1
9-8	vs. San Diego	5	30	6.0	12	0
9-15	at Minnesota	5	35	7.0	11	0
9-22	vs. L.A. Rams	2	4	2.0	3	0
9-29	at L.A. Raiders	5	33	6.3	12	0
10-13	vs. Atlanta	<b>11</b>	<b>68</b>	6.2	9	<b>2</b>
10-20	vs. Detroit	7	40	5.7	10	0
10-27	at Philadelphia	5	32	6.4	16	0
11-3	at Atlanta	5	34	6.8	9	0
11-10	at New Orleans			— Did Not Play —		
11-17	vs. Phoenix			— Did Not Play —		
11-25	at L.A. Rams			— Did Not Play —		
12-1	vs. New Orleans			— Did Not Play —		
12-8	at Seattle			— Did Not Play —		
12-14	vs. Kansas City	6	31	5.2	15	0
12-23	vs. Chicago	8	63	<b>7.9</b>	<b>21</b>	1

### YOUNG'S 1992 GAME-BY-GAME PASSING

Date	Opponent	Att.	Comp.	Yds.	Sacks/Lost	TD	Long	Int.
9-6	at N.Y. Giants	6	4	27	1/2	1	12	0
9-13	vs. Buffalo	37	26	449	1/10	3	57	1
9-20	at N.Y. Jets	23	15	173	0/0	2	47	0
9-27	at New Orleans	26	17	187	1/8	0	32	0
10-4	vs. L.A. Rams	29	20	247	2/9	0	43	1
10-11	at New England	27	19	234	2/6	2	32t	1
10-18	vs. Atlanta	28	18	399	0/0	3	80t	1
11-1	at Phoenix	8	6	76	1/17	0	19	0
11-9	at Atlanta	18	12	143	2/5	3	21t	0
11-15	vs. New Orleans	37	24	205	4/14	2	21	1
11-22	at L.A. Rams	26	14	167	3/14	1	42t	0
11-29	vs. Philadelphi	35	24	342	2/13	2	51	0
12-6	vs. Miami	27	19	220	0/0	2	32	1
12-13	at Minnesota	26	20	183	6/31	1	24	1
12-19	vs. Tampa Bay	31	18	270	3/15	3	36	0
12-28	vs. Detroit	18	12	153	1/8	0	24	0

### YOUNG'S 1992 POSTSEASON GAME-BY-GAME

Date	Opponent	Att.	Comp.	Yds.	Sack/Lost	TD	Long	Int.
1-9	vs. Washington	30	20	227	2/13	2	35	1
1-17	vs. Dallas	35	25	313	3/12	1	36	2

### YOUNG'S 1992 GAME-BY-GAME RUSHING

Date	Opponent	No.	Yds.	Avg.	LG	TD
9-6	at N.Y. Giants	1	3	3.0	3	0
9-13	vs. Buffalo	7	50	7.1	20	0
9-20	at N.Y. Jets	4	50	12.5	17	1
9-27	at New Orleans	8	65	8.1	26	0
10-4	vs. L.A. Rams	3	60	20.0	39t	2
10-11	at New England	9	69	7.7	21	0
10-18	vs. Atlanta	2	28	14.0	26	0
11-1	at Phoenix	0	0	0.0	0	0
11-9	at Atlanta	7	39	4.3	18	0
11-15	vs. New Orleans	8	58	7.3	17	1
11-22	at L.A. Rams	3	16	5.3	14	0
11-29	vs. Philadelphia	6	26	4.3	12	0
12-6	vs. Miami	4	20	5.0	12	0
12-13	at Minnesota	7	14	2.0	4	0
12-19	vs. Tampa Bay	6	42	7.0	20	0
12-28	vs. Detroit	0	0	0.0	0	0

### YOUNG'S 1992 POSTSEASON GAME-BY-GAME

Date	Opponent	No.	Yds.	Avg.	LG	TD
1-9	vs. Washington	8	73	9.1	22	0
1-17	vs. Dallas	8	33	4.1	10	1

OTHER STATS: TACKLES - 1991 (1); POSTSEASON TACKLES - 1992 (1); POSTSEASON RECEIVING YARDS - 1987 (2 on lateral from Dwight Clark).

YOUNG'S PERSONAL NFL BESTS

PASSES ATTEMPTED - 43 (vs. Chicago - 11-9-86)  
 COMPLETIONS - 26 (twice: vs. San Diego - 9-8-91 & vs. Buffalo - 9-13-92)  
 PASSING YARDS - 449 (vs. Buffalo - 9-13-92)  
 TD PASSES - 4 (vs. Chicago - 12-14-87)  
 LONG PASS - 971 (at Atlanta - 11-3-91)  
 INTERCEPTIONS - 3 (twice: at Minnesota - 12-8-85 & vs. Atlanta - 10-13-91)  
 RUSHES - 11 (twice: at Dallas - 10-15-89 & vs. Atlanta - 10-13-91)  
 RUSHING YARDS - 102 (vs. New Orleans - 12-23-90)  
 LONG RUSH - 491 (vs. Minnesota - 10-30-88)  
 TD RUSHES - 2 (several times)  
 SACKED - 6 (several times)  
 SACK YARDAGE - 48 (vs. Detroit - 11-24-85)  
 300+ YARDAGE GAMES - 7  
 400+ YARDAGE GAMES - 1 (449 vs. Buffalo - 9-13-92)  
 MULTIPLE TD PASSING GAMES - 20 (Last time: 3 vs. Tampa Bay - 12-19-92)

## Steve Young—36th Annual Len Eshmont Award Winner

Steve Young won the 49ers' Len Eshmont Award, the team's most prestigious annual honor, in 1992.

Young collected the most votes in the annual secret ballot by his teammates. He was the 38th recipient of the award, which was first given to quarterback **Y.A. Tittle** in 1957.

The former BYU quarterback joins Tittle (1957), **John Brodie** (1965) and **Joe Montana** (1986 & 1989) as the only 49ers' quarterbacks to capture the award.

The award is given each year to the Niner who best exemplifies the "inspirational and courageous play" of **Len Eshmont**. A player from the original 1946 Forty Niners' team, Eshmont died in 1957.

Here are the 49ers' annual Len Eshmont Award winners since its inception in '57:

1957 — Y.A. Tittle, QB	1976 — Tommy Hart, DE
1958 — Joe Perry, FB	1977 — Mel Phillips, S
1959 — J.D. Smith, HB	1978 — Paul Hofer, RB
1960 — Dave Baker, S	1979 — Paul Hofer, RB
1961 — Leo Nomellini, DT	1980 — Archie Reese, DT
1962 — Dan Colchico, DE	1981 — Charle Young, TE
1963 — Bob St. Clair, T	1982 — Dwight Clark, WR
1964 — Charlie Krueger, DT	1983 — Bill Ring, RB/ST
1965 — John Brodie, QB	1984 — Keena Turner, LB
1966 — John David Crow, HB	1985 — Roger Craig, FB
1967 — Dave Wilcox, LB	1986 — Joe Montana, QB
1968 — Matt Hazeltine, LB	1987 — Jerry Rice, WR
1969 — Jimmy Johnson, CB	1988 — Michael Carter, NT Roger Craig, RB
1970 — Roosevelt Taylor, S	1989 — Joe Montana, QB
1971 — Ed Beard, LB	1990 — Kevin Fagan, DE Charles Haley, LB
1972 — Tommy Hart, DE	1991 — John Taylor, WR
1973 — Mel Phillips, S	1992 — Steve Young, QB
1974 — Len Rohde, T	
1975 — Jimmy Johnson, CB	

# 1993 DRAFT CHOICES

## Dana Stubblefield



**DEFENSIVE TACKLE**

**HT: 6-2**

**WT: 302**

**KANSAS**

**BORN: 11-14-70**

**ROOKIE**

**(D-1A)**

**PRO-FILE:** Extremely quick and has very good speed for his size...Relentless run defender who holds his ground when met head on...Aggressive and decisive in his movements.

**COLLEGE:** Earned All-America and All-Big Eight Conference honors following his senior season...**1992:** Tied for second on the team with 11 tackles for losses...Had three games (vs. Oregon St., vs. California, and vs. Iowa St.) with seven tackles... Selected MVP of the Aloha Bowl after registering four sacks on BYU quarterback Tom Young (Steve's brother)...**1991:** Recorded a career-high 77 tackles, including a personal-best 10 sacks, and was named All-Big Eight...Opened the season with eight solo tackles, including three sacks, vs. Toledo...Registered a career-high 11 tackles vs. Virginia...Contributed eight tackles (seven solo), including three stops behind the line of scrimmage, vs. Kansas State...Recorded nine tackles (eight solo) vs. Oklahoma...Named Big Eight Defensive Player-of-the-Week after recording 10 tackles, including two sacks, forcing two fumbles, and blocking a punt vs. Colorado...Had a three-yard sack and blocked a punt, which he returned eight yards, vs. Iowa State...**1990: TEAM LEADER** in sacks with five...Named Big Eight Conference Defensive Player-of-the-Week after registering seven tackles, including four sacks for 20 yards, vs. Oregon State...**1989:** Did not play freshman year in order to concentrate on academics...Has one semester left before earning a degree in education.

**DRAFT NOTES:** Selected in the first round (26th overall) of the '93 draft...Niners traded down twice (18th to 20th and 20th to 26th) prior to making Stubblefield their initial choice...First of two defensive players (Todd Kelly, Tennessee - 27th overall) chosen in the first round by the 49ers...First Kansas player ever taken in the draft's initial round by San Francisco.

**PERSONAL:** Born Dana William Stubblefield in Cleves, OH, where he earned All-State and All-Cincinnati honors as a senior at Taylor High...Registered 52 solo tackles despite playing in just five games...Selected to play in the Ohio North-South All-Star game following his senior campaign...Saw action as a defensive lineman and fullback during his three-year grid career...Selected Western Metro League Wrestler-of-the-Year.

### STUBBLEFIELD'S COLLEGIATE STATISTICS

Year	G/S	Tackles				Sacks	Pass Def.	Fumble Rec./Yds.
		Tot.	Solo	Ast.	— Did Not Play-Proposition 48 —			
1989	0/0							
1990	11/11	41	21	20	5	2	0/0	
1991	11/11	77	54	23	10	3	0/0	
1992	11/10	50	31	19	4	5	0/0	
<b>Career</b>	<b>33/32</b>	<b>168</b>	<b>106</b>	<b>62</b>	<b>19</b>	<b>10</b>	<b>0/0</b>	

**OTHER STATS: FORCED FUMBLES - 1991 (3), 1992 (1), CAREER (4); PUNT RETURNS - 1991 (1 for 8 yards); BLOCKED PUNTS - 1991 (1).**



# Todd Kelly

LINEBACKER                      TENNESSEE                      ROOKIE  
 HT: 6-2                      WT: 259                      BORN: 11-27-70                      (D-1B)

**PRO-FILE:** Speed rusher, who shows toughness at the point of attack...Very active and quick off the ball...Has good instincts, pursues well, and takes good angles.

**COLLEGE:** Completed his collegiate career ranked second (behind Reggie White) on the Vols' all-time sack list with 22.5...**1992:** All-America and All-Southeastern Conference selection...Nominated for *Football News'* Defensive Player-of-the-Year award...His 11 sacks ranked second in school history behind White's single-season mark of 15...Had 2.5 sacks for minus 23 yards vs. Georgia...Registered a season-high five tackles, including a sack and a stop behind the line of scrimmage, vs. South Carolina and posted three tackles for losses vs. Memphis State...**1991:** Had a season-high five tackles, including an assisted sack, vs. Mississippi State...Contributed four tackles, a sack, and a stop for a loss vs. Florida...Registered four tackles, a 12-yard sack, and had a pass defended vs. Penn State in the Fiesta Bowl...**1990:** Played in every game as a reserve defensive end...Credited with three tackles, including a pair of sacks for six yards, and a stop behind the line of scrimmage vs. Texas El-Paso...Contributed a pair of sacks for 11 yards and forced a fumble vs. Florida... **1989:** Subbed in eight games as a true freshman...Made two stops and had his first collegiate sack (for eight yards) vs. Louisiana State...Played first base on the Volunteers' baseball team as a freshman...Majored in private commercial recreation.

**DRAFT NOTES:** Chosen in the first round (27th overall — 1B) of the '93 draft by the Niners...Second of two defensive players (Dana Stubblefield, Kansas - 26th overall) taken by the 49ers in the first round...The two picks were the first time San Francisco has ever selected back-to-back in the first round...First Tennessee player chosen in the initial round since linebacker Keith DeLong (28th overall) was drafted in 1989.

**PERSONAL:** Born Todd Eric Kelly in Hampton, VA where he was tabbed all-state, all-region and all-district as a defensive end his senior year at Bethal High...Registered six quarterback sacks and two interceptions, returning one 50 yards for a score on defense, while catching 18 passes with five touchdowns as a tight end in his final season...All-state pick in baseball batting .425 with five home runs in 17 games...Also lettered in track, winning the state high hurdles title (14:1)...Selected to play in the Virginia East-West All-Star Game...Married (3-27-93) the former Renee Davis and the couple is expecting their first child in the fall.

## KELLY'S COLLEGIATE STATISTICS

Year	G/S	Tot.	Tackles			Pass Def.	Fumble Rec./Yds.
			Solo	Ast.	Sacks		
1989	8/0	6	2	4	1.0	0	0/0
1990	12/0	21	14	7	5.0	2	0/0
1991	12/0	23	14	9	5.5	2	0/0
1992	10/10	38	28	10	11.0	0	1/0
<b>Career</b>	<b>42/10</b>	<b>88</b>	<b>58</b>	<b>30</b>	<b>22.5</b>	<b>4</b>	<b>1/0</b>

OTHER STATS: FORCED FUMBLES - 1990 (1), 1991 (1), CAREER (2)

# Adrian Hardy



**CORNERBACK**      **NORTHWESTERN STATE (LA)**      **ROOKIE**  
**HT: 5-11**      **WT: 194**      **BORN: 8-16-70**      **(D-2)**

**PRO-FILE:** Outstanding pass defender with tremendous athletic ability...Shows excellent acceleration and does a solid job against the run...Tough competitor and a big effort player...Versatile athlete who excels on special teams.

**COLLEGE:** Tabbed 1-AA All-America and All-Southland honors as a junior and senior...**1992:** Posted career-highs in tackles (62), interceptions (5) and passes defended (15), while tying personal bests in blocked kicks (3) and fumble recoveries (2)...Interceptions and passes defended totals were team-highs...His single-season pass defended total (15) is second in school history behind former 49er Kevin Lewis' 19 in 1987...Registered five tackles, had four passes defended, and blocked three kicks (1 FG, 2 PATs) vs. Arkansas State, earning conference Special Teams Player-of-the-Week honors...Contributed a career-high nine tackles and had two passes defended, including an interception vs. Northeast Louisiana...Played in the Hula Bowl...**1991:** Credited with five tackles, blocked a field goal attempt, and made a game-saving interception late in the game to secure a victory over East Texas State...Registered a season-high seven tackles vs. North Texas State...**1990:** Blocked field goal attempts vs. Eastern Illinois, Arkansas Sate and Southwest Texas State...**1989:** Appeared in 10 games as a backup...**1988:** Redshirted his freshman season...Performed on the school's mile relay team, leading the squad to three Southland Conference titles.

**DRAFT NOTES:** Drafted in the second round (48th overall) of the '93 draft by the 49ers...San Francisco traded twice in the round before selecting Hardy...First player from Northwestern State ever chosen by the 49ers...School has also produced 49er WR Odessa Turner, former 49er Kevin Lewis, Dolphins' WR Mark Duper, Falcons' QB Bobby Hebert, Saints' WR Floyd Turner and Packers' RB John Stephens.

**PERSONAL:** Born Adrian Paul Hardy in New Orleans, LA where he was named all-district and team MVP at Redeemer High...Rushed for 1,485 yards and seven touchdowns on 225 carries, and added 50 tackles with three interceptions in his final campaign...Led his team to a pair of Class AA titles as they compiled a 20-5 record (1986-87)...Lettered in track where he won the regional 800-meters title and finished fourth in the event at the state finals...Working toward a degree in business management.

## HARDY'S COLLEGIATE STATISTICS

Year	G	Tackles		Interceptions		Pass Def.	Fumble Rec./Yds.
		Tot.	Solo	Ast.	No./Yds.		
1988	0						
— Redshirt Freshman —							
1989	10	6	3	3	1/4	0	2/NA
1990	10	56	45	11	2/18	5	0/NA
1991	11	55	28	27	2/49	9	2/NA
1992	11	62	37	25	5/43	15	2/13
<b>Career</b>	<b>42</b>	<b>179</b>	<b>112</b>	<b>66</b>	<b>10/114</b>	<b>29</b>	<b>6/13</b>

**OTHER STATS:** RECEIVING - 1989 (1 for 17); KICKOFF RETURNS - 1990 (1 for 10); BLOCKED FIELD GOALS - 1990 (3), 1991 (2), 1992 (1); CAREER (6); BLOCKED PATS - 1992 (2); FORCED FUMBLES - 1991 (1).



# Artie Smith

**DEFENSIVE TACKLE/END**                      **LOUISIANA TECH**                      **ROOKIE**  
**HT: 6-4**                      **WT: 303**                      **BORN: 5-15-70**                      **(D-5)**

**PRO-FILE:** Punishing run defender with a quick initial burst... Good size and athletic ability...Intense, strong power rusher.

**COLLEGE:** All-America and All-Independent choice following his senior season...**1992:** Started every game and finished third on the squad with 81 tackles...Named Defensive Player-of-the-Week following a 12-tackle performance vs. Alabama and after registering nine tackles and blocking a field goal vs. South Carolina...**1991:** All-South Independent selection...Registered a career-high 14 tackles vs. Eastern Michigan...**1990:** Played in every game posting 11 tackles and deflecting a pass in his first collegiate appearance vs. East Carolina...Redshirted as a freshman...Also participated in track, throwing the discus as a sophomore and junior...Working on a degree in physical education.

**DRAFT NOTES:** Chosen in the fifth round (116th overall) of the '93 draft by the Niners...Third defensive lineman the 49ers selected in the draft (Dana Stubblefield, Kansas - 1A/26th overall and Todd Kelly, Tennessee, 1B/27th overall)

**PERSONAL:** Born Artie Enlow Smith in Stillwater, OK where he was a two-time all-state choice as a defensive end at Stillwater High...Also played defensive tackle and tight end...Two-time all-conference pick in basketball.

### SMITH'S COLLEGIATE STATISTICS

Year	G	Tot.	Tackles			Sacks	Pass Def.	Fumble Rec.
			Solo	Ast.				
1989	0		— Redshirt freshman —					
1990	11	45	13	32	0	2	0	
1991	10	63	21	42	1	0	0	
1992	11	81	31	50	3	0	0	
<b>Career</b>	<b>32</b>	<b>189</b>	<b>65</b>	<b>124</b>	<b>4</b>	<b>2</b>	<b>0</b>	

OTHER STATS: BLOCKED FIELD GOALS - 1992 (1)

## HOW THE 49ERS WERE BUILT THROUGH THE DRAFT

Below is a look at the veteran members of the 49ers who were drafted by San Francisco. The year they were selected and the round (in paranthesis) is also listed.

Year	Drafted	Year	Drafted	Year	Drafted
1983	Jesse Sapolu (11)	1987	Harris Barton (1A)	1991	John Johnson (2)
1984	Guy McIntyre (3)	1988	Bill Romanowski (3)		Mitch Donahue (4A)
	Michael Carter (5A)	1989	Keith DeLong (1)		Merton Hanks (5A)
1985	Jerry Rice (1)		Wesley Walls (2)		Harry Boatswain (5B)
1986	Larry Roberts (2)	1990	Dexter Carter (1)	1992	Dana Hall (1)
	Tom Rathman (3A)		Dennis Brown (2A)		Amp Lee (2)
	John Taylor (3C)		Eric Davis (2B)		Brian Bollinger (3)
	Steve Wallace (4B)		Martin Harrison (10)		Mark Thomas (4)
	Kevin Fagan (4C)	1991	Ted Washington (1)		Damien Russell (6)
	Don Griffin (6)		Ricky Watters (2A)		Matt LaBounty (12)

## Chris Dalman

GUARD/CENTER

STANFORD

ROOKIE

HT: 6-3

WT: 285

BORN: 3-15-70

(D-6)



**PRO-FILE:** Smart, tough, versatile performer...Has played all positions along the offensive line...Possesses good blocking technique for the run and the pass.

**COLLEGE:** All-Pac-10 selection following final collegiate campaign...Played in the East-West Shrine All-Star Classic...**1992:** Started all 12 games, the first nine at his natural right guard position, the next two at left tackle, and the Blockbuster Bowl vs. Penn State at left guard...**1991:** Switched from center to guard prior to the start of the season...Started 10 of 11 games despite playing with broken and sprained toes on both feet...His first injury occurred vs. Notre Dame and did not play the following week vs. Cornell...**1990:** Started 10 games at center...Did not play vs. Washington due to a foot injury...**1989:** A reserve offensive lineman...**1988:** Redshirted initial season on the Farm...Graduated in December '92 with a political science degree.

**PERSONAL:** Born Chris William Dalman in Salinas, CA, where he was tabbed Lineman-of-the-Year and All-Mission Trail Athletic League as a senior at Palma High...Recognized by the *Tacoma Morning News* "Western Top 100"...Also earned All-NorCal and honorable mention all-state...Excelled on the basketball court as he was named All-Monterey Bay League and All-Salinas Valley...Also won the Max Tybrowski Award, which is emblematic of an outstanding citizen and student-athlete at Palma High.

### DALMAN'S COLLEGIATE STATISTICS

GAMES/STARTS - 1988 (Redshirt - 0/0), 1989 (7/7), 1990 (10/10), 1991 (12/12), 1992 (13/13), CAREER (42/42).

## Troy Wilson

DEFENSIVE END

PITTSBURG STATE

ROOKIE

HT: 6-4

WT: 235

BORN: 11-22-70

(D-7)



**PRO-FILE:** Very active defender who has good mobility...Possesses initial quickness off the ball and good upfield surge...Takes advantage of his speed and strength.

**COLLEGE:** Earned Division II All-America and All-Mid-America Intercollegiate Athletic Association honors following his senior season...**1992:** Led the Gorillas in tackles behind the line of scrimmage (18) and quarterback sacks (14)...Second on team in total tackles (112)...Contributed 11 tackles and recovered a fumble, which he returned 17 yards for a score vs. Emporia State...Registered six tackles, including four behind the line vs. North Dakota State in the Division II quarterfinals...Posted four tackles and a sack vs. Jacksonville State in the Division II National Championship Game...**1991:** All-MIAA choice...Had a season-high 13 solo tackles vs. Washburn. **1990:** Earned All-MIAA honors and honorable mention All-America as a defensive end...**TEAM LEADER** in quarterback sacks with eight...**1989:** One of PSU's top freshman recruits...Credited with eight tackles during the regular season...Also participated in track, placing sixth in the discus and seventh in the shot put at the NCAA Division II Championships as a sophomore...Finished fifth in the shot at the NCAA Division II Indoor meet his freshman season...Has one semester left before earning a degree in business management.

**DRAFT NOTES:** Selected in the seventh round (194th overall) of the '93 draft by the 49ers...Only the second player ever chosen by the Niners from Pittsburg State (Ted Stahura, 30th round in 1958)...One of two MAIAA players (Ronald Moore by Phoenix - 4th round/ 87th overall) taken in this year's selection process...Fifth defensive player picked by San Francisco in the '93 draft.

**PERSONAL:** Born Troy Wilson in Topeka, KS...Prepped at Shawnee Heights (KS) High where he earned all-conference honors...Won two straight state championships in the shot put...Placed first in the shot put in two prestigious national track and field meets...Member of back-to-back state championship basketball teams.

### WILSON'S COLLEGIATE STATISTICS

Year	G	Tot.	Tackles			Sacks	Pass Def.	Fumble
			Solo	Ast.				Rec.
1989	13	11	8	3	0	0	0	
1990	13	91	40	51	8	2	1	
1991	15	104	58	46	22	2	0	
1992	15	113	50	63	17	0	2	
<b>Career</b>	<b>56</b>	<b>421</b>	<b>156</b>	<b>163</b>	<b>47</b>	<b>4</b>	<b>3</b>	

\* — Includes Playoffs



## Elvis Grbac

**QUARTERBACK**

**MICHIGAN**

**ROOKIE**

**HT: 6-5**

**WT: 231**

**BORN: 8-13-70**

**(D-8)**

**PRO-FILE:** Great size and stature...Exceptional medium-range passer...Sets up quickly and has the scrambling ability to avoid the rush...Possesses a soft touch...Has a compact delivery.

**COLLEGE:** Finished his four-year Michigan career as the school record holder in eight different career passing categories, including: Pass Completion Percentage (62.5), Most Passes Attempted (835), Most Passes Completed (522), Most Passing Yards (6,460), Most TD Passes (71), and Passing Efficiency (148.14)...Posted a 30-5-3 record as a starter...Only Wolverine signal caller to lead his team to two bowl game victories (1993 Rose Bowl and 1991 Gator Bowl)...**1992:** All-America honorable mention and All-Big Ten...Finalist for the Johnny Unitas and Davey O'Brien Award...**NCAA LEADER** in passing efficiency (150.18)...Established Michigan career bowl game records for TD Passes (7), passing yards (601), and completions (46) after hitting on 17 of 30 passes for 175 yards in the Wolverine's Rose Bowl victory over Washington...Completed three of three passes for 52 yards on Michigan's go-ahead drive late in the fourth quarter, culminating with 15-yard TD pass...Tied the school single-game touchdown mark by throwing four TD passes (52, 13, three and 32 yards) vs Minnesota...**1991:** All-Big Ten selection and **NCAA LEADER** in passing efficiency (169.0)...**BIG TEN LEADER** in TD Passes (25)...His 25 TD passes also set the school record...Threw three or more touchdown passes in six games...Along with Heisman Trophy winner Desmond Howard, he set the NCAA record for Most Touchdowns by the Same Passer and Receiver in a career (31), and tied the NCAA single-season record for most TDs by the same passer and receiver (19)...Tied the school record for most TD passes thrown in a game (4) against Florida State, matching his effort in the 1991 Gator Bowl...**1990:** Completed 16 of 25 attempts for 296 yards and four TDs in the Gator Bowl vs. Mississippi, establishing a Michigan record for most touchdowns thrown in a bowl game...**1989:** Appeared in his first collegiate game vs. Notre Dame and connected on 17 of 21 passes for 134 yards and two touchdowns...Made his first college start the following week vs. UCLA and hit 13 of

23 attempts for 130 yards, a touchdown and brought the team downfield twice for scores in the closing minutes for a come-from-behind win...1988; Redshirted his initial season in Ann Arbor...Received his communications degree in May '93.

**DRAFT NOTES:** Selected in the eighth round (219th overall) of the '93 draft by the Niners... First quarterback taken since John Paye was chosen in the 10th round of the '87 selection process...Last Michigan player picked by San Francisco was WR Paul Jokisch in the fifth round of the '87 draft.

**PERSONAL:** Born Elvis Grbac in Cleveland, OH...Attended St. Joseph's (OH) High where he earned honorable mention All-State selection and Offensive Back-of-the-Year following his senior campaign...Passed for 900 yards and 15 touchdowns his final year...Led his basketball team to the final four of the 1987 state tournament, while averaging 11.7 points and 10.8 rebounds a game his senior campaign...Single.

### GRBAC'S COLLEGIATE STATISTICS\*

Year	G	Att.	Comp.	Passing		Int.	Long	TD
				Yds.	Pct.			
1988	0			— Redshirt Freshman —				
1989	8	116	73	824	62.9	3	49	8
1990	12	266	155	1911	58.2	10	63	21
1991	12	254	165	2085	64.9	6	65t	25
1992	10	199	129	1640	64.8	12	65	17
<b>Career</b>	<b>42</b>	<b>835</b>	<b>522</b>	<b>6460</b>	<b>62.5</b>	<b>31</b>	<b>65t</b>	<b>71</b>

\* — Includes bowl games.

**BOWL GAMES:** 1991 Gator Bowl (16 of 25 for 296 yards, 4 TD's, 1 INT); 1992 Rose Bowl (13 of 26 for 130 yards, 1 TD, 1 INT); 1993 Rose Bowl (17 of 30 for 175 yards, 2 TD's); **CAREER** (46 of 81 for 601 yards, 7 TD's, 2 INT's).

### DRAFT NOTE

Since the San Francisco 49ers began taking part in Professional Football's annual college draft in 1947 (1947-49 — AAFC, Since '50 — NFL), the team has selected players from 251 different schools.

The University of Southern California heads the list with the most players chosen at 23.

The following is a list of the top schools with the most players, and a numerical breakdown of the remaining colleges:

SCHOOL	NO. OF PLAYERS DRAFTED
1. Southern California .....	23
2. Notre Dame .....	16
3. California .....	15
4. Georgia .....	15
5. Louisiana State .....	14
Oregon .....	14
7. Alabama .....	13
Arizona State .....	13
Michigan .....	13
Mississippi .....	13
UCLA .....	13
12. Pittsburgh .....	12
Stanford .....	12
14. Auburn .....	11
Florida .....	11
Georgia Tech .....	11
Illinois .....	11
San Jose State .....	11
Tulsa .....	11
Washington .....	11

**OTHERS:** 1 school with 10; 6 schools with 9; 6 schools with 8; 11 schools with 7; 9 schools with 6; 11 schools with 5; 16 schools with 4; 18 schools with 3; 35 schools with 2; 116 schools with 1.

# 1993 VETERAN FREE AGENTS

**Mike Alexander** WR (6-3, 190) Penn State 3

Originally an eighth-round (199th overall) selection by the L.A. Raiders in the 1988 draft...Spent season on Injured Reserve...Averaged almost 20 yards per catch (15 for 295) in 1989...Also spent 1990 campaign on the Raiders' reserve list...Released in '91 training camp, but was signed at midseason by Buffalo...Played in three games for the Bills...Re-signed with the Raiders as a Plan B free agent in 1992, but was released in summer camp...Two-year letterman at Penn State following transfer from Nassau (NY) College...Attended Piscataway (NJ) High.

## ALEXANDER'S PRO STATISTICS

Year	G/S	Receiving			Long	TD
		No.	Yds.	Avg.		
(L.A. Raiders)						
1988	0/0	— Injured Reserve —				
1989	16/0	15	295	19.7	61	1
1990	0/0	— Injured Reserve —				
(Buffalo)						
1991	3/1	1	7	7.0	7	0
Career	19/1	16	302	18.9	61	1

**Jeff Bridewell** QB (6-5, 200) UC Davis 1

Selected by Phoenix in the 12th round (309th overall) of the 1991 NFL draft...Released during training camp...Signed to Green Bay's practice squad in December...Allocated by the Packers to Barcelona of the World League...Acquired in Week 8 by Frankfurt...Waived by Packers in '92 training camp...Four-year letterman and two-year starter in college...Finished career at Davis ranked first in completions (487), second in passing yards (5,772) and fifth in TD passes (34)...Lettered in football, baseball and basketball while at Vintage High in Napa, CA.

**Swift Burch** DE (6-4, 270) Temple 1

Free agent signee with the Dallas Cowboys in 1992...Waived during training camp...All-Big East selection and team captain as a senior...Recorded 69 tackles, two sacks, and named team MVP during that '91 campaign...For his career, notched 136 tackles and six sacks...Earned all-metro honors at Roosevelt High in Washington, D.C.

**Jason Childs** T (6-4, 285) North Dakota 1

Signed as a free agent with Buffalo in '92...Member of the 49ers practice squad from Dec. 9-15, and again from Jan. 8-11, 1993...Three-year starter at North Dakota...Named team captain for 1991 campaign...Attended Armstrong High in Plymouth, MN.

**Tim Downing** DE (6-5, 284) Washington State 1

Drafted in the 11th round (302nd overall) by the N.Y. Giants in 1990...Member of team's practice squad that season...Spent all of 1991 season on Injured Reserve with a back injury...Signed as a Plan B free agent with Miami in 1992, but was waived prior to the start of the regular season...Member of the 49ers practice squad from Jan. 8-11, 1993...Three-year letterman at Washington

State...Also captain of the Cougars' swim team...Attended Durham (CA) High...Born in Chico, CA.

**Kevin Evans** WR (6-4, 190) San Jose State 1

Earned a tryout with the Frankfurt Galaxy of the World League in 1992...Signed with 49ers in 1992, but was waived during training camp...Named All-Big West as a senior (1989) after catching 41 passes for 754 yards and seven TDs...Again, earned all-league honors and ranked 10th in the nation as a junior, recording 61 catches for 887 yards in '88...Transferred to SJSU from Cisco (TX) JC...Averaged over 25 yards per catch (25 for 608) in 1987...Attended Ft. Worth (TX) Trimble Tech High.

**Derrick Faison** WR (6-4, 210) Howard 2

Earned a place on the L.A. Rams' roster in 1990, after signing as a free agent...Played in 15 games, and had three receptions for 27 yards and a TD (vs. 49ers - 12-17)...Released during '91 training camp...Inked free agent deal with San Diego in '92 but was released before the start of the season...Three-year letterman for the Bisons, catching 47 passes for 1,324 yards...Prepped at Lake City (SC) High School...Named honorable mention all-state in both basketball and football.

#### FAISON'S PRO STATISTICS

Year (L.A. Rams)	G/S	Receiving				
		No.	Yds.	Avg.	Long	TD
1990	15/0	3	27	9.0	12	1

**Brett Faryniarz** LB (6-3, 230) San Diego State 5

Signed as a free agent with the L.A. Rams in 1988...Played in 15 games his rookie season...Posted three QB sacks, six tackles and recovered two fumbles in a 1989 game against the N.Y. Jets, a performance that earned him NFC Defensive Player-of-the-Week...Was also tabbed as the Rams' Special teams Player-of-the-Year...Started 10 of the next 28 games he played over the 1990-91 seasons...Signed as a Plan B free agent with Atlanta in 1992, but was waived prior to the start of the season...Three-year letterman for the Aztecs...Led team in tackles (106) and set school single-season record for sacks (13) as a senior in '87...Prepped at Cordova High in Rancho Cordova, CA.

#### FARYNIARZ'S PRO STATISTICS

Year (L.A. Rams)	G/S	Tot.	Tackles		Sacks	Interceptions	Fumble
			Solo	Ast.	No./Yds.	No./Yds.	Rec./Yds.
1988	15/0	17	14	3	1/6	0/0	0/0
1989	16/0	28	24	4	3/18	0/0	2/0
1990	16/3	28	27	1	2/12	0/0	0/0
1991	12/7	26	21	5	0/0	0/0	1/0
<b>Career</b>	<b>59/10</b>	<b>99</b>	<b>86</b>	<b>13</b>	<b>6/36</b>	<b>0/0</b>	<b>3/0</b>

**Odell Haggins** NT (6-2, 275) Florida State 2

Drafted by the 49ers in the ninth round (248th overall) of 1990 selection process and was on the team's practice squad...Signed as a free agent with Buffalo in '91...Recorded three tackles in five games before being waived...Signed by 49ers prior to '92 training camp...Waived (injured) before the start of the regular season...Three-year starter for FSU and posted 100 tackles as a senior...Attended Bartow (FL) High.

### HAGGINS' PRO STATISTICS

Year (Buffalo)	G/S	Tot.	Tackles		Sacks	Interceptions	Fumble
			Solo	Ast.	No./Yds.	No./Yds.	Rec./Yds.
1991	5/0	2	1	1	0/0	0/0	0/0
<b>Jay Hillman</b>			<b>FB</b>	<b>(6-0, 230)</b>	<b>Boston</b>		<b>1</b>

Free agent signee with Dallas in 1992...Waived by Cowboys in training camp...Four-year letterman at Boston...Led team in rushing all four seasons... Gained 1,057 yards as a senior (1991), including 230 in his final game against Connecticut...Finished as the Terriers' third all-time leading rusher, posting 2,889 yards...All-state selection at Seymour High in Oxford, CT.

### **John Robert Holland CB (5-10, 186) Cal State Sacramento 1**

A member of the practice squad for the British Columbia Lions (CFL) in 1989...Released the following year...Signed with Birmingham (WL) in '91...Appeared in 10 games, starting nine...Posted 38 tackles and three interceptions, helping the Fire reach the playoffs...Inked free agent contract with the 49ers in '92...Waived during camp, but re-signed to the practice squad... Released in late September...Posted 119 tackles in two seasons at Sacramento State after transferring from Monterey Peninsula Junior College...Prepped at Seaside (CA) High.

### **Derek Loville RB (5-10, 205) Oregon 3**

Signed by Seattle as a free agent in 1990...Started season opener and played in 11 games as a rookie...Appeared in all 16 contests in 1991, and ranked third (among those with 18 returns) in the AFC with a 22.9 kickoff return average...Signed by L.A. Rams as a Plan B free agent in '92...Waived prior to the start of the season...Four-year letterman at Oregon... Finished as the school's all-time leading rusher (3,296 yards) and scorer (272 points)...Led team in rushing each of his four seasons...Ranked 10th in Pac-10 history in rushing, fifth in all-purpose yards (5,223) and TDs (45) at the conclusion of his career...Prepped at Riordan High in San Francisco.

### LOVILLE'S PRO STATISTICS

Year (Seattle)	G/S	Rushing					Kickoff Returns				
		Att.	Yds.	Avg.	Long	TD	No.	Yds.	Avg.	Long	TD
1990	11/1	7	12	1.7	4	0	18	359	19.9	29	0
1991	16/0	22	69	3.1	22	0	18	412	22.9	50	0
<b>Career</b>	<b>27/1</b>	<b>29</b>	<b>81</b>	<b>2.8</b>	<b>22</b>	<b>0</b>	<b>36</b>	<b>771</b>	<b>21.4</b>	<b>50</b>	<b>0</b>

### **Anthony Moss LB (6-4, 238) Florida State 1**

Selected by the N.Y. Giants in 1991 (fifth round, 139th overall)... Spent entire season on IR with a pulled groin...Signed with Cleveland as a Plan B free agent in 1992...Waived in training camp...Finished his career with 21.5 sacks, second most in FSU history...Registered a sack in nine of the Seminoles' 11 games in 1990...All-County TE and MVP in track at Southridge High in Miami...Brother, Winston, is a member of the L.A. Raiders.

**Joe Mott****LB****(6-4, 255)****Iowa****3**

Drafted by the N.Y. Jets in the third round (70th overall) in 1989...Played in all 16 games, recording 20 tackles...Started 15 of 16 contests in 1990, finishing fifth on the squad with 79 tackles...Tore anterior cruciate ligament in left knee during final preseason contest of 1991...Spent entire season on IR...Waived prior to the start of the '92 season opener...All-Big Ten selection as a senior in 1988...Finished second in the conference with 10 sacks...Attended Endicott (NY) High.

**MOTT'S PRO STATISTICS**

Year (N.Y. Jets)	G/S	Tot.	Tackles		Sacks No./Yds.	Interceptions No./Yds.	Fumble Rec./Yds.
			Solo	Ast.			
1989	16/0	20	19	1	0/0	0/0	1/0
1990	16/15	82	58	24	0/0	0/0	1/0
1991	0/0		— Did Not Play —				
<b>Career</b>	<b>32/15</b>	<b>102</b>	<b>77</b>	<b>25</b>	<b>0/0</b>	<b>0/0</b>	<b>2/0</b>

OTHER STATS: PASSES DEFENSED - 1990 (1); FORCED FUMBLES - 1990 (1).

**James Parrish****T****(6-6, 315)****Temple****1**

Signed as a free agent with Miami in 1991...Spent entire season on "Physically Unable to Perform" list...Signed as a Plan B free agent with San Diego in '92...Waived during training camp...Also spent time with London and Barcelona of the World League...Three-year letterman and two-year starter at Temple...Attended Dundalk (MD) High.

**Ted Popson****TE****(6-4, 245)****Portland State****1**

Drafted in the 11th round (306th overall) of the 1991 draft by the N.Y. Giants...Waived prior to summer camp...Signed with the London Monarchs of the WL...Resigned by the Giants as a free agent in 1992...Waived during training camp...First taste of football came at College of Marin (CA) where he caught 62 passes as a sophomore...Transferred to Portland State and had 41 receptions during a two-year span...Didn't play football but was an excellent wrestler at Truckee (CA) High.

**Nate Singleton****WR****(6-0, 190)****Grambling****1**

Selected by the N.Y. Giants in the 11th round (292nd overall) in 1992...Waived prior to the start of the regular season...Earned All-SWAC honors in 1991 after catching 55 passes for 1,047 yards and 11 TDs...Also rushed for 311 yards and six more scores...Had a school record 16 receptions for 330 yards vs. Virginia Union that season...Returned punts and kickoffs during his tenure at Grambling...Earned all-state honors at Higgins High in New Orleans, LA...His uncle, Ron, played from 1977-80 with the 49ers.

**Andrew Stewart****DE****(6-6, 275)****Cincinnati****2**

Selected in the fourth round (107th overall) of the '89 draft by the Cleveland Browns...Played in all 16 games, recording 27 tackles and three sacks his rookie season...Spent 1990 on Injured Reserve because of Achilles' tendon injury...Signed with Cincinnati in '91, but suffered a knee injury that again kept him on IR for the season...Waived during '92 training camp...Registered 145 tackles and 16 sacks during his three seasons for the Bearcats...Played in the East-West Shrine and Senior Bowl games...Attended Fresno JC before enrolling at Cincinnati...Born in Kingston, Jamaica...Prepped at West Hempstead (NY) High.

### STEWART'S PRO STATISTICS

Year (Cleveland)	G/S	Tot.	Tackles		Sacks	Interceptions	Fumble
			Solo	Ast.	No./Yds.	No./Yds.	Rec./Yds.
1989	16/0	27	13	14	3/35	0/0	0/0
<b>Kent Sullivan</b>			<b>P</b>	<b>(6-0, 206)</b>	<b>Cal Lutheran</b>		<b>1</b>

Signed by the Chicago Bears to a free agent contract in 1989... Released in training camp...Again, signed by the Bears for the 1990 season, but was waived prior to the start of the season...Punted for San Antonio of the World League in '91, finishing with a 38.2 average...Recorded second-longest punt in WL, with a 74-yard effort...Signed with Houston after season...Played in one game (3 for 35.3) prior to his release...Inked free agent contract with Kansas City in '92, but was waived before the start of the regular season...Averaged 38.8 yards per kick in college...Worked as Tom Landry's assistant when the Cowboys trained at Cal Lutheran...Attended Middlebury (IN) High.

**Brian Taylor**      **CB**      **(5-10, 195)**      **Oregon State**      **3**

Signed as a free agent RB by Chicago in 1989...Appeared in five games after spending time on the practice squad...Switched to CB in 1990, but was waived in the final cutdown...Signed with Buffalo in '91... Spent most of season on IR with a back injury, but still managed to play in three games...Waived during '92 training camp...Finished career at OSU ranked sixth on the all-time list for all-purpose yardage (2,393)... Transferred from Laney JC in Oakland, CA...Attended St. Augustine (LA) High...His father, Roosevelt, played 14 seasons in the NFL, including three (1969-71) with the 49ers.

### TAYLOR'S PRO STATISTICS

Year (Chicago)	G/S	Att.	Rushing		Avg.	Long	TD
			Yds.				
1989	5/0	2	7		3.5	7	0
Year (Buffalo)	G/S	Att.	Tackles		Solo	Ast.	TD
			Tot.				
1991	3/0	1	1		1	0	
<b>Charlie Young</b>			<b>RB</b>	<b>(6-1, 205)</b>	<b>Stanford</b>		<b>1</b>

Signed with the N.Y. Giants as a free agent in 1992, but was waived during training camp...Also was in the camps of London and Montreal of the World League...Led the Cardinal in receiving in 1988, posting 43 catches for 560 yards...Earned three letters in football at Stanford...Attended New Trier High in Winnetka, IL...His father, Charles, played in the Canadian Football League.

# 1993 ROOKIE FREE AGENTS

**Tomur Barnes, CB, North Texas (5-10, 188)** - Finished third on the team in total tackles with 74 as a senior...Also led Eagles with three interceptions...Posted 43 stops and again led the squad in thefts with three in 1991...Transferred to North Texas from Cisco (TX) Junior College...Prepped at Sterling High in Baytown, TX.

**Junior Bryant, DE, Notre Dame (6-4, 275)** - Suffered through injury-plagued (neck) senior season, posting only seven tackles and one sack...As a junior, started nine of 12 games, recording a career-high 27 stops...Played primarily on special teams during first two seasons (1989-90)...Earned high school all-state and All-America honors after senior season at Creighton Prep in Omaha, NE.

**Mike Jarmolowich, LB, Maryland (6-1, 240)** - Finished third on the Terps' all-time tackles list with 400...Posted a team-high 110 total stops and earned second team All-ACC honors in 1992...Also led the Terps and the conference in tackles as a junior with 153...Played in every game in both freshman and sophomore seasons...Helped Union (NJ) High win 1986 state championship.

## FREE AGENCY CREDITED SEASONS

Under the new Collective Bargaining Agreement, a **credited season** will be determined by the number of combined game credits (or the equivalent in pay) that a player accumulates on any of the following three lists:

Club List	No. of Games Needed for a "Credited Season"
Active/Inactive	6
Reserve/Injured	6

To qualify for a credited season, a player must have reported to training camp by: 30 days prior to the start of the regular season if he is a veteran under contract.

## CATEGORIES OF PLAYERS IN FREE AGENCY SYSTEM

There are three categories of players under the free agency system:

- Exclusive Rights — Years 1-3
- Restricted Free Agents — Years 4-5 in 1993
- Unrestricted Free Agents — Years 6 and up in 1993, any player who has cleared waivers or was undrafted

# SAN FRANCISCO 49ERS NUMERICAL ROSTER

NO	NAME	POS	HT	WT	AGE	NFL	COLLEGE	HOW	1992
						EXP		ACQ.	GP-GS-DNP-IA
5	Kent Sullivan	P	6-0	206	28	1	Cal Lutheran	FA-93	
6	Mike Cofer	K	6-1	190	29	6	N. Carolina St.	FA-88	16-0-0-0
8	Steve Young	QB	6-2	205	31	9	Brigham Young	T-87(TB)	16-16-0-0
10	Klaus Wilmsmeyer	P	6-1	210	25	2	Louisville	FA-92	15-0-1-0
13	Steve Bono	QB	6-4	211	30	9	UCLA	FA-89	16-0-0-0
14	Bill Musgrave	QB	6-2	205	25	3	Oregon	FA-91	0-0-1-13
15	Jeff Bridewell	QB	6-5	220	25	1	UC Davis	FA-93	
17	Derrick Faison	WR	6-4	210	25	2	Howard	FA-93	
18	Elvis Grbac	QB	6-5	232	22	R	Michigan	D8-93	
20	John Robert Holland	CB	5-10	186	27	1	Sacramento St.	FA-93	
20	Derek Loville	RB	5-10	205	24	3	Oregon	FA-93	
21	Mike Alexander	WR	6-3	190	28	3	Penn State	FA-93	
22	Amp Lee	RB	5-11	200	21	2	Florida State	D2-92	16-3-0-0
24	Alan Grant	CB	5-10	187	26	4	Stanford	FA-92	15-0-0-0
24	Charlie Young	RB	6-1	205	24	1	Stanford	FA-93	
25	Eric Davis	CB	5-11	178	25	4	Jacksonville St.	D2B-90	16-16-0-0
25	Nate Singleton	WR	5-11	190	24	1	Grambling	FA-93	
26	Mike McGruder	CB	5-10	180	29	4	Kent	FA-92	9-3-1-1
27	Adam Walker	RB	6-1	210	24	1	Pittsburgh	FA-91	1-0-0-0
28	Dana Hall	S	6-2	208	22	2	Washington	D1-92	15-15-1-0
29	Don Griffin	CB	6-0	180	29	8	Middle Tenn. St.	D6-86	16-16-0-0
31	Kevin Evans	WR	6-4	190	24	1	San Jose State	FA-93	
31	Thane Gash	S	5-11	198	27	6	East Tenn. St.	PB-92(CLE)	16-3-0-0
32	Ricky Watters	RB	6-1	212	24	3	Notre Dame	D2A-91	14-13-1-1
33	Tomur Barnes	CB	5-10	188	22	R	North Texas	FA-93	
35	Dexter Carter	RB	5-9	174	25	4	Florida State	D1-90	3-0-0-0
36	Merton Hanks	CB	6-2	185	25	3	Iowa	D5A-91	16-5-0-0
38	Jay Hillman	FB	6-0	230	25	1	Boston	FA-93	
38	Damien Russell	S	6-1	204	22	1	Virginia Tech	D6-92	0-0-0-0
43	Marc Logan	RB	6-0	212	27	6	Kentucky	PB-92(MIA)	16-1-0-0
44	Tom Rathman	FB	6-1	232	30	8	Nebraska	D3A-86	15-15-1-0
45	Adrian Hardy	CB	5-11	194	22	R	Northwestern St.	D2-93	
46	Tim McDonald	S	6-2	215	28	7	Southern Cal.	FA-93(PHO)	16-16-0-0
47	Brian Taylor	S	5-10	195	25	3	Oregon State	FA-93	
49	Ted Popson	TE	6-4	250	26	1	Portland State	FA-93	
51	Joe Mott	LB	6-4	255	27	4	Iowa	FA-93	
52	Anthony Moss	LB	6-4	238	25	2	Florida State	FA-93	
53	Bill Romanowski	LB	6-4	240	27	6	Boston College	D3-88	16-16-0-0
54	Mitch Donahue	LB	6-2	254	25	3	Wyoming	D4-91	2-0-0-0
55	John Johnson	LB	6-3	230	24	3	Clemson	D2C-91	16-2-0-0
56	Martin Harrison	LB	6-5	256	25	3	Washington	D10-90	16-1-0-0
57	Brett Faryniarz	LB	6-3	230	27	5	San Diego State	FA-93	
58	Todd Kelly	DE	6-2	259	22	R	Tennessee	D1B-93	
59	Keith DeLong	LB	6-2	250	25	5	Tennessee	D1-89	14-9-2'-0
60	Chris Dalman	G-C	6-3	285	23	R	Stanford	D6-93	
61	Mike Jarmolowich	LB	6-1	240	23	R	Maryland	FA-93	
61	Jesse Sapolu	C	6-4	278	32	11	Hawaii	D11-83	16-16-0-0
62	Guy McIntyre	G	6-3	276	32	10	Georgia	D3-84	16-16-0-0
63	Junior Bryant	DE	6-4	275	22	R	Notre Dame	FA-93	
63	Derrick Deese	G	6-3	270	23	2	Southern Cal.	FA-92	0-0-0-0
64	Ralph Tamm	G-C	6-4	280	27	6	West Chester	FA-92	14-1-0-0

65	Harry Boatswain	.....T	6-4	295	22	3	New Haven	D5B-91	16-2-0-0
65	Andrew Stewart	.....DE	6-6	275	27	4	Cincinnati	FA-93	
66	David Wilkins	.....LB	6-4	240	24	2	Eastern Ky.	FA-92	13-0-0-0
67	Swift Burch	.....DE	6-4	270	23	1	Temple	FA-93	
67	Roy Foster	.....G	6-4	290	32	12	Southern Cal.	PB-91(MIA)	16-16-0-0
68	Matt LaBounty	.....DE	6-4	254	24	1	Oregon	D12-92	0-0-0-0
71	Brian Bollinger	.....G	6-5	285	24	2	North Carolina	D3-92	16-0-0-0
71	Tim Downing	.....DE	6-5	284	26	2	Washington St.	FA-93	
72	Mark Thomas	.....DE	6-5	273	24	2	N. Carolina St.	D4A-92	0-0-0-0
74	Steve Wallace	.....T	6-5	280	28	8	Auburn	D4B-86	16-16-0-0
75	Kevin Fagan	.....DE	6-3	265	30	7	Miami (FL)	D4C-86	15-13-0-1
76	Jason Childs	.....T	6-4	285	24	1	North Dakota	FA-93	
76	Artie Smith	.....DE	6-4	303	22	R	Louisiana Tech	D5-93	
77	Odell Haggins	.....NT	6-2	275	26	1	Florida State	FA-93	
77	James Parrish	.....T	6-6	315	24	1	Temple	FA-93	
79	Harris Barton	.....T	6-4	286	29	7	North Carolina	D1A-87	13-13-0-3
80	Jerry Rice	.....WR	6-2	200	30	9	Miss. Valley St.	D1-85	16-16-0-0
81	Jamie Williams	.....TE	6-4	245	33	10	Nebraska	PB-89(HOU)	16-1-0-0
82	John Taylor	.....WR	6-1	185	31	8	Delaware State	D3-86	9-8-1-3
83	Mark Seay	.....WR	6-0	175	26	1	Cal St. Long Beach	FA-92	0-0-0-0
84	Brent Jones	.....TE	6-4	230	30	7	Santa Clara	FA-87	15-15-0-1
86	Odessa Turner	.....WR	6-3	215	28	7	Northwestern St.	PB-92(NYG)	16-0-0-0
88	Mervyn Fernandez	.....WR	6-3	200	33	7	San Jose State	T-93	15-2-0-0
89	Wesley Walls	.....TE	6-5	254	27	5	Mississippi	D2-89	0-0-0-0
90	Darin Jordan	.....LB	6-2	245	29	4	Northeastern	PB-91(RAID.)	15-1-0-1
91	Larry Roberts	.....DE	6-3	275	29	8	Alabama	D2-86	3-0-0-0
92	Troy Wilson	.....DE	6-4	235	22	R	Pittsburg St. (KS)	D7-93	
93	Garin Veris	.....DE	6-4	255	30	9	Stanford	FA-92	10-0-1-1
94	Dana Stubblefield	.....DE	6-2	302	22	R	Kansas	D1A-93	
95	Michael Carter	.....NT	6-2	285	32	10	Southern Meth.	D5A-84	12-11-1-3
96	Dennis Brown	.....DE	6-4	290	24	4	Washington	D2A-90	16-3-0-0
97	Ted Washington	.....NT-DE	6-4	295	25	3	Louisville	D1-91	16-6-0-0
98	Antonio Goss	.....LB	6-4	228	26	4	North Carolina	D12-91	16-0-0-0
99	Mike Walter	.....LB	6-3	246	32	11	Oregon	FA-84	16-13-0-0

**HEAD COACH:** George Seifert (5th Year)

**OFFENSIVE COORDINATOR:** Mike Shanahan

**DEFENSIVE COORDINATOR:** Bill McPherson

**ASSISTANTS:** Jerry Ataway (Physical Development, Strength & Conditioning Coordinator), Dwaine Board (Defensive Line Assistant), Jeff Fisher (Defensive Backs), Carl Jackson (Running Backs), John Marshall (Defensive Line), Steve Little (Physical Development Assistant), Alan Lowry (Special Teams), Bobb McKittrick (Offensive Line), Brian Pariani (Offensive Coaches Assistant), Ray Sherman (Receivers), Mike Solari (Tight Ends/Offensive Line Assistant), Eric Wright (Defensive Backs Assistant), Bob Zeman (Linebackers).

## PRONUNCIATION GUIDE

### Players

Faison	.....FAY-son
Faryniarz	.....FAIR-in-ezz
Grbac	.....GER-back
Jarmolowich	.....JAR-mol-o-wich
Sapolu	.....SA-pole-low

# SAN FRANCISCO 49ERS ALPHABETICAL ROSTER

NO	NAME	POS	HT	WT	BIRTH DATE	NFL EXP	COLLEGE	HIGH SCHOOL HOMETOWN
21	Alexander, Mike	WR	6-3	190	3/19/65	3	Penn State	Piscataway, NJ
33	Barnes, Tomur	CB	5-10	188	9/8/70	R	North Texas	Baytown, TX
79	Barton, Harris	T	6-4	286	4/19/64	7	North Carolina	Atlanta, GA
65	Boatswain, Harry	T	6-4	295	6/26/69	3	New Haven	Brooklyn, NY
71	Bollinger, Brian	G	6-5	285	11/21/68	2	North Carolina	Indianapolis, IN
13	Bono, Steve	QB	6-4	211	5/11/62	9	UCLA	Norristown, PA
15	Bridewell, Jeff	QB	6-5	220	5/13/67	1	UC Davis	Napa, CA
96	Brown, Dennis	DE	6-4	290	11/6/67	4	Washington	Long Beach, CA
63	Bryant, Junior	DE	6-4	275	1/18/71	R	Notre Dame	Omaha, NE
67	Burch, Swift	DE	6-4	270	5/8/69	1	Temple	Washington, D.C.
35	Carler, Dexter	RB	5-9	174	9/15/67	4	Florida State	Baxley, GA
95	Carter, Michael	NT	6-2	285	10/29/60	10	Southern Meth.	Dallas, TX
76	Childs, Jason	T	6-4	285	1/6/69	1	North Dakota	Plymouth, MN
6	Cofer, Mike	K	6-1	190	2/19/64	6	North Carolina St.	Charlotte, NC
60	Dalman, Chris	G-C	6-3	285	3/15/70	R	Stanford	Salinas, CA
25	Davis, Eric	CB	5-11	178	1/26/68	4	Jacksonville St.	Anniston, AL
63	Deese, Derrick	G	6-3	270	5/17/70	2	Southern Cal.	Culver City, CA
59	DeLong, Keith	LB	6-2	250	8/14/67	5	Tennessee	Lawrence, KS
54	Donahue, Mitch	LB	6-2	254	2/4/68	3	Wyoming	Billings, MT
71	Downing, Tim	DE	6-5	284	4/9/67	2	Washington St.	Durham, CA
31	Eyans, Kevin	WR	6-4	190	8/16/68	1	San Jose State	Ft. Worth, TX
75	Fagan, Kevin	DE	6-3	265	4/25/63	7	Miami (FL)	Lake Worth, FL
17	Faison, Derrick	WR	6-4	210	8/24/67	2	Howard	Lake City, SC
57	Faryniarz, Brett	LB	6-3	230	7/23/65	5	San Diego St.	Rancho Cordova, CA
88	Fernandez, Mervyn	WR	6-3	200	12/29/59	7	San Jose State	San Jose, CA
67	Foster, Roy	G	6-4	290	5/24/60	12	Southern Cal.	Shawnee Mission, KA
31	Gash, Thane	S	5-11	198	9/1/65	6	East Tenn. State	Hendersonville, NC
98	Goss, Antonio	LB	6-4	228	8/11/66	4	North Carolina	Randleman, NC
24	Grant, Alan	CB	5-10	187	10/1/66	4	Stanford	Pasadena, CA
18	Grbac, Elvis	CB	6-5	232	8/13/70	R	Michigan	Willoughby Hills, OH
29	Griffin, Don	QB	6-0	180	3/17/64	8	Middle Tenn. State	Pelham, GA
77	Haggins, Odell	NT	6-2	275	2/27/67	1	Florida State	Bartow, FL
28	Hall, Dana	S	6-2	206	7/8/69	2	Washington	Diamond Bar, CA
36	Hanks, Merton	CB	6-2	185	3/12/68	3	Iowa	Dallas, TX
56	Harrison, Martin	LB	6-5	256	9/20/67	3	Washington	Bellvue, WA
45	Hardy, Adrian	CB	5-11	194	8/16/70	R	Northwestern St.	New Orleans, LA
38	Hillman, Jay	FB	6-0	230	3/10/68	1	Boston U.	Oxford, CT
20	Holland, John Robert	CB	5-10	186	7/18/65	1	Sacramento State	Seaside, CA
61	Jarmolowich, Mike	LB	6-1	240	12/24/69	R	Maryland	Union, NJ
55	Johnson, John	LB	6-3	230	5/8/68	3	Clemson	LaGrange, GA
84	Jones, Brent	TE	6-4	230	2/12/63	7	Santa Clara	San Jose, CA
90	Jordan, Darin	LB	6-2	245	12/4/64	4	Northeastern	Stoughton, MA
58	Kelly, Todd	DE	6-2	259	11/27/70	R	Tennessee	Hampton, VA
68	LaBounty, Matt	DE	6-4	254	1/3/69	1	Oregon	Mann, CA
22	Lee, Amp	RB	5-11	200	10/1/71	2	Florida State	Chipley, FL
43	Logan, Marc	RB	6-0	212	5/9/65	6	Kentucky	Lexington, KY
20	McDonald, Tim	S	6-2	215	1/26/65	7	Southern Cal.	Fresno, CA
46	McDonald, Tim	S	6-2	215	1/26/65	7	Southern Cal.	Fresno, CA
26	McGruder, Mike	CB	5-10	180	5/6/64	4	Kent	Cleveland, OH

62	McIntyre, Guy	.....G	6-3	276	2/17/61	10	Georgia	Thomasville, GA
52	Moss, Anthony	.....LB	6-4	238	10/12/67	2	Florida State	Miami, FL
51	Mott, Joe	.....LB	6-4	255	10/6/65	4	Iowa	Endicott, NY
14	Musgrave, Bill	.....QB	6-2	205	11/11/67	3	Oregon	Grand Junction, CO
77	Parrish, James	.....T	6-6	315	5/19/68	1	Temple	Baltimore, MD
49	Popson, Ted	.....TE	6-4	250	9/10/66	1	Portland State	Lake Tahoe, CA
44	Ralman, Tom	.....FB	6-1	232	10/7/62	8	Nebraska	Grand Island, NE
80	Rice, Jerry	.....WR	6-2	200	10/13/62	9	Miss. Valley State	Crawford, MS
91	Roberts, Larry	.....DE	6-3	275	6/2/63	8	Alabama	Dothan, AL
53	Romanowski, Bill	.....LB	6-4	240	4/2/66	6	Boston College	Vernon, CT
38	Russell, Damien	.....S	6-1	204	8/20/70	1	Virginia Tech	Washington, D.C.
61	Sapola, Jesse	.....C	6-4	278	3/10/61	11	Hawaii	Honolulu, HI
89	Seay, Mark	.....WR	6-0	175	4/11/67	1	Cal State Long Beach	San Bernardino, CA
25	Singleton, Nate	.....WR	5-11	190	7/5/68	1	Grambling	Marrero, LA
76	Smith, Artie	.....DE	6-4	303	5/15/70	R	Louisiana Tech	Stillwater, OK
65	Stewart, Andrew	.....DE	6-6	275	11/20/65	4	Cincinnati	West Hempstead, NY
94	Stubblefield, Dana	.....DE	6-2	302	11/14/70	R	Kansas	Cleves, OH
5	Sullivan, Kent	.....P	6-0	206	5/15/64	1	Cal Lutheran	Middlebury, IN
64	Tamm, Ralph	.....G-C	6-4	280	3/11/66	6	West Chester	Philadelphia, PA
47	Taylor, Brian	.....S	5-10	195	10/1/67	3	Oregon State	New Orleans, LA
82	Taylor, John	.....WR	6-1	185	3/31/62	8	Delaware State	Pennsauken, NJ
72	Thomas, Mark	.....DE	6-5	273	5/6/69	2	North Carolina St.	Lilburn, GA
86	Turner, Odessa	.....WR	6-3	215	10/12/64	7	Northwestern St.	Monroe, LA
93	Veris, Garin	.....DE	6-4	255	2/27/63	9	Stanford	Chillicothe, OH
27	Walker, Adam	.....RB	6-1	210	6/7/68	1	Pittsburgh	Munhall, PA
74	Wallace, Steve	.....T	6-5	280	12/27/64	8	Auburn	Atlanta, GA
89	Walls, Wesley	.....TE	6-5	254	2/26/66	5	Mississippi	Batesville, MS
99	Walter, Mike	.....LB	6-3	246	11/30/60	11	Oregon	Eugene, OR
97	Washington, Ted	.....NT-DE	6-4	295	4/13/68	3	Louisville	Tampa, FL
32	Watlers, Ricky	.....RB	6-1	212	4/7/69	3	Notre Dame	Harrisburg, PA
66	Wilkins, David	.....LB	6-4	240	2/24/69	2	Eastern Kentucky	Cincinnati, OH
81	Williams, Jamie	.....TE	6-4	245	2/25/60	10	Nebraska	Davenport, IA
10	Wilmsmeyer, Klaus	.....P	6-1	210	12/4/67	2	Louisville	Mississauga, ONT
92	Wilson, Troy	.....DE	6-4	235	11/22/70	R	Pittsburg State (KS)	Topeka, KS
24	Young, Charlie	.....RB	6-1	205	8/21/68	1	Stanford	Winnetka, IL
8	Young, Steve	.....QB	6-2	205	10/11/61	9	Brigham Young	Greenwich, CT

**HEAD COACH:** George Seifert (5th Year)

**OFFENSIVE COORDINATOR:** Mike Shanahan

**DEFENSIVE COORDINATOR:** Bill McPherson

**ASSISTANTS:** Jerry Attaway (Physical Development, Strength & Conditioning Coordinator), Dwaine Board (Defensive Line Assistant), Jeff Fisher (Defensive Backs), Carl Jackson (Running Backs), John Marshall (Defensive Line), Steve Little (Physical Development Assistant), Alan Lowry (Special Teams), Bobb McKittrick (Offensive Line), Brian Pariani (Offensive Coaches Assistant), Ray Sherman (Receivers), Mike Solari (Tight Ends/Offensive Line Assistant), Eric Wright (Defensive Backs Assistant), Bob Zeman (Linebackers).

# NEW IN '93

## THE COLLECTIVE BARGAINING AGREEMENT

The National Football League's new collective bargaining agreement has ushered in a new era. There are many changes from previous procedures. Some of those effecting the conduct of the season are highlighted below.

### ROSTER SIZE AND INJURED RESERVE

NFL teams will reduce their rosters to 47 players during the final cutdown on August 30th as they have in the past. Then teams will be able to claim, sign or recall up to six players for a base roster of 53 players.

Each week teams will reduce their roster to 45 players (plus a third quarterback) as they have done in the past. Teams must reduce to 49 players by 7 p.m. EST on Friday, then declare four more players as inactive or third quarterbacks on the day of the game.

There is no longer an Injured Reserve list where players can be recalled to active duty. Players with severe injuries can be placed on Injured Reserve, but if so designated they can no longer participate in a game or practice with their team for the rest of the year.

There will be a practice squad for up to five players with similar procedures for activation as in the past. Only players who do not have an accrued season of NFL experience are eligible for a team's practice squad.

### RULE CHANGES FROM THE MARCH NFL OWNERS' MEETING

— A team now has 40 seconds to put the ball in play after the referee's whistle. In the past, a 45-second clock has been utilized. This change is expected to increase the number of plays in a game.

— Offensive pass interference penalties have been reduced to 10 yards from the spot of the foul. For an ineligible player downfield on a pass play, the penalty is now five yards. On defensive interference calls, a first down will continue to be awarded to the offense at the spot of the infraction.


— A defensive player may now advance a backward pass if he recovers the pass after it touches the ground. In the past, only an offensive player could advance a backward pass.

### POSTSEASON COMPENSATION

The new collective bargaining agreement includes a new scale for player compensation for participation in postseason games. The scale for 1993:

Wild Card Game (Division Winner)	\$12,000
Wild Card Game (Other)	\$ 7,500
Division Playoff Game	\$12,000
Conference Championship Game	\$23,500
Super Bowl Game (Winning Team)	\$38,000
(Losing Team)	\$23,500

'92 RESULTS



# 49ERS' 1992 STATISTICS

## WON 14, LOST 2

Sept 6	W	31-14	at New York Giants	74,519
Sept 13	L	31-34	Buffalo	64,053
Sept 20	W	31-14	at New York Jets	71,020
Sept 27	W	16-10	at New Orleans	68,591
Oct 4	W	27-24	L.A. Rams	63,071
Oct 11	W	24-12	at New England	54,126
Oct 18	W	56-17	Atlanta	63,302
Nov 1	L	14-24	at Phoenix	47,642
Nov 9	W	41-3	at Atlanta	67,404
Nov 15	W	21-20	New Orleans	64,895
Nov 22	W	27-10	at L.A. Rams	65,858
Nov 29	W	20-14	Philadelphia	64,374
Dec 6	W	27-3	Miami	58,474
Dec 13	W	20-17	at Minnesota	60,685
Dec 19	W	21-14	Tampa Bay	60,519
Dec 26	W	24-6	Detroit	55,907

## TOTAL FIRST DOWNS

Rushing	135	90
Passing	192	174
Penalty	17	13
3rd Down: Made/Att.	67/187	75/199
3rd Down Pct.	46.5	37.7
4th Down: Made/Att.	5/13	8/17
4th Down Pct.	38.5	47.1

## POSSESSION AVG.

TOTAL NET YARDS	32:19	27:41
Avg. Per Game	6:195	4:787
Total Plays	387.2	299.2
Avg. Per Play	994	943
	6.2	5.1

## NET YARDS RUSHING

Avg. Per Game	2315	1418
Total Rushes	144.7	88.6
	482	351

## NET YARDS PASSING

Avg. Per Game	3880	3369
Sacked/Yards Lost	242.5	210.6
Gross Yards	32:174	41:273
Att./Completions	4054	3642
Completion Pct.	480:319	551:320
Had Intercepted	66.5	58.1
	9	17

## PUNTS/AVERAGE

NET PUNTING AVG.	49:39.1	76:41.2
PENALTIES/YARDS	49:34.7	76:34.3
FUMBLES/BALL LOST	80:636	79:651
TOUCHDOWNS	29:13	23:12

## TOUCHDOWNS

Rushing	54	27
Passing	22	5
Returns	29	20
	3	2

## \*SCORE BY PERIODS

	Q1	Q2	Q3	Q4	OT	PTS
TEAM	87	135	78	131	0	431
OPPONENTS	37	56	74	69	0	236

## \*SCORING

	TD	Ru	Pa	Ri	PAT	FG	S	PTS
Cofar	0	0	0	0	53/54	18/27	0	107
Rice	11	1	10	0	0/0	0/0	0	66
Watters	11	9	2	0	0/0	0/0	0	66
Rathman	9	5	4	0	0/0	0/0	0	54
Jones	4	0	4	0	0/0	0/0	0	24
Lee	4	2	2	0	0/0	0/0	0	24
Young	4	4	0	0	0/0	0/0	0	24
Taylor	3	0	3	0	0/0	0/0	0	18
Turner	2	0	2	0	0/0	0/0	0	12
D. Carter	1	0	1	0	0/0	0/0	0	6
Hanks	1	0	0	1	0/0	0/0	0	6
Johnson	1	0	0	1	0/0	0/0	0	6
Logan	1	1	0	0	0/0	0/0	0	6
Sherrard	1	0	0	1	0/0	0/0	0	6
Williams	1	0	1	0	0/0	0/0	0	6
TEAM	54	22	29	3	53/54	18/27	0	431
OPPONENTS	27	5	20	2	28/27	16/20	0	236

## \*RUSHING

	No.	Yds	Avg	Long	TD
Watters	208	1013	4.9	43	9
Young	76	537	7.1	39t	4
Lee	91	362	4.0	43	2
Rathman	57	194	3.4	17	5
Rice	9	58	6.4	26t	1
Logan	8	44	5.5	26	1
Henderson	10	37	3.7	9	0
Montana	3	28	9.3	16	0
Bono	15	23	1.5	19	0
Taylor	1	10	10.0	10	0
D. Carter	4	9	2.3	6	0
Wilmsmeyer	2	0	0.0	10	0

## TEAM

482	2315	4.8	43	22
-----	------	-----	----	----

## OPPONENTS

351	1418	4.0	35	5
-----	------	-----	----	---

## \*RECEIVING

	No.	Yds	Avg	Long	TD
Rice	84	1201	14.3	80t	10
Jones	45	628	14.0	43	4
Rathman	44	343	7.8	27t	4
Watters	43	405	9.4	35	2
Sherrard	38	607	16.0	56	0
Taylor	25	428	17.1	54t	3
Lee	20	102	5.1	17	2
Turner	9	200	22.2	57	2
Williams	7	76	10.9	21	1
Logan	2	17	8.5	13	0
D. Carter	1	43	43.0	43t	1
Henderson	1	4	4.0	4	0

## TEAM

319	4054	12.7	80t	29
-----	------	------	-----	----

## OPPONENTS

320	3642	11.4	55t	20
-----	------	------	-----	----

## \*INTERCEPTIONS

	No.	Yds	Avg	Long	TD
Griffin	5	4	0.8	2	0
Davis	3	52	17.3	37	0
Hall	2	34	17.0	34	0
Hanks	2	5	2.5	4	0
Johnson	1	56	56.0	56t	1
Roberts	1	19	19.0	19	0
DeLong	1	2	2.0	2	0
Brown	1	0	0.0	0	0
Whitmore	1	0	0.0	0	0
TEAM	17	172	10.1	56t	1
OPPONENTS	9	126	14.0	51t	2

## \*PUNTING

	No.	Yds	Avg	Net	TB	In	Lg	B
Wilmsmeyer	49	1918	39.1	34.7	2	19	58	0

## TEAM

49	1918	39.1	34.7	2	19	58	0
----	------	------	------	---	----	----	---

## OPPONENTS

76	3134	41.2	34.3	7	23	71	0
----	------	------	------	---	----	----	---

## \*PUNT RETURNS

	Ret	FC	Yds	Avg	Long	TD
Grant	29	10	249	8.6	46	0
Griffin	5	2	69	11.5	29	0
R. Lewis	4	0	23	5.8	9	0
Hanks	1	0	48	48.0	48t	1

## TEAM

40	12	389	9.7	48t	1
----	----	-----	-----	-----	---

## OPPONENTS

23	9	177	7.7	27	0
----	---	-----	-----	----	---

## \*KICKOFF RETURNS

	No.	Yds	Avg	Long	TD
D. Carter	2	55	27.5	32	0
Gash	0	0	—	—	0
Grant	3	70	23.3	47	0
Lee	14	276	19.7	33	0
Logan	22	478	21.7	82	0
Turner	1	0	0.0	0	0
TEAM	42	879	20.9	82	0
OPPONENTS	66	1273	19.3	45	0

## \*FIELD GOALS

	No.	Yds	Avg	Long	TD
Cofar	0/0	7/8	5/8	6/10	0/1

## TEAM

0/0	7/8	5/8	6/10	0/1
-----	-----	-----	------	-----

## OPPONENTS

0/0	3/4	5/6	6/7	2/3
-----	-----	-----	-----	-----

Cofar: (48N,36G)(33N,24G,47N)(36N,45G)(40G,26G,42G)(26G,21G)(51N,36G)(1)(40G,32G)(32N)(34G,40G)(22G,28N,28G)(44N)(46G,26G)(1)(40N,37G)

**SACKS:** Harris 17.0, Holt 5.5, Brown 3.5, Harrison 3.5,  
Washington 2.0, Wilkins 1.5, M. Carter 1.0, Fagan 1.0,  
Hall 1.0, Jackson 1.0, Johnson 1.0, Roberts 1.0,  
Romanowski 1.0, Waller 1.0, **TEAM** 41.0, **OPPONENTS** 32.0

**FIELD GOALS (cont.)**

**OPPONENTS:** (1)41G,28G(1)(42G,37N)(33G)24G,  
44G(51G,41N)(29N,33G)(33G)(29G,42G)(35G(1)  
(32G)(51N,44G(1)(44G,50G)

'PASSING	Att	Cmp	Yds	Cmp%	Yds/Att	TD	TD%	Int	Int%	Long	Sack/Lost	Rating
Young	402	268	3465	66.7	8.62	25	6.2	7	1.7	80t	29/152	107.0
Bono	56	36	463	64.3	8.27	2	3.6	2	3.6	36	2/14	87.1
Montana	21	15	126	71.4	6.00	2	9.5	0	0.0	17	1/8	118.4
Walters	1	0	0	0.0	0.00	0	0.0	0	0.0	0	0/0	39.6
<b>TEAM</b>	<b>480</b>	<b>319</b>	<b>4054</b>	<b>66.5</b>	<b>8.45</b>	<b>29</b>	<b>6.0</b>	<b>9</b>	<b>1.9</b>	<b>80t</b>	<b>32/174</b>	<b>105.0</b>
<b>OPPONENTS</b>	<b>551</b>	<b>320</b>	<b>3642</b>	<b>58.1</b>	<b>6.61</b>	<b>20</b>	<b>3.6</b>	<b>17</b>	<b>3.1</b>	<b>55t</b>	<b>41/273</b>	<b>77.3</b>

# 49ERS' 1992 PLAYOFF STATISTICS

**WON 1, LOST 1**

Jan 9 W 20:13  
Jan 17 L 20:30

Washington 64,991  
Dallas 64,920  
S.F. Opponents

**TOTAL FIRST DOWNS**

Rushing 46  
Passing 18  
Penalty 28  
3rd Down: Made/Att. 10/19  
3rd Down Pct. 52.6  
4th Down: Made/Att. 1/1  
4th Down Pct. 100.0

**POSSESSION AVG.**

28.53  
31.06  
739  
369.5  
135  
194  
5.5

**NET YARDS RUSHING**

301  
150.5  
52  
51

**NET YARDS PASSING**

515  
257.5  
9/57  
602  
75/44  
58.7  
2

**PUNTS/AVERAGE**

3/45.7  
2/43.0  
6/35.8  
8/48

**FUMBLES/BALL LOST**

6/5  
4/2  
5  
3

**TOUCHDOWNS**

Rushing 3  
Passing 1  
Returns 0

**'SCORE BY PERIODS**

Q1 Q2 Q3 Q4 OT PTS  
TEAM 14 13 3 10 0 40  
OPPONENTS 6 7 10 20 0 43

**'SCORING**

TD-Ru-Pa-Rt PAT FG S PTS  
Cofler 0 0 0 0 4/4 4/5 0 16  
Jones 1 0 1 0 0/0 0/0 0 6  
Rice 1 0 1 0 0/0 0/0 0 6  
Taylor 1 0 1 0 0/0 0/0 0 6  
Young 1 1 0 0 0/0 0/0 0 6  
TEAM 4 1 3 0 4/4 4/5 0 40  
OPPONENTS 5 3 2 0 4/5 3/4 0 43

**SACKS:** Holt 3.0, Brown 2.0, Harris 2.0, Harrison 1.0,  
Romanowski 1.0, **TEAM** 9.0, **OPPONENTS** 5.0

'PASSING	Att	Cmp	Yds	Cmp%	Yds/Att	TD	TD%	Int	Int%	Long	Sack/Lost	Rating
Young	65	45	540	69.2	8.31	3	4.6	3	4.6	36	5/25	90.5
<b>TEAM</b>	<b>65</b>	<b>45</b>	<b>540</b>	<b>69.2</b>	<b>8.31</b>	<b>3</b>	<b>4.6</b>	<b>3</b>	<b>4.6</b>	<b>36</b>	<b>5/25</b>	<b>90.5</b>
<b>OPPONENTS</b>	<b>75</b>	<b>44</b>	<b>602</b>	<b>58.7</b>	<b>8.03</b>	<b>2</b>	<b>2.7</b>	<b>2</b>	<b>2.7</b>	<b>70</b>	<b>9/57</b>	<b>82.2</b>

**'RUSHING**  
Walters 29 152 5.2 21 0  
Young 16 108 6.6 22 1  
Rathman 5 28 5.6 12 0  
Rice 1 9 9.0 9 0  
Lee 1 6 6.0 6 0

**TEAM** 52 301 5.8 22 1  
**OPPONENTS** 51 194 3.8 28 3

**'RECEIVING**  
No. Yds Avg Long TD  
Rice 14 211 15.1 36 1  
Walters 8 88 11.0 17 0  
Rathman 8 63 7.9 12 0  
Jones 7 104 14.9 22 1  
Taylor 7 59 8.4 18 1  
Sherrard 1 15 15.0 15 0

**TEAM** 45 540 12.0 36 3  
**OPPONENTS** 44 602 13.7 70 2

**'INTERCEPTIONS**  
No. Yds Avg Long TD  
Davis 1 2 2.0 2 0  
Whitmore 1 2 2.0 2 0

**TEAM** 2 4 2.0 2 0  
**OPPONENTS** 3 35 11.7 21 0

**'PUNTING**  
No. Yds Avg Net TB In Lg B  
Wilmsmeyer 3 137 45.7 43.0 0 2 57 0  
**TEAM** 3 137 45.7 43.0 0 2 57 0

**OPPONENTS** 6 215 35.8 30.8 0 1 49 0

**'PUNT RETURNS**  
Ret FC Yds Avg Long TD  
Grant 3 1 30 10.0 15 0

**TEAM** 3 1 30 10.0 15 0  
**OPPONENTS** 1 0 8 8.0 8 0

**'KICKOFF RETURNS**  
No. Yds Avg Long TD  
Logan 5 106 21.2 50 0  
Grant 2 35 17.5 21 0

**TEAM** 7 141 20.1 50 0  
**OPPONENTS** 9 157 17.4 31 0

**'FIELD GOALS**  
1-19 20-29 30-39 40-49 50+  
Cofler 0/0 2/2 1/1 1/2 0/0

**TEAM** 0/0 2/2 1/1 1/2 0/0  
**OPPONENTS** 1/1 1/1 1/1 0/1 0/0

**OPPONENTS:** (23G,33G)(47N,28G,42G)  
**OPPONENTS:** (19G,32G)(20G,43N)

# 1992 49ERS' DEFENSIVE STATISTICS

Name	Total	Tackles		Sacks	Passes	
		Solo	Assists		Int.	Def.
Bill Romanowski, LB	80	65	15	1/0	-	5
Mike Walter, LB	79	67	12	1/1	-	-
Tim Harris, LB	64	56	8	17/116	-	10
Merton Hanks, CB	64	53	11	-	2/5	7
David Whitmore, S	62	50	12	-	1/0	6
Eric Davis, CB	61	58	3	-	3/52	11
Don Griffin, CB	60	53	7	-	5/4	19
Pierce Holt, DE	55	41	14	5.5/40.5	-	1
Dana Hall, S	48	40	8	1/8	2/34	13
Kevin Fagan, DE	41	27	14	1/11	-	-
Keith DeLong, LB	36	29	7	-	1/2	1
Dennis Brown, DE	36	27	9	3.5/31.5	1/0	2
Ted Washington, NT	35	27	8	2/15	-	2
Thane Gash, S	26	22	4	-	-	4
Michael Carter, NT	20	13	7	1/5	-	1
Michael McGruder, CB	19	18	1	-	-	4
John Johnson, LB	19	13	6	1/10	1/56	3
Antonio Goss, LB	18	14	4	-	-	-
Darin Jordan, LB	14	12	2	-	-	1
Martin Harrison, LB	12	11	1	3.5/10	-	-
Alan Grant, CB	11	11	-	-	-	2
Marc Logan, RB	9	9	-	-	-	-
Johnnie Jackson, S	8	6	2	1/6	-	1
Odessa Turner, WR	7	7	-	-	-	-
David Wilkins, DE	6	5	1	1.5/10	-	1
Larry Roberts, DE	4	3	1	1/4	1/19	1
Amp Lee, RB	3	3	-	-	-	-
Tom Rathman, FB	3	3	-	-	-	-
Jerry Rice, WR	3	3	-	-	-	-
Steve Wallace, T	3	3	-	-	-	-
Reggie McKenzie, LB	2	2	-	-	-	-
Mike Sherrard, WR	2	2	-	-	-	-
Jamie Williams, TE	2	2	-	-	-	-
Garin Veris, DE	2	1	1	-	-	1
Mike Cofer, K	1	1	-	-	-	-
Brent Jones, TE	1	1	-	-	-	-
Jacob Green, DE	1	1	-	-	-	-
Ralph Tamm, G-C	1	1	-	-	-	-
Chuck Thomas, C	1	1	-	-	-	-
Klaus Wilmsmeyer, P	1	-	1	-	-	-

**FORCED FUMBLES (18):** Thane Gash (2), Martin Harrison (2), Mike Walter (2), David Whitmore (2), Michael Carter (1), Keith DeLong (1), Kevin Fagan (1), Don Griffin (1), Dana Hall (1), Pierce Holt (1), Johnnie Jackson (1), Darin Jordan (1), Bill Romanowski (1), Mike Sherrard (1).

**FUMBLE RECOVERIES (11):** Eric Davis (2 for 0 yards), Mike Walter (2/0), Keith DeLong (1/6), Dana Hall (1/0), Tim Harris (1/0), Johnnie Jackson (1/0), Amp Lee (1/0), Michael McGruder (1/7), Bill Romanowski (1/0), Mike Sherrard (1/39).

**BLOCKED PAT (1):** Dennis Brown (1).

### SPECIAL TEAMS TACKLES

Name	Tackles	Solo	Assists	Name	Tackles	Solo	Assists
Darin Jordan, LB	12	10	2	Tom Rathman, FB	3	3	-
Antonio Goss, LB	11	9	2	Bill Romanowski, LB	3	3	-
Alan Grant, CB	9	9	-	Mike Cofer, K	1	1	-
Marc Logan, RB	9	9	-	Eric Davis, CB	1	1	-
Martin Harrison, LB	8	7	1	Reggie McKenzie, LB	1	1	-
Thane Gash, S	7	7	-	Ralph Tamm, G-C	1	1	-
Odessa Turner, WR	7	7	-	Chuck Thomas, C	1	1	-
John Johnson, LB	6	5	1	Mike Walter, LB	1	1	-
Merton Hanks, CB	5	4	1	David Whitmore, S	1	1	-
Amp Lee, RB	3	3	-	David Wilkins, DE	1	1	-
Michael McGruder, CB	3	3	-	Klaus Wilmsmeyer, P	1	-	1

## POSTSEASON DEFENSIVE STATISTICS

Name	Total	Tackles			Sacks	Passes	
		Solo	Assists	Int.		Def.	
Eric Davis, CB	12	10	2	-	1/2	3	
Don Griffin, CB	11	11	-	-	-	1	
Tim Harris, LB	11	9	2	2/9	-	2	
Dana Hall, S	8	7	1	-	-	-	
Mike Walter, LB	8	7	1	-	-	-	
Ted Washington, NT	8	6	2	-	-	1	
Dennis Brown, DE	8	5	3	2/9	-	1	
David Whitmore, S	7	7	-	-	1/2	1	
Bill Romanowski, LB	7	6	1	1/10	-	1	
Pierce Holt, DE	7	5	2	3/20	-	-	
Keith DeLong, LB	6	6	-	-	-	-	
Merton Hanks, CB	6	5	1	-	-	-	
Thane Gash, S	5	5	-	-	-	-	
Michael Carter, NT	5	4	1	-	-	-	
Kevin Fagan, DE	5	4	1	-	-	-	
Martin Harrison, LB	5	4	1	1/9	-	1	
John Johnson, LB	4	4	-	-	-	-	
Michael McGruder, CB	3	2	1	-	-	-	
Odessa Turner, WR	2	2	-	-	-	-	
Antonio Goss, LB	1	1	-	-	-	-	
Brent Jones, TE	1	1	-	-	-	-	
Marc Logan, RB	1	1	-	-	-	-	
Jesse Sapolu, C	1	1	-	-	-	-	
Mike Sherrard, WR	1	1	-	-	-	-	
Ralph Tamm, G-C	1	1	-	-	-	-	
John Taylor, WR	1	1	-	-	-	-	
Steve Young, QB	1	1	-	-	-	-	

**FORCED FUMBLES (2):** Dennis Brown (1), David Whitmore (1).

**FUMBLE RECOVERIES (2):** Mike Walter (1/0), David Whitmore (1/0).

### SPECIAL TEAMS TACKLES

Name	Tackles	Solo	Assists	Name	Tackles	Solo	Assists
Martin Harrison, LB	3	3	-	Merton Hanks, CB	1	1	-
John Johnson, LB	2	2	-	Marc Logan, RB	1	1	-
Odessa Turner, WR	2	2	-	Michael McGruder, CB	1	1	-
Thane Gash, S	1	1	-				

## 49ers' Honors — 1992

**Harris Barton:** *ASSOCIATED PRESS* - All-Pro (1st team); *SPORTS ILLUSTRATED* - All-Pro; *PRO FOOTBALL WRITERS OF AMERICA* - All-Pro; *PRO FOOTBALL WEEKLY* - All-NFL, All-NFC; *NEWSPAPER ENTERPRISE ASSOCIATION* - All-Pro (2nd team); *CBS-TV* - All-Madden Team.

**Brian Bollinger:** *COLLEGE AND PRO FOOTBALL NEWSWEEKLY* - All-Rookie.

**Dana Hall:** *FOOTBALL NEWS* - NFL All-Rookie; *PRO FOOTBALL WRITERS OF AMERICA* - All-Rookie; *PRO FOOTBALL WEEKLY* - All-Rookie.

**Tim Harris:** *NATIONAL FOOTBALL LEAGUE* - NFC Defensive Player-of-the-Month (December); *FOOTBALL NEWS* - All-Pro; *USA TODAY* - All-Pro.

**Pierce Holt:** *NATIONAL FOOTBALL LEAGUE* - 1993 Pro Bowl (starter); *ASSOCIATED PRESS* - All-Pro (2nd team); *PRO FOOTBALL WEEKLY* - All-NFC; *USA TODAY* - All-Pro; *UNITED PRESS INTERNATIONAL* - All-NFC; *NEWSPAPER ENTERPRISE ASSOCIATION* - All-Pro (2nd team); *CBS-TV* - All-Madden Team.

**Brent Jones:** *NATIONAL FOOTBALL LEAGUE* - 1993 Pro Bowl; *COLLEGE AND PRO FOOTBALL NEWSWEEKLY* - All-Pro (2nd team); *NEWSPAPER ENTERPRISE ASSOCIATION* - All-Pro; *CBS-TV* - All-Madden Team.

**Amp Lee:** *NATIONAL FOOTBALL LEAGUE* - NFC Player-of-the-Week (December 13 at Minnesota); *PRO FOOTBALL WRITERS OF AMERICA* - All-Rookie; *PRO FOOTBALL WEEKLY* - All-Rookie; *COLLEGE AND PRO FOOTBALL NEWSWEEKLY* - All-Rookie.

**Guy McIntyre:** *NATIONAL FOOTBALL LEAGUE* - 1993 Pro Bowl (starter); *ASSOCIATED PRESS* - All-Pro (2nd team); *PRO FOOTBALL WEEKLY* - All-NFC; *COLLEGE AND PRO FOOTBALL NEWSWEEKLY* - All-Pro; *USA TODAY* - All-Pro; *UNITED PRESS INTERNATIONAL* - All-NFC.

**Tom Rathman:** *CBS-TV* - All-Madden Team.

**Jerry Rice:** *NATIONAL FOOTBALL LEAGUE* - 1993 Pro Bowl (starter), NFC Player-of-the-Week (October 18 vs. Atlanta), (November 29 vs. Philadelphia); *MILLER LITE BEER* - NFL Player-of-the-Week (November 29 vs. Philadelphia); *ASSOCIATED PRESS* - All-Pro (1st team); *SPORTS ILLUSTRATED* - All-Pro; *FOOTBALL NEWS* - All-Pro; *SPORTING NEWS* - All-Pro; *PRO FOOTBALL WRITERS OF AMERICA* - All-Pro; *PRO FOOTBALL WEEKLY* - All-NFL, All-NFC; *COLLEGE AND PRO FOOTBALL NEWSWEEKLY* - All-Pro; *UNITED PRESS INTERNATIONAL* - All-NFC; *USA TODAY* - All-Pro; *SBN SPORTS NETWORK* - Black College Football's All-Time Team; *NEWSPAPER ENTERPRISE ASSOCIATION* - All-Pro; *CBS-TV* - All-Madden Team; *ALS FOUNDATION OF SF* - Iron Man Award.

**Steve Wallace:** NATIONAL FOOTBALL LEAGUE - 1993 Pro Bowl (starter), NFL "Extra Effort" Award (December); ASSOCIATED PRESS - All-Pro (2nd team); FOOTBALL NEWS - All-Pro; PRO FOOTBALL WRITERS OF AMERICA - All-Pro; PRO FOOTBALL WEEKLY - All-NFL, All-NFC; COLLEGE AND PRO FOOTBALL NEWSWEEKLY - All-Pro; USA TODAY - All-Pro; UNITED PRESS INTERNATIONAL - All-NFC; CBS-TV - All-Madden Team.

**Ricky Watters:** NATIONAL FOOTBALL LEAGUE - 1993 Pro Bowl, NFC Player-of-the-Week (November 22 at L.A. Rams); CBS-TV - All-Madden Team.

**Klaus Wilmsmeyer:** FOOTBALL NEWS - NFL All-Rookie; PRO FOOTBALL WRITERS OF AMERICA - All-Rookie; PRO FOOTBALL WEEKLY - All-Rookie; COLLEGE AND PRO FOOTBALL NEWSWEEKLY - All-Rookie.

**Steve Young:** SAN FRANCISCO 49ERS - Len Eshmont Award; NATIONAL FOOTBALL LEAGUE - 1993 Pro Bowl (starter), NFC Offensive Player-of-the-Month (October), NFC Player-of-the-Week (November 15 vs. New Orleans); ASSOCIATED PRESS - All-Pro (1st team); NFL Offensive Player-of-the-Year; NFL's Most Valuable Player; UNITED PRESS INTERNATIONAL - NFC Offensive Player-of-the-Year, All-NFC; FOOTBALL NEWS - NFC Most Valuable Player, All-Pro; SPORTS ILLUSTRATED - All-Pro, NFL Player-of-the-Year; MILLER LITE BEER - NFL Player-of-the-Year; SPORTING NEWS - NFL Player-of-the-Year, All-Pro; PRO FOOTBALL WRITERS OF AMERICA - NFL's Most Valuable Player, All-Pro; PRO FOOTBALL WEEKLY - NFL Offensive Player-of-the-Year, All-NFL, All-NFC; COLLEGE AND PRO FOOTBALL NEWSWEEKLY - NFL Offensive Player-of-the-Year, All-Pro; NEWSPAPER ENTERPRISE ASSOCIATION - NFL Offensive Player-of-the-Year, All-Pro; NATIONAL FOOTBALL LEAGUE PLAYERS ASSOCIATION - NFC Most Valuable Player; FOOTBALL DIGEST - NFL Player-of-the-Year; COMMITTEE OF 101 (Kansas City) - NFC Offensive Player-of-the-Year; MAXWELL FOOTBALL CLUB (Philadelphia) - Bert Bell Award (NFL Player-of-the-Year); BAY AREA SPORTS HALL OF FAME - Professional Athlete-of-the-Year; USA TODAY - All-Pro; USA TODAY/NFLPA - NFC Most Valuable Player; CBS-TV - All-Madden Team; NATIONAL QUARTERBACK CLUB - NFL Quarterback-of-the-Year; NFL ALUMNI - Quarterback-of-the-Year.

## SAN FRANCISCO OVERTIME GAMES

Record: 4-4-1 (2-2 at home, 2-2-1 on the road)

Date	Opponent	Site	End of 4th Qtr.	Final Score	Winner
10-31-76	St. Louis	Busch Stadium	20-20	23-20	Cardinals
12-5-76	San Diego	Jack Murphy Stadium	7-7	13-7	Chargers
11-13-77	New Orleans	Louisiana Superdome	7-7	10-7	49ers
9-14-80	St. Louis	Candlestick Park	21-21	24-21	49ers
12-7-80	New Orleans	Candlestick Park	35-35	38-35	49ers
10-12-86	Minnesota	Candlestick Park	24-24	27-24	Vikings
10-19-86	Atlanta	Fulton County Stadium	10-10	10-10	_____
10-9-88	Denver	Candlestick Park	13-13	16-13	Broncos
12-9-90	Cincinnati	Riverfront Stadium	17-17	20-17	49ers

# 1992 Game-By-Game Summaries

## SAN FRANCISCO 31 - NEW YORK GIANTS 14

(September 6, 1992 - Game 1 at New York)

The **49ers** began their 47th professional football campaign (43rd year in the NFL) with a resounding 31-14 win at the Meadowlands.

It was a case of big plays and big days for **San Francisco** running backs and linebackers as **FB Tom Rathman** set a team record for most TD receptions by a running back with three scores, **RB Ricky Watters** earned the 110th 100-yard rushing game in club history, **LB John Johnson** returned an interception 56 yards for a TD, and **LB Tim Harris** collected two sacks.

**Rathman's** TD passes came from two different **San Francisco** signal callers. The first score of the day was a three-yard pass from **QB Steve Young** midway through the first period. **Young**, taken out of the game a short time later with a concussion, finished with four completions in six attempts for 27 yards and a TD. **QB Steve Bono**, who replaced **Young** in the first quarter, found **Rathman** for a 15-yard TD pass in the second period and a four-yarder in the third quarter. **Bono** finished 15 of 22 for 187 yards and two scores.

With 9:20 left in the game, **San Francisco** (leading 24-14) failed to score on four consecutive attempts from just one-yard away. The **Giants** and **QB Phil Simms** took over and began driving. They moved the ball from their own one-yard line to midfield when **Johnson** came up with his big interception return to break New York's back.

**Watters** led all rushers with 100 yards on 13 carries to go with his five receptions for 50 yards. **FB Keith Henderson** contributed 31 yards on eight carries and **Rathman** had 11 yards in four attempts. Three different **Niners** had five catches each, including **Rathman**, who totaled 34 yards (and three TDs).

**WR Jerry Rice**, who had a TD reception called back because of a penalty, ended the day with five receptions for 56 yards. **WR John Taylor**, who had a long non-scoring catch (52 yards) called back, finished with two receptions for 60 yards.

**LB Bill Romanowski** had six solo tackles, while **Harris** (2 for 14 yards), **DE Dennis Brown** (1 for 9), and **DE Larry Roberts** (1 for 4) combined for four sacks to lead the defense.

<b>49ERS</b> .....	7	10	7	7	— 31
<b>GIANTS</b> .....	0	7	7	0	— 14
<b>49ERS</b> — Rathman 3 pass from Young (Cofer kick)				7:03	(5-39)
<b>GIANTS</b> — Hampton 11 run (Bahr kick)				8:30	(5-54)
<b>49ERS</b> — FG Cofer 36				5:09	(6-35)
<b>49ERS</b> — Rathman 15 pass from Bono (Cofer kick)				1:54	(6-40)
<b>GIANTS</b> — Hampton 3 run (Bahr kick)				5:33	(11-78)
<b>49ERS</b> — Rathman 4 pass from Bono (Cofer kick)				1:40	(7-71)
<b>49ERS</b> — Johnson 56 interception return (Cofer kick)				7:27	
	<b>49ERS</b>	<b>GIANTS</b>		<b>49ERS</b>	<b>GIANTS</b>
First Downs.....	27	21	Passes (Att/Comp/Int) .....	28-19-0	37-20-1
Total Net Yards.....	384	315	Punts-Average .....	2-30	6-41
Net Yards Rushing.....	172	119	Fumbles-Lost.....	5-1	1-1
Net Yards Passing.....	212	196	Penalties-Yards.....	9-54	4-40

### INDIVIDUAL STATISTICS

#### Rushing

**49ERS** — Watters 13/100; Henderson 8/31; Bono 4/13; Rathman 4/11; Taylor 1/10; Lee 3/4; Young 1/3; Rice 1/0.

**GIANTS** — Hampton 16/77, 2 TDs; Bunch 4/47; Meggett 2/-5.

#### Passing

**49ERS** — Young 4/6 for 27 yards, 1 TD; Bono 15/22 for 187 yards, 2 TDs.

**GIANTS** — Simms 20/37 for 223 yards; 1 INT.

## Receiving

**49ERS** — Rice 5/56; Watters 5/50; Rathman 5/34, 3 TDs; Taylor 2/60; Sherrard 1/10; Henderson 1/4.

**GIANTS** — McCaffery 5/56; Ingram 4/62; Meggett 4/30; Cross 2/30; Hampton 2/22; Calloway 2/19.

## Defensive Leaders

**49ERS** — Romanowski 6 tackles; Whitmore 5 tackles, 1 forced fumble; Brown 5 tackles, 1 sack/9 yards; Harris 4 tackles, 2 sacks/14 yards; Roberts 1 sack/4 yards; Davis 1 fumble recovery.

**GIANTS** — Collins 9 tackles; Johnson 8 tackles; Howard 7 tackles; Taylor 6 tackles, 1 sack/2 yards; Dorsey 1 forced fumble.

# BUFFALO 34 - SAN FRANCISCO 31

## (September 13, 1992 - Game 2 vs. Buffalo)

In an offensive battle reminiscent of the old AFL days, the Buffalo Bills snapped the **49ers'** 10-game string of wins over AFC East opponents, 34-31, in **San Francisco's** home opener at Candlestick Park.

The game featured a combined 1,086 yards in offense (fourth best in NFL history), 65 points, six TD passes, over 800 yards passing (852 actually, third highest in NFL history).

The **49ers** set a club record for Most Net Yards Total Offense with 598, bettering the 39-year-old mark of 597 set against Baltimore, December 13, 1953.

**San Francisco QB Steve Young** had a hand in nearly 500 yards himself as he rushed for 50 yards on seven carries and threw for 449 yards on 26 completions in 37 attempts. It was the third-highest output by a **49ers'** passer in team history and the 25th highest in NFL history.

Three **San Francisco** receivers combined for 351 yards and a trio of touchdowns on 13 catches, and that group didn't include **WR Jerry Rice** who was lost for the game with a concussion suffered during his team's initial offensive series.

**WR Odessa Turner**, who replaced **Rice**, scored the **49ers'** first TD on a 23-yarder from **Young**. **Turner**, who ended with 80 yards, also caught an NFL personal best 57-yard pass. Another back-up, **WR Mike Sherrard**, hauled in six passes for 159 yards (with a long of 56), and **WR John Taylor** finished with five catches for 112 yards and two TDs - including a 54-yard scoring reception in the third period.

The only series **San Francisco** failed to score on in the first half was its first possession when **K Mike Cofer** missed on a 33-yard attempt. The **49ers** scored on each of their other first half possessions: **Young-to-Turner's** 23-yard TD (2nd series), **FB Tom Rathman's** two-yard TD run (3rd series), **Cofer's** 24-yard FG (4th series), **Young-to-Taylor's** seven-yarder with 11 seconds left in the half (5th series).

The lead changed hands three times in the second half with Buffalo gaining the final advantage at 34-31 with three minutes remaining.

**San Francisco** had a final chance to tie the game and send it into overtime, but **Cofer** missed on a 47-yard attempt with 60 seconds left.

<b>BILLS</b> .....	3	10	14	7	— 34
<b>49ERS</b> .....	7	17	7	0	— 31

<b>49ERS</b>	— Turner 23 pass from Young (Cofer kick)	3:26	(4-40)
<b>BILLS</b>	— FG Christie 41	:18	(8-57)
<b>49ERS</b>	— Rathman 2 run (Cofer kick)	11:53	(7-80)
<b>BILLS</b>	— Thomas 20 pass from Kelly (Christie kick)	9:35	(7-73)
<b>49ERS</b>	— FG Cofer 24	6:53	(6-64)
<b>BILLS</b>	— FG Christie 28	2:31	(10-80)
<b>49ERS</b>	— Taylor 7 pass from Young (Cofer kick)	:11	(7-80)
<b>BILLS</b>	— Metzelaars 53 pass from Kelly (Christie kick)	12:33	(5-80)
<b>BILLS</b>	— Metzelaars 24 pass from Kelly (Christie kick)	6:51	(5-60)
<b>49ERS</b>	— Taylor 54 pass from Young (Cofer kick)	:06	(4-60)
<b>BILLS</b>	— Thomas 11 run (Christie kick)	3:04	(12-72)

	BILLS	49ERS		BILLS	49ERS
First Downs.....	25	26	Passes (Att/Comp/Int) .....	33-22-1	37-26-1
Total Net Yards.....	488	598	Punts-Average .....	0-0-0	0-0-0
Net Yards Rushing.....	107	159	Fumbles-Lost .....	2-2	4-2
Net Yards Passing.....	381	439	Penalties-Yards.....	2-10	6-61

### INDIVIDUAL STATISTICS

#### Rushing

**BILLS** — Thomas 19/85, 1 TD; Davis 5/11; Kelly 7/8; Fuller 1/3; Gardner 1/0.

**49ERS** — Walters 16/83; Young 7/50; Rathman 5/20, 1 TD; Henderson 2/6.

#### Passing

**BILLS** — Kelly 22/33 for 403 yards, 3 TDs, 1 INT.

**49ERS** — Young 26/37 for 449 yards, 3 TDs, 1 INT.

#### Receiving

**BILLS** — Reed 10/144; Metzelaars 4/113, 2 TDs; Thomas 4/94, 1 TD; Lofton 3/39; Beebe 1/13.

**49ERS** — Sherrard 6/159; Taylor 5/112, 2 TDs; Rathman 5/37; Watters 4/22; Rice 3/26; Turner 2/80, 1 TD; Williams 1/13.

#### Defensive Leaders

**BILLS** — Jones 9 tackles; Odomes 7 tackles, 1 INT, 1 fumble recovery; Bailey 1 forced fumble; Smith 1 forced fumble; Hansen 1 sack/10 yards; Bennett 1 forced fumble, 1 fumble recovery.

**49ERS** — Holt 7 tackles, 1 sack/7 yards, 1 forced fumble; Davis 6 tackles; Hanks 5 tackles, 1 INT; Johnson 1 sack/10 yards; M. Carter 1 sack/5 yards; Walter 4 tackles, 1 forced fumble, 1 fumble recovery.

## SAN FRANCISCO 31 - NEW YORK JETS 14 (September 20, 1992 - Game 3 at New York)

**QB Steve Young** passed for two touchdowns and ran for another as the **San Francisco 49ers** defeated the New York Jets, 31-14, at the Meadowlands.

The **49ers** opened the game with a reverse to **WR Jerry Rice** (gaining 23 yards) and six plays later, **Young** hit **Rice** for a five-yard score and a 7-0 lead. In the second quarter, **San Francisco** marched 72 yards on only four plays, the drive culminating when **Young** burst up the middle for a 10-yard score. **WR Mike Sherrard** started the drive when he pulled in a 47-yard strike from **Young** on the series' first play. The lead expanded to 17-0 after a 45-yard FG from **K Mike Cofer**, then 24-0 when **Young** threw an eight-yard pass to **TE Jamie Williams** seconds before halftime.

**San Francisco** continued its scoring outburst in the third quarter as **RB Ricky Watters** capped a time-consuming (8:05) 73-yard drive with his first NFL touchdown from a yard away.

The Jets recorded two fourth quarter TDs, as **QB Ken O'Brien** threw two scoring passes, the first to **WR Rob Carpenter** (seven yards) and the second to **WR Terance Mathis** (55 yards).

The victory proved to be costly however, as the **49ers** lost two key players to leg injuries. **WR John Taylor** suffered a broken left fibula after recording a 9-yard reception in the first quarter, and **DE Larry Roberts** strained the medial collateral ligament in his right knee in the fourth quarter.

**Sherrard** filled in for the ailing **Taylor** and responded with five receptions for 66 yards. **Rice** also caught five passes, good for 73 yards and the 94th TD reception of his career. **Watters** paced the ground game, registering 55 yards on 17 carries and leading the team in rushing for the third consecutive week.

The defense was paced by **CB Eric Davis'** 10 tackles and **LB-DE Tim Harris'** three sacks (for 11 yards). **NT Ted Washington** also had a sack, while **Roberts** recorded an interception for 19 yards before his injury.

<b>49ERS</b> .....	7	17	7	0	— 31
<b>JETS</b> .....	0	0	0	14	— 14

49ERS	— Rice 5 pass from Young (Cofer kick)	5:16	(7-59)
49ERS	— Young 10 run (Cofer kick)	6:47	(4-72)
49ERS	— FG Cofer 45	9:28	(1-4)
49ERS	— Williams 8 pass from Young (Cofer kick)	14:02	(4-32)
49ERS	— Watters 1 run (Cofer kick)	8:05	(13-73)
JETS	— Carpenter 7 pass from O'Brien (Staurovsky kick)	5:52	(8-63)
JETS	— Mathis 55 pass from O'Brien (Staurovsky kick)	12:40	(4-73)

	49ERS	JETS	49ERS	JETS
First Downs.....	19	15	Passes (Att/Comp/Int) .....	28-18-1 41-23-1
Total Net Yards.....	335	312	Punts-Average .....	1-38.0 4-39.8
Net Yards Rushing.....	131	66	Fumbles-Lost .....	1-1 1-0
Net Yards Passing.....	204	246	Penalties-Yards.....	4-40 5-47

#### INDIVIDUAL STATISTICS

##### Rushing

49ERS — Watters 17/55, 1 TD; Young 4/50, 1 TD; Rice 1/23; Lee 2/5; Rathman 2/5; Bono 4/-7.

JETS — Thomas 9/41; Chaffey 3/13; Baxter 3/8; O'Brien 1/4; McNeil 2/0.

##### Passing

49ERS — Young 15/23 for 163 yards, 2 TDs; Bono 3/5 for 41 yards, 1 INT.

JETS — O'Brien 23/41 for 264 yards, 2 TDs, 1 INT.

##### Receiving

49ERS — Rice 5/73, 1 TD; Sherrard 5/66; Williams 2/14, 1 TD; Rathman 2/10; Taylor 1/19; Turner 1/14; Lee 1/4; Watters 1/4.

JETS — Boyers 6/24; Mathis 4/111, 1 TD; Burkett 3/38; Toon 2/28; McNeil 2/17; Carpenter 2/16, 1 TD; Thomas 2/12; Moore 1/10; Chaffey 1/8.

##### Defensive Leaders

49ERS — Davis 10 tackles; Hanks 7 tackles; Romanowski 7 tackles; Walter 6 tackles; Harris 5 tackles, 3 sacks/11 yards; Roberts 1 INT/19 yards.

JETS — Lewis 6 tackles, 1 fumble recovery; Clifton 5 tackles; Brim 5 tackles, 1 INT.

## SAN FRANCISCO 16 - NEW ORLEANS 10 (September 27, 1992 - Game 4 at New Orleans)

Sparked by **K Mike Cofer's** 3-for-3 on field goal attempts and by five takeaways by the defense, the **49ers** came out of the city known as "The Big Easy" with a not-so-easy 16-10 win.

The absence of "Instant Replay" was on the minds of many of the 68,591 fans in the Superdome as the **49ers** appeared to have taken the initial lead when **WR Jerry Rice** hauled in a two-yard pass from **QB Steve Young** and fought for the goal line. He juked, wiggled and lunged — and the ball (in his out-stretched hand) appeared to break the plane of the goal line prior to hitting the ground and popping loose. The play was ruled a fumble and a touchback — no touchdown for **San Francisco**.

Instead, the Saints took over at their own 20 and drove 80 yards in eight plays as **QB Bobby Hebert** found **WR Eric Martin** for an 11-yard score.

It looked like an offensive battle was developing as the **49ers** came right back on their next series and drove 80 yards in nine plays with **FB Tom Rathman** picking up his fifth TD of the four-game season on a one-yard dash.

Those were the only TDs recorded on the night, however, as **San Francisco's Cofer** (10 points) out-kicked Saints' **K Morten Andersen** (4 points) three FGs (40, 26 and 42) to one (42).

It was a nail-biter to the very end, as turnovers ended the Saints' last two drives and **CB Eric Davis** was the benefactor on each: **Martin's** fumble on the 24 with 3:50 left (forced by **S Johnnie Jackson** and recovered by **Davis**) and a dramatic interception of an **Hebert** pass in the end zone with :10 seconds left.

**RB Ricky Watters** (18 carries for 76 yards and seven receptions for 52 yards) and Young (17 of 26 for 187 yards passing and eight rushes for 65 yards) led the **Niners'** offensive attack.

Defensively, **Davis** (6 tackles, 1 INT, 1 fumble recovery), **S David Whitmore** (6 tackles, 1 INT), **Jackson** (6 tackles, 1 forced fumble), **LB Tim Harris** (4 tackles, 1 sack for 8 yards), **S Dana Hall** (2 tackles, 1 INT), and **LB Mike Walter** (5 tackles, 1 fumble recovery) all contributed to a huge **49ers'** effort.

<b>49ERS</b> .....	7	3	0	6	— 16
<b>SAINTS</b> .....	7	3	0	0	— 10
<b>SAINTS</b> — Martin 11 pass from Hebert (Andersen kick)			6:19		(8-80)
<b>49ERS</b> — Rathman 1 run (Cofer kick)			1:34		(9-80)
<b>49ERS</b> — FG Cofer 40			8:55		(11-62)
<b>SAINTS</b> — FG Andersen 42			:08		(11-74)
<b>49ERS</b> — FG Cofer 25			12:29		(9-74)
<b>49ERS</b> — FG Cofer 42			6:54		(8-41)
	<b>49ERS</b>	<b>SAINTS</b>	<b>49ERS</b>	<b>SAINTS</b>	
First Downs.....	19	19	Passes (Att/Comp/Int).....	26-17-0	40-25-3
Total Net Yards.....	333	336	Punts-Average .....	3-45.7	2-46
Net Yards Rushing.....	154	77	Fumbles-Lost .....	2-2	2-2
Net Yards Passing .....	179	259	Penalties-Yards.....	5-63	5-40

### INDIVIDUAL STATISTICS

#### Rushing

**49ERS** — Watters 18/76; Young 8/65; Rathman 5/18, 1 TD; Rice 1/-5.

**SAINTS** — Dunbar 12/47; Hebert 1/13; Heyward 3/12; Hilliard 3/3; McAfee 1/2.

#### Passing

**49ERS** — Young 17/26 for 187 yards.

**SAINTS** — Hebert 25/40 for 267 yards, 1 TD, 3 INTs.

#### Receiving

**49ERS** — Watters 7/52; Sherrard 3/50; Jones 2/44; Rathman 2/17; Rice 2/5; Turner 1/19.

**SAINTS** — Martin 8/92, 1 TD; Early 3/75; Small 4/29; Carroll 3/32; Hilliard 3/19; Wainright 1/11; Stowers 1/7; Heyward 1/3; Dunbar 1/-1.

#### Defensive Leaders

**49ERS** — Whitmore 6 tackles, 1 INT; Davis 6 tackles, 1 INT, 1 fumble recovery; Jackson 6 tackles, 1 forced fumble; Harris 4 tackles, 1 sack/8 yards; Hall 2 tackles, 1 INT; Walter 5 tackles, 1 fumble recovery.

**SAINTS** — Mills 13 tackles; Johnson 11 tackles, 1 forced fumble; Atkins 7 tackles; Martin 6 tackles, 1 forced fumble; Jackson 0.5 sack/4 yards, 1 fumble recovery; Turnbull 0.5 sack/4 yards.

## SAN FRANCISCO 27 - LOS ANGELES RAMS 24 (October 4, 1992 - Game 5 vs. Los Angeles Rams)

K **Mike Cofer's** 21-yard FG with :01 remaining in the game gave the **49ers** a dramatic 27-24 victory over the L.A. Rams.

**Cofer's** heroics capped a 77-yard drive that started on the **San Francisco** 20-yard line with 1:50 remaining in the game. **QB Steve Young** hit **FB Tom Rathman** for a six-yard gain, then connected with **TE Brent Jones** down the middle for a 43-yard effort. One play later, **WR Jerry Rice** made a clutch one-handed grab for 26 yards that put the ball on the L.A. five. Moments later, **Cofer** booted the game-winning kick.

**San Francisco** opened the afternoon's scoring when **RB Ricky Watters** scampered in from a yard away to make it 7-0. The Rams tied the contest in the second stanza when **QB Jim Everett** avoided a **Niners'** blitz and found **TE Pat Carter** for an 11-yard TD pass.

**Cofer** hit a 26-yard FG as time expired in the first half.

After a scoreless third quarter, the Rams recorded 10 unanswered points...the first coming off the foot of K **Tony Zendejas** (33-yard FG)...then seven more as **CB Robert Bailey** stepped in front of **Young's** pass and scampered 24 yards for the touchdown.

**Young** more than made up for that interception as he rushed for two fourth-period scores (8 yards and 39 yards, capping drives of 49 yards in five plays and 52 yards in three plays) to give the **Niners** a 24-17 lead with just 3:55 remaining. Both drives began with takeaways by **San Francisco**: a tipped pass by **LB Bill Romanowski** - intercepted by **LB Keith DeLong**...and a forced fumble by **SS David Whitmore** and recovered by **FS Johnnie Jackson**.

But the Rams weren't done. **Everett** guided a 69-yard, eight play drive, culminating when he hit **WR Willie "Flipper" Anderson** on a nine-yarder for the tying score, 24-24, with 1:50 remaining.

<b>RAMS</b> .....	0	7	0	17	— 24
<b>49ERS</b> .....	7	3	0	17	— 27

<b>49ERS</b>	— Watters 3 run (Cofer kick)	3:29	(5-35)
<b>RAMS</b>	— Carter 11 pass from Everett (Zendejas kick)	5:10	(10-77)
<b>49ERS</b>	— FG Cofer 26	0:00	(10-57)
<b>RAMS</b>	— FG Zendejas 33	12:56	(12-77)
<b>RAMS</b>	— Bailey 24 int. return (Zendejas kick)	12:30	
<b>49ERS</b>	— Young 8 run (Cofer kick)	6:29	(5-49)
<b>49ERS</b>	— Young 39 run (Cofer kick)	3:55	(3-52)
<b>RAMS</b>	— Anderson 9 pass from Everett (Zendejas kick)	1:50	(8-69)
<b>49ERS</b>	— FG Cofer 21	0:01	(8-77)

	<b>RAMS</b>	<b>49ERS</b>	<b>RAMS</b>	<b>49ERS</b>
First Downs .....	15	20	Passes (Att/Comp/Int) .....	24-20-1 29-20-1
Total Net Yards .....	347	412	Punts-Average .....	3-38,0 4-41,5
Net Yards Rushing .....	123	174	Fumbles-Lost .....	1-1 0-0
Net Yards Passing .....	224	238	Penalties-Yards .....	4-40 5-45

#### INDIVIDUAL STATISTICS

##### Rushing

**RAMS** — Gary 18/110, Delpino 5/7, Everett 1/6.

**49ERS** — Watters 20/83, 1 TD; Young 3/60, 2 TDs; Rathman 4/31.

##### Passing

**RAMS** — Everett 20/24 for 232 yards, 2 TDs, 1 INT.

**49ERS** — Young 20/29 for 247 yards, 1 INT.

##### Receiving

**RAMS** — Price 5/57; Carter 3/42, 1 TD; Anderson 3/33, 1 TD; Ellard 3/33; Gary 3/10; Cox 1/26; Turner 1/16; Chadwick 1/15.

**49ERS** — Rathman 6/36, Rice 5/57, Jones 4/89, Sherrard 3/39, Watters 2/26.

##### Defensive Leaders

**RAMS** — Newman 12 tackles; Greene 9 tackles, 1 sack/6 yards; Hawkins 3 tackles, 1 sack/3 yards; Robinson 1 tackle, 1 forced fumble.

**49ERS** — Hall 9 tackles; Whitmore 5 tackles, 1 forced fumble; DeLong 3 tackles, 1 INT; Holt 3 tackles, 1 sack/8 yards; Jackson 1 fumble recovery.

## SAN FRANCISCO 24 - NEW ENGLAND 12 (October 11, 1992 - Game 6 at New England)

**RB Ricky Watters**, with his 188 yards of total offense and two fourth-quarter scores (a two-yard reception from **QB Steve Young** and a one-yard rush), guided **San Francisco** to a come-from-behind 24-12 victory over the Patriots on a foggy New England afternoon at Foxboro Stadium.

After a scoreless first period, **San Francisco** put the first points on the board as **WR Jerry Rice** caught a short pass from **Young** over the middle...joked, danced, then cut out-side and raced 32 yards for the score. It was **Rice's** 95th TD catch and his 99th overall score. It was also his 101st NFL start, and he kept alive his streak of consecutive games with at least one reception - moving his total to 101 straight games.

The Niners moved to a 10-0 lead moments later on **K Mike Cofer's** 36-yard field goal, before New England closed to 10-3 on a 24-yard FG by **K Charlie Baumann** just after the two-minute warning.

New England came back in the third period, taking advantage of an aborted punt and a fumbled punt return, to take the lead, 12-10.

The Pats' points came on a 44-yard **Baumann** FG just four plays after **P Klaus Wilmsmeyer** mishandled a low snap (on a 4th-and-17) and was forced to run. He came up with a 10-yard rush, but was shy of the first down and N.E. took over at the **49ers'** 31.

Then, four minutes later, **WR Ron Lewis** recorded his second fumble of the afternoon on a punt return and the Patriots came up with the ball on **San Francisco's** 40. Six plays later **QB Hugh Millen** found **TE Ben Coates** deep in the end zone for an 11-yard TD. The extra point attempt was blocked by **DE Dennis Brown** (the **49ers'** first block of an extra point since **NT Michael Carter** blocked one against Seattle, November 25, 1985), but the Patriots led, 12-10, heading into the final period, setting the stage for **Watters'** fourth period heroics.

In that final stanza, **Watters** ran the ball six times for 47 yards (including a career long 30-yarder), caught four passes for 25 yards and scored two TDs. Overall, he led all rushers with 19 carries for a career-best 104 yards, and all receivers with a career-high 8 catches and 84 yards (including a career-long 29 yarder).

**Young** completed 19 of 27 passes for 234 yards and two TDs, while running the ball 9 times for 69 yards. **FB Tom Rathman** had 5 catches for 37 yards and **Rice** had 3 receptions for 60 yards and a score.

Defensively, **LB Mike Walter** had an outstanding game with 11 tackles (including 8 solo), a 1-yard sack, and a forced fumble. **SS David Whitmore** had personal bests with 10 total tackles and 7 solo stops. **DE-LB Tim Harris** shared a sack with **DE Dennis Brown** who also intercepted a pass, while **DT-DE Pierce Holt** had 6 tackles and a sack, and **FS Johnnie Jackson** registered a sack.

<b>49ERS</b> .....	0	10	0	14	— 24
<b>PATRIOTS</b> .....	0	3	9	0	— 12

<b>49ERS</b> — Rice 32 pass from Young (Cofer kick)	11:48	(5-86)
<b>49ERS</b> — FG Cofer 36	6:37	(8-48)
<b>PATRIOTS</b> — FG Baumann 24	1:46	(7-21)
<b>PATRIOTS</b> — FG Baumann 44	10:57	(4-5)
<b>PATRIOTS</b> — Coates 11 pass from Millen (kick blocked)	4:56	(5-40)
<b>49ERS</b> — Watters 2 pass from Young (Cofer kick)	8:52	(8-75)
<b>49ERS</b> — Watters 1 run (Cofer kick)	2:31	(8-41)

	<b>49ERS</b>	<b>PATRIOTS</b>		<b>49ERS</b>	<b>PATRIOTS</b>
First Downs.....	24	17	Passes (Att/Comp/Int) .....	28-19-1	34-20-2
Total Net Yards.....	411	227	Punts-Average .....	2-35	6-42
Net Yards Rushing.....	183	70	Fumbles-Lost .....	3-2	1-1
Net Yards Passing.....	228	157	Penalties-Yards .....	8-62	6-65

### INDIVIDUAL STATISTICS

#### Rushing

**49ERS** — Watters 19/104, 1 TD; Young 9/69; Wilmsmeyer 1/10

**PATRIOTS** — Stephens 16/49; Vaughn 9/11; Millen 1/6; Gash 1/4.

#### Passing

**49ERS** — Young 19/27 for 234 yards, 2 TDs, 1 INT; Watters 0/1.

**PATRIOTS** — Millen 20/34 for 181 yards, 1 TD, 2 INTs.

#### Receiving

**49ERS** — Watters 8/84, 1 TD; Rathman 5/37; Rice 3/60, 1 TD; Jones 2/34; Turner 1/19.

**PATRIOTS** — McMurry 7/84; Coates 5/45, 1 TD; Vaughn 3/2; Fryar 2/31; Stephens 2/5; Timpson 1/14.

## Defensive Leaders

**49ERS** — Walter 11 tackles, 1 sack/1 yard, 1 forced fumble; Whitmore 10 tackles; Holt six tackles, 1 sack/6 yards; Harris 5 tackles, 0.5 sack/5.5 yards; Brown 0.5 sack/5.5 yards, 1 INT, 1 blocked PAT; Jackson 2 tackles, 1 sack/6 yards.

**PATRIOTS** — Henderson 10 tackles; Brown 7 tackles; Rember 1 sack/1 yard; Tippett 1 sack/5 yards.

## SAN FRANCISCO 56 - ATLANTA 17 (October 18, 1992 - Game 7 vs. Atlanta)

The **49ers** celebrated their 100th Candlestick Park victory (including playoffs) with a one-sided 56-17 defeat of Atlanta.

**San Francisco** exploded for 436 yards and 42 points in the first half, before coasting with 154 yards and 14 points after intermission.

The **Niners'** 56 points were the most points ever scored at Candlestick. As a matter of fact, they were the most points scored by any **49ers'** team since joining the NFL in 1950.

Some of the highlights included:

**WR Jerry Rice** registered 209 yards of total offense (one rush for 26 and 183 receiving on seven catches) and scored his 100th, 101st and 102nd career touchdowns (including his 96th and 97th receiving TDs).

**QB Steve Young** averaged 22.2 yards per completion, hitting on 18 of 28 passes for 399 yards and three TDs (including a season-long 80-yarder to Rice).

**RB Ricky Watters** recorded 132 yards of total offense (75 rushing and 57 receiving) and three rushing scores.

**RB Amp Lee** had career highs with nine rushes for 35 yards.

**K Mike Cofer** set NFL team records for Most PATs Made (8) and Most PATs Attempted (8), and he tied a personal mark for most kickoffs (9).

**LB-DE Tim Harris** recorded a sack, giving him 7.5 after just seven games—already more than last year's end-of-the-season leaders (**DE Larry Roberts** and **LB-DE Charles Haley**, who totaled 7 each).

**CB Merton Hanks** earned a career-high nine tackles (including two on special teams) and a pass defensed.

<b>FALCONS</b> .....	7	3	0	7	— 17
<b>49ERS</b> .....	21	21	14	0	— 56
<b>49ERS</b> — Rathman 1 run (Cofer kick)			8:58		(11-90)
<b>49ERS</b> — Watters 8 run (Cofer kick)			2:14		(7-75)
<b>FALCONS</b> — Haynes 44 pass from Miller (Johnson kick)			:20		(1-44)
<b>49ERS</b> — Rice 80 pass from Young (Cofer kick)			:03		(1-80)
<b>49ERS</b> — Watters 4 run (Cofer kick)			10:05		(6-40)
<b>49ERS</b> — Watters 1 run (Cofer kick)			2:26		(8-76)
<b>FALCONS</b> — FG Johnson 51			1:04		(11-52)
<b>49ERS</b> — Rice 40 pass from Young (Cofer kick)			:25		(3-65)
<b>49ERS</b> — Rice 26 run (Cofer kick)			3:11		(5-39)
<b>FALCONS</b> — Phillips 6 pass from Wilson (Johnson kick)			1:29		(6-35)

	<b>FALCONS</b>	<b>49ERS</b>		<b>FALCONS</b>	<b>49ERS</b>
First Downs .....	18	29	Passes (Att/Comp/Int).....	43-23-2	31-18-1
Total Net Yards .....	297	590	Punts-Average .....	6-38.3	3-30.7
Net Yards Rushing .....	55	191	Fumbles-Lost .....	3-0	2-0
Net Yards Passing .....	250	399	Penalties-Yards .....	9-86	12-100

## INDIVIDUAL STATISTICS

### Rushing

**FALCONS** — Miller 5/28; Smith 8/20; Jones 1/0; Pegram 1/-1.

**49ERS** — Watters 15/75, 3 TDs; Lee 9/35; Young 2/28; Rice 1/26, 1 TD; Logan 2/26; Rathman 3/3, 1 TD; Bono 2/-2.

### Passing

**FALCONS** — Miller 14/27 for 174 yards, 1 TD, 2 INTs; Tolliver 5/10 for 60 yards; Wilson 4/6 for 35 yards, 1 TD.

**49ERS** — Young 18/28 for 399 yards, 3 TDs, 1 INT; Bono 0 of 3.

### Receiving

**FALCONS** — Rison 8/94; Pritchard 4/31; Haynes 3/58, 1 TD; Thomas 3/34; Phillips 3/18, 1 TD; Pegram 1/19; Milling 1/15.

**49ERS** — Rice 7/183, 2 TDs; Jones 5/86, 1 TD; Watters 3/57; Sherrard 1/33; Turner 1/29; Rathman 1/11.

### Defensive Leaders

**FALCONS** — Riddick 7 tackles; Donaldson 6 tackles; Connor 5 tackles, 1 forced fumble; Tuggle 5 tackles.

**49ERS** — Hanks 9 tackles; McGruder 6 tackles; Griffin 6 tackles, 1 INT; Wilkins 1.5 sacks/10 yards; Harrison 1.5 sacks/4 yards, 2 forced fumbles; Harris 1 sack/5 yards; Davis 1 INT.

## PHOENIX 24 - SAN FRANCISCO 14 (November 1, 1992 - Game 8 at Phoenix)

In a complete turn-around from its last game played (a 56-17 win over Atlanta) prior to the bye week layoff, **San Francisco** turned in one of its worst performances in years, losing 24-14 to the Cardinals in Phoenix.

The **49ers** opened the contest as if they had not skipped a beat since that Atlanta game as they marched down the field in eight plays: **QB Steve Young** to **TE Brent Jones** (8 yards)...**Young** to **RB Ricky Watters** (13 yards)...**Young** to **FB Tom Rathman** (18 yards)...incomplete pass...**Watters** (17-yard run)...**Young** to **Watters** (15 yards)...**Rathman** (5-yard run)...**Young** to **Rathman** (3 yards) to the one-yard line before the bottom fell out!

On the very next play **Young** was sacked for minus-eight yards and his fumble was recovered by Phoenix.

**Young**, who was suffering from the flu, stayed in the game for only one more series before being replaced for the afternoon by **QB Steve Bono**.

Counting a punt, **San Francisco** ran only nine more plays the entire first half and went into the intermission scoreless for the first time since 1990.

The second half was a little better, as the **Niners** out-gained the host Cardinals 227 to 155 in total net offense in an attempt to climb back into the game.

**San Francisco's** first score of the game (**WR Mike Sherrard's** first TD of the season) came on a freak play: **Bono** hit **Jones** across the middle for 19 yards...however, **Jones** fumbled when he was tackled by **LB Tyronne Stowe** and **LB Eric Hill** recovered, the fumble on the run...but **Hill** had the ball stripped by **Sherrard** who raced 39 yards for the score.

The **49ers** only other score came on a four-yard run by **Watters**, capping a nine-play, 88-yard drive in the final period that cut the Cardinals' lead to the final 24-14 count with 10 minutes to play.

On defense, **LB-DE Tim Harris** was one of few bright spots as he moved his team-leading sack total to 8.5 on the season with one on **QB Chris Chandler**:

<b>49ERS</b> .....	0	0	7	7	— 14
<b>CARDINALS</b> .....	0	10	14	0	— 24

<b>CARDS</b> — R. Hill 4 pass from Chandler (Davis kick)	10:47	(15-77)
<b>CARDS</b> — FG Davis 33	:00	(11-36)
<b>CARDS</b> — R. Hill 23 pass from Chandler (Davis kick)	10:20	(7-81)
<b>49ERS</b> — Sherrard 39 fumble return (Cofer kick)	7:39	
<b>CARDS</b> — Proehl 22 pass from Chandler (Davis kick)	3:23	(1-22)
<b>49ERS</b> — Watters 4 run (Cofer kick)	10:05	(9-88)

	49ERS	CARDS	49ERS	CARDS
First Downs.....	20	21	Passes (Att/Comp/Int) .....	32-23-1 33-19-1
Total Net Yards.....	330	342	Punts-Average.....	2-39.0 3-46.0
Net Yards Rushing.....	63	151	Fumbles-Lost .....	3-3 1-1
Net Yards Passing.....	267	191	Penalties-Yards .....	6-35 6-65

#### INDIVIDUAL STATISTICS

##### Rushing

**49ERS** — Watters 7/36, 1 TD; Rathman 4/19; Rice 2/2; Lee 1/6.

**CARDS** — Johnson 26/102, Chandler 3/33, Proehl 1/10, Centers 1/4, Bailey 1/2.

##### Passing

**49ERS** — Young 6/8 for 76 yards; Bono 17/24 for 222, 1 TD, 1 INT.

**CARDS** — Chandler 19/33 for 197 yards, 3 TDs, 1 INT.

##### Receiving

**49ERS** — Rice 6/87, Sherrard 5/82, Jones 6/58, Watters 3/48, Rathman 3/23.

**CARDS** — R. Hill 6/92, 2 TDs; Proehl 4/51, 1 TD; Bailey 3/28; Edwards 2/14; Rolle 1/6; Centers 2/5; Johnson 1/1.

##### Defensive Leaders

**49ERS** — Walter 9 tackles; Whitmore 8 tackles; Romanowski 7 tackles; DeLong 7 tackles; Harris 6 tackles, 1 sack/6 yards; Griffin 4 tackles, 1 INT; Sherrard 1 tackle, 1 forced fumble, 1 fumble recovery.

**CARDS** — McDonald 8 tackles, 1 fumble recovery; Zordich 6 tackles; Massey 5 tackles; Harvey 4 tackles, 2 sacks/23 yards, 1 forced fumble, 1 fumble recovery; E. Hill 4 tackles, 1 forced fumble, 1 fumble recovery; Stowe 4 tackles, 1 forced fumble; Davis 3 tackles, 1 INT; Nunn 2 tackles, 1 sack/8 yards.

## SAN FRANCISCO 41 - ATLANTA 3 (November 9, 1992 - Game 9 at Atlanta)

San Francisco's defense forced three fumbles, recorded three sacks and intercepted three passes as the 49ers trounced the host Atlanta Falcons in the Georgia Dome, 41-3, before a national Monday Night Football audience.

San Francisco began slowly, but seemed to pick up momentum as the contest continued. It took over 10 minutes before the 49ers' put any points on the board as they produced a nine-play, 48-yard, five-minute drive on their second series of the game.

WR Odessa Turner hauled in a 12-yard pass from QB Steve Young with 4:54 remaining in the first period as the visiting Niners took the lead for good, 7-0. It was Turner's only reception on the night.

RB Ricky Watters registered San Francisco's second score, a 21-yard pass from Young for a 14-0 lead. Watters, who rushed a dozen times for 70 yards in the first half, finished the evening with 75 yards (19 carries) rushing and 25 yards (three catches) receiving.

Atlanta's only points came on K Norm Johnson's 33-yard FG with just two seconds left in the first half.

The second half belonged to the 49ers as K Mike Cofer, who recorded 11 points in this game (for 19 total in two games versus the Falcons in '92), had two third-quarter FGs (40 yards and 32 yards)...and FB Tom Rathman matched a career-high with his seventh TD (two yards) of the season with seven regular season games to go.

It was more of the same in the final period as WR Jerry Rice collected his 98th career TD reception and second-year CB Merton Hanks returned a punt 48 yards for the final TD of the evening. It was the first punt return for a score by a San Francisco player since 1988 when WR John Taylor streaked 95 yards for a team-record return versus Washington (Nov. 21).

CB Don Griffin had a great night despite suffering from the flu. He registered five tackles, five passes defended, one forced fumble, and one interception. CB Eric Davis and Hanks also had interceptions, while LB Bill Romanowski, CB Michael McGruder, and special teamer Amp Lee each recovered fumbles.

Offensively, Young was 12 of 18 passing for 143 yards and three TDs, and QB Steve

**Bono** was a perfect one of one for 13 yards in relief. The pair completed passes to seven different receivers. **Rice** led the receiving corps with four catches for 45 yards and one TD.

49ERS .....	7	7	13	14	— 41
FALCONS .....	0	3	0	0	— 3
49ERS — Turner 12 pass from Young (Cofer kick)				4:54	(9-48)
49ERS — Watters 21 pass from Young (Cofer kick)				1:52	(8-57)
FALCONS — FG Johnson 33				:02	(9-76)
49ERS — FG Cofer 40				9:29	(8-25)
49ERS — FG Cofer 32				4:06	(7-21)
49ERS — Rathman 2 run (Cofer kick)				1:49	(4-26)
49ERS — Rice 19 pass from Young (Cofer kick)				12:17	(2-21)
49ERS — Hanks 48 punt return (Cofer kick)				10:57	

	49ERS	FALCONS		49ERS	FALCONS
First Downs.....	16	20	Passes (Att/Comp/Int) .....	19-13-0	41-25-3
Total Net Yards.....	303	304	Punts-Average.....	4-39.3	4-39
Net Yards Rushing.....	152	59	Fumbles-Lost .....	1-0	3-3
Net Yards Passing.....	151	245	Penalties-Yards .....	1-10	6-40

### INDIVIDUAL STATISTICS

#### Rushing

49ERS — Watters 19/75; Young 9/39; Lee 6/26; Rathman 4/11, 1 TD; Bono 1/1  
 FALCONS — Smith 9/36; Broussard 4/22; Pritchard 1/1.

#### Passing

49ERS — Young 12/18 for 143 yards, 3 TDs; Bono 1/1 for 13.  
 FALCONS — Tolliver 16/25 for 178 yards, 3 INTs; Wilson 9/16 for 88 yards.

#### Receiving

49ERS — Rice 4/45, 1 TD; Watters 3/25, 1 TD; Jones 2/34; Rathman 1/15; Sherrard 1/12; Turner 1/12, 1 TD; Williams 1/13.  
 FALCONS — Rison 11/99; Haynes 6/83; Hill 3/37; Pritchard 3/27; Jones 2/20.

#### Defensive Leaders

49ERS — McGruder 9 tackles, 1 fumble recovery; Romanowski 8 tackles, 1 fumble recovery; Hanks 6 tackles, 1 INT; Griffin 5 tackles, 1 INT, 1 forced fumble; Davis 3 tackles, 1 INT; Harrison 1 tackle, 1 sack/6 yards; Harris 1 tackle, 1 sack/7 yards; Brown 1 tackle, 1 sack/8 yards; Jordan 3 tackles, 1 forced fumble.  
 FALCONS — Solomon 8 tackles; Tuggle 6 tackles; Gardner 5 tackles, 2 sacks/5 yards; Pickens 1 forced fumble.

## SAN FRANCISCO 21 - NEW ORLEANS 20 (November 15, 1992 - Game 10 vs. New Orleans)

Only 46 seconds remained when **San Francisco** came up with its first lead of the game and held on to beat New Orleans, 21-20, before the fourth largest football crowd (64,895) ever at Candlestick Park.

The win gave **San Francisco** (8-2) the NFC West lead and a season series sweep of New Orleans (7-3). It also marked the fifth time in the last six games between these two teams that a contest has been decided by a touchdown or less.

That 13-play, 74-yard, game-winning drive was the second of two fourth-quarter scores for the **49ers** as they erased a 20-7 New Orleans' lead in the game's final 11 minutes.

Both TDs came on passes from **QB Steve Young** to **TE Brent Jones** (the first one for 14 yards and the game-winner for eight yards).

**San Francisco** began slowly, scoring only seven points over the first three quarters, as New Orleans claimed leads of 3-0, 10-0, 10-7, 13-7 and 20-7, prior to heroics by **Young**, **Jones** and company.

The **Niners'** initial score came on an 80-yard second-period drive made up of all rushes. **RB Ricky Watters** carried eight times for 60 yards in that drive, **FB Tom Rathman** had his

only rush of the game (three yards), and **Young** ran once (nine yards) and was sacked once (minus two yards) before scrambling the final 10 yards for the score.

The **49ers'** second score came on an all-passing 65-yard drive. **Young**, who had only one incomplete pass during the drive, connected with **Watters** for four yards, **TE Jamie Williams** twice for 27 yards, and **Jones** twice for 34 yards (including the 14-yard TD).

**San Francisco's** final drive was a combination of passing and running, including three clutch catches by **WR Jerry Rice** for 29 hard-fought yards.

**Young**, who connected on 24 of 37 attempts for 205 yards and two TDs, carried the ball eight times for 58 yards and another score. **Watters** led all rushers with 115 yards on 21 carries for his third 100-yard performance of the season. **Rice** recorded eight receptions for 68 yards. **Rathman** had five catches for 33 yards, and **Jones** finished with four receptions for 54 yards and two TDs.

**K Klaus Wilmsmeyer**, who averaged 39.5 yards on four punts, recorded a beautiful 54-yarder under extreme pressure putting New Orleans inside its own 10-yard-line prior to the **Niners'** winning drive.

Defensively, rookie **S Dana Hall** registered his first career sack, a forced fumble and four tackles. **CB Don Griffin** had seven tackles and **LB Mike Walter** finished with five tackles.

<b>SAINTS</b> .....	3	7	10	0	— 20
<b>49ERS</b> .....	0	7	0	14	— 21

<b>SAINTS</b> — FG Andersen 29	6:18	(5-41)
<b>SAINTS</b> — Small 22 pass from Hebert (Andersen kick)	11:11	(8-70)
<b>49ERS</b> — Young 10 run (Cofer kick)	3:38	(12-80)
<b>SAINTS</b> — FG Andersen 42	9:51	(8-42)
<b>SAINTS</b> — Hilliard 12 pass from Hebert (Andersen kick)	3:31	(6-60)
<b>49ERS</b> — Jones 14 pass from Young (Cofer kick)	10:16	(6-65)
<b>49ERS</b> — Jones 8 pass from Young (Cofer kick)	:46	(13-74)

	<b>SAINTS</b>	<b>49ERS</b>	<b>SAINTS</b>	<b>49ERS</b>
First Downs.....	24	16	37-24-1	35-22-0
Total Net Yards.....	367	336	4-39.5	5-43.4
Net Yards Rushing.....	176	43	Fumbles-Lost.....	1-0 1-0
Net Yards Passing.....	191	293	Penalties-Yards.....	1-5 3-25

## INDIVIDUAL STATISTICS

### Rushing

**SAINTS** — Hilliard 12/34; Heyward 2/7; Dunbar 1/2.

**49ERS** — Watters 21/115; Young 8/58, 1 TD; Rathman 1/3.

### Passing

**SAINTS** — Hebert 22/35 for 301 yards, 2 TDs.

**49ERS** — Young 24/37 for 205 yards, 2 TDs, 1 INT.

### Receiving

**SAINTS** — Hilliard 6/88, 1 TD; Martin 5/56; Small 5/55, 1 TD; Carroll 2/33; Heyward 2/26; Dunbar 1/13; Early 1/10; Cooper 0/20 (lateral).

**49ERS** — Rice 8/68; Rathman 5/33; Jones 4/54, 2 TDs; Watters 3/11; Williams 2/27; Sherrard 2/12.

### Defensive Leaders

**SAINTS** — Johnson 10 tackles; Jackson 9 tackles, 2 sacks/12 yards, 1 forced fumble; Mills 7 tackles; Atkins 1 sack/0 yards; Swilling 1 sack/2 yards; Maxie 1 INT.

**49ERS** — Griffin 7 tackles; Harris 6 tackles; Walter 5 tackles; Hall 4 tackles, 1 sack/8 yards, 1 forced fumble.

## SAN FRANCISCO 27 - LOS ANGELES RAMS 10 (November 22, 1992 - Game 11 at Los Angeles)

Behind the rushing of first-year **RB Ricky Watters**, who carried a career-high 26 times for a career-best 163 yards and two touchdowns, **San Francisco** earned a 27-10 win against the Rams in Anaheim.

It was the **49ers'** ninth victory of the season and their sixth straight win over the Rams at Anaheim. The win gave them a sweep of NFC Western Division opponents for '92...their second such sweep in team history ('84 was the other) and only the ninth League-wide divisional sweep by any team since the AFL/NFL merger in 1970.

**Watters** had the first and final scores of the contest, both three-yarders. The first, capping a 10-play, 62-yard drive on **San Francisco's** second series and his second one, finishing off a 10-play, 61-yard drive that left no doubt about the victory. That drive was an all-rushing/no-passing march, the **Niners'** second such drive in two games (to go with a 12-play, 80-yard drive against N.O.).

Between **Watters'** scores, **K Mike Cofer** booted a pair of field goals (34 yards in the second period and 40 yards in the third), his 12th and 13th of the season...and **WR Jerry Rice** caught his 99th career TD pass moving him into a tie for second on the all-time NFL charts (with **Don Hutson**, behind NFL record holder **Steve Largent**, 100).

While **San Francisco** rushed for over 200 yards, its defense held the Rams to just 96 yards on the ground and 158 yards in the air, as **LB Mike Walter** (eight solo tackles) and **S Dana Hall** (five tackles) paced the **Niners'** defensive efforts.

<b>49ERS</b> .....	7	3	3	14	— 27
<b>RAMS</b> .....	0	0	7	3	— 10
<b>49ERS</b> — Watters 3 run (Cofer kick)				2:02	(6-13)
<b>49ERS</b> — FG Cofer 34				:07	(8-27)
<b>RAMS</b> — Ellard 31 pass from Everett (Zendejas kick)				12:44	(3-45)
<b>49ERS</b> — FG Cofer 40				4:17	(5-31)
<b>RAMS</b> — FG Zendejas 35				10:53	(8-27)
<b>49ERS</b> — Rice 42 pass from Young (Cofer kick)				6:36	(7-76)
<b>49ERS</b> — Watters 3 run (Cofer kick)				1:11	(10-61)
	<b>49ERS</b>	<b>RAMS</b>		<b>49ERS</b>	<b>RAMS</b>
First Downs .....	14	21	Passes (Att/Comp/Int) .....	29-13-0	26-14-0
Total Net Yards .....	245	366	Punts-Average .....	8-41.6	5-41.6
Net Yards Rushing .....	96	213	Fumbles-Lost .....	2-0	2-1
Net Yards Passing .....	149	153	Penalties-Yards .....	3-22	8-55

### INDIVIDUAL STATISTICS

#### Rushing

**49ERS** — Watters 26/163, 2 TDs; Rathman 7/28; Young 3/16; Rice 1/6.

**RAMS** — Lang 11/62, Gary 11/35, Everett 1/-1.

#### Passing

**49ERS** — Young 14/26 for 167 yards, 1 TD.

**RAMS** — Everett 13/29 for 158 yards, 1 TD.

#### Receiving

**49ERS** — Rice 4/93, 1 TD; Watters 3/16; Taylor 3/25; Jones 2/27; Rathman 2/6.

**RAMS** — Price 5/41; Ellard 3/59, 1 TD; Chadwick 2/30; Anderson 2/20; Gary 1/8.

#### Defensive Leaders

**49ERS** — Walter 8 tackles; Hall 5 tackles; Fagan 5 tackles; Harris 4 tackles, 0.5 sack/4.5 yards; Holt 5 tackles, 0.5 sack/4.5 yards; Gash 1 tackle, 1 forced fumble.

**RAMS** — Terrell 9 tackles; Greene 8 tackles; Kelm 7 tackles, 1 fumble recovery.

## SAN FRANCISCO 20 - PHILADELPHIA 14 (November 29, 1992 - Game 12 vs. Philadelphia)

**San Francisco** recorded its 10th consecutive 10-win campaign and clinched its ninth playoff spot in 10 seasons as the **49ers** held off a late Eagles' rally for a 20-14 NFC win at Candlestick Park.

The **Niners** scored first as **WR Jerry Rice** caught his NFL record-tying 100th career TD pass...this time on a 22-yarder from **QB Steve Young** on the team's second possession of the game.

**K Mike Cofer** booted a 22-yard field goal in the second quarter and **San Francisco** led at the half, 10-0.

Philadelphia got on the board in the third quarter when **WR Fred Barnett** caught a 23-yard scoring pass from **QB Randall Cunningham**, cutting the **Niners'** lead to three points, 10-7.

That's as close as **Philly** got, however, as **Cofer** hit a 28-yard field goal in the third period. **RB Dexter Carter**, in only his second game back from injured reserve, hauled in his first pass reception of the year...for a 43-yard TD.

**Rice**, who caught a pass in his 107th consecutive contest, recorded his 42nd 100-yard game (counting four postseason dates) as he finished with eight catches for 133 yards and one TD. **WR John Taylor** had his second best performance of the year with four catches for 82 yards.

**Young** led the rushing efforts with 26 yards on six carries. **RB Amp Lee** filled in for **RB Ricky Watters**, who left the game in the first quarter with a shoulder injury. After replacing **Watters**, **Lee** got the majority of the running calls and finished with 25 yards on 11 carries.

**LB-DE Tim Harris** registered his 10th and 11th sacks of the season and **LB Mike Walter** recorded nine tackles to lead the defense.

EAGLES .....	0	0	7	7	— 14
49ERS .....	7	3	3	7	— 20

49ERS — Rice 22 pass from Young (Cofer kick)	8:33				(4-54)
49ERS — FG Cofer 22	10:19				(11-76)
EAGLES — Barnett 23 pass from Cunningham (Ruzek kick)	13:02				(4-48)
49ERS — FG Cofer 28	3:57				(11-41)
49ERS — Carter 43 pass from Young (Cofer kick)	13:04				(5-87)
EAGLES — Byars 11 pass from Cunningham (Ruzek kick)	8:58				(8-62)

	EAGLES	49ERS		EAGLES	49ERS
First Downs .....	18	18	Passes (Att/Comp/Int).....	42-28-0	33-24-0
Total Net Yards .....	280	425	Punts-Average .....	8-45.1	6-43.8
Net Yards Rushing .....	46	96	Fumbles-Lost .....	0-0	0-0
Net Yards Passing .....	234	329	Penalties-Yards.....	3-15	0-0

### INDIVIDUAL STATISTICS

#### Rushing

**EAGLES** — Sherman 10/31, Cunningham 3/13, Walker 3/2.

**49ERS** — Young 6/26, Lee 11/25, Rathman 6/25, Watters 5/20.

#### Passing

**EAGLES** — Cunningham 28/42 for 257 yards, 2 TDs.

**49ERS** — Young 24/35 for 342 yards, 2 TDs.

#### Receiving

**EAGLES** — Walker 7/38; Barnett 6/70, 1 TD; Williams 5/56; Byars 5/47, 1 TD; Sherman 4/33; Johnson 1 for 13.

**49ERS** — Rice 8/133, 1 TD; Taylor 4/82; Jones 4/32; Rathman 3/29; Lee 3/8; Carter 1/43, 1 TD; Sherrard 1/15.

#### Defensive Leaders

**EAGLES** — Evans 10 tackles; Thomas 7 tackles; Miano 5 tackles; Booty 5 tackles; Hopkins 5 tackles; Pitts 2 tackles, 2 sacks/13 yards.

**49ERS** — Walter 9 tackles; Davis 6 tackles; Romanowski 6 tackles; Harris 5 tackles, 2 sacks/15 yards; Washington 3 tackles, 1 sack/8 yards.

## SAN FRANCISCO 27 - MIAMI 3 (December 6, 1992 - Game 13 vs. Miami)

San Francisco's defense threw a first-half shut-out for the third straight week as the 49ERS beat Miami 27-3 on a cold, rainy Sunday afternoon at Candlestick Park.

The Niners earned their fifth consecutive win, remaining a step ahead of New Orleans in the NFC West race (11-2 to 10-3), but the story of the day belonged to history-making WR Jerry Rice. He caught seven passes for 79 yards and an NFL record 101st career TD reception on a 12-yard, fourth-quarter slant.

Rice became only the ninth player in NFL history to top the 10,000 plateau in career receiving yardage (10,037) and moved into ninth (593) and fifth (106), respectively, for career NFL receptions and career NFL touchdowns scored.

In the second quarter, FB Tom Rathman set personal career marks with his eighth and ninth TDs of the season (27-yard pass from QB Steve Young and a 1-yard run) to initiate San Francisco's scoring. K Mike Cofer connected on his second PAT attempt (after having his first one blocked) for a 13-0 halftime lead.

Miami's lone points of the day came on a 32-yard field goal by K Pete Stoyanovich in the third period to close San Francisco's lead to 13-3. The Niners came right back, however, as rookie RB Amp Lee, making his first NFL start, scored his first professional TD on a one-yard dive. He finished as the game's leading rusher with 58 yards on 16 carries and caught four passes for 22 yards.

Young, with 19 of 27 for 220 yards and two TDs, out-dueled QB Dan Marino (19 of 31 for 192 yards, and no scores). And, DE-LB Tim Harris recorded his 12th sack of the season, while Young ran for 20 yards and never went down passing.

Besides the sack by Harris, LB Keith DeLong and S Thane Gash each forced fumbles and S Dana Hall recovered a fumble.

DOLPHINS .....	0	0	3	0	—	3
49ERS .....	0	13	7	7	—	27

49ERS	— Rathman 27 pass from Young (kick blocked)	11:02	(10-90)
49ERS	— Rathman 1 run (Cofer kick)	2:57	(11-58)
DOLPHINS	— FG Stoyanovich 32	9:44	(11-66)
49ERS	— Lee 1 run (Cofer kick)	7:15	(4-8)
49ERS	— Rice 12 pass from Young (Cofer kick)	8:56	(12-92)

DOLPHINS		49ERS		DOLPHINS		49ERS	
First Downs .....	15	20	Passes (Att/Comp/Int) .....	36-20-0	28-19-1		
Total Net Yards .....	239	356	Punts-Average .....	6-38.5	2-27		
Net Yards Rushing .....	40	136	Fumbles-Lost .....	2-1	0-0		
Net Yards Passing .....	199	220	Penalties-Yards .....	5-25	7-55		

### INDIVIDUAL STATISTICS

#### Rushing

DOLPHINS — Humphrey 8/21, Higgs 6/11, Mitchell 1/8.

49ERS — Lee 16/58, 1 TD; Young 4/20; Bono 2/18; Rathman 5/14, 1 TD; Rice 1/10; Carter 4/9; Logan 2/7.

#### Passing

DOLPHINS — Marino 19/31 for 192 yards; Mitchell 1/5 for 14 yards.

49ERS — Young 19/27 for 220 yards, 2 TDs, 1 INT; Bono 0/1.

#### Receiving

DOLPHINS — Jackson 7/63; Humphrey 4/42; Martin 3/32; Duper 2/39\*; Paige 2/8; Saxon 1/14; Clayton 1/8.

49ERS — Rice 7/79, 1 TD; Lee 4/22; Taylor 2/32; Jones 2/26; Sherrard 2/25; Rathman 1/27, 1 TD; Williams 1/9.

### Defensive Leaders

**DOLPHINS** — Vincent 6 tackles; Hollier 6 tackles; Coleman 5 tackles; Brown 4 tackles, 1 INT.

**49ERS** — Whitmore 5 tackles; Romanowski 4 tackles; Griffin 4 tackles; Hall 1 tackle, 1 fumble recovery; Gash 1 forced fumble; DeLong 3 tackles, 1 forced fumble; Harris 2 tackles, 1 sack/7 yards.

\* Includes 4 yards on lateral.

## SAN FRANCISCO 20 - MINNESOTA 17 (December 13, 1992 - Game 14 at Minnesota)

San Francisco's defense came through under pressure and the 49ers won a playoff-style battle from the NFC Central Division leading Minnesota Vikings, 20-17.

San Francisco took the initial 3-0 lead on **K Mike Cofer's** 46-yard FG in the first quarter, but on the next Niners' series, **CB Audray McMillian** scored on a 51-yard interception of a **QB Steve Young** pass to give the home team the lead, 7-3.

Rookie **RB Amp Lee**, who rushed for 134 yards in 23 carries, scored two second-period TDs on a three-yard pass reception and a two-yard run, and the 49ers led 17-7 at the half.

Both teams had third-period field goals and the Vikings closed to within three points, 20-17, following an aborted punt attempt. **P Klaus Wilmsmeyer** was tackled at the **San Francisco** four as he was forced to run due to a high snap from center and a heavy Minnesota rush. Viking **RB Terry Allen** scored three plays later.

Following the kickoff, **San Francisco** was forced to punt again on its next series and **Wilmsmeyer** came through with a career-long 58-yarder. And, that's when the **Niners'** defense (led by **LB-DE Tim Harris**, **DT-DE Pierce Holt**, **LB Mike Walter**, came through and held Minnesota to just nine yards in 10 plays.

The Vikings punted the ball back to the 49ers with 2:13 remaining. **San Francisco**, led by **Lee**, ran out the clock.

49ERS .....	3	14	3	0	— 20
VIKINGS .....	7	0	3	7	— 17
49ERS — FG Cofer 46			9:25		(6-21)
VIKINGS — McMillian 51 interception return (Revez kick)			2:57		
49ERS — Lee 3 pass from Young (Cofer kick)			12:10		(10-51)
49ERS — Lee 2 run (Cofer kick)			3:30		(9-66)
VIKINGS — FG Revez 44			5:17		(7-44)
49ERS — FG Cofer 26			:10		(8-66)
VIKINGS — Allen 1 run (Revez kick)			9:29		(3-4)
	<b>49ERS</b>	<b>VIKINGS</b>		<b>49ERS</b>	<b>VIKINGS</b>
First Downs .....	21	10	Passes (Att/Comp/Int) .....	26-20-1	21-9-1
Total Net Yards .....	287	185	Punts-Average .....	2-35.5	4-36.5
Net Yards Rushing .....	138	114	Fumbles-Lost .....	1-0	0-0
Net Yards Passing .....	149	71	Penalties-Yards .....	4-20	7-62

### INDIVIDUAL STATISTICS

#### Rushing

**49ERS** — Lee 23/134, 1 TD; Young 7/14; Rathman 3/0; Wilmsmeyer 1/-10.

**VIKINGS** — Allen 9/39, 1 TD; Craig 4/32; Gannon 7/22; Nelson 2/12; A. Carter 1/9.

#### Passing

**49ERS** — Young 20/26 for 183 yards, 1 TD, 1 INT.

**VIKINGS** — Gannon 9/21 for 102 yards, 1 INT.

#### Receiving

**49ERS** — Rice 5/56; Jones 4/40; Taylor 4/39; Lee 4/7, 1 TD; Rathman 2/17; Sherrard 1/24.

**VIKINGS** — A. Carter 2/68; Allen 2/12; Johnson 2/9; Jordan 1/6; Jones 1/4; Craig 1/3.

### Defensive Leaders

**49ERS** — Harris 6 tackles, 2 sacks/25 yards; Whitmore 5 tackles; Hanks 4 tackles; Holt 4 tackles, 1 sack/6 yards; Griffin 1 INT.

**VIKINGS** — Glenn 11 tackles; Del Rio 10 tackles; Jenkins 9 tackles, 2 sacks/18 yards; Noga 8 tackles, 3 sacks/11 yards; Merriweather 7 tackles; McMillian 1 INT, 1 TD; Thomas 1 sack/0 yards; Randle 1 sack/5 yards.

## SAN FRANCISCO 21 - TAMPA BAY 14 (December 19, 1992 - Game 15 vs. Tampa Bay)

With **San Francisco's** 21-14 Saturday afternoon win over Tampa Bay at Candlestick Park, the 49ers achieved all their regular season goals.

San Francisco captured the 1992 NFC Western Division title for the sixth time in the last seven seasons, eighth in the past 10 years, and ninth in the last 12 campaigns. The 49ers also finished with the best record in the NFL for '92, secured home field advantage throughout the playoffs, and a week off from competition following the regular season finale.

Tampa Bay scored first on a "flea flicker" when **WR Gary Anderson** took the hand-off and pitched the ball back to **QB Vinny Testaverde**, who threw 51 yards to **FB Anthony McDowell** for the score.

**San Francisco** tied it at 7-7 when **QB Steve Young** found **WR John Taylor** for a nine-yard TD pass as time ran out in the first quarter. In the third quarter, Young hit **WR Jerry Rice** on a 32-yard scoring toss as the **Niners** took the lead, 14-7.

The Bucs kept the pressure on with a one-yard, fourth-down TD run by **RB Reggie Cobb** to begin the fourth quarter, before **Young-to-Rice** struck again — this time on a 30-yard TD.

The two scores were the 102nd and 103rd TD receptions of **Rice's** career. He finished with seven catches for 118 yards.

Defensively, **DE-DT Pierce Holt** and **DE Kevin Fagan** led the way with eight tackles and a sack for **Holt** and two tackles and a sack for **Fagan**.

<b>BUCCANEERS</b> .....	7	0	0	7	— 14
<b>49ERS</b> .....	7	0	7	7	— 21
<b>BUCS</b> — McDowell 51 pass from Testaverde (Murray kick)			1:24		(16-89)
<b>49ERS</b> — Taylor 9 pass from Young (Cofer kick)			0:00		(9-43)
<b>49ERS</b> — Rice 32 pass from Young (Cofer kick)			10:59		(4-55)
<b>BUCS</b> — Cobb 1 run (Murray kick)			14:07		(15-80)
<b>49ERS</b> — Rice 30 pass from Young (Cofer kick)			11:24		(6-64)

	<b>BUCS</b>	<b>49ERS</b>	<b>BUCS</b>	<b>49ERS</b>
First Downs.....	18	19	31-16-0	31-18-0
Total Net Yards.....	308	337	6-37.2	6-38.7
Net Yards Rushing.....	127	82	2-0	4-1
Net Yards Passing.....	181	255	3-39	2-20

### INDIVIDUAL STATISTICS

#### Rushing

**BUCS** — Cobb 21/90, 1 TD; Anderson 4/24; Testaverde 3/11; McDowell 1/2.

**49ERS** — Young 6/42; Lee 10/25; Watters 7/13; Rathman 4/6; Rice 1/-6.

#### Passing

**BUCS** — Testaverde 16/31 for 201 yards, 1 TD.

**49ERS** — Young 18/31 for 270 yards, 3 TDs.

#### Receiving

**BUCS** — Anderson 4/64; Carrier 3/28; Dawsey 3/23; McDowell 2/55, 1 TD; Cobb 2/14; Moore 1/10; Armstrong 1/7.

**49ERS** — Rice 7/118, 2 TDs; Taylor 2/59, 1 TD; Sherrard 3/64; Jones 2/13; Rathman 1/11; Lee 1/5.

## Defensive Leaders

**BUCS** — Carter 10 tackles, 1 forced fumble; Dotson 7 tackles, 1 sack/5 yards; Reynolds 7 tackles; McCants 5 tackles, 1 sack/5 yards; Duckens 1 sack/5 yards, 1 forced fumble.  
**49ERS** — Holt 8 tackles, 1 sack/9 yards; Romanowski 6 tackles; Davis 5 tackles; Walter 4 tackles; Fagan 2 tackles, 1 sack/11 yards.

## SAN FRANCISCO 24 - DETROIT 6 (December 28, 1992 - Game 16 vs. Detroit)

The **49ers** closed their regular season with a 24-6 win over the visiting Detroit Lions in front of a rain-soaked Candlestick crowd and a national Monday night viewing audience on ABC-TV.

**San Francisco** finished 14-2 for the third time in the last four seasons and ended the season with the NFL's best won-lost record for the fourth time since 1987.

**QB Steve Young** paced the team to a 7-6 halftime lead and won his second straight NFL passing crown while **RB Ricky Watters** became the sixth **Niner** to gain 1,000 yards rushing in a season. The real news however, was the return of **QB Joe Montana** to action after nearly two years on the team's injured list.

**Montana** added to **San Francisco's** lead as he played the second half and finished with 126 yards and two TD passes on 15 of 21 passing.

Rookie **RB Amp Lee** enjoyed a fine evening as **Watters'** replacement as he gained 44 yards rushing (10 carries) and 56 yards and one TD receiving (seven catches).

Defensively, **LB-DE Tim Harris** recorded three sacks to finish with 17, the most by a **San Francisco** player since 1983 when **DE-LB Fred Dean** had 17.5 sacks.

LIONS.....	3	3	0	0	— 6
49ERS.....	0	7	0	17	— 24

LIONS	— FG Hansen 44	5:59	(17-67)
LIONS	— FG Hansen 50	8:01	(12-45)
49ERS	— Logan 1 run (Cofer kick)	3:14	(7-64)
49ERS	— FG Cofer (Cofer kick)	13:18	(6-18)
49ERS	— Jones 9 pass from Montana (Cofer kick)	11:21	(5-26)
49ERS	— Lee 8 pass from Montana (Cofer kick)	1:15	(9-76)

	LIONS	49ERS	LIONS	49ERS
First Downs.....	15	22	29-15-1	39-27-0
Total Net Yards.....	227	361	5-47.4	3-44.7
Net Yards Rushing.....	139	98	0-0	0-0
Net Yards Passing.....	88	263	7-30	2-10

## INDIVIDUAL STATISTICS

### Rushing

**LIONS** — Sanders 19/104, Ware 4/25, Tillison 1/10.

**49ERS** — Lee 10/44; Montana 3/28; Watters 3/15; Logan 4/11, 1 TD.

### Passing

**LIONS** — Ware 15/29 for 116 yards, 1 INT.

**49ERS** — Young 12/18 for 153 yards; Montana 15/21 for 126 yards, 2 TDs.

### Receiving

**LIONS** — Moore 7/81, Perriman 6/28, Sanders 1/4, Campbell 1/3.

**49ERS** — Lee 7/56, 1 TD; Jones 6/91, 1 TD; Rice 5/62; Sherrard 4/16; Turner 2/27; Logan 2/17; Watters 1/10.

### Defensive Leaders

**LIONS** — Jenkins 7 tackles; Jamison 6 tackles; Spielman 5 tackles; Scroggins 5 tackles, 1.5 sacks/12 yards; Spindler 0.5 sack/4 yards.

**49ERS** — Hanks 7 tackles; Harris 6 tackles, 3 sacks/19 yards; Griffin 5 tackles, 1 INT; Brown 5 tackles, 1 sack/9 yards.

## SAN FRANCISCO 20 - WASHINGTON 13

### (January 9, 1993 - NFC Divisional Playoffs vs. Washington)

The **49ers** overcame four costly turnovers against the Redskins to register a 20-13 victory over Washington in an NFC Divisional Playoff Game at rainy Candlestick Park.

The win was **San Francisco's** 21st in the last 23 games over two seasons, and the team's first postseason victory since a 28-10 win over Washington in January of '91.

It was a balanced offensive attack and a fierce defense that led the way to the **Niners'** win. **QB Steve Young** (20 of 30 for 227 yards) completed at least two passes to five different receivers. **WR Jerry Rice** led the way with six catches for 88 yards, while **RB Ricky Watters** rushed 18 times for 83 yards to lead the ground game.

**WR John Taylor**, who finished with four receptions for 26 yards got his teammates on the scoreboard first with a five-yard catch of a **Young** pass in the end zone to climax **San Francisco's** opening drive of 83-yards in six plays.

The teams traded FGs before **TE Brent Jones** scored on a 16-yard pass from **Young** as the first half ended with a 17-3 home team lead.

Two second half fumbles by **San Francisco** (one in the third period and the other in the fourth quarter) led to 10 Washington points and turned the game into a nail-biter down the stretch and that's when the **49ers'** defense came through.

The defense was led by a team-record three sacks by **DE-DT Pierce Holt**, **CB Don Griffin's** six tackles, and **S Dave Whitmore's** five tackles, one interception, a forced fumble, and a fumble recovery. **DE-LB Tim Harris** added four tackles and a sack, **DE Dennis Brown** had four tackles and a sack, and **LB Mike Walter** added three tackles and a game-saving fumble recovery late in the contest.

<b>REDSKINS</b> .....	3	0	3	7	— 13
<b>49ERS</b> .....	7	10	0	3	— 20
<b>49ERS</b> — Taylor 5 pass from Young (Cofer kick)				11:48	(6-83)
<b>REDSKINS</b> — FG Lohmiller 19				4:26	(10-61)
<b>49ERS</b> — FG Cofer 23				12:08	(13-76)
<b>49ERS</b> — Jones 16 pass from Young (Cofer kick)				:24	(5-35)
<b>REDSKINS</b> — FG Lohmiller 32				2:23	(14-71)
<b>REDSKINS</b> — Rypien 1 run (Lohmiller kick)				14:36	(3-15)
<b>49ERS</b> — FG Cofer 33				2:22	(14-59)
<b>REDSKINS</b>	<b>49ERS</b>			<b>REDSKINS</b>	<b>49ERS</b>
First Downs.....	20	22	Passes (Att/Comp/Int).....	41-20-2	30-20-1
Total Net Yards.....	323	401	Punts-Average .....	2-36.0	2-40.0
Net Yards Rushing.....	73	187	Fumbles-Lost .....	3-2	4-3
Net Yards Passing.....	250	214	Penalties-Yards.....	4-23	4-35

#### INDIVIDUAL STATISTICS

##### Rushing

**REDSKINS** — Mitchell 8/38; Byner 9/29; Monk 1/3; Rypien 3/3, 1 TD.

**49ERS** — Watters 18/83; Young 8/73; Rathman 4/22; Rice 1/9.

##### Passing

**REDSKINS** — Rypien 19/40 - 270 yards, 2 INTs; Goodburn 1/1 - 10 yards.

**49ERS** — Young 20/30 - 227 yards, 2 TDs, 1 INT.

##### Receiving

**REDSKINS** — Clark 7/100; Byner 3/45; Mitchell 3/39; Sanders 3/33; Monk 2/44; Thomas 1/10; Middleton 1/9.

**49ERS** — Rice 6/88; Jones 4/64, 1 TD; Rathman 4/30; Taylor 4/26, 1 TD; Watters 2/19.

##### Defensive Leaders

**REDSKINS** — Collins 6 tackles; Buck 5 tackles, 1 sack/5 yards; Gouveia 5 tackles; Copeland 5 tackles; Edwards 5 tackles, 1 fumble recovery; Johnson 1 INT; Stokes 1 sack/8 yards, 1 forced fumble.

**49ERS** — Griffin 6 tackles; Whitmore 5 tackles, 1 INT, 1 forced fumble, 1 fumble recovery; Holt 4 tackles, 3 sacks/20 yards; Harris 4 tackles, 1 sack/4 yards; Brown 4 tackles, 1 sack/4 yards; Walter 3 tackles, 1 fumble recovery.

## DALLAS 30 - SAN FRANCISCO 20

(January 17, 1993 - NFC Championship Game vs. Dallas)

Big plays by the Dallas offense and an uncharacteristic four turnovers by **San Francisco** resulted in a 30-20 Cowboys' victory in the NFC Championship Game.

Dallas advanced to Super Bowl XXVII, while the **49ers** completed their season with a 15-3 mark (14-2 in the regular season).

Following a fumbled punt return by the **49ers** at their own 22-yard line, **K Lin Elliott** booted a 20-yard field goal to give the Cowboys a 3-0 lead with 8:20 remaining in the first quarter.

After **KR Marc Logan** returned the ensuing kickoff 50 yards to the Dallas 48, the **49ers** took a 7-3 lead when **QB Steve Young** scored from a yard out. **Young's** score culminated an eight-play drive that took 4:31 off the clock.

The Cowboys recaptured the lead 10-7 when **RB Emmitt Smith** capped a 39-yard, seven-play drive with a four-yard TD run with 5:05 remaining in the second quarter. The scoring drive was set up by a **RB Ricky Watters** fumble.

**K Mike Cofer's** 28-yard field goal with 1:01 remaining in the first half tied the score at 10-10, culminating a 65-yard, 10-play drive.

In the second half, Dallas used a ball-control offense consuming nearly 11 minutes on two third-quarter drives to take a lead it would not relinquish.

The Cowboys took the second half kickoff and went 78 yards in 4:14 with **FB Daryl Johnston** going the final three yards for the TD to give the visitors a 17-10 advantage.

The **49ers** cut Dallas' lead to 17-13 on **K Cofer's** 42-yard field goal with 6:25 remaining in the third quarter.

However, the Cowboys went on another long, time consuming drive (14 plays, 79 yards, nine minutes elapsed) that was climaxed by **QB Troy Aikman's** 16-yard scoring pass to **Smith**, which gave Dallas a 24-13 lead.

After holding Dallas on fourth down at their own seven-yard line, the **49ers** took over on downs and went the length of the field in 2:28 (nine plays, 93 yards). The drive ended when **Young** connected with **WR Jerry Rice** from five yards out to cut the deficit to 24-20 with 4:22 remaining.

With **San Francisco** back in the contest and the fans in a frenzy, **Aikman** hit **WR Alvin Harper** on a short slant pass that resulted in a 70-yard catch-and-run. The play moved the Cowboys to the **49ers'** nine-yard line and three plays later, **Aikman** hit **WR Kelvin Martin** on a six-yard TD pass. The score gave the Cowboys a 30-20 lead and ended the locals' hopes of a comeback.

**Young** completed 25 of 35 passes for 313 yards and a touchdown. **Rice**, who established NFL postseason records for most career receptions (75), most touchdowns (13) and tied the League mark for most games with 100 or more yards receiving (5 — **John Stallworth**), led the team with eight catches for 123 yards and a TD.

Defensively, **CB Eric Davis** had a team-leading eight tackles, while **S Dana Hall** and **LB Tim Harris** registered six tackles apiece. **LBs Bill Romanowski, Martin Harrison** and **Harris** each recorded a sack.

COWBOYS.....	3	7	7	13	— 30
49ERS.....	7	3	3	7	— 20

COWBOYS	— FG Elliott 20	8:20	(5-20)
49ERS	— Young 1 run (Cofer kick)	3:49	(8-48)
COWBOYS	— Smith 4 run (Elliott kick)	5:05	(7-39)
49ERS	— FG Cofer 28	1:19	(10-65)
COWBOYS	— Johnston 3 run (Elliott kick)	10:45	(8-78)
49ERS	— FG Cofer 42	6:25	(7-66)
COWBOYS	— Smith 16 pass from Aikman (Elliott kick)	12:25	(14-79)
49ERS	— Rice 5 pass from Young (Cofer kick)	4:22	(9-93)
COWBOYS	— Martin 6 pass from Aikman (kick failed)	3:43	(4-79)

	COWBOYS	49ERS		COWBOYS	49ERS
First Downs.....	24	24	Passes (Att/Comp/Int).....	34-24-0	35-25-2
Total Net Yards.....	416	415	Punts-Average.....	4-35.8	1-57.0
Net Yards Rushing.....	121	114	Fumbles-Lost.....	1-0	2-2
Net Yards Passing.....	295	301	Penalties-Yards.....	4-25	4-38

#### INDIVIDUAL STATISTICS

##### Rushing

**COWBOYS** — Smith 24/114, 1 TD; Johnston 2/7, 1 TD; Harper 1/3; Aikman 3/3.

**49ERS** — Watters 11/69; Young 8/33, 1 TD; Rathman 1/6; Lee 1/6.

##### Passing

**COWBOYS** — Aikman 24/34 for 322 yards, 2 TDs.

**49ERS** — Young 25/35 for 313 yards, 1 TD, 2 INTs.

##### Receiving

**COWBOYS** — Smith 7/59, 1 TD; Irvin 6/86; Johnston 4/26; Harper 3/117; Novacek 3/28; Martin 1/6, 1 TD.

**49ERS** — Rice 8/123, 1 TD; Watters 6/69; Rathman 4/33; Jones 3/40; Taylor 3/33; Sherrard 1/15.

##### Defensive Leaders

**COWBOYS** — Brown 7 tackles, 1 forced fumble; K. Smith 7 tackles, 1 fumble recovery; Woodson 5 tackles; Washington 1 INT; Norton 1 INT; Casillas 3 sacks for 12 yards.

**49ERS** — Davis 8 tackles; Hall 6 tackles; Harris 6 tackles, 1 sack for 3 yards; Brown 1 sack for 5 yards, 1 forced fumble; Washington 5 tackles; Harrison 1 sack for 9 yards.

## 1992 49ERS' AT A GLANCE

(Regular Season)

### Scoring By Quarters

	1	2	3	4	OT	TOTAL
Opposition	37	56	74	69	0	236
49ers	87	135	78	131	0	431

10-1 When 49ers Score First

4-1 When Opponent Scores First

3-1 In 3 Point Or Less Decisions

7-1 In 7 Point Or Less Decisions

7-1 In 10 Point Or More Decisions

12-1 More Total Yards Than Opponent

2-1 Fewer Total Yards Than Opponent

8-1 With 1st Quarter Lead

11-1 With 2nd Quarter Lead

11-1 With 3rd Quarter Lead

4-1 Tied After 1st Quarter

2-0 Tied After 2nd Quarter

1-0 Tied After 3rd Quarter

2-0 Trailing after 1st Quarter

1-1 Trailing after 2nd Quarter

2-1 Trailing after 3rd Quarter

5-0 When 49ers have 100-yard rusher

2-1 When Opp. has 100-yard rusher

1-0 When 49ers have 400-yard passer

0-1 When Opp. has 400-yard passer

2-0 When 49ers have 300-yard passer

1-0 When Opp. has 300-yard passer

2-1 When 49ers have 100-yard rec.

1-1 When Opp. has 100-yard rec.

56 Most Points (vs. Atlanta - 10-18)

8 Longest Winning Streak (11/9-12/28)

## 1992 NFL TOP FIVE OFFENSIVE TEAM LEADERS

Team	Total	Rushing	Passing	Per Game Average
SAN FRANCISCO	6195	2315	3880	387.2
Buffalo	5893	2436	3457	368.3
Houston	5655	1626	4029	353.4
Dallas	5606	2121	3485	350.4
Miami	5500	1525	3975	326.3

# RETIRED NUMBERS

**QB JOHN  
BRODIE**  
1957-73  
Number Retired  
in 1973




12

**RB JOE  
PERRY**  
1948-60,  
1963  
Number Retired  
in 1971



34

**DB JIMMY  
JOHNSON**  
1961-76  
Number Retired  
in 1977



37

**RB HUGH  
MC ELHENNY**  
1952-60  
Number Retired  
in 1971



39

**DT CHARLIE  
KRUEGER**  
1959-73  
Number Retired  
in 1974



70

**T LEO  
NOMELLINI**  
1950-63  
Number Retired  
in 1971



73

**WR DWIGHT  
CLARK**  
1979-87  
Number Retired  
in 1988



87

HISTORY

# 49ers' Team-vs.-Team Results

(National Football League — 1950-Present)

49ers vs. Atlanta Falcons		W-31	L-20	T-1	(Pts. — S.F. 1,146, Atlanta 823)
1966—49ers 44-7 (A)	1975—Falcons 17-3 (SF)				1984—49ers 14-5 (SF)
1967—49ers 38-7 (SF)	Falcons 31-9 (A)				49ers 35-17 (A)
49ers 34-28 (A)	1976—49ers 15-0 (SF)				1985—49ers 35-16 (SF)
1968—49ers 28-13 (SF)	Falcons 21-16 (A)				49ers 38-17 (A)
49ers 14-12 (A)	1977—Falcons 7-0 (SF)				1986—Tie 10-10 (A)#
1969—Falcons 24-12 (A)	49ers 10-3 (A)				49ers 20-0 (SF)
Falcons 21-7 (SF)	1978—Falcons 20-17 (SF)				1987—49ers 25-17 (A)
1970—Falcons 21-0 (A)	Falcons 21-10 (A)				49ers 35-7 (SF)
49ers 24-20 (SF)	1979—49ers 20-15 (SF)				1988—Falcons 34-17 (SF)
1971—Falcons 20-17 (A)	Falcons 31-21 (A)				49ers 13-3 (A)
49ers 24-3 (SF)	1980—Falcons 20-17 (SF)				1989—49ers 45-3 (SF)
1972—49ers 49-14 (A)	Falcons 35-10 (A)				49ers 23-10 (A)
49ers 20-0 (SF)	1981—Falcons 34-17 (A)				1990—49ers 19-13 (SF)
1973—49ers 13-9 (A)	49ers 17-14 (SF)				49ers 45-35 (A)
Falcons 17-3 (SF)	1982—Falcons 17-7 (SF)				1991—Falcons 39-34 (SF)
1974—49ers 16-10 (A)	1983—49ers 24-20 (SF)				Falcons 17-14 (A)
49ers 27-0 (SF)	Falcons 28-24 (A)				1992—49ers 56-17 (SF)
					49ers 41-3 (A)
49ers vs. Buffalo Bills		W-2	L-3	T-0	(Pts. — S.F.108, Buffalo 99)
1972—Bills 27-20 (B)	1983—49ers 23-10 (B)				1992—Bills 34-31 (SF)
1980—Bills 18-13 (SF)	1989—49ers 21-10 (SF)				
49ers vs. Chicago Bears		W-27	L-25	T-1	(Pts. — S.F. 1,199, Chicago 1,066)
1950—Bears 32-20 (SF)	1959—49ers 20-17 (SF)				1969—49ers 42-21 (SF)
Bears 17-0 (C)	Bears 14-3 (C)				1970—49ers 37-16 (C)
1951—Bears 13-7 (C)	1960—Bears 27-10 (C)				1971—49ers 13-0 (SF)
1952—49ers 40-16 (C)	49ers 25-7 (SF)				1972—49ers 34-21 (C)
Bears 20-17 (SF)	1961—Bears 31-0 (C)				1974—49ers 34-0 (C)
1953—49ers 35-28 (C)	49ers 41-31 (SF)				1975—49ers 31-3 (SF)
49ers 24-14 (SF)	1962—Bears 30-14 (SF)				1976—Bears 19-12 (SF)
1954—49ers 31-24 (C)	49ers 34-27 (C)				1978—Bears 16-13 (SF)
Bears 31-27 (SF)	1963—49ers 20-14 (SF)				1979—Bears 28-27 (SF)
1955—49ers 20-19 (C)	Bears 27-7 (C)				1981—49ers 28-17 (SF)
Bears 34-23 (SF)	1964—49ers 31-21 (SF)				1983—Bears 13-3 (C)
1956—Bears 31-7 (C)	Bears 23-21 (C)				1984—49ers 23-0 (SF)+
Bears 38-21 (SF)	1965—49ers 52-24 (SF)				1985—Bears 26-10 (SF)
1957—49ers 21-17 (C)	Bears 61-20 (C)				1987—49ers 41-0 (SF)
49ers 21-17 (SF)	1966—Tie 30-30 (C)				1988—Bears 10-9 (C)
1958—Bears 28-6 (C)	49ers 41-14 (SF)				49ers 28-3 (C)+
Bears 27-14 (SF)	1967—Bears 28-14 (SF)				1989—49ers 26-0 (SF)
	1968—Bears 27-19 (C)				1991—49ers 52-14 (SF)
49ers vs. Cincinnati Bengals		W-7	L-1	T-0	(Pts. — S.F. 168, Cincinnati 133)
1974—Bengals 21-3 (SF)	1981—49ers 28-3 (C)				1987—49ers 27-26 (C)
1978—49ers 28-12 (SF)	49ers 26-21 (SB XVI)				1988—49ers 20-16 (SBXXIII)
	1984—49ers 23-17 (SF)				1990—49ers 20-17 (C)#
49ers vs. Cleveland Browns		W-6	L-8	T-0	(Pts. — Cleveland 296, S.F. 266)
1950—Browns 34-14 (C)	1962—Browns 13-10 (SF)				1981—Browns 15-12 (SF)
1951—49ers 24-10 (SF)	1968—Browns 33-21 (SF)				1984—49ers 41-7 (C)
1953—Browns 23-21 (C)	1970—49ers 34-31 (SF)				1987—49ers 38-24 (SF)
1955—Browns 38-3 (SF)	1974—Browns 7-0 (C)				1990—49ers 20-17 (SF)
1959—49ers 21-20 (C)	1978—Browns 24-7 (C)				
#Overtime	+Postseason				

**49ers vs. Dallas Cowboys**      **W-10 L-9 T-1**      **(Pts. — S.F. 515, Dallas 444)**

1960—49ers 26-14 (D)	1972—49ers 31-10 (D)	1981—49ers 28-27 (SF)+
1963—49ers 31-24 (SF)	Cowboys 30-28 (SF)+	1983—49ers 42-17 (SF)
1965—Cowboys 39-31 (D)	1974—Cowboys 20-14 (D)	1985—49ers 31-16 (SF)
1967—49ers 24-16 (SF)	1977—Cowboys 42-35 (SF)	1989—49ers 31-14 (D)
1969—Tie 24-24 (D)	1979—Cowboys 21-13 (SF)	1990—49ers 24-6 (D)
1970—Cowboys 17-10 (SF)+	1980—Cowboys 59-14 (D)	1992—Cowboys 30-20 (SF)+
1971—Cowboys 14-3 (D)+	1981—49ers 45-14 (SF)	

**49ers vs. Denver Broncos**      **W-3 L-4 T-0**      **(Pts. — S.F. 169, Denver 152)**

1970—49ers 19-14 (SF)	1979—Broncos 38-28 (SF)	1985—Broncos 17-16 (D)
1973—49ers 36-34 (D)	1982—Broncos 24-21 (D)	1988—Broncos 16-13 (SF)#
		1989—49ers 55-10 (SBXXIV)

**49ers vs. Detroit Lions**      **W-26 L-26 T-1**      **(Pts. — Detroit 1,182, S.F. 1,079)**

1950—Lions 24-7 (D)	1958—49ers 24-21 (SF)	1967—Lions 45-3 (SF)
49ers 28-27 (SF)	Lions 35-21 (D)	1968—49ers 14-7 (D)
1951—49ers 20-10 (D)	1959—49ers 34-13 (D)	1969—Lions 26-14 (SF)
49ers 21-17 (SF)	49ers 33-7 (SF)	1970—Lions 28-7 (D)
1952—49ers 17-3 (SF)	1960—49ers 14-10 (D)	1971—49ers 31-27 (SF)
49ers 28-0 (D)	Lions 24-0 (SF)	1973—Lions 30-20 (D)
1953—Lions 24-21 (D)	1961—49ers 49-0 (D)	1974—Lions 17-13 (D)
Lions 14-10 (SF)	Tie 20-20 (SF)	1975—Lions 28-17 (SF)
1954—49ers 37-31 (SF)	1962—Lions 45-24 (D)	1977—49ers 28-7 (SF)
Lions 48-7 (D)	Lions 38-24 (SF)	1978—Lions 33-14 (P)
1955—49ers 27-24 (D)	1963—Lions 26-3 (D)	1980—Lions 17-13 (P)
49ers 38-21 (SF)	Lions 45-7 (SF)	1981—Lions 24-17 (P)
1956—Lions 20-17 (D)	1964—Lions 26-17 (SF)	1983—49ers 24-23 (SF)+
Lions 17-13 (SF)	Lions 24-7 (D)	1984—49ers 30-27 (P)
1957—49ers 35-31 (SF)	1965—49ers 27-21 (D)	1985—Lions 23-21 (P)
Lions 31-10 (D)	49ers 17-14 (SF)	1988—49ers 20-13 (SF)
Lions 31-27 (SF)+	1966—49ers 27-24 (SF)	1991—49ers 35-3 (SF)
	49ers 41-14 (D)	1992—49ers 24-6 (SF)

(P) = Pontiac

**49ers vs. Green Bay Packers**      **W-25 L-21 T-1**      **(Pts.—S.F. 980, Green Bay 899)**

1950—Packers 25-21 (GB)	1959—Packers 21-20 (GB)	1967—Packers 13-0 (GB)
49ers 30-14 (SF)	Packers 36-14 (SF)	1968—49ers 27-20 (SF)
1951—49ers 31-19 (SF)	1960—Packers 41-14 (M)	1969—Packers 14-7 (M)
1952—49ers 24-14 (SF)	Packers 13-0 (SF)	1970—49ers 26-10 (SF)
1953—49ers 37-7 (M)	1961—Packers 30-10 (GB)	1972—Packers 34-24 (M)
49ers 48-14 (SF)	49ers 22-21 (SF)	1973—49ers 20-6 (SF)
1954—49ers 23-17 (M)	1962—Packers 31-13 (M)	1974—49ers 7-6 (SF)
49ers 35-0 (SF)	1962—Packers 31-21 (SF)	1976—49ers 26-14 (GB)
1955—Packers 27-21 (M)	1963—Packers 28-10 (M)	1977—Packers 16-14 (M)
Packers 28-7 (SF)	1963—Packers 21-17 (SF)	1980—Packers 23-16 (M)
1956—49ers 17-16 (GB)	1964—Packers 24-14 (M)	1981—49ers 13-3 (M)
49ers 38-20 (SF)	49ers 24-14 (SF)	1986—49ers 31-17 (M)
1957—49ers 24-14 (M)	1965—Packers 27-10 (GB)	1987—49ers 23-12 (GB)
1957—49ers 27-20 (SF)	Tie 24-24 (SF)	1989—Packers 21-17 (SF)
1958—49ers 33-12 (M)	1966—49ers 21-20 (SF)	1990—49ers 24-20 (GB)
49ers 48-21 (SF)	Packers 20-7 (M)	

+Postseason

#Overtime

(M) = Milwaukee

(GB) = Green Bay

<b>49ers vs. Houston Oilers</b>	<b>W-5 L-2 T-0</b>	<b>(Pts. — S.F. 175, Houston 135)</b>
1970—49ers 30-20 (H)	1981—49ers 28-6 (SF)	1987—49ers 27-20 (SF)
1975—Oilers 27-13 (SF)	1984—49ers 34-21 (H)	1990—49ers 24-21 (H)
1978—Oilers 20-19 (H)		
<b>49ers vs. Indianapolis Colts</b>	<b>W-16 L-21 T-0</b>	<b>(Pts. — Indianapolis 874, S.F. 728)</b>
1953—49ers 38-21 (B)	1959—Colts 45-14 (B)	1965—Colts 27-24 (B)
49ers 45-14 (SF)	Colts 34-14 (SF)	Colts 34-28 (SF)
1954—Colts 17-13 (B)	1960—49ers 30-22 (B)	1966—Colts 36-14 (B)
49ers 10-7 (SF)	49ers 34-10 (SF)	Colts 30-14 (SF)
1955—Colts 26-14 (B)	1961—Colts 20-17 (B)	1967—Colts 41-7 (B)
49ers 35-24 (SF)	Colts 27-24 (SF)	Colts 26-9 (SF)
1956—49ers 20-17 (B)	1962—49ers 21-13 (B)	1968—Colts 27-10 (B)
49ers 30-17 (SF)	Colts 22-3 (SF)	Colts 42-14 (SF)
1957—Colts 27-21 (B)	1963—Colts 20-14 (SF)	1969—49ers 24-21 (B)
1957—49ers 17-13 (SF)	Colts 20-3 (B)	49ers 20-17 (SF)
1958—Colts 35-27 (B)	1964—Colts 37-7 (B)	1972—49ers 24-21 (SF)
49ers 21-12 (SF)	Colts 14-3 (SF)	1986—49ers 35-14 (SF)
(B) = Baltimore	(I) = Indianapolis	1989—49ers 30-24 (I)
<b>49ers vs. Kansas City Chiefs</b>	<b>W-4 L-1 T-0</b>	<b>(Pts. — S.F. 122, Kansas City 59)</b>
1971—Chiefs 26-17 (SF)	1982—49ers 26-13 (KC)	1991—49ers 28-14 (SF)
1975—49ers 20-3 (KC)	1985—49ers 31-3 (SF)	
<b>49ers vs. Los Angeles Raiders</b>	<b>W-2 L-5 T-0</b>	<b>(Pts. — S.F. 132, Raiders 119)</b>
1970—49ers 38-7 (O)	1982—Raiders 23-17 (SF)	1991—Raiders 12-6 (LA)
1974—Raiders 35-24 (SF)	1985—49ers 34-10 (LA)	(O) = Oakland
1979—Raiders 23-10 (O)	1988—Raiders 9-3 (SF)	
<b>49ers vs. Los Angeles Rams</b>	<b>W-37 L-48 T-2</b>	<b>(Pts. — Rams 1,981, S.F. 1,798)</b>
1950—Rams 35-14 (SF)	1964—Rams 42-14 (LA)	1979—Rams 27-24 (LA)
Rams 28-21 (LA)	49ers 28-7 (SF)	Rams 26-20 (SF)
1951—49ers 44-17 (SF)	1965—49ers 45-21 (LA)	1980—Rams 48-26 (A)
Rams 23-16 (LA)	49ers 30-27 (SF)	Rams 31-17 (SF)
1952—Rams 35-9 (LA)	1966—Rams 34-3 (LA)	1981—49ers 20-17 (SF)
Rams 34-21 (SF)	49ers 21-13 (SF)	49ers 33-31 (A)
1953—49ers 31-30 (SF)	1967—49ers 27-24 (LA)	1982—49ers 30-24 (A)
49ers 31-27 (LA)	Rams 17-7 (SF)	Rams 21-20 (SF)
1954—Tie 24-24 (LA)	1968—Rams 24-10 (LA)	1983—Rams 10-7 (SF)
Rams 42-34 (SF)	Tie 20-20 (SF)	49ers 45-35 (A)
1955—Rams 23-14 (SF)	1969—Rams 27-21 (SF)	1984—49ers 33-0 (A)
Rams 27-14 (LA)	Rams 41-30 (LA)	49ers 19-16 (SF)
1956—49ers 33-30 (SF)	1970—49ers 20-6 (LA)	1985—49ers 28-14 (A)
Rams 30-6 (LA)	Rams 30-13 (SF)	Rams 27-20 (SF)
1957—49ers 23-20 (SF)	1971—Rams 20-13 (SF)	1986—Rams 16-13 (A)
Rams 37-24 (LA)	Rams 17-6 (LA)	49ers 24-14 (SF)
1958—Rams 33-3 (SF)	1972—Rams 31-7 (LA)	1987—49ers 31-10 (A)
Rams 56-7 (SF)	Rams 26-16 (SF)	49ers 48-0 (SF)
1959—49ers 34-0 (SF)	1973—Rams 40-20 (SF)	1988—49ers 24-21 (A)
49ers 24-16 (LA)	Rams 31-13 (LA)	Rams 38-16 (SF)
1960—49ers 13-9 (SF)	1974—Rams 37-14 (LA)	1989—Rams 13-12 (SF)
49ers 23-7 (LA)	Rams 15-13 (SF)	49ers 30-27 (A)
1961—49ers 35-0 (SF)	1975—Rams 23-14 (SF)	49ers 30-3 (SF)+
Rams 17-7 (LA)	49ers 24-23 (LA)	1990—Rams 28-17 (SF)
1962—Rams 28-14 (SF)	1976—49ers 16-0 (LA)	49ers 26-10 (A)
49ers 24-17 (LA)	Rams 23-3 (SF)	1991—49ers 27-10 (SF)
1963—Rams 28-21 (LA)	1977—Rams 34-14 (LA)	49ers 33-10 (A)
Rams 21-17 (SF)	Rams 23-10 (SF)	1992—49ers 27-24 (SF)
	1978—Rams 27-10 (LA)	49ers 27-10 (A)
+Postseason	Rams 31-28 (SF)	(A) = Anaheim

<b>49ers vs. Miami Dolphins</b>	<b>W-3</b>	<b>L-4</b>	<b>T-0</b>	<b>(Pts. — S.F. 154, Miami 112)</b>
1973—Dolphins 21-13 (M)	1983—Dolphins 20-17 (SF)	1986—49ers 31-16 (M)		
1977—Dolphins 19-15 (SF)	1984—49ers 38-16 (SB XIX)+	1992—49ers 27-3 (SF)		
1980—Dolphins 17-13 (M)				
<b>49ers vs. Minnesota Vikings</b>	<b>W-17</b>	<b>L-16</b>	<b>T-1</b>	<b>(Pts. — S.F. 828, Minnesota 731)</b>
1961—49ers 38-24 (M)	1967—49ers 27-21 (M)	1984—49ers 51-7 (SF)		
49ers 38-28 (SF)	1968—Vikings 30-20 (SF)	1985—Vikings 28-21 (M)		
1962—49ers 21-7 (SF)	1969—Vikings 10-7 (M)	1986—Vikings 27-24 (SF)#		
49ers 35-12 (M)	1970—49ers 17-14 (M)+	1987—Vikings 36-24 (SF)+		
1963—Vikings 24-20 (SF)	1971—49ers 13-9 (M)	1988—49ers 24-21 (SF)		
Vikings 45-14 (M)	1972—49ers 20-17 (SF)	49ers 34-9 (SF)+		
1964—Vikings 27-22 (SF)	1973—Vikings 17-13 (SF)	1989—49ers 41-13 (SF)+		
Vikings 24-7 (M)	1975—Vikings 27-17 (M)	1990—49ers 20-17 (M)		
1965—Vikings 42-41 (SF)	1976—49ers 20-16 (SF)	1991—Vikings 17-14 (M)		
49ers 45-24 (M)	1977—Vikings 28-27 (M)	1992—49ers 20-17 (M)		
1966—Tie 20-20 (SF)	1979—Vikings 28-22 (M)			
Vikings 28-3 (M)	1983—49ers 48-17 (M)			
<b>49ers vs. New England Patriots</b>	<b>W-6</b>	<b>L-1</b>	<b>T-0</b>	<b>(Pts. — S.F. 187, New England 118)</b>
1971—49ers 27-10 (SF)	1983—49ers 33-13 (F)	1989—49ers 37-20 (S)		
1975—Patriots 24-16 (F)	1986—49ers 29-24 (F)	1992—49ers 24-12 (F)		
1980—49ers 21-17 (SF)				
				(S)=Stanford
<b>49ers vs. New Orleans Saints</b>	<b>W-32</b>	<b>L-13</b>	<b>T-2</b>	<b>(Pts. — S.F. 1,144, New Orleans 828)</b>
1967—49ers 27-13 (SF)	1977—49ers 10-7# (NO)	1985—Saints 20-17 (SF)		
1969—Saints 43-38 (NO)	49ers 20-17 (SF)	49ers 31-19 (NO)		
1970—Tie 20-20 (SF)	1978—Saints 14-7 (SF)	1986—49ers 26-17 (SF)		
49ers 38-27 (NO)	Saints 24-13 (NO)	Saints 23-10 (NO)		
1971—49ers 38-20 (NO)	1979—Saints 30-21 (SF)	1987—49ers 24-22 (NO)		
Saints 26-20 (SF)	Saints 31-20 (NO)	Saints 26-24 (SF)		
1972—49ers 37-2 (NO)	1980—49ers 26-23 (NO)	1988—49ers 34-33 (NO)		
Tie 20-20 (SF)	49ers 38-35# (SF)	49ers 30-17 (SF)		
1973—49ers 40-0 (SF)	1981—49ers 21-14 (SF)	1989—49ers 24-20 (NO)		
Saints 16-10 (NO)	49ers 21-17 (NO)	49ers 31-13 (SF)		
1974—49ers 17-13 (NO)	1982—Saints 23-20 (SF)	1990—49ers 13-12 (NO)		
49ers 35-21 (SF)	1983—49ers 32-13 (NO)	Saints 13-10 (SF)		
1975—49ers 35-21 (SF)	49ers 27-0 (SF)	1991—Saints 10-3 (NO)		
49ers 16-6 (NO)	1984—49ers 30-20 (SF)	49ers 38-24 (SF)		
1976—49ers 33-3 (SF)	49ers 35-3 (NO)	1992—49ers 16-10 (NO)		
49ers 27-7 (NO)		49ers 21-20 (SF)		
<b>49ers vs. New York Giants</b>	<b>W-12</b>	<b>L-14</b>	<b>T-0</b>	<b>(Pts.— Giants 553, S.F. 489)</b>
1952—Giants 23-14 (NY)	1978—Giants 27-10 (NY)	1986—Giants 21-17 (SF)		
1956—Giants 38-21 (SF)	1979—Giants 32-16 (NY)	Giants 49-3 (NY)+		
1957—49ers 27-17 (NY)	1980—49ers 12-0 (SF)	1987—49ers 41-21 (NY)		
1960—Giants 21-19 (SF)	1981—49ers 17-10 (SF)	1988—49ers 20-17 (NY)		
1963—Giants 48-14 (NY)	49ers 38-24 (SF)+	1989—49ers 34-24 (SF)		
1968—49ers 26-10 (NY)	1984—49ers 31-10 (NY)	1990—49ers 7-3 (SF)		
1972—Giants 23-17 (SF)	1984—49ers 21-10 (SF)+	Giants 15-13 (SF)+		
1975—Giants 26-23 (SF)	1985—Giants 17-3 (NY)+	1991—Giants 16-14 (NY)		
1977—Giants 20-17 (NY)		1992—49ers 31-14 (NY)		
<b>49ers vs. New York Jets</b>	<b>W-6</b>	<b>L-1</b>	<b>T-0</b>	<b>(Pts. — S.F. 169, Jets 115)</b>
1971—49ers 24-21 (NY)	1980—49ers 32-27 (NY)	1986—49ers 24-10 (SF)		
1976—49ers 17-6 (SF)	1983—Jets 27-13 (SF)	1989—49ers 23-10 (NY)		
+Postseason #Overtime		1992—49ers 31-14 (NY)		

<b>49ers vs. Philadelphia Eagles</b>	<b>W-13</b>	<b>L-4</b>	<b>T-1</b>	<b>(Pts. — S.F. 442, Philadelphia 340)</b>
1951—Eagles 21-14 (P)	1966—Eagles 35-34 (SF)			1983—Eagles 22-17 (SF)
1953—49ers 31-21 (SF)	1967—49ers 28-27 (P)			1984—49ers 21-9 (P)
1956—Tie 10-10 (P)	1969—49ers 14-13 (SF)			1985—49ers 24-13 (SF)
1958—49ers 30-24 (P)	1971—49ers 31-3 (P)			1989—49ers 38-28 (P)
1959—49ers 24-14 (SF)	1973—49ers 38-28 (SF)			1991—49ers 23-7 (P)
1964—49ers 28-24 (P)	1975—Eagles 27-17 (P)			1992—49ers 20-14 (SF)
<b>49ers vs. Phoenix Cardinals</b>	<b>W-9</b>	<b>L-9</b>	<b>T-0</b>	<b>(Pts. — S.F. 403, Phoenix 375)</b>
1951—Cardinals 27-21 (SF)*	1974—Cardinals 34-9 (SF)			1983—49ers 42-27 (St.L)
1957—Cardinals 20-10 (SF)*	1976—Cardinals 23-20# (St.L)			1986—49ers 43-17 (SF)
1962—49ers 24-17 (St.L)	1978—Cardinals 16-10 (SF)			1987—49ers 34-28 (SF)
1964—Cardinals 23-13 (SF)	1979—Cardinals 13-10 (St.L)			1988—Cardinals 24-23 (P)
1968—49ers 35-17 (SF)	1980—49ers 24-21 (SF)#			1991—49ers 14-10 (SF)
1971—49ers 26-14 (St.L)	1982—49ers 31-20 (St.L)			1992—Cardinals 24-14 (P)
* Chicago Cards	(St. L) = St. Louis			(P) = Phoenix
<b>49ers vs. Pittsburgh Steelers</b>	<b>W-7</b>	<b>L-7</b>	<b>T-0</b>	<b>(Pts. — Pittsburgh 295, S.F. 270)</b>
1951—49ers 28-24 (P)	1965—49ers 27-17 (SF)			1981—49ers 17-14 (P)
1952—Steelers 24-7 (SF)	1968—49ers 45-28 (P)			1984—Steelers 20-17 (SF)
1954—49ers 31-3 (SF)	1973—Steelers 37-14 (SF)			1987—Steelers 30-17 (P)
1958—49ers 23-20 (SF)	1977—Steelers 27-0 (P)			1990—49ers 27-7 (SF)
1961—Steelers 20-10 (P)	1978—Steelers 24-7 (SF)			
<b>49ers vs. San Diego Chargers</b>	<b>W-3</b>	<b>L-3</b>	<b>T-0</b>	<b>(Pts. — S.F. 169, San Diego 112)</b>
1972—49ers 34-3 (SF)	1979—Chargers 31-9 (SD)			1988—49ers 48-10 (SD)
1976—Chargers 13-7 (SD)#	1982—Chargers 41-37 (SF)			1991—49ers 34-14 (SF)
<b>49ers vs. Seattle Seahawks</b>	<b>W-4</b>	<b>L-1</b>	<b>T-0</b>	<b>(Pts. — S.F. 142, Seattle 91)</b>
1976—49ers 37-21 (S)	1985—49ers 19-6 (SF)			1991—49ers 24-22 (S)
1979—Seahawks 35-24 (SF)	1988—49ers 38-7 (S)			
<b>49ers vs. Tampa Bay Buccaneers</b>	<b>W-10</b>	<b>L-1</b>	<b>T-0</b>	<b>(Pts. — S.F. 258, Tampa Bay 136)</b>
1977—49ers 20-10 (SF)	1983—49ers 35-21 (SF)			1989—49ers 20-16 (T)
1978—49ers 6-3 (SF)	1984—49ers 24-17 (SF)			1990—49ers 31-7 (SF)
1979—49ers 23-7 (SF)	1986—49ers 31-7 (T)			1992—49ers 21-14 (SF)
1980—Bucs 24-23 (SF)	1987—49ers 24-10 (T)			
<b>49ers vs. Washington Redskins</b>	<b>W-12</b>	<b>L-7</b>	<b>T-1</b>	<b>(Pts. — S.F. 484, Washington 32)</b>
1952—49ers 23-17 (W)	1971—49ers 24-20 (SF)+			1985—49ers 35-8 (W)
1954—49ers 41-7 (SF)	1973—Redskins 33-9 (W)			1986—Redskins 14-6 (W)
1955—Redskins 7-0 (W)	1976—Redskins 24-21 (SF)			1988—49ers 37-21 (SF)
1961—49ers 35-3 (SF)	1978—Redskins 38-20 (W)			1990—49ers 26-13 (SF)
1967—Redskins 31-28 (W)	1981—49ers 30-17 (W)			49ers 28-10 (SF)+
1969—Tie 17-17 (SF)	1983—Redskins 24-21 (W)+			1992—49ers 20-13 (SF)+
1970—49ers 26-17 (SF)	1984—49ers 37-31 (SF)			

#Overtime

+Postseason

# Final Standings (1946-49)

## ALL-AMERICA FOOTBALL CONFERENCE

### 1946 SEASON

EASTERN DIVISION				Points	
	W	L	T	Pct.	For Agst.
New York	10	3	1	.769	270 192
Brooklyn	3	10	1	.250	226 339
Buffalo	3	10	1	.250	249 370
Miami	3	11	0	.154	167 378
WESTERN DIVISION				Points	
	W	L	T	Pct.	For Agst.
Cleveland	12	2	0	.857	423 137
San Francisco	9	5	0	.643	307 189
Los Angeles	7	5	2	.583	305 290
Chicago	5	6	3	.455	263 315

#### Championship Game

Cleveland 14, New York 9

### 1947 SEASON

EASTERN DIVISION				Points	
	W	L	T	Pct.	For Agst.
Buffalo	8	4	2	.667	320 288
New York	11	2	1	.846	378 239
Brooklyn	3	10	1	.231	181 340
Baltimore	2	11	1	.154	167 377
WESTERN DIVISION				Points	
	W	L	T	Pct.	For Agst.
Cleveland	12	1	1	.923	410 185
San Francisco	8	4	2	.667	327 264
Los Angeles	7	7	0	.500	328 256
Chicago	1	13	0	.071	263 425

#### Championship Game

Cleveland 14, New York 3

### 1948 SEASON

EASTERN DIVISION				Points	
	W	L	T	Pct.	For Agst.
Buffalo	8*	7	0	.533	388 375
Baltimore	7	8*	0	.467	350 355
New York	6	8	0	.429	265 301
Brooklyn	2	12	0	.143	253 387
WESTERN DIVISION				Points	
	W	L	T	Pct.	For Agst.
Cleveland	14	0	0	1.000	389 190
San Francisco	12	2	0	.857	495 248
Los Angeles	7	7	0	.500	258 305
Chicago	1	13	0	.071	202 439

\*Includes divisional playoff game.

#### Championship Game

Cleveland 49, Buffalo 7

### 1949 SEASON

EASTERN DIVISION				Points	
	W	L	T	Pct.	For Agst.
Cleveland	9	1	2	.900	339 171
San Francisco	9	3	0	.750	416 227
Brooklyn-NY	8	4	0	.667	196 206
Buffalo	5	5	2	.500	236 256
Chicago	4	8	0	.333	179 261
Los Angeles	4	8	0	.333	253 322
Baltimore	1	11	1	.083	172 341

#### First Round Playoff Games

Cleveland 31, Buffalo 21

San Francisco 17, Brooklyn-NY 7

#### Championship Game

Cleveland 21, San Francisco 7

# 49ers' Year-By-Year Scores

## ALL-AMERICA FOOTBALL CONFERENCE

### 1946 (9-5)

Lawrence T. Shaw, Coach

L	7	New York Yankees/S-8	21
W	21	Miami Seahawks/S-15	14
W	32	Brooklyn Dodgers/S-22	13
L	7	At Chicago Rockets/S-29	21
W	34	At Miami Seahawks/O-7	7
W	23	At Los Angeles Dons/O-12	14
L	14	At Buffalo Bisons/O-18	17
W	34	At Cleveland Browns/O-27	20
W	27	Buffalo Bisons/N-2	14
L	7	Cleveland Browns/N-10	14
L	9	At New York Yankees/N-17	10
W	30	At Brooklyn Dodgers/N-24	14
W	14	Chicago Rockets/N-30	0
W	48	Los Angeles Dons/O-8	7
	307		189

### 1947 (8-4-2)

Lawrence T. Shaw, Coach

W	23	Brooklyn Dodgers/A-31	7
W	17	Los Angeles Dons/S-7	14
W	14	Baltimore Colts/S-14	7
L	16	New York Yankees/S-21	21
W	41	At Buffalo Bills/S-28	24
T	28	At Baltimore Colts/O-5	28
W	42	Chicago Rockets/O-12	28
L	7	Cleveland Browns/O-26	14
W	26	At Los Angeles Dons/N-2	16
L	16	At New York Yankees/N-9	24
L	14	At Cleveland Browns/N-16	37
W	41	At Chicago Rockets/N-21	16
W	21	At Brooklyn Dodgers/N-27	7
T	21	Buffalo Bills/O-7	21
	327		264

**1948 (12-2)**

Lawrence T. Shaw, Coach

W 35	Buffalo Bills/A-29	14
W 36	Brooklyn Dodgers/S-5	20
W 41	New York Yankees/S-12	0
W 36	Los Angeles Dons/S-19	14
W 38	At Buffalo Bills/S-26	28
W 31	At Chicago Rockets/O-1	14
W 56	At Baltimore Colts/O-10	14
W 21	At New York Yankees/O-17	7
W 21	Baltimore Colts/O-24	10
W 44	Chicago Rockets/N-7	21
L 7	At Cleveland Browns/N-14	14
W 63	At Brooklyn Dodgers/N-21	40
L 28	Cleveland Browns/N-28	31
W 38	At Los Angeles Dons/D-5	21
495		248

**1949 (9-3/10-4)**

Lawrence T. Shaw, Coach

W 31	Baltimore Colts/A-28	17
------	----------------------	----

W 42	Chicago Hornets/S-4	7
W 42	Los Angeles Dons/S-18	14
L 17	At Buffalo Bills/S-25	28
W 42	At Chicago Hornets/S-30	24
W 56	Cleveland Browns/O-9	28
W 51	Buffalo Bills/O-16	7
L 3	At New York Yankees/O-23	24
L 28	At Cleveland Browns/O-30	30
W 28	At Baltimore Colts/N-6	10
W 41	At Los Angeles Dons/11-13	24
W 35	New York Yankees/N-27	14
416		227

**Playoff Game - Dec. 4**

(At San Francisco - Kezar)

W 17	New York Yankees	7
------	------------------	---

**Championship Game - Dec. 11**

(At San Francisco - Kezar)

L 7	Cleveland Browns	21
-----	------------------	----

# 49ers' Year-By-Year Scores, Dates, Attendance

## NATIONAL FOOTBALL LEAGUE

\*Attendance from 1972 on is actual, does not include "no-shows"

**1950 (3-9)**

Lawrence T. Shaw, Coach

L 17	New York Yankees (29,600)/S-17	21
L 20	Chicago Bears (35,558)/S-24	32
L 14	Los Angeles Rams (27,262)/O-1	35
L 7	At Detroit (17,337)/O-8	24
L 24	At New York Yankees (5,740)/O-12	29
W 28	Detroit (27,350)/O-22	27
W 17	Baltimore (14,800)/O-29	14
L 21	At Los Angeles Rams (15,952)/N-5	28
L 14	At Cleveland (28,786)/N-12	34
L 0	At Chicago Bears (35,105)/N-19	17
L 21	At Green Bay (13,186)/N-26	25
W 30	Green Bay (19,204)/O-10	14
213		300

**1951 (7-4-1)**

Lawrence T. Shaw, Coach

W 24	Cleveland (48,263)/S-30	10
L 14	At Philadelphia (23,827)/O-6	21
W 28	At Pittsburgh (27,124)/O-14	24
L 7	At Chicago Bears (42,296)/O-21	13
W 44	Los Angeles Rams (49,538)/O-28	17
L 16	At Los Angeles Rams (54,346)/N-4	23
W 19	New York Yankees (25,538)/N-11	14
L 21	Chicago Cards (19,658)/N-18	27
T 10	At New York Yankees (10,184)/N-25	10
W 20	At Detroit (46,467)/D-2	10
W 31	Green Bay (15,121)/O-9	19
W 21	Detroit (27,276)/D-16	17
255		205

**1952 (7-5)**

Lawrence T. Shaw, Coach

W 17	Detroit (52,750)/S-28	3
W 37	At Dallas Texans (12,566)/O-5	14
W 28	At Detroit (42,842)/O-12	0
W 40	At Chicago Bears (46,338)/O-19	16
W 48	Dallas Texans (26,887)/O-26	21
L 17	Chicago Bears (58,255)/N-2	20
L 14	At New York Giants (54,230)/N-9	23
W 23	At Washington (30,863)/N-16	17
L 9	At Los Angeles Rams (64,450)/N-23	35
L 21	Los Angeles Rams (49,420)/N-30	34
L 7	Pittsburgh (13,886)/D-7	24
W 24	Green Bay (17,579)/D-14	14
285		221

**1953 (9-3)**

Lawrence T. Shaw, Coach

W 31	Philadelphia (25,000)/S-27	21
W 31	Los Angeles Rams (41,446)/O-4	30
L 21	At Detroit (56,080)/O-11	24
W 35	At Chicago Bears (36,909)/O-18	28
L 10	Detroit (52,300)/O-25	14
W 24	Chicago Bears (26,308)/N-1	14
W 31	At Los Angeles Rams (85,856)/N-8	27
L 21	At Cleveland (80,698)/N-15	23
W 37	At G.B. in Milwaukee (16,378)/N-22	7
W 38	At Baltimore (26,005)/N-29	21
W 48	Green Bay (21,337)/D-6	14
W 45	Baltimore (23,932)/D-13	14
372		237

### 1954 (7-4-1)

Lawrence T. Shaw, Coach

W 41	Washington (32,085)/S-26	7
T 24	At Los Angeles Rams (79,208)/O-3	24
W 23	At G.B. In Milwaukee (15,571)/O-10	17
W 27	At Chicago Bears (42,935)/O-17	24
W 37	Detroit (56,891)/O-24	31
L 27	Chicago Bears (49,833)/O-31	31
L 34	Los Angeles Rams (58,758)/N-7	42
L 7	At Detroit (58,431)/N-14	48
W 31	At Pittsburgh (37,001)/N-20	3
L 13	At Baltimore (23,875)/N-28	17
W 35	Green Bay (32,012)/D-5	0
W 10	Baltimore (25,456)/D-11	7
313		251

### 1955 (4-8)

Norman P. Strader, Coach

L 14	Los Angeles Rams (58,772)/S-25	23
L 3	Cleveland (43,595)/O-2	38
W 20	At Chicago Bears (41,651)/O-9	19
W 27	At Detroit (50,179)/O-16	24
L 23	Chicago Bears (56,350)/O-23	34
W 38	Detroit (44,831)/O-30	21
L 14	At Los Angeles Rams (71,832)/N-6	27
L 0	At Washington (25,112)/N-13	7
L 21	At G.B. in Milwaukee (19,099)/N-20	27
L 14	At Baltimore (33,485)/N-27	26
L 7	Green Bay (32,897)/D-4	28
W 35	Baltimore (33,471)/D-11	24
216		308

### 1956 (5-6-1)

Frank C. Albert, Coach

L 21	New York Giants (41,751)/S-30	38
W 33	Los Angeles Rams (56,489)/O-7	30
L 7	At Chicago Bears (47,526)/O-14	31
L 17	At Detroit (55,662)/O-21	20
L 21	Chicago Bears (52,612)/O-28	38
L 13	Detroit (46,708)/N-4	17
L 6	At Los Angeles Rams (69,828)/N-11	30
W 17	At Green Bay (17,986)/N-18	16
T 10	At Philadelphia (19,326)/N-25	10
W 20	At Baltimore (37,227)/D-2	17
W 38	Green Bay (32,433)/D-8	20
W 30	Baltimore (43,791)/D-16	17
233		284

### 1957 (8-4/8-5)

Frank C. Albert, Coach

L 10	Chicago Cards (35,743)/S-29	20
W 23	Los Angeles Rams (59,637)/O-6	20
W 21	At Chicago Bears (45,310)/O-13	17
W 24	At G.B. in Milwaukee (18,919)/O-20	14
W 21	Chicago Bears (56,693)/O-27	17
W 35	Detroit (59,702)/N-3	31
L 24	At Los Angeles Rams (102,368)/N-10	37
L 10	At Detroit (56,915)/N-17	31
L 21	At Baltimore (50,073)/N-24	27
W 27	At New York Giants (54,121)/D-1	17
W 17	Baltimore (59,950)/D-8	13
W 27	Green Bay (59,100)/D-15	20
287		295

### Playoff Game — Dec. 22

(At San Francisco — Kezar)

L 27	Detroit (60,118)	31
------	------------------	----

### 1958 (6-6)

Frank C. Albert, Coach

W 23	Pittsburgh (51,856)/S-28	20
L 3	Los Angeles Rams (59,826)/O-5	33
L 6	At Chicago Bears (45,310)/O-12	28
W 30	At Philadelphia (33,110)/O-19	24
L 14	Chicago Bears (59,441)/O-26	27
W 24	Detroit (59,350)/N-2	21
L 7	At Los Angeles Rams (95,082)/N-9	56
L 21	At Detroit (54,523)/N-16	35
W 33	At G.B. in Milwaukee (43,819)/N-23	12
L 27	At Baltimore (57,557)/N-30	35
W 48	Green Bay (50,793)/D-7	21
W 21	Baltimore (58,334)/O-14	12
257		324

### 1959 (7-5)

Howard W. Hickey, Coach

W 24	Philadelphia (41,697)/S-27	14
W 34	Los Angeles Rams (56,028)/O-4	0
L 20	At Green Bay (32,150)/O-11	21
W 34	At Detroit (52,585)/O-18	13
W 20	Chicago Bears (59,045)/O-25	17
W 33	Detroit (59,064)/N-1	7
W 24	At Los Angeles Rams (94,276)/N-8	16
L 3	At Chicago Bears (42,157)/N-15	14
L 14	At Baltimore (56,007)/N-22	45
W 21	At Cleveland (53,763)/N-29	20
L 14	Baltimore (59,075)/D-5	34
L 14	Green Bay (55,997)/D-13	36
255		237

### 1960 (7-5)

Howard W. Hickey, Coach

L 19	New York Giants (44,598)/S-25	21
W 13	Los Angeles Rams (53,633)/O-2	9
W 14	At Detroit (49,825)/O-9	10
L 10	At Chicago Bears (48,226)/O-16	27
L 14	At G.B. in Milwaukee (39,914)/O-23	41
W 25	Chicago Bears (55,071)/O-30	7
L 0	Detroit (48,447)/N-6	24
W 26	At Dallas (10,000)/N-20	14
W 30	At Baltimore (57,808)/N-27	22
W 23	At Los Angeles Rams (77,254)/D-4	7
L 0	Green Bay (53,612)/D-10	13
W 34	Baltimore (57,269)/D-18	10
208		205

### 1961 (7-6-1)

Howard W. Hickey

W 35	Washington (43,412)/S-17	3
L 10	At Green Bay (38,624)/S-24	30
W 49	At Detroit (53,155)/O-1	0
W 35	Los Angeles Rams (59,004)/O-8	0
W 38	At Minnesota (34,415)/O-15	24
L 0	At Chicago Bears (49,070)/O-22	31
L 10	At Pittsburgh (19,686)/O-29	20
T 20	Detroit (56,878)/N-5	20
L 7	At Los Angeles Rams (63,766)/N-12	17
W 41	Chicago Bears (52,972)/N-19	31
W 38	Minnesota (48,905)/N-26	28
L 17	At Baltimore (57,641)/D-3	20
W 22	Green Bay (55,722)/D-10	21
L 24	Baltimore (45,517)/O-16	27
346		272

**1962 (6-8)**

Howard W. Hickey, Coach

L 14	Chicago (46,052)/S-16	30
L 24	At Detroit (51,032)/S-23	45
W 21	Minnesota (38,407)/S-30	7
W 21	At Baltimore (54,148)/O-7	13
W 34	At Chicago (48,902)/O-14	27
L 13	At G.B. In Milwaukee (46,012)/O-21	31
L 14	Los Angeles Rams (51,033)/O-28	28
L 3	Baltimore (44,875)/N-4	22
L 24	Detroit (43,449)/N-11	38
W 24	At Los Angeles Rams (42,554)/N-18	17
W 24	At St. Louis (17,532)/N-25	17
W 35	At Minnesota (33,076)/O-2	12
L 21	Green Bay (53,769)/D-9	31
L 10	Cleveland (35,274)/D-15	13
282		331

**1963 (2-12)**

Coach\*

L 20	Minnesota (30,781)/S-15	24
L 14	Baltimore (31,006)/S-22	20
L 14	At Minnesota (28,567)/S-29	45
L 3	At Detroit (44,088)/O-6	26
L 3	At Baltimore (56,962)/O-13	20
W 20	Chicago (35,837)/O-20	14
L 21	At Los Angeles Rams (45,532)/O-27	28
L 7	Detroit (33,511)/N-3	45
W 31	Dallas (29,563)/N-10	24
L 14	At New York Giants (62,982)/N-17	48
L 10	At G.B. In Milwaukee (45,905)/N-24	28
L 17	Los Angeles Rams (33,321)/D-1	21
L 7	At Chicago (46,994)/D-8	27
L 17	Green Bay (31,031)/D-14	21
198		391

\* Coach Red Hickey resigned after third league game and Jack Christiansen was appointed his successor.

**1964 (4-10)**

Jack Christiansen, Coach

L 17	Detroit (33,204)/S-13	26
W 28	At Philadelphia (57,352)/S-20	24
L 13	St. Louis (30,969)/S-27	23
W 31	Chicago (33,132)/O-4	21
L 14	At G.B. In Milwaukee (47,380)/O-11	24
L 14	At Los Angeles Rams (54,355)/O-18	42
L 22	Minnesota (31,845)/O-25	27
L 7	At Baltimore (60,213)/N-1	37
L 7	At Minnesota (40,408)/N-8	24
W 24	Green Bay (38,483)/N-15	14
L 21	At Chicago (46,772)/N-22	23
L 3	Baltimore (33,642)/N-29	14
W 28	Los Angeles Rams (31,791)/D-6	7
L 7	At Detroit (41,854)/D-13	24
236		330

**1965 (7-6-1)**

Jack Christiansen, Coach

W 52	Chicago (31,211)/S-19	24
W 27	Pittsburgh (28,161)/S-26	17
L 24	At Baltimore (57,342)/O-3	27
L 10	At Green Bay (50,858)/O-10	27
W 45	At Los Angeles Rams (34,703)/O-17	21

L 41	Minnesota (40,673)/O-24	42
L 28	Baltimore (43,575)/O-31	34
L 31	At Dallas (30,531)/N-7	39
W 27	At Detroit (52,570)/N-14	21
W 30	Los Angeles Rams (39,253)/N-21	27
W 45	At Minnesota (36,748)/N-28	24
W 17	Detroit (38,483)/D-5	14
L 20	At Chicago (43,400)/D-12	61
T 24	Green Bay (45,710)/D-19	24
421		402

**1966 (6-6-2)**

Jack Christiansen, Coach

T 20	Minnesota (29,312)/S-11	20
L 14	At Baltimore (56,715)/S-25	36
L 3	At Los Angeles Rams (45,642)/S-30	34
W 21	Green Bay (39,290)/O-9	20
W 44	At Atlanta (54,788)/O-16	7
W 27	Detroit (36,745)/O-23	24
L 3	At Minnesota (45,007)/O-30	28
W 21	Los Angeles Rams (35,372)/N-6	13
T 30	At Chicago (47,079)/N-13	30
L 34	Philadelphia (31,993)/N-20	35
W 41	At Detroit (53,189)/N-24	14
L 7	At G.B. In Milwaukee (48,725)/D-4	20
W 41	Chicago (37,170)/D-11	14
L 14	Baltimore (40,005)/D-18	30
320		325

**1967 (7-7)**

Jack Christiansen, Coach

W 27	At Minnesota (39,638)/S-17	21
W 38	Atlanta (30,207)/S-24	7
L 7	At Baltimore (60,238)/O-1	41
W 27	At Los Angeles Rams (60,424)/O-8	24
W 28	At Philadelphia (60,825)/O-15	27
W 27	New Orleans (34,285)/O-22	13
L 3	Detroit (37,990)/O-29	45
L 7	Los Angeles Rams (53,194)/N-5	17
L 28	At Washington (50,326)/N-12	31
L 0	At Green Bay (50,861)/N-19	13
L 9	Baltimore (44,815)/N-26	26
L 14	Chicago (25,613)/D-3	28
W 34	At Atlanta (51,798)/D-10	28
W 24	Dallas (27,182)/D-16	16
273		337

**1968 (7-6-1)**

Dick Nolan, Coach

L 10	At Baltimore (56,864)/S-15	27
W 35	St. Louis (27,557)/S-22	17
W 28	Atlanta (27,477)/S-29	13
L 10	At Los Angeles Rams (69,520)/O-6	24
L 14	Baltimore (32,822)/O-13	42
W 26	At New York Giants (62,958)/O-20	10
W 14	At Detroit (53,555)/O-27	7
L 21	Cleveland (31,359)/N-3	33
L 19	At Chicago (46,978)/N-10	27
T 20	Los Angeles Rams (41,815)/N-17	20
W 45	At Pittsburgh (21,408)/N-24	28
W 27	Green Bay (47,218)/D-1	20
L 20	Minnesota (29,049)/D-8	30
W 14	At Atlanta (44,977)/D-15	12
303		310

**1969 (4-8-2)**

Dick Nolan, Coach

L 12	At Atlanta (45,940)/S-21	24
L 7	At G.B. in Milwaukee (48,184)/S-28	14
T 17	Washington (35,184)/O-5	17
L 21	Los Angeles Rams (45,995)/O-12	27
L 7	Atlanta (28,684)/O-19	21
W 24	At Baltimore (60,238)/O-26	21
L 14	Detroit (35,100)/N-2	26
L 30	At Los Angeles Rams (73,975)/N-9	41
W 20	Baltimore (38,472)/N-16	17
L 38	At New Orleans (71,448)/N-23	43
T 24	At Dallas (62,348)/N-27	24
W 42	Chicago (32,826)/D-6	21
L 7	At Minnesota (43,028)/D-14	10
W 14	Philadelphia (25,391)/D-21	13
277		319

**1970 (10-3-1/11-4-1)**

Dick Nolan, Coach

W 26	Washington (34,984)/S-20	17
W 34	Cleveland (37,502)/S-27	31
L 20	At Atlanta (58,850)/O-4	21
W 20	At Los Angeles Rams (77,272)/O-11	6
T 20	New Orleans (39,446)/O-18	20
W 19	Denver (39,515)/O-25	14
W 26	Green Bay (59,335)/N-1	10
W 37	At Chicago (45,607)/N-8	16
W 30	At Houston (43,040)/N-15	20
L 7	At Detroit (56,232)/N-22	28
L 13	Los Angeles Rams (59,602)/N-29	30
W 24	Atlanta (41,387)/D-6	20
W 38	At New Orleans (61,940)/D-13	27
W 38	At Oakland Raiders (54,535)/D-20	7
352		267

**NFC PLAYOFF — DEC. 27**

(At Bloomington — Metropolitan)

W 17	Minnesota (45,103)	14
------	--------------------	----

**NFC CHAMPIONSHIP — JAN. 3**

(At San Francisco — Kezar)

L 10	Dallas (59,364)	17
------	-----------------	----

**1971 (9-5/10-6)**

Dick Nolan, Coach

L 17	At Atlanta (56,990)/S-19	20
W 38	At New Orleans (81,595)/S-26	20
W 31	At Philadelphia (65,358)/O-3	3
L 13	Los Angeles Rams (44,000)/O-10 +	20
W 13	Chicago (44,133)/O-17	0
W 26	At St. Louis (50,419)/O-24	14
W 27	New England (45,092)/O-31	10
W 13	At Minnesota (49,784)/N-7	9
L 20	New Orleans (45,138)/N-14	26
L 6	At Los Angeles Rams (80,050)/N-21	17
W 24	At New York Jets (62,936)/N-28	21
L 17	Kansas City (45,306)/MN/D-6	26
W 24	Atlanta (44,584)/D-12	3
W 31	Detroit (45,580)/D-19	27
300		216

**NFC PLAYOFF — DEC. 26**

(At San Francisco — Candlestick)

W 24	Washington (45,327)	20
------	---------------------	----

**NFC CHAMPIONSHIP — JAN. 2**

(At Irving — Texas)

L 3	Dallas (63,409)	14
-----	-----------------	----

+ First regular season 49ers' NFL game ever played at Candlestick Park — October 10, 1971.

**1972 (8-5-1/8-6-1)**

Dick Nolan, Coach

W 34	San Diego (56,906)/S-17	3
L 20	At Buffalo (45,825)/S-24	27
W 37	At New Orleans (69,840)/O-1	2
L 7	At Los Angeles Rams (77,382)/O-8	31
L 17	New York Giants (53,284)/O-15	23
T 20	New Orleans (53,571)/O-22	20
W 49	At Atlanta (58,850)/O-29	14
L 24	At G.B. in Milwaukee (47,897)/N-5	34
W 24	Baltimore (57,225)/N-12	21
W 34	At Chicago (65,201)/N-19	21
W 31	At Dallas (65,214)/N-23	10
L 16	Los Angeles Rams (60,175)/MN/D-4	26
W 20	Atlanta (57,523)/D-10	0
W 20	Minnesota (58,502)/D-16	17
353		249

**NFC PLAYOFF — DEC. 23**

(At San Francisco — Candlestick)

L 28	Dallas (59,746)	30
------	-----------------	----

**1973 (5-9)**

Dick Nolan, Coach

L 13	At Miami (68,275)/S-16	21
W 36	At Denver (50,966)/S-23	34
L 20	Los Angeles Rams (57,487)/S-30	40
W 13	At Atlanta (58,850)/O-7	9
L 13	Minnesota (56,438)/O-14	17
W 40	New Orleans (52,881)/O-21	0
L 3	Atlanta (56,825)/O-28	17
L 20	At Detroit (49,531)/N-4	30
L 9	At Washington (54,381)/N-11	33
L 13	At Los Angeles Rams (78,358)/N-18	31
W 20	Green Bay (49,244)/MN/N-26	6
W 38	Philadelphia (51,155)/D-2	28
L 10	At New Orleans (62,490)/D-9	16
L 14	Pittsburgh (52,752)/D-15	37
262		319

**1974 (6-8)**

Dick Nolan, Coach

W 17	At New Orleans (65,071)/S-15	13
W 17	At Atlanta (47,686)/S-22	10
L 3	Cincinnati (49,895)/S-29	21
L 9	St. Louis (47,675)/O-6	34
L 13	At Detroit (45,199)/MN/O-14	17
L 14	At Los Angeles Rams (74,070)/O-20	37

L	24	Oakland Raiders (58,524)/O-27	35
L	13	Los Angeles Rams (57,526)-MN/N-4	15
L	14	At Dallas (50,018)/N-10	20
W	34	At Chicago (42,731)/N-17	0
W	27	Atlanta (45,435)/N-24	0
L	0	At Cleveland (24,559)/D-1	7
W	7	Green Bay (45,475)/D-8	6
W	35	New Orleans (40,418)/D-15	21
	226		236

**MN-Monday Night**

**1975 (5-9)**

Dick Nolan, Coach

L	17	At Minnesota (48,418)/S-21	27
L	14	Los Angeles Rams (55,072)/S-28	23
W	20	At Kansas City (54,490)/O-5	3
L	3	Atlanta (43,719)/O-12	17
W	35	New Orleans (39,654)/O-19	21
L	16	At New England (60,358)/O-26	24
L	17	Detroit (42,683)/N-2	28
W	24	At Los Angeles Rams (78,995)/N-9	23
W	31	Chicago (41,319)/N-16	3
W	16	At New Orleans (40,328)/N-23	6
L	17	At Philadelphia (56,694)/N-30	27
L	13	Houston (43,767)/D-7	27
L	9	At Atlanta (38,501)/D-14	31
L	23	New York Giants (33,939)/D-21	26
	255		288

**1976 (8-6)**

Monte Clark, Coach

W	26	At Green Bay (54,628)/S-12	14
L	12	Chicago (44,158)/S-19	19
W	37	At Seattle (59,108)/S-26	21
W	17	New York Jets (42,961)/O-3	6
W	16	At Los Angeles Rams (84,483)-MN/O-11	0
W	33	New Orleans (43,160)/O-17	3
W	15	Allanta (50,240)-SN/O-23	0
L	20	At St. Louis (50,365)/O-31	(OT)-23
L	21	Washington (56,134)/N-7	24
L	16	At Atlanta (20,058)/N-14	21
L	3	Los Angeles Rams (57,909)/N-21	23
W	20	Minnesota (56,775)-MN/N-29	16
L	7	At San Diego (33,539)/D-5	(OT)-13
W	27	At New Orleans (42,536)/D-12	7
	270		190

**1977 (5-9)**

Ken Meyer, Coach

L	0	At Pittsburgh (48,046)-MN/S-19	27
L	15	Miami (40,503)/S-25	19
L	14	At Los Angeles Rams (55,466)/O-2	34
L	0	Atlanta (38,009)/O-9	7
L	17	At New York Giants (70,366)/O-16	20
W	28	Detroit (39,392)/O-23	7
W	20	Tampa Bay (34,750)/O-30	10
W	10	At Atlanta (46,577)/N-6	3
W	10	At New Orleans (41,564)/N-13	(OT)-7
L	10	Los Angeles Rams (56,779)/N-20	23
W	20	New Orleans (33,702)/N-27	17
L	27	At Minnesota (40,745)/D-4	28
L	35	Dallas (55,848)-MN/D-12	42
L	14	At G.B. In Milwaukee (44,902)/D-18	16
	220		260

**1978 (2-14)**

Coach\*

L	7	At Cleveland (68,973)/S-3	24
L	14	Chicago (49,502)/S-10	16
L	19	At Houston (46,161)/S-17	20
L	10	At New York Giants (71,536)/S-24	27
W	28	Cincinnati (41,107)/O-1	12
L	10	At Los Angeles Rams (59,337)/O-8	27
L	7	New Orleans (37,671)/O-15	14
L	17	Atlanta (34,133)/O-22	20
L	20	At Washington (53,706)/O-29	38
L	10	At Atlanta (55,468)/N-5	21
L	10	St. Louis (33,155)/N-12	16
L	28	Los Angeles Rams (45,022)/N-19	31
L	7	Pittsburgh (51,657)-MN/N-27	24
L	13	At New Orleans (50,068)/D-3	24
W	6	Tampa Bay (30,931)/D-10	3
L	14	At Detroit (56,674)/D-17	33
	219		350

\* Pete McCulley was fired after 9 games and Fred O'Connor was appointed his successor.

**1979 (2-14)**

Bill Walsh, Coach

L	22	At Minnesota (46,539)/S-2	28
L	13	Dallas (56,728)/S-9	21
L	24	At Los Angeles Rams (44,303)/S-16	27
L	21	New Orleans (39,727)/S-23	30
L	9	At San Diego (50,893)/S-30	31
L	24	Seattle (44,592)/O-7	35
L	16	At New York Giants (70,352)/O-14	32
W	20	Atlanta (33,952)/O-21	15
L	27	Chicago (42,773)/O-28	28
L	10	At Oakland Raiders (52,764)/N-4	23
L	20	At New Orleans (65,551)/N-11	31
L	28	Denver (42,910)/N-18	38
L	20	Los Angeles Rams (49,282)/N-25	26
L	10	At St. Louis (41,593)/D-2	13
W	23	Tampa Bay (44,506)/D-9	7
L	21	At Atlanta (37,211)/D-16	31
	308		416

**1980 (6-10)**

Bill Walsh, Coach

W	26	At New Orleans (58,621)/S-7	23
W	24	St. Louis (49,999)/S-14	(OT)-21
W	37	At New York Jets (50,608)/S-21	27
L	17	Atlanta (56,518)/S-28	20
L	26	At Los Angeles Rams (62,188)/O-5	48
L	14	At Dallas (63,399)/O-12	59
L	17	Los Angeles Rams (55,360)/D-19	31
L	23	Tampa Bay (51,925)/O-26	24
L	13	At Detroit (78,845)/N-2	17
L	16	At G.B. In Milwaukee (54,475)/N-9	23
L	13	At Miami (45,135)/N-16	17
W	12	New York Giants (38,574)/N-23	0
W	21	New England (45,254)/N-30	17
W	38	New Orleans (37,949)/D-7	(OT)-35
L	10	At Atlanta (55,767)/D-14	35
L	13	Buffalo (37,476)/D-21	18
	320		415

**1981 (13-3/16-3)**

Bill Walsh, Coach

L 17	At Detroit (62,123)/S-6	24
W 28	Chicago (49,520)/S-13	17
L 17	At Atlanta (56,653)/S-20	34
W 21	New Orleans (44,433)/S-27	14
W 30	At Washington (51,843)/O-4	17
W 45	Dallas (57,574)/O-11	14
W 13	At G.B. in Milwaukee (50,171)/O-18	3
W 20	Los Angeles Rams (59,190)/O-25	17
W 17	At Pittsburgh (52,878)/N-1	14
W 17	Atlanta (59,127)/N-8	14
L 12	Cleveland (52,445)/N-15	15
W 33	At Los Angeles Rams (63,456)/N-22	31
W 17	New York Giants (57,186)/N-29	10
W 21	At Cincinnati (56,796)/D-6	3
W 28	Houston (55,707)/D-13	6
W 21	At New Orleans (43,639)/D-20	17
357		250

**NFC PLAYOFF — JAN. 3**

(At San Francisco - Candlestick)

W 38	New York Giants (58,360)	24
------	--------------------------	----

**NFC CHAMPIONSHIP — JAN. 10**

(At San Francisco - Candlestick)

W 28	Dallas (60,525)	27
------	-----------------	----

**SUPER BOWL XVI — JAN. 24**

(At Pontiac, Michigan - Silverdome)

W 26	Cincinnati (81,270)	21
------	---------------------	----

**1982 (3-6)**

Bill Walsh, Coach

L 17	Los Angeles Raiders (59,748)/S-12	23
L 21	At Denver (73,899)/S-19	24
W 31	At St. Louis (38,064)/N-21	20
L 20	New Orleans (51,611)/N-28	23
W 30	At Los Angeles Rams (58,574)-THN/D-2	24
L 37	San Diego (51,988)-SA/D-11	41
L 7	Atlanta (53,234)-SUN/D-19	17
W 26	At Kansas City (24,319)/D-26	13
L 20	Los Angeles Rams (54,256)/J-2	21
209		206

**1983 (10-6/11-7)**

Bill Walsh, Coach

L 17	Philadelphia (55,775)-SA/S-3	22
W 48	At Minnesota (58,167)-THN/S-8	17
W 42	At St. Louis (38,130)/S-18	27
W 24	Atlanta (57,814)/S-25	20
W 33	At New England (54,293)/O-2	13
L 7	Los Angeles Rams (59,119)/O-9	10
L 32	At New Orleans (68,134)/O-16	13
W 45	At Los Angeles Rams (66,070)/O-23	35
L 13	New York Jets (54,796)/O-30	27
L 17	Miami (57,832)/N-6	20
W 27	New Orleans (40,022)/N-13	0
L 24	At Atlanta (32,782)/N-20	28
L 3	At Chicago (40,483)/N-27	13
W 35	Tampa Bay (49,773)/D-4	21
W 23	At Buffalo (38,039)/D-11	10
W 42	Dallas (59,957)-MN/D-19	17
432		293

**NFC PLAYOFF — DEC. 31**

(At San Francisco - Candlestick)

W 24	Detroit (58,386)-SA	23
------	---------------------	----

**NFC CHAMPIONSHIP — JAN. 8**

(At Washington, DC - RFK Stadium)

L 21	Washington (55,363)	24
------	---------------------	----

**1984 (15-1/18-1)**

Bill Walsh, Coach

W 30	At Detroit (56,782)/S-2	27
W 37	Washington (59,707)-MN/S-10	31
W 30	New Orleans (57,611)/S-16	20
W 21	At Philadelphia (62,771)/S-23	9
W 14	Atlanta (57,990)/S-30	5
W 31	At New York Giants (76,112)-MN/O-8	10
L 17	Pittsburgh (59,110)/O-14	20
W 34	At Houston (39,900)/O-21	21
W 33	At Los Angeles Rams (65,481)/O-28	0
W 23	Cincinnati (58,234)/N-4	17
W 41	At Cleveland (60,092)/N-11	7
W 24	Tampa Bay (57,704)/N-18	17
W 35	At New Orleans (65,177)/N-25	3
W 35	At Atlanta (29,644)/D-2	17
W 51	Minnesota (56,670)-SA/D-8	7
W 19	Los Angeles Rams (59,743)-FN/D-14	16
475		227

**NFC PLAYOFF — DEC. 29**

(At San Francisco - Candlestick)

W 21	New York Giants (60,303)-SA	10
------	-----------------------------	----

**NFC CHAMPIONSHIP — JAN. 6**

(At San Francisco - Candlestick)

W 23	Chicago (61,040)	0
------	------------------	---

**SUPER BOWL XIX — JAN. 20**

(At Palo Alto, California - Stanford Stadium)

W 38	Miami (84,059)	16
------	----------------	----

**1985 (10-6/10-7)**

Bill Walsh, Coach

L 21	At Minnesota (57,375)/S-8	28
W 35	Atlanta (58,923)/S-15	16
W 34	At Los Angeles Raiders (87,006)/S-22	10
L 17	New Orleans (58,053)/S-29	20
W 38	At Atlanta (44,740)/O-6	17
L 10	Chicago (60,523)/O-13	26
L 21	At Detroit (67,715)/O-20	23
W 28	At Los Angeles Rams (65,939)/O-27	14
W 24	Philadelphia (58,383)/N-3	13
L 16	At Denver (73,173)-MN/N-11	17
W 31	Kansas City (56,447)/N-17	3
W 19	Seattle (57,482)-MN/N-25	6
W 35	At Washington (51,321)/D-1	8
L 20	Los Angeles Rams (60,581)-MN/D-9	27
W 31	At New Orleans (46,065)/D-15	19
W 31	Dallas (60,114)/D-22	16
411		263

**NFC WILDCARD — DEC. 28**

(At Meadowlands, N.J. - Giants Stadium)

L 3	New York Giants (75,842)	17
-----	--------------------------	----

### 1986 (10-5-1/10-6-1)

Bill Walsh, Coach

W	31	At Tampa Bay (50,780)/S-7	7
L	13	At Los Angeles Rams (65,195)/S-14	16
W	26	New Orleans (58,297)/S-21	17
W	31	At Miami (70,264)/S-28	17
W	35	Indianapolis (57,252)/O-5	14
L	24	Minnesota (58,637)/O-12	(OT)-27
T	10	At Atlanta (55,306)/O-19	(OT)-10
W	31	At G. B. in Milwaukee (50,557)/O-26	17
L	10	At New Orleans (52,234)/N-2	23
W	43	St. Louis (59,172)/N-9	17
L	6	At Washington (54,774)-MN/N-17	14
W	20	Atlanta (58,747)/N-23	0
L	17	New York Giants (59,777)-MN/D-1	21
W	24	New York Jets (58,091)/O-7	10
W	29	At New England (60,787)/D-14	24
W	24	Los Angeles Rams (60,266)-FN/D-19	14
	374		247

### NFC PLAYOFF — JAN. 4

(At Meadowlands, N.J. - Giants Stadium)

L	3	New York Giants (76,034)	49
---	---	--------------------------	----

### 1987 (13-2/13-3)

Bill Walsh, Coach

L	17	At Pittsburgh (55,735)/S-13	30
W	27	At Cincinnati (53,498)/S-20	26
W	41	At New York Giants (16,471)-MN/O-5	21
W	25	At Atlanta (8,684)/O-11	17
W	34	St. Louis (38,094)/O-18	28
W	24	At New Orleans (60,497)/O-25	22
W	31	At Los Angeles Rams (55,328)/N-1	10
W	27	Houston (59,740)/N-8	20
L	24	New Orleans (60,436)/N-15	26
W	24	At Tampa Bay (63,211)/N-22	10
W	38	Cleveland (60,243)-SUN/N-29	24
W	23	At Green Bay (51,118)/D-6	12
W	41	Chicago (63,509)-MN/D-14	0
W	35	Atlanta (54,698)/D-20	7
W	48	Los Angeles Rams (57,953)-SUN/D-27	0
	459		253

### NFC PLAYOFF — JAN. 9

(At San Francisco - Candlestick)

L	24	Minnesota (62,547)	36
---	----	--------------------	----



### 1988 (10-6/13-6)

Bill Walsh, Coach

W	34	At New Orleans (66,357)/S-4	33
W	20	At New York Giants (75,948)/S-11	17
L	17	Atlanta (60,168)/S-18	34
W	38	At Seattle (62,382)/S-25	37
W	20	Detroit (58,285)/O-2	13
L	13	Denver (61,711)/O-9	(OT)16
W	24	At L.A. Rams (65,450)/O-16	21
L	9	At Chicago (65,293)-MN/O-24	10
W	24	Minnesota (60,738)/O-30	21
L	23	At Phoenix (64,544)/N-6	24
L	3	L.A. Raiders (54,448)/N-13	9
W	37	Washington (59,268)-MN/N-21	21
W	48	At San Diego (51,484)/N-27	10
W	13	At Atlanta (44,048)/D-4	3
W	30	New Orleans (62,977)/D-11	17
L	16	Rams (62,444)-SUN/D-18	38
	369		294

### NFC PLAYOFF — JAN. 1

(At San Francisco - Candlestick)

W	34	Minnesota (61,848)	9
---	----	--------------------	---

### NFC CHAMPIONSHIP — JAN. 8

(At Chicago - Soldier Field)

W	28	At Chicago (66,946)	3
---	----	---------------------	---

### SUPERBOWL XXIII — JAN. 22

(At Miami - Joe Robbie Stadium)

W	20	Cincinnati (75,129)	16
---	----	---------------------	----

### 1989 (14-2/17-2)

George Seifert, Coach

W	30	At Indianapolis (60,111)/S-10	24
W	20	At Tampa Bay (64,087)/S-17	16
W	38	At Philadelphia (66,042)/S-24	28
L	12	Los Angeles Rams (64,250)/O-1	13
W	24	At New Orleans (60,488)/O-8	20
W	31	At Dallas (61,077)/O-15	14
W	37	New England (70,000)/O-22+	20
W	23	At New York Jets (62,805)/O-29	10
W	31	New Orleans (60,667)-MN/N-6	13
W	45	Atlanta (59,914)/N-12	3
L	17	Green Bay (62,219)/N-19	21
W	34	New York Giants (63,461)-MN/N-27	24
W	23	At Atlanta (43,128)/D-3	3
W	30	At Los Angeles Rams (67,959)-MN/D-11	27
W	21	Buffalo (60,927)/D-17	10
W	26	Chicago (60,207)/D-24	0
	442		253

### NFC PLAYOFF — JAN. 6

(At San Francisco - Candlestick)

W	41	Minnesota (64,585)	13
---	----	--------------------	----

### NFC CHAMPIONSHIP — JAN. 14

(At San Francisco - Candlestick)

W	30	Los Angeles Rams (64,769)	3
---	----	---------------------------	---

### SUPERBOWL XXIV — JAN. 28

W	55	Denver (72,919)	10
---	----	-----------------	----

+ Game played at Stanford Stadium due to Bay Area earthquake — October 17, 1989

**1990 (14-2/15-3)**

George Seifert, Coach

W 13	At New Orleans (68,629)-MN/S-10	12
W 26	Washington (64,287)/S-16	13
W 19	Atlanta (62,858)/S-23	13
—	BYE/9-30	—
W 24	At Houston (59,931)/D-7	21
W 45	At Atlanta (57,921)/O-14	35
W 27	Pittsburgh (64,301)/O-21	7
W 20	Cleveland (63,672)/O-28	17
W 24	At Green Bay (58,835)/N-4	20
W 24	At Dallas (62,966)-SUN/N-11	6
W 31	Tampa Bay (62,221)/N-18	7
L 17	Los Angeles Rams (62,633)/N-25	28
W 7	New York Giants (66,092)-MN/D-3	3
W 20	At Cincinnati (60,084)/D-9	(OT) 17
W 26	At Los Angeles Rams (65,619)-MN/D-17	10
L 10	New Orleans (60,112)/D-23	13
W 20	At Minnesota (51,590)/D-30	17
353		239

**NFC PLAYOFF — JAN. 12**

(At San Francisco - Candlestick)

W 28	Washington (65,292)	10
------	---------------------	----

**NFC CHAMPIONSHIP — JAN. 20**

(At San Francisco - Candlestick)

L 13	New York Giants (66,334)	15
------	--------------------------	----

**1991 (10-6)**

George Seifert, Coach

L 14	At New York Giants (76,319)-MN/S-2	16
W 34	San Diego (60,753)-S-8	14
L 14	At Minnesota (59,148)-S-15	17
W 27	Los Angeles Rams (63,871)-S-22	10
L 6	At Los Angeles Raiders (91,494)-S-29	12
—	BYE/10-6	—
L 34	Atlanta (57,343)/O-13	39
W 35	Detroit (61,240)/O-20	3

W 23	At Philadelphia (65,796)-O-27	7
L 14	At Atlanta (51,259)-N-3	17
L 3	At New Orleans (68,591)-N-10	10
W 14	Phoenix (50,180)-N-17	10
W 33	At Los Angeles Rams (61,881)-MN/N-25	10
W 38	New Orleans (62,092)-D-1	24
W 24	At Seattle (56,711)-D-8	22
W 28	Kansas City (62,672)-SA/D-14	14
W 52	Chicago (60,419)-MN/D-22	14
393		239

**1992 (14-2/15-3)**

George Seifert, Coach

W 31	At New York Giants (74,519)/S-6	14
L 31	Buffalo (64,053)/S-13	34
W 31	At New York Jets (71,020)/S-20	14
W 16	At New Orleans (68,591)-SN/S-27	10
W 27	Los Angeles Rams (63,071)/O-4	24
W 24	At New England (54,126)/O-11	12
W 56	Atlanta (63,302)/O-18	17
—	BYE/10-25	—
L 14	At Phoenix (47,642)/N-1	24
W 41	At Atlanta (67,404)-MN/N-9	3
W 21	New Orleans (64,895)-N-15	20
W 27	At Los Angeles Rams (65,858)/N-22	10
W 20	Philadelphia (63,374)/N-29	14
W 27	Miami (58,474)/O-6	3
W 20	At Minnesota (60,685)/O-13	17
W 21	Tampa Bay (60,519)/D-20	14
W 24	Detroit (55,907)-MN/D-28	6
431		236

**NFC PLAYOFF — JAN. 9**

(At San Francisco - Candlestick)

W 20	Washington (64,991)	13
------	---------------------	----

**NFC CHAMPIONSHIP — JAN. 17**

(At San Francisco - Candlestick)

L 20	Dallas (64,920)	30
------	-----------------	----

**Preseason Results (Since 1946)****1946 (2-0)**

17	L.A. Dons (San Diego)	7
34	Chicago Rockets (Kezar)	14

**1947 (0-1)**

7	L.A. Dons (Kezar)	14
---	-------------------	----

**1948 (2-0)**

42	L.A. Dons (Pasadena)	24
42	Baltimore (Kezar)	14

**1949 (2-0-1)**

28	L.A. Dons (Los Angeles)	7
21	Buffalo (Kezar)	0
21	Cleveland (Cleveland)	21

**1950 (1-4)**

12	Washington (Kezar)	31
10	Philadelphia (Kezar)	28
27	Baltimore (Baltimore)	14
21	Chicago Cards (Chicago)	28
10	Pittsburgh (Pittsburgh)	13

**1951 (4-1)**

45	Washington (Kezar)	14
7	Chicago Bears (Kezar)	24
24	Pittsburgh (Syracuse)	7
20	Green Bay (Minneapolis)	0
37	Chicago Cards (Omaha)	17

**1952 (7-0)**

79	San Francisco Broncos+ (Kezar)	0
35	Washington (Kezar)	0
38	Chicago Cards (Kezar)	14
17	L.A. Rams (Los Angeles)	7
29	Pittsburgh (Pittsburgh)	14
35	Cleveland (Akron)	31
76	San Jose Packers+ (San Jose)	0

**1953 (3-3-1)**

42	Fort Ord# (Sacramento)	7
7	New York (Kezar)	20
7	Washington (Kezar)	0
10	L.A. Rams (Los Angeles)	35
31	Philadelphia (San Antonio)	28
14	Chicago Cards (Kezar)	14
21	New York (New York)	28

**1954 (7-0)**

42	Fort Ord# (Kezar)	14
43	New York (Kezar)	35
30	Washington (Sacramento)	7
42	Chicago Cards (Kezar)	7
38	Cleveland (Kezar)	21
28	L.A. Rams (Los Angeles)	27
37	Pittsburgh (Tucson)	14

+ Semi Pro Team

<b>1955 (5-1)</b>	
7	Washington (Kezar).....6
60	Pittsburgh (Sacramento).....14
17	New York (Seattle).....28
17	Cleveland (Kezar).....14
43	Chicago Cards (Kezar).....7
31	L.A. Rams (Los Angeles).....10

<b>1956 (3-3)</b>	
28	Cleveland (Kezar).....17
20	Washington (Kezar).....0
14	Chicago Cards (Kezar).....13
14	New York (Portland).....21
24	L.A. Rams (Los Angeles).....33
14	Philadelphia (Sacramento).....21

<b>1957 (6-1)</b>	
24	New York (Kezar).....15
27	Washington (Kezar).....21
21	Cleveland (Kezar).....17
27	Chicago Cards (Kezar).....21
27	L.A. Rams (Los Angeles).....58
17	Philadelphia (Kezar).....14

<b>1958 (3-3)</b>	
10	New York (Kezar).....19
20	Washington (Portland).....19
21	Cleveland (Kezar).....16
55	Chicago Cards (Kezar).....31
38	L.A. Rams (Los Angeles).....40
28	Philadelphia (Kezar).....31

<b>1959 (2-4)</b>	
27	Washington (Kezar).....24
17	Green Bay (Kezar).....24
17	Cleveland (Kezar).....14
24	Chicago Cards (Seattle).....27
14	L.A. Rams (Los Angeles).....48
13	New York (Salt Lake).....17

<b>1960 (3-3)</b>	
16	Dallas (Seattle).....10
31	Washington (Kezar).....7
45	Philadelphia (Kezar).....28
24	Cleveland (Portland).....26
17	L.A. Rams (Los Angeles).....28
17	St. Louis (Kezar).....24

<b>1961 (3-2)</b>	
20	New York (Portland)-SN.....21
24	Cleveland (Kezar).....27
14	Minnesota (Portland)-SN.....10
38	L.A. Rams (Los Angeles)-FN.....20
24	Dallas (Sacramento)-SN.....7

<b>1962 (4-1)</b>	
30	Minnesota (Seattle)-SA.....24
42	New York (Kezar).....10
27	Cleveland (Portland)-SN.....34
26	Dallas (Sacramento)-SN7.....
19	L.A. Rams (Los Angeles)-SN.....3

<b>1963 (0-5)</b>	
28	Minnesota (Portland)-SN.....43
22	St. Louis (Salt Lake)-FN.....24
7	Cleveland (Kezar).....24
24	Dallas (Bakersfield)-FN.....37
0	L.A. Rams (Los Angeles)-SN.....17

<b>1964 (1-4)</b>	
26	Cleveland (Kezar).....7
23	Dallas (Portland)-SN.....34
21	Minnesota (Salt Lake)-SN.....24
14	Pittsburgh (Omaha)-SN.....16
17	L.A. Rams (Los Angeles)-SN.....21

<b>1965 (2-2-1)</b>	
21	Cleveland (Kezar).....37
27	Dallas (Portland)-FN.....7
17	St. Louis (St. Louis)-SN.....17
23	Pittsburgh (Providence)-SA.....9
14	L.A. Rams (Los Angeles)-SN.....34

<b>1966 (0-5)</b>	
13	Dallas (Kezar).....24
17	Cleveland (Kezar).....28
17	Pittsburgh (Portland)-SN.....34
17	Atlanta (Columbia, S.C.)-SN.....24
9	L.A. Rams (Los Angeles)-SN.....29

<b>1967 (2-3)</b>	
42	Cleveland (Kezar).....14
24	Dallas (Kezar).....30
10	New Orleans (Portland)-SN.....24
13	Oakland Raiders (Oakland).....10
7	L.A. Rams (Los Angeles)-SN.....34

<b>1968 (1-5)</b>	
18	San Diego (San Diego)-SN.....30
14	Dallas (Kezar).....16
17	Cleveland (Kezar).....31
22	Denver (Denver)-FN.....5
19	Oakland Raiders (Kezar).....26
20	L.A. Rams (Los Angeles)-FN.....21

<b>1969 (0-6)</b>	
19	Cleveland (Seattle).....24
17	Dallas (Kezar).....20
15	Denver (Denver)-SN.....19
28	Oakland Raiders (Oakland).....42
10	St. Louis (Kezar).....21
28	L.A. Rams (Anaheim)-SN.....31

<b>1970 (1-4)</b>	
14	Cleveland (Tampa)-SN.....17
7	Miami (Miami)-SN.....17
23	Denver (Eugene, Ore.)-SN.....7
17	Oakland Raiders (Kezar).....31
14	L.A. Rams (Los Angeles)-SN.....17

<b>1971 (3-2-1)</b>	
38	Cleveland (Candlestick) X.....24
17	Miami (Miami)-FN.....17
28	San Diego (Candlestick).....17
33	Denver (Spokane, Wash.)-SN.....17
28	Oakland Raiders (Oakland)-SN.....34
20	L.A. Rams (Los Angeles)-THN.....23

<b>1972 (3-3)</b>	
10	New York Jets (Jacksonville, Fla.)-SN.....17
20	Cleveland (Candlestick/49,767).....13
16	San Diego (San Diego)-SN.....17
24	Denver (Candlestick/52,738).....27
34	Oakland Raiders (Candlestick/59,265).....21
17	L.A. Rams (Los Angeles)-FN.....14

<b>1973 (4-3)</b>	
20	New England (Canton, O.)-SN.....7
27	Cleveland (Cleveland)-MN.....16
14	New York Jets (Tampa)-SN.....34
19	San Diego (Candlestick/54,977).....7
43	Denver (Candlestick/54,271).....7
17	Oakland Raiders (Oakland)-SN.....23
10	L.A. Rams (Los Angeles)-FN.....38

X First 49ers pro football game in Candlestick Park: August 8, 1971.

	<b>1974 (0-6)</b>	
6	San Diego (San Diego)-SN	20
20	Cleveland (Cleveland)-MN	21
3	Denver (Candlestick/30,001)	10
6	Kansas City (Kansas City)-SN	26
19	Oakland Raiders (Candlestick/50,068)-MN	20
7	L.A. Rams (Candlestick/46,125)	17

	<b>1975 (3-3)</b>	
17	Cleveland (Candlestick/39,664)	10
6	L.A. Rams (Los Angeles)-SN	20
7	San Diego (San Diego)-THN	10
21	Oakland Raiders (Oakland)-SN	40
44	Denver (Candlestick/40,359)	10
24	Green Bay (Green Bay)-SN	3

	<b>1976 (4-2)</b>	
27	Seattle (Seattle)	20
17	Denver (Candlestick/36,752)	7
21	Kansas City (Honolulu/36,101)	13
17	San Diego (Honolulu)-SN	16
9	Oakland Raiders (Candlestick/53,181)	14
3	L.A. Rams (Los Angeles)-SN	10

	<b>1977 (1-5)</b>	
24	Seattle (Candlestick/38,024)	34
13	San Diego (San Diego)-SN	32
23	L.A. Rams (Candlestick/44,898)	14
3	Houston (Houston)-MN	17
0	Oakland Raiders (Oakland)-SN	33
0	Denver (Candlestick/36,441)-SN	20

	<b>1978 (1-3)</b>	
24	Dallas (Dallas)-SN	41
6	Seattle (Candlestick/36,069)-SN	20
14	Oakland Raiders (Candlestick/55,573)	31
24	Denver (Denver)-FN	13

	<b>1979 (1-3)</b>	
13	San Diego (Candlestick/32,275)-SN	10
10	Oakland Raiders (Oakland)-SN	41
0	Denver (Candlestick/34,133)-SN	21
20	Seattle (Seattle)-FN	55

	<b>1980 (3-1)</b>	
33	Oakland Raiders (Candlestick/53,747)-SN	14
17	San Diego (San Diego)-SN	14
7	Seattle (Candlestick/46,176)-SN	10
31	Kansas City (Tucson)-SN	21

	<b>1981 (2-2)</b>	
27	Seattle (Seattle)-WN	(OT)-24
28	San Diego (Candlestick/41,667)-SN	31
24	Seattle (Candlestick/37,563)-SN	17
7	Oakland Raiders (Oakland)-SN	21

	<b>1982 (2-2)</b>	
14	L.A. Raiders (Candlestick/55,795)-SA	17
16	St. Louis (Candlestick/51,931)-SN	13
9	San Diego (San Diego)-SN	23
17	Seattle (Seattle)-FN	13

	<b>1983 (1-3)</b>	
23	L.A. Raiders (Los Angeles)-SN	(OT)-26
17	New England (Candlestick/50,043)-SUN	15
7	San Diego (San Diego)-SN	24
6	Seattle (Candlestick/47,074)-SA	20

	<b>1984 (2-2)</b>	
13	L.A. Raiders (Candlestick/55,211)-SN	10
20	Denver (Denver)-SN	21
15	San Diego (San Diego)-SN	35
17	Seattle (Candlestick/49,219)-FN	7

	<b>1985 (3-1)</b>	
28	L.A. Raiders (Los Angeles/54,990)-SN	21
13	Denver (Candlestick/55,425)-MN	20
25	San Diego (Candlestick/50,569)-SA	10
23	Seattle (Seattle/60,403)-FN	21

	<b>1986 (2-2)</b>	
32	L.A. Raiders (Candlestick/56,329)-SA	0
17	L.A. Rams (Anaheim/49,146)-MN	31
9	Denver (Denver/73,592)-SN	14
21	Seattle (Candlestick/52,419)-FN	10

	<b>1987 (3-2)</b>	
20	Kansas City (Canton, OH/23,826)-SA	7
42	L.A. Raiders (Los Angeles/47,191)-SN	16
3	Dallas (Candlestick/57,598)-SN	13
17	San Diego (Candlestick/52,733)-THN	3
10	Seattle (Seattle/59,653)-FN	34

	<b>1988 (3-2)</b>	
21	Miami (London, England/70,535)-SUN	27
24	L.A. Raiders (Candlestick/56,224)-SN	10
24	Denver (Denver/75,067)-SN	34
34	San Diego (San Diego/39,044)-SN	27
27	Seattle (Candlestick/53,357)-FN	21

	<b>1989 (3-2)</b>	
13	L.A. Rams (Tokyo, Japan/ 43,896)-SUNM	(OT)-16
37	L.A. Raiders (Los Angeles/35,000)-SN	7
35	Denver (Candlestick/58,641)-SN	17
17	San Diego (Candlestick/54,471)-WN	14
17	Seattle (Seattle/58,641)-FN	28

	<b>1990 (1-3)</b>	
13	Los Angeles Raiders (Candlestick/ 59,677)-SN	23
27	Denver (Denver/74,164)-MN	24
28	San Diego (San Diego/49,289)-SN	29
10	Seattle (Candlestick/54,269)-FN	30

	<b>1991 (5-0)</b>	
24	Los Angeles Raiders (Los Angeles/45,365)- SA	17
21	Chicago (Berlin, Germany/66,876)-SN	7
24	Denver (Candlestick/54,170)-WN	6
24	San Diego (Candlestick/53,453)-MN	13
28	Seattle (Seattle/54,111)-FN	16

	<b>1992 (5-0)</b>	
13	Denver (50,435)-MN	7
24	L.A. Raiders (49,068)-SA	10
17	Washington (London, England/61,722)- SN	15
20	At San Diego (40,921)-FN	14
24	Seattle (52,822)-FN	17

SA — Saturday Afternoon  
 SN — Saturday Night  
 SUNM — Sunday Morning  
 SUN — Sunday Night  
 MN — Monday Night  
 WN — Wednesday Night  
 THN — Thursday Night  
 FN — Friday Night

# Service Team;  
 + Semi Pro Team

# 49ERS' PLAYOFF HISTORY

Date	Game	Winner	Loser	Score	Site
Dec. 4, 1949	First Round	49ers	N.Y. Yankees	17-7	Kezar Stadium
Dec. 11, 1949	AAFC Championship	Cleveland	49ers	21-7	Kezar Stadium
Dec. 22, 1957	Playoff Game	Detroit	49ers	31-27	Kezar Stadium
Dec. 27, 1970	NFC Divisional	49ers	Minnesota	17-14	Metropolitan Stadium
Jan. 3, 1971	NFC Championship	Dallas	49ers	17-10	Kezar Stadium
Dec. 26, 1971	NFC Divisional	49ers	Washington	24-20	Candlestick Park
Jan. 2, 1972	NFC Championship	Dallas	49ers	14-3	Texas Stadium
Dec. 23, 1972	NFC Divisional	Dallas	49ers	30-28	Candlestick Park
Jan. 3, 1982	NFC Divisional	49ers	N.Y. Giants	38-24	Candlestick Park
Jan. 10, 1982	NFC Championship	49ers	Dallas	28-27	Candlestick Park
<b>Jan. 24, 1982</b>	<b>Super Bowl XVI</b>	<b>49ers</b>	<b>Cincinnati</b>	<b>26-21</b>	<b>Pontiac Silverdome</b>
Dec. 31, 1983	NFC Divisional	49ers	Detroit	24-23	Candlestick Park
Jan. 8, 1984	NFC Championship	Washington	49ers	24-21	RFK Stadium
Dec. 29, 1984	NFC Divisional	49ers	N.Y. Giants	21-10	Candlestick Park
Jan. 6, 1985	NFC Championship	49ers	Chicago	33-0	Candlestick Park
<b>Jan. 20, 1985</b>	<b>Super Bowl XIX</b>	<b>49ers</b>	<b>Miami</b>	<b>38-16</b>	<b>Stanford Stadium</b>
Dec. 28, 1985	NFC Wildcard	N.Y. Giants	49ers	17-3	Giants Stadium
Jan. 4, 1987	NFC Divisional	N.Y. Giants	49ers	49-3	Giants Stadium
Jan. 9, 1988	NFC Divisional	Minnesota	49ers	36-24	Candlestick Park
Jan. 1, 1989	NFC Divisional	49ers	Minnesota	34-9	Candlestick Park
Jan. 8, 1989	NFC Championship	49ers	Chicago	28-3	Soldier Field
<b>Jan. 22, 1989</b>	<b>Super Bowl XXIII</b>	<b>49ers</b>	<b>Cincinnati</b>	<b>20-16</b>	<b>Joe Robbie Stadium</b>
Jan. 6, 1990	NFC Divisional	49ers	Minnesota	41-13	Candlestick Park
Jan. 14, 1990	NFC Championship	49ers	L.A. Rams	30-3	Candlestick Park
<b>Jan. 28, 1990</b>	<b>Super Bowl XXIV</b>	<b>49ers</b>	<b>Denver</b>	<b>55-10</b>	<b>LA Superdome</b>
Jan. 12, 1991	NFC Divisional	49ers	Washington	28-10	Candlestick Park
Jan. 20, 1991	NFC Championship	N.Y. Giants	49ers	15-13	Candlestick Park
Jan. 9, 1993	NFC Divisional	49ers	Washington	20-13	Candlestick Park
Jan. 17, 1993	NFC Championship	Dallas	49ers	30-20	Candlestick Park

Playoff Record: 18-11

Super Bowl Championships: (4) 1981, 1984, 1988, 1989

Playoff Record at Home: 12-7

Playoff Record Away: 2-4

Neutral Site: 4-0

49ers vs.:	Chicago	2-0	1,000
	Cincinnati	2-0	1,000
	Denver	1-0	1,000
	L.A. Rams	1-0	1,000
	Miami	1-0	1,000
	N.Y. Yankees	1-0	1,000
	Minnesota	3-1	.750
	Washington	3-1	.750
	Detroit	1-1	.500
	N.Y. Giants	2-3	.400
	Dallas	1-4	.200
	Cleveland	0-1	.000

# The 49ers' Historical Highlights

Here are the team's historical highlights beginning with its first year in the NFL:

**1950** — The 49ers struggled in their NFL debut, winning only three games. A rival coach described them as "not big enough or tough enough."

**1951** — In an amazing reversal of form sparked by a great rookie group, the 49ers were in the race until the season's final day and finished only a half game off the top. Led by **Hardy Brown** and his famed "shoulder tackle" the club had one of the toughest defensive units in the league. **Y.A. Tittle** and **Billy Wilson** began their great careers.

**1952** — After a blazing start, the 49ers slumped in mid season. **Hugh (The King) McElhenny** came off the University of Washington campus to become "Player of the Year" and the most feared runner in football.

**1953** — The 49ers had their best NFL showing posting a 9-3 record, normally good enough for a championship. Detroit, however, was 10-2. Two of San Francisco's losses came with **Y.A. Tittle** sidelined because of a severe facial injury. The three defeats were by a total of nine points. **Joe (The Jet) Perry** became one of the few players in pro history to gain more than 1,000 yards in a single season. **Gordy Soltau** was the league's top scorer for the second straight year.

**1954** — Early momentum was broken by injuries to key players such as **Y.A. Tittle**, **Hugh McElhenny**, and **Joe Perry**. Perry gained more than 1,000 yards again, the first man ever to achieve this distinction in consecutive seasons.

**1955** — With **Hugh McElhenny** hobbled by a foot injury, the 49ers had their second worst season in history under **Norman P. Strader**, who succeeded **Buck Shaw** as head coach.

**1956** — In **Frankie Albert's** first year at the helm, the 49ers were in last place at midseason with a 1-6 record. They went 4-0-1 in their last five games for a brilliant stretch drive.

**1957** — This undoubtedly was one of the most emotional and dramatic seasons in 49ers history. Every game was a "cliffhanger" and the "Alley-Oop" pass from **Y.A. Tittle** to rookie **R.C. Owens** became a household byword. Emotions reached a peak when the beloved **Tony Morabito** collapsed and died of a heart attack at the Chicago Bears game on Oct. 27. Trailing 17-7, the 49ers fought back for a great victory, 21-17. The magnificent **Billy Wilson** caught a pass from **Tittle** for the winning touchdown in the fourth quarter. Tied with Detroit at 8-4 when the season ended, the 49ers lost the playoff game, 31-27, after holding a 27-7 lead in the third quarter.

**1958** — An up-and-down season finished on a high note with victories over Green Bay and Baltimore. The 6-6 record, however, was blackened by the 33-3 and 56-7 lacerations at the hands of the Los Angeles Rams. **Frankie Albert** resigned at the end of the year.

**1959** — With **Howard W. (Red) Hickey** in charge, the 49ers were in contention all the way and **John Brodie** came into his own at quarterback when he led the team to a 21-20 upset of Cleveland. **J.D. Smith**, a converted defensive back, became the second 49er to accumulate more than 1,000 yards rushing.

**1960** — **Howard W. (Red) Hickey** saved a seemingly hopeless season when he installed his Shotgun attack and the club captured four of its last five games, including a 30-22 upset of Baltimore.

**1961** — The success of **Howard W. Hickey's** shotgun amazed the football world, especially a 49-0 victory over Detroit. Quarterback **Bill Kilmer**, a passing-running rookie from UCLA, was made to order for the new offense. When the shotgun stopped, **John Brodie** took over again in the "T" formation and had the finest season in 49er QB annals, indicating the evenness of NFL competition, the 49ers were playing for a second-place tie, plus a trip to the Runner-up Bowl at Miami, or a fifth-place position on the last day of the season. The Colts again won by three points, but 1961 will remain as one of the most exciting and interesting years in 49ers history.

**1962** — For the first time since 1956, the 49ers finished a frustrating season with more defeats than victories. In so doing, the honored adage of "it's easier to win at home than on the road," proved false — the 49ers won only one of seven at Kezar Stadium, but captured five of seven road contests.

**1963** — A multitude of injuries to key personnel started the 49ers off to a disappointing 2-12 league season. One of the victories, however, was a 20-14 upset of ultimate world champion Chicago, the only League defeat suffered by the Bears all season.

**1964** — Club chief executive **Victor P. Morabito** died of a heart attack in May. Injuries to key personnel prevented the 49ers from gaining enough offensive momentum to forge a winning season despite having one of the toughest defensive units in the League. Outstanding rookie performances by

end **Dave Parks**, quarterback **George Mira**, and linebacker **Dave Wilcox** also took some of the sting from the 4-10 record.

**1965** — Outstanding offensive performances enabled the 49ers to jump from the bottom to fourth place in the Western Division as the team led the NFL in both scoring and total offense. **John Brodie** was the most productive passer in the NFL. **Dave Parks** led the league in receiving and rookie **Ken Willard** and veteran **John David Crow**, acquired in an off-season trade, led a strong ground game. The 7-6-1 record included a season-opening 52-24 victory over the Chicago Bears, marking the most points scored by the 49ers in NFL play.

**1966** — After a somewhat slow start, the 49ers got in gear just before the midway point and became one of only two teams to beat the eventual world champion Green Bay Packers. After that, they finished with a respectable 6-6-2 record and were in the battle for second place in the Western Division until the final League game. Guard **John Thomas** and end **Dave Parks** were all-pro, and they joined guard **Howard Mudd**, center **Bruce Bosley**, fullback **Ken Willard** and linebacker **Dave Wilcox** in the Pro Bowl.

**1967** — An auspicious start (5-1) disintegrated into disappointment for the 49ers as injuries took a heavy toll and a six-game losing streak took them out of the running. Quarterback **George Mira** came off the bench to lead the squad to two season-ending victories and salvage a 7-7 record. There were bright spots however, as **John Brodie** and the 49ers were the only team to beat the power-laden Rams in a League game. Guard **Bruce Bosley** played in the Pro Bowl for the second straight season.

**1968** — Under new coach **Dick Nolan**, the 49ers posted a 7-6-1 record. The season turned on key wins over the New York Giants, 26-10, and Green Bay, 27-20. Brilliant performances by QB **John Brodie**, receiver **Clifton McNeil** and running back **Ken Willard** led a prolific offense, while defensive tackle **Charlie Krueger**, linebacker **Dave Wilcox** and defensive back **Kermit Alexander**, sparked a revitalized defense. **McNeil** and guard **Howard Mudd** were chosen All-NFL, and were joined by **Wilcox**, **Willard** and **Alexander** in the Pro Bowl.

**1969** — Beset by injuries that nearly decimated the defensive unit, the 49ers struggled through the early part of the season. They went winless in their first five games before beating Baltimore, the first time they had beaten the Colts in 13 previous games. The 49ers finished 4-8-2 and five players — **Jimmy Johnson**, **Dave Wilcox**, **Elmer Collett**, **Ken Willard** and rookie **Gene Washington** — were selected for the Pro Bowl. **Johnson** was also all-pro and winner of the Eshmont Award.

**1970** — This was the greatest year since the club became a member of the NFL in 1950. The team recorded a 10-3 record and captured the Western Division (NFC) Championship. In a season of superlatives, **John Brodie** was the NFL's "Player of the Year." **Bruce Taylor** was NFC "Rookie of the Year." Coach **Dick Nolan** was a near-unanimous choice as NFC "Coach of the Year." **Brodie**, receiver **Gene Washington**, linebacker **Dave Wilcox** and cornerback **Jimmy Johnson** were all-pro and joined tackle **Len Rohde** in the Pro Bowl.

**1971** — The 49ers forged a 9-5-0 record and won their second consecutive NFC Western Division title, clinching the crown on the final day by beating Detroit, 31-27, the identical score by which the Lions had knocked the 49ers out of championship play in 1957. The season was also the club's first in its plush new home, Candlestick Park. Center **Forrest Blue**, linebacker **Dave Wilcox** and cornerback **Jimmy Johnson** were all-pro and joined in the Pro Bowl by **Ted Kwalick**, **Gene Washington**, **Vic Washington**, **Cedrick Hardman** and **Bruce Taylor**.

**1972** — Early-season inconsistency, compounded by an injury to **John Brodie** in the fifth game of the season, cast appall on 49er prospects for a third-straight NFC Western Division title, but **Steve Spurrier** stepped in for **Brodie** and turned things around with a brilliant, poised performance. In the final quarter of the final game against Minnesota, the recovered **Brodie** relieved **Spurrier** and threw two TD passes in a 20-17 win over the Vikings. The victory clinched divisional title No. 3, but **Spurrier's** nine-game contribution was the key. Center **Forrest Blue**, defensive back **Jimmy Johnson**, tight end **Ted Kwalick**, wide receiver **Gene Washington** and linebacker **Dave Wilcox** were all-pro selections.

**1973** — In what was both a disappointing and significant year, the 49ers were 5-9 after tackling the NFL's toughest schedule, a rash of key injuries and an unsettled quarterback situation. It also marked the end of the brilliant careers of quarterback **John Brodie** and defensive tackle **Charlie Krueger**, both of whom retired at year's end. Center **Forrest Blue** and **Dave Wilcox** were all-pro and joined in the Pro Bowl by **Ted Kwalick**, **Woody Peoples** and **Tom Wittum**.

**1974** — The 49ers used five different quarterbacks after an injury to starter **Steve Spurrier**, a week before the season opened, sidelined him for most of the year. After winning the first two games, the club lost a team-record seven straight and then closed with a rush, winning four of its last five to finish the season 6-8. Running back **Wilbur Jackson** was named The Sporting News "Rookie of the Year" and

was named to the NFL All-Rookie team along with quarterback **Tom Owen** and defensive back **Mike Holmes**. Center **Forrest Blue** and punter **Tom Wittum** were All-NFC and selected for the Pro Bowl along with **Jimmy Johnson**. A knee injury forced perennial all-pro linebacker **Dave Wilcox** to retire after a brilliant 11-year career with the 49ers.

**1975** — A strong defensive performance throughout the season couldn't offset an erratic offense troubled by an unsettled quarterback situation and a rebuilding offensive line. High point of the 5-9 season was a 24-23 win over Los Angeles to end a 10-game losing streak to the Rams. At season's end, defensive end **Cedrick Hardman** was the club's first-ever two-time Eshmont Award winner.

**1976** — A turnaround year for the 49ers as the team, under coach **Monte Clark**, posted an 8-6 record, their first winning season since 1972. With new quarterback **Jim Plunkett** at the controls, the 49ers got off to their best start ever (6-1), before hitting a mid-season four-game losing streak knocking the club out of playoff contention. The season saw the emergence of a powerful defensive unit that led the league in quarterback sacks with 61. **Delvin Williams** set a 49ers single-season rushing record with 1,203 yards. **Tommy Hart** was named all-pro and played in the Pro Bowl along with **Williams**, **Cleveland Elam**, and **Dave Washington**. Center **Randy Cross** was an All-Rookie team selection. **Tommy Hart** became a two-time winner of the Eshmont Award and cornerback **Jimmy Johnson** retired after a brilliant 16-year career with the 49ers.

**1977** — In the 32nd year of their existence, the 49ers began an all new era. On March 31, 1977, the club became the property of **Edward J. DeBartolo, Jr.**, and came under the guidance of **Joe Thomas** as general manager. The changeover was made more dramatic because the San Francisco 49ers were one of the few NFL franchises which had never previously changed ownership or location. On the field, under Coach **Ken Meyer**, the 49ers ran hot and cold. The club lost its first five games, then won five of the next six before dropping the final three contests to finish 5-9. Strong safety **Mel Phillips** was named winner of the coveted Eshmont Award. **Cleveland Elam** was selected all-pro and played for the NFC in the Pro Bowl.

**1978** — The 49ers suffered through their longest season as the club fell to 2-14 and three coaches were hired and fired in less than 12 months. First **Pete McCulley** departed after nine games with a 1-8 record, and his replacement, **Fred O'Conner**, was let go at the end of the year as the team won just one of its final seven contests. **Bill Walsh** was hired as the new coach and general manager. Running back **Paul Hofer**, who replaced **D.J. Simpson** when the newly-acquired star went to the sidelines for the year with a shoulder injury, was named recipient of the Len Eshmont award.

**1979** — The 49ers suffered through their second consecutive 2-14 season, but there were several indications of improvement. San Francisco went from virtually the worst ranked offensive team in the League in '78 to one of the most productive in '79, ranking first in passing offense in the NFC and sixth in total offense in the NFL. Running back **Paul Hofer** again was the Len Eshmont Award recipient and individual leader, racking up 615 yards rushing and an additional 662 yards receiving on 58 catches in only seven starts. Quarterback **Steve DeBerg** broke **Fran Tarkenton's** NFL record for completions by connecting on 347 passes. Kicker **Ray Wersching** set a club record with an 83.3 field goal percentage, and also led the league with that mark. **O.J. Simpson** retired from the 49ers and the NFL, finishing as the second leading rusher of all time with 11,236 yards.

**1980** — In their second season of the **Bill Walsh** era, the 49ers showed gradual improvement in their rebuilding program. A three-game winning streak to open the season, combined with a three-game victory string from Week 12 through Week 14 enabled the Niners to post a 6-10 season, tripling the number of victories from each of the previous two 2-14 campaigns. Week 14 was a day when the 49ers made NFL history. That Dec. 7, in Candlestick Park, the 49ers overcame a 35-7 halftime deficit against the New Orleans Saints to win in overtime, 38-35. The 28-point comeback was the biggest comeback in NFL history. End **Jim Stuckey** and punter **Jim Miller** were named to All-Rookie teams, while another rookie, fullback **Earl Cooper**, led the NFC in receptions with a team-record 83, the most catches ever by an NFL rookie. **Dwight Clark** caught 82 passes to break the team wide receiver mark, and **Joe Montana** set the club passing percentage record at .645 with 176 completions in 273 attempts.

**1981** — It was a year of firsts and bests for the 49ers in 1981. In his third season as head coach and general manager, **Bill Walsh** guided San Francisco to: a 16-3 record (best 1981 record in the League, fourth best in NFL history), and best ever for the 49ers), the NFC Western Division title (first since '72), the NFC Championship crown (first ever for the 49ers), and the World Championship/Super Bowl XVI win (first ever for the 49ers). **Walsh** was named to every possible NFC Coach-of-the-Year award and to all seven NFL Coach-of-the-Year honors, while six 49ers were named to the Pro Bowl — **Dwight Clark**, **Randy Cross**, **Joe Montana**, **Fred Dean**, **Ronnie Lott**, and **Dwight Hicks**). Three San Francisco players were selected to all-pro teams as recognized by the NFL — **Cross**, **Lott** and **Dean**. **Montana**, who led the NFC in passing in '81, was named MVP of Super Bowl

XVI (for leading his team to a 26-21 win over the Cincinnati Bengals of the AFC). **Dean** was picked UPI NFL Defensive Player-of-the-Year, NFL Outstanding Defensive Lineman-of-the-Year (NFL Players Association), and NFC Defensive Player-of-the-Year (Kansas City Committee of the 101). San Francisco opened and closed the season in Pontiac, Mich., in drastically different styles. The 49ers lost two of their first three games of 1981, including that season opener on the road against Detroit, then ran off seven wins — before a loss to Cleveland 15-12 — and ran off eight more wins (including playoffs, the NFC Championship, and Super Bowl XVI). The 49ers won 15 of their last 16 games, beat five opponents twice — including all three postseason foes — and became the first team since Chicago in 1945-46-47 to go from the worst NFL record (2-14 in 1979) to the league's best (13-3 in '81) in just three seasons. All this happened with three rookies (**Carlton Williamson**, **Eric Wright**, and **Lott**) starting in the defensive secondary. Those three rookies, along with **Montana**, **Clark**, **Cross**, **Freddie Solomon**, and **Hicks**, combined with "old veterans" **Dean** and **Jack "Hacksaw" Reynolds** formed a nucleus of world championship vintage.

**1982** — As defending world champions, the San Francisco 49ers did not enjoy the 1982 season... but then, not many NFL fans, coaches and players throughout the League did either (except maybe in Washington, where the Redskins were Super Bowl XVII champs). The Niners fell to 3-6 and missed out on the playoffs. In the strike-shortened season, San Francisco went winless at home (0-5) but did manage a 3-1 road record (the Niners were 0-2 prior to the 57-day players' strike and 3-4 following it). **Dwight Clark** had an outstanding season, leading the NFL with 60 receptions and being named consensus all-pro (and NFL Player-of-the-Year by Sports Illustrated). **Keena Turner** (2nd team all-pro), **Ronnie Lott** (Pro Bowl), **Randy Cross** (Pro Bowl), **Dwight Hicks** (Pro Bowl), **Keith Fahnhorst**, and **Joe Montana** (NFL record for five straight +300-yard passing games) were bright spots in an otherwise disappointing season.

**1983** — For the second time in three seasons, San Francisco played in the NFC Championship Game. The '83 49ers were 10-6 (3rd best regular season victory total in club history) and Western Division Champions (5th time since 1970, 2nd time since 1981). In the playoffs, San Francisco squeezed past Detroit, 24-23, but lost to Washington, 24-21, in the NFC Championship contest. Individual standouts included: **Joe Montana** (the League's No. 1 all-time QB entering the 1984 season), **Ronnie Lott** (making his third Pro Bowl appearance in as many years), **Fred Dean** (leading the NFC in sacks with 17 $\frac{1}{2}$ ), **Dwaine Board** (second in sacks with 13), **Eric Wright** (team leader in interceptions with seven...two for scores), **Dwight Clark** (team leader with 70 receptions and eight TDs), **Freddie Solomon** (club record 21.4 yards per catch), **Ray Werschling** (team record 126 points, including a perfect 51 of 51 PATs), offensive linemen **Randy Cross**, **Keith Fahnhorst**, and **John Ayers**, running backs **Roger Craig** (752 yards rushing, 427 receiving) and **Wendell Tyler** (856 rushing yards, 285 receiving), and NFL All-Rookie Team pick **Riki Ellison** (two interceptions in the playoffs).

**1984** — The 49ers experienced the most successful regular season in NFL history by winning a League record 15 games, including all eight road contests — setting yet another NFL standard. The Niners broke 14 team records in '84, while becoming the first NFC team to sweep all of its conference games, and the first NFC West unit to win all contests within the division. Led by **Roger Craig** and **Joe Montana**, San Francisco capped the year by routing the Miami Dolphins in Super Bowl XIX, 38-16. The win was the 18th victory of the '84 campaign, establishing an NFL standard for wins in a single season (including playoffs). San Francisco scored a team-record 475 points. The 49ers defense was the stingiest in the NFL in '84, allowing a League low 227 points scored. Honors were numerous, including Pro Bowl recognition for 10 of **Bill Walsh's** charges — **Montana**, **Wendell Tyler**, **Keith Fahnhorst**, **Randy Cross**, and **Fred Quillian** on offense and **Dwight Hicks**, **Ronnie Lott**, **Carlton Williamson**, and **Eric Wright** (the entire Niners' secondary), and **Keena Turner** on defense.

**1985** — At 10-6, San Francisco qualified for postseason play for the fourth time since 1981. Offensively, **Roger Craig** and **Jerry Rice** emerged as potent weapons in the attack. **Craig** became the first NFL player to surpass 1,000 yards rushing and receiving in the same season. **Rice** was named NFC Rookie-of-the-Year and set the team record for first-year players with 927 receiving yards. The defense experienced the influx of four new starters in '85 (NT **Michael Carter**, LB **Todd Shell**, LB **Michael Walter**, and DE **John Hartly**). **Carter** won a berth on the Pro Bowl team, as did defensive backs **Eric Wright** and **Carlton Williamson**.

**1986** — The 49ers captured their fourth NFC Western Division title since 1981.

Offensively, the team was led by all-pro wide receiver **Jerry Rice**, who paced the NFL with 1,570 receiving yards and 15 touchdowns. Those marks established club standards in addition to Rice's team-record 16 total scores.

The defense managed 49 takeaways, tying the Kansas City Chiefs for NFL leadership. San Francisco's 39 interceptions and 578 return yards set team records, while five scores on pick-off returns tied another club mark. **Ronnie Lott** tied **Dave Baker's** 1960 team record with 10 interceptions.

The output by young players was vital due to major injuries suffered by many starting veterans. San Francisco made 20 roster moves during the season, shuffling players in and out of action. Quarterback **Joe Montana** missed Weeks 2-9 due to back surgery, for example, while backup signal-caller **Jeff Kemp** did not play weeks 8-11 due to a hip injury.

**1987** — The San Francisco 49ers marched to an NFL regular season best 13-2 record. It marked a League-leading third time in the decade of the '80s that the team either tied or posted the best won-loss percentage during the regular season. San Francisco led the NFL with 5,987 total yards, and was best among League defenders allowing 4,095 total yards. It was the first time in Niners' history that the team led the League in fewest total yards allowed.

**Jerry Rice** set NFL records with 22 receiving touchdowns and scoring receptions in 13 consecutive games. The durable wide-out received postseason Most Valuable Player awards from nearly every news agency and sports publication.

**Joe Montana** won the first NFL passing title of his nine-year career and set a team record with 31 touchdown passes. **Ronnie Lott**, **Montana** and **Rice** were joined by nose tackle **Michael Carter** and running back **Roger Craig** on the NFC squad in the 1988 Pro Bowl.

**1988** — The 49ers climaxed their 1988 season in thrilling fashion with a dramatic touchdown drive in the waning seconds of Super Bowl XXIII. **QB Joe Montana's** 10-yard scoring toss to **WR John Taylor** with :34 remaining in the contest gave the Niners their third Super Bowl win of the decade, and the rights to the title "team of the 1980's."

The world championship game against the Cincinnati Bengals was a microcosm of the entire '88 campaign. San Francisco opened the year strong with a 5-2 record, but by Week 12 were 6-5, two games out of first place with only five contests to play.

That week's victory over Washington launched a four-game winning streak that resulted in the Niners moving up from third to first place in the NFC West standings and earning a third consecutive NFC Western Division title. Along the way to closing out the year, **RB Roger Craig** broke the team's single season rushing record (finishing with 1,502 yards) and **K Mike Cofer** established new Niners' single season standards for field goals attempted (38) and three-pointers made (27).

**Jerry Rice** went on to a playoff tear that included: an NFL postseason record-tying three touchdown receptions against Minnesota; a **Montana-to-Rice** battery hooked-up on first half touchdowns of 61 and 27 yards at Chicago; and concluded with a Super Bowl XXIII MVP performance of 11 receptions for a Super Bowl record 215 yards and a touchdown.

Defenders **S Ronnie Lott**, **DE Charles Haley**, **NT Michael Carter**, along with **Rice**, **Taylor**, and **Craig** were selected to the Pro Bowl.

**1989** — **George Seifert** was named head coach of the San Francisco 49ers just four days after the team had won its third world championship under retiring head man **Bill Walsh**. **Seifert's** quest for the title was tasted early and often as the 49ers endured nail-biting wins at Indianapolis (30-24) and Tampa Bay (20-16) to open the season. **Joe Montana** threw for 428 yards and five touchdowns, including a team-record four TD tosses in the fourth quarter resulting in a 10-point victory (38-28) in Philadelphia.

San Francisco split a pair of divisional contests in Weeks 4-5, losing to the L.A. Rams before defeating New Orleans. Due to elbow and knee injuries, **Montana** played only two quarters the next three games. However, under the direction of **QB Steve Young**, the team scored victories at Dallas (31-14), vs. New England (37-20), and at the N.Y. Jets (23-10).

Impressive victories over New Orleans (31-13) and Atlanta (45-3) opened the month of November, but the team's winning streak was stopped at six by a determined Green Bay Packers' squad (21-17). The 49ers, however, rebounded and turned back the Giants with 10 points in the final period, for a 34-24 win. The team then beat the Falcons 23-10, in Atlanta.

San Francisco's next opponent, the arch-rival Rams, were two games behind the front-running 49ers. The Rams jumped out to a 17-0 first quarter lead; by the fourth quarter L.A. had a 27-10 margin. However, the 49ers made the most inconceivable, yet awe-inspiring, comeback in many a season by rallying to win 30-27.

San Francisco closed out the regular season with impressive home victories against Buffalo (21-10) and Chicago (26-0). **K Mike Cofer's** four placements against the Bears gave him 29 field goals on the season, establishing a team record. **Cofer's** 136 points topped the League.

The shutout of the Bears was the first for San Francisco since the finale of the '87 regular season (48-0 vs. Rams). The defensive unit was the third stingiest (Denver - 226, N.Y. Giants 252), allowing only 253 points in '89, and ranked fourth in total yardage surrendered. **S Ronnie Lott**, who set career

team standards for interceptions (48) and interception return yardage (617), **CB Don Griffin**, and **Cofer** were selected All-NFC. **Lott** was voted to play in his eighth Pro Bowl.

Under first-year offensive coordinator **Mike Holmgren**, the Niners accumulated more yardage than any other NFL team. **WRs Jerry Rice** and **John Taylor**, **RB Roger Craig**, **Guy McIntyre**, and **QB Montana** were 1990 Pro Bowl participants. **Rice's** 1,483 receiving yards paced the League. **Craig** exceeded 1,000 yards rushing for the second consecutive season, and running mate **FB Tom Rathman** led NFC running backs with 73 receptions.

**Montana** had the best season of his eleven-year career. A consensus player-of-the-year, **Montana's** 112.4 quarterback rating set an NFL single season record. **Montana** was selected by his teammates as the '89 recipient of the Len Eshmont Award, given annually to the Niner who best exemplifies courageous and inspirational play.

Fueled by **Rice's** 72-yard first quarter catch-and-run for a score, the 49ers exploded for 27 first half points and cruised to a 41-13 victory against Minnesota in their opening '89 playoff contest.

The 49ers faced Los Angeles in the NFC Championship Game. The Niners started slowly, however, two long second quarter scoring drives and a touchdown set up by an interception, gave San Francisco a 21-3 lead at intermission. **Cofer's** three field goals cushioned San Francisco's lead as the team advanced to Super Bowl XXIV with a satisfying 30-3 win.

The 49ers displayed optimal performance at the highest level of competition while securing their second consecutive world championship. The resounding 55-10 defeat of the Denver Broncos in Super Bowl XXIV was a convergence of talent and technique, planning and purpose. San Francisco tied or set nearly 40 Super Bowl records, and **Montana** was honored with the game's MVP award for an unprecedented third time.

**1990** — The Niners finished their 41st season in the National Football League with an NFL-best 14-2 mark and came within four seconds (in a 15-13 loss to the NY Giants) of earning their third consecutive trip to the Super Bowl.

In addition to recording the NFL's best won-loss mark for the second straight season (14-2), the 49ers captured the NFC Western Division title for the fifth consecutive year and the eighth time since 1981 ('81, 1983-84, & 1986-90). **San Francisco** claimed its 11th Division crown since the NFL/AFL merger of 1970, more than any NFC Western Division opponent (the Rams are second with eight), and second most in NFL history (behind Miami's 13 AFC East titles).

The 49ers appeared in the NFL's postseason playoffs for the eighth straight campaign (1984-90), and made their sixth NFC Championship Game appearance over a 10-year span (1981, 1983-84, 1988-90).

**San Francisco** opened the 1990 season with a team-record 10 consecutive victories. The 49ers also posted an 8-0 mark on the road, giving them the longest road winning streak in League history (19 games, including postseason) heading into '91.

The 49ers also earned an NFL-best seventh straight double-digit win season, and a League-best eighth consecutive 10-win-or-better campaign in as many full seasons (1982 was a strike-shortened nine-game slate). In addition, the locals became the first team in NFL history to win 14-or-more games in three seasons (15-1 in 1984, 14-2 in '89, and 14-2 in '90).

**QB Joe Montana** and **WR Jerry Rice** again formed one of the most prolific aerial combinations in pro football. **Montana**, who was named 1990 Sportsman-of-the-Year by *Sports Illustrated*, finished his 12th NFL season by throwing for a team-record 3,944 yards. He also tossed 26 touchdown passes (second in the NFC), and finished as the third highest rated quarterback in the Conference.

On the receiving end of many of those **Montana** passes was **Rice**, who became only the fourth player in League history to reach the century mark in receptions for a single season. **Rice** hauled in 100 passes for 1,502 yards and 13 TDs, and earned his fifth consecutive trip to the Pro Bowl. In one of the most memorable performances of the season (if not team history), **Rice** tied an NFL record with five TD receptions in a 45-35 victory at Atlanta, October 14.

The defensive side of the ball was led by **LB/DE Charles Haley's** 58 tackles and an NFC-high 16 sacks. For his efforts, the fourth-year player from James Madison University was named as a starter in the 1991 Pro Bowl. **LB Bill Romanowski** led the team in tackles with 79, while **CB Darryl Pollard** registered 74, including a team-high 72 solo stops.

A number of all-time club records also fell by the wayside in '90. **Montana** slipped past **QB John Brodie** to take over the career passing lead (34,998 yards), while **RB Roger Craig** became the all-time team record holder in career receptions with 508, moving ahead of **WR Dwight Clark's** total of 506.

The **49ers** placed five players on the 1991 NFC Pro Bowl squad, four as starters. Representing the **49ers** were **Haley**, **Rice**, **S Ronnie Lott**, and **G Guy McIntyre**, while **QB Joe Montana**, selected as a starter, was unable to participate because of a finger injury suffered in the NFC Championship Game.

**1991** — It was a classic case of "too little...too late" for the **San Francisco 49ers** in 1991.

After losing six of their first 10 games by a total of 26 points, the **Niners** won their remaining six contests (by a total of 95 points) but missed the playoffs for the first time since 1982.

The **49ers** finished the 1991 campaign in impressive fashion during that final six-game span, with a margin of victory that averaged almost 16 points. During that final six-game span, the **Niners** defeated three playoff teams (New Orleans, Kansas City, and Chicago) while averaging 31.5 points per game in the process.

At 10-6, **San Francisco** earned an NFL-best ninth straight double-digit win season...and a League-best 10th consecutive 10-win-or-better campaign in as many full seasons (since 1982 was a strike-shortened nine-game slate). In addition, the team's 7-1 mark at Candlestick Park tied a club record for most regular season victories at home (a mark set in 1981 and equaled in 1984).

**WR Jerry Rice** continued to register his place in club, Conference, and League history, taking over the club's career receiving record with 525 catches. He also extended his team marks for receiving yardage (9,072), total TDs (97), and receiving TDs (93). His 93 aerial scores rank him third among all-time NFL receivers, behind Steve Largent (100) and Don Hutson (99).

**Rice** finished the campaign as the No. 3 pass catcher in the NFC with 80 receptions and 1,206 yards, surpassing 1,000 receiving yards for a club-record sixth consecutive season; and he led the NFL with 14 TD receptions.

**QB Steve Young** won the NFL passing title, despite missing six games due to a knee injury. **Young**, who passed for 2,517 yards and 17 TDs, finished with a 101.8 rating, besting Washington's **Mark Rypien** (97.9) for the title.

When **Young** was injured (11-3 at Atlanta), **QB Steve Bono** (1,617 yards, 11 TDs) came off the bench to rally the team to five consecutive victories. He placed fourth in the NFL passing race at 88.5.

Third-year **RB Keith Henderson** finished with a team-high 561 yards rushing, while **K Mike Coler**'s 91 points led the **49ers** in scoring. **Dexter Carter**, **Henderson**'s backfield mate etched his name in team annals with a 98-yard kickoff return vs. New Orleans (12-1).

On the defensive side of the ball, **S Dave Waymer** finished as the leader in total tackles (86), solo tackles (77), interceptions (4), interception return yards (78), and passes defended (16); and tied **CB Kevin Lewis** for the lead in forced fumbles (3).

**LB-DE Charles Haley** and **DE Larry Roberts** each posted seven sacks, while **CB Don Griffin**'s 99-yard fumble return against the Bears (12-23) set a team record and was the third longest return in League history.

The **49ers** finished the '91 season with the highest rated offense in the NFC and a No. 3 ranking in the League. In pass yardage, San Francisco led the Conference and trailed only Houston in the NFL rankings.

The **49ers** also paced the NFC in first downs (336) and finished second in third down conversions (47.7 percent).

Defensively, **San Francisco** ranked fifth in the NFC and sixth in the NFL. The squad was fourth against the rush and eighth versus the pass in the final Conference standings.

**San Francisco** placed three players on the 1992 NFC Pro Bowl squad, two as starters, as **WR Jerry Rice**, **Guy McIntyre**, and **LB-DE Charles Haley** were all selected (**Rice** and **McIntyre** as starters). It was the sixth time in **Rice**'s seven-year career that he was selected to play in the islands. **McIntyre** and **Haley** were each selected for the third time.

During 1991, three **49ers** were chosen as the NFL Player-of-the-Week. **QB Steve Young** was the first, earning the honor for his October 20 performance vs. the Detroit Lions. In that game, **Young** threw for a team-record 18 of 20 (90%) for 237 yards and two TDs, leading the team to a 35-3 win over the eventual NFC Central champs. He also won the NFL's Player-of-the-Month award for October.

**QB Steve Bono** was next, capturing the award for his performance (27 of 41, 347 yards, three TDs) vs. New Orleans, December 1. The following week at Seattle, **WR John Taylor** caught seven passes for 113 yards and the game-winning TD to earn the League's weekly honor.

**Taylor** was also selected by his teammates as the 37th recipient of the Len Eshmont Award, the **49ers'** most prestigious annual honor.

**S Dave Waymer** was named by his teammates as the winner of the annual Ed Block Award for his unusual courage on the field.

In addition, **CB Kevin Lewis** was selected for the NFL's "Extra Effort" award for October. The award, which was established this season by Commissioner Paul Tagliabue, is presented monthly to an NFL player who goes out of his way to make a contribution to his community.

**1992** — The **San Francisco 49ers** continued their winning tradition as they once again posted the NFL's best regular season record.

Although **San Francisco** fell one game short of Super Bowl XXVII, it showed once again why it is considered the model organization in the NFL. Aside from finishing with the League's best regular season win-loss record (14-2), the **49ers** won their sixth NFC Western Division title in seven years, and advanced to the NFC Championship Game for the second time in three seasons.

Not bad for a team that entered training camp with five new assistant coaches, and faced a schedule that included Super Bowl XXVI participant Buffalo, three '91 division champions, five playoff teams from the previous campaign, and more than 40,000 miles of travel.

In the NFC divisional playoffs, the **49ers** defeated defending Super Bowl Champion Washington (20-13), advancing to the Championship Game for the seventh time in 12 seasons. However, the following week in the NFC Championship Game at Candlestick Park, **San Francisco** fell to Dallas, 30-20.

At 14-2, the **Niners** earned an NFL record 10th straight double-digit win season and a League-best 11th consecutive 10-win-or-better campaign in as many full regular seasons (since 1982 was a strike-shortened nine-game slate). It also was the third time in the last four years that **San Francisco** posted the League's best win-loss mark. Additionally, the team's 7-1 record at Candlestick Park tied a club record for most regular season home victories (a mark set in 1981, and equaled in 1984 and '91).

**WR Jerry Rice** continued to etch his name in football history, becoming the NFL's all-time touchdown reception leader with 103. He tied Steve Largent's mark of 100 in Game 12 against the Philadelphia Eagles (Nov. 29), then broke the record the following week vs. the Miami Dolphins (Dec. 6). **Rice** also set a team record for consecutive games with at least one pass reception (11), and extended his team marks for career receiving yardage (10,273) and total TDs (108). Additionally, **Rice** established an NFL mark for most postseason TD receptions with his 13th playoff scoring catch, a five-yarder from **QB Steve Young** in the NFC Championship Game (Jan. 17). He finished the campaign as the No. 3 pass receiver in the NFC with 84 catches and 1,201 yards, surpassing 1,000 receiving yards for a club-record seventh consecutive season (tying the NFL record).

**QB Steve Young**, who harvested a total of 34 awards, including the NFL's Most Valuable Player Award, won the NFL passing title for the second straight year, finishing an amazing 16.3 points ahead of his closest competitor. **Young**, who passed for 3,465 yards and 25 TDs, finished with a 107.0 rating. Following his 101.8 rating in 1991, it marked the first time in League history that anyone has posted back-to-back seasons with ratings higher than 100 each year.

Sidelined for nearly two seasons with an elbow injury, **QB Joe Montana** made a most anticipated return to action in the season finale vs. Detroit (Dec. 28) before a sellout crowd and a Monday night television audience. Appearing in the second half against the Lions, **Montana** completed 15 of 21 passes for 126 yards and two TDs. Most of his playing time came in a driving rainstorm.

**RB Ricky Walters** gained 1,013 yards to establish a team rushing record for first-year backs. **Walters** went over the century mark in rushing yards four times during the '92 campaign. Additionally, he caught 43 passes and scored 11 TDs (nine rushing, two receiving). **K Mike Cofer's** 107 points led the **49ers** in scoring for the fifth consecutive year. **Cofer** is the first player in team history to register four 100-plus points seasons. Plan B signee **Marc Logan** posted team highs in kickoff returns (22) and kickoff return yardage (478), while free agent **CB Alan Grant** had a team-leading 29 punt returns.

On the defensive side of the ball, linebacking led the charge as **Bill Romanowski** finished as the leader in total tackles (80) and assists (15). **Mike Walter** (67 solo stops) and **Tim Harris** (17 sacks for 116 yards) also led defensive categories. **Harris'** sack total tied for second in the NFL with San Diego's Leslie O'Neal (17), behind Clyde Simmons of Philadelphia (19).

**CB Don Griffin** paced the defensive backfield with five interceptions and 19 passes defended.

The **49ers** finished the 1992 season with the highest rated offense in the NFL, averaging 387.2 yards per game. The team also set the standard for the NFC in passing yardage with its 242.5 yards per game.

Fans at Candlestick saw the **Niners** rewrite part of the team's record book in '92 as they set team marks for total offense (598 yards) vs. the Buffalo Bills (Sept. 13) and points (56) in their win over the Atlanta Falcons (56-17, Oct. 18).

**San Francisco** placed seven players on the 1993 NFC Pro Bowl squad, including four starters and five first-time participants: **WR Jerry Rice**, **G Guy McIntyre**, **DT Pierce Holt** and **QB Steve Young** were all named as starters. **TE Brent Jones**, **RB Ricky Walters**, and **T Steve Wallace** were also selected. It was the seventh time in **Rice's** eight-year career that he was selected to play in the islands, and **McIntyre** was named for the fourth time, while the others made their first visits.

# 49ers' All-Time Roster — 1946-92

\*Indicates player was 49ers draft choice.

— A —

Abramowicz, Danny, WR, Xavier (Ohio), 1973-74  
Albert, Frank, QB, Stanford, 1946-52  
Aldridge, Ben, HB, Oklahoma State, 1952  
Aldridge, Jerry, RB, Angelo State, 1980  
Alexander, Kermit, HB, UCLA, 1963-69  
Allen, Nate, CB, Texas Southern, 1975  
Anderson, Terry, WR, Bethune-Cookman, 1980  
Anderson, Tim, S, Ohio State, 1975  
Arenas, Joe, HB, Omaha, 1951-57  
Asmus, Jim, P, Hawaii, 1987  
Atkins, Bill, HB, Auburn, 1958-59  
Atkins, Dave, RB, Texas-EI Paso, 1973  
Audick, Dan, T-G, Hawaii, 1981-82  
Ayers, John, G, West Texas State, 1976-86

— B —

Babb, Gene, FB, Austin, 1957-58  
Babcock, Harry, E, Georgia, 1953-55  
Bahnsen, Ken, FB, North Texas State, 1953  
Barh, Matt, K, Penn State, 1981  
Baker, Dave, HB, Oklahoma, 1959-61  
Baker, Wayne, DT, Brigham Young, 1975  
Balatti, Ed, E, Oakland High (Calif.), 1946-48  
Baldassin, Mike, LB, Washington, 1977-78  
Baldwin, John, C, Centenary, 1947  
Banaszek, Cas, T, Northwestern, 1967-77  
Banducci, Bruno, G, Stanford, 1946-54  
Barber, Mike, WR, Marshall, 1989  
Barnes, Larry, FB, Colorado, 1957  
Barrett, Jean, T, Tulsa, 1973-80  
Barton, Harris, T, North Carolina, 1987-92  
Bassi, Dick, G, Santa Clara, 1946-47  
Beach, Sanjay, WR, Colorado State, 1991  
Beals, Alyn, E, Santa Clara, 1946-51  
Beard, Ed, LB, Tennessee, 1965-72  
Beasley, Terry, WR, Auburn, 1972-75  
Beatty, Ed, C, Mississippi, 1955-56  
Beeson, Terry, LB, Kansas, 1982  
Beisler, Randy, G-T, Indiana, 1969-74  
Belsler, Ceasar, LB, Arkansas AM&N, 1974  
Belk, Bill, DE, Maryland State, 1968-74  
Benjamin, Guy, QB, Stanford, 1981-83  
Bentz, Roman, T, Tulane, 1948  
Berry, Rex, HB, Brigham Young, 1951-56  
Bettiga, Mike, WR, Humboldt State, 1973  
Beverly, Ed, WR, Arizona State, 1973  
Black, Stan, DB, Mississippi State, 1977  
Blackmore, Richard, CB, Mississippi State, 1983  
Blount, Ed, QB, Washington State, 1987  
Blue, Forrest, C, Auburn, 1968-74  
Board, Dwaine, DE, North Carolina A&T, 1979-87  
Boatswain, Harry, T, New Haven, 1991-92  
Bollinger, Brian, G, North Carolina, 1992  
Bono, Steve, QB, UCLA, 1989-92  
Boone, J.R., HB, Tulsa, 1952  
Bosley, Bruce, C-G, West Virginia, 1956-68  
Bouza, Matt, WR, California, 1981  
Bowles, Todd, S, Temple, 1991  
Boyd, Elmo, WR, Eastern Kentucky, 1978  
Boykin, Greg, FB, Northwestern, 1978  
Bradley, Ed, LB, Wake Forest, 1977-78  
Braggonier, Dennis, DB, Stanford, 1974  
Bregel, Jeff, G, USC, 1987-89  
Bristol, John, S, Waynesburg, 1979  
Britt, Charlie, HB, Georgia, 1964  
Brock, Clyde, T, Utah State, 1963  
Brockhaus, Jeff, K, Missouri, 1987  
Brodie, John, QB, Stanford, 1957-73  
Brooks, Chet, DB, Texas A & M, 1988-90  
Brown, Dennis, DE, Washington, 1990-92  
Brown, Hardy, LB, Tulsa, 1951-56

Brown, Pete, C, Georgia Tech, 1953-54  
Brown, Ray, RB, South Carolina, 1987  
Browner, Keith, LB, USC, 1987  
Bruce, Gail, E, Washington, 1948-52  
Bruer, Bob, TE, Mankato State, 1979-80  
Brumfield, Jackson, E, Southern Mississippi, 1954  
Bruney, Fred, HB, Ohio State, 1953, 1956  
Bryant, Bob, T, Texas Tech, 1946-49  
Bull, Scott, QB, Arkansas, 1976-78  
Bungarda, Ken, T, Missouri, 1980  
Bunz, Dan, LB, Long Beach State, 1978-84  
Burke, Don, LB, USC, 1950-54  
Burke, Vern, E, Oregon State, 1965  
Burns, Mike, DB, USC, 1977  
Burt, Jim, NT, Miami (Fla.), 1989-91  
Butler, John, S, Principia, 1987

— C —

Calhoun, Mike, DT, Notre Dame, 1980  
Calvelli, Tony, C, Stanford, 1949  
Campbell, Carter, LB, Weber State, 1970  
Campbell, Marion, T, Georgia, 1954-55  
Campora, Don, T, Pacific, 1950, 1952  
Canley, Sheldon, RB, San Jose State, 1991-92  
Carapella, Al, T, Miami (Fla.), 1951-55  
Carpenter, John, T, Michigan, 1949  
Carr, Earl, RB, Florida, 1978  
Carr, Eddie, HB, Olney High (Pa.), 1947-49  
Carr, Paul, LB, Houston, 1955-58  
Carter, Dexter, RB, Florida State, 1990-92  
Carter, Michael, NT, Southern Methodist, 1984-92  
Casanega, Ken, HB, Santa Clara, 1946, 1948  
Casey, Bernie, E, Bowling Green, 1961-66  
Cason, Jim, HB, LSU, 1948-52, 1954  
Cassara, Frank, FB, St. Mary's, 1954  
Cathcart, Royal, HB, Santa Barbara State, 1950  
Cathcart, Sam, HB, Santa Barbara State, 1949-50, 1952  
Cavanaugh, Matt, QB, Pittsburgh, 1983-85  
Ceresino, Gordy, LB, Stanford, 1979  
Cerne, Joe, C, Northwestern, 1965-67  
Chapple, Jack, LB, Stanford, 1965  
Cherry, Tony, RB, Oregon, 1966-87  
Choma, John, G-C, Virginia, 1981-83  
Churchman, Ricky, S, Texas, 1980-81  
Clark, Bryan, QB, Michigan State, 1982-83  
Clark, Don, G, USC, 1948-49  
Clark, Dwight, WR, Clemson, 1979-87  
Clark, Mario, CB, Oregon, 1984  
Clark, Mike, DE, Florida, 1982  
Clark, Monte, T, USC, 1959-61  
Cline, Tony, DE, Miami (Fla.), 1976  
Cochran, Mark, T, Baylor, 1987  
Cofe, Mike, K, North Carolina State, 1988-92  
Colchico, Dan, E, San Jose State, 1960-64-67  
Collett, Elmer, G, San Francisco State, 1967-72  
Collie, Bruce, T-G, Texas-Arlington, 1985-89, 1992  
Collier, Floyd, T, San Jose State, 1948  
Collier, Tim, CB, East Texas State, 1982-84  
Collins, Glen, DE, Mississippi State, 1987  
Collins, Greg, LB, Notre Dame, 1975  
Collins, Ray, T, LSU, 1950-52  
Comeaux, Darren, LB, Arizona State, 1987  
Conlee, Gerry, C, St. Mary's, 1946-47  
Connell, Mike, P, Cincinnati, 1978  
Conner, Clyde, E, Pacific, 1956-63  
Connolly, Ted, G, Santa Clara-Tulsa, 1954, 1956-62  
Cooke, Bill, DE, Massachusetts (Amherst), 1976  
Cooper, Bill, FB, Muskingum, 1961-64  
Cooper, Earl, FB-TE, Rice, 1980-85  
Cooper, George, LB, Michigan State, 1987  
Cordileone, Lou, G-LB, Clemson, 1961  
Cornelius, Charles, DB, Bethune Cookman, 1979-80

- Courtney, Matt, S. Idaho State, 1987  
 Cousineau, Tom, LB, Ohio State, 1986-87  
 Cowlings, Al, DE, USC, 1979  
 Cox, Greg, S, San Jose State, 1988, 1990-91  
 Cox, James, G, Stanford, 1948  
 Craig, Roger, RB, Nebraska, 1983-90  
 Crawford, Derrick, WR, Memphis State, 1986  
 Cribbs, Joe, RB, Auburn, 1986-87  
 Crist, Chuck, DB, Penn State, 1978  
 Cross, Bob, T, Kilgore J.C., 1956-57  
 Cross, Randy, G-C, UCLA, 1976-88  
 Crow, John David, HB, Texas A&M, 1965-68  
 Crowe, Paul, HB, St. Mary's, 1948  
 Crowell, Otis, T, Hardin-Simmons, 1947  
 Cullity, Dave, T, Utah, 1989  
 Cunningham, Doug, RB, Mississippi, 1967-73
- D —
- Dahms, Tom, T, San Diego State, 1957  
 Daniels, Clem, RB, Prairie View, 1968  
 Daugherty, Bob, HB, Tulsa, 1966-67  
 Davis, Eric, DB, Jacksonville State, 1990-92  
 Davis, Kyle, C, Oklahoma, 1978  
 Davis, Johnny, FB, Alabama, 1981  
 Davis, Tommy, K, LSU, 1959-69  
 Dean, Floyd, LB, Florida, 1963-64  
 Dean, Fred, DE, Louisiana Tech, 1981-85  
 Dean, Kevin, LB, Texas Christian, 1987  
 DeBerg, Steve, QB, San Jose State, 1977-80  
 Deese, Derrick, G, USC, 1992  
 DeLong, Keith, LB, Tennessee, 1989-92  
 Domres, Marty, QB, Columbia, 1976  
 Donahue, Mitch, LB, Wyoming, 1991-92  
 Donnelly, George, DB, Illinois, 1965-67  
 Donohue, Leon, T, San Jose State, 1962-64  
 Dove, Eddie, HB, Colorado, 1959-62  
 Dow, Harley, G, San Jose State, 1950  
 Dowdle, Mike, LB, Texas, 1963-65  
 Downing, Wall, C-G, Michigan, 1978-83  
 Downs, Bob, HB, Northwestern, 1962-66  
 Drake, Joe, NT, Arizona, 1987  
 Dressel, Chris, TE, Stanford, 1987  
 DuBose, Doug, RB, Nebraska, 1987-88  
 Dugan, Fred, E, Dayton, 1958-59  
 Duncan, Maury, QB, San Francisco State, 1954-55  
 Duguay, Tony, DB, Minnesota, 1979  
 Durdan, Don, HB, Oregon State, 1946-47  
 Durham, Darius, WR, San Diego State, 1983  
 Durrette, Michael, G, West Virginia, 1986-87
- E —
- Easley, Walt, FB, West Virginia, 1981-82  
 Edwards, Earl, DT, Wichita, 1969-72  
 Elam, Cleveland, DE, Tennessee State, 1976-78  
 Elia, Bruce, LB, Ohio State, 1976-78  
 Elliott, Charles, T, Oregon, 1948  
 Elliott, Lenvil, RB, N.E. Missouri State, 1979-81  
 Ellison, Riki, LB, USC, 1983-89  
 Elston, Art, C, South Carolina, 1946-48  
 Enderle, Dick, G, Minnesota, 1976  
 Endriss, Al, E, San Francisco State, 1952  
 Eshmont, Len, HB, Fordham, 1946-49  
 Etienne, LeRoy, LB, Nebraska, 1990  
 Evans, Ray, G, Texas Western, 1949-50  
 Evansen, Paul, G, Oregon State, 1948
- F —
- Fagan, Kevin, DE, Miami (Fla.), 1987-92  
 Fahnhorst, Jim, LB, Minnesota, 1984-90  
 Fahnhorst, Keith, T, Minnesota, 1974-87  
 Faylor, John, S, Santa Clara, 1987  
 Feher, Nick, G, Georgia, 1951-54  
 Ferrari, Ron, LB, Illinois, 1982-86  
 Ferrell, Bob, RB, UCLA, 1976-80  
 Fisk, Bill, E, USC, 1946-47  
 Flagler, Terrence, RB, Clemson, 1987-89  
 Forrest, Ed, C, Santa Clara, 1946-47  
 Foster, Roy, G, USC, 1991-92  
 Francis, Phil, RB, Stanford, 1979-80  
 Francis, Russ, TE, Oregon, 1982-87  
 Franceschi, Pete, HB, San Francisco, 1962-63  
 Frank, John, TE, Ohio State, 1984-88  
 Franz, Tracy, G, San Jose State, 1987  
 Freitas, Jesse, QB, Santa Clara, 1946  
 Fuller, Jeff, S-LB, Texas A&M, 1984-89  
 Fuller, John, DB, Lamar Tech, 1968-72
- G —
- Gagliano, Bob, QB, Utah State, 1986-87  
 Gaiters, Bob, HB, New Mexico State, 1962-63  
 Galiffa, Arnie, QB, Army, 1954  
 Galigher, Ed, DT, UCLA, 1977-79  
 Garlin, Don, HB, USC, 1949-50  
 Garrett, Len, TE, New Mexico Highlands, 1975  
 Gash, Thane, S, East Tennessee State, 1992  
 Gavric, Momcilo (Gabbo), K, Belgrade, 1969  
 Gehrke, Fred, HB, Utah, 1950  
 Gervais, Rick, S, Stanford, 1981-83  
 Gilbert, Lewis, TE, Florida, 1980  
 Gladney, Tony, WR, Nevada-Las Vegas, 1987  
 Glover, Clyde, DE, Fresno State, 1987  
 Goad, Paul, FB, Abilene Christian, 1956  
 Gossoulin, Austin, DB, Baylor, 1967  
 Gonzaga, John, T, M, Diablo High (Calif.), 1956-59  
 Goss, Antonio, LB, North Carolina, 1989, 1991-92  
 Gossett, Bruce, K, Richmond, 1970-74  
 Grant, Alan, CB, Stanford, 1992  
 Gray, Tim, DB, Texas A&M, 1979  
 Greenlee, Fritz, LB, Arizona, 1969  
 Greer, Terry, WR, Alabama State, 1987-89  
 Gregory, Garlin, G, Louisiana Tech, 1946-47  
 Grigich, Visco, G, Santa Clara, 1946-52  
 Griffin, Don, CB, Middle Tennessee State, 1986-92
- H —
- Hadley, Ron, LB, Washington, 1987-88  
 Haley, Charles, LB, James Madison, 1986-91  
 Hall, Dana, S, Washington, 1992  
 Hall, Forrest, HB, San Francisco, 1948  
 Hall, Parker, HB, Mississippi, 1946  
 Hall, Windian, S, Arizona State, 1972-75  
 Handley, Dick, C, Fresno State, 1947  
 Hanks, Merton, CB, Iowa, 1991-92  
 Hantla, Bob, G, Kansas, 1954-55  
 Hardman, Cedrick, DE, North Texas State, 1970-79  
 Hardy, Andre, FB, St. Mary's, 1987  
 Hardy, Carroll, HB, Colorado, 1955  
 Hardy, Edgar, G, Jackson State, 1973  
 Hardy, Kevin, DT, Notre Dame, 1966  
 Harkey, Lem, HB, Emporia State, 1955  
 Harmon, Derrick, RB-KR, Cornell, 1984-86  
 Harper, Willie, LB, Nebraska, 1973-83  
 Harris, Joe, LB, Georgia Tech, 1978  
 Harris, Tim, LB, Memphis State, 1991-92  
 Harris, Tony, WR, Toledo, 1971  
 Harrison, Bob, LB, Oklahoma, 1959-61, 1965-67  
 Harrison, Dennis, DE, Vanderbilt, 1986  
 Harrison, Kenny, WR, Southern Methodist, 1976-78  
 Harrison, Martin, LB, Washington, 1990-92  
 Hart, Tom, DE, Morris Brown, 1968-77  
 Hart, Jeff, T, Oregon State, 1975  
 Harty, John, DT, Iowa, 1981-83-86  
 Hayes, Bob, WR, Florida A&M, 1975  
 Hays, Harold, LB, Southern Mississippi, 1968-69  
 Hazeltine, Matt, LB, California, 1955-68  
 Heller, Ron, TE, Oregon State, 1987-88  
 Helton, Barry, P, Colorado, 1988-90  
 Henderson, Keith, FB, Georgia, 1989-92  
 Henderson, Thomas, LB, Langston, 1980  
 Hendrickson, Steve, LB, California, 1989  
 Henke, Ed, E, USC, 1951-52, 1955-60  
 Henley, Thomas, WR, Stanford, 1987  
 Herchman, Bill, T, Texas Tech, 1956-59  
 Hettema, Dave, T, New Mexico, 1967  
 Hicks, Dwight, S, Michigan, 1979-85  
 Hilton, Scott, LB, Salem College, 1979-80  
 Hindman, Stan, DE, Mississippi, 1966-71, 1973-74

- Hobbs, Homer, G. Georgia, 1949-50  
 Hofer, Paul, RB, Mississippi, 1976-81  
 Hoffman, Gary, T. Santa Clara, 1987  
 Hogan, Mike, FB, UT-Chattanooga, 1979  
 Hogland, Doug, G. Oregon State, 1953-55  
 Holladay, Bob, HB, Tulsa, 1956-57  
 Hollas, Hugo, DB, Rice, 1974  
 Holmes, Mike, DB, Texas Southern, 1974-75  
 Holmoe, Tom, S. Brigham Young, 1983-89  
 Holt, Pierce, DE, Angelo State, 1988-92  
 Holzer, Tom, DE, Louisville, 1967  
 Horn, Bob, LB, Oregon State, 1982-83  
 Horne, Dick, E. Oregon, 1947  
 Hoskins, Bob, DT, Wichita State, 1970-75  
 Howell, Clarence, E. Texas A&M, 1948  
 Huff, Gary, QB, Florida State, 1980  
 Huff, Marty, LB, Michigan, 1972  
 Hughes, Ernie, G. Notre Dame, 1978-80  
 Hull, Tom, LB, Penn State, 1974  
 Hunt, Charlie, LB, Florida State, 1973  
 — I —  
 Isenbarger, John, RB, Indiana, 1970-73  
 — J —  
 Jackson, Jim, HB, Western Illinois, 1966-67  
 Jackson, Johnnie, S. Houston, 1989-92  
 Jackson, Randy, RB, Wichita State, 1973  
 Jackson, Wilbur, RB, Alabama, 1974-79  
 Jennings, Rick, WR, Maryland, 1977  
 Jessup, Bill, E. USC, 1951-52, 1954-58  
 Joelson, Greg, DE, Arizona State, 1991  
 Johnson, Bill, C. Tyler J.C., 1948-56  
 Johnson, Charlie, DT, Louisville, 1966-67  
 Johnson, Charles, DB, Grambling, 1979-80  
 Johnson, Eric, S. Washington State, 1979  
 Johnson, Gary, DT, Grambling, 1984-85  
 Johnson, James, LB, San Diego State, 1987  
 Johnson, Jimmy, HB, UCLA, 1961-76  
 Johnson, John Henry, HB, St. Mary's/Arizona State, 1954-56  
 Johnson, John, LB, Clemson, 1991-92  
 Johnson, Kermit, RB, UCLA, 1975-76  
 Johnson, Leo, WR, Tennessee State, 1969-70  
 Johnson, Rudy, HB, Nebraska, 1964-65  
 Johnson, Sammy, RB, North Carolina, 1974-76  
 Jones, Arrington, FB, Winston-Salem, 1981  
 Jones, Brent, TE, Santa Clara, 1987-92  
 Jones, Larry, WR, N.E. Missouri State, 1978  
 Jordan, Darin, LB, Northeastern, 1991-92  
 Judie, Ed, LB, Northern Arizona, 1982-83  
 Jury, Bob, S. Pittsburgh, 1978  
 — K —  
 Kammerer, Carl, LB, Pacific, 1961-62  
 Keeble, Jerry, LB, Minnesota, 1987  
 Keever, Carl, LB, Boise State, 1987  
 Kelcher, Louie, NT, Southern Methodist, 1984  
 Kelly, Gordon, LB, Georgia, 1950-61  
 Kemp, Jeff, QB, Dartmouth, 1986  
 Kennedy, Allan, T. Washington State, 1981-84  
 Kennedy, Sam, LB, San Jose State, 1988  
 Kenny, Charles, G. San Francisco, 1947  
 Kilgore, Jon, P. Auburn, 1969  
 Kilmer, Bill, OB, UCLA, 1961-66  
 Kimbrough, Elbert, HB, Northwestern, 1962-66  
 Knafelc, Gary, E. Colorado, 1963  
 Knutson, Steve, G-T, USC, 1978  
 Kopay, Dave, HB, Washington, 1954-67  
 Korff, Mark, LB, Florida, 1987  
 Kovach, Jim, LB, Kentucky, 1985  
 Kraemer, Eldred, G. Pittsburgh, 1955  
 Krahl, Jim, DT, Texas Tech, 1980  
 Kramer, Kent, TE, Minnesota, 1966  
 Krueger, Charles, DT, Texas A&M, 1959-73  
 Krueger, Rolf, DE, Texas A&M, 1972-74  
 Kugler, Pete, DT, Penn State, 1981-83, 1986-90  
 Kuzman, John, T. Fordham, 1946  
 Kwalick, Ted, TE, Penn State, 1969-74  
 Kyles, Troy, WR, Howard, 1992  
 — L —  
 LaBounty, Matt, DE, Oregon, 1992  
 Lakes, Roland, DT, Wichita State, 1961-70  
 Land, Fred, T. LSU, 1948  
 Land, Mel, DE, Michigan State, 1980  
 Larson, Bill, TE, Colorado State, 1975  
 LaRose, Dan, DE, Missouri, 1965  
 Lash, Jim, WR, Northwestern, 1976  
 Latimer, Al, CB, Clemson, 1980  
 Laughlin, Bud, FB, Kansas, 1955  
 Lawrence, Amos, RB, North Carolina, 1981-82  
 Lawson, Steve, G, Kansas, 1976  
 LeCount, Terry, WR, Florida, 1978  
 Ledyard, Hal, OB, UT-Chattanooga, 1953  
 Lee, Amp, RB, Florida State, 1992  
 Lee, Dwight, RB, Michigan State, 1968  
 Leonard, Tony, DB, Virginia Union, 1976  
 Leopold, Bobby, LB, Notre Dame, 1980-83  
 Lewis, Eddie, DB, Kansas, 1976-79  
 Lewis, Gary, FB, Arizona State, 1964-69  
 Lewis, Kevin, DB, Northwestern Louisiana, 1990-92  
 Lewis, Ron, WR, Florida State, 1990-92  
 Lillywhite, Veri, HB, USC, 1948-51  
 Lind, Mike, FB, Notre Dame, 1963-64  
 Lindstrom, Chris, DT, Boston College, 1983  
 Lisbon, Don, HB, Bowling Green, 1963-64  
 Litter, Greg, DE, Iowa State, 1987  
 Livingston, Howie, HB, Fullerton J.C., 1950  
 Lockett, J.W., RB, Central (Okla.) State, 1961  
 Logan, Marc, RB, Kentucky, 1992  
 Long, Tim, C. Memphis State, 1987  
 Looney, Jim, LB, Purdue, 1981  
 Lopasky, Bill, G, West Virginia, 1961  
 Lott, Ronnie, CB, USC, 1981-90  
 Loyd, Alex, E. Oklahoma State, 1950  
 Luna, Bob, HB, Alabama, 1955  
 Lyles, Lenny, HB, Louisville, 1959-60  
 — M —  
 MacAfee, Ken, TE, Notre Dame, 1978-79  
 Macauley, John, OL, Stanford, 1984  
 Mackey, Dee, TE, East Texas State, 1980  
 Maderos, George, HB, Chico State, 1955-56  
 Magac, Mike, G, Missouri, 1960-64  
 Maloney, Norm, E, Purdue, 1948-49  
 Manley, Joe, LB, Mississippi State, 1953  
 Margerum, Ken, WR, Stanford, 1986-87  
 Martin, Bob, LB, Nebraska, 1979  
 Martin, Derrick, LB, San Jose State, 1987  
 Martin, Saladin, DB, San Diego State, 1981  
 Masini, Leonard, FB, Fresno State, 1947-48  
 Mason, Lindsey, T. Kansas, 1982  
 Matheson, Riley, G-LB, Texas Western, 1948  
 Mathews, Ned, HB, UCLA, 1946-47  
 Matthews, Clay, E. Georgia Tech, 1950, 1953-55  
 Matuszak, Marv, LB, Tulsa, 1957-58  
 Maurer, Andy, G, Oregon, 1976  
 McAlister, Ken, LB-S, San Francisco, 1983  
 McCann, Jim, P. Arizona State, 1971-72  
 McCol, Milt, LB, Stanford, 1981-87  
 McCormick, Dave, T. LSU, 1966  
 McCormick, Tom, HB, Pacific, 1956  
 McCormick, Walt, C, USC, 1948  
 McCray, Willie, DE, Troy State, 1978  
 McElhenny, Hugh, HB, Washington, 1952-60  
 McFarland, Kay, HB, Colorado State, 1962-68  
 McGee, Willie, WR, Alcorn A&M, 1976  
 McGill, Ralph, CB, Tulsa, 1972-76  
 McGruder, Michael, CB, Kent State, 1992  
 McHan, Lamar, QB, Arkansas, 1963  
 McIlhenny, Don, HB, Southern Methodist, 1961  
 McIntyre, Guy, G, Georgia, 1984-92  
 McIntyre, Jeff, LB, Arizona State, 1979  
 McKenzie, Reggie, LB, Tennessee, 1992  
 McKoy, Billy, LB, Purdue, 1974  
 McKyer, Tim, CB, Texas-Arlington, 1986-89

- \* **McLemore, Dana**, KR-CB, Hawaii, 1982-87  
 \* **McNeil, Clifton**, E, Grambling, 1968-69  
 \* **Mellekas, John**, C, Arizona, 1962  
 \* **Mellus, John**, T, Villanova, 1946  
 \* **Melville, Dan**, P, California, 1979  
 \* **Mertens, Jerry**, HB, Drake, 1958-65  
 \* **Messer, Dale**, HB, Fresno State, 1961-65  
 \* **Meyers, Bob**, FB, Stanford, 1952  
 \* **Michalik, Art**, G, St. Ambrose, 1953-54  
 \* **Mike, Bob**, T, UCLA, 1948-49  
 \* **Mike-Mayer, Steve**, K, Maryland, 1975-76  
 \* **Mikolas, Doug**, NT, Portland State, 1987  
 \* **Miles, Searcy**, QB, San Jose State, 1954-56  
 \* **Millen, Matt**, LB, Penn State, 1990  
 \* **Miller, Clark**, E, Utah State, 1962-68  
 \* **Miller, Hal**, T, Georgia Tech, 1953  
 \* **Miller, Jim**, P, Mississippi, 1980-82  
 \* **Miller, Johnny**, G, Livingston, 1977-78  
 \* **Mira, George**, QB, Miami (Fla.), 1964-68  
 \* **Mitchell, Dale**, LB, USC, 1976  
 \* **Mitchell, Tom**, TE, Bucknell, 1974-77  
 \* **Mixon, Bill**, HB Georgia, 1953-54  
 \* **Moegle, Dick**, HB, Rice, 1955-59  
 \* **Momsen, Bob**, G, Ohio State, 1952  
 \* **Monachino, Jim**, HB, California, 1951  
 \* **Monds, Wonder**, DB, Nebraska, 1978  
 \* **Monroe, Carl**, RB-KR, Utah, 1983-87  
 \* **Montana, Joe**, QB, Notre Dame, 1979-92  
 \* **Montgomery, Blanchard**, LB, UCLA, 1983-84  
 \* **Moore, Dean**, LB, Iowa, 1978  
 \* **Moore, Eugene**, RB, Occidental, 1969  
 \* **Moore, Jeff**, RB, Jackson State, 1982-83  
 \* **Moore, Manfred**, RB, USC, 1974-75  
 \* **Morgan, Joe**, T, Southern Mississippi, 1949  
 \* **Morgan, Melvin**, DB, Mississippi Valley State, 1979-80  
 \* **Moroski, Mike**, QB, U. C. Davis, 1986  
 \* **Morrall, Earl**, QB, Michigan State, 1956  
 \* **Morris, Dennis**, LB, Oklahoma, 1958  
 \* **Morris, George**, C, Georgia Tech, 1956  
 \* **Morrison, Dennis**, QB, Kansas State, 1974  
 \* **Morton, Dave**, LB, UCLA, 1979  
 \* **Morton, John**, LB, Texas Christian, 1953  
 \* **Morze, Frank**, C, Boston College, 1957-61  
 \* **Moten, Gary**, LB, Southern Methodist, 1983  
 \* **Mudd, Howard**, G, Hillsdale, 1964-69  
 \* **Musgrave, Bill**, QB, Oregon, 1991-92  
 \* **Myers, Chip**, E, N.W. Oklahoma, 1967  
 — N —  
 \* **Nehemiah, Renaldo**, WR, Maryland, 1982-84  
 \* **Neville, Tom**, G, Fresno State, 1991  
 \* **Nichols, Mark**, LB, Colorado State, 1978  
 \* **Nicholson, Jim**, T, Michigan State, 1981  
 \* **Nix, Jack**, E, USC, 1950  
 \* **Nixon, Tory**, CB, San Diego State, 1985-88  
 \* **Nomellini, Leo**, T, Minnesota, 1950-63  
 \* **Norberg, Hank**, E, Stanford, 1946-47  
 \* **Nordquist, Mark**, G, Pacific, 1976  
 \* **Norton, Jim**, T, Washington, 1965-66  
 \* **Norton, Ray**, HB, San Jose State, 1960-61  
 \* **Nunley, Frank**, LB, Michigan, 1967-76  
 — O —  
 \* **Obradovich, Jim**, TE, USC, 1976  
 \* **Odom, Ricky**, DB, USC, 1978  
 \* **O'Donahue, Pat**, E, Wisconsin, 1952  
 \* **Olerich, Dave**, E, San Francisco, 1967-68, 1972-73  
 \* **Olsen, Lance**, T, Purdue, 1968-69  
 \* **Orosz, Tom**, P, Ohio State, 1983  
 \* **Osborne, Clancy**, LB, Arizona State, 1959-60  
 \* **Owen, Tom**, QB, Wichita State, 1974-75  
 \* **Owens, James**, WR, UCLA, 1979-80  
 \* **Owens, R.C.**, HB, College of Idaho, 1957-61  
 — P —  
 \* **Pace, Jim**, HB, Michigan, 1958  
 \* **Palatella, Lou**, G, Pittsburgh, 1955-58  
 \* **Paris, William (Bubba)**, T, Michigan, 1982-90  
 \* **Parker, Don**, G, Virginia, 1967  
 \* **Parks, Dave**, E, Texas Tech, 1964-67  
 \* **Parks, Limbo**, G, Arkansas, 1987  
 \* **Parsons, Earle**, HB, USC, 1946-47  
 \* **Patera, Dennis**, K, Brigham Young, 1968  
 \* **Patterson, Reno**, DE, Bethune-Cookman, 1987  
 \* **Patton, Ricky**, RB, Jackson State, 1980-82  
 \* **Pavlich, Chuck**, G, Muskegon High (Mich.), 1946  
 \* **Peets, Brian**, TE, Pacific, 1981  
 \* **Penchion, Bob**, T, Alcorn A&M, 1974-75  
 \* **Peoples, Woody**, G, Grambling, 1968-77  
 \* **Perry, Joe**, FB, Compton J.C., 1948-60, 1963  
 \* **Perry, Scott**, S, Williams, 1980  
 \* **Phillips, Mel**, DB, North Carolina A&T, 1966-76  
 \* **Pillers, Lawrence**, DE, Alcorn A&M, 1980-84  
 \* **Pine, Ed**, LB, Utah, 1962-64  
 \* **Plunkett, Jim**, QB, Stanford, 1976-77  
 \* **Pollack, Frank**, T-G, Northern Arizona, 1990-91  
 \* **Pollard, Darryl**, CB, Weber State, 1987-91  
 \* **Poole, Bob**, E, Clemson, 1964-65  
 \* **Powell, Charles**, E, San Diego High (Calif.), 1952-53, 1955-57  
 \* **Powers, Jim**, HB, USC, 1950-53  
 \* **Prokop, Joe**, P, Cal Poly Pomona, 1991  
 \* **Puddy, Harold**, T, Oregon, 1948  
 \* **Puki, Craig**, LB, Tennessee, 1980-81  
 \* **Putzier, Rollin**, NT, Oregon, 1989  
 — Q —  
 \* **Quillan, Fred**, C, Oregon, 1878-87  
 \* **Quilter, Chuck**, T, Tyler J.C., 1949  
 — R —  
 \* **Raines, Mike**, DT, Alabama, 1974  
 \* **Ramson, Eason**, TE, Washington State, 1973-83  
 \* **Randle, Sonny**, E, Virginia, 1967  
 \* **Randolph, Alvin**, DB, Iowa, 1966-70, 1974  
 \* **Rasley, Rocky**, G, Oregon State, 1976  
 \* **Rathman, Tom**, FB, Nebraska, 1986-92  
 \* **Reach, Kevin**, G, Utah, 1987  
 \* **Reed, Joe**, QB, Mississippi State, 1972-74  
 \* **Reese, Archie**, DE, Grambling, 1978-81  
 \* **Reid, Bill**, C, Stanford, 1975  
 \* **Remington, Bill**, C, Washington State, 1946  
 \* **Renfro, Dick**, FB, Washington State, 1946  
 \* **Reynolds, Jack**, LB, Tennessee, 1981-84  
 \* **Rhodes, Bruce**, DB, San Francisco State, 1976  
 \* **Rhodes, Ray**, CB, Tulsa, 1980  
 \* **Rice, Jerry**, WR, Mississippi Valley State, 1985-92  
 \* **Richardson, Mike**, CB, Arizona State, 1989  
 \* **Ridgle, Elston**, DE, Nevada-Reno, 1987  
 \* **Ridlon, Jim**, HB, Syracuse, 1957-1962  
 \* **Riley, Preston**, WR, Memphis State, 1970-72  
 \* **Ring, Bill**, RB, Brigham Young, 1981-86  
 \* **Rivera, Steve**, WR, California, 1976  
 \* **Roberson, Vern**, DB, Grambling, 1978  
 \* **Roberts, C.R.**, FB, USC, 1959-62  
 \* **Roberts, Larry**, DE, Alabama, 1986-92  
 \* **Robinson, Jimmy**, WR, Georgia Tech, 1980  
 \* **Robnett, Ed**, HB, Texas Tech, 1947  
 \* **Rock, Walter**, T, Maryland, 1963-67  
 \* **Rodgers, Del**, RB, Utah, 1987-88  
 \* **Rogers, Doug**, DE, Stanford, 1986  
 \* **Rohde, Len**, T, Utah State, 1960-74  
 \* **Romanowski, Bill**, LB, Boston College, 1988-92  
 \* **Roskie, Ken**, FB, South Carolina, 1946  
 \* **Rubke, Karl**, C, USC, 1957-60, 1962-63, 1965  
 \* **Rucka, Leo**, C, Rice, 1956  
 \* **Runager, Max**, P, South Carolina, 1984-87  
 — S —  
 \* **Sabuco, Tino**, C, San Francisco, 1949  
 \* **Sagely, Floyd**, E, Arkansas, 1954-56  
 \* **Salata, Paul**, E, USC, 1949-50  
 \* **Sandifer, Bill**, DT, UCLA, 1974-76  
 \* **Sandifer, Dan**, HB, LSU, 1950  
 \* **Sapolu, Jesse**, G, Hawaii, 1983-92

- Sardisco, Tony, G. Tulane, 1956  
 Saunders, John, DB, Toledo, 1974-75  
 Satterfield, Alf, T. Vanderbilt, 1947  
 Schabarum, Pete, HB, California, 1951, 1953-54  
 Schiechl, John, C. Santa Clara, 1947  
 Schmidt, Henry, T. USC-Trinity (Tex.), 1959-60  
 Schreiber, Larry, RB, Tennessee Tech, 1971-75  
 Scoggins, Eric, LB, USC, 1982  
 Scotti, Ben, HB, Maryland, 1964  
 Seabron, Thomas, LB, Michigan, 1979-80  
 Seal, Paul, TE, Michigan, 1977-79  
 Sharkey, Ed, G. Duke-UN-Reno, 1955-56  
 Shaw, Charles, G. Oklahoma State, 1950  
 Shell, Todd, LB, Brigham Young, 1984-87  
 Shelley, Jo Nathan, CB, Mississippi, 1987  
 Sheriff, Stan, LB, Cal Poly-SLO, 1956-57  
 Sherrard, Mike, WR, UCLA, 1989-92  
 Shields, Billy, T. Georgia Tech, 1984  
 Shoener, Hal, E. Iowa, 1948-50  
 Shumann, Mike, R. Florida State, 1978-79, 1981  
 Shumon, Ron, LB, Wichita State, 1979  
 Sieminski, Charlie, T. Penn State, 1963-65  
 Siglar, Ricky, G-T, San Jose State, 1990  
 Silas, Sam, DE, Southern Illinois, 1969-70  
 Simpson, Mike, DB, Houston, 1970-72  
 Simpson, O.J., RB, USC, 1978-79  
 Singleton, Ron, T. Grambling, 1977-80  
 Sitko, Emil, HB, Notre Dame, 1950  
 Skaugstad, Daryle, DT, California, 1983  
 Smerias, Fred, NT, Boston College, 1990  
 Smith, Charles, E. Abilene Christian, 1956  
 Smith, Ernie, HB, Compton J.C., 1955-56  
 Smith, George, C. California, 1947  
 Smith, J.D., HB, North Carolina A&T, 1956-64  
 Smith, Jerry, G, Wisconsin, 1952-53  
 Smith, Noland, RB, Tennessee State, 1969  
 Smith, Steve, E. Michigan, 1966-67  
 Snead, Norman, OB, Wake Forest, 1974-75  
 Sniadecki, Jim, LB, Indiana, 1969-73  
 Solomon, Freddie, WR, Tampa, 1976-85  
 Sollau, Gordy, E. Minnesota, 1950-58  
 Sparks, Dave, G. South Carolina, 1951  
 Spence, Julian, HB, Sam Houston, 1957  
 Spurrier, Steve, QB, Florida, 1967-75  
 Standlee, Norm, FB, Stanford, 1946-52  
 St. Clair, Bob, T. San Francisco-Tulsa, 1953-64  
 Steptoe, Jack, WR, Utah, 1978  
 Stevens, Mark, QB, Utah, 1987  
 Stickle, Monty, E. Notre Dame, 1960-67  
 Stidham, Howard, LB, Tennessee Tech, 1977  
 Stitts, Bill, HB, UCLA, 1957-58  
 Stolhandske, Tom, LB, Texas, 1955  
 Stover, Jeff, DE, Oregon, 1982-88  
 Strickland, Bishop, FB, South Carolina, 1951  
 Strong, Jim, RB, Houston, 1970  
 Strzykalski, John, HB, Marquette, 1946-52  
 Stubbs, Daniel, DE, Miami (Fla.), 1988-89  
 Stuckey, Jim, DE, Clemson, 1980-85  
 Sullivan, Bob, HB, Holy Cross, 1948  
 Sullivan, John, S. California, 1987  
 Susoeff, Nick, E. Washington State, 1946-49  
 Sutro, John, T. San Jose State, 1962  
 Swinford, Wayne, DB, Georgia, 1965-67  
 Sydney, Harry, FB, Kansas, 1987-91  
 — T —  
 Tamm, Ralph, G. West Chester, 1992  
 Tanner, Hamp, T. Georgia, 1951  
 Tausch, Terry, G. Texas, 1989  
 Tautolo, Terry, LB, UCLA, 1980-81  
 Taylor, Bruce, CB, Boston U. 1970-77  
 Taylor, John, WR, Delaware State, 1986-92  
 Taylor, Roosevelt, S. Grambling, 1969-71  
 Teresa, Tony, HB, San Jose State, 1958  
 Thomas, Aaron, E. Oregon State, 1961  
 Thomas, Chuck, C. Oklahoma, 1987-92  
 Thomas, Jimmy, RB, Texas-Arlington, 1969-73  
 Thomas, John, T. Pacific, 1958-67  
 Thomas, Lynn, DB, Pittsburgh, 1981-82  
 Thomas, Mark, North Carolina State, 1992  
 Thornton, Rupe, G. Santa Clara, 1946-47  
 Threadgill, Bruce, S. Mississippi State, 1978  
 Tidwell, Billy, HB, Texas A&M, 1954  
 Tillman, Spencer, HB, Oklahoma, 1989-91  
 Times, Ken, DT, Southern, 1980  
 Titchenal, Bob, E. San Jose State, 1946  
 Tittle, V.A., QB, LSU, 1951-60  
 Toneff, Bob, T. Notre Dame, 1952, 1954-59  
 Trimble, Wayne, DB, Alabama, 1967  
 Tubbs, Jerry, LB, Oklahoma, 1958-59  
 Tucker, Bill, RB, Tennessee A&I, 1967-70  
 Tuiasosopo, Manu, DT, UCLA, 1984-86  
 Turner, Keena, LB, Purdue, 1980-90  
 Turner, Odessa, WR, Northwestern Louisiana, 1992  
 Tyler, Wendell, RB, UCLA, 1983-86  
 — U —  
 None  
 — V —  
 Van Doren, Bob, E. USC, 1953  
 Vanderbunt, Skip, LB, Oregon State, 1968-77  
 Varajan, Mike, FB, Toledo, 1987  
 Vaughan, Ruben, DT, Colorado, 1979  
 Vaught, Ted, E. Texas Christian, 1953  
 Veris, Garin, DE, Stanford, 1992  
 Vetrano, Joe, HB, Southern Mississippi, 1946-49  
 Vincent, Ted, DT, Wichita State, 1979-80  
 Visger, George, DT, Colorado, 1980  
 Vollenweider, Jim, FB, Miami (Fla.), 1962-63  
 — W —  
 Wagner, Lowell, HB, USC, 1949-53, 1955  
 Wallace, Bev, QB, Compton J.C., 1947-49  
 Wallace, Steve, T. Auburn, 1986-82  
 Walker, Adam, RB, Pittsburgh, 1992  
 Walker, Elliott, RB, Pittsburgh, 1978  
 Walker, Val Joe, HB, Southern Methodist, 1957  
 Walls, Wesley, TE, Mississippi, 1989-92  
 Walter, Mike, LB, Oregon, 1984-92  
 Washington, Dave, LB, Alcorn A&M, 1975-76  
 Washington, Gene, WR, Stanford, 1969-77  
 Washington, Ted, NT-DE, Louisville, 1991-92  
 Washington, Tim, CB, Fresno State, 1982  
 Washington, Vic, RB, Wyoming, 1971-73  
 Waters, Bob, OB, Presbyterian, 1960-64  
 Watters, Ricky, RB, Notre Dame, 1991-92  
 Watson, John, T. Oklahoma, 1971-76  
 Waymer, Dave, DB, Notre Dame, 1990-91  
 Webb, Jimmy, DT, Mississippi State, 1975-80  
 Wells, Mike, TE, San Diego State, 1967  
 Wersching, Ray, K. California, 1877-87  
 West, Robert, WR, San Diego State, 1974  
 White, Bob, HB, Stanford, 1951-52  
 Whitmore, David, S. Stephen F. Austin, 1991-92  
 Wilcox, Dave, LB, Oregon, 1964-74  
 Wilkerson, Jerry, DE, Oregon State, 1980  
 Wilkins, David, LB, Eastern Kentucky, 1992  
 Wilks, Greg, LB, Montana State, 1987  
 Willard, Ken, FB, North Carolina, 1965-73  
 Williams, Dave, RB, Colorado, 1977  
 Williams, Delvin, RB, Kansas, 1974-77  
 Williams, Gerard, DB, Langston, 1979-80  
 Williams, Herb, CB, Southern, 1980  
 Williams, Howie, HB, Howard, 1963  
 Williams, Jamie, TE, Nebraska, 1989-92  
 Williams, Joel, C. Texas, 1948  
 Williams, John, HB, USC, 1954  
 Williams, Newton, RB, Arizona State, 1982  
 Williams, Roy, T. Pacific, 1963-64  
 Williams, Vince, FB, Oregon, 1982-83  
 Williamson, Carlton, S. Pittsburgh, 1981-88  
 Wilmsemeyer, Klaus, P. Louisville, 1992  
 Wilson, Billy, E. San Jose State, 1951-60  
 Wilson, Jerry, LB, Auburn, 1960

- \* Wilson, Jim, G, Georgia, 1965-66
- Wilson, Mike, WR, Washington State, 1981-90
- \* Windsor, Bob, E, Kentucky, 1967-71
- Winston, Lloyd, FB, USC, 1962-63
- \* Wismann, Pete, LB, St. Louis, 1949-52, 1954
- \* Wiltcher, Dick, E, UCLA, 1966-73
- \* Wittenborn, John, G, Southeast Missouri, 1958-60
- \* Wittum, Tom, P, Northern Illinois, 1973-77
- Woitt, John, DB, Mississippi State, 1968-69
- Wondolowski, Bill, WR, Eastern Montana, 1969
- Woods, Don, RB, New Mexico, 1980
- \* Woodson, Abe, HB, Illinois, 1958-64
- Woudenberg, John, T, Denver, 1946-49
- \* Wright, Eric, CB, Missouri, 1981-90

— X —  
None  
— Y —

- Yonamine, Wally, HB, Farrington High (HI.), 1947
  - Young, Charle, TE, USC, 1980-82
  - Young, Steve, QB, Brigham Young, 1987-92
  - \* Youngelman, Sid, T, Alabama, 1955
  - Yowarsky, Walt, C, Kentucky, 1958
- Z —
- Zamlynsky, Zigmond, HB, Villanova, 1946

## 49ers' Draft Pre-1950

### 1947 AAFC

- Davis, Glenn  
B, Army
- 1. LeForce, Clyde  
B, Tusta, 6
- 2. Wiese, Bob  
B, Michigan, 14
- 3. Duke, Paul  
C, Georgia Tech, 22
- 4. Samuel, Don  
B, Oregon State, 30
- 5. Satterfield, Alf  
T, Vanderbilt, 38
- 6. Zilly, John  
E, Notre Dame, 46
- 7. Knight, Gene (Red)  
B, LSU, 54
- 8. Malmberg, Charlie  
T, Rice, 62
- 9. Leonetti, Bob  
G, Wake Forest, 70
- 10. Broyles, Frank  
QB, Georgia Tech, 78
- 11. Tyree, Jim  
E, Oklahoma, 86
- 12. Robnett, Ed  
B, Texas Tech, 94
- 13. Slater, Walter  
B, Tennessee, 102
- 14. Wheeler, Earl  
C, Arkansas, 110
- 15. Proctor, Les  
G, Texas, 118
- 16. DeRogatis, Al  
T, Duke, 126
- 17. Tullios, Earl  
T, LSU, 132
- 18. Meeks, Bryant  
C, South Carolina, 138
- 19. Royston, Ed  
G, Wake Forest, 144
- 20. Burgardner, Max  
E, Texas, 150

### 1948 AAFC

- 1. Scott, Joe  
B, San Francisco, 5
- 3. Cason, Jim  
B, LSU, 15

- 4. McCormick, Walt  
C, USC, 23
- 6. Land, Fred  
T, LSU, 32
- 7. O'Reilly, Phil  
T, Purdue, 38
- 9. Luongo, Bill  
B, Pennsylvania, 50
- 11. Steckroth, Bob  
E, William & Mary, 62
- 12. Malinowski, Gene  
C, Detroit, 70
- 13. Modzelski, Len  
T, Scranton, 78
- 14. Rideout, Les  
T, Bowling Green, 86
- 15. Olsonoski, Larry  
T, Purdue, 94
- 16. Matulich, Wally  
B, Mississippi State, 102
- 17. Ravensberg, Bob  
E, Indiana, 110
- 18. Pritula, Bill  
T, Michigan, 118
- 19. Fitzgerald, Art  
B, Yale, 126
- 20. Barbolak, Pete  
T, Purdue, 134
- 21. Loeffe, Dick  
T, Wisconsin, 142
- 22. Heck, Bob  
E, Purdue, 150
- 23. Lanhorne, Floyd  
G, Texas Tech, 158
- 24. Bryant, Goble  
B, Pennsylvania, 174
- 25. Talarico, Bill  
B, Pennsylvania, 174
- 26. Marshall, Everett  
T, Pennsylvania
- 27. Moss, Perry  
B, Illinois, 190
- 28. Bell, Bill  
QB, Muhlenberg, 198
- 29. Siegert, Herb  
G, Illinois, 206
- 30. Williams, Frank  
B, Utah State, 214

### 1949 AAFC SECRET

#### SAN FRANCISCO

- 1. Stautner, Ernie  
T, Boston College
- 2. Winkler, Jim  
T, Texas A & M

### 1949 AAFC

- 1. Fritz, Chester  
T, Missouri, 7
- 3. Lovuolo, Frank  
E, St. Bonaventure, 20
- 4. De Nola, Mike  
B, Scranton, 28
- 5. Brodnax, George  
E, Georgia Tech, 36
- 6. Hamberger, John  
T, So. Methodist, 44
- 7. Steigman, Dan  
C, North Carolina, 52
- 8. Reid, Bernie  
G, Georgia, 60
- 9. Wendt, Fred  
B, Texas-El Paso, 68
- 10. Flowers, Dick  
T, Alabama, 76
- 11. Lund, Bob  
B, Tennessee, 84
- 12. Baker, Jon  
G, California, 92
- 13. Reichert, Jim  
G, Arkansas, 100
- 14. Garlin, Don  
B, California, 106
- 15. Wismann, Pete  
C, St. Louis
- 16. Hobbs, Homer  
G, Georgia, 124
- 25. Schoultz, Paul  
B, Miami (Ohio), 171
- 26. Kelly, Jack  
T, Louisiana Tech, 176
- 27. Flanakin, Jasper  
E, Baylor, 181
- 28. Smith, Rudy  
T, Louisiana Tech, 186
- 29. Long, Gordon  
B, Arkansas, 191

# 49ers' All-Time NFL Draft

## 1950

(January 21-22, 1950)

(Drafted Alternately 9-10)

- NOMELLINI, LEO**  
T, 6-3, 260, Minnesota
- CAMPORA, DON**  
T, 6-3, 270, Pacific
- COLLINS, RAY**  
T, 6-0, 230, LSU
- BAILEY, MORRIS**  
E, 6-2, 215, Texas Christian
- KANE, HARRY**  
C, 6-1, 215, Pacific
- VAN POOL, DON**  
E, 6-3, 225, Oklahoma
- BERRY, LINDY**  
B, 6-0, 180, Texas Christian
- WILLIAMS, ELLERY**  
E, 6-2, 200, Santa Clara
- ZINACH, PETE**  
B, 6-0, 190, West Virginia
- CELERI, BOB**  
B, 5-10, 175, California
- DOW, HARLEY**  
T, 6-2, 220, San Jose State
- BURKE, DON**  
B, 6-0, 235, USC
- CECCONI, LOU**  
B, 5-8, 171, Pittsburgh
- PAYNE, TOM**  
E, 6-2, 200, Santa Clara
- GRAMPSEY, LEO**  
E, 6-1, 195, St. Bonaventure
- SHAW, CHARLEY**  
G, 6-3, 195, Oklahoma A&M
- VAN METER, CLIFF**  
B, 6-1, 198, Tulane
- GENITO, RALPH**  
B, 5-11, 180, Kentucky
- KLEIN, FORREST**  
G, 6-0, 205, California
- NIX, JACK**  
E, 6-2, 205, USC
- ALKER, GUERIN**  
C, 6-1, 207, Loyola
- WILSON, BILLY**  
E, 6-3, 198, San Jose State
- WILLIAMS, JIM**  
E, 6-2, 185, Rice
- WYMAN, BILL**  
T, 6-2, 220, Rice
- DUNN, BOB**  
G, 6-2, 200, Dayton
- POWERS, JIM**  
B, 6-0, 183, USC
- JOHNSON, KEN**  
G, 6-3, 200, Pacific
- HALL, CHARLEY**  
B, 6-1, 190, Arizona
- WHELAN, BOB**  
B, 5-11, 175, Boston U
- STILLWELL, BOB**  
E, 6-0, 200, USC
- MIXON, BILL**  
HB, 5-11, 197, Georgia
- Choice to Cleveland**
- STEERE, DICK**  
T, 6-3, 225, Drake
- STRICKLAND, BISHOP**  
HB, 5-10, 195, USC
- FORBES, DICK**  
E, 6-2, 215, St. Ambrose
- ARENAS, JOE**  
HB, 5-11, 180, Omaha
- VAN ALSTYNE, BRUCE**  
E, 6-3, 205, Stanford
- FEHER, NICK**  
G, 6-0, 220, Georgia
- JESSUP, BILL**  
E, 6-1, 195, USC
- MONACHINO, JIM**  
HB, 5-10, 190, California
- MARVIN, DICK**  
E, 6-3, 190, Georgia Tech
- BERRY, REX**  
B, 5-11, 180, Brigham Young
- SPARKS, DAVE**  
G, 6-1, 228, South Carolina
- WHITE, BOB**  
B, 5-11, 174, Stanford
- MICHALIK, ART**  
G, 6-2, 225, St. Ambrose
- MURPHY, JIM**  
T, 6-3, 240, Xavier
- PHILLIPS, JOHN**  
B, 6-0, 178, Mississippi State
- TATE, AL**  
T, 5-11, 210, Illinois
- BROWN, HARDY**  
B, 6-0, 195, Tulsa
- WINSLOW, DWIGHT**  
B, 6-3, 205, Boise J.C.
- BRUNSWALD, WALLY**  
HB, 6-0, 170, Gustavus Adolphus
- KINSFORD, TOM**  
B, 5-11, 180, Montana
- PETERSON, MIKE**  
E, 6-1, 201, Denver
- CARPENTER, KEITH**  
T, 6-3, 225, San Jose State
- LUNG, RAY**  
G, 5-9, 209, Oregon
- ROHAN, JACK**  
HB, 6-0, 185, Loras College
- GARNETT, S.P.**  
T, 6-3, 215, Kansas
- FASKE, JERRY**  
HB, 5-9, 190, Iowa
- ROBISON, DON**  
B, 6-1, 190, California
- SMITH, JERRY**  
T, 6-1, 230, Wisconsin
- CHRISTIAN, GLEN**  
HB, 5-10, 180, Idaho
- WEST, CARL**  
B, 6-2, 214, Mississippi
- KIMMEL, J.D.**  
T, 6-4, 245, Army - Houston
- SNYDER, FRED**  
E, 6-1, 180, Loyola
- YEAGER, RUDY**  
T, 6-3, 210, LSU
- SIMONS, FRANK**  
E, 6-3, 195, Nebraska
- NORMAN, HALDO**  
E, 6-3, 200, Gustavus Adolphus
- MEYERS, BOB**  
B, 6-2, 185, Stanford
- BALDOCK, AL**  
E, 6-2, 200, USC
- CAREY, BILL**  
E, 6-4, 219, Michigan State
- TALARICO, SAM**  
T, 6-0, 207, Indiana
- YATES, JESS**  
E, 6-2, 190, LSU
- OFFIELD, GENE**  
E, 5-11, 195, Hardin-Simmons
- COZAD, JIM**  
T, 6-2, 215, Santa Clara
- GLAZIER, BILL**  
E, 6-1, 189, Arizona
- KREUGER, RALPH**  
T, 6-3, 225, California
- LAUGHLIN, HENRY**  
B, 6-1, 200, Kansas
- KANE, DICK**  
G, 6-3, 215, Cincinnati
- SCHAFF, WALDO**  
T, 6-3, 210, Oklahoma A&M
- PALUMBO, JOE**  
G, 5-10 1/2, 205, Virginia
- MOSHER, CHUCK**  
E, 6-3, 200, Colorado
- PATRICK, DICK**  
C, 6-2, 215, Oregon

## 1953

(January 22, 1953)

(Drafted Alternately 9-8-7)

- (A) Bonus Choice: **BALDOCK, HARRY**  
E, 6-2, 196, Georgia
- (B) **STOLHANDSKE, TOM**  
E, 6-2, 210, Texas
- MORRIS, GEORGE**  
C, 6-3, 235, Georgia Tech
- ST. CLAIR, BOB**  
T, 6-7, 250, USF-Tulsa
- FULLERTON, ED**  
B, 6-0, 205, Maryland
- MILLER, HAL**  
T, 6-4, 240, Georgia Tech
- Choice to Chicago Bears**
- CARR, PAUL**  
B, 6-0, 205, Houston
- HUGLAND, DOUG**  
T, 6-3, 225, Oregon State
- LEDYARD, HAL**  
QB, 6-0 1/2, 185, UT-Chattanooga

## 1952

(January 17, 1952)

(Drafted Alternately 8-9)

- McELHENNY, HUGH**  
HB, 6-1, 198, Washington
- TONEFF, BOB**  
T, 6-2, 252, Notre Dame
- TIDWELL, BILLY**  
HB, 5-9, 178, Texas A&M
- CAMPBELL, MARION**  
T, 6-3, 245, Georgia
- O'DONAHUE, PAT**  
E, 6-1, 205, Wisconsin
- BEASLEY, JIM**  
C, 6-4, 215, Tulsa

## 1951

(January 18-19, 1951)

(Drafted Alternately 2-3)

- TITTLE, Y.A.**  
QB, 5-0, 190, LSU
- SCHABARUM, PETE**  
HB, 5-11, 185, California

10. **BROWN, PETE**  
G, 8-2, 217, Georgia Tech
11. **CHARLTON, AL**  
B, 5-11, 185, Washington State
12. **LEACH, CARSON**  
G, 5-10, 218, Duke
13. **EARLEY, BILL**  
B, 6-1, 198, Washington
14. **FLETCHER, TOM**  
B, 6-0, 195, St. Mary's - Arizona State
15. **GENTHNER, CHARLEY**  
T, 6-2, 225, Texas
16. **DURIG, FRED**  
B, 6-1, 200, Bowling Green
17. **LATHAM, HUGH**  
T, 6-3, 225, San Diego State
18. **WACHOLZ, STAN**  
E, 6-3 1/2, 200, San Jose State
19. **DUCLOS, KING**  
E, 6-3, 218, Texas Western
20. **HUIZINGA, RAY**  
T, 6-5, 230, Northwestern
21. **BAHNSEN, KEN**  
B, 5-10, 200, North Texas State
22. **ROBBINS, LAVERNE**  
G, 5-11 1/2, 225, Midwestern
23. **HUNT, TRAVIS**  
T, 6-1, 220, Alabama
24. **MORGAN, ED**  
B, 6-1, 195, Tennessee
25. **STOCKERT, ERNIE**  
E, 6-6, 220, UCLA
26. **COOPER, HARLEY**  
B, 6-1, 195, Arizona State
27. **MCLEOD, RALPH**  
E, 6-4, 205, LSU
28. **NOVIKOFF, TOM**  
B, 6-0, 195, Oregon
29. **STILLWELL, DON**  
E, 6-1, 180, USC
30. No pick as result of BONUS CHOICE

## 1954

(January 28, 1954)  
(Drafted 10th)

1. **FALONEY, BERNIE**  
QB, 6-1, 190, Maryland
2. **RUCKA, LEO**  
G, 6-3, 225, Omaha
3. **KORCHECK, STEVE**  
C, 6-1, 205, George Washington
4. **BOXHOLD, CHARLIE**  
HB, 5-11, 186, Maryland
5. **MINCEVICH, FRANK**  
G, 6-2, 245, South Carolina
6. **SAGELY, FLOYD**  
E, 6-1, 187, Arkansas
7. **YOUNGELMAN, SID**  
T, 6-3, 247, Alabama
8. Choice to Cleveland
9. **CONNOLLY, TED**  
G, 6-3, 230, Santa Clara-Tulsa
10. **GOSS, DON**  
T, 6-5, 260, SMU
11. **SKOCKO, JOHN**  
E, 6-3, 220, USC
12. **EASTERWOOD, HAL**  
C, 6-0, 195, Mississippi State

13. **WILLIAMS, MORGAN**  
G, 6-1 1/2, 195, Texas Christian
14. **WILLIAMS, SAM**  
HB, 6-1, 190, California
15. **PALUMBO, SAM**  
G, 6-2, 220, Notre Dame
16. **FIVEASH, BOBBY**  
HB, 5-11, 185, Florida State
17. **KAUTZ, KARL**  
T, 6-2, 245, Texas Tech
18. **KAY, MORRIS**  
E, 6-2, 204, Kansas
19. **EDMISTON, BOB**  
T, 6-2, 255, Temple - Michigan State
20. **DIPIETRO, FRANK**  
B, 6-1, 197, Georgia
21. **ALSUP, HOWARD**  
T, 6-4, 230, Middle Tennessee State
22. **REYNOLDS, RALPH**  
B, 6-0, 186, North Texas State
23. **FENSTEMAKER, LEROY**  
QB, 6-2, 205, Rice
24. **DANIELS, JERRY**  
T, 6-1, 230, Tennessee Tech
25. **PLATT, JOHN**  
FB, 6-2, 215, Elon - Kentucky
26. **BELLO, PETE**  
C, 6-0, 205, Pasadena City College
27. **BAKER, ED**  
G, 6-1 1/2, 225, Omaha
28. **GARBRECHT, BOB**  
FB, 6-1, 205, Rice
29. **DUNN, TED**  
B, 6-1, 200, Murray State - Washington (Missouri)
30. **FOLKS, DON**  
E, 6-2, 210, Houston

## 1955

(January 27-28, 1955)

(Drafted Alternately 8-9)

1. **MOEGLE, DICK**  
HB, 6-0, 180, Rice
2. **MORZE, FRANK**  
T, 6-4, 245, Boston College
3. **HARDY, CARROLL**  
HB, 6-0, 185, Colorado
4. **HAZELTINE, MATT**  
C, 6-2, 201, California
5. **KRAEMER, ELDRD**  
T, 6-3, 235, Pittsburgh
6. **LUNA, BOBBY**  
HB, 5-11, 183, Alabama
7. **DEAN, JOHN**  
QB, 6-1, 195, VPI
- † 8. **MEYERS, FRED**  
QB, 6-2, 205, Oklahoma
- † 9. **PREZIOSIO, FRED**  
T, 6-2, 245, Purdue
10. **ASHBACHER, RON**  
E, 6-3, 220, Oregon State
11. **RATELLA, RUDY**  
E, 6-3 1/2, 215, Omaha
- † 12. **PALATOLA, LOU**  
T, 6-2, 230, Pittsburgh
13. **GASKELL, RICHIE**  
E, 6-2, 195, George Washington
14. **McKEITHAN, NICK**  
HB, 6-1, 195, Duke
15. **HESS, BURDETTE**  
G, 6-0, 220, Idaho
16. **HALL, JIM**  
E, 6-2, 195, Auburn
17. **NEWTON, BOB**  
G, 6-2, 220, San Diego State
18. **PHEISTER, RON**  
E, 6-2, 210, Oregon
19. **GARZOLI, JOHN**  
T, 6-7, 265, California
20. **DYER, GLEN**  
QB, 6-5, 200, Texas
21. **MADEROS, GEORGE**  
E, 6-1, 195, Chico State
22. **VANN, PETE**  
QB, 6-1, 189, Army
- † 23. **GUNNARI, TOM**  
T, 6-2, 220, Washington State
24. **HEASTON, BOB**  
G, 6-2, 222, Cal Poly - SLO
25. **WADE, DEWEY**  
E, 6-1, 225, Kansas State
26. **KERR, JOHNNY**  
E, 6-0, 170, Purdue
- † 27. **SHOCKEY, DICK**  
QB, 6-3, 210, Marquette
28. **SANDERS, DON**  
HB, 6-0, 185, Stanford
- † 29. **KNIEDINGER, OTTO**  
T, 6-2, 230, Penn State
- † 30. **GONGOLA, BOB**  
QB, 6-3, 180, Illinois

## 1956

(Nov. 29, 1955/Jan. 19, 1956)

(Drafted Alternately 1-2)

1. **MORRALL, EARL**  
QB, 6-1, 190, Michigan State
2. **BOSLEY, BRUCE**  
T, 6-2, 240, West Virginia
3. **HERCHMAN, BILL**  
T, 6-2, 249, Texas Tech
4. **PAJACZKOWSKI, FRANK**  
HB, 6-0, 187, Richmond
5. Choice to Los Angeles
6. **SARDISCO, TONY**  
G-LB, 6-2, 210, Tulane
- † 7. **BARNES, LARRY**  
FB, 6-1, 215, Colorado A&M
8. **SMITH, CHARLES**  
E, 6-2, 200, Abilene Christian
9. **COX, JIM**  
E, 6-3, 190, Cal Poly - SLO
10. **ZALESKI, JERRY**  
HB, 5-10, 195, Colorado A&M
11. **PELL, STEWART**  
T, 6-4, 225, North Carolina
12. **SWEDBERG, ROGER**  
TE, 6-1, 220, Iowa
13. **MOODY, RALPH**  
HB, 6-0, 195, Kansas
- † 14. **OWENS, R. C.**  
E, 6-3, 205, College of Idaho
15. **(A) HENDERSON, REED**  
G-T, 6-2, 235, Utah State
15. **(B) BOYD, GENE**  
(Choice from Pittsburgh)  
HB, 6-0, 200, Abilene Christian
16. **HERRING, GEORGE**  
QB, 6-3, 200, Mississippi Southern
17. **WEIS, RICHARD**  
T, 6-1, 230, Mississippi
- † 18. **YELVERTON, BILLY**  
TE, 6-4, 215, Mississippi
19. **ARRIGONI, PETE**  
HB, 6-0, 185, Arizona

20. **SCARBROUGH, BOB**  
C-6, 6-1, 210, Auburn
21. **JOYNER, L. C.**  
HB-E, 6-1, 185, Contra Costa J.C.
22. **WESSMAN, CLARENCE**  
E, 6-3, 235, San Jose State
23. **MONROE, MIKE**  
HB, 6-1, 205, Washington
25. **WALLACE, ED**  
G, 6-3, 260, San Diego J.C.
26. **GOAD, PAUL**  
HB, 6-0, 200, Abilene Christian
26. **LOUDD, ROMMIE**  
E, 6-0, 215, UCLA
27. **GUSTAFSON, JERRY**  
QB, 6-2, 190, Stanford
- †28. **DREW, JERRY**  
FB, 5-10, 195, California
29. **BENSON, DEAN**  
E, 6-3, 195, Willamette
- †30. **MITCHELL, BOB**  
G-T, 6-0, 204, Puget Sound

## 1957

(November 27, 1956)

(Drafted 2nd)

1. **BRODIE, JOHN**  
QB, 6-1, 195, Stanford
2. **WOODSON, ABE**  
HB, 5-11, 188, Illinois
3. **Choice to Los Angeles**
4. **(A) RIDLON, JIM**  
HB, 6-1, 195, Syracuse
4. **(B) SANDUSKY, MIKE**  
(Choice from Chicago Cardinals)  
G, 5-11, 228, Maryland
5. **RUBKE, KARL**  
C, 6-4, 235, USC
6. **(A) HUNTER, JIM**  
HB, 6-0, 195, Missouri
6. **(B) RHODES, BILL**  
(Choice from Philadelphia)  
HB, 6-0, 200, Western State
- †7. **DUGAN, FRED**  
E, 6-3, 195, Dayton
8. **PITTS, ERNIE**  
E, 6-2, 190, Denver
- †9. **BRUECKMAN, CHARLES**  
C-LB, 6-2, 218, Pittsburgh
- †10. **HURST, JERRY**  
T, 6-7, 240, Middle Tennessee
- ††1. **DAVIS, TOM**  
HB, 6-2, 205, LSU
- ††2. **SINGTON, FRED**  
T-G, 6-1, 225, Alabama
13. **MACKAY, CHARLES**  
E, 6-4, 190, Arizona State
14. **WARZEKA, RON**  
T, 6-3, 235, Montana State
- ††5. **KAISER, EARL**  
HB, 6-0, 190, Houston
16. **KRISTOPAITIS, VIC**  
FB, 6-2, 205, Dayton
17. **KUHN, DAVE**  
C-LB, 6-1, 220, Kentucky
18. **GUY, RICHARD**  
G, 6-3, 225, Ohio State
19. **BABB, GENE**  
FB, 6-2, 210, Austin
20. **DeLOACH, SID**  
G, 6-1, 220, Duke
21. **WILCOX, FRED**  
HB, 6-1, 185, Tulane
22. **TRIPP, PAUL**  
T, 6-3, 240, Idaho State

23. **THOMAS, JOHN**  
E, 6-5, 215, Pacific
24. **LADNER, JOHN**  
E, 6-2, 205, Wake Forest
25. **MEYER, RAY**  
FB, 5-11, 210, Lamar Tech
- †26. **TOPPING, TOM**  
T-G, 6-2, 215, Duke
27. **VICIC, DON**  
FB, 6-1, 210, Ohio State
28. **CURTIS, BILL**  
HB, 6-3, 180, Texas Christian
29. **HALLBECK, VERN**  
LB, 6-2, 213, Texas Christian
30. **PARKS, GEORGE**  
QB, 6-2, 205, Lamar Tech

## 1958

(Dec. 2, 1957/Jan. 28, 1958)

(Drafted Alternately 8-9)

1. **(A) PACE, JIM**  
(Choice from Pittsburgh)  
HB, 6-0, 195, Michigan
1. **(B) KRUEGER, CHARLES**  
T, 6-4, 230, Texas A&M
- †2. **NEWMAN, BOB**  
QB, 6-2, 190, Washington State
3. **HOPPE, BOB**  
HB, 6-0, 190, Auburn
4. **VARONE, JOHN**  
HB, 5-11, 190, Miami (Fla.)
5. **ATKINS, BILL**  
HB, 6-1, 200, Auburn
6. **SCHMIDT, HENRY**  
T, 6-4, 245, Trinity College
7. **Choice to Detroit**
8. **(A) MILLS, RON**  
HB, 6-1, 180, West Texas State
- †8. **(B) BURTON, LEON**  
(Choice from Chicago Cardinals)  
HB, 5-9, 170, Arizona State
9. **TROUTMAN, GEORGE**  
C, 6-4, 260, Capitol (Ohio)
- †10. **HECKMAN, VEL**  
T, 6-0, 230, Florida
- ††1. **WHARTON, ROBERT**  
T, 6-2, 238, Houston
12. **WILLIAMS, PETE**  
T, 6-1, 225, Lehigh
13. **(A) DUKES, HAROLD**  
E, 6-2, 225, Michigan State
13. **(B) YORE, JAMES**  
(Choice from Pittsburgh)  
FB, 6-2, 225, Indiana
14. **FIELDS, MAX**  
HB, 5-10, 185, Whittier College
15. **Choice to Detroit**
16. **SHIRKEY, GEORGE**  
T, 6-4, 250, Stephen F. Austin
17. **WHITTENBORN, JOHN**  
T, 6-2, 238, SE Missouri St.
18. **MORRIS, DENNIT**  
G-LB, 6-1, 230, Oklahoma
19. **MUSHATT, RANNIE**  
G, 6-4, 244, Grambling
20. **MERTENS, JERRY**  
E, 6-0, 185, Drake
21. **CHRISTIAN, DON**  
HB, 6-0, 190, Arkansas
22. **HARTMAN, BRUCE**  
T, 6-0, 245, Luther College

## 1959

(Dec. 2, 1958/Jan. 22, 1959)

(Drafted 6th)

1. **(A) BAKER, DAVE**  
HB, 6-0, 190, Oklahoma
1. **(B) JAMES, DAN**  
(Choice from Pittsburgh)  
C, 6-2, 250, Ohio State
2. **HARRISON, BOB**  
LB, 6-2, 227, Oklahoma
3. **DOVE, EDDIE**  
HB, 6-2, 183, Colorado
4. **CLARK, MONTE**  
DT, 6-6, 260, USC
5. **GEREMIA, FRANK**  
T, 6-3, 245, Notre Dame
6. **BAVARO, WALLY**  
T, 6-4, 245, Holy Cross
- †7. **(A) COLCHICO, DAN**  
E, 6-4, 225, San Jose State
7. **(B) ROGERS, DAN**  
(Choice from Chicago Cardinals)  
LB, 6-2, 245, South Carolina
8. **AKIN, LEWIS**  
E, 6-4, 210, Vanderbilt
9. **GREEN, ROBERT**  
HB, 5-11, 175, Florida
10. **NAGURSKI, BRONKO**  
T, 6-2, 225, Notre Dame
11. **HAYS, JACK**  
HB, 6-2, 190, Trinity College
12. **KORUTZ, BILL**  
C, 6-2, 250, Dayton
13. **LOPASKY, BILL**  
G, 6-2, 235, West Virginia
14. **DUKES, MICHAEL**  
FB-LB, 6-3, 218, Clemson
15. **BELLAND, JOE**  
HB, 5-10, 182, Arizona State
16. **COOK, BOB**  
HB, 6-3, 185, Idaho State
17. **JURCZAK, JEROME**  
C, 6-2 1/2, 220, St. Benedict
18. **COWLEY, JACK**  
T, 6-2, 210, Trinity College
- †19. **OSBORNE, TOM**  
HB, 6-3, 195, Hastings (Nebraska)
- †20. **DEESE, TOBY**  
T, 6-2, 222, Georgia Tech
21. **CARR, LUTHER**  
HB, 5-10, 185, Washington
22. **McQUEEN, BURNHO**  
E, 6-3, 200, North Carolina A&T
23. **DOLLAHAN, BRUCE**  
T, 6-3, 225, Illinois

24. **CHUDY, CRAIG**  
E. 6-3, 200, UCLA
125. **GEE, ROY**  
G. 6-2, 200, Trinity College
26. **YOUNG, ED**  
E. 6-2, 215, Louisville
27. **SEMENKO, MEL**  
T. 6-2, 220, Colorado
28. **McCLUSKEY, MIKE**  
HB. 6-0, 185, Washington
29. **BOLTON, JACK**  
T. 6-3, 235, Puget Sound
30. **CARTER, LOWELL**  
E-LB. 6-3, 230, Denver

## 1960

(November 30, 1959)

(Drafted Alternately 10-11)

1. **STICKLES, MONTY**  
E. 6-3, 232, Notre Dame
12. (A) **KAMMERER, CARL**  
LB. 6-3, 237, Pacific
2. (B) **MAGAC, MIKE**  
(Choice from Washington)  
G. 6-2, 225, Missouri
3. **BREEDLOVE, ROD**  
C-LB. 6-2, 215, Maryland
4. **NORTON, RAY**  
HB. 6-2, 184, San Jose State
5. **ROHDE, LEN**  
T. 6-4, 235, Utah State
6. **MURCHISON, OLA**  
E. 6-3, 211, Pacific
7. **WATERS, BOB**  
DB. 6-2, 188, Presbyterian
8. (A) **MATHIS, BILL**  
(Choice from Washington)  
HB. 6-1, 200, Clemson
- (B) **FUGLER, MAX**  
C-LB. 6-2, 224, LSU
9. **WASDEN, BOB**  
C-LB. 6-2, 220, Auburn
10. **BRANCH, MEL**  
E. 6-2, 220, LSU
11. (A) **PITTS, ED**  
(Choice from Pittsburgh)  
T. 6-2, 230, South Carolina
- †11. (B) **HANSEN, ERNEST**  
C. 6-4, 250, Arizona State
12. **WILLIAMS, JIM**  
T. 6-1, 255, North Carolina College
- †13. **HINSHAW, DEAN**  
T. 6-6, 240, Idaho State
14. **CAMPBELL, GARY**  
QB. 6-0, 199, Whittier
15. **DOWDLE, MIKE**  
FB-LB. 6-4, 225, Texas
16. **HEINEKE, JIM**  
T. 6-2, 230, Wisconsin
17. **GONSOLIN, AUSTIN**  
HB. 6-3, 205, Baylor
18. **ROBINSON, CARL**  
T. 6-5, 245, South Carolina State
19. **PATE, BOBBY**  
HB. 6-0, 175, Presbyterian
20. **WOODWARD, JIM**  
T. 6-5, 228, Lamar Tech

## 1961

(Dec. 27-28, 1960)

(Drafted Alternately 9-10)

1. (A) **JOHNSON, JIMMY**  
(Choice from Pittsburgh)  
HB. 6-2, 184, UCLA
1. (B) **CASEY, BERNIE**  
FB. 6-4, 215, Bowling Green
1. (C) **KILMER, BILL**  
(Choice from New York via Baltimore)  
QB. 6-0, 190, UCLA
2. **LAKES, ROLAND**  
C-T. 6-4, 245, Wichita
3. **COOPER, BILL**  
FB. 6-2, 215, Muskingum
4. (A) **THOMAS, AARON**  
(Choice from Pittsburgh)  
E. 6-3, 208, Oregon
4. (B) **MESSER, DALE**  
HB. 5-10, 175, Fresno
5. (A) **McCREARY, BOB**  
T. 6-5, 250, Wake Forest
- †5. (B) **MILLER, CLARK**  
(Choice from Dallas)  
T. 6-5, 245, Utah State
- †6. **McCLELLAN, MIKE**  
HB. 6-0, 185, Oklahoma
7. **PURDIN, RAY**  
HB. 6-0, 185, Northwestern
8. **PLUMLEY, NEILL**  
T. 6-6, 240, Oregon State
- †9. (A) **DONOHUE, LEON**  
(Choice from Pittsburgh)  
T. 6-4, 245, San Jose State
9. (B) **NINO, EVERISTO**  
T. 6-4, 243, E. Texas State
10. **HYNES, PAUL**  
HB. 6-0, 210, Louisiana Tech
11. **PARRILLI, TONY**  
LB. 6-1, 220, Illinois
- †12. **COFFEY, DON**  
E. 6-2, 190, Memphis State
13. (A) **HACKLER, TOMMY**  
(Choice from Pittsburgh)  
E. 6-4, 217, Tennessee
- †13. (B) **FINCKE, JULIUS**  
T. 6-3, 260, McNeese State
14. **WORRELL, BILL**  
T. 6-2, 240, Georgia
- †15. **SAMS, BOB**  
T. 6-2, 250, Central State (OK)
16. **FULLER, CHARLIE**  
HB. 5-11, 170, San Francisco State
17. **JEWELL, TOM**  
G. 6-1, 240, Idaho State
- †18. **McFARLAND, KAY**  
E-HB. 6-2, 180, Colorado State
19. **SIMPSON, TOM**  
C-OT. 6-3, 245, Davidson
20. **PEERY, JERRY**  
G-OT. 6-3, 245, Central State (OK)

## 1962

(December 4, 1961)

(Drafted 8th)

1. **ALWORTH, LANCE**  
HB. 6-0, 180, Arkansas
2. **PINE, ED**  
LB. 6-4, 230, Utah

3. **ADAMS, BILLY RAY**  
FB. 6-2, 215, Mississippi
- †4. (A) **DEAN, FLOYD**  
LB. 6-4, 245, Florida
- †4. (B) **SIEMINSKI, CHARLIE**  
(Choice from Dallas)  
DT. 6-4, 245, Penn State
5. (A) **WOODS, TED**  
(Choice from St. Louis Cardinals)  
HB. 6-1, 194, Colorado
- †5. (B) **LIND, MIKE**  
FB. 6-2, 215, Notre Dame
6. (A) **LUHNOW, KEITH**  
(Choice from Washington)  
FB. 6-3, 220, Santa Ana J.C.
6. (B) **BROWN, JERRY**  
(Choice from Pittsburgh)  
G. 6-1, 230, Mississippi
6. (C) **WINTER, BILL**  
G. 6-1, 235, West Virginia
7. **BURRELL, JOHN**  
E. 6-3, 190, Rice
8. **VOLLENWEIDER, JAMES**  
HB-FB. 6-1, 210, Miami (Fla.)
9. **ROBERTS, JIM**  
T. 6-3, 240, Mississippi
10. **COUSTILLAC, REGIS**  
C. 6-2, 224, Pittsburgh
11. **JEPPSON, LARRY**  
C. 6-5, 230, Furman
12. **McPIKE, MILTON**  
E. 6-2, 225, Kirksville Teachers
13. **PIEROVICH, GEORGE**  
LB-FB. 6-2, 225, California
14. **EASTERLY, DICK**  
DB. 5-11, 185, Syracuse
15. **OSBORNE, RAY**  
T. 6-6, 235, Mississippi State
16. **FRANK, RON**  
T. 6-6, 232, So. Dakota State
17. **FOLTZ, WALLY**  
E. 6-3, 218, De Pauw
18. **BROWN, GARY**  
T. 6-2, 239, Illinois
19. **BURTON, BOB**  
T. 6-2, 250, Murray State
20. **McFARLAND, ROGER**  
DB. 6-1, 183, Kansas

## 1963

(December 3, 1962)

(Drafted Alternately 8-7)

1. **ALEXANDER, KERMIT**  
HB. 5-11, 186, UCLA
2. **ROCK, WALTER**  
OT-DT. 6-5, 240, Maryland
3. **LISBON, DON**  
HB. 6-0, 190, Bowling Green
4. **Choice to Chicago**
- †4. (A) **ROSDAHL, HARRISON**  
(Choice from Philadelphia)  
G. 6-4, 245, Penn State
4. (B) **CAMPBELL, HUGH**  
(Choice from Washington)  
E. 6-1, 184, Washington State
- †5. (A) **BURKE, VERN**  
E. 6-4, 201, Oregon
- †5. (B) **PILOT, JIM**  
(Choice from Pittsburgh)  
FB. 6-1, 205, New Mexico State
5. (C) **MOELLER, GARY**  
(Choice from Chicago)  
LB. 6-1, 224, Ohio State

6. **EMERICK, PAT**  
LG, 6-2, 238, Western Michigan
7. **DeCOURLEY, ERNEST**  
DT, 6-6, 250, Moorehead State
- †8. **LOCKE, ROGER**  
E, 6-2, 185, Arizona State
- †9. **MACZUZAK, JOHN**  
T, 6-5, 245, Pittsburgh
10. **LOPOUR, DICK**  
HB, 6-2, 214, Huron
11. **SHAFFER, STEVE**  
QB, 6-0, 185, Utah State
12. **DENTON, ROBERT**  
T, 6-2, 240, Mississippi State
13. **SCHULTZ, DICK**  
T, 6-3, 240, Ohio University
14. **TOBIN, BILL**  
HB, 5-11, 210, Missouri
- †15. **ROSS, OLLIE**  
FB, 6-0, 215, West Texas State
16. **BOGDALEK, JIM**  
DT, 6-4, 245, Toledo
17. **REED, KEN**  
G, 6-0, 230, Tulsa
- †18. **SELLERS, JOHN**  
T, 6-2, 220, Bakersfield J.C.
19. **PRICE, BOB**  
G, 6-1, 230, North Texas State
20. **DAVIS, DON**  
B, 5-11, 220, McMurry

## 1964

(December 2, 1963)  
(Drafted 1st)

1. **PARKS, DAVE**  
E, 6-2, 195, Texas Tech
2. **MIRA, GEORGE**  
QB, 5-11, 183, Miami (Fla.)
3. **WILCOX, DAVE**  
LB, 6-3, 230, Oregon
- †4. **WILSON, JAMES**  
G, 6-3, 244, Georgia
5. **JOHNSON, RUDY**  
FB, 5-11, 200, Nebraska
- †6. **LEWIS, GARY**  
FB, 6-2 1/2, 227, Arizona State
7. **CLARKE, HAGWOOD**  
DB, 6-0, 196, Florida
- †8. **(A) DAUGHERTY, BOB**  
HB, 6-2, 185, Tulsa
8. **(B) POOLE, BOB**  
(Choice from Washington)  
TE, 6-4, 216, Clemson
9. **MUDD, HOWARD**  
G, 6-3, 237, Hillsdale
- †10. **POLSER, FRED**  
T, 6-5, 235, East Texas State
11. **ALMQUIST, DENNIS**  
G, 6-1, 218, Idaho
- †12. **LONG, JIM**  
FB, 6-1, 202, Fresno State
13. **BROWN, ROBERT**  
DT, 6-5, 263, Arkansas A&M
14. **BEARD, ED**  
T, 6-2, 235, Tennessee
15. **GRIFFIN, JAMES**  
E, 6-3 1/2, 230, Grambling
- †16. **CORDON, CORNELL**  
DB, 5-11, 180, North Carolina A&T
- †17. **BRUSVAN, KEN**  
T, 6-4, 223, Oregon State

- †18. **COLE, JERRY**  
E, 6-4, 215, Southwest Texas State
19. **RAWSON, LARRY**  
B, 5-11, 209, Auburn
20. **BAKER, GENE**  
G, 6-1, 235, Whitworth

## 1965

(November 28, 1964)  
(Drafted 2nd)

1. **(A) WILLARD, KEN**  
FB, 6-2, 230, North Carolina
1. **(B) DONNELLY, GEORGE**  
(Choice from Cleveland)  
DB, 6-3, 202, Illinois
2. **CERNE, JOE**  
C, 6-2, 237, Northwestern
3. **(A) SCHWEICKERT, BOB**  
(Choice from N.Y. Giants)  
HB, 6-1, 191, Virginia Poly
3. **(B) NORTON, JIM**  
T, 6-4, 247, Washington
3. **(C) CHAPPLE, JACK**  
(Choice from Baltimore)  
LB, 6-2, 225, Stanford
- †4. **TODD, LARRY**  
FL, 6-1, 190, Arizona State
- †5. **McCORMICK, DAVE**  
T, 6-6, 250, LSU
6. **Choice to Cleveland**
7. **Choice to Green Bay**
8. **Choice to Minnesota**
9. **SWINFORD, WAYNE**  
DB, 6-0 1/2, 185, Georgia
- †10. **CAPPAONA, ROBERT**  
HB, 6-2, 225, Northeastern
- †11. **MASS, STEVE**  
T, 6-2, 270, Detroit
- †12. **PLUMP, DAVE**  
HB, 6-0, 190, Fresno State
13. **SCHUMACHER, GREG**  
LB, 6-3, 230, Illinois
14. **ANDRUSKI, FRANK**  
DB, 6-0, 185, Utah
15. **PABIAN, JOE**  
T, 6-3, 270, West Virginia
- †16. **HETTEMA, DAVE**  
T, 6-3 1/2, 230, New Mexico
17. **FRKETICH, LEN**  
E, 6-3, 220, Oregon State
- †18. **STANDRIDGE, LEON**  
E, 6-3, 220, San Diego State
19. **FORD, DALE**  
DB-DB, 6-1, 200, Washington State
- †20. **DUNCAN, DENNIS**  
HB, 6-1, 200, Louisiana College

## 1966

(November 27, 1966)  
(Drafted Alternately 10-11)

1. **HINDMAN, STAN**  
DE-G, 6-3, 235, Mississippi
- †2. **WINDSOR, BOB**  
E, 6-4, 224, Kentucky
3. **(A) RANDOLPH, ALVIN**  
(Choice from Dallas)  
DB, 6-2, 193, Iowa
3. **(B) BLAND, DAN**  
DB, 5-11, 190, Mississippi State
- †4. **PARKER, DON**  
G, 6-3, 240, Virginia

5. **(A) PHILLIPS, MEL**  
(Choice from Dallas)  
DB, 6-0, 190, North Carolina A&T
5. **(B) SMITH, STEVE**  
TE, 6-5, 240, Michigan
6. **JOHNSON, CHARLES**  
DT, 6-2, 266, Louisville
7. **Choice to Baltimore**
8. **WITCHER, DICK**  
E, 6-3, 210, UCLA
9. **KRAMER, KENT**  
TE, 6-5, 235, Minnesota
- †10. **SBRANTI, RON**  
LB, 6-2, 228, Utah
- †11. **RIDLEHUBER, PRESTON**  
DB, 6-2, 195, Georgia
12. **LOEBACH, LYLALL**  
T, 6-5, 248, Simpson
- †13. **JACKSON, JIM**  
DB, 5-11, 185, Western Illinois
- †14. **COLLETT, ELMER**  
G, 6-4, 225, San Francisco State
- †15. **SAFFOLD, S.T.**  
E, 6-3, 205, San Jose State
16. **LeCLAIR, JIM**  
QB, 6-1, 195, C.W. Post
17. **BRELAND, JIM**  
G, 6-2, 230, Georgia Tech
- †18. **PARSON, RON**  
E, 6-5, 240, Austin Peay
- †19. **FITZGERALD, DICK**  
T, 6-1, 250, Nebraska
20. **WALKER, WILLIE**  
LB, 6-3, 220, Baylor

## 1967

(March 14, 1967)  
(Drafted alternately 11-13)

1. **(A) SPURRIER, STEVE**  
(Choice from Atlanta)  
QB, 6-2, 203, Florida
1. **(B) BANASZEK, CAS**  
LB, 6-3, 245, Northwestern
2. **HOLZER, TOM**  
T, 6-4, 248, Louisville
3. **(A) NUNLEY, FRANK**  
(Choice from Pittsburgh)  
LB, 6-2, 230, Michigan
3. **(B) TUCKER, BILL**  
HB, 6-2, 232, Tennessee A&I
4. **TRIMBLE, WAYNE**  
DB, 6-3, 205, Alabama
5. **Choice to Atlanta**
6. **CUNNINGHAM, DOUG**  
HB, 5-11, 185, Mississippi
7. **JACKSON, MILT**  
DB, 6-3, 185, Tulsa
8. **JOHNSON, WALTER**  
LB, 6-4, 235, Tuskegee
9. **BIGGS, BOB**  
T, 6-3, 248, Heidelberg
10. **MYERS, PHIL (Chip)**  
FL, 6-4, 185, Northwest Oklahoma
11. **CARMAN, KEN**  
DT, 6-4, 265, Kearney (Nebraska)
12. **HALL, JAMES**  
LB, 6-3, 230, Tuskegee
13. **GIBBS, RICH**  
DB, 6-1, 187, Iowa

14. **LeBLANC, DALTON**  
FL, 5-11, 175, NorthEast  
Louisiana
15. **SPENCER, CLARENCE**  
FL, 6-4, 200, Louisville
16. **TEMPLEMAN, BART**  
C, 6-3, 248, Eastern Montana
17. **TALBOTT, DAN**  
OB, 6-0, 180, North Carolina

## 1968

(January 30-31, 1968)

(Drafted alternately 14-15)

1. **BLUE, FORREST**  
C, 6-5, 248, Auburn
2. **Choice to St. Louis**
3. **(A) OLSEN, LANCE**  
(Choice from Detroit)  
T, 6-5, 267, Purdue
3. **(B) VANDERBUNDT, SKIP**  
LB, 6-3, 234, Oregon
4. **FULLER, JOHN**  
E, 6-0, 175, Lamar Tech
5. **LEE, DWIGHT**  
RB, 6-2, 190, Michigan State
6. **(A) JOHNSON, LEO**  
(Choice from New Orleans)  
FL, 6-2, 185, Tennessee State
6. **(B) BELK, BILL**  
DE, 6-3, 240, Maryland State
7. **RICHARDSON, JERRY**  
LB, 6-2, 218, Mississippi
8. **(A) BROWN, CHARLES**  
(Choice from N.Y. Giants)  
T, 6-5, 246, Augustana
8. **(B) GRAY, TOM**  
FL, 5-9, 174, Morehead State
9. **BOYETT, CASEY**  
E, 6-1, 188, Brigham Young
10. **HART, TOMMY**  
LB, 6-3, 215, Morris Brown
11. **FITZGIBBONS, DENNIS**  
G, 6-1, 260, Syracuse
12. **JOHNSON, HENRY**  
QB, 6-0, 180, Fisk
13. **MITRAKOS, TOM**  
C, 6-4, 220, Pittsburgh
14. **MOORE, ALEX**  
RB, 6-1, 200, Norfolk State
15. **SPENCER, CLARENCE**  
FL, 6-2, 188, Louisville
16. **ROSENOW, TOM**  
DT, 6-3, 250, Northern Illinois
17. **PATERA, DENNIS**  
K, 6-0, 214, Brigham Young

## 1969

(January 28-29, 1969)

(Drafted 16th)

1. **(A) KWALICK, TED**  
(Choice from New Orleans)  
TE, 6-4, 230, Penn State
1. **(B) WASHINGTON, GENE**  
FL, 6-1, 186, Stanford
2. **Choice to Pittsburgh via  
Cleveland**
3. **Choice to Dallas**
4. **(A) SNADECKI, JIM**  
(Choice from Detroit)  
LB, 6-2, 220, Indiana
4. **(B) MOORE, GENE**  
RB, 6-1, 200, Occidental

5. **EDWARDS, EARL**  
DT, 6-6, 278, Wichita State
6. **THOMAS, JIM**  
RB, 6-1, 216, Texas-Arlington
7. **VAN SINDEREN, STEVE**  
T, 6-4, 255, Washington State
8. **LOPER, MIKE**  
T, 6-4, 230, Brigham Young
9. **CRAWFORD, HILTON**  
DB, 6-1, 195, Grambling
10. **CHAPPLE, DAVE**  
K, 6-1, 180, Santa Barbara
11. **PEAKE, WILLIE**  
T, 6-3, 260, Alcorn A&M
12. **O'MALLEY, JACK**  
T, 6-4, 250, USC
13. **CHAMPLIN, PAUL**  
DB, 6-0, 194, Eastern Montana
14. **BLACK, TOM**  
FL, 6-1, 192, East Texas State
15. **GOLDEN, GARY**  
DB, 6-0, 179, Texas Tech
16. **HOSKINS, BOB**  
LB, 6-2, 235, Wichita State
17. **RUSHING, JOE**  
LB, 6-2, 216, Memphis State

## 1970

(January 27-28, 1970)

(Drafted 9th)

1. **(A) HARDMAN, CEDRICK**  
DE, 6-3, 250, North Texas State
1. **(B) TAYLOR, BRUCE**  
(Choice from Washington)  
DB, 6-0, 180, Boston U
2. **Choice to Los Angeles**
2. **ISENBARGER, JOHN**  
(Choice from Philadelphia via  
Los Angeles)  
RB, 6-3, 205, Indiana
3. **Choice to Kansas City**
4. **WASHINGTON, VIC**  
WR, 5-11, 180, Wyoming
5. **McARTHUR, GARY**  
T, 6-5, 247, USC
6. **CLARK, RUSTY**  
QB, 6-2, 212, Houston
7. **STRONG, JIM**  
RB, 6-2, 204, Houston
8. **CAMPBELL, CARTER**  
LB, 6-3, 214, Weber State
9. **RILEY, PRESTON**  
WR, 6-1, 180, Memphis State
10. **SCHREIBER, LARRY**  
RB, 6-0, 193, Tennessee Tech
11. **CROCKETT, DANNY**  
WR, 6-1, 170, Toledo
12. **TANT, BILL**  
T, 6-4, 245, Dayton
13. **VANDERSLICE, JIM**  
LB, 6-3, 220, Texas Christian
14. **KING, JACK**  
G, 6-2, 245, Clemson
15. **DELSIGNORE, DAVE**  
WR, 6-0, 175, Youngstown  
State
16. **PERKINS, PRODDUS**  
WR, 6-0, 178, Livingstone  
College
17. **CULTON, MIKE**  
P, 5-11, 185, LaVerne College

## 1971

(January 28-29, 1971)

(Drafted alternately 18-19)

1. **ANDERSON, TIM**  
CB, 5-11, 201, Ohio State
2. **(A) JANET, ERNIE**  
(Choice from Green Bay)  
G, 6-4, 243, Washington
2. **(B) ORDUÑA, JOE**  
RB, 6-0, 194, Nebraska
3. **(A) DICKERSON, SAM**  
(Choice from Philadelphia)  
WR, 6-2, 196, USC
3. **(B) PARKER, WILLIE**  
C, 6-3, 238, North Texas State
4. **HARRIS, TONY**  
RB, 6-3, 191, Toledo
5. **(A) SHATERNICK, DEAN**  
(Choice from Chicago)  
T, 6-5, 244, Kansas State
5. **(B) WELLS, GEORGE**  
(Choice from N.Y. Giants)  
LB, 6-1, 240, New Mexico State
5. **(C) RUSHING, MARTY**  
LB, 6-2, 239, Michigan
6. **BRESLER, AL**  
WR, 6-1, 185, Auburn
7. **WATSON, JOHN**  
T, 6-4, 251, Oklahoma
8. **McCANN, JIM**  
P, 6-2, 170, Arizona State
9. **COUCH, THERMAN**  
LB, 6-2, 218, Iowa State
10. **(A) CARDO, RON**  
(Choice from New Orleans)  
RB, 6-3, 254, Wisconsin State  
(Oshkosh)
10. **(B) JENNINGS, ERNIE**  
WR, 6-0, 170, Air Force
11. **REED, JOE**  
QB, 6-1, 196, Mississippi State
12. **BUNCH, JIM**  
DT, 6-3, 254, Wisconsin State  
(Platteville)
13. **BULLOCK, JOHN**  
RB, 5-11, 216, Purdue
14. **DUNSTAN, BILL**  
LB, 6-4, 217, Utah State
15. **LENNON, JOHN**  
DE, 6-3, 221, Colgate
16. **PURCELL, DAVE**  
DT, 6-4, 260, Kentucky
17. **CHARLTON, LEROY**  
CB, 6-2, 180, Florida A&M

## 1972

(February 1-2, 1972)

(Drafted alternately 19-18)

1. **BEASLEY, TERRY**  
WR, 5-11, 186, Auburn
2. **(A) McGill, RALPH**  
(Choice from N.Y. Giants)  
CB, 6-0, 181, Tulsa
2. **(B) BARRETT, JEAN**  
T, 6-6, 253, Tulsa
3. **DUNBAR, ALLEN**  
WR, 6-0, 196, Southern
4. **HALL, WINDLAN**  
CB, 5-11, 170, Arizona State
5. **GREENE, MIKE**  
LB, 6-4, 233, Georgia
6. **WALKER, JACKIE**  
SS, 6-0, 186, Tennessee

7. **HARDY, EDGAR**  
G, 6-4, 233, Jackson State
8. **WITTUM, TOM**  
P, 6-1, 185, Northern Illinois
9. **BROWN, JERRY**  
CB, 5-10, 170, Northwestern
10. **WILLIAMS, STEVE**  
DT, 6-4, 251, Western Carolina
11. **LAPUTKA, TOM**  
DE, 6-4, 235, Southern Illinois
12. **SETZLER, STEVE**  
DE, 6-3, 232, St. John's
13. **PETHGREW, LEON**  
T, 6-5, 228, San Fernando Valley State
14. **GUTHRIE, ERIC**  
OB, 6-0, 200, Boise State
15. **MADDOX, BOB**  
DE, 6-6, 235, Frostburg State
16. **DAVIS, RON**  
G, 6-2, 235, Virginia State
17. **ALEXANDER, TED**  
RB, 6-0, 192, Langston

## 1973

(January 30-31, 1973)

(Drafted alternately 18-19)

1. **HOLMES, MIKE**  
CB, 6-1, 180, Texas Southern
2. **HARPER, WILLIE**  
(Choice from N.Y. Giants)  
LB, 6-2, 205, Nebraska
2. **Choice to St. Louis**
3. **Choice to Denver via Washington**
4. **Choice to San Diego via Washington**
5. **(A) FULK, MIKE**  
(Choice from Chicago)  
LB, 6-3, 229, Indiana
5. **(B) BEVERLY, ED**  
WR, 5-11, 172, Arizona State
6. **MOORE, ARTHUR**  
DT, 6-5, 253, Tulsa
7. **MITCHELL, JOHN**  
LB, 6-3, 229, Alabama
8. **ATKINS, DAVID**  
RB, 6-1, 202, Texas - El Paso
9. **PRAETORIUS, ROGER**  
RB, 6-3, 228, Syracuse
10. **HUNT, CHARLIE**  
LB, 6-3, 218, Florida State
11. **DAHLBERG, TOM**  
RB, 6-2, 209, Gustavus Adolphus
12. **PETTUS, LARRY**  
T, 6-4, 228, Tennessee State
13. **KELSO, ALAN**  
C, 6-6, 244, Washington
14. **MORRISON, DENNIS**  
QB, 6-3, 207, Kansas State
15. **BETTIGA, MIKE**  
WR, 6-3, 181, Humboldt State
16. **OVEN, MIKE**  
TE, 6-4, 205, Georgia Tech
17. **ERICKSON, BOB**  
G, 6-3, 240, North Dakota State

## 1974

(January 29-30, 1974)

(Drafted 10th)

1. **(A) JACKSON, WILBUR**  
RB, 6-1, 205, Alabama

1. **(B) SANDIFER, BILL**  
(Choice from New England)  
DT, 6-6, 278, UCLA
2. **(A) FAHNHORST, KEITH**  
DT, 6-6, 248, Minnesota
2. **(B) WILLIAMS, DELVIN**  
(Choice from Washington)  
RB, 6-1, 197, Kansas
3. **Choice to St. Louis**
4. **(A) HASLERIG, CLINT**  
(Choice from N.Y. Jets via New Orleans)  
WR, 6-0, 189, Michigan
4. **Choice to New Orleans**
4. **(B) JOHNSON, SAMMY**  
(Choice from Green Bay)  
RB, 6-1, 217, North Carolina
5. **Choice to New Orleans**
6. **RAINES, MIKE**  
DT, 6-6, 255, Alabama
7. **JOHNSON, KERMIT**  
RB, 5-11, 189, UCLA
8. **SCHNEITZ, JIM**  
T, 6-3, 253, Missouri
9. **MOORE, MANFRED**  
RB, 6-1, 190, USC
10. **GASPARD, GLEN**  
LB, 6-1, 210, Texas
11. **BATTLE, GREG**  
S, 5-11, 188, Colorado State
12. **HULL, TOM**  
LB, 6-3, 229, Penn State
13. **OWEN, TOM**  
QB, 6-1, 195, Wichita State
14. **WILLIAMSON, WALT**  
DE, 6-4, 225, Michigan
15. **GRAY, LEONARD**  
TE, 6-8, 240, Long Beach State
16. **CONNORS, JACK**  
DB, 5-11, 185, Oregon
17. **STANLEY, LEVI**  
G, 6-2, 250, Hawaii

## 1975

(January 28-29, 1975)

(Drafted alternately 10-9)

1. **WEBB, JIMMY**  
DT, 6-5, 248, Mississippi State
2. **COLLINS, GREG**  
LB, 6-3, 228, Notre Dame
3. **Choice to N.Y. Giants**
3. **(A) HART, JEFF**  
(Choice from Buffalo)  
T, 6-5, 266, Oregon State
3. **(B) MIKE-MAYER, STEVE**  
(Choice from Washington)  
K, 6-0, 180, Maryland
3. **(C) BAKER, WAYNE**  
(Choice from St. Louis)  
DT, 6-6, 260, Brigham Young
4. **(A) ELAM, CLEVELAND**  
(Choice from New Orleans)  
DE, 6-3, 240, Tennessee State
4. **(B) OLIVER, FRANK**  
DB, 6-1, 189, Kentucky State
5. **BULLOCK, WAYNE**  
RB, 6-0, 232, Notre Dame
6. **Choice to Kansas City**
7. **Choice to Buffalo**
8. **KENDORICK, PRESTON**  
LB, 6-1, 217, Florida
9. **(A) JOHNSON, JAMES**  
DB, 6-2, 195, Tennessee State

9. **(B) NATALE, DAN**  
(Choice from Philadelphia)  
TE, 6-3, 223, Penn State
9. **(C) DOUGLAS, CEASER**  
(Choice from St. Louis)  
T, 6-5, 272, Illinois Wesleyan
10. **LAYTON, DONNIE**  
RB, 6-0, 190, South Carolina State
11. **HERNANDEZ, GENE**  
DB, 6-2, 173, Texas Christian
12. **WORLEY, RICK**  
DB, 6-1, 195, Howard Payne
13. **MITCHELL, DALE**  
LB, 6-3, 211, USC
14. **HENSON, DAVID**  
WR, 6-3, 173, Abilene Christian
15. **LAVIN, RICH**  
TE, 6-5, 223, Western Illinois
16. **Choice to Baltimore**
17. **Choice to Baltimore**

## 1976

(April 8-9, 1976)

(Drafted alternately 4 & 3)

1. **Choice to New England**
1. **Choice from Houston to New England**
2. **(A) CROSS, RANDY**  
C, 6-3, 245, UCLA
2. **(B) LEWIS, EDDIE**  
(Choice from Tampa Bay)  
CB, 6-0, 172, Kansas
3. **Choice from New Orleans to Kansas City**
3. **Choice to Dallas**
4. **RIVERA, STEVE**  
(Choice from Philadelphia)  
WR, 5-11, 190, California
4. **Choice to N.Y. Giants**
5. **Choice to Cincinnati**
5. **LEONARD, TONY**  
(Choice from Detroit)  
CB, 5-11, 170, Virginia Union
6. **(A) PENNYWELL, ROBERT**  
LB, 6-1, 222, Grambling
6. **(B) BULL, SCOTT**  
(Choice from St. Louis)  
DB, 6-5, 209, Arkansas
7. **CHESLEY, JAY**  
DB, 6-1, 184, Vanderbilt
8. **AYERS, JOHN**  
T, 6-5, 238, West Texas State
9. **HARRISON, KENNY**  
WR, 6-0, 170, Southern Methodist
10. **ROSS, ROBIN**  
T, 6-4, 248, Washington State
11. **HOFFER, PAUL**  
RB, 6-0, 186, Mississippi
12. **LOPER, GERALD**  
G, 6-2, 245, Florida
13. **BRUMFIELD, LARRY**  
CB, 6-0, 171, Indiana State
14. **MILLER, JOHNNY**  
G, 6-1, 241, Livingston
15. **STIDHAM, HOWARD**  
LB, 6-2, 214, Tennessee Tech
16. **LEWIS, REGGIE**  
DE, 6-1, 215, San Diego State
17. **JENKINS, DARRYL**  
RB, 6-2, 235, San Jose State

## 1977

(May 3-4, 1977)

(Drafted 16th)

1. Choice to New England
2. Choice to New England
3. **BOYD, ELMO**  
(Choice from Houston)  
WR, 5-11, 185, Eastern Kentucky
3. Choice to N.Y. Jets
4. **BLACK, STAN**  
S, 6-0, 204, Mississippi State
5. Choice to Buffalo
6. **(A) BURNS, MIKE**  
(Choice from Buffalo)  
CB, 6-0, 184, USC
6. **(B) HARLAN, JIM**  
C, 6-5, 241, Howard Payne
7. **VAN WAGNER, JIM**  
RB, 6-0, 202, Michigan Tech
8. Choice to N.Y. Giants
9. **POSEY, DAVID**  
K, 5-11, 167, Florida
10. Choice to Tampa Bay
11. **BILLICK, BRIAN**  
TE, 6-5, 232, Brigham Young
12. **MARTIN, SCOTT**  
T, 6-4, 257, North Dakota

## 1978

(May 2-3, 1978)

(Drafted 7th)

1. **(A) MacAFEE, KEN**  
TE, 6-4, 250, Notre Dame
1. **(B) BUNZ, DAN**  
(Choice from Miami)  
LB, 6-4, 230, Long Beach State
2. Choice to Buffalo
2. **DOWNING, WALT**  
(Choice from Chicago)  
G, 6-3, 254, Michigan
3. Choice to Buffalo
3. **HUGHES, ERNIE**  
(Choice from Baltimore)  
G, 6-3, 253, Notre Dame
4. **LeCOUNT, TERRY**  
WR, 5-10, 172, Florida
5. Choice to Baltimore
5. **(A) REESE, ARCHIE**  
(Choice from Houston via Kansas City and Chicago)  
DT, 6-2, 263, Clemson
5. **(B) THREADGILL, BRUCE**  
(Choice from Miami)  
DB, 6-0, 190, Mississippi State
6. Choice from Minnesota to Washington
6. **WALKER, ELLIOTT**  
RB, 5-11, 193, Pittsburgh
7. **QUILLAN, FRED**  
C, 6-5, 240, Oregon
8. Choice to Washington
9. **(A) REDDEN, HERMAN**  
DB, 6-2, 190, Howard
9. **(B) MOORE, DEAN**  
(Choice from Detroit)  
LB, 6-2, 210, Iowa
9. **(C) McDANIELS, STEVE**  
(Choice from Denver)  
T, 6-6, 276, Notre Dame
10. **CONNELL, MIKE**  
P, 6-1, 200, Cincinnati
11. **McCRAY, WILLIE**  
DE, 6-5, 234, Troy State

12. **(A) IRONS, DAN**  
T, 6-7, 260, Texas Tech

## 1979

(May 3-4, 1979)

(Drafted 1st)

1. Choice to Buffalo
2. **OWENS, JAMES**  
RB, 5-11, 188, UCLA
3. Choice to Seattle
3. **MONTANA, JOE**  
(Choice from Dallas via Seattle)  
QB, 6-2, 200, Notre Dame
4. Choice to Buffalo
5. **(A) SEABRON, TOM**  
LB, 6-3, 209, Michigan
5. **(B) ALDRIDGE, JERRY**  
(Choice from Detroit)  
RB, 6-2, 220, Angelo State
6. **VAUGHAN, RUBEN**  
DT, 6-2, 264, Colorado
7. **FRANCIS, PHIL**  
FB, 6-1, 205, Stanford
8. Choice to Green Bay
9. **HAMILTON, STEVE**  
DE, 6-3, 240, Missouri
10. **(A) CLARK, DWIGHT**  
WR, 6-3, 204, Clemson
10. **(B) BALLAGE, HOWARD**  
(Choice from Tampa Bay)  
CB, 6-1, 182, Colorado
11. **McBRIDE, BILLY**  
DB, 6-1, 187, Tennessee State
12. **CONNORS, ROD**  
(78 Supplemental Draft)  
RB, 6-2, 190, USC

## 1980

(April 29-30, 1980)

(Drafted alternately 2 & 1)

1. Choice to N.Y. Jets
  1. **(A) COOPER, EARL**  
(Choice from N.Y. Jets)  
RB, 6-2, 227, Rice
  1. **(B) STUCKEY, JIM**  
(Choice from Denver via N.Y. Jets)  
DE, 6-4, 245, Clemson
  2. Choice to Buffalo
  2. Choice from Detroit to Minnesota
  2. **TURNER, KEENA**  
(Choice from Minnesota)  
LB, 6-2, 219, Purdue
  3. Choice to Los Angeles
  3. **(A) MILLER, JIM**  
(Choice from Minnesota)  
P, 5-11, 183, Mississippi
  3. **(B) PUKI, CRAIG**  
(Choice from Washington via Los Angeles)  
LB, 6-1, 231, Tennessee
  4. **(A) CHURCHMAN, RICKY**  
SS, 6-1, 193, Texas
  4. **(B) HODGE, DAVID**  
(Choice from New England via Los Angeles)  
LB, 6-2, 221, Houston
  5. **TINES, KEN**  
DT, 6-2, 246, Southern
  6. **WILLIAMS, HERB**  
CB, 6-0, 198, Southern
  7. Choice to Cincinnati
  8. Choice to Oakland,
8. **LEOPOLD, BOBBY**  
(Choice from Oakland)  
LB, 6-1, 215, Notre Dame
  9. Choice to Detroit via Kansas City
  9. **HARTWIG, DAN**  
(Choice from Oakland)  
QB, 6-3, 212, Cal Lutheran
  10. Choice to Pittsburgh
  11. Choice to Miami
  12. Choice to Pittsburgh

## 1981

(April 28-29, 1981)

(Drafted alternately 8-10)

1. **LOTT, RONNIE**  
DB, 6-0, 199, USC
2. **(A) HARTY, JOHN**  
(Choice from Washington)  
DT, 6-4, 253, Iowa
2. Choice to Chicago
2. **(B) WRIGHT, ERIC**  
(Choice from Chicago)  
DB, 6-1, 180, Missouri
3. **WILLIAMSON, CARLTON**  
DB, 6-0, 204, Pittsburgh
4. Choice to Dallas
5. **(A) THOMAS, LYNN**  
DB, 5-11, 181, Pittsburgh
5. **(B) JONES, ARRINGTON**  
(Choice from Chicago)  
FB, 6-0, 230, Winston-Salem
6. **KUGLER, PETE**  
DT, 6-4, 255, Penn State
7. Choice to Philadelphia
8. **WHITE, GARRY**  
RB, 5-11, 201, Minnesota
9. Choice to Cincinnati
10. Choice to Baltimore
11. **DeBOSE, RON**  
TE, 6-5, 229, UCLA
12. **(A) OGLIVIE, MAJOR**  
RB, 5-11, 202, Alabama
12. **(B) ADAMS, JOE**  
(Choice from Pittsburgh)  
DB, 6-3, 185, Tennessee State

## 1982

(April 27-28, 1982)

(Drafted 27th)

1. Choice to New England
2. **PARIS, WILLIAM "BUBBA"**  
(Choice from New England)  
T, 6-6, 293, Michigan
2. Choice from Washington to New England
2. Choice to New England
3. Choice to San Diego
4. Choice to New England
5. **WILLIAMS, NEWTON**  
LB, 5-10, 204, Arizona State
6. **WILLIAMS, VINCE**  
(Choice from Oakland)  
FB, 6-0, 231, Oregon
6. Choice to New Orleans
7. **FERRARI, RON**  
LB, 6-0, 212, Illinois
8. Choice to New Orleans
9. **CLARK, BRYAN**  
QB, 6-2, 196, Michigan State
10. **(A) McMLORE, DANA**  
(Choice from Tampa Bay)  
DB, 5-10, 183, Hawaii

10. (B) **BARBIAN, TIM**  
DT, 6-3, 230, Western Illinois
11. **GIBSON, GARY**  
LB, 6-1, 215, Arizona
12. **WASHINGTON, TIMOTHY**  
CB, 5-9, 184, Fresno State

## 1983

(April 26-27, 1983)

(Drafted alternately 5-8)

1. **Choice to San Diego**
2. **Choice to L.A. Rams**
3. **CRAIG, ROGER**  
(Choice from San Diego)  
RB, 6-0, 222, Nebraska
3. **MONTGOMERY, BLANCHARD**  
(Choice from L.A. Rams)  
LB, 6-2, 236, UCLA
3. **Choice to L.A. Rams**
4. **Choice to Denver to L.A. Rams**
4. **HOLMÖE, TOM**  
DB, 6-2, 180, Brigham Young
5. **ELLISON, RIKI**  
LB, 6-2, 220, USC
6. **Choice to Tampa Bay**
7. **MOTEN, GARY**  
LB, 6-1, 210, Southern Methodist
8. **Choice to San Diego**
9. **MULARKEY, MIKE**  
TE, 6-4, 245, Florida
9. **Choice from Cleveland to Chicago**
10. **MERRELL, JEFF**  
NT, 6-4, 264, Nebraska
11. **SAPOLU, JESSE**  
G-C, 6-4, 260, Hawaii
12. **Choice to Chicago**

## 1984

(May 1-2, 1984)

(Drafted alternately 23-24)

1. **SHELL, TODD**  
LB, 6-4, 225, Brigham Young
2. **Choice to L.A. Raiders**
2. **FRANK, JOHN**  
(Choice from L.A. Raiders)  
TE, 6-3, 225, Ohio State
3. **McINTYRE, GUY**  
(Choice from St. Louis)  
G, 6-3, 271, Georgia
3. **Choice to St. Louis**
4. **Choice from Tampa Bay to Seattle**
4. **Choice to San Diego**
5. (A) **CARTER, MICHAEL**  
(Choice from Atlanta)  
DT, 6-2, 281, Southern Methodist
5. **Choice from Denver to Atlanta**
5. **Choice to St. Louis**
5. (B) **FULLER, JEFF**  
(Choice from Washington, via L.A. Raiders)  
LB-S, 6-2, 216, Texas A&M
5. **Choice to Atlanta**
7. **Choice to New England**
8. **Choice to San Diego**
9. (A) **MILLER, LEE**  
(Choice from Chicago)  
DB, 6-1, 186, Cal State-Fullerton
9. (B) **HARMON, DERRICK**  
RB, 5-10, 202, Cornell

10. **MORITZ, DAVE**  
WR, 6-0, 181, Iowa
11. **PENDLETON, KIRK**  
WR, 6-3, 191, Brigham Young
12. **Choice from Chicago to Miami**
12. **Choice to San Diego**

## 1985

(April 30-May 1, 1985)

(Drafted 28th)

1. **RICE, JERRY**  
(Choice from New England)  
WR, 6-2, 200, Mississippi Valley State
1. **Choice to New England**
2. **Choice to New England**
3. **MOORE, RICKY**  
(Choice from New England)  
FB, 5-11, 236, Alabama
3. **Choice to New England**
4. **Choice to Buffalo**
5. **COLLIE, BRUCE**  
T, 6-6, 275, Texas-Arlington
6. **BARRY, SCOTT**  
QB, 6-2, 190, UC-Davis
7. **Choice to San Diego**
8. **Choice to New England**
9. **Choice to San Diego**
10. **Choice to Seattle**
11. **WOOD, DAVID**  
DE, 6-4, 255, Arizona
12. **CHUMLEY, DONALD**  
DT, 6-4, 259, Georgia

## 1986

(April 29-30, 1986)

(Drafted 18th)

1. **Choice to Dallas**
1. **Choice from Dallas to Buffalo**
2. **Choice from Buffalo to Detroit**
2. **ROBERTS, LARRY**  
(Choice from Detroit)  
DE, 6-3, 264, Alabama
2. **Choice to Washington**
3. (A) **RATHMAN, TOM**  
(Choice from Buffalo)  
FB, 6-1, 232, Nebraska
3. (B) **McKYER, TIM**  
(Choice from Philadelphia)  
CB, 6-0, 174, Texas-Arlington
3. **Choice from Detroit to L.A. Rams**
3. (C) **TAYLOR, JOHN**  
WR, 6-1, 185, Delaware State
4. (A) **HALEY, CHARLES**  
(Choice from Cleveland via L.A. Rams)  
LB, 6-5, 230, James Madison
4. (B) **WALLACE, STEVE**  
(Choice from Washington via L.A. Rams)  
T, 6-5, 276, Auburn
4. (C) **FAGAN, KEVIN**  
DT, 6-3, 260, Miami (Fla.)
5. **Choice to San Diego**
5. **MILLER, PAT**  
(Choice from Dallas)  
LB, 6-1, 220, Florida
6. **Choice to Washington**
6. **GRIFFIN, DON**  
(Choice from N.Y. Jets)  
FS, 6-0, 176, Middle Tennessee State
7. **Choice to New England**

8. (A) **POPP, JIM**  
(Choice from Philadelphia)  
TE, 6-5, 239, Vanderbilt
8. (B) **SNIPES, ROOSEVELT**  
(85 Supplemental Draft)  
RB, 5-9, 175, Florida State
9. **CHERRY, TONY**  
RB, 5-7, 187, Oregon
10. (A) **STINSON, ELLISTON**  
WR, 5-10, 175, Rice
10. (B) **HALLMAN, HAROLD**  
(Choice from Washington)  
NG, 5-11, 234, Auburn
11. **Choice to San Diego**
12. **Choice to Tampa Bay**

## 1987

(April 28, 1987)

(Drafted 22nd)

1. (A) **BARTON, HARRIS**  
T, 6-3, 280, North Carolina
1. (B) **FLAGLER, TERRENCE**  
(Choice from Washington)  
RB, 6-0, 200, Clemson
2. **BREGEL, JEFF**  
(Choice from Philadelphia)  
G, 6-4, 280, USC
2. **Choice to Tampa Bay**
3. **Choice to Buffalo**
4. **Choice to Tampa Bay**
5. **JOKISCH, PAUL**  
WR, 6-7, 230, Michigan
6. **WHITE, BOB**  
LB, 6-2, 246, Penn State
7. **DeLINE, STEVE**  
K, 5-11, 180, Colorado State
8. **GRAYSON, DAVID**  
LB, 6-2, 220, Fresno State
9. **SHELLEY, JONATHAN**  
CB, 6-0, 176, Mississippi
10. **PAYE, JOHN**  
(Choice from New England via L.A. Raiders)  
QB, 6-3, 205, Stanford
11. **Choice to L.A. Raiders from Philadelphia via 49ers**
11. **NICHOLAS, CALVIN**  
WR, 6-4, 208, Grambling
12. **Choice to L.A. Raiders**

## 1988

(April 24-25, 1988)

(Drafted 25th)

1. **Choice to L.A. Raiders**
1. (A) **STUBBS, DANIEL**  
(Choice from L.A. Raiders)  
DE, 6-4, 260, Miami (Fla.)
2. (B) **HOLT, PIERCE**  
(Choice from Philadelphia via Tampa Bay)  
DE/DT, 6-4, 280, Angelo State
2. **Choice to Tampa Bay**
3. **ROMANOWSKI, BILL**  
LB, 6-4, 231, Boston College
4. **HELTON, BARRY**  
(Choice from Chicago via L.A. Raiders)  
P, 6-3, 205, Colorado
4. **Choice to Tampa Bay**
5. **Choice to N.Y. Jets**
5. **Choice to Buffalo**
6. **Choice to Tampa Bay**
7. **BRYANT, KEVIN**  
LB, 6-2, 223, Delaware State

8. **CLARKSON, LARRY**  
T, 6-7, 303, Montana
9. **BONNER, BRIAN**  
LB, 6-1, 220, Minnesota
10. **FOLEY, TIM**  
K, 5-10, 210, Georgia Southern
11. **BROOKS, CHET**  
CB, 5-11, 191, Texas A&M
12. **MIRA, JR., GEORGE**  
LB, 6-0, 230, Miami (Fla.)

## 1989

(April 30-May 1, 1989)  
(Drafted 28th)

1. **DeLONG, KEITH**  
LB, 6-2, 235, Tennessee
2. **WALLS, WESLEY**  
TE, 6-5, 246, Mississippi
3. **HENDERSON, KEITH**  
FB, 6-1, 220, Georgia
4. **BARBER, MIKE**  
WR, 5-10, 172, Marshall
5. **(A) JACKSON, JOHNNY**  
(Choice from L.A. Raiders)  
CB/S, 6-1, 204, Houston
5. **(B) Choice to L.A. Raiders**
6. **HENDRICKSON, STEVE**  
LB, 6-0, 245, California
7. **Choice to San Diego**  
Wes Chandler trade - 1988
8. **Choice to L.A. Raiders**
9. **HARMON, RUDDY**  
LB, 6-1, 230, LSU
10. **SINCLAIR, ANDY**  
C, 6-3, 285, Stanford
11. **(A) BELL, JIM**  
(Choice from L.A. Raiders)  
RB, 6-0, 205, Boston College
11. **(B) McGEE, NORM**  
WR, 6-0, 180, North Dakota
12. **(A) GOSS, ANTONIO**  
(Choice from L.A. Raiders)  
LB, 6-4, 228, North Carolina
12. **(B) Choice to L.A. Raiders**

## 1990

(April 22-23, 1990)  
(Drafted 28th)

1. **CARTER, DEXTER**  
RB, 5-9, 170, Florida State
2. **(A) BROWN, DENNIS**  
(Choice from Minnesota via Dallas)  
DE-OT, 6-4, 290, Washington
2. **(B) DAVIS, ERIC**  
CB, 5-11, 178, Jacksonville State
3. **LEWIS, RONALD**  
(Choice from Kansas City via Dallas)  
WR, 5-11, 173, Florida State
3. **Choice to Dallas**
4. **CALIGUIRE, DEAN**  
(Choice from L.A. Raiders)  
G-C, 6-2, 282, Pittsburgh
4. **Choice to L.A. Raiders**
5. **Choice to L.A. Raiders**
6. **POLLACK, FRANK**  
T-G, 6-4, 277, Northern Arizona
7. **Choice to San Diego**
8. **PICKENS, DWIGHT**  
WR, 5-10, 170, Fresno State
9. **HAGGINS, ODELL**  
NT, 6-2, 271, Florida State
10. **HARRISON, MARTIN**  
DE, 6-5, 240, Washington

11. **SHELTON, ANTHONY**  
(Choice from Miami)  
S, 6-1, 195, Tennessee State
11. **Choice to Dallas**
12. **Choice to L.A. Raiders**

## 1991

(April 21-22, 1991)  
(Drafted 26th)

1. **WASHINGTON, TED**  
NT/DE, 6-4, 299, Louisville
2. **(A) WATTERS, RICKY**  
(Choice from Cincinnati)  
RB, 6-1, 212, Notre Dame
2. **Choice to Cincinnati**
2. **(B) JOHNSON, JOHN**  
LB, 6-3, 230, Clemson
3. **Choice to Green Bay**
4. **DONAHUE, MITCH**  
(Choice from Green Bay)  
LB, 6-2, 254, Wyoming
4. **Choice to Cincinnati**
5. **(A) HANKS, MERTON**  
(Choice from Green Bay)  
CB, 6-2, 185, Iowa
5. **(B) BOATSWAIN, HARRY**  
T, 6-4, 295, New Haven
6. **BOWLES, SCOTT**  
T, 6-5, 280, North Texas State
7. **CANLEY, SHELDON**  
RB, 5-9, 195, San Jose State
8. **HARGAIN, TONY**  
WR, 6-0, 188, Oregon
9. **RIDDICK, LOUIS**  
S, 6-2, 217, Pittsburgh
10. **HOLDBROOKS, BYRON**  
NT/DE, 6-5, 280, Alabama
11. **SLAUGHTER, BOBBY**  
WR, 5-11, 171, Louisiana Tech
12. **CONFER, CLIFF**  
DE, 6-3, 270, Michigan State

## 1992

(April 26-27, 1992)  
(Drafted 18th)

1. **HALL, DANA**  
S, 6-2, 206, Washington
2. **LEE, AMP**  
RB, 5-11, 200, Florida State
3. **BOLLINGER, BRIAN**  
G, 6-5, 285, North Carolina
4. **THOMAS, MARK**  
(Choice from Green Bay)  
DE, 6-5, 258, North Carolina State

4. **Choice to Green Bay**
5. **Choice to Green Bay**
6. **Choice to Green Bay**
6. **RUSSELL, DAMIEN**  
(Choice from Pittsburgh)  
S, 6-1, 204, Virginia Tech
7. **Choice to Pittsburgh**
8. **Choice to Pittsburgh (from Green Bay)**
8. **Choice to Pittsburgh**
9. **HAGAN, DARIAN**  
Return Specialist, 5-9, 191, Colorado
10. **MAYFIELD, COREY**  
NT, 6-2, 280, Oklahoma
11. **COVINGTON, TOM**  
TE, 6-3, 241, Georgia Tech
12. **LaBOUNTY, MATT**  
DE, 6-4, 254, Oregon

## 1993

(April 25-26, 1993)  
(Drafted 26th)

1. **Choice to Phoenix from Kansas City**
1. **Choice to New Orleans from Phoenix**
1. **(A) STUBBLEFIELD, DANA**  
(Choice from New Orleans)  
DE, 6-2, 302, Kansas
1. **(B) KELLY, Todd**  
DE, 6-2, 259, Tennessee
2. **Choice to San Diego from L.A. Raiders**
2. **HARDY, ADRIAN**  
(Choice from San Diego)  
CB, 5-11, 194, Northwestern State
2. **Choice to Green Bay**
2. **Choice to L.A. Raiders from Dallas**
3. **Choice to L.A. Raiders from New Orleans**
3. **Choice to San Diego**
4. **Choice to San Diego**
5. **SMITH, ARTIE**  
(Choice from Phoenix)  
DE, 6-4, 303, Louisiana Tech
5. **Choice to San Diego**
6. **DALMAN, CHRIS**  
G-C, 6-3, 285, Stanford
7. **WILSON, TROY**  
DE, 6-4, 235, Pittsburg State (KA)
8. **GRBAC, ELVIS**  
(Choice from Minnesota)  
QB, 6-5, 232, Michigan
8. **Choice to San Diego**

## SAN FRANCISCO 49ERS DRAFT DAY TRADES — 1993

(all picks were 1993 unless otherwise noted)

- 1) 49ers traded their 1st round pick (18th overall from Kansas City) to the Phoenix Cardinals for their 1st round pick (20th overall) and their 5th round pick (118th overall).
- 2) 49ers traded their 1st round pick (20th overall) acquired from Phoenix to New Orleans for their 1st round pick (28th overall) and their 3rd round pick (81st overall).
- 3) 49ers traded their 2nd round pick (56th overall from Dallas) and a 3rd round pick (81st overall) acquired from New Orleans to the L.A. Raiders for their 2nd round pick (41st overall).
- 4) 49ers traded a 2nd round pick (41st overall) acquired from the Raiders—see earlier trade) to the San Diego Chargers for their 1st round pick in 1994.
- 5) 49ers traded their 3rd round pick (82nd overall), 4th round pick (110th overall) and 5th round pick (138th overall) to the San Diego Chargers for their 2nd round pick (48th overall).
- 6) 49ers traded their 8th round pick (222nd overall) to the San Diego Chargers for their 6th round pick in 1994.

**QUAL-MED**  
HEALTH PLAN

**STADIUM**

**AD**  
The Employem.

**RECORDS**



# 49ers' NFL Career Leaders

## RUSHING

(Yards)

Player	No.	Yds.	Avg.	Long.	TD
1. Perry, Joe (1950-60, 1963) .....	1,475	7,344	4.9	78t	50
AAFC Totals (1946-49) .....	192	1,345	7.0	59	18
2. Craig, Roger (1983-90) .....	1,686	7,064	4.2	71	50
3. Willard, Ken (1965-73) .....	1,582	5,930	3.7	69t	45
4. Smith, J.D. (1956-64) .....	1,007	4,370	4.3	80t	37
5. McElhenny, Hugh (1952-60) .....	877	4,288	4.9	89t	35
6. Tyler, Wendell (1983-86) .....	624	3,112	5.0	40	17
7. Williams, Delvin (1974-77) .....	669	2,966	4.4	80t	20
8. Jackson, Wilbur (1974-79) .....	745	2,955	3.9	80	10
9. Washington, Vic (1971-73) .....	483	1,813	3.8	42	14
10. Hofer, Paul (1976-81) .....	416	1,746	4.2	47	16

## PASSING

(Completions)

Player	Att.	Comp.	Pct.	Yds.	TD	Int.
1. Montana, Joe (1979-92) .....	4,600	2,929	.636	35,124	244	123
2. Brodie, John (1957-73) .....	4,491	2,469	.550	31,548	214	224
3. Tittle, Y.A. (1951-60) .....	2,194	1,226	.559	16,016	108	134
4. DeBerg, Steve (1977-80) .....	1,201	670	.558	7,220	37	60
5. Young, Steve (1987-92) .....	1,005	641	.637	8,660	65	21
6. Spurrier, Steve (1967-75) .....	840	441	.525	5,250	33	48
7. Albert, Frank (1950-52) .....	601	316	.526	3,847	27	43
AAFC Totals (1946-49) .....	963	515	.534	6,948	88	55
8. Plunkett, Jim (1976-77) .....	491	254	.517	3,285	22	30
9. Bono, Steve (1989-92) .....	298	181	.607	2,142	14	6
10. Snead, Norman (1974-75) .....	237	138	.582	1,705	11	11

## RECEIVING

(Catches)

Player	No.	Yds.	Avg.	Long	TD
1. Rice, Jerry (1985-92) .....	610	10,273	16.8	96t	103
2. Craig, Roger (1983-90) .....	508	4,442	8.7	73	16
3. Clark, Dwight (1979-87) .....	506	6,750	13.3	80t	48
4. Wilson, Billy (1951-60) .....	407	5,902	14.5	77t	49
5. Washington, Gene (1969-77) .....	371	6,664	17.9	79t	59
6. Solomon, Freddie (1978-85) .....	310	4,873	15.7	93t	43
7. Casey, Bernie (1961-66) .....	277	4,008	14.5	68t	27
8. Willard, Ken (1965-73) .....	273	2,156	7.8	62	16
9. Soltau, Gordy (1950-58) .....	249	3,487	14.0	54t	25
10. Taylor, John (1987-92) .....	221	3,740	16.9	97t	31

## RECEIVING (Yards)

Player	No.	Yds.	Avg.	Long	TD
1. Rice, Jerry (1985-92)	610	10,273	16.8	96t	103*
2. Clark, Dwight (1979-87)	506	6,750	13.3	80t	48
3. Washington, Gene (1969-77)	371	6,664	17.9	79t	59
4. Wilson, Billy (1951-60)	407	5,902	14.5	77t	49
5. Solomon, Freddie (1978-85)	310	4,873	15.7	93t	43
6. Craig, Roger (1983-90)	508	4,442	8.7	73	16
7. Casey, Bernie (1961-66)	277	4,008	14.5	68t	27
8. Taylor, John (1986-92)	221	3,740	16.9	97t	31
9. Soltau, Gordy (1950-58)	249	3,487	14.0	54t	25
10. Parks, Dave (1964-67)	208	3,334	16.0	83t	27

## SCORING (Total Points)

Player	TD	PAT	FG	TOTAL
1. Wersching, Ray (1977-87)	—	409	190	979
2. Davis, Tommy (1959-69)	—	348	130	738
3. Rice, Jerry (1985-92)	108	—	—	648
4. Soltau, Gordy (1950-58)	25	284	70	644
5. Cofer, Mike (1988-92)	—	235	113	574
6. Gossett, Bruce (1970-74)	—	163	99	460
7. Craig, Roger (1983-90)	66	—	—	396
8. Willard, Ken (1965-73)	61	—	—	366
9. Washington, Gene (1969-77)	59	—	—	354
10. Perry, Joe (1950-60, 1963)	57	6	1	351
AAFC Totals (1946-49)	23	—	—	138

## FIELD GOALS (Made)

Player	Att.	Made	Pct.	Long
1. Wersching, Ray (1977-87)	261	190	.727	53
2. Davis, Tommy (1959-69)	276	130	.471	53
3. Cofer, Mike (1988-92)	165	113	.684	56
4. Gossett, Bruce (1970-74)	153	99	.641	54
5. Soltau, Gordy (1950-58)	138	70	.507	42
6. Mike-Mayer, Steve (1975-76)	56	30	.536	54
7. Gavric, Momcilo (1969)	11	3	.273	32
8. Bahr, Matt (1981)	6	2	.333	47
Patera, Dennis (1968)	8	2	.250	21
10. Wittum, Tom (1977)	2	1	.500	28
Perry, Joe (1950-60, 1963)	6	1	.167	14

\* NFL Record

## INTERCEPTIONS (Number)

Player	No.	Yds.	Avg.	Long	TD
1. Lott, Ronnie (1981-90)	51	643	12.6	83t	5
2. Johnson, Jimmy (1961-76)	47	615	13.1	63	2
3. Alexander, Kermit (1963-69)	36	499	13.7	66t	1
4. Hicks, Dwight (1979-85)	30	586	19.5	72	3
5. Wagner, Lowell (1950-53, 1955)	25	331	13.2	40	0
AAFC Totals (1949)	6	121	12.4	NA	1
6. Berry, Rex (1951-56)	22	404	18.4	44t	3
7. Baker, Dave (1959-61)	21	294	14.0	40	0
8. Moegle, Dick (1955-59)	20	232	11.6	40	1
9. Griffin, Don (1986-92)	19	43	2.2	23	0
10. Wright, Eric (1981-90)	18	256	14.2	60t	2
Taylor, Bruce (1970-77)	18	201	11.2	70	0

## INTERCEPTIONS (Yards)

Player	No.	Yds.	Avg.	Long	TD
1. Lott, Ronnie (1981-90)	51	643	12.6	83t	5
2. Johnson, Jimmy (1961-76)	47	615	13.1	63	2
3. Hicks, Dwight (1979-85)	30	586	19.5	72	3
4. Alexander, Kermit (1963-69)	36	499	13.7	66t	1
5. Berry, Rex (1951-56)	22	404	18.4	44t	3
6. Wagner, Lowell (1950-53, 1955)	25	331	13.2	40	0
AAFC Totals (1949)	6	121	12.4	NA	1
7. Baker, Dave (1959-61)	21	294	14.0	40	0
Williamson, Carlton (1981-88)	17	294	17.3	82	1
9. Wright, Eric (1981-90)	18	256	14.2	60t	2
10. Moegle, Dick (1955-59)	20	232	11.6	40	1

## PUNTING (Yards)

Player	No.	Yds.	Avg.	Long	BLK
1. Davis, Tommy (1959-69)	511	22,841	44.7	82	2
2. Wittum, Tom (1973-77)	380	15,494	40.8	68	9
3. Runager, Max (1984-88)	281	11,370	40.5	62	4
4. Spurrier, Steve (1967-75)	230	8,818	38.3	61	1
5. Miller, Jim (1980-82)	214	8,686	40.6	80	1
6. Helton, Barry (1988-90)	202	7,824	38.7	56	2
7. Albert, Frank (1950-52)	139	5,828	41.9	70	0
AAFC Totals (1946-49)	160	7,040	44.0	NA	1
8. McCann, Jim (1971-72)	113	4,439	39.3	63	1
9. Connell, Mike (1978)	96	3,583	37.3	59	0
10. Jessup, Bill (1951-52, 54-58)	75	3,076	41.0	63	0

## PUNT RETURNS (Yards)

Player	No.	Yds.	Avg.	Long	TD
1. McLemore, Dana (1982-87)	142	1,531	10.8	93t	4
2. Taylor, John (1986-92)	139	1,466	10.5	95t	2
3. Taylor, Bruce (1970-77)	142	1,323	9.3	76	0
4. McGill, Ralph (1972-76)	105	964	9.2	54	1
5. Woodson, Abe (1958-64)	105	949	9.0	85t	2
6. Solomon, Freddie (1978-85)	106	804	7.6	57t	2
7. Alexander, Kermit (1963-69)	120	782	6.5	70t	2
8. Arenas, Joe (1951-57)	124	774	6.2	67t	1
9. Griffin, Don (1986-92)	74	667	9.0	76t	1
10. McElhenny, Hugh (1952-60)	99	648	6.5	94t	1

## PUNT RETURNS (Number)

Player	No.	Yds.	Avg.	Long	TD
1. McLemore, Dana (1982-87)	142	1,531	10.8	93t	4
Taylor, Bruce (1970-77)	142	1,323	9.3	76	0
3. Taylor, John (1986-92)	139	1,466	10.5	95t	2
4. Arenas, Joe (1951-57)	124	774	6.2	67t	1
5. Alexander, Kermit (1963-69)	120	782	6.5	70t	2
6. Solomon, Freddie (1978-85)	106	804	7.6	57t	2
7. McGill, Ralph (1972-76)	105	964	9.2	54	1
Woodson, Abe (1958-64)	105	949	9.0	85t	2
9. McElhenny, Hugh (1952-60)	99	648	6.5	94t	1
10. Griffin, Don (1986-92)	74	667	9.0	76t	1

## KICKOFF RETURNS (Yards)

Player	No.	Yds.	Avg.	Long	TD
1. Woodson, Abe (1958-64)	166	4,873	29.4	105t	5
2. Arenas, Joe (1951-57)	139	3,798	27.3	96	1
3. Alexander, Kermit (1963-69)	137	3,271	23.9	56	0
4. Washington, Vic (1971-73)	84	2,178	25.9	98t	1
5. Owens, James (1979-80)	72	1,728	24.0	101t	2
6. Cunningham, Doug (1967-73)	68	1,613	23.7	94	0
7. Carter, Dexter (1990-92)	80	1,593	19.9	98t	1
8. Monroe, Carl (1983-87)	71	1,569	22.1	95t	1
9. McElhenny, Hugh (1952-60)	65	1,494	22.9	55	0
10. Hofer, Paul (1976-81)	68	1,474	21.7	48	0

# 49ers' Leaders By Years

## RUSHING

Year	Player	Aft.	Yds.	Avg.	Long	TD	NFL/NFC Rank
1946	Standlee, Norm	134	683	5.1	—	2	—
1947	Strzykalski, John	143	906	6.3	50	5	—
1948	Strzykalski, John	141	915	6.5	—	4	—
1949	Perry, Joe	115	783	6.8	59	8	—
1950	Perry, Joe	124	647	5.2	78†	5	5
1951	Perry, Joe	136	677	5.0	58†	3	5
1952	Perry, Joe	158	725	4.6	78†	8	3
1953	Perry, Joe	192	1,018	5.3	51†	10	1
1954	Perry, Joe	173	1,049	6.1	58	8	1
1955	Perry, Joe	156	701	4.5	42	2	5
1956	McElhenny, Hugh	185	916	5.0	86†	8	3
1957	McElhenny, Hugh	102	478	4.7	61	1	15
1958	Perry, Joe	125	758	6.1	73†	4	3
1959	Smith, J.D.	207	1,036	5.0	73†	10	2
1960	Smith, J.D.	174	780	4.5	41	5	5
1961	Smith, J.D.	167	823	4.9	33	8	5
1962	Smith, J.D.	258	907	3.5	28	6	6
1963	Smith, J.D.	162	560	3.5	52†	5	13
1964	Kopay, Dave	75	271	3.6	18	0	32
1965	Willard, Ken	189	778	4.1	32	5	4
1966	Willard, Ken	191	763	4.0	49	5	5
1967	Willard, Ken	169	510	3.0	20	5	17
1968	Willard, Ken	227	967	4.3	69†	7	2
1969	Willard, Ken	171	557	3.3	18	7	13
1970	Willard, Ken	236	789	3.3	20	7	9/6
1971	Willard, Ken	216	855	4.0	49	4	15/9
1972	Washington, Vic	141	468	3.3	33	3	42/20
1973	Washington, Vic	151	534	3.5	25	8	32/15
1974	Jackson, Wilbur	174	705	4.1	64	0	17/8
1975	Williams, Delvin	117	631	5.4	52	3	21/13
1976	Williams, Delvin	248	1,203	4.9	80†	7	3/2
1977	Williams, Delvin	268	931	3.5	40	7	10/5
1978	Simpson, O.J.	161	593	3.7	34	1	39/19
1979	Hofer, Paul	123	615	5.0	47	7	33/17
1980	Cooper, Earl	171	720	4.2	47	5	23/12
1981	Patton, Ricky	152	543	3.6	28	4	35/16
1982	Moore, Jeff	85	281	3.3	19	4	37/16
1983	Tyler, Wendell	176	856	4.9	39	4	19/10
1984	Tyler, Wendell	246	1,262	5.1	40	7	5/5
1985	Craig, Roger	214	1,050	4.9	62†	9	13/8
1986	Craig, Roger	204	830	4.1	25	7	13/8
1987	Craig, Roger	215	815	3.8	25	3	8/5
1988	Craig, Roger	310	1,502	4.8	46†	9	3/2
1989	Craig, Roger	271	1,054	3.9	27	6	10/5
1990	Carter, Dexter	114	460	4.0	74†	1	39/19
1991	Henderson, Keith	137	561	4.1	25	2	30/11
1992	Watters, Ricky	206	1,013	4.9	43	9	13/8

## PASSING

Year	Player	Aft.	Comp.	Pct.	Yds.	TD	Int.	Rating	NFL/NFC Rank
1946	Albert, Frank	197	104	52.9	1,404	14	14	—	—
1947	Albert, Frank	242	128	52.9	1,692	18	15	—	—
1948	Albert, Frank	264	154	58.3	1,990	29	10	—	—
1949	Albert, Frank	260	129	49.6	1,862	27	16	—	—
1950	Albert, Frank	306	155	50.7	1,767	14	23	52.6	8
1951	Albert, Frank	166	90	50.7	1,116	5	10	60.2	8
1952	Tittle, Y.A.	208	106	51.0	1,407	11	12	66.4	5
1953	Tittle, Y.A.	259	149	57.5	2,121	20	16	84.0	3

1954	Tittle, Y.A.	295	170	57.6	2,205	9	9	78.4	7
1955	Tittle, Y.A.	287	147	51.2	2,185	17	28	56.5	4
1956	Tittle, Y.A.	218	124	56.9	1,641	7	12	68.5	7
1957	Tittle, Y.A.	279	176	63.1	2,157	13	15	79.6	6
1958	Tittle, Y.A.	208	120	57.7	1,467	9	15	59.1	3
1959	Tittle, Y.A.	199	102	51.3	1,331	10	15	58.2	4
1960	Brodie, John	207	103	49.8	1,111	6	9	57.8	5
1961	Brodie, John	283	155	54.8	2,588	14	12	84.5	4
1962	Brodie, John	304	175	57.6	2,272	18	16	78.1	6
1963	McHan, Lamar	195	83	42.3	1,243	8	11	54.3	15
1964	Brodie, John	392	193	49.2	2,498	14	16	64.3	12
1965	Brodie, John	391	242	61.9	3,112	30	16	95.2	3
1966	Brodie, John	427	232	54.3	2,810	16	22	65.5	8
1967	Brodie, John	349	168	48.1	2,013	11	16	57.5	11
1968	Brodie, John	404	234	57.9	3,020	22	21	77.9	3
1969	Brodie, John	347	194	55.9	2,405	16	15	74.9	7
1970	Brodie, John	378	223	59.0	2,941	24	10	93.9	1/1
1971	Brodie, John	387	208	53.7	2,642	18	24	64.7	12/6
1972	Spurrier, Steve	269	147	54.6	1,983	18	16	76.2	8/5
1973	Spurrier, Steve	157	83	52.9	882	4	7	59.2	21/13
1974	Owen, Tom	184	88	47.8	1,327	10	15	54.8	25/11
1975	Snead, Norm	189	108	57.1	1,337	9	10	77.2	11/5
1976	Plunkett, Jim	243	126	51.9	1,592	13	16	62.8	17/8
1977	Plunkett, Jim	248	128	51.6	1,693	9	14	62.1	17/8
1978	DeBerg, Steve	302	137	45.4	1,570	8	22	39.8	28/17
1979	DeBerg, Steve	578	347	60.0	3,652	17	21	70.3	13/5
1980	Montana, Joe	273	176	64.5	1,795	15	9	87.8	5/4
1981	Montana, Joe	488	311	63.7	3,565	19	12	88.2	4/1
1982	Montana, Joe	346	213	61.6	2,613	17	11	87.9	5/3
1983	Montana, Joe	515	332	64.5	3,910	26	12	94.6	5/3
1984	Montana, Joe	432	279	64.6	3,630	28	10	102.9	2/1
1985	Montana, Joe	494	303	61.3	3,653	27	13	91.3	3/1
1986	Montana, Joe	307	191	62.2	2,236	8	9	80.7	9/2
1987	Montana, Joe	398	266	66.8	3,054	31	13	102.1	1/1
1988	Montana, Joe	397	238	59.9	2,981	18	10	87.9	6/3
1989	Montana, Joe	386	271	70.2	3,521	26	8	112.4	1/1
1990	Montana, Joe	520	321	61.7	3,944	26	16	89.0	7/3
1991	Young, Steve	279	180	64.5	2,517	17	8	101.8	1/1
1992	Young, Steve	402	268	66.7	3,465	25	7	107.0	1/1

## RECEIVING (Based on Number of Catches)

Year	Player	No.	Yds.	Avg.	Long	TD	NFL/NFC	
							Rank	Rank
1946	Beals, Alyn	40	586	14.7	—	10	—	—
1947	Beals, Alyn	47	655	13.9	54	10	—	—
1948	Beals, Alyn	46	591	12.8	—	14	—	—
1949	Beals, Alyn	44	678	15.4	—	12	—	—
1950	Loyd, Alex	32	402	12.6	38	0	18	—
1951	Soltau, Gordy	59	826	14.0	48†	7	2	—
1952	Soltau, Gordy	55	774	14.1	49†	7	4	—
1953	Wilson, Billy	51	840	16.5	61†	10	6	—
1954	Wilson, Billy	60	830	13.8	43	5	1	—
1955	Wilson, Billy	53	831	15.7	72†	7	2	—
1956	Wilson, Billy	60	889	14.8	77†	5	1	—
1957	Wilson, Billy	52	757	14.6	40	6	1	—
1958	Conner, Clyde	49	512	10.4	26	5	5	—
1959	Wilson, Billy	44	540	12.3	57†	4	6	—
1960	Conner, Clyde	38	531	14.0	65†	2	1	—
1961	Owens, R.C.	55	1,032	18.8	54	5	7	—
1962	Casey, Bernie	53	819	15.5	48†	6	11	—
1963	Casey, Bernie	47	762	16.2	68†	7	14	—
1964	Casey, Bernie	58	808	13.9	63†	4	6	—
1965	Parks, Dave	80	1,344	16.8	53†	12	1	—

1966	Parks, Dave	66	974	14.8	65t	5	3
1967	Witcher, Dick	46	705	15.3	63t	3	17
1968	McNeil, Clifton	71	994	14.0	65t	7	1
1969	Washington, Gene	51	711	13.9	52	3	10
	Cunningham, Doug, RB	51	484	9.5	58	0	11
1970	Washington, Gene	53	1,100	20.8	79t	12	4/3
1971	Kwalick, Ted	52	664	12.8	42t	5	4/2
1972	Washington, Gene	46	978	20.0	62t	12	13/7
1973	Kwalick, Ted	47	729	15.5	48	5	10/6
1974	Schreiber, Larry, RB	30	217	7.2	16	1	60/36
1975	Washington, Gene	44	735	16.7	68t	9	31/10
1976	Washington, Gene	33	457	13.8	55t	6	52/25
	Jackson, Wilbur, RB	33	324	9.8	32	1	53/27
1977	Washington, Gene	32	638	19.9	47t	5	52/22
1978	Solomon, Freddie	31	458	14.8	58	2	83/42
1979	Hofer, Paul, RB	58	662	11.4	44	2	17/7
1980	Cooper, Earl, RB	83	567	6.8	66t	4	2/1
1981	Clark, Dwight	85	1,105	13.0	78t	4	2/1
1982	Clark, Dwight	60	913	15.2	51	5	1/1
1983	Clark, Dwight	70	840	12.0	46t	8	11/5
1984	Craig, Roger, RB	71	675	9.5	64t	3	11/6
1985	Craig Roger, RB	92	1,016	11.0	73	6	1/1
1986	Rice, Jerry	86	1,570	18.3	66t	15	2/1
1987	Craig, Roger, RB	66	492	7.5	35t	1	3/2
1988	Craig, Roger, RB	76	534	7.0	22	1	7/5
1989	Rice, Jerry	82	1,483	18.1	68t	17	5/4
1990	Rice, Jerry	100	1,502	15.0	64t	13	1/1
1991	Rice, Jerry	80	1,206	15.1	73t	14	5/3
1992	Rice, Jerry	84	1,201	14.3	80t	10	5/3

## PUNTING (BASED ON AVERAGE)

Year	Player	No.	Avg.	Long	Had Blocked	NFL/NFC Rank
1946	Albert, Frank	54	41.0	73	—	—
1947	Albert, Frank	40	44.0	69	1	—
1948	Albert, Frank	35	44.8	82	—	—
1949	Albert, Frank	31	48.2	72	—	—
1950	Lillywhite, Verl	26	39.1	57	1	11
1951	Albert, Frank	34	44.3	66	0	2
1952	Albert, Frank	68	42.6	70	0	5
1953	Powers, Jim	42	40.6	55	1	8
1954	Brown, Hardy	10	38.4	58	0	11
1955	Luna, Bob	63	40.6	63	3	8
1956	Jessup, Bill	14	40.2	63	0	16
1957	Barnes, Larry	19	47.1	86	0	13
1958	Atkins, Bill	25	39.3	51	0	11
1959	Davis, Tommy	59	45.7	71	0	3
1960	Davis, Tommy	62	44.1	74	0	3
1961	Davis, Tommy	50	45.4	67	0	3
1962	Davis, Tommy	48	45.6	82	0	1
1963	Davis, Tommy	73	45.4	64	2	4
1964	Davis, Tommy	79	45.6	68	0	4
1965	Davis, Tommy	54	45.8	65	0	2
1966	Davis, Tommy	63	41.4	60	0	6
1967	Spurrier, Steve	73	37.6	61	1	12
1968	Spurrier, Steve	68	39.0	54	0	12
1969	Davis, Tommy	23	41.5	55	0	17
1970	Spurrier, Steve	75	38.4	58	0	14/11
1971	McCann, Jim	49	38.7	54	1	25/12
1972	McCann, Jim	64	39.7	63	1	21/10
1973	Wittum, Tom	79	43.7	62	0	4/1
1974	Wittum, Tom	68	41.2	67	1	4/2
1975	Wittum, Tom	67	41.9	64	3	3/2
1976	Wittum, Tom	89	40.8	64	3	3/2

1977	Wittum, Tom	77	36.4	54	3	26/13
1978	Connell, Mike	96	37.3	59	1	21/10
1979	Melville, Dan	71	37.0	53	1	25/14
1980	Miller, Jim	77	40.9	65	0	10/5
1981	Miller, Jim	93	41.5	65	0	15/6
1982	Miller, Jim	44	38.1	80	1	25/13
1983	Orosz, Tom	65	39.3	61	1*	25/11
1984	Runager, Max	56	41.8	59	1	17/17
1985	Runager, Max	86	39.8	57	1*	26/13
1986	Runager, Max	83	41.6	62	2	10/6
1987	Runager, Max	55	39.2	56	1	22/11
1988	Helton, Barry	78	39.3	53	1	21/11
1989	Helton, Barry	55	40.5	56	1	12/8
1990	Helton, Barry	69	36.8	56	1	28/1
1991	Prokop, Joe	40	38.5	58	0	27/13
1992	Wilmsmeyer, Klaus	49	39.1	58	0	26/14

\* Recorded to the team

## SCORING

Year	Player	TD	PAT	FG	Points	NFL/NFC Rank
1946	Beals, Alyn	10	1	—	61	—
1947	Beals, Alyn	10	—	—	60	—
1948	Beals, Alyn	14	—	—	84	—
1949	Beals, Alyn	12	1	—	73	—
1950	Soltau, Gordy	1	26	4	44	22
1951	Soltau, Gordy	7	30	6	90	5
1952	Soltau, Gordy	7	34	6	94	—
1953	Soltau, Gordy	6	48	40	114	1
1954	Soltau, Gordy	2	31	11	76	4
1955	Soltau, Gordy	1	27	3	42	24
	Wilson, Billy	7	0	0	42	25
1956	Soltau, Gordy	1	26	13	71	6
1957	Soltau, Gordy	0	33	9	60	9
1958	Soltau, Gordy	0	29	8	53	20
1959	Davis, Tommy	0	31	12	67	9
1960	Davis, Tommy	0	21	12	67	9
1961	Davis, Tommy	0	44	12	80	8
1962	Davis, Tommy	0	36	10	66	16
1963	Davis, Tommy	0	24	10	54	21
1964	Davis, Tommy	0	30	8	54	24
1965	Davis, Tommy	0	52	17	103	4
1966	Davis, Tommy	0	38	16	86	12
1967	Davis, Tommy	0	33	14	75	10
1968	Davis, Tommy	0	26	9	53	19
1969	Willard, Ken	10	0	0	60	21
1970	Gossett, Bruce	0	39	21	102	6/4
1971	Gossett, Bruce	0	32	23	101	5/3
1972	Gossett, Bruce	0	41	18	95	13/7
1973	Gossett, Bruce	0	26	26	104	7/4
1974	Gossett, Bruce	0	25	11	58	25/8
1975	Mike-Mayer, Steve	0	27	14	69	22/9
1976	Mike-Mayer, Steve	0	26	16	74	25/9
1977	Williams, Delvin	9	0	0	54	14/10
1978	Wersching, Ray	0	24	15	69	22/9
1979	Wersching, Ray	0	32	20	92	12/5
1980	Wersching, Ray	0	33	15	78	18/10
1981	Wersching, Ray	0	30	17	81	22/13
1982	Wersching, Ray	0	23	12	59	9/4
1983	Wersching, Ray	0	51	25	126	3/3
1984	Wersching, Ray	0	56	25	131	1/1
1985	Wersching, Ray	0	52	13	91	21/11
1986	Wersching, Ray	0	41	25	116	3/3
1987	Rice, Jerry	23	0	0	128	1/1
1988	Cofer, Mike	0	40	27	121	2/1
1989	Cofer, Mike	0	49	29	136	1/1
1990	Cofer, Mike	0	39	24	111	4/3
1991	Cofer, Mike	0	49	14	91	17/8
1992	Cofer, Mike	0	53	18	107	8/4

## KICKOFF RETURNS

Year	Player	No.	Yds.	Avg.	Long	TD	NFL/NFC Rank
1946	Eshmont, Len*	10	264	26.4	—	0	—
1947	Eshmont, Len*	9	177	19.7	—	0	—
1948	Hall, Forrest	13	369	28.4	—	0	3
1949	Perry, Joe	14	337	24.1	—	0	5
1950	Cathcart, Sam	14	329	23.9	62	0	20
1951	Arenas, Joe	21	542	25.8	49	0	8
1952	McElhenny, Hugh	18	396	22.0	40	0	16
1953	Arenas, Joe	16	551	34.4	82	0	1
1954	Arenas, Joe	16	362	22.6	41	0	11
1955	Arenas, Joe	24	594	24.8	42	0	7
1956	Arenas, Joe	27	801	29.7	96†	1	2
1957	Arenas, Joe	24	657	27.4	64	0	2
1958	Smith, J.D.	15	356	23.7	39	0	8
1959	Lyles, Lenny	25	565	22.6	46	0	10
1960	Lyles, Lenny	17	526	30.9	97†	1	2
1961	Woodson, Abe	27	782	29.0	98†	1	3
1962	Woodson, Abe	37	1,157	31.3	79	0	1
1963	Woodson, Abe	29	935	32.2	103†	3	1
1964	Woodson, Abe	32	880	27.5	70	0	4
1965	Alexander, Kermit	32	741	23.2	46	0	20
1966	Alexander, Kermit	37	984	26.6	56	0	7
1967	Cunningham, Doug	31	826	26.6	94	0	5
1968	Alexander, Kermit	20	360	18.0	35	0	24
1969	Smith, Noland	14	310	22.1	60	0	—
1970	Smith, Noland	14	315	22.5	60	0	16
1971	Washington, Vic	33	858	26.0	74	0	12/8
1972	Washington, Vic	27	771	28.6	98†	1	4/3
1973	Washington, Vic	24	549	22.9	38	0	26/10
1974	Holmes, Mike	25	612	24.5	57	0	15/6
1975	Moore, Manfred	26	650	25.0	52	0	10/5
1976	Leonard, Anthony	26	553	21.3	39	0	29/13
1977	Hofer, Paul	36	871	24.2	48	0	12/7
1978	Williams, Dave	34	745	21.9	89†	1	23/8
1979	Owens, James	41	1,002	24.4	85†	1	5/3
1980	Owens, James	31	726	23.4	101†	1	4/3
1981	Lawrence, Amos	17	437	25.7	92†	1	3/2
1982	McLemore, Dana	16	353	22.1	45	0	18/9
1983	McLemore, Dana	30	576	19.2	39	0	30/14
1984	Monroe, Carl	27	561	20.8	44	0	19/9
1985	Monroe, Carl	28	717	25.6	95†	1	4/3
1986	Crawford, Derrick*	15	280	18.7	34	0	—
1987	Rodgers, Del*	17	358	21.1	50	0	—
1988	DuBose, Doug	32	608	19.0	44	0	27/11
1989	Flagler, Terrence	32	643	20.1	41	0	18/11
1990	Carter, Dexter	41	783	19.1	35	0	21/11
1991	Carter, Dexter	37	839	22.7	98†	1	5/3
1992	Logan, Marc	22	478	21.7	82	0	9/6

\* Insufficient returns to qualify for NFL rankings.

## FIELD GOALS (BASED ON # MADE)

Year	Player	Att.	Made	Pct.	Long	NFL/NFC Rank
1946	Vetrano, Joe	7	4	57.1	—	—
1947	Vetrano, Joe	8	4	50.0	30	—
1948	Vetrano, Joe	8	5	62.5	47	—
1949	Vetrano, Joe	4	3	75.0	—	—
1950	Soltau, Gordy	7	4	57.1	26	9
1951	Soltau, Gordy	18	6	33.3	42	10
1952	Soltau, Gordy	12	6	50.0	31	6
1953	Soltau, Gordy	15	10	66.7	39	4
1954	Soltau, Gordy	18	11	61.1	37	4

1955	Soltau, Gordy	12	3	250	28	10
1956	Soltau, Gordy	20	13	650	40	2
1957	Soltau, Gordy	15	9	600	37	7
1958	Soltau, Gordy	21	8	381	39	8
1959	Davis, Tommy	26	12	462	43	2
1960	Davis, Tommy	32	19	594	40	1
1961	Davis, Tommy	22	12	545	46	9
1962	Davis, Tommy	23	10	435	42	10
1963	Davis, Tommy	31	10	645	46	10
1964	Davis, Tommy	25	8	320	53	4
1965	Davis, Tommy	27	17	630	53	4
1966	Davis, Tommy	31	16	516	46	12
1967	Davis, Tommy	33	14	424	50	13
1968	Davis, Tommy	16	9	563	38	10
1969	Davis, Tommy	10	3	600	48	24/15
	Gavric, Momcilo	11	3	273	32	26/17
1970	Gossett, Bruce	31	21	611	48	6/3
1971	Gossett, Bruce	36	23	639	48	10/5
1972	Gossett, Bruce	29	18	621	50	15/5
1973	Gossett, Bruce	33	20	788	54	1/1
1974	Gossett, Bruce	24	11	458	46	26/14
1975	Mike-Mayer, Steve	28	14	500	54	24/13
1976	Mike-Mayer, Steve	28	16	571	45	15/9
1977	Wersching, Ray	17	10	588	50	17/5
1978	Wersching, Ray	23	15	652	45	11/5
1979	Wersching, Ray	24	20	833	45	3/1
1980	Wersching, Ray	19	15	789	47	2/1
1981	Wersching, Ray	23	17	739	45	5/4
1982	Wersching, Ray	17	12	706	45	17/9
1983	Wersching, Ray	30	25	833	52	5/3
1984	Wersching, Ray	35	25	714	53	2/2
1985	Wersching, Ray	21	13	619	45	25/12
1986	Wersching, Ray	35	25	714	50	2/3
1987	Wersching, Ray	17	13	764	45	21/10
1988	Cofer, Mike	38	27	711	52	3/1
1989	Cofer, Mike	36	29	806	47	4/2
1990	Cofer, Mike	36	24	666	56	5/3
1991	Cofer, Mike	28	14	500	50	26/14
1992	Cofer, Mike	27	18	566	46	17/8

\* Longest Field Goal in NFL that year

## PUNT RETURNS (BASED ON YARDS)

Year	Player	No.	Yds.	Avg.	Long	TD	NFL/NFC Rank
1946	Casanega, Ken	18	248	13.8	—	—	—
1947	Vetrano, Joe	12	137	11.4	—	—	—
1948	Cason, Jim	22	309	14.0	—	—	—
1949	Cason, Jim	21	351	16.7	—	—	—
1950	Cathcart, Sam	16	185	11.6	29	0	10
1951	Arenas, Joe	21	272	13.0	51	0	6
1952	McElhenny, Hugh	20	284	14.2	94 t	1	5
1953	McElhenny, Hugh	15	104	6.9	25	0	7
1954	Arenas, Joe	23	117	5.1	23	0	6
1955	Arenas, Joe	21	55	2.6	7	0	17
1956	Arenas, Joe	19	117	6.2	67 t	1	8
1957	Arenas, Joe	25	80	3.2	26	0	13
1958	McElhenny, Hugh	24	93	3.9	18	0	16
1959	Woodson, Abe	15	143	9.5	65	0	6
1960	Woodson, Abe	13	174	13.4	48	0	1
1961	Woodson, Abe	16	172	10.8	80 t	1	4
1962	Woodson, Abe	19	179	9.4	85 t	1	4
1963	Woodson, Abe	13	95	7.3	13	0	13
1964	Alexander, Kermit	21	189	9.0	70 t	1	8
1965	Alexander, Kermit	35	262	7.5	40	0	7

1966	Alexander, Kermit.....	30	198	6.6	44t	4	6
1967	Cunningham, Doug.....	27	249	9.2	57	0	3
1968	Alexander, Kermit.....	24	87	3.6	26	0	16
1969	Smith, Noland.....	10	46	4.6	18	0	19
1970	Taylor, Bruce.....	43	516	12.0	76	0	2/1
1971	Taylor, Bruce.....	34	235	6.9	38	0	15/6
1972	McGill, Ralph.....	22	219	10.0	33	0	4/3
1973	Taylor, Bruce.....	15	207	13.8	61	0	1/1
1974	McGill, Ralph.....	20	161	8.3	47	0	20/13
1975	McGill, Ralph.....	31	290	9.4	34	0	18/9
1976	Leonard, Anthony.....	35	293	8.4	60t	1	20/9
1977	Leonard, Anthony.....	22	154	7.0	19	0	30/13
1978	Steptoe, Jack.....	11*	129	11.7	28	0	—
1979	Solomon, Freddie.....	23	142	6.2	14	0	23/9
1980	Solomon, Freddie.....	27	298	11.0	57t	2	3/2
1981	Solomon, Freddie.....	29	173	6.0	19	0	25/13
1982	McLemore, Dana.....	7*	156	22.3	93t	1	—
1983	McLemore, Dana.....	31	331	10.7	56t	1	6/2
1984	McLemore, Dana.....	45	521	11.6	79t	1	4/2
1985	McLemore, Dana.....	38	258	6.8	22	0	21/9
1986	Griffin, Don.....	38	377	9.9	76t	1	5/2
1987	McLemore, Dana.....	21	265	12.6	83t	1	2/2
1988	Taylor, John.....	44	556	12.6	95t	2	1/1
1989	Taylor, John.....	36	417	11.6	37	0	5/4
1990	Taylor, John.....	26	212	8.2	30	0	13/8
1991	Taylor, John.....	31	267	8.6	24	0	9/5
1992	Grant, Alan.....	29	249	8.6	46	0	12/6

\* Insufficient returns to qualify for NFL rankings.

## INTERCEPTIONS

Year	Player	No.	Yds.	Avg.	Long	TD	NFL/NFC Rank
1946	Casanega, Ken.....	8	146	18.3	68	—	—
1947	Eshmont, Len.....	6	72	12.0	—	—	—
1948	Carr, Eddie.....	7	144	20.6	56	1	—
1949	Cason, Jim.....	9	152	19.9	—	—	—
1950	Powers, Jim.....	5	42	8.4	26	0	27
1951	Wagner, Lowell.....	9	115	12.8	40	0	8
1952	Wagner, Lowell.....	6	69	11.5	30	0	12
1953	Berry, Rex.....	7	142	20.3	29	1	8
1954	Berry, Rex.....	3	69	23.0	34t	1	32
1955	Moegle, Dick.....	6	50	8.3	37	0	14
1956	Moegle, Dick.....	6	75	12.5	31t	1	12
1957	Moegle, Dick.....	8	107	13.4	40	0	6
1958	Ridlon, Jim.....	4	10	2.5	3	0	23
1959	Baker, Dave.....	5	75	15.0	29	0	10
1960	Baker, Dave.....	10	96	9.6	28	0	1
1961	Baker, Dave.....	6	123	20.5	10	0	11
1962	Woodson, Abe.....	2	31	15.5	31	0	58
1963	Alexander, Kermit.....	5	72	17.4	38	0	18
1964	Alexander, Kermit.....	5	65	13.0	24	0	9
1965	Johnson, Jimmy.....	6	47	7.8	26	0	10
1966	Alexander, Kermit.....	4	73	18.3	55	0	25
1967	Alexander, Kermit.....	5	72	14.4	48	0	17
1968	Alexander, Kermit.....	9	155	17.2	66t	1	2
1969	Alexander, Kermit.....	5	39	7.8	22	0	14
1970	Taylor, Bruce.....	3	70	23.3	70	0	48/24
1971	Taylor, Bruce.....	3	68	22.7	49	0	65/33
1972	Johnson, Jimmy.....	4	18	4.5	15	0	43/17
1973	Taylor, Bruce.....	6	30	5.0	22	0	10/5
1974	McGill, Ralph.....	5	71	14.2	45	0	19/9
1975	Taylor, Bruce.....	3	29	9.7	15	0	75/36
1976	Rhodes, Bruce.....	3	42	14.0	30	0	—
1977	Washington, Dave.....	2	68	34.0	50	0	93/37
1978	Crist, Chuck.....	6	59	26.5	32	0	11/10

1979	Hicks, Dwight.....	5	57	11.4	29	0	28/12
1980	Hicks, Dwight.....	4	73	18.3	44	0	41/19
	Churchman, Ricky.....	4	7	1.8	7	0	41/19
1981	Hicks, Dwight.....	9	239	26.6	72	1	3/2
1982	Hicks, Dwight.....	3	5	1.7	3	0	22/8
1983	Wright, Eric.....	7	164	23.4	60t	2	6/4
1984	Turner, Keena.....	4	51	12.8	21	0	40/17
	Lott, Ronnie.....	4	26	6.5	15	0	48/21
1985	Lott, Ronnie.....	6	68	11.3	25	0	16/7
1986	Lott, Ronnie.....	10	134	13.4	57t	1	1/1
1987	Lott, Ronnie.....	5	62	12.4	34	0	11/7
	Griffin, Don.....	5	1	0.2	1	0	14/9
1988	McKyer, Tim.....	7	11	1.6	7	0	5/6
1989	Lott, Ronnie.....	5	34	6.8	28	0	16/9
1990	Waymer, Dave.....	7	64	9.1	24	0	4/4
1991	Waymer, Dave.....	4	77	19.3	42	0	23/13
1992	Griffin, Don.....	5	4	0.8	2	0	15/5

### QUARTERBACK SACK LEADERS

(Since 1971)

YEAR	PLAYER	SACKS	SACK YARDAGE
1971	Hardman, Cedric	18	- NA -
1972	Hart, Tommy	17	- NA -
1973	Hardman, Cedric	9	- NA -
1974	Hardman, Cedric	9	- NA -
1975	Hardman, Cedric	15	- NA -
1976	Elam, Cleveland	14	- NA -
1977	Elam, Cleveland	17.5	- NA -
1978	Hardman, Cedric	10.5	- NA -
1979	Board, Dwaine	7	52
1980	Stuckey, Jim	8.5	49.5
1981	Dean, Fred	12	106.5
1982	Dean, Fred	3.5	28.5
1983	Dean, Fred	17.5	151.5
1984	Board, Dwaine	10	82
1985	Board, Dwaine	11.5	95.5
1986	Haley, Charles	12	109
1987	Haley, Charles	6	42
1988	Haley, Charles	11.5	77
1989	Haley, Charles	10.5	88.5
	Holt, Pierce	10.5	85.5
1990	Haley, Charles	16	107
1991	Roberts, Larry	7	50
	Haley, Charles	7	49
1992	Harris, Tim	17	116

### 49ers' Top-10 Candlestick Crowds

RANK	OPPONENT	ATTENDANCE	DATE	RESULTS
1.	N.Y. Giants @	66,334	1/20/91	Giants 15-13
2.	N.Y. Giants +	66,092	12/3/90	49ers 7-3
3.	Washington #X	65,292	1/12/91	49ers 28-10
4.	Washington #X	64,991	1/9/93	49ers 20-13
5.	Dallas @	64,920	1/17/93	Cowboys 30-20
6.	New Orleans	64,895	11/15/92	49ers 21-20
7.	L.A. Rams @	64,769	1/14/90	49ers 30-3
8.	Minnesota #X	64,585	1/6/90	49ers 41-13
9.	Philadelphia	64,374	11/29/92	49ers 20-14
10.	Pittsburgh	64,301	10/21/90	49ers 27-7

+ Monday, # NFC Playoff, X Saturday, @ NFC Championship

# 49ers' Individual NFL Single Game Records

## RUSHING

### MOST YARDS GAINED RUSHING

49ERS	194	— Delvin Williams at St. Louis .....	October 31, 1976
Opp.	181	— Willie Galimore, Chicago .....	September 16, 1962

### MOST CARRIES

49ERS	34	— Delvin Williams at St. Louis .....	October 31, 1976
Opp.	32	— Calvin Hill, Dallas Cowboys .....	November 11, 1974

### LONGEST RUN FROM SCRIMMAGE

49ERS	89t	— Hugh McElhenny at Dallas Texans .....	October 5, 1952
Opp.	80t	— Floyd Little, Denver .....	October 25, 1970

### HIGHEST RUSHING AVERAGE (10 or More Attempts)

49ERS	13.4	— Joe Perry vs. Detroit (13 Atts - 174 Yds) .....	November 2, 1958
Opp.	10.8	— Skeet Quinlan, L.A. Rams (11 Atts - 119 Yds) .....	November 8, 1953

## PASSING

### MOST PASSES ATTEMPTED

49ERS	60	— Joe Montana at Washington .....	November 17, 1986
Opp.	60	— Richard Todd, N.Y. Jets .....	September 21, 1980

### MOST PASSES COMPLETED

49ERS	37	— Joe Montana at Atlanta .....	October 6, 1985
Opp.	42	— Richard Todd, N.Y. Jets .....	September 21, 1980

### MOST YARDS GAINED PASSING

49ERS	476	— Joe Montana at Atlanta .....	October 14, 1990
Opp.	460	— Don Meredith, Dallas Cowboys .....	November 10, 1963

### HIGHEST COMPLETION PERCENTAGE (Min. 10 Attempts)

49ERS	.916	— Steve Young at Atlanta (11 of 12) .....	December 3, 1989
		— Steve Young vs. New England (11 of 12) .....	October 22, 1989
Opp.	.889	— Norm Van Brocklin, L.A. Rams (16 of 18) .....	November 7, 1954

### MOST YARDS LOST ATTEMPTING TO PASS

49ERS	72	— Y.A. Tittle at L.A. Rams .....	November 10, 1957
Opp.	87	— James Harris, L.A. Rams .....	October 11, 1976

### MOST TOUCHDOWN PASSES

49ERS	6	— Joe Montana at Atlanta .....	October 14, 1990
Opp.	5	— Dan Fouts, San Diego .....	December 11, 1982
		— Vince Ferragamo, L.A. Rams .....	October 23, 1983

### LONGEST COMPLETION

49ERS	97t	— Steve Young to John Taylor at Atlanta .....	November 3, 1991
Opp.	96t	— Tobin Rote to Billy Grimes, Green Bay .....	December 10, 1950

### MOST PASSES HAD INTERCEPTED

49ERS	6	— John Brodie at Detroit .....	November 4, 1973
Opp.	7	— Steve DeBerg at Tampa Bay .....	September 7, 1986

## MOST INTERCEPTIONS

49ERS	4	— Dave Baker at L.A. Rams .....	December 4, 1960
Opp.	6	— Donald Doll, Detroit .....	October 8, 1950
		— Roy Winston, Minnesota .....	October 25, 1964
		— Gene Howard, L.A. Rams .....	November 21, 1971
		— Bill Simpson, L.A. Rams .....	November 20, 1977

## MOST INTERCEPTION RETURN YARDS

49ERS	104	— Dwight Hicks at Washington .....	October 4, 1981
Opp.	107	— Aaron Martin, L.A. Rams .....	October 18, 1954

## RECEIVING

### MOST PASS RECEPTIONS

49ERS	13	— Jerry Rice at Atlanta .....	October 14, 1990
Opp.	17	— Clark Gaines, N.Y. Jets .....	September 21, 1980

### MOST YARDS ON PASS RECEPTIONS

49ERS	286	— John Taylor at L.A. Rams .....	December 11, 1989
Opp.	214	— Harlon Hill, Chicago .....	October 31, 1954

### MOST TOUCHDOWNS ON PASS RECEPTIONS

49ERS	5	— Jerry Rice at Atlanta .....	October 14, 1990
Opp.	4	— Harlon Hill, Chicago .....	October 31, 1954

## RETURNS

### MOST KICKOFFS RETURNED

49ERS	7	— Abe Woodson at Detroit .....	September 23, 1962
		— Vic Washington vs. Detroit .....	November 4, 1973
		— James Owens at Dallas Cowboys .....	October 12, 1980
		— Dexter Carter vs. Atlanta .....	October 13, 1991
Opp.	7	— Jamie Holland, San Diego .....	November 27, 1988

### MOST KICKOFF RETURN YARDS

49ERS	210	— Abe Woodson vs. Detroit .....	November 11, 1962
Opp.	208	— Ron Smith, Chicago .....	November 14, 1972

### HIGHEST AVERAGE KICKOFF RETURN (Min. 3 Returns)

49ERS	67.3	— Lenny Lyles vs. Baltimore (3 Ret. - 202 Yds) ..	December 18, 1960
Opp.	48.3	— Gale Sayers, Chicago (3 Ret. - 145 Yds) ..	December 3, 1967

### MOST PUNTS RETURNED

49ERS	9	— Ralph McGill at Atlanta .....	October 29, 1972
		— Tony Leonard vs. New Orleans .....	October 17, 1976
Opp.	7	— Rolland Lawrence, Atlanta .....	October 23, 1976

### MOST PUNT RETURN YARDS

49ERS	141	— Tony Leonard vs. New Orleans .....	October 17, 1976
Opp.	184	— Larry Watkins, Detroit .....	October 6, 1963

### HIGHEST PUNT RETURN AVERAGE

49ERS	40.7	— Hugh McElhenny at Chicago (3 Ret. - 122 Yds) ..	October 19, 1952
Opp.	36.8	— Larry Watkins, Detroit (5 Ret. - 184 Yds) ..	October 6, 1963

## PUNTS

### MOST PUNTS

49ERS	11	— Pete Brown at Chicago.....	October 17, 1954
		— Tom Wittum vs. L.A. Rams.....	November 21, 1976
Opp.	12	— Rusty Jackson, L.A. Rams.....	November 21, 1976
		— Wilbur Summers, Detroit.....	October 23, 1977

### MOST YARDS PUNTING

49ERS	517	— Tom Wittum vs. L.A. Rams.....	November 21, 1976
Opp.	461	— John James, Atlanta.....	October 29, 1972

### HIGHEST PUNTING AVERAGE (Min. 4 Punts)

49ERS	54.5	— Tommy Davis vs. Chicago (4 Punts - 218 Yds) ..	November 19, 1961
Opp.	58.5	— Reggie Roby, Miami (4 Punts - 234 Yds) ...	September 28, 1986

## POINTS

### MOST POINTS

49ERS	30	— Jerry Rice at Atlanta.....	October 14, 1990
Opp.	36	— Gale Sayers, Chicago.....	December 12, 1965

### MOST TOUCHDOWNS

49ERS	5	— Jerry Rice at Atlanta.....	October 14, 1990
Opp.	6	— Gale Sayers, Chicago.....	December 12, 1965

## KICKING

### MOST EXTRA POINTS ATTEMPTED

49ERS	8	— Mike Cofer vs. Atlanta.....	October 18, 1992
AAFC	9	— Joe Vetrano vs. Brooklyn.....	November 21, 1948
Opp.	8	— Paige Cothren, L.A. Rams.....	October 9, 1958

### MOST EXTRA POINTS CONVERTED

49ERS	8	— Mike Cofer vs. Atlanta.....	October 18, 1992
AAFC	9	— Joe Vetrano vs. Brooklyn.....	November 21, 1948
Opp.	8	— Paige Cothren, L.A. Rams.....	October 9, 1958

### MOST FIELD GOALS ATTEMPTED

49ERS	6	— Gordy Soltau at Green Bay.....	November 23, 1958
		— Tommy Davis at Dallas Cowboys.....	November 20, 1960
		— Tommy Davis at L.A. Rams.....	October 17, 1965
		— Ray Wersching at New Orleans.....	October 16, 1983
Opp.	7	— Morten Andersen, New Orleans.....	October 25, 1987

### MOST FIELD GOALS MADE

49ERS	6	— Ray Wersching at New Orleans.....	October 16, 1983
Opp.	5	— Lou Michaels, Baltimore.....	September 25, 1966
		— Morten Andersen, New Orleans.....	October 25, 1987

### LONGEST FIELD GOAL

49ERS	56	— Mike Cofer at Atlanta.....	October 14, 1990
Opp.	54	— Jan Stenerud, Kansas City.....	December 6, 1971

# The Last Time

## Punt Returned for TD

**BY 49ERS:** Merton Hanks, 48 yards at Atlanta, Nov. 9, 1992

**BY OPPONENTS:** Pete Mandley, 63 yards at Detroit, Oct. 20, 1985

## Kickoff Returned for TD

**BY 49ERS:** Dexter Carter, 98 yards vs. New Orleans, Dec. 1, 1991

**BY OPPONENTS:** Stanford Jennings, 93 yards vs. Cincinnati, Jan. 22, 1989  
(Super Bowl XXIII)

Regular Season: Deion Sanders, 100 yards vs. Atlanta,  
Oct. 13, 1991

## Interception Returned for TD

**BY 49ERS:** John Johnson, 56 yards at N.Y. Giants, Sept. 6, 1992

Regular Season: Tom Holmoe, 78 yards vs. St. Louis, Nov. 9, 1986

**BY OPPONENTS:** Audray McMillian, 51 yards at Minnesota, Dec. 13, 1992

## Fumble Returned for TD

**BY 49ERS:** Mike Sherrard, 39 yards at Phoenix, Nov. 1, 1992

**BY OPPONENTS:** Erik McMillan, 45 yards at N.Y. Jets, Oct. 29, 1989

## Safety

**BY 49ERS:** Darin Jordan at L.A. Rams, Nov. 25, 1991

**BY OPPONENTS:** Al Harris at Philadelphia, Sept. 24, 1989

## PAT Unsuccessful

**BY 49ERS:** Mike Cofer (kick failed) vs. Atlanta, Oct. 13, 1991

**BY OPPONENTS:** Lin Elliott (kick failed) vs. Dallas, Jan. 17, 1993

## PAT Blocked

**BY 49ERS:** Dennis Brown at New England, Oct. 11, 1992

**BY OPPONENTS:** Jeff Cross for Miami, Dec. 6, 1992

## Punt Blocked

**BY 49ERS:** Spencer Tillman vs. Minnesota, Jan. 6, 1990

Regular Season: Matt Courtney at N.Y. Giants, Oct. 5, 1987

**BY OPPONENTS:** George Thomas for Atlanta, Oct. 14, 1990

## FGA Blocked

**BY 49ERS:** Charles Haley vs. Washington, Sept. 16, 1990

**BY OPPONENTS:** Troy Epps for Atlanta, Nov. 3, 1991

## Shutout

**BY 49ERS:** 49ers 26, Chicago 0, Dec. 24, 1989

**BY OPPONENTS:** Atlanta 7, 49ers 0, Oct. 9, 1977

## BEST RECORDS IN DECEMBER

### SINCE NFL-AFL MERGER

(Regular Season, 1970-92)

	W	L	T	PCT.
1. Washington .....	53	23	0	.697
2. Miami .....	54	24	0	.692
3. SAN FRANCISCO .....	52	26	0	.667
L.A. Raiders .....	50	28	0	.641
5. Dallas .....	45	28	0	.616

# 49ers' Individual NFL Season Records

## RUSHING

Most Yards Gained .....	1,502 —Roger Craig .....	1988
Most Carries .....	310 —Roger Craig .....	1988
Best Avg. (Min. 50 carries) .....	7.1 —Steve Young .....	1992
Most Touchdowns .....	10 —Bill Kilmer .....	1961

## PASSING

Most Attempts .....	578 —Steve DeBerg .....	1979
Most Completions .....	347 —Steve DeBerg .....	1979
Most Yards Gained .....	3,944 —Joe Montana .....	1990
Most Touchdowns .....	31 —Joe Montana .....	1987
Highest Completion Percentage .....	70.2 —Joe Montana .....	1989
Highest Pass Rating .....	112.4 —Joe Montana .....	1989
Best Avg. Gain Per Attempt .....	9.1 —John Brodie .....	1961
Most Yds. Lost Att. To Pass .....	362 —Y.A. Tittle .....	1957
Most Interceptions .....	28 —Y.A. Tittle .....	1955

## RECEIVING

Most Receptions .....	100 —Jerry Rice .....	1990
By a Running Back .....	92 —Roger Craig .....	1985
Most Yards Gained .....	1,570 —Jerry Rice .....	1986
Most Touchdowns .....	22 —Jerry Rice .....	1987
Best Avg. (Min. 16 receptions) .....	21.4 —Freddie Solomon (31 recept.) .....	1983

## SCORING

Most Points .....	138 —Jerry Rice .....	1987
Most Touchdowns .....	23 —Jerry Rice .....	1987
Most Field Goal Attempts .....	38 —Mike Cofer .....	1988
Most Field Goals Made .....	29 —Mike Cofer .....	1989
Most Consecutive Field Goals .....	17 —Mike Cofer .....	1989
Highest FG Percentage .....	83.3% —Ray Wersching (20-of-24) 1979, and (25-of-30) 1983	
Most Extra Points Attempted .....	56 —Ray Wersching .....	1984
Most Extra Points Made .....	56 —Ray Wersching .....	1984
Highest Extra Point Percentage .....	100% or 1000.	

Several, last time: Mike Cofer with 39-of-39 in 1990.

## DEFENSE

Most Intercepted Passes .....	10 —Dave Baker .....	1960
	—Ronnie Lott .....	1986
Most Yds. Ret. Int. Passes .....	239 —Dwight Hicks (9 Int) .....	1981
Most Kickoff Returns .....	41 —James Owens .....	1979
	—Dexter Carter .....	1990
Most Yds. on Kickoff Returns .....	1,157 —Abe Woodson (37 Ret.) .....	1962
Highest Avg. KO Ret. (Min. 16) .....	34.4 —Joe Arenas (16 for 551) .....	1953
Most Punt Returns .....	45 —Dana McLemore .....	1984
Most Yards Punt Returns .....	556 —John Taylor .....	1988
Highest Avg. Punt Return Min. ....	22.3 —Dana McLemore (7 for 156) .....	1982

# 49ers' Single Game Records

(SINCE THE 49ERS JOINED THE NFL IN 1950)

## OFFENSE

### MOST POINTS

49ERS	56	vs. Atlanta (56-17)	October 18, 1992
Opp.	61	at Chicago (20-61)	December 12, 1965
Combined	83	vs. Minnesota (M 42-41)	October 24, 1965

### MOST TOUCHDOWNS SCORED

49ERS	8	vs. Atlanta	October 18, 1992
Opp.	9	at Chicago	December 12, 1965

### MOST FIRST DOWNS

49ERS	33	vs. Houston	November 8, 1987
Opp.	31	vs. Dallas Cowboys	November 10, 1963

### FEWEST FIRST DOWNS

49ERS	3	vs. Baltimore	November 22, 1959
Opp.	2	vs. New Orleans	October 21, 1973

### MOST FIRST DOWNS RUSHING

49ERS	20	at Minnesota	October 15, 1961
Opp.	19	at Green Bay	October 11, 1959

### FEWEST FIRST DOWNS RUSHING

49ERS	0	at Minnesota	December 14, 1969
Opp.	0	vs. L.A. Rams	December 6, 1964

### MOST FIRST DOWNS PASSING

49ERS	24	at Atlanta	October 14, 1990
Opp.	25	at N.Y. Jets	September 21, 1980

### FEWEST FIRST DOWNS PASSING

49ERS	1	vs. L.A. Rams	October 7, 1956
		at Detroit	October 6, 1963
		at Green Bay (Milwaukee)	November 24, 1963
		vs. Minnesota	November 29, 1976
Opp.	0	vs. L.A. Rams	October 10, 1971
		vs. New Orleans	October 21, 1973

### MOST FIRST DOWNS BY PENALTIES

49ERS	6	vs. Atlanta	December 6, 1970
		vs. Atlanta	October 22, 1978
		at New Orleans	October 25, 1987
Opp.	6	at Washington	November 12, 1967
		vs. Detroit	October 23, 1977

### MOST TOTAL PLAYS

49ERS	87	at Chicago	November 13, 1966
Opp.	95	at Green Bay (Milwaukee)	October 26, 1986

### FEWEST TOTAL PLAYS

49ERS	24	at Chicago	October 14, 1956
Opp.	32	at Chicago	October 16, 1960

### MOST NET YARDS TOTAL OFFENSE

49ERS	598	vs. Buffalo	September 13, 1992
Opp.	584	at Chicago	December 12, 1965
Combined	1,086	vs. Buffalo (SF 598-BUF 488)	September 13, 1992

### FEWEST NET YARDS TOTAL OFFENSE

49ERS	61	at Detroit	October 6, 1963
Opp.	44	vs. Atlanta	October 23, 1976

## RUSHING

### MOST RUSHING PLAYS

49ERS	59	at Minnesota .....	December 4, 1977
Opp.	62	vs. Chicago .....	September 24, 1950

### FEWEST RUSHING PLAYS

49ERS	12	vs. Chicago .....	October 13, 1985
Opp.	8	vs. Detroit .....	October 20, 1991

### MOST NET YARDS RUSHING

49ERS	324	at Minnesota .....	October 15, 1961
Opp.	324	at L.A. Rams .....	November 9, 1958

### FEWEST NET YARDS RUSHING

49ERS	5	vs. Houston .....	December 7, 1975
Opp.	7	at New Orleans .....	October 1, 1972

### HIGHEST RUSHING AVERAGE

49ERS	10.90	vs. Dallas Texans (24 Plays - 263 Yds) ..	October 26, 1952
Opp.	8.30	at L.A. Rams (39 Plays - 324 Yds) ..	November 9, 1958

### LOWEST RUSHING AVERAGE

49ERS	0.20	vs. Houston (25 Plays - 5 Yds) .....	December 7, 1975
Opp.	0.44	at New Orleans (16 Plays - 7 Yds) .....	October 1, 1972

## PASSING

### MOST PASSES ATTEMPTED

49ERS	60	at Washington .....	November 17, 1986
Opp.	60	at N.Y. Jets .....	September 21, 1980

### FEWEST PASSES ATTEMPTED

49ERS	8	vs. Minnesota .....	November 29, 1976
		vs. New Orleans .....	November 27, 1977
Opp.	8	vs. L.A. Rams .....	November 21, 1976
		vs. New Orleans .....	November 27, 1977

### MOST PASSES COMPLETED

49ERS	37	at Atlanta .....	October 6, 1985
Opp.	42	at N.Y. Jets .....	September 21, 1980

### FEWEST PASSES COMPLETED

49ERS	3	vs. Minnesota .....	November 29, 1976
Opp.	2	vs. L.A. Rams .....	October 10, 1971
		at N.Y. Giants .....	October 16, 1977

### MOST NET YARDS PASSING

49ERS	442	at Atlanta .....	October 14, 1990
Opp.	444	vs. San Diego .....	December 11, 1982

### FEWEST NET YARDS PASSING

49ERS	-10	at Detroit .....	October 6, 1963
Opp.	-39	vs. Atlanta .....	October 23, 1976

### MOST GROSS YARDS PASSING

49ERS	476	at Atlanta .....	October 14, 1990
Opp.	460	vs. Dallas Cowboys .....	November 10, 1963

### FEWEST GROSS YARDS PASSING

49ERS	32	vs. Minnesota .....	November 29, 1976
Opp.	13	vs. Chicago .....	September 16, 1962
		vs. L.A. Rams .....	October 10, 1971

## HIGHEST COMPLETION PERCENTAGE

49ERS	85.0	vs. Atlanta (17 of 20).....	September 29, 1968
	85.0	vs. Atlanta (17 of 20).....	November 12, 1989
Opp.	88.9	vs. L.A. Rams (16 of 18).....	November 7, 1954

## LOWEST COMPLETION PERCENTAGE

49ERS	22.2	at Pittsburgh (4 of 18).....	September 19, 1977
Opp.	16.7	vs. L.A. Rams (2 of 12).....	October 10, 1971

## HIGHEST AVERAGE GAIN PER PASS ATTEMPT

49ERS	16.7	vs. Chicago (19 Atts - 318 Yds).....	November 19, 1961
Opp.	17.3	at L.A. Rams (16 Atts - 276 Yds).....	October 20, 1974

## MOST YARDS LOST ATTEMPTING TO PASS

49ERS	95	vs. Dallas Texans.....	October 26, 1952
Opp.	87	at L.A. Rams.....	October 11, 1976

## MOST TIMES TACKLING PASSER

49ERS	10	vs. L.A. Rams.....	December 6, 1964
		at L.A. Rams.....	October 11, 1976
		vs. N.Y. Giants.....	November 23, 1980
Opp.	9	at Detroit.....	October 6, 1963
		vs. L.A. Rams.....	December 18, 1988

## MOST INTERCEPTIONS BY

49ERS	7	at Tampa Bay.....	September 7, 1986
Opp.	7	at L.A. Rams.....	October 18, 1964

## FUMBLES/PENALTIES

### MOST FUMBLES

49ERS	10	at Detroit.....	December 17, 1978
Opp.	8	at N.Y. Giants.....	December 1, 1957
		vs. Minnesota.....	October 24, 1965

### MOST FUMBLES LOST

49ERS	6	at Cleveland.....	November 12, 1950
		at Minnesota.....	October 15, 1961
Opp.	6	at N.Y. Giants.....	December 1, 1957

### MOST PENALTIES

49ERS	14	at Chicago.....	October 19, 1952
		at Baltimore.....	November 29, 1953
		at Pittsburgh.....	November 20, 1954
		at Washington.....	November 17, 1986
		vs. Denver.....	October 9, 1988
		at Phoenix.....	November 6, 1988
Opp.	17	at Atlanta.....	November 5, 1978

### FEWEST PENALTIES

49ERS	0	vs. L.A. Rams.....	November 21, 1976
		vs. New Orleans.....	December 11, 1988
Opp.	0	at Cleveland.....	November 29, 1959
		at Detroit.....	October 6, 1963
		at Green Bay.....	December 14, 1963
		at Detroit.....	December 13, 1964
		at Baltimore.....	October 26, 1969

### MOST YARDS LOST ON PENALTIES

49ERS	168	at St. Louis.....	October 24, 1971
Opp.	165	at Minnesota.....	October 30, 1966

## PUNTS/KICKS

### MOST PUNTS

49ERS	11	vs. L.A. Rams.....	November 21, 1976
Opp.	12	vs. L.A. Rams.....	November 21, 1976
		vs. Detroit.....	October 23, 1977

### FEWEST PUNTS

49ERS	0	vs. Baltimore.....	December 13, 1953
		vs. New Orleans.....	November 14, 1971
		vs. New York Giants.....	October 15, 1972
		vs. Buffalo.....	September 13, 1992
Opp.	0	vs. Buffalo.....	September 13, 1992

### MOST YARDS PUNTING

49ERS	517	vs. L.A. Rams.....	November 21, 1976
Opp.	461	at Atlanta.....	October 29, 1972

### FEWEST PUNTING YARDS

49ERS	0	vs. Baltimore.....	December 13, 1953
		vs. New Orleans.....	November 14, 1971
		vs. N.Y. Giants.....	October 15, 1972
Opp.	23	at Baltimore.....	October 1, 1967

### HIGHEST PUNTING AVERAGE (Min. 4 Punts)

49ERS	54.5	vs. Chicago (4 Punts - 218 Yds).....	November 19, 1961
Opp.	58.5	at Miami (5 Punts - 267 Yds).....	October 30, 1960

### LOWEST PUNTING AVERAGE (Min. 4 Punts)

49ERS	23.3	at Green Bay (4 Punts - 93 Yds).....	November 26, 1950
Opp.	30.2	at New England (6 Punts - 181 Yds).....	October 26, 1975

### MOST PUNT RETURNS

49ERS	9	at Atlanta.....	October 29, 1972
		vs. New Orleans.....	October 17, 1976
Opp.	9	at Detroit.....	October 6, 1963

### MOST PUNT RETURNS YARDS

49ERS	144	vs. Philadelphia.....	September 27, 1959
Opp.	231	at Detroit.....	October 6, 1963

### MOST KICKOFFS RETURNED

49ERS	9	at Detroit.....	November 14, 1954
		vs. L.A. Rams.....	September 30, 1973
		at L.A. Rams.....	October 5, 1980
Opp.	9	at New Orleans.....	October 1, 1972
		vs. Chicago.....	December 23, 1991

### MOST KICKOFF RETURN YARDS

49ERS	256	at Detroit.....	November 14, 1954
Opp.	260	at Dallas.....	November 11, 1965

## MOST DIVISION CHAMPIONSHIPS

### SINCE NFL-AFL MERGER

(Includes Ties, 1970-92)

1.	Miami.....	14
2.	<b>SAN FRANCISCO</b> .....	<b>12</b>
3.	Dallas.....	11
	L.A. Raiders.....	11
	Minnesota.....	11
	Pittsburgh.....	11

# 49ers' NFL Season Records

## Most Points Scored

BY 49ERS.....475 in 1984  
BY OPPONENTS.....415 in 1980

## Fewest Points Scored

BY 49ERS.....198 in 1963<sup>o</sup>  
BY OPPONENTS.....190 in 1976<sup>o</sup>

## Most Touchdowns Scored

BY 49ERS.....59 in 1987<sup>o</sup>  
BY OPPONENTS.....54 in 1979

## Fewest Touchdowns Scored

BY 49ERS.....21 in 1960<sup>o</sup>  
BY OPPONENTS.....23 in 1971<sup>o</sup>

## Most First Downs

BY 49ERS.....357 in 1987<sup>o</sup>  
BY OPPONENTS.....341 in 1980

## Fewest First Downs

BY 49ERS.....182 in 1959<sup>o</sup>  
BY OPPONENTS.....167 in 1952<sup>o</sup>

## Most First Downs Rushing

BY 49ERS.....141 in 1988  
AAFC.....152 in 1948<sup>o</sup>  
BY OPPONENTS.....137 in 1980

## Fewest First Downs Rushing

BY 49ERS.....49 in 1982<sup>o</sup>  
BY OPPONENTS.....71 in 1982<sup>o</sup>

## Most First Downs Passing

BY 49ERS.....213 in 1986  
BY OPPONENTS.....185 in 1980

## Fewest First Downs Passing

BY 49ERS.....76 in 1959<sup>o</sup>  
BY OPPONENTS.....74 in 1954<sup>o</sup>

## Most First Downs by Penalties

BY 49ERS.....34 in 1978  
BY OPPONENTS.....37 in 1978

## Fewest First Downs by Penalties

BY 49ERS.....9 in 1963<sup>o</sup>  
AAFC.....8 in 1948<sup>o</sup>  
BY OPPONENTS.....9 in 1960, 1956<sup>o</sup>

## Most Net Yards Offense

BY 49ERS.....6,366 in 1984  
BY OPPONENTS.....5,969 in 1980

## Fewest Net Yards Offense

BY 49ERS.....3,242 in 1982<sup>o</sup>  
BY OPPONENTS.....3,035 in 1982<sup>o</sup>

## Most Total Offensive Plays

BY 49ERS.....1,118 in 1986  
BY OPPONENTS.....1,116 in 1985

## Fewest Total Plays

BY 49ERS.....587 in 1982<sup>o</sup>  
BY OPPONENTS.....596 in 1982<sup>o</sup>

## Highest Avg. Gain Per Offensive Play

BY 49ERS.....6.2 in 1992  
BY OPPONENTS.....5.99 in 1962<sup>o</sup>

## Most Net Yards Rushing

BY 49ERS.....2,523 in 1988  
AAFC.....3,663 in 1948<sup>o</sup>  
BY OPPONENTS.....2,241 in 1962<sup>o</sup>

## Fewest Net Yards Rushing

BY 49ERS.....740 in 1982<sup>o</sup>  
BY OPPONENTS.....1,199 in 1982<sup>o</sup>

## Most Net Yards Passing

BY 49ERS.....4,302 in 1989  
BY OPPONENTS.....3,751 in 1980

## Fewest Net Yards Passing

BY 49ERS.....1,508 in 1977<sup>o</sup>  
BY OPPONENTS.....1,638 in 1952<sup>o</sup>

## Most Total Yards Passing

BY 49ERS.....4,584 in 1989  
BY OPPONENTS.....3,958 in 1980

## Fewest Total Yards Passing

BY 49ERS.....1,685 in 1959<sup>o</sup>  
BY OPPONENTS.....1,948 in 1977<sup>o</sup>

## Most Times Tackled Passer

BY 49ERS.....61 in 1976<sup>o</sup>  
BY OPPONENTS.....51 in 1984

**Most Yards Lost Attempting to Pass**

BY 49ERS.....396 in 1952<sup>a</sup>  
 BY OPPONENTS.....573 in 1976<sup>c</sup>

**Fewest Yards Lost Attempting to Pass**

BY 49ERS.....87 in 1970  
 BY OPPONENTS.....113 in 1982<sup>c</sup>

**Most Pass Attempts**

BY 49ERS.....602 in 1979  
 BY OPPONENTS.....621 in 1985

**Fewest Pass Attempts**

BY 49ERS.....264 in 1959<sup>d</sup>  
 BY OPPONENTS.....270 in 1977<sup>c</sup>

**Most Pass Completions**

BY 49ERS.....363 in 1980  
 BY OPPONENTS.....327 in 1980

**Fewest Pass Completions**

BY 49ERS.....132 in 1959<sup>d</sup>  
 BY OPPONENTS.....139 in 1977<sup>c</sup>

**Highest Completion Percentage**

BY 49ERS.....70.2% in 1989  
 BY OPPONENTS.....66.1% in 1980

**Lowest Completion Percentage**

BY 49ERS.....44.7% in 1963<sup>b</sup>  
 BY OPPONENTS.....44.2% in 1952<sup>a</sup>

**Highest Avg. Gain Per Pass Attempt**

BY 49ERS.....9.49 in 1989  
 BY OPPONENTS.....8.00 in 1980

**Most Passes Intercepted**

BY 49ERS.....39 in 1986  
 BY OPPONENTS.....36 in 1978

**Fewest Passes Intercepted**

BY 49ERS.....8 in 1977<sup>d</sup>  
 BY OPPONENTS.....9 in 1982<sup>c</sup>

**Most Fumbles**

BY 49ERS.....56 in 1978  
 BY OPPONENTS.....50 in 1978

**Most Fumbles Lost**

BY 49ERS.....30 in 1978  
 BY OPPONENTS.....27 in 1978

**Fewest Fumbles**

BY 49ERS.....14 in 1960<sup>a</sup>  
 BY OPPONENTS.....14 in 1982<sup>c</sup>

**Most Penalties**

BY 49ERS.....116 in 1978  
 BY OPPONENTS.....154 in 1978

**Fewest Penalties**

BY 49ERS.....44 in 1982<sup>c</sup>  
 BY OPPONENTS.....37 in 1956<sup>a</sup>

**Most Yards Penalized**

BY 49ERS.....997 in 1970  
 BY OPPONENTS.....1,301 in 1978

**Fewest Yards Penalized**

BY 49ERS.....439 in 1963<sup>b</sup>  
 BY OPPONENTS.....321 in 1956<sup>a</sup>

**Most Punts**

BY 49ERS.....97 in 1978  
 BY OPPONENTS.....108 in 1976<sup>c</sup>

**Fewest Punts**

BY 49ERS.....42 in 1953<sup>b</sup>  
 BY OPPONENTS.....42 in 1956<sup>a</sup>

**Most Yards Punting**

BY 49ERS.....3,858 in 1981  
 BY OPPONENTS.....4,327 in 1976<sup>c</sup>

**Fewest Yards Punting**

BY 49ERS.....1,676 in 1982<sup>c</sup>  
 BY OPPONENTS.....1,709 in 1956<sup>a</sup>

**Highest Punting Average**

BY 49ERS.....45.8 in 1965<sup>b</sup>  
 BY OPPONENTS.....45.8 in 1964<sup>b</sup>

**Lowest Punting Average**

BY 49ERS.....35.0 in 1977<sup>b</sup>  
 BY OPPONENTS.....38.2 in 1980

**Most Punts Blocked**

BY 49ERS.....3 in 1975<sup>b</sup>  
 BY OPPONENTS.....3 in 1975<sup>b</sup>

**Most Punts Returned**

BY 49ERS.....65 in 1976<sup>c</sup>  
 BY OPPONENTS.....57 in 1981

**Fewest Punts Returned**

BY 49ERS.....18 in 1963<sup>b</sup>  
 BY OPPONENTS.....19 in 1971<sup>b</sup>

**Most Yards Punt Returns**

BY 49ERS.....612 in 1988  
 AAFC .....676 in 1948<sup>b</sup>  
 BY OPPONENTS.....664 in 1981

**Fewest Yards Punt Returns**

BY 49ERS.....99 in 1963<sup>b</sup>  
 BY OPPONENTS.....44 in 1971<sup>b</sup>

**Highest Avg. Punt Return**

BY 49ERS.....12.3 in 1950<sup>b</sup>  
 AAFC .....15.4 in 1948<sup>b</sup>  
 BY OPPONENTS.....12.4 in 1965<sup>b</sup>

**Lowest Avg. Punt Return**

BY 49ERS.....3.03 in 1955<sup>a</sup>  
 BY OPPONENTS.....2.23 in 1971<sup>b</sup>

**Most Kickoffs Returned**

BY 49ERS .....75 in 1980<sup>b</sup> & 1979  
 BY OPPONENTS.....78 in 1984

**Fewest Kickoffs Returned**

BY 49ERS.....36 in 1952<sup>a</sup>, 1982<sup>b</sup>  
 BY OPPONENTS.....37 in 1964

**Most Kickoff Return Yards**

BY 49ERS.....1,739 in 1962<sup>b</sup>  
 BY OPPONENTS.....1,675 in 1983

**Fewest Kickoff Return Yards**

BY 49ERS.....742 in 1982<sup>b</sup>  
 BY OPPONENTS.....739 in 1958<sup>b</sup>

**Highest Avg. Kickoff Return**

BY 49ERS.....28.0 in 1962<sup>b</sup>  
 BY OPPONENTS.....27.6 in 1969<sup>b</sup>

**Lowest Avg. Kickoff Return**

BY 49ERS.....17.7 in 1968<sup>b</sup>  
 BY OPPONENTS.....17.6 in 1958<sup>b</sup>

<sup>a</sup> 12 Games

<sup>b</sup> 14 Games

<sup>c</sup> 9 Games

<sup>d</sup> 15 Games

All others 16 games

## 49ers' All-Time Top-10 Crowds (Home & Away)

RANK	OPPONENT	ATTENDANCE	DATE	RESULTS
1.	At L.A. Rams	102,368	11/10/57	Rams 37-24
2.	At L.A. Rams	95,082	11/9/58	Rams 56-7
3.	At L.A. Rams	94,276	11/8/59	49ers 24-16
4.	At L.A. Raiders	91,494	9/29/91	Raiders 12-6
5.	At L.A. Raiders	87,006	9/22/85	49ers 34-10
6.	At L.A. Rams	85,856	11/8/53	49ers 31-27
7.	At L.A. Rams+	84,483	10/11/76	49ers 16-0
8.	At Super Bowl XIX	84,059	1/20/85	49ers 38-16
9.	At New Orleans	81,595	9/26/71	49ers 38-20
10.	At Super Bowl XVI	81,270	1/24/82	49ers 26-21

+ Monday Night

(Super Bowl XIX vs. Miami at Stanford, CA, & Super Bowl XVI vs. Cincinnati at Pontiac, MI)

# 49ers' Postseason NFL Records

## Team

### Offense

#### MOST POINTS SCORED

49ERS	55	vs. Denver (55-10).....	January 28, 1990
Opp.	49	at N.Y. Giants (49-3).....	January 4, 1987
Combined	65	vs. Denver (55-10).....	January 28, 1990

#### FEWEST POINTS SCORED

49ERS	3	at Dallas .....	January 2, 1972
		at N.Y. Giants .....	December 29, 1985
		at N.Y. Giants .....	January 4, 1987
Opp.	0	vs. Chicago .....	January 6, 1985
Combined	17	at Dallas .....	January 2, 1972

#### MOST TOUCHDOWNS SCORED

49ERS	8	vs. Denver .....	January 28, 1990
Opp.	7	at N.Y. Giants .....	January 4, 1987

#### MOST FIRST DOWNS

49ERS	31	vs. Miami .....	January 20, 1985
Opp.	25	vs. Minnesota .....	January 6, 1990
		vs. Washington .....	January 12, 1991

#### FEWEST FIRST DOWNS

49ERS	9	at Dallas .....	January 2, 1972
		at N.Y. Giants .....	January 4, 1987
Opp.	9	vs. L.A. Rams .....	January 14, 1990

#### MOST FIRST DOWNS RUSHING

49ERS	16	vs. Miami .....	January 20, 1985
Opp.	12	at N.Y. Giants .....	January 4, 1987

#### FEWEST FIRST DOWNS RUSHING

49ERS	2	vs. Dallas .....	January 3, 1971
		vs. Washington .....	December 26, 1971
		at Dallas .....	January 2, 1972
		at N.Y. Giants .....	January 4, 1987
Opp.	0	vs. L.A. Rams .....	January 14, 1990

#### MOST FIRST DOWNS PASSING

49ERS	17	vs. Dallas .....	January 10, 1982
Opp.	18	vs. Washington .....	January 12, 1991

#### FEWEST FIRST DOWNS PASSING

49ERS	6	vs. Dallas .....	December 23, 1972
		at N.Y. Giants .....	January 4, 1987
Opp.	3	vs. Chicago .....	January 6, 1985

#### MOST FIRST DOWNS BY PENALTIES

49ERS	3	vs. N.Y. Giants .....	January 3, 1982
		vs. Dallas .....	January 10, 1982
		at N.Y. Giants .....	December 28, 1985
Opp.	4	vs. Cincinnati .....	January 24, 1982

## MOST TOTAL PLAYS

49ERS	77	vs. L.A. Rams .....	January 14, 1990
		vs. Denver .....	January 28, 1990
Opp.	79	vs. Minnesota .....	January 6, 1990

## FEWEST TOTAL PLAYS

49ERS	47	at Dallas.....	January 2, 1972
Opp.	47	vs. L.A Rams .....	January 14, 1990

## MOST NET YARDS TOTAL OFFENSE

49ERS	537	vs. Miami .....	January 20, 1985
Opp.	412	vs. Detroit .....	December 31, 1983
Combined	835	at Washington .....	January 8, 1984

## FEWEST NET YARDS TOTAL OFFENSE

49ERS	184	at N.Y. Giants .....	January 4, 1987
Opp.	156	vs. L.A. Rams .....	January 14, 1990

## RUSHING

### MOST RUSHING PLAYS

49ERS	45	vs. L.A. Rams .....	January 14, 1990
		vs. Miami .....	January 20, 1985
Opp.	51	vs. Dallas .....	January 3, 1971

### FEWEST RUSHING PLAYS

49ERS	16	at Dallas.....	January 2, 1972
		at Washington.....	January 8, 1984
Opp.	9	vs. Miami .....	January 20, 1985

### MOST NET YARDS RUSHING

49ERS	211	vs. Miami .....	January 20, 1985
Opp.	216	at N.Y. Giants .....	January 4, 1987

### FEWEST NET YARDS RUSHING

49ERS	29	at N.Y. Giants .....	January 4, 1987
Opp.	24	vs. Cincinnati .....	January 24, 1982

### HIGHEST RUSHING AVERAGE

49ERS	6.4	vs. Minnesota (18 plays - 115 Yds) .....	January 9, 1988
Opp.	5.3	vs. Dallas (31 plays - 165 Yds) .....	December 23, 1972

### LOWEST RUSHING AVERAGE

49ERS	1.5	at N.Y. Giants (20 plays - 29 Yds) .....	January 4, 1987
Opp.	2.6	vs. L.A. Rams (10 plays - 26 yards) .....	January 20, 1990

## PASSING

### MOST PASSES ATTEMPTED

49ERS	48	at Washington.....	January 8, 1984
		at N.Y. Giants .....	December 28, 1985
Opp.	54	vs. Minnesota .....	January 6, 1990

### FEWEST PASSES ATTEMPTED

49ERS	19	vs. Washington .....	December 26, 1971
Opp.	18	at Dallas.....	January 2, 1972

### MOST PASSES COMPLETED

49ERS	27	at Washington.....	January 8, 1984
		vs. L.A. Rams .....	January 14, 1990
Opp.	31	vs. Minnesota .....	January 6, 1990

### FEWEST PASSES COMPLETED

49ERS	10	vs. Washington.....	December 26, 1971
Opp.	7	vs. Minnesota .....	January 3, 1971

### MOST NET YARDS PASSING

49ERS	347	at Washington.....	January 8, 1984
Opp.	361	vs. Washington.....	January 12, 1991

### FEWEST NET YARDS PASSING

49ERS	148	vs. Cincinnati.....	January 24, 1982
Opp.	37	vs. Chicago.....	January 6, 1985

### MOST GROSS YARDS PASSING

49ERS	357	vs. Cincinnati.....	January 22, 1989
Opp.	338	vs. Minnesota .....	January 9, 1988

### FEWEST GROSS YARDS PASSING

49ERS	150	vs. Dallas .....	December 23, 1972
Opp.	87	vs. Chicago.....	January 6, 1985

### HIGHEST COMPLETION PERCENTAGE

49ERS	87.1	vs. L.A. Rams .....	January 14, 1990
Opp.	73.5	vs. Cincinnati.....	January 24, 1982

### LOWEST COMPLETION PERCENTAGE

49ERS	40.5	at N.Y. Giants.....	January 4, 1987
Opp.	31.8	vs. Dallas .....	January 3, 1971

### HIGHEST AVERAGE GAIN PER PASS ATTEMPT

49ERS	9.6	vs. Minnesota .....	January 6, 1990
		vs. Denver .....	January 28, 1990
Opp.	7.9	at Washington .....	January 8, 1984

### MOST YARDS LOST ATTEMPTING TO PASS

49ERS	28	vs. N.Y. Giants.....	December 29, 1984
		at N.Y. Giants .....	December 28, 1985
Opp.	50	vs. Chicago.....	January 6, 1985

### MOST TIMES TACKLING PASSER

49ERS	9	vs. Chicago.....	January 6, 1985
Opp.	4	vs. N.Y. Giants.....	December 29, 1984
		at N.Y. Giants .....	December 28, 1985
		vs. Minnesota .....	January 9, 1988
		vs. Cincinnati.....	January 22, 1989

## MOST INTERCEPTIONS BY

49ERS	5	vs. Detroit.....	December 31, 1983
Opp.	3	vs. Detroit.....	December 22, 1957
		at Dallas.....	January 2, 1972
		vs. Dallas.....	January 10, 1982
		vs. N.Y. Giants.....	December 29, 1984
		at N.Y. Giants.....	January 4, 1987

## FUMBLES/PENALTIES

### MOST FUMBLES

49ERS	6	vs. Detroit.....	December 22, 1957
Opp.	4	vs. Dallas.....	January 3, 1971
		vs. Dallas.....	December 23, 1972
		vs. N.Y. Giants.....	January 3, 1982
		vs. Dallas.....	January 10, 1982

### MOST FUMBLES LOST

49ERS	3	at Minnesota.....	December 27, 1970
		vs. Dallas.....	January 10, 1982
Opp.	3	vs. Detroit.....	December 22, 1957
		vs. Dallas.....	December 23, 1972

### MOST PENALTIES

49ERS	14	vs. N.Y. Giants.....	January 3, 1982
Opp.	9	vs. N.Y. Giants.....	January 3, 1982
		vs. Minnesota.....	January 1, 1989

### FEWEST PENALTIES

49ERS	0	at Chicago.....	January 8, 1989
Opp.	0	vs. Denver.....	January 28, 1990

### MOST YARDS LOST ON PENALTIES

49ERS	145	vs. N.Y. Giants.....	January 3, 1982
Opp.	90	vs. Minnesota.....	January 1, 1989

## PUNTS/KICKS

### MOST PUNTS

49ERS	10	vs. Washington.....	December 26, 1971
		at N.Y. Giants.....	January 4, 1987
Opp.	7	at Minnesota.....	December 27, 1970
		vs. Miami.....	January 20, 1985
		at N.Y. Giants.....	January 4, 1987
		vs. Minnesota.....	January 1, 1989
		at Chicago.....	January 8, 1989

### FEWEST PUNTS

49ERS	3	vs. Detroit.....	December 22, 1957
		vs. Dallas.....	January 10, 1982
		vs. Chicago.....	January 6, 1985
		vs. Miami.....	January 20, 1985
Opp.	1	vs. L.A. Rams.....	January 14, 1990

### MOST YARDS PUNTING

49ERS	400	at N.Y. Giants .....	January 4, 1987
Opp.	307	at N.Y. Giants .....	January 4, 1987

### FEWEST PUNTING YARDS

49ERS	62	vs. L.A. Rams .....	January 14, 1990
Opp.	73	vs. Detroit.....	December 31, 1983

### HIGHEST PUNTING AVERAGE (Min. 4 Punts)

49ERS	46.3	vs. N.Y. Giants (4 punts - 185 Yds).....	January 3, 1982
Opp.	46.0	vs. Washington (5 punts - 231 Yds).....	December 26, 1971

### LOWEST PUNTING AVERAGE (Min. 4 Punts)

49ERS	30.8	vs. Minnesota (4 punts - 123 Yds).....	January 6, 1990
Opp.	25.6	vs. Minnesota (5 punts - 128 Yds).....	January 6, 1990

### MOST PUNT RETURNS

49ERS	7	at Chicago .....	January 8, 1989
Opp.	7	at N.Y. Giants .....	January 4, 1987

### MOST YARDS PUNT RETURNS

49ERS	69	at Minnesota .....	December 27, 1970
		vs. Chicago.....	January 6, 1985
Opp.	58	vs. Washington .....	December 26, 1971

### MOST KICKOFFS RETURNED

49ERS	8	vs. Minnesota .....	January 9, 1988
Opp.	9	vs. Denver .....	January 28, 1990

### MOST KICKOFF RETURN YARDS

49ERS	146	vs. Dallas .....	December 23, 1972
Opp.	196	vs. Denver .....	January 28, 1990

## Candlestick Facts

**Original Ground Breaking:** 1958

**Stadium Named:** 1959. Named "Candlestick Park" in a balloting among fans. More than 15,000 entries were submitted.

**Expansion:** November 19, 1969

**First 49ers' Regular Season Game:** Oct. 10, 1971 vs. L.A. Rams

**Playing Surface:** Natural Grass

**Approximate Cost:** \$24.6 million (not including expansion cost)

**Stadium Area:** 141 $\frac{1}{2}$ -acres on 82-acre site

**Stadium Diameter:** 680 feet at its shortest, 840 feet at its longest

**Height:** 120 feet

**Steel Used:** 1,034 tons structural steel, 8,000 tons reinforcing steel

**Concrete Used:** 50,000 cubic yards of concrete

**Capacity:** 68,491

**Restrooms:** 70

**Concession Stands:** 60

**Parking Capacity (Approximately)**

Cars.....7,000

Buses.....300

# 49ers' Postseason NFL Records

## Single Game

### MOST YARDS RUSHING

49ERS	135	— Roger Craig (21 carries) vs. Minnesota	January 1, 1989
Opp.	159	— Joe Morris (24 carries) of N.Y. Giants	January 4, 1987

### MOST CARRIES

49ERS	27	— Ken Willard (85 yards) at Minnesota	December 27, 1970
Opp.	36	— John Riggins (123 yards) of Washington	January 8, 1984

### HIGHEST RUSHING AVERAGE

(Min. 4 carries)

49ERS	12.0	— Steve Young (6 for 72 yards) vs. Minnesota	January 9, 1988
Opp.	7.8	— Thomas Tracey (11 for 86 yards) of Detroit	December 22, 1957

### MOST PASSES ATTEMPTED

49ERS	48	— Joe Montana (27 completed for 347 yards) at Washington	January 8, 1984
Opp.	50	— Dan Marino (29 completed for 318 yards) of Miami	January 20, 1985

### MOST PASSES COMPLETED

49ERS	27	— Joe Montana (48 attempted for 347 yards) at Washington	January 8, 1984
Opp.	29	— Dan Marino (50 attempted for 318 yards) of Miami	January 20, 1985

### MOST YARDS PASSING

49ERS	357	— Joe Montana (23 of 36) vs Cincinnati	January 22, 1989
Opp.	361	— Mark Rypien (27 of 48) of Washington	January 12, 1991

### HIGHEST COMPLETION PERCENTAGE

49ERS	.867	— Joe Montana (26 of 30) vs. L.A. Rams	January 14, 1990
Opp.	.735	— Ken Anderson (25 of 34) of Cincinnati	January 24, 1982

### MOST TD PASSES

49ERS	5	— Joe Montana vs. Denver	January 28, 1990
Opp.	4	— Phil Simms of N.Y. Giants	January 4, 1987

### MOST PASS RECEPTIONS

49ERS	11	— Jerry Rice (215 yards) vs. Cincinnati	January 22, 1989
Opp.	11	— Dan Ross (104 yards) of Cincinnati	January 24, 1982

### MOST RECEIVING YARDS

49ERS	215	— Jerry Rice (11 catches) vs. Cincinnati	January 22, 1989
Opp.	227	— Anthony Carter (10 catches) of Minnesota	January 9, 1988

### MOST INTERCEPTIONS

49ERS	2	— Skip Vanderbundt (4 yards) vs. Dallas	December 23, 1972
		— Ronnie Lott (32 yards) vs. N.Y. Giants	January 3, 1982
		— Riki Ellison (8 yards) vs. Detroit	December 31, 1983
		— Ronnie Lott (10 yards) vs. Minnesota	January 1, 1989
Opp.	2	— Charlie Waters (12 yards) of Dallas	December 23, 1972
		— Everson Walls (0 yards) of Dallas	January 10, 1982
		— Gary Reasons (33 yards) of N.Y. Giants	December 29, 1984
		— Gary Fencik (5 yards) of Chicago	January 6, 1985

### **MOST INTERCEPTION RETURN YARDS**

49ERS	61 — Michael Carter (1 Int-TD) vs. Washington .....	January 12, 1991
Opp.	45 — Reggie Rutland (1 Int-TD) of Minnesota .....	January 9, 1988

### **MOST PUNTS**

49ERS	10 — Steve Spurrier (337 yards) vs. Washington ...	December 26, 1971
	10 — Max Runager (400 yards) at N.Y. Giants .....	January 4, 1987
Opp.	7 — Tom McNeil (276 yards) of Minnesota .....	December 27, 1970
	— Dave Finzer (302 yards) of Chicago .....	January 6, 1985
	— Bucky Scribner (275 yards) of Minnesota .....	January 1, 1989
	— Bryan Wagner (220 yards) of Chicago .....	January 8, 1989
	— Dale Hatcher (220 Yards) of L.A. Rams .....	January 14, 1990

### **MOST PUNTING YARDS**

49ERS	400 — Max Runager (10 punts) at N.Y. Giants .....	January 4, 1987
Opp.	302 — Dave Finzer (7 punts) of Chicago .....	January 6, 1985

### **HIGHEST PUNTING AVERAGE**

49ERS	46.3 — Jim Miller (4 punts/185 yards) vs. Cincinnati .....	January 24, 1982
Opp.	46.2 — Mike Bragg (5 punts/231 yards) of Washington .....	December 26, 1971

### **MOST POINTS SCORED**

49ERS	18 — Larry Schreiber (3 rushing TDs) vs. Dallas .....	December 23, 1972
	— Roger Craig (2 receiving TDs & 1 rushing TD) vs. Miami .....	January 20, 1985
	— Jerry Rice (3 receiving TDs) vs. Denver .....	January 28, 1990
	— Jerry Rice (3 receiving TDs) vs. Minnesota .....	January 1, 1989
Opp.	18 — Chuck Nelson (5 FG, 3 PAT) of Minnesota .....	January 9, 1988

## **Longest Plays** (Postseason)

### **LONGEST RUN FROM SCRIMMAGE**

49ERS	80 — Roger Craig (touchdown) vs. Minnesota .....	January 1, 1989
Opp.	58 — Thomas Tracey (touchdown) of Detroit .....	December 22, 1957

### **LONGEST PASS COMPLETION**

49ERS	78 — (touchdown) Gene Washington from John Brodie vs. Washington .....	December 26, 1971
Opp.	72 — (touchdown) Earnest Gray of N.Y. Giants .....	January 3, 1982

### **LONGEST INTERCEPTION RETURN**

49ERS	61 — Michael Carter vs. Washington .....	January 12, 1991
Opp.	45 — Reggie Rutland of Minnesota .....	January 9, 1988

### LONGEST PUNT

49ERS	59 —Steve Spurrier at Minnesota .....	December 27, 1970
	—Steve Spurrier vs. Dallas .....	January 3, 1971
Opp.	66 —Mike Bragg of Washington .....	December 26, 1971

### LONGEST PUNT RETURN

49ERS	45 —John Taylor vs. Cincinnati .....	January 22, 1989
Opp.	47 —Ted Vactor of Washington .....	December 26, 1971

### LONGEST KICKOFF RETURN

49ERS	97 —Vic Washington (touchdown) vs. Dallas .....	December 23, 1972
Opp.	93 —Stanford Jennings (touchdown) of Cincinnati .....	January 22, 1989

## Longest Scoring Plays (Postseason)

### LONGEST TD RUN

49ERS	80 —Roger Craig vs. Minnesota .....	January 1, 1989
Opp.	58 —Thomas Tracey of Detroit .....	December 22, 1957

### LONGEST TD RECEPTION

49ERS	78 —Gene Washington from John Brodie vs. Washington .....	December 26, 1971
Opp.	72 —Earnest Gray from Scott Brunner of N.Y. Giants .....	January 3, 1982

### LONGEST FIELD GOAL

49ERS	47 —Mike Cofer vs. Washington .....	January 12, 1991
Opp.	54 —Ed Murray of Detroit .....	December 31, 1983

## Tackles (Postseason)

### MOST TOTAL TACKLES

49ERS	13 —Carlton Williamson (11 & 2) vs. Detroit .....	December 31, 1983
Opp.	12 —Bill Currier (8 & 4) of N.Y. Giants .....	December 29, 1984

### MOST SOLO TACKLES

49ERS	11 —Carlton Williamson vs. Detroit .....	December 31, 1983
	—Michael Walter at Chicago .....	January 8, 1989
Opp.	10 —Ross Browner of Cincinnati .....	January 24, 1982
	—Ken Coffey of Washington .....	January 8, 1984

### MOST ASSISTED TACKLES

49ERS	8 —Cedrick Hardman at Dallas .....	January 2, 1972
	—Frank Nunley at Dallas .....	January 2, 1972
Opp.	6 —Alvin Hall of Detroit .....	December 31, 1983

## 49ers' NFL Postseason Career Leaders

### PASSING (Yards)

Player	Att.	Comp.	Yds	Pct.	TD	Int.
1. Montana, Joe.....	593	375	4758	63.2	39	17
2. Brodie, John.....	143	71	973	49.7	4	7
3. Young, Steve.....	89	62	748	69.6	4	4
4. Tittle, Y.A.....	31	18	248	58.1	3	3
5. Kemp, Jeff.....	22	7	64	31.8	0	1

### RUSHING (Yards)

Player	No.	Yds.	Avg.	Long	TD
1. Craig, Roger.....	202	816	4.0	80 t	7
2. Tyler, Wendell.....	73	338	4.6	25	2
3. Montana, Joe.....	54	296	5.5	53	2
4. Young, Steve.....	30	184	6.1	42	2
5. Willard, Ken.....	65	176	2.7	14	0

### RECEIVING (Number)

Player	No.	Yds.	Avg.	Long	TD
1. Rice, Jerry.....	75	1,180	15.7	72 t	13
2. Craig, Roger.....	63	606	9.6	40	2
3. Clark, Dwight.....	48	726	15.1	39	3
4. Solomon, Freddie.....	34	537	15.8	76 t	6
5. Francis, Russ.....	23	277	12.0	27	1
Wilson, Mike.....	23	264	11.5	26	2

### INTERCEPTIONS (Number)

Player	No.	Yds.	Avg.	Long	TD
1. Lott, Ronnie.....	8	152	19.0	58 t	2
2. Hicks, Dwight.....	3	49	16.3	27	0
Wright, Eric.....	3	25	8.3	25	0
Ellison, Riki.....	3	20	6.7	12	0
5. McKyer, Tim.....	2	68	34.0	41	0
Brooks, Chet.....	2	66	33.0	38	0
Fuller, Jeff.....	2	48	24.0	48 t	1
Turner, Keena.....	2	26	13.0	15	0
Vanderbundt, Skip.....	2	4	2.0	4	0
Williamson, Carlton.....	2	2	1.0	2	0

### KICKOFF RETURNS (Number)

Player	No.	Yds.	Avg.	Long	TD
1. Washington, Vic.....	9	250	27.8	97 t	1
2. Lawrence, Amos.....	7	165	23.6	47	0
McLemore, Dana.....	7	142	20.3	26	0
4. Cribbs, Joe.....	6	99	16.5	29	0
Rodgers, Del.....	6	92	15.3	26	0
Monroe, Carl.....	6	84	14.0	17	0

## PUNT RETURNS (Number)

Player	No.	Yds.	Avg.	FC	Long	TD
1. Taylor, John.....	18	189	10.5	14	45	0
2. McLemore, Dana.....	17	156	9.2	5	28	0
3. Taylor, Roosevelt.....	5	67	13.4	1	30	0
Taylor, Bruce.....	5	1	0.2	4	5	0
5. Hicks, Dwight.....	3	27	9.0	1	12	0
Fuller, John.....	3	18	6.0	0	8	0

## PUNTING (Average)

Player	No.	Yds.	Avg.	TD	I-20	Long	Bk
1. Miller, Jim.....	12	498	41.5	0	2	52	0
2. Runager, Max.....	33	1298	39.3	1	7	49	0
3. McCann, Jim.....	7	262	37.4	0	0	48	0
4. Helton, Barry.....	35	1288	36.8	0	10	55	0
5. Jessup, Bill.....	3	108	36.0	0	0	42	0

## SCORING

Player	TR	TP	TRT	FG	PAT	SF	TP
1. Rice, Jerry.....	0	13	0	0/0	0/0	0	79
2. Wersching, Ray.....	0	0	0	13/22	30/30	0	69
3. Cofer, Mike.....	0	0	0	11/18	34/37	0	67
4. Craig, Roger.....	7	2	0	0/0	0/0	0	54
5. Solomon, Freddie.....	0	6	0	0/0	0/0	0	36

## Miscellaneous 49ers' Records

### INDIVIDUAL

#### Most Consecutive Passes Completed

22# — Joe Montana vs. Cleveland (11-29-87) -5 and at Green Bay (12-6-87) -17

#### Most Seasons, 3,000 or More Yards Passing

7# — Joe Montana — 1981, 1983-85, 1987, 1989-90

#### Most Consecutive Passes Without Interception

154 — Joe Montana — Last 12 passes at Phil. (9-24-89) through sixth pass vs. Green Bay (11-19-89)

#### Most Consecutive Games Scoring a TD

13 — Jerry Rice — 16th Game - 1986 through final regular season game - 1987

#### Most Consecutive Games Rushing for TD

5 — Joe Perry — 11th & 12th Games - 1953 through 3rd Game - 1954  
 Hugh McElhenny — 1st through 5th Games - 1954

#### Most Consecutive Games Throwing TD Pass

21 — John Brodie — Last 6 Games - 1970 through 1st 15 Games - 1972 (including three postseason games)

#### Most Consecutive Games Catching TD Pass

13 — Jerry Rice — 16th Game - 1986 through final regular season game - 1987

#### Most Games, 100 or More Yards Receiving (Season)

8 — Jerry Rice - 1989

- Most Games, 100 or More Yards Receiving (Career)**  
 39 — Jerry Rice — 1985-92
- Most Games, 100 or More Yards Receiving (Including postseason)**  
 43 — Jerry Rice — 1985-92
- Most Consecutive Games Intercepting a Pass**  
 4 — Dick Moegle — 6th through 9th Games - 1956
- Most Consecutive PAT's**  
 234# — Tommy Davis — 1st Game - 1959 through 13th Game - 1965
- Most Consecutive Regular Season Games Catching at Least One Pass**  
 111 — Jerry Rice — 14th Game - 1985 through 1992  
 (124 including 13 playoff games)
- Most Consecutive Games Kicking FG**  
 25 — Bruce Gossett — 11th Game - 1970 through 5th Game - 1972  
 (includes four postseason games)
- Most Consecutive FG's**  
 13 — Bruce Gossett — 5th through 12th Games - 1973
- Most Consecutive +300-Yard Passing Games**  
 5# — Joe Montana — 2nd through 6th Games - 1982
- Most Games**  
 212 — Jimmy Johnson — 1961-1976
- Most Consecutive Games**  
 208 — Len Rohde — 1960-1974

## TEAM

- Most Division Championships Since 1970 NFL Merger**  
 12 — 1970, '71, '72, '81, '83, '84, '86, '87, '88, '89, '90, '92
- Most Consecutive Games Intercepting a Pass**  
 20 — Last 3 Games - 1950 through 1st 5 Games - 1952
- Most Consecutive PAT's**  
 301 — 1st Game 1957 through 13th Game 1965
- Most Consecutive Games Without Losing a Fumble**  
 7 — 6th through 12th Games - 1960
- Longest Road Win Streak**  
 18# — 1988-90
- Longest Road Win Streak (Including Postseason)**  
 19 — 1988-90
- Longest Home Win Streak**  
 8 — Last 3 Games - 1989 through 1st 5 Games - 1990
- Longest Home Win Streak (Including Postseason)**  
 10 — Last 5 Games - 1989 through 1st 5 Games - 1990
- Longest Overall Win Streak**  
 15 — Last 5 Games - 1989 through 1st 10 Games - 1990
- Longest Overall Win Streak (Including Postseason)**  
 18# — Last 8 Games - 1989 through 1st 10 Games - 1990
- Most Consecutive Wins To Start A Season**  
 10 — 1948 and 1990
- Most Road Wins (Regular Season)**  
 8 — 1948, 1989 and 1990

## PAT RECORD

100% — 32 (1954), 33 (1957), 34 (1958), 31 (1959), 21 (1960), 44 (1961), 36 (1962), 24 (1963), 30 (1964), 33 (1967), 33 (1971), 26 (1973), 23 (1977), 30 (1981), 51 (1983), 56 (1984), 39 (1990).

# All-Time NFL Record

# Forty Niners' NFL Leaders

## RUSHING CHAMPIONS

1953	Joe Perry	1,018
1954	Joe Perry	1,049

## PASSING CHAMPIONS (Based on Passer Rating)

1970	John Brodie	93.9
1987	Joe Montana	102.1
1989	Joe Montana	112.4
1991	Steve Young	101.8
1992	Steve Young	107.0

## RECEIVING CHAMPIONS

1954	Billy Wilson	60
1956	Billy Wilson	60
1957	Billy Wilson	52
1965	Dave Parks	80
1968	Clifton McNeil	71
1982	Dwight Clark	60
1985	Roger Craig	92
1990	Jerry Rice	100

## PUNTING CHAMPIONS<sup>c</sup> (Based on Average)

1962	Tommy Davis	45.6
------	-------------	------

## SCORING

1952	Gordy Soltau	94
1953	Gordy Soltau	114
1984	Ray Wersching	131
1987	Jerry Rice	138
1989	Mike Cofer	136

## KICKOFF RETURNS (Based on Average)

1953	Joe Arenas	34.4
1959	Abe Woodson	29.4
1962	Abe Woodson	31.3
1963	Abe Woodson	32.2

## FIELD GOALS

1960	Tommy Davis	32
1988	Mike Cofer	38

## PUNT RETURNS (Based on Yards)

1960	Abe Woodson	174
1988	John Taylor	556

## INTERCEPTIONS

1960	Dave Baker	10
1986	Ronnie Lott	10

# NFL AWARD WINNERS

## MOST VALUABLE PLAYER

- 1970 John Brodie (Pro Football Guide)
- 1987 Jerry Rice (PFWA)
- 1989 Joe Montana (PFWA, AP)
- 1990 Joe Montana (AP)
- 1992 Steve Young (PFWA, AP)

## PLAYER OF THE YEAR

- 1952 Hugh McElhenny (Sport Magazine)
- 1957 Y.A. Title (UPI)
- 1970 John Brodie (AP, The Football News)
- 1987 Jerry Rice (Maxwell Club)
- 1989 Joe Montana (Sporting News, Football Digest, Maxwell Club)
- 1990 Jerry Rice (Sporting News)
- 1992 Steve Young (Sporting News)

## OFFENSIVE PLAYER OF THE YEAR

- 1970 John Brodie (NEA, Pro Football Weekly)
- 1986 Jerry Rice (Pro Football Weekly)
- 1987 Jerry Rice (AP, Pro Football Weekly, Football Digest)
- 1988 Roger Craig (AP)
- 1989 Joe Montana (AP, Pro Football Weekly)
- 1992 Steve Young (AP, Pro Football Weekly)

## ROOKIE OF THE YEAR

- 1952 Hugh McElhenny (UPI)

## DEFENSIVE ROOKIE OF THE YEAR

- 1970 Bruce Taylor (Pro Football Weekly)

## COACH OF THE YEAR

- 1981 Bill Walsh (AP, Sporting News, Pro Football Weekly)
- 1989 George Seifert (Football Digest)
- 1990 George Seifert (Sporting News)

## EXECUTIVE OF THE YEAR

- 1989 John McVay (Sporting News)

## SUPER BOWL MOST VALUABLE PLAYER

- 1982 Joe Montana (Super Bowl XVI)
- 1985 Joe Montana (Super Bowl XIX)
- 1989 Jerry Rice (Super Bowl XXIII)
- 1990 Joe Montana (Super Bowl XXIV)

# Forty Niners' Big Days

## RUSHING

194	— Delvin Williams at St. Louis Cardinals	October 31, 1976 (34 Carries)
190	— Roger Craig at L.A. Rams	October 16, 1988 (22 Carries)
190	— Wilbur Jackson vs. New Orleans	November 27, 1977 (16 Carries)
180	— Delvin Williams vs. Washington	November 7, 1976 (23 Carries)
174	— Joe Perry vs. Detroit	November 2, 1958 (13 Carries)
170	— Hugh McElhenny at Dallas Texans	October 5, 1952 (07 Carries)
168	— J.D. Smith vs. Minnesota	November 26, 1961 (28 Carries)
163	— Ricky Watters at L.A. Rams	November 22, 1992 (26 Carries)
162	— Roger Craig at Phoenix	November 6, 1988 (22 Carries)
162	— Ken Willard at Atlanta	December 15, 1968 (25 Carries)
159	— Hugh McElhenny at Green Bay	November 23, 1958 (22 Carries)
156	— Wilbur Jackson vs. Minnesota	November 29, 1976 (30 Carries)
153	— Delvin Williams vs. Minnesota	November 29, 1976 (20 Carries)
153	— Joe Perry at Green Bay	November 22, 1953 (16 Carries)

## PASSING

476	— Joe Montana at Atlanta	October 14, 1990 (32 of 49)
458	— Joe Montana at L.A. Rams	December 11, 1989 (30 of 42)
449	— Steve Young vs. Buffalo	September 13, 1992 (26 of 37)
441	— Joe Montana at Washington	November 17, 1986 (33 of 60)
429	— Joe Montana at Atlanta	October 6, 1985 (37 of 57)
428	— Joe Montana at Philadelphia	September 24, 1989 (25 of 34)
411	— Joe Montana at Green Bay	November 4, 1990 (25 of 40)
408	— Joe Montana at St. Louis Cardinals	November 21, 1982 (26 of 39)
399	— Steve Young vs. Atlanta	October 18, 1992 (16 of 28)
398	— Joe Montana vs. Atlanta	September 23, 1990 (24 of 36)
390	— Joe Montana vs. Washington	September 16, 1990 (29 of 44)
381	— Joe Montana vs. Washington	September 10, 1984 (24 of 40)
371	— Y.A. Tittle vs. Baltimore	December 13, 1953 (29 of 44)
365	— Joe Montana at L.A. Rams	October 28, 1984 (21 of 31)
359	— Jeff Kemp vs. Minnesota	October 12, 1986 (23 of 42)
358	— Joe Montana at L.A. Rams	October 23, 1983 (25 of 39)
357	— Joe Montana vs. Cincinnati+	January 22, 1989 (23 of 36)
356	— Joe Montana vs. San Diego	December 11, 1982 (31 of 46)
356	— Joe Montana at Tampa Bay	September 7, 1986 (32 of 46)
356	— John Brodie at L.A. Rams	November 9, 1969 (25 of 42)
354	— Joe Montana at New Orleans	December 15, 1985 (25 of 38)
353	— Joe Montana at Houston	October 21, 1984 (25 of 35)
348	— Steve DeBerg vs. Chicago Bears	October 28, 1979 (26 of 41)
348	— Steve Young vs. San Diego	September 8, 1991 (26 of 36)
348	— Steve Young vs. Atlanta	October 13, 1991 (22 of 38)
347	— Steve Bono vs. New Orleans	December 1, 1991 (27 of 41)
347	— Joe Montana at Washington+	January 8, 1984 (27 of 48)
345	— Steve DeBerg at Atlanta	September 28, 1980 (32 of 51)
345	— Steve DeBerg vs. Atlanta	December 16, 1979 (29 of 54)
343	— Joe Montana vs. Atlanta	September 18, 1988 (32 of 48)
342	— Joe Montana vs. Cleveland	November 29, 1987 (23 of 31)
342	— Steve Young vs. Philadelphia	November 29, 1992 (24 of 35)
341	— Joe Montana at St. Louis Cardinals	September 18, 1983 (20 of 32)

341	— Y.A. Tittle at N.Y. Giants .....	November 9, 1952 (16 of 29)
336	— Joe Montana at Denver .....	September 19, 1982 (26 of 37)
334	— Joe Montana vs. New Orleans .....	November 28, 1982 (27 of 42)
334	— Joe Montana vs. St. Louis Cardinals.....	October 18, 1987 (31 of 39)
332	— Jeff Kemp vs New Orleans .....	September 21, 1986 (29 of 44)
338	— Joe Montana vs. L.A. Rams .....	December 9, 1985 (26 of 36)
328	— John Brodie vs. Green Bay .....	December 10, 1961 (19 of 29)
327	— John Brodie at Chicago Bears.....	November 13, 1966 (28 of 54)
324	— George Mira at Atlanta .....	December 10, 1967 (20 of 34)
322	— Joe Montana vs. Dallas .....	December 22, 1985 (24 of 34)
322	— John Brodie vs. Chicago Bears .....	November 19, 1961 (11 of 19)
321	— Steve DeBerg at Houston.....	September 17, 1978 (20 of 32)
320	— Steve Spurrier vs. Minnesota .....	October 14, 1973 (31 of 48)

## RECEIVING

286	— John Taylor at L.A. Rams.....	December 11, 1989 (11 Catches)
241	— Jerry Rice vs. L.A. Rams.....	December 9, 1985 (10 Catches)
231	— Dave Parks at Baltimore .....	October 3, 1965 (9 Catches)
225	— Bernie Casey at Chicago Bears .....	November 13, 1966 (12 Catches)
215	— Jerry Rice vs. Cincinnati+ .....	January 22, 1989 (11 Catches)
204	— Jerry Rice at Washington .....	November 17, 1986 (12 Catches)
196	— Gordy Soltau at New York Giants .....	November 9, 1952 (10 Catches)
192	— Billy Wilson vs. Chicago Bears .....	October 23, 1955 (8 Catches)
187	— Jerry Rice at Green Bay .....	November 4, 1990 (6 Catches)
186	— Dick Witcher at Atlanta .....	December 10, 1967 (11 Catches)
183	— Jerry Rice vs. Atlanta .....	October 18, 1992 (7 Catches)
181	— Jim Johnson vs. Detroit.....	November 11, 1962 (11 Catches)
172	— Jerry Rice vs. Indianapolis .....	October 5, 1986 (6 Catches)
171	— Jerry Rice at San Diego .....	November 27, 1988 (6 Catches)
171	— Jerry Rice vs. Atlanta .....	September 23, 1990 (8 Catches)
169	— Bernie Casey at Philadelphia .....	September 20, 1964 (6 Catches)
167	— Roger Craig at Atlanta .....	October 6, 1985 (12 Catches)
165	— Hugh McElhenny vs. Baltimore .....	December 8, 1957 (8 Catches)
164	— Jerry Rice at Philadelphia .....	September 24, 1989 (6 Catches)
164	— Gene Washington at Green Bay .....	November 5, 1972 (6 Catches)
163	— Jerry Rice at Indianapolis.....	September 10, 1989 (6 Catches)
163	— Jerry Rice vs. Atlanta .....	September 18, 1988 (8 Catches)
163	— Jerry Rice at Seattle.....	September 25, 1988 (6 Catches)
162	— John Taylor at Atlanta .....	December 3, 1989 (5 Catches)
160	— Gene Washington vs. New England .....	October 31, 1971 (5 Catches)
160	— John Taylor vs. Washington.....	September 16, 1990 (8 Catches)

+ Postseason

## 49ers' Longest Plays

### Top-Ten Long Runs from Scrimmage

89t	Hugh McElhenny at Dallas Texans .....	October 5, 1952
86t	Hugh McElhenny at Green Bay .....	November 18, 1956
82t	Hugh McElhenny vs. Dallas Texans .....	October 26, 1952
80t	Roger Craig vs. Minnesota + .....	January 1, 1989
80	Wilbur Jackson vs. New Orleans .....	November 27, 1977

80t	Delvin Williams vs. Washington.....	November 7, 1976
80t	J.D. Smith vs. Green Bay.....	December 7, 1958
78t	Joe Perry vs. Dallas Texans.....	October 26, 1952
78t	Joe Perry vs. Green Bay.....	December 10, 1950
75t	Jimmy Thomas vs. Chicago Bears.....	December 6, 1969

### Top-Ten Long Forward Passes

97t	Steve Young to John Taylor at Atlanta.....	November 3, 1991
96t	Joe Montana to Jerry Rice at San Diego.....	November 27, 1988
95t	Joe Montana to John Taylor at L.A. Rams.....	December 11, 1989
93t	Steve DeBerg to Freddie Solomon vs. Atlanta.....	September 28, 1980
92t	Joe Montana to John Taylor at L.A. Rams.....	December 11, 1989
85t	Jim Plunkett to Delvin Williams vs. Washington.....	November 7, 1976
83t	John Brodie to Dave Parks at L.A. Rams.....	October 18, 1964
81t	Steve Spurrier to Ted Kwalick vs. New Orleans.....	October 22, 1972
80t	Joe Montana to Jerry Rice vs. Washington.....	November 21, 1988
80t	Joe Montana to Dwight Clark at Houston.....	October 21, 1984
80t	John Brodie to Clifton McNeil at Green Bay.....	September 28, 1969
80t	John Brodie to Dave Parks vs. Minnesota.....	October 25, 1964
80t	John Brodie to Jim Johnson at Chicago Bears.....	October 14, 1962
80t	Steve Young to Jerry Rice vs. Atlanta.....	October 18, 1992

### Top-Ten Long Punts

86	Larry Barnes vs. Chicago Cardinals.....	September 29, 1957
82	Tommy Davis vs. Minnesota.....	September 30, 1962
81	Tommy Davis at St. Louis Cardinals.....	November 25, 1962
80	Jim Miller at Denver Broncos.....	September 19, 1982
79	Tommy Davis at Chicago Bears.....	October 14, 1962
76	Larry Barnes vs. Baltimore.....	December 8, 1957
75	Verl Lillywhite vs. Cleveland.....	September 30, 1957
74	Tommy Davis vs. Chicago Bears.....	October 30, 1951
72	Jon Kilgore vs. Chicago Bears.....	December 6, 1969
71	Tommy Davis vs. Chicago Bears.....	October 25, 1959

### Top-Ten Long Punt Returns

95t	John Taylor vs. Washington.....	November 21, 1988
94t	Hugh McElhenny at Chicago Bears.....	October 19, 1952
93t	Dana McLemore vs. L.A. Rams.....	January 2, 1983
88t	Manfred Moore vs. Atlanta.....	November 24, 1974
85t	Abe Woodson at Green Bay.....	October 21, 1962
83t	Dana McLemore vs. Chicago Bears.....	December 14, 1987
80t	Abe Woodson vs. Detroit.....	November 5, 1961
79t	Dana McLemore at N.Y. Giants.....	October 8, 1984
77t	John Taylor vs. Detroit.....	October 2, 1988
76t	Don Griffin vs. Atlanta.....	November 23, 1986
76	Bruce Taylor at Chicago Bears.....	November 8, 1970

### Top-Ten Long Kickoff Returns

105t	Abe Woodson at L.A. Rams.....	November 8, 1959
103t	Abe Woodson vs. Minnesota.....	September 15, 1963
101t	James Owens at Detroit.....	November 2, 1980
99t	Abe Woodson at N.Y. Giants.....	November 17, 1963
98t	Dexter Carter vs. New Orleans.....	December 1, 1991
98t	Vic Washington at Atlanta.....	October 29, 1972
98t	Abe Woodson at Detroit.....	October 1, 1961

97t	Vic Washington vs. Dallas Cowboys+ .....	December 23, 1972
97t	Lenny Lyles vs. Baltimore .....	December 18, 1960
96	Joe Arenas vs. Baltimore .....	December 16, 1956
95t	Carl Monroe at Washington .....	December 1, 1985
95t	Abe Woodson vs. Minnesota .....	September 15, 1963

### Top-Ten Long Interception Returns

94t	Alvin Randolph vs. Chicago Bears .....	December 11, 1966
88t	Tory Nixon at Green Bay .....	October 26, 1986
83t	Ronnie Lott at Kansas City .....	December 26, 1982
82	Carlton Williamson vs. Seattle .....	November 25, 1985
77t	Tom Holmoe vs. St. Louis Cardinals .....	November 9, 1986
72	Dwight Hicks at Washington .....	October 4, 1981
70t*	Tom Holmoe at Miami .....	September 28, 1986
70	Bruce Taylor vs. Green Bay .....	November 1, 1970
69	Ed Beard at Chicago Bears .....	November 10, 1968
66t	Kermit Alexander at Pittsburgh .....	November 24, 1968

\*Lateral from Ronnie Lott

### Top-Ten Long Fumble Returns

99t	Don Griffin vs. Chicago Bears .....	December 23, 1991
80t	Dwight Hicks at Washington .....	October 4, 1981
75t	Clark Miller at Detroit .....	November 14, 1965
73t	Skip Vanderbundt at Dallas Cowboys .....	November 23, 1972
71	Gerard Williams vs. New Orleans .....	September 23, 1979
66t	Windlan Hall vs. Philadelphia .....	December 2, 1973
65t	Keena Turner at Washington .....	December 1, 1985
63t	Tommy Hart at St. Louis Cardinals .....	October 24, 1971
40t	Matt Hazeltine at Detroit .....	October 18, 1959
39	Bruce Taylor at Kansas City .....	October 5, 1975
37t	Abe Woodson at Chicago Bears .....	October 14, 1962

### Top-Ten Long Field Goals

56	Mike Cofer at Atlanta .....	October 14, 1990
54	Steve Mike-Mayer at L.A. Rams .....	November 9, 1975
54	Bruce Gossett vs. New Orleans .....	October 21, 1973
53	Tommy Davis at L.A. Rams .....	October 17, 1965
53	Ray Wersching at Detroit .....	September 2, 1984
52	Mike Cofer vs. Washington .....	November 21, 1988
52	Ray Wersching at New Orleans .....	October 16, 1983
52	Bruce Gossett at Houston .....	November 15, 1970
52	Mike Cofer at New Orleans .....	September 10, 1990
51	Steve Mike-Mayer vs. Chicago Bears .....	November 16, 1975
50	Mike Cofer at Seattle .....	December 8, 1991
50	Mike Cofer at Philadelphia .....	October 27, 1991
50	Ray Wersching at New Orleans .....	November 2, 1986
50	Ray Wersching at N.Y. Giants .....	October 16, 1977
50	Bruce Gossett at Green Bay .....	November 5, 1972
50	Tommy Davis vs. New Orleans .....	October 22, 1967
50	Tommy Davis vs. L.A. Rams .....	November 21, 1965

### Long Returns of Field Goal Attempt

92t	Bruce Taylor at New Orleans .....	December 13, 1970
-----	-----------------------------------	-------------------

## SAN FRANCISCO 1,000-YARD RUSHERS

Player	Year	Rushes	Yards	Avg.	TD
Joe Perry	1953	192	1,018	5.3	10
Joe Perry	1954	173	1,049	6.1	8
J.D. Smith	1959	207	1,036	5.0	10
Delvin Williams	1976	248	1,203	4.9	7
Wendell Tyler	1984	246	1,262	5.1	7
Roger Craig	1985	214	1,050	4.9	9
Roger Craig	1988	310	1,502	4.8	9
Roger Craig	1989	271	1,054	3.9	6
Ricky Watters	1992	206	1,013	4.9	9

## SAN FRANCISCO 3,000-YARD PASSERS

Player	Year	Att.	Comp.	Pct.	Yards	TD	Int.
John Brodie	1965	391	242	61.9	3,112	30	16
John Brodie	1968	404	234	57.9	3,020	22	21
Steve DeBerg	1979	578	347	60.0	3,652	17	21
Joe Montana	1981	488	311	63.7	3,565	19	12
Joe Montana	1983	515	332	64.5	3,910	26	12
Joe Montana	1984	432	279	64.6	3,630	28	10
Joe Montana	1985	494	303	61.3	3,653	27	13
Joe Montana	1987	398	266	66.8	3,054	31	13
Joe Montana	1989	386	271	70.2	3,521	26	8
Joe Montana	1990	520	321	61.7	3,944	26	16
Steve Young	1992	402	268	66.7	3,465	25	7

## SAN FRANCISCO 1,000-YARD RECEIVERS

Player	Year	No.	Yards	Avg.	Long	TD
R.C. Owens	1961	55	1,032	18.8	54	5
Dave Parks	1965	80	1,344	16.8	53t	12
Gene Washington	1970	53	1,100	20.8	79t	12
Dwight Clark	1981	85	1,105	13.0	78t	4
Roger Craig	1985	92	1,016	11.0	73	6
Jerry Rice	1986	86	1,570	18.3	66t	15
Jerry Rice	1987	65	1,078	16.6	57t	22
Jerry Rice	1988	64	1,306	20.4	96t	9
Jerry Rice	1989	82	1,483	18.1	68t	17
John Taylor	1989	60	1,077	18.0	95t	10
Jerry Rice	1990	100	1,502	15.0	64t	13
Jerry Rice	1991	80	1,206	15.1	73t	14
John Taylor	1991	64	1,011	15.8	97t	9
Jerry Rice	1992	84	1,201	14.3	80t	10

# Pro Bowl 49ers

## 1951 (Jan. 14)

Frank Albert, QB  
Visco Grgich, G  
Leo Nomellini, T  
Norm Standlee, FB  
John Strzykalski, HB

## 1952 (Jan. 12)

Jim Cason, HB  
Ray Collins, T  
Leo Nomellini, T  
\* Gordy Soltau, E

## 1953 (Jan. 10)

Ed Henke, E  
\* Bill Johnson, C  
Hugh McElhenny, HB  
Leo Nomellini, T  
Joe Perry, FB  
Gordy Soltau, E

## 1954 (Jan. 17)

\* Bill Johnson, C  
Hugh McElhenny, HB  
Art Milchalik, G  
\* Leo Nomellini, T  
\* Joe Perry, FB  
\* Gordy Soltau, E  
Y.A. Tittle, QB

## 1955 (Jan. 16)

\* Bruno Banducci, G  
Al Carapella, T  
Jim Cason, HB  
\* John Henry Johnson, HB  
\* Joe Perry, FB  
\* Y.A. Tittle, QB  
\*+ Billy Wilson, E

## 1956 (Jan. 15)

Dick Moegle, HB  
Bob Toneff, T  
\* Billy Wilson, E

## 1957 (Jan. 13)

\* Hugh McElhenny, HB  
Leo Nomellini, T  
\* Bob St. Clair, T  
\* Billy Wilson, E

## 1958 (Jan. 12)

Marv Matuszak, LB  
\*+ Hugh McElhenny, HB  
Leo Nomellini, T  
\* Y.A. Tittle, QB  
\* Billy Wilson, E

## 1959 (Jan. 11)

Hugh McElhenny, HB  
Jerry Mertens, HB  
Leo Nomellini, T  
\* Bob St. Clair, T  
\* Billy Wilson, E

## 1960 (Jan. 17)

Dave Baker, HB  
Leo Nomellini, T  
\* Bob St. Clair, T  
\* J.D. Smith, FB  
Billy Wilson, E  
Abe Woodson, DHB

## 1961 (Jan. 15)

\* Bruce Bosley, G  
Charlie Krueger, DT  
Leo Nomellini, T  
\* Bob St. Clair, T  
Abe Woodson, DHB

## 1962 (Jan. 14)

\* Ted Connolly, G  
\* Eddie Dove, DHB  
Leo Nomellini, T  
\* Bob St. Clair, T  
\* Abe Woodson, DHB

## 1963 (Jan. 13)

Tommy Davis, K  
Matt Hazeltine, LB  
\* J.D. Smith, FB  
\* Abe Woodson, DHB

## 1964 (Jan. 12)

Tommy Davis, K  
Abe Woodson, DHB

## 1965 (Jan. 10)

Matt Hazeltine, LB  
Charlie Krueger, DT  
Dave Parks, E

## 1966 (Jan. 16)

\* Bruce Bosley, C  
\* John Brodie, QB  
John David Crow, HB  
\* Dave Parks, E  
\* Walt Rock, T  
\* Ken Willard, FB

## 1967 (Jan. 22)

Bruce Bosley, C  
\* Howard Mudd, G  
\* Dave Parks, E  
Walt Rock, T  
John Thomas, T  
Dave Wilcox, LB  
Ken Willard, FB

## 1968 (Jan. 21)

Bruce Bosley, C  
Howard Mudd, G

## 1969 (Jan. 19)

\* Kermit Alexander, CB  
\* Clifton McNeil, E  
\* Howard Mudd, G  
\* Dave Wilcox, LB  
\* Ken Willard, FB

## 1970 (Jan. 18)

Elmer Collett, G  
Jimmy Johnson, CB  
Gene Washington, WR  
\* Dave Wilcox, LB  
Ken Willard, FB

- 1971 (Jan. 24)**  
 \* John Brodie, QB  
 \* Jimmy Johnson, CB  
 Len Rohde, T  
 \* Gene Washington, WR  
 Dave Wilcox, LB

- 1972 (Jan. 23)**  
 \* Forrest Blue, C  
 \* Cedrick Hardman, DE  
 \* Jimmy Johnson, CB  
 \* Ted Kwalick, TE  
 Bruce Taylor, CB  
 \* Gene Washington, WR  
 Vic Washington, RB  
 \* Dave Wilcox, LB

- 1973 (Jan. 21)**  
 \* Forrest Blue, C  
 \* Jimmy Johnson, CB  
 \* Ted Kwalick, TE  
 Woody Peoples, G  
 \* Gene Washington, WR  
 \* Dave Wilcox, LB

- 1974 (Jan. 20)**  
 \* Forrest Blue, C  
 \* Ted Kwalick, TE  
 Woody Peoples, G  
 \* Dave Wilcox, LB  
 Tom Wittum, P

- 1975 (Jan. 20)**  
 Forrest Blue, C  
 Jimmy Johnson, CB  
 Tom Wittum, P

- 1976 (Jan. 26)**  
 \* Cedrick Hardman, DE

- 1977 (Jan. 17)**  
 \* Cleveland Elam, DT  
 \* Tommy Hart, DE  
 Dave Washington, LB  
 Delvin Williams, RB

- 1978 (Jan. 23)**  
 \* Cleveland Elam, DT

- 1979 (Jan. 29)**  
 None

- 1980 (Jan. 27)**  
 None

- 1981 (Feb. 1)**  
 None

- 1982 (Jan. 31)**  
 Dwight Clark, WR  
 Randy Cross, G  
 Fred Dean, DE  
 Dwight Hicks, S  
 \* Ronnie Lott, CB  
 \* Joe Montana, QB

- 1983 (Feb. 6)**  
 \* Dwight Clark, WR  
 \* Randy Cross, G  
 Dwight Hicks, S  
 Ronnie Lott, CB

- 1984 (Jan. 29)**  
 Fred Dean, DE  
 Dwight Hicks, S  
 \* Ronnie Lott, CB  
 Joe Montana, QB  
 49ers' Coaching Staff

- 1985 (Jan. 27)**  
 \* Randy Cross, G  
 Keith Fahnhorst, T  
 \* Dwight Hicks, S  
 \* Ronnie Lott, CB  
 \* Joe Montana, QB  
 \* Fred Quillan, C  
 Keena Turner, LB  
 Wendell Tyler, RB  
 Carlton Williamson, S  
 Eric Wright, CB

- 1986 (Feb. 2)**  
 Michael Carter, NT  
 \* Roger Craig, FB  
 \*# Joe Montana, QB  
 Fred Quillan, C  
 \* Carlton, Williamson, S  
 \*# Eric Wright, CB

- 1987 (Feb. 1)**  
 \* Ronnie Lott, S  
 \* Jerry Rice, WR

- 1988 (Feb. 7)**  
 \* Michael Carter, NT  
 Roger Craig, RB  
 \* Ronnie Lott, S  
 \* Joe Montana, QB  
 \* Jerry Rice, WR

- 1989 (Jan. 29)**  
 Michael Carter, NT  
 \* Roger Craig, RB  
 Charles Haley, LB-DE  
 \* Ronnie Lott, S  
 \* Jerry Rice, WR  
 John Taylor, WR

- 1990 (Feb. 4)**  
 Roger Craig, RB  
 \* Ronnie Lott, S  
 Guy McIntyre, G  
 \* Joe Montana, QB  
 \* Jerry Rice, WR  
 John Taylor, WR

- 1991 (Feb. 3)**  
 \* Charles Haley, LB-DE  
 \* Ronnie Lott, S  
 Guy McIntyre, G  
 \*# Joe Montana, QB  
 \* Jerry Rice, WR

- 1992 (Feb. 2)**  
 Charles Haley, LB-DE  
 \* Guy McIntyre, G  
 \* Jerry Rice, WR

- 1993 (Feb. 7)**  
 \* Pierce Holt, DL  
 Brent Jones, TE  
 \* Guy McIntyre, G  
 \* Jerry Rice, WR  
 Steve Wallace, T  
 Ricky Watters, RB  
 \* Steve Young, QB

- + MVP  
 \* Starter  
 \*# Voted as starter but did not play

# All-Pro 49ers

1946 — Alyn Beals E, Bruno Banducci G, Frank Albert QB (2nd), Norm Standlee F (2nd)

1947 — Bruno Banducci G, Alyn Beals E (2nd), John Woudenberg T (2nd), John Strykalski H (2nd), Norm Standlee F (2nd)

1948 — Alyn Beals E, John Strykalski H, John Woudenberg T (2nd), Riley Matheson G (2nd), Frank Albert QB (2nd)

1949 — Alyn Beals E, Visco Grgich G, Joe Perry B, Frank Albert QB

1950 — None

1951 — Leo Nomellini T (AP)

1952 — \*1 Hugh McElhenny HB (AP, UPI), Leo Nomellini T (AP, UPI), Gordy Soltau E (AP, UPI)

1953 — Bruno Banducci G (UPI), Hugh McElhenny HB (AP, UPI), Leo Nomellini DT (AP, UPI), Joe Perry FB (AP, UPI)

1954 — Bruno Banducci G (AP, UPI), Leo Nomellini DT (AP, UPI), Joe Perry FB (AP, UPI)

1955 — Bob St. Clair T (UPI), Bob Toneff DT (AP), Billy Wilson E (UPI)

1956 — None

1957 — Marv Matuszak LB (AP, UPI), Leo Nomellini DT (AP, UPI), \*2 Y.A. Tittle QB (AP, UPI), Billy Wilson E (AP, UPI)

1958 — None

1959 — Leo Nomellini DT (AP, UPI), J.D. Smith HB (UPI), Abe Woodson CB (AP, UPI)

1960 — Abe Woodson CB (AP)

1961 — None

1962 — Abe Woodson CB (NEA)

1963 — Abe Woodson CB (NEA)

1964 — None

1965 — Dave Parks SE (AP, NEA, UPI)

1966 — Dave Parks SE (NEA), John Thomas G (AP, NEA)

1967 — Howard Mudd G (NEA), Dave Wilcox OLB (NEA)

1968 — Clifton McNeil WR (AP, NEA, UPI), Howard Mudd G (AP, NEA, UPI)

1969 — Jimmy Johnson CB (NEA, PF HOF)

1970 — \*3 John Brodie QB (AP, NEA, PFWA), Jimmy Johnson CB (AP, NEA, PFWA), Gene Washington WR (AP, NEA, PFWA), Dave Wilcox LB (NEA)

1971 — Forrest Blue C (AP, PFWA), Cedrick Hardman DE (PFWA 2nd), Jimmy Johnson CB (AP, NEA, PFWA), Ted Kwalick TE (PFWA 2nd), Gene Washington WR (PFWA 2nd), Dave Wilcox OLB (AP, NEA, PFWA)

1972 — Forrest Blue C (AP, PFWA & 2nd NEA), Jimmy Johnson CB (AP, NEA, PFWA), Ted Kwalick TE (AP, NEA & 2nd PFWA), Gene Washington (AP, PFWA & 2nd NEA), Dave Wilcox OLB (AP, NEA, PFWA)

1973 — Forrest Blue C (AP, PFWA), Dave Wilcox OLB (NEA, PFWA)

1974 — None

1975 — Cedrick Hardman DE (2nd NEA)

1976 — Tommy Hart DE (NEA, PFWA & 2nd AP)

1977 — Cleveland Elam DT (AP, NEA, PFWA)

1978 — None

1979 — None

1980 — None

1981 — Randy Cross G (NEA, PFWA & 2nd AP), \*4 Fred Dean DE (AP, PFWA & 2nd NEA), Dwight Hicks S (2nd AP, 2nd NEA), Ronnie Lott CB (AP, NEA, PFWA), \*5 Joe Montana QB (2nd AP, 2nd NEA)

1982 — \*6 Dwight Clark WR (AP, NEA, PFWA), Keena Turner LB (2nd NEA)  
1983 — Keith Fahnhorst T (NEA), Ronnie Lott CB (PFWA), Joe Montana QB (2nd NEA)

1984 — Randy Cross G (2nd AP & NEA), Keith Fahnhorst T (AP, NEA, PFWA), \*7 Joe Montana, QB (2nd AP), Eric Wright, CB (2nd AP)

1985 — Michael Carter NT (2nd AP), Roger Craig FB (2nd AP, UPI, NEA), Randy Cross G (NEA), Keith Fahnhorst (2nd NEA), Keena Turner LB (2nd NEA), Eric Wright CB (AP, NEA).

1986 — Michael Carter NT (2nd AP), Randy Cross G (2nd AP & NEA), Ronnie Lott S (AP, NEA, PFWA), \*8 Jerry Rice WR (AP, NEA, PFWA).

1987 — Michael Carter NT (AP, NEA, PFWA), Ronnie Lott S (AP, PFWA), Joe Montana QB (AP, PFWA), \*9 Jerry Rice WR (AP, NEA, PFWA).

1988 — Michael Carter NT (2nd AP), \*10 Roger Craig RB (AP, PFWA), Ronnie Lott S (2nd AP), \*11 Jerry Rice WR (AP, PFWA), \*12 John Taylor WR (PFWA).

1989 — Mike Cofer K (AP), Ronnie Lott S (AP, PFWA), \*13 Joe Montana QB (AP, PFWA), Jerry Rice WR (AP, PFWA), John Taylor (2nd AP - Kick Returner).

1990 — \*14 Charles Haley LB-DE (AP, NEA, PFWA), Ronnie Lott S (AP, NEA, PFWA), \*15 Joe Montana QB (AP, NEA), \*16 Jerry Rice WR (AP, NEA, PFWA)

1991 — None

1992 — Harris Barton T (AP, PFWA & 2ND NEA), Pierce Holt DE (2nd NEA, 2nd AP), Brent Jones TE (NEA), Guy McIntyre G (2nd AP), Jerry Rice WR (AP, NEA, PFWA), Steve Wallace T (PFWA, 2nd AP), \*17 Steve Young (AP, NEA, PFWA)

\*1 (1952) McElhenny was named UPI "Rookie-of-the-Year" and *Sport Magazine's* "Player-of-the-Year".

\*2 (1957) Tittle was named UPI's "Player-of-the-Year".

\*3 (1970) Brodie was consensus NFL "Player-of-the-Year" and consensus NFL "Offensive Player-of-the-Year."

\*4 (1981) Dean was named NFLPA's NFL "Defensive Lineman-of-the-Year".

\*5 (1981) Montana was named MVP of Super Bowl XVI.

\*6 (1982) Clark was named *Sports Illustrated's* NFL "Player-of-the-Year".

\*7 (1984) Montana was named MVP of Super Bowl XIX.

\*8 (1986) Rice was named *Sports Illustrated's* NFL "Player-of-the-Year". He was also named NFL "Offensive Player-of-the-Year."

\*9 (1987) Rice was consensus NFL "Player-of-the-Year" and consensus NFL "Offensive Player-of-the-Year."

\*10 (1988) Craig was named UPI NFC "Offensive Player-of-the-Year," AP's NFL "Offensive Player-of-the-Year," and *Sports Illustrated's* NFL "Player-of-the-Year."

\*11 (1988) Rice was named MVP of Super Bowl XXIII.

\*12 Taylor was named NFLPA's NFC "Special Teams Player-of-the-Year."

\*13 (1989) Montana was named MVP of Super Bowl XXIV, consensus NFL "Player-of-the-Year," and consensus NFL "Offensive Player-of-the-Year."

\*14 (1990) Haley was named UPI NFC "Defensive Player-of-the-Year."

\*15 (1990) Montana was named AP's NFL MVP, and Male Athlete-of-the-Year. He was also named "Sportsman-of-the-Year" by *Sports Illustrated*.

\*16 (1990) Rice was named *Sports Illustrated's* NFL "Player-of-the-Year."

\*17 (1992) Young was consensus NFL "Player-of-the-Year" and consensus NFL "Offensive Player-of-the-Year."

1946-1949 selections from the All-America Football Conference

## All-Time Assistant Coaches

ALBERT, Frank C., (Frankie) — 1955	McCULLLEY, Pete — 1978
ALSMAN, Ed — 1976-77	McKITTRICK, Bobb — 1979-Current
ATKINS, BILL — 1976-77	McPHERSON, Bill — 1979-Current
ATTAWAY, Jerry — 1983-Current	MEYER, Ken — 1968
BANASZEK, Cas — 1981	MILLER, Burnie — 1970
BEARD, Ed — 1974-78	MUDD, Howard — 1977
BENGSTON, Phil — 1951-58	MYERS, Jack — 1963
BOARD, Dwaine — 1990-Current	NOLAN, Dick — 1968-75
BROOKS, Rich — 1975	O'CONNOR, Fred — 1978
CARR, Jimmy — 1978	PERRY, Joe — 1968-69
CHRISTIANSEN, Jack — 1959-63	PETERS, Floyd — 1976-77
CLARK, Monte — 1976	RADAKOVICH, Dan — 1978
COLCHICO, Dan — 1967	RAYE, Jimmy — 1977
COSLET, Bruce — 1980	RHODES, Ray — 1981-91
DAVID, Jim — 1964-66	RUFFO, Al — 1946-47
DUNCAN, Mark — 1955-62	SCOVIL, Doug — 1970-75
ENRIGHT, Dick — 1976-77	SEIFERT, George — 1980-88
ERBAR, Lew — 1975	SHANAHAN, Mike — 1992
ERDELATZ, Eddie — 1948-49	SHAW, Bob — 1959
FISHER, Jeff — 1992-Current	SHAW, Lawrence T., (Buck) — 1946-54
FRANKLIN, Chet — 1971-74	SHERMAN, Ray — 1991-Current
GANSZ, Frank — 1978	SHOFNER, Jim — 1967-73 & 1977
GERHART, Doug — 1976-77	SOLARI, Mike — 1992-Current
GIDDINGS, Mike — 1968-73	SPAVITAL, Jim — 1976-77
GREEN, Dennis — 1979 & 1986-88	STANFEL, Dick — 1971-75
HACKETT, Paul — 1963-85	STECKEL, Les — 1978
HART, Tommy — 1983-91	STILES, Lynn — 1987-91
HECKER, Norb — 1979-86	STRADER, Norman P., (Red) — 1952
HEINRICH, Don — 1971-75	STUDLEY, Chuck — 1979-82
HICKEY, W., Howard (Red) — 1955-58	TAYLOR, Chuck — 1950
HOLLWAY, Bob — 1975	TITTLE, Y.A. — 1965-69
HOLMGREN, Mike — 1986-91	VERMEIL, Al — 1979-82
HOLOVAK, Mike — 1969	VETRANO, Joe — 1953-56
HUGHES, Ed — 1968-70	VONAPPEN, Fred — 1983-88
JACKSON, Carl — 1992-Current	VORIS, Dick — 1963-67
JACKSON, Milt — 1980-82	WALSH, Bill — 1979-88
JOHNSON, Bill — 1955-67	WHITE, Mike — 1978-79
LAVAN, Al — 1989-90	WILSON, Billy — 1961-62, 1964-67 & 1980
LAWSON, Jim — 1943-54	WIGGIN, Paul — 1968-74
LEGGETT, Earl — 1978	WRIGHT, Eric — 1991-Current
LEWIS, Sherman — 1983-1991	WYCHE, Sam — 1979-82
LOWRY, Alan — 1992-Current	ZEMAN, Bob — 1989-Current
MARSHALL, John — 1989-Current	ZWAHLEN, Ernie — 1968-70
MATTHEWS, Billy — 1979-82	

### BEST ROAD RECORDS SINCE NFL-AFL MERGER

(Regular Season, 1970-92)

	W	L	T	PCT.
1. SAN FRANCISCO .....	101	69	1	.594
2. L.A. Raiders .....	96	72	4	.570
3. Miami .....	98	74	1	.569
4. Washington .....	96	77	0	.555
5. Dallas .....	95	77	2	.552

# 49ERS' MONDAY NIGHT GAMES

Date	Opponent	Score	Winner
12-6-71	vs. Kansas City	26-17	Chiefs
12-4-72	vs. L.A. Rams	26-16	Rams
11-26-73	vs. Green Bay	20-6	49ers
10-14-74	at Detroit	17-13	Lions
11-4-74	vs. L.A. Rams	15-13	Rams
10-11-76	at L.A. Rams	16-0	49ers
11-29-76	vs. Minnesota	20-16	49ers
9-19-77	at Pittsburgh	27-0	Steelers
12-12-77	vs. Dallas	42-35	Cowboys
11-27-78	vs. Pittsburgh	24-7	Steelers
12-19-83	vs. Dallas	42-17	49ers
9-10-84	vs. Washington	37-31	49ers
10-8-84	at N.Y. Giants	31-10	49ers
11-11-85	at Denver	17-16	Broncos
11-25-85	vs. Seattle	19-6	49ers
12-9-85	vs. L.A. Rams	27-20	Rams
10-24-86	at Washington	14-6	Redskins
12-1-86	vs. N.Y. Giants	21-17	Giants
10-5-87	at N.Y. Giants	41-21	49ers
12-14-87	vs. Chicago	41-0	49ers
10-24-88	at Chicago	10-9	Bears
11-21-88	vs. Washington	37-21	49ers
11-6-89	vs. New Orleans	31-13	49ers
11-27-89	vs. N.Y. Giants	34-24	49ers
11-11-89	at L.A. Rams	30-27	49ers
9-10-90	at New Orleans	13-12	49ers
12-3-90	vs. N.Y. Giants	7-3	49ers
12-17-90	at L.A. Rams	26-10	49ers
9-2-91	at N.Y. Giants	16-14	Giants
11-25-91	at L.A. Rams	33-10	49ers
12-22-91	vs. Chicago	52-14	49ers
11-9-92	at Atlanta	41-3	49ers
12-28-92	vs. Detroit	24-6	49ers

Record: 20-13 (12-7 at home, 8-6 on the road)

## BEST RECORDS ON MONDAY NIGHT FOOTBALL

(1970-92, minimum 20 appearances)

	W	L	T	PCT.
1. L.A. Raiders .....	29	10	1	.738
2. Miami .....	27	17	0	.614
<b>3. SAN FRANCISCO .....</b>	<b>20</b>	<b>13</b>	<b>0</b>	<b>.606</b>
4. Cleveland .....	12	9	0	.571
5. Dallas .....	21	18	0	.538

# 1993 NATIONAL FOOTBALL LEAGUE SCHEDULE

(ALL TIMES LOCAL)

## SUNDAY, SEPTEMBER 5 (FIRST WEEKEND)

1. ATLANTA AT DETROIT.....	1:00
2. CINCINNATI AT CLEVELAND.....	1:00
3. DENVER AT NEW YORK JETS.....	1:00
4. KANSAS CITY AT TAMPA BAY.....	1:00
5. LOS ANGELES RAMS VS. GREEN BAY AT MILWAUKEE.....	12:00
6. MIAMI AT INDIANAPOLIS.....	12:00
7. MINNESOTA AT LOS ANGELES RAIDERS.....	1:00
8. NEW ENGLAND AT BUFFALO.....	1:00
9. NEW YORK GIANTS AT CHICAGO.....	3:00
10. PHOENIX AT PHILADELPHIA.....	1:00
11. SAN FRANCISCO AT PITTSBURGH.....	1:00
12. SEATTLE AT SAN DIEGO.....	1:00

## SUNDAY NIGHT, SEPTEMBER 5

13. HOUSTON AT NEW ORLEANS.....	7:00
---------------------------------	------

## MONDAY, SEPTEMBER 6

14. DALLAS AT WASHINGTON.....	9:00
-------------------------------	------

## SUNDAY, SEPTEMBER 12 (SECOND WEEKEND)

15. BUFFALO AT DALLAS.....	3:00
16. CHICAGO AT MINNESOTA.....	12:00
17. DETROIT AT NEW ENGLAND.....	1:00
18. INDIANAPOLIS AT CINCINNATI.....	1:00
19. KANSAS CITY AT HOUSTON.....	12:00
20. NEW ORLEANS AT ATLANTA.....	1:00
21. NEW YORK JETS AT MIAMI.....	4:00
22. PHILADELPHIA AT GREEN BAY.....	12:00
23. PHOENIX AT WASHINGTON.....	1:00
24. PITTSBURGH AT LOS ANGELES RAMS.....	1:00
25. SAN DIEGO AT DENVER.....	2:00
26. TAMPA BAY AT NEW YORK GIANTS.....	1:00

## SUNDAY NIGHT, SEPTEMBER 12

27. LOS ANGELES RAIDERS AT SEATTLE.....	5:00
---	------

## MONDAY, SEPTEMBER 13

28. SAN FRANCISCO AT CLEVELAND.....	9:00
-------------------------------------	------

## SUNDAY, SEPTEMBER 19 (THIRD WEEKEND)

(OPEN DATES: AFC EAST EXCEPT NEW ENGLAND, NFC CENTRAL EXCEPT DETROIT)	
29. ATLANTA AT SAN FRANCISCO.....	1:00
30. CINCINNATI AT PITTSBURGH.....	1:00
31. CLEVELAND AT LOS ANGELES RAIDERS.....	1:00
32. DETROIT AT NEW ORLEANS.....	12:00
33. HOUSTON AT SAN DIEGO.....	1:00
34. LOS ANGELES RAMS AT NEW YORK GIANTS.....	1:00
35. SEATTLE AT NEW ENGLAND.....	1:00
36. WASHINGTON AT PHILADELPHIA.....	1:00

## SUNDAY NIGHT, SEPTEMBER 19

37. DALLAS AT PHOENIX.....	5:00
----------------------------	------

## MONDAY, SEPTEMBER 20

38. DENVER AT KANSAS CITY.....	8:00
--------------------------------	------

## SUNDAY, SEPTEMBER 26 (FOURTH WEEKEND)

(OPEN DATES: AFC WEST EXCEPT SEATTLE,  
NFC EAST EXCEPT PHOENIX)

39. CLEVELAND AT INDIANAPOLIS.....	12:00
40. GREEN BAY AT MINNESOTA.....	12:00
41. LOS ANGELES RAMS AT HOUSTON.....	12:00
42. MIAMI AT BUFFALO.....	1:00
43. PHOENIX AT DETROIT.....	1:00
44. SAN FRANCISCO AT NEW ORLEANS.....	3:00
45. SEATTLE AT CINCINNATI.....	4:00
46. TAMPA BAY AT CHICAGO.....	12:00

## SUNDAY NIGHT, SEPTEMBER 26

47. NEW ENGLAND AT NEW YORK JETS.....	5:00
---------------------------------------	------

## MONDAY, SEPTEMBER 27

48. PITTSBURGH AT ATLANTA.....	9:00
--------------------------------	------

## SUNDAY, OCTOBER 3 (FIFTH WEEKEND)

(OPEN DATES: AFC CENTRAL, NEW ENGLAND,  
PHOENIX)

49. ATLANTA AT CHICAGO.....	12:00
50. DETROIT AT TAMPA BAY.....	1:00
51. GREEN BAY AT DALLAS.....	12:00
52. INDIANAPOLIS AT DENVER.....	2:00
53. LOS ANGELES RAIDERS AT KANSAS CITY.....	12:00
54. MINNESOTA AT SAN FRANCISCO.....	1:00
55. NEW ORLEANS AT LOS ANGELES RAMS.....	1:00
56. PHILADELPHIA AT NEW YORK JETS.....	4:00
57. SAN DIEGO AT SEATTLE.....	1:00

## SUNDAY NIGHT, OCTOBER 3

58. NEW YORK GIANTS AT BUFFALO.....	8:00
-------------------------------------	------

## MONDAY, OCTOBER 4

59. WASHINGTON AT MIAMI.....	9:00
------------------------------	------

## SUNDAY, OCTOBER 10 (SIXTH WEEKEND)

(OPEN DATES: NFC WEST, DETROIT, SEATTLE)

60. CHICAGO AT PHILADELPHIA.....	1:00
61. CINCINNATI AT KANSAS CITY.....	12:00
62. DALLAS AT INDIANAPOLIS.....	12:00
63. MIAMI AT CLEVELAND.....	1:00
64. NEW ENGLAND AT PHOENIX.....	1:00
65. NEW YORK GIANTS AT WASHINGTON.....	1:00
66. NEW YORK JETS AT LOS ANGELES RAIDERS.....	1:00
67. SAN DIEGO AT PITTSBURGH.....	1:00
68. TAMPA BAY AT MINNESOTA.....	12:00

## SUNDAY NIGHT, OCTOBER 10

69. DENVER AT GREEN BAY.....	6:30
------------------------------	------

## MONDAY, OCTOBER 11

70. HOUSTON AT BUFFALO.....	9:00
-----------------------------	------

## THURSDAY, OCTOBER 14 (SEVENTH WEEKEND)

(OPEN DATES: AFC EAST EXCEPT NEW ENGLAND,  
NFC CENTRAL EXCEPT DETROIT)

71. LOS ANGELES RAMS AT ATLANTA.....	7:30
--------------------------------------	------

**SUNDAY, OCTOBER 17**

72. CLEVELAND AT CINCINNATI.....	1:00
73. HOUSTON AT NEW ENGLAND.....	1:00
74. KANSAS CITY AT SAN DIEGO.....	1:00
75. NEW ORLEANS AT PITTSBURGH.....	1:00
76. PHILADELPHIA AT NEW YORK GIANTS.....	1:00
77. SAN FRANCISCO AT DALLAS.....	3:00
78. SEATTLE AT DETROIT.....	1:00
79. WASHINGTON AT PHOENIX.....	1:00

**MONDAY, OCTOBER 18**

80. LOS ANGELES RAIDERS AT DENVER.....	7:00
--	------

**SUNDAY, OCTOBER 24 (EIGHTH WEEKEND)**

(OPEN DATES: AFC WEST EXCEPT SEATTLE, NFC EAST EXCEPT PHOENIX)

81. ATLANTA AT NEW ORLEANS.....	12:00
82. BUFFALO AT NEW YORK JETS.....	1:00
83. CINCINNATI AT HOUSTON.....	12:00
84. DETROIT AT LOS ANGELES RAMS.....	1:00
85. GREEN BAY AT TAMPA BAY.....	1:00
86. NEW ENGLAND AT SEATTLE.....	1:00
87. PHOENIX AT SAN FRANCISCO.....	1:00
88. PITTSBURGH AT CLEVELAND.....	1:00

**SUNDAY NIGHT, OCTOBER 24**

89. INDIANAPOLIS AT MIAMI.....	7:30
--------------------------------	------

**MONDAY, OCTOBER 25**

90. MINNESOTA AT CHICAGO.....	8:00
-------------------------------	------

**SUNDAY, OCTOBER 31 (NINTH WEEKEND)**

(OPEN DATES: AFC CENTRAL)

91. CHICAGO AT GREEN BAY.....	12:00
92. DALLAS AT PHILADELPHIA.....	1:00
93. KANSAS CITY AT MIAMI.....	1:00
94. LOS ANGELES RAMS AT SAN FRANCISCO (CBS-TV).....	1:00
95. NEW ENGLAND AT INDIANAPOLIS.....	1:00
96. NEW ORLEANS AT PHOENIX.....	2:00
97. NEW YORK JETS AT NEW YORK GIANTS.....	1:00
98. SAN DIEGO AT LOS ANGELES RAIDERS.....	1:00
99. SEATTLE AT DENVER.....	2:00
100. TAMPA BAY AT ATLANTA.....	1:00

**SUNDAY NIGHT, OCTOBER 31**

101. DETROIT AT MINNESOTA.....	7:00
--------------------------------	------

**MONDAY, NOVEMBER 1**

102. WASHINGTON AT BUFFALO.....	9:00
---------------------------------	------

**SUNDAY, NOVEMBER 7 (TENTH WEEKEND)**

(OPEN DATES: NFC WEST)

103. BUFFALO AT NEW ENGLAND.....	1:00
104. DENVER AT CLEVELAND.....	1:00
105. LOS ANGELES RAIDERS AT CHICAGO.....	3:00
106. MIAMI AT NEW YORK JETS.....	4:00
107. NEW YORK GIANTS AT DALLAS.....	12:00
108. PHILADELPHIA AT PHOENIX.....	2:00
109. PITTSBURGH AT CINCINNATI.....	1:00
110. SAN DIEGO AT MINNESOTA.....	12:00
111. SEATTLE AT HOUSTON.....	12:00
112. TAMPA BAY AT DETROIT.....	1:00

**SUNDAY NIGHT, NOVEMBER 7**

113. INDIANAPOLIS AT WASHINGTON.....	8:00
--------------------------------------	------

**MONDAY, NOVEMBER 8**

114. GREEN BAY AT KANSAS CITY.....	8:00
------------------------------------	------

**SUNDAY, NOVEMBER 14 (ELEVENTH WEEKEND)**

(OPEN DATES: DETROIT, NEW ENGLAND)

115. ATLANTA AT LOS ANGELES RAMS.....	1:00
116. CLEVELAND AT SEATTLE.....	1:00
117. GREEN BAY AT NEW ORLEANS.....	12:00
118. HOUSTON AT CINCINNATI.....	1:00
119. KANSAS CITY AT LOS ANGELES RAIDERS.....	1:00
120. MIAMI AT PHILADELPHIA.....	1:00
121. MINNESOTA AT DENVER.....	2:00
122. NEW YORK JETS AT INDIANAPOLIS.....	4:00
123. PHOENIX AT DALLAS.....	12:00
124. SAN FRANCISCO AT TAMPA BAY.....	1:00
125. WASHINGTON AT NEW YORK GIANTS.....	1:00

**SUNDAY NIGHT, NOVEMBER 14**

126. CHICAGO AT SAN DIEGO.....	5:00
--------------------------------	------

**MONDAY, NOVEMBER 15**

127. BUFFALO AT PITTSBURGH.....	9:00
---------------------------------	------

**SUNDAY, NOVEMBER 21 (TWELFTH WEEKEND)**

(OPEN DATES: PHOENIX, SEATTLE)

128. CHICAGO AT KANSAS CITY.....	12:00
129. CINCINNATI AT NEW YORK JETS.....	1:00
130. DALLAS AT ATLANTA.....	1:00
131. DETROIT VS. GREEN BAY AT MILWAUKEE.....	12:00
132. HOUSTON AT CLEVELAND.....	1:00
133. INDIANAPOLIS AT BUFFALO.....	1:00
134. LOS ANGELES RAIDERS AT SAN DIEGO.....	1:00
135. NEW ENGLAND AT MIAMI.....	1:00
136. NEW YORK GIANTS AT PHILADELPHIA.....	4:00
137. PITTSBURGH AT DENVER.....	2:00
138. WASHINGTON AT LOS ANGELES RAMS.....	1:00

**SUNDAY NIGHT, NOVEMBER 21**

139. MINNESOTA AT TAMPA BAY.....	8:00
----------------------------------	------

**MONDAY, NOVEMBER 22**

140. NEW ORLEANS AT SAN FRANCISCO.....	6:00
--	------

**THURSDAY, NOVEMBER 25 (THIRTEENTH WEEKEND)**

141. CHICAGO AT DETROIT.....	12:30
142. MIAMI AT DALLAS.....	3:00

**SUNDAY, NOVEMBER 28**

143. BUFFALO AT KANSAS CITY.....	3:00
144. CLEVELAND AT ATLANTA.....	1:00
145. DENVER AT SEATTLE.....	1:00
146. LOS ANGELES RAIDERS AT CINCINNATI.....	1:00
147. NEW ORLEANS AT MINNESOTA.....	12:00
148. NEW YORK JETS AT NEW ENGLAND.....	1:00
149. PHILADELPHIA AT WASHINGTON.....	1:00
150. PHOENIX AT NEW YORK GIANTS.....	4:00
151. SAN FRANCISCO AT LOS ANGELES RAMS.....	1:00
152. TAMPA BAY AT GREEN BAY.....	12:00

**SUNDAY NIGHT, NOVEMBER 28**

153. PITTSBURGH AT HOUSTON.....	7:00
---------------------------------	------

**MONDAY, NOVEMBER 29**

154. SAN DIEGO AT INDIANAPOLIS.....	9:00
-------------------------------------	------

**SUNDAY, DECEMBER 5 (FOURTEENTH WEEKEND)**

155. ATLANTA AT HOUSTON.....	12:00
156. DENVER AT SAN DIEGO.....	1:00
157. GREEN BAY AT CHICAGO.....	12:00
158. INDIANAPOLIS AT NEW YORK JETS.....	1:00

159. KANSAS CITY AT SEATTLE.....	1:00
160. LOS ANGELES RAIDERS AT BUFFALO.....	1:00
161. LOS ANGELES RAMS AT PHOENIX.....	2:00
162. MINNESOTA AT DETROIT.....	1:00
163. NEW ENGLAND AT PITTSBURGH.....	1:00
164. NEW ORLEANS AT CLEVELAND.....	1:00
165. NEW YORK GIANTS AT MIAMI.....	4:00
166. WASHINGTON AT TAMPA BAY.....	1:00

**SUNDAY NIGHT, DECEMBER 5**

167. CINCINNATI AT SAN FRANCISCO.....	5:00
---------------------------------------	------

**MONDAY, DECEMBER 6**

168. PHILADELPHIA AT DALLAS.....	8:00
----------------------------------	------

**SATURDAY, DECEMBER 11 (FIFTEENTH WEEKEND)**

169. NEW YORK JETS AT WASHINGTON.....	12:30
170. SAN FRANCISCO AT ATLANTA.....	4:00

**SUNDAY, DECEMBER 12**

171. BUFFALO AT PHILADELPHIA.....	1:00
172. CHICAGO AT TAMPA BAY.....	1:00
173. CINCINNATI AT NEW ENGLAND.....	1:00
174. CLEVELAND AT HOUSTON.....	12:00
175. DALLAS AT MINNESOTA.....	3:00
176. DETROIT AT PHOENIX.....	2:00
177. INDIANAPOLIS AT NEW YORK GIANTS.....	1:00
178. KANSAS CITY AT DENVER.....	2:00
179. LOS ANGELES RAMS AT NEW ORLEANS.....	12:00
180. SEATTLE AT LOS ANGELES RAIDERS.....	1:00

**SUNDAY NIGHT, DECEMBER 12**

181. GREEN BAY AT SAN DIEGO.....	5:00
----------------------------------	------

**MONDAY, DECEMBER 13**

182. PITTSBURGH AT MIAMI.....	9:00
-------------------------------	------

**SATURDAY, DECEMBER 18 (SIXTEENTH WEEKEND)**

183. DALLAS AT NEW YORK JETS.....	4:00
184. DENVER AT CHICAGO.....	11:30

**SUNDAY, DECEMBER 19**

185. ATLANTA AT WASHINGTON.....	1:00
186. BUFFALO AT MIAMI.....	1:00
187. HOUSTON AT PITTSBURGH.....	1:00
188. LOS ANGELES RAMS AT CINCINNATI.....	1:00
189. MINNESOTA VS. GREEN BAY AT MILWAUKEE.....	12:00
190. NEW ENGLAND AT CLEVELAND.....	1:00
191. PHOENIX AT SEATTLE.....	1:00

192. SAN DIEGO AT KANSAS CITY.....	3:00
193. SAN FRANCISCO AT DETROIT.....	4:00
194. TAMPA BAY AT LOS ANGELES RAIDERS.....	1:00

**SUNDAY NIGHT, DECEMBER 19**

195. PHILADELPHIA AT INDIANAPOLIS.....	8:00
--	------

**MONDAY, DECEMBER 20**

196. NEW YORK GIANTS AT NEW ORLEANS.....	8:00
--	------

**SATURDAY, DECEMBER 25 (SEVENTEENTH WEEKEND)**

197. HOUSTON AT SAN FRANCISCO.....	2:30
------------------------------------	------

**SUNDAY, DECEMBER 26**

198. ATLANTA AT CINCINNATI.....	1:00
199. CLEVELAND AT LOS ANGELES RAMS.....	1:00
200. DETROIT AT CHICAGO.....	12:00
201. INDIANAPOLIS AT NEW ENGLAND.....	1:00
202. LOS ANGELES RAIDERS AT GREEN BAY.....	12:00
203. NEW ORLEANS AT PHILADELPHIA.....	1:00
204. NEW YORK GIANTS AT PHOENIX.....	2:00
205. NEW YORK JETS AT BUFFALO.....	1:00
206. PITTSBURGH AT SEATTLE.....	1:00
207. TAMPA BAY AT DENVER.....	2:00
208. WASHINGTON AT DALLAS.....	3:00

**SUNDAY NIGHT, DECEMBER 26**

209. KANSAS CITY AT MINNESOTA.....	7:00
------------------------------------	------

**MONDAY, DECEMBER 27**

210. MIAMI AT SAN DIEGO.....	6:00
------------------------------	------

**FRIDAY, DECEMBER 31 (EIGHTEENTH WEEKEND)**

211. MINNESOTA AT WASHINGTON.....	3:00
-----------------------------------	------

**SUNDAY, JANUARY 2**

212. BUFFALO AT INDIANAPOLIS.....	1:00
213. CHICAGO AT LOS ANGELES RAMS.....	1:00
214. CINCINNATI AT NEW ORLEANS.....	3:00
215. CLEVELAND AT PITTSBURGH.....	1:00
216. DALLAS AT NEW YORK GIANTS.....	1:00
217. DENVER AT LOS ANGELES RAIDERS.....	1:00
218. GREEN BAY AT DETROIT.....	1:00
219. MIAMI AT NEW ENGLAND.....	1:00
220. PHOENIX AT ATLANTA.....	1:00
221. SAN DIEGO AT TAMPA BAY.....	4:00
222. SEATTLE AT KANSAS CITY.....	12:00

**SUNDAY NIGHT, JANUARY 2**

223. NEW YORK JETS AT HOUSTON.....	7:00
------------------------------------	------

**MONDAY, JANUARY 3**

224. PHILADELPHIA AT SAN FRANCISCO.....	6:00
---	------

**POSTSEASON**

Saturday, Jan. 8	AFC and NFC Wild Card Playoffs (ABC)
Sunday, Jan. 9	AFC and NFC Wild Card Playoffs (NBC and CBS)
Saturday, Jan. 15	AFC and NFC Divisional Playoffs (NBC and CBS)
Sunday, Jan. 16	AFC and NFC Divisional Playoffs (NBC and CBS)
Sunday, Jan. 23	AFC and NFC Conference Championships (NBC and CBS)
Sunday, Jan. 30	Super Bowl XXVIII at Georgia Dome, Atlanta, GA (NBC)
Sunday, Feb. 6	AFC-NFC Pro Bowl at Honolulu, Hawaii (ESPN)


CERTIFIED AUTHENTIC



# NFL KIDS

FOR KIDS WORLDWIDE

ESTABLISHED  
1988



# JCPenney



SIMPLY FOR  
**SPORTS**



**STARTER**

JCPenney

1993 San Francisco 49ers