

1 9 9 4 M E D I A G U I D E

1994 SAN FRANCISCO 49ERS



SAN FRANCISCO 49ERS



49ers Schedule

1994 SAN FRANCISCO 49ERS SCHEDULE PRESEASON

Day	Date	Opponent	Time (Pacific)
Friday	August 5	at Arizona (KPIX)	6:30 PM
Friday	August 12	Denver (FOX)	5 PM
Thursday	August 18	at San Diego (TNT)	5 PM
Friday	August 26	Seattle (KPIX)	6 PM

REGULAR SEASON

Day	Date	Opponent	Time (Pacific)
Monday	September 5	L.A. Raiders (ABC)	6 PM
Sunday	September 11	at Kansas City	12 PM (10 AM)
Sunday	September 18	at L.A. Rams	1 PM
Sunday	September 25	New Orleans	1 PM
Sunday	October 2	Philadelphia	1 PM
Sunday	October 9	at Detroit	1 PM (10 AM)
Sunday	October 16	at Atlanta	1 PM (10 AM)
Sunday	October 23	Tampa Bay	1 PM
Sunday	October 30	BYE (Open Date)	—
Sunday	November 6	at Washington	1 PM (10 AM)
Sunday	November 13	Dallas	1 PM
Sunday	November 20	L.A. Rams (ESPN)	5 PM
Monday	November 28	at New Orleans (ABC)	8 PM (6 PM)
Sunday	December 4	Atlanta	1 PM
Sunday	December 11	at San Diego	1 PM
Saturday	December 17	Denver (NBC)	1 PM
Monday	December 26	at Minnesota (ABC)	8 PM (6 PM)

SAN FRANCISCO 49ERS

OFFICE ADDRESS:

4949 Centennial Blvd.
Santa Clara, CA 95054
(408) 562-4949

TICKET/SUITES OFFICES:

Candlestick Park
San Francisco, CA 94124
(415) 468-2249 (Tickets)
(415) 467-8400 (Suites)

TRAINING CAMP:

Sierra College
5000 Rocklin Road
Rocklin, CA 94677
(916) 624-8241
(916) 624-3333 (campus switchboard)

Rookies report to training
camp July 20, veterans, July
23. Training camp concludes
August 17.

Composition and LayoutKelley Schwertfager
PrintingThe Herald Printing Co., New Washington, OH
Computer AssistanceTroy Campagna, Friendly Software, San Carlos, CA

ON THE COVER: Seven-time Pro Bowl receiver Jerry Rice is depicted in "Flash 80" an original art work by Terry Smith of Terry Smith Creations, Inc., Santa Clara, CA.



More publications available at:

www.retroseasons.com/library/



CONTENTS

FRONT OFFICE/COACHING STAFF

Staff Directory	2-3
DeBartolo Sports Centre	4
Edward J. DeBartolo Jr.	5-6
Carmen A. Policy	7
Administration	8-10
49ers Foundation	11
Coach George Seifert	12-14
Coaching Staff	15-22
Support Staff	23-24
Scouting Staff	25-27
Administrative Staff	28-32

PLAYER PROFILES

Veterans	33-118
Drafted Rookies	119-127
Veteran Free Agents	128-132
Rookie Free Agents	133-134
Numerical Roster	135-136
Pronunciation Guide	136
Alphabetical Roster	137-138

1993 IN REVIEW

Statistics	139-164
Postseason Statistics	140-141
Individual Honors	142-143
Game Summaries	144-145
	146-164

49ERS HISTORY

Team vs. Team Results	165-218
Yearly Results	166-170
Coaching Records	171-182
Playoff History	182
Historical Highlights	183
All-Time Roster	184-191
Retired Jerseys	192-197
Draft History	197
All-Time Coaches	198-209
Pro Bowl 49ers	210-211
All-Pro 49ers	212-213
Stadium Attendance	214-215
	216-218

THE RECORD BOOK

Individual Records	219-266
Team Records	220-227
Opponents Records	228-240
49ers Career Leaders	241
49ers Yearly Leaders	242-244
Postseason Records	245-253
49ers NFL Leaders	254-259
49ers Big Days/Long Plays	260
The Last Time	261-264
League Award Winners (49ers)	265
NFL Schedule	266
National TV Games	267-269
1994 Rules Changes	270
1994 NFL Important Dates	271
	272

CREDITS

Editor	Ron Juanso,
	Publications Coordinator
Editorial Assistance	Dave Rahn,
	Rodney Knox, Darla Maeda
Photography	Michael Zagaris, Bill Fox

INDEX

A	
Addresses	IFC
All-Pro 49ers	214-215
Attendance	216-218
B	
Big Days	261-262
C	
Coaching Records	182
Coaching Staff	12-24
Coaching Staff (all-time)	210-211
D	
DeBartolo Sports Centre	4
Directory	2-3
Draft History	198-209
E	
Eshmont Award	145
F	
49ers Foundation	11
Front Office Personnel/Ownership	5-10, 25-32
G	
Game Summaries (1993)	146-164
H	
Hall of Fame 49ers	23
Historical Highlights	184-191
Honors (1993)	144-145
L	
Last Time	265
League Leaders (49ers)	260
Longest Plays	262-264
League Award Winners (49ers)	266
P	
Player Profiles	33-138
Playoff History	183
Pro Bowl 49ers	212-213
R	
Records:	
Individual	220-227
Team	228-240
Postseason	254-259
Opponents	241
Career Leaders	242-244
Yearly Leaders	245-253
Results (all-time)	171-182
Retired Jerseys	197
Rosters:	
All-Time 49ers	192-197
1994	135-138
S	
Schedules:	
1994 49ers	IFC
1994 NFL Schedule/Information	267-272
Series Results	166-170
Stadium Information	216
Statistics:	
1993 Season	140-141
1993 Postseason	142-143
T	
Training Camp Information	IFC



Directory

SAN FRANCISCO 49ERS DIRECTORY

OWNERSHIP

Edward J. DeBartolo Jr.	Owner
Franklin Mieuli	Limited Partner
Morabito Trusts	Limited Partner

MANAGEMENT

Carmen Policy	President
John McVay	Vice President-Football Administration
Keith Simon	Vice President-Business Operations & Chief Financial Officer

ADMINISTRATION

Laurie Albrecht	Director of Marketing/Promotions
Lynn Carrozzi	Ticket Manager
Dwight Clark	Coordinator of Football Operations & Player Personnel
Lisa DeBartolo	Director of 49ers Foundation
Murlan "Mo" Fowell	Director of Stadium Operations
Melrene Frear	Controller
Rodney Knox	Director of Public & Community Relations
R.C. Owens	Executive Assistant/Alumni Coordinator
Allan Webb	Director of Pro Personnel

COACHING STAFF

George Seifert	Head Coach
Jerry Attaway	Physical Development Coordinator
Michael Barnes	Assistant Strength & Conditioning Coach
Dwayne Board	Defensive Line
Neal Dahlen	Coaching Administrator & Financial Liaison
Tom Holmoe	Defensive Backs
Carl Jackson	Running Backs
Larry Kirksey	Receivers
Gary Kubiak	Quarterbacks
Alan Lowry	Special Teams
John Marshall	Linebackers
Bobb McKittrick	Offensive Line
Bill McPherson	Assistant Head Coach
Brian Pariani	Offensive Coaches Assistant
Ray Rhodes	Defensive Coordinator
Mike Shanahan	Offensive Coordinator
Mike Solari	Tight Ends/Assistant Offensive Line

SCOUTING

Vinny Cerrato	Director of College Scouting
Bo Pellini	Scouting Assistant
Jim Abrams	East Region Scout
John Brunner	East and Midwest Region Scout
Mike Faulkner	West Region Scout
Jim Gruden	South Region Scout
Billy Wilson	West Region Scout

Directory



MEDICAL STAFF

Lindsay McLean	Trainer
Ray Tufts	Assistant Trainer
Scottie Patton	Training Assistant
Michael Dillingham, M.D.	Physician
James B. Klint, M.D.	Physician
Robert Bonahoom, D.D.S.	Dentist

SUPPORT STAFF

Dominic Corsell	Business Office
Harry Edwards, Ph D.	Special Consultant
Jason Fery	Equipment Assistant
Bill Fox	Gameday Photographer
Richard Genoff	Sports Turf Manager/Head Groundskeeper
Bronco Hinek	Equipment Manager
Ron Juano	Publications Coordinator
Anthony Lozano	Facilities Manager
Darla Maeda	Public & Community Relations Assistant
Jim Mercurio	Assistant Director of Stadium Operations
Michael Olmstead	Entertainment Coordinator
John Ottoboni	Legal Counsel
Dave Rahn	Assistant Director of Public Relations
Rick Sandoval	Security Manager
Donn Sinn	Historian
Maggie Valencia	Marketing/Promotions Assistant
Ted Walsh	Assistant Equipment Manager
Jim Wyatt	Stadium Operations Coordinator
Robert Yanagi	Video Operations Director
Michael Zagaris	Team Photographer

OFFICE STAFF

Donna Barnes	Ticket Office/Stadium Operations
Vance Bigham	Security
Gary Burcham	Maintenance Assistant/Stadium Operations
Thu Cao	Business Office/Insurance
Angela Christiansen	Pro Personnel
Suzette Cox	Assistant Coaches
Faye Donovan	President's Office
Berit Einsiedl	Receptionist/Fan Mail
Sandy Fontana	Business Operations (Simon)
Jules Gitelman	Stadium Operations
Aaron Guglielmelli	Security
Pat Hatch	Accounts Payable/Gameday Payroll
Nikki Hawkins	Business Office
Hilary Heuermann	Computers/Football Administration (McVay)
Carole Larson	Merchandising
Barbi Leach	College Scouting
Nancy Lew	Business Office
Carri Parham	Receptionist/Highlight Tapes
Ben Parks Jr.	Security
Martha Robinson	Head Coach's Office
Raul Sandoval	Housekeeping
Tony Silveira	Housekeeping
Karen Spaur	Payroll
Gail Tobriner	Ticket Office
Jimmy Vaughn	Security
Cindy Walters	Public Relations

MARIE P. DEBARTOLO SPORTS CENTRE

In loving memory of his mother, Marie P. DeBartolo, San Francisco 49ers' Owner-President Edward J. DeBartolo, Jr., dedicated the team's training facility and office complex in August, 1988.

Situated on an 11-acre site in Santa Clara, CA (approximately 40 miles south of Candlestick Park), the complex provides players, coaches, and staff members with all the necessary components for daily practices, weekly game preparations, and general overall operations in one functional, state-of-the-art setting.

From its master blueprint to the smallest of details, the new facility exemplifies DeBartolo's strive for perfection, and his drive for superiority. It also reflects his dedication to the organization and his first-class standard for operating procedures.

Two natural grass practice fields, with underground drainage and watering systems, allow for workouts in all Northern California weather conditions. Additionally, a full-size Omniturf (artificial turf) field features an innovative fiber-and-sand surface design which minimizes player injury.

A two-story, 52,000 square-foot building (more than three times the space the 49ers' had in Redwood City) houses all offices and facilities (except the ticket and luxury suite operations, which remain at Candlestick Park). Located upstairs at the facility are offices for: coaches, administration, video operations, business operations, public relations, pro scouting, college scouting, and marketing/promotions.

The ground floor contains a spacious dressing room area with 60 permanent lockers, and allocations for extra (portable) lockers to be used during mini-camps when squad sizes are larger.

Off the locker room is a "players only" lounge for relaxing between meetings or practices. And, in an adjacent building are two racquetball courts for players, coaches, and staff recreation. The coaches and front office staff also have separate locker rooms.

A well-equipped weight room and training area downstairs accommodates both preventative and rehabilitative conditioning. A 30-foot by 40-foot hydrotherapy indoor swimming pool is also available.

Also located downstairs are numerous meeting rooms—each featuring a video cassette projector (allowing players and coaches the opportunity to analyze previous games and that day's practice sessions or to preview an upcoming opponent).

Media facilities include a sizable workroom, alongside a large (120-seat) auditorium and conference room (wired for live television broadcasts from the site), making the set-up ideally suited for weekly press conference coverage and daily reporting duties. Located just outside the media workroom is a picnic area which can be used for press luncheons.

Edward J. DeBartolo Jr. — OWNER

Edward J. DeBartolo Jr., enters his 18th season as owner of the San Francisco 49ers in 1994. During this period, DeBartolo has merited considerable stature and esteem in the sports community for his successful management of the franchise.

Upon his purchase of the club in 1977, DeBartolo began a process to upgrade the organization's front office administration and on-field talent. DeBartolo's vision was to create a winning franchise that operated with class and dignity. Of equal importance, however, was creating an atmosphere conducive to developing a strong sense of kinship within the operation.

With this formula, DeBartolo began his stewardship of the 49ers. However, the initial seasons were difficult to endure. The team closed out the 1970s by finishing with consecutive 2-14 records (1978-79).

Unwavering in his commitment, DeBartolo began to reap dividends for his efforts during the '80s. DeBartolo's decisiveness and guidance were reflected by changes within the organization that elevated a struggling franchise into a perennial playoff contender.

Since buying the 49ers in 1977, DeBartolo's team has won 10 division titles, four conference trophies, and four world championships. The Niners captured NFC West crowns in 1981, 1983, 1984, 1986, 1987, 1988, 1989, 1990, 1992, and 1993; made NFC Championship Game appearances in 1981, 1983, 1984, 1988, 1989, 1990, 1992 and 1993; and claimed world championships in 1981 (Super Bowl XVI), 1984 (Super Bowl XIX), 1988 (Super Bowl XXIII), and 1989 (Super Bowl XXIV). During the past 13 seasons (1981-1993), San Francisco has won 162 games (counting postseason)—an average of 12 victories per year—has reached the playoffs 11 times (including eight consecutive seasons from 1983-90), and is the only NFL team to produce a winning record in each of the past 11 seasons (1983-93).

DeBartolo, regarded as one of the nation's top sports executives, was honored by *Football News* as the 1989 NFL Man-of-the-Year. A former member of the League's realignment/expansion committee and a current member of its expansion committee, DeBartolo is an influential force in the League's hierarchy.

With the 49ers, his primary function is to provide administrative leadership, financial guidance, and emotional support, which Eddie (as he is known to friends and family) has done since he purchased 90 percent of the franchise from the Morabito family in 1977.

In addition to being owner and chief executive officer of the 49ers, DeBartolo





DeBartolo-(continued)

is also president/CEO of The Edward J. DeBartolo Corporation (EJDC) and chairman of the Board for DeBartolo Realty Corporation (DRC), a real estate investment trust traded publicly on the New York Stock Exchange. With over 36 years experience in the shopping center industry, ranging from project development to asset management, DeBartolo has overseen management/executive operations on a national basis since 1979. After attending the University of Notre Dame, he began his career with EJDC in 1968 in the executive training program.

DRC, which completed its initial public offering in April 1994, has holdings including 51 regional and super-regional malls as well as 11 community centers in 16 states. Through its property manager, DeBartolo Properties Management, Inc., the company has over 59 million square feet of retail space under management.

DeBartolo's responsibilities with EJDC include directing all of the firm's diversified holdings. He is also a member of the Board of Directors for Ralphs Supermarkets, Inc., of which The Edward J. DeBartolo Corporation is a majority common shareholder.

Throughout his life, DeBartolo has actively participated in and supported charitable institutions. He has given generously of his time and influence to St. Jude Children's Research Hospital, the Heart Fund, Cancer Crusade and the United Way. He received the 1982 Salvation Army Citation of Merit in recognition of these humanitarian efforts. The award is the organization's highest honor which has been previously presented to such luminaries as President Dwight D. Eisenhower, Cecil B. DeMille, Helen Hayes and William Randolph Hearst. At 35, DeBartolo was the youngest honoree to receive the award.

In 1985, he was honored by the Boys' Town of Italy as "Man of the Year" for his support of the organization, which aids homeless and needy children. During that same year, DeBartolo was also named the recipient of the prestigious Warner Award, the highest national individual honor given by the Pop Warner (youth) Football Association.

DeBartolo served as national chairman for the 19th Annual Victor Awards (1985) which is sponsored by the Sportsmen's Club for the City of Hope. He was also the 1986 national banquet chairman for the City of Hope's "Spirit of Life Award."

In recognition of his business accomplishments, DeBartolo was appointed to the Advisory Council for the College of Business Administration at the University of Notre Dame in 1988. He was also elected to the Board of Directors for the Cleveland Clinic Foundation in 1991 and is on the Advisory Council for the National Association of People with Aids.

Born and raised in Youngstown, Ohio, Edward J. DeBartolo Jr., has actively supported the city's organizations. He has served as director of the Youngstown Youth Center and as a member of the Youngstown State University Board of Trustees. Married to the former Cynthia Papalia, his childhood sweetheart, DeBartolo has three daughters: Lisa Marie, Tiffanie Lynne, and Nicole Anne.

Carmen A. Policy – PRESIDENT

Carmen A. Policy begins his fourth year as club president, and 12th season with the 49ers in 1994.

As chief executive officer, Policy supervises the 49ers' front office and League relations, while coordinating all of the club's activities in association with **John McVay**, vice president for football administration, **Keith Simon**, vice president for business operations and chief financial officer and the team's 10 department heads.

Policy's tireless, energetic work ethic sets the standard for the entire organization. His ability to understand and act upon comprehensive situations continues to impress his colleagues and counterparts. Policy has received high praise from peers within the League for his command of the myriad of challenges that cross his desk daily.

He has cultivated close associations with members of the NFL hierarchy who respect and appreciate Carmen's creative input on many of the tough issues that the League must address.

He has recently been named to serve as a member of the NFL Finance Committee and the newly formed NFL International Committee. The Finance Committee is one of the League's hardest working units and the International Committee will be launching the European League which will be ready for play in the spring of 1995. He also serves on the newly formed Player-Club Operations Committee, which is designed to resolve differences between the Players' Association and the League Management Council.

In his initial decade with the 49ers, Policy ascended from vice president and general counsel (1983-88), to executive vice president and general counsel (1989-90), to club president (1991-current).

Many feel that his '91 promotion was a fitting tribute from team owner **Edward J. DeBartolo Jr.**, for Policy's years of hard work.

Policy, who admittedly enjoys working closely with DeBartolo in all areas of organizational responsibility, has overseen all legal and business considerations relating to the 49ers' day-to-day operations since '89, and has been even more involved since 1991.

Often recognized for his involvement with social causes, he somehow finds the time and energy to lead the team's participation with local civic programs, area humanitarian ventures, and other community projects. He also serves on the board of directors of the San Francisco Convention & Visitors Bureau.

Serving on the board of directors for the 49ers Foundation, Policy has provided guidance and support to this not-for-profit entity of the team's community outreach projects.

One of the 49ers' 1991 regional United Way spokesmen, Policy is a native of Youngstown, OH. He was personal attorney for Eddie DeBartolo for many years prior to joining the 49ers' staff in '83.

A product of Youngstown Ursuline High, he graduated from Youngstown State University in 1963, and received his Juris Doctorate Degree in 1966 from Georgetown University Law Center.

Prior to leaving his partnership in the Youngstown law firm of Flask, Policy, Weimer, and White in 1991, he was listed in all four existing editions of the highly respected publication *The Best Lawyers in America* — including the most recent 1991-92 edition. Inclusion is a significant honor since it's based on peer evaluations.

He has five children: James (an orthopedic resident in the Bay Area), Daniel (a Notre Dame graduate who attends law school at Hastings), Edward (a Notre Dame graduate who also attends law school at Stanford), Kerry (a senior at Miami University in Oxford, OH), and Kathy (a sophomore at the University of Notre Dame).

Among his recreational interest, Policy is an avid jogger, chalking up about 25 miles per week.

He is married to the former Gail Marie Moretti. They make their home in Palo Alto, CA.





Keith A. Simon - VICE PRESIDENT- BUSINESS OPERATIONS & CHIEF FINANCIAL OFFICER



Keith A. Simon is in his 16th season with the 49ers, and his sixth as vice president for business operations and chief financial officer.

He is responsible for all non-football business and provides financial guidance and support for all of the team's football-related activities.

He supervises all of the Niners' away-from-the-field departments, including: ticket sales/operations, public relations, community relations, luxury suite sales/operations, stadium operations, marketing, and promotions.

Simon, who joined the Niners' front office staff in '79, oversees the team's travel and lodging needs for both road and home games, and serves as liaison between the team's Santa Clara (CA) office and the

DeBartolo Corporation headquarters in Youngstown, OH.

He reports directly to president Carmen Policy on all matters involving accounting and is involved in overall company finance and negotiations for the 49ers.

Prior to his '89 promotion to vice president for business operations and chief financial officer, he had served as the 49ers' business manager since 1979.

Simon's association with the DeBartolo Corporation dates back to '75, when he was hired as an accountant at the DeBartolo-owned Thistledown Racetrack in Cleveland, OH. He became the track's general manager in 1976.

Prior to that, Simon was chief accountant for the firm of Litton Industries in their Datalog Division (1969-70) in Denver, CO, and was the controller and chief financial officer for Greentree Communities (1971-75) in Sarasota, FL.

Born in Billings, MT (10-13-44), Simon played football and baseball at Billings High. He received his degree in business administration from the University of Montana in '68.

A boating, fishing, golf, and classic cars enthusiast, he and his wife, Debbie, have one son, Grant Christopher (2-25-88). The family lives in Saratoga, CA.

John E. McVay - VICE PRESIDENT- FOOTBALL ADMINISTRATION



John McVay is in his 16th year with the 49ers and his sixth as vice president for football administration.

McVay began his career with the 49ers in 1979 as the team's director of player personnel, was promoted to director of football operations ('80), and served as administrative vice president ('81), before being named vice president and general manager in 1983. He was named *The Sporting News* NFL Executive-of-the-Year in '89.

He came to the 49ers after three seasons (two and one-half as head coach) with the New York Giants (1976-78) and two years as the head coach and general manager of the Memphis Southmen of the World Football League, where his teams were 24-7 during the 1974 and '75 seasons.

His coaching career included nine years of high

school ball in Ohio: three years at Lancaster High, one year at Franklin High, and a five-year stay (41-7) at Canton Central Catholic High.

From the prep ranks, he became an assistant on Duffy Daugherty's Michigan State staff (1962-64), before taking over at Dayton prior to joining the WFL.

He was head football coach (1965-73) and athletic director (1972-73) at Dayton, where he led the 1966 Flyers to their first winning season (8-2) in 10 years.

A native of Bellaire, OH, and a product of the famous high school football town of Massillon, OH, McVay was an All-Ohio center as a Massillon schoolboy.

An All-Midwest selection and two-time team MVP as a center at Miami University (known nationally as the "Cradle of Coaches") in Oxford, OH, he played for both Woody Hayes and Ara Parseghian. Hayes awarded McVay Miami's last available football scholarship, and John went on to become a team captain for the Redskins. He is a member of that school's athletic Hall of Fame.

McVay's three sons all followed in his collegiate football footsteps. Jim, the Executive Director for college football's Hall of Fame Bowl in Tampa, FL, was a quarterback/safety at Dayton; John Jr. played safety for Miami; and Tim, who was captain at Indiana, also played safety.

A fourth son, Rick Robinson, makes his home in Saratoga. John and his wife, Lee, also live in Saratoga, CA.

Dwight Clark - COORDINATOR OF FOOTBALL OPERATIONS/PLAYER PERSONNEL

Dwight Clark, who assumed the title of coordinator of football operations and player personnel in 1992, begins his third season in that role with the 49ers in '94.

In his sixth season with the 49ers front office, Clark spent two years as executive administrative assistant (1990-91), following one season as the team's marketing consultant (1989). He took on expanded responsibilities in his new role with the club in 1992.

Clark works directly with Vice President of Football Administration John McVay on business and player contract negotiations, among his other duties pertaining to football operations.

He scouts talent, negotiates and reviews player contracts, oversees the team's scouting department, especially as it interacts with the coaching staff, and along with Dominic Corsell of the Business Office, monitors all salary cap expenditures.

Additionally, he is the director of the team's summer training camp in Rocklin, assisted by Rick Sandoval, Barbi Leach and Darla Maeda, and coordinates the spring mini-camps.

A 10th-round draft choice in '79, Clark finished his nine-year career as the 49ers' all-time leading receiver with 506 catches, 6,750 receiving yards, and 48 touchdowns.

A true "big game" player, Clark always raised his level of performance in post-season action. He was a central character of the most memorable play in 49ers' history, making "the catch" that provided San Francisco with the winning points against the Dallas Cowboys in the 1981 NFC Championship Game and sent them on to Super Bowl XVI.

Born in Kingston, NC (1-8-57), Clark was a secondary education (history) major at Clemson. He and his wife, Ashley, have three children: Casey Gene (3-21-84), Riley Edward (5-4-85) and MacKenzie Anderson (8-31-93). The family lives in Menlo Park, CA.





Lisa DeBartolo — DIRECTOR OF THE 49ERS FOUNDATION



Lisa DeBartolo is in her second year with the club as Director of the San Francisco 49ers Foundation.

As director of the Foundation, her duties and responsibilities are to receive, monitor, and evaluate proposals and requests for contributions and grants. Additionally, she creates and produces special events and fundraising activities for the Foundation. During the past year, she initiated and managed fundraisers that included the 49ers Youth Camp for Kids, the 49ers Foundation Celebrity Golf Tournament and a sports memorabilia auction. Those events raised a total of \$70,000.

She also manages the review of the monthly, quarterly, and annual financial statement(s) and oversees the investment of funds on behalf of the Foundation.

A 1992 graduate of St. Mary's (CA) College, DeBartolo comes to the 49ers with a wide range of experience in corporate business, having worked in a variety of capacities within the Edward J. DeBartolo Corporation. Her experiences included the day-to-day involvement in the operation of the Marie P. DeBartolo Foundation.

Most recently (1991), in addition to her contributions to the Marie P. DeBartolo Foundation, she served as an assistant in the corporation's legal department. She was involved in the management of insurance and non-insurance litigation for the DeBartolo Corporation and its subsidiaries. Other areas of responsibility included the review and approval of outside counsel legal fees, monitoring corporate litigation, and researching public access issues.

Prior to her work in legal matters pertaining to the corporation, DeBartolo served in the marketing and communications department in 1988. Her duties consisted of coordinating media events, assisting in the production of publications, and the development of press releases, as well as reorganizing the corporate library.

Aside from her experience at the DeBartolo Corporation, she was active as a student at St. Mary's. She gained valuable familiarity in communications, contributed to *The Collegian*, the school's newspaper, and worked as a disc jockey for the on-campus radio station.

An art history and philosophy major, she also tutored French for two years, was a member of the French Club, Senior Ball Committee, and participated in intramural sports.

Born Lisa Marie DeBartolo (12-17-69) in Youngstown, OH, she is the oldest daughter of Edward J. and Candy DeBartolo.

49ERS FOUNDATION

The **49ers FOUNDATION** was established in July 1991. It is a not-for-profit organization founded by the San Francisco 49ers to provide grants and aid to charitable activities and causes of civic concern.

Lisa DeBartolo, with the support of its board of directors, heads the **49ers FOUNDATION** and handles all the operational and administrative tasks necessary to maintain this outreach element of the team's community affairs.

The Internal Revenue Service has determined that the Foundation is a tax-exempt organization under Section 501(c)(3) of the Internal Revenue Code.

The San Francisco 49ers are committed to extending their community involvement and good will throughout the Bay Area and the **49ers FOUNDATION** is one of many projects instituted to achieve this objective. The fund financially aides a wide variety of groups and organizations through grants.

It is the hope of the San Francisco 49ers to acknowledge and assist many of the worthy Bay Area charities. The foundation serves as an additional vehicle of monetary support to the efforts of those groups helping the needy.

Among the groups and organizations receiving Foundation grants during the past few years are: The Packard Children's Hospital; Outward Bound; Center for a New Generation; United Negro College Fund; Marty Lyons Foundation; Crippled Children's Society; ALS Foundation; Police Athletic League; Crime Prevention, Narcotics, Drugs; Educational Center; Bread of Life; Champs Foundation; Catholic Charities; Mission Dolores Restoration Project; San Francisco General Hospital Medical Center; Touchstone Support Network; Ella Hill Hutch Community Center; Jr. Tennis League; Institute for Better Health; Joyous Sound Productions; Woodrow Wilson High School; Oakland Youth Association; and Konocti Girl Scouts.

Additionally, last season three players were chosen for each game to serve as team captains. Those captains were asked to select a charity to receive a grant. The amount of the grant was based on the total points scored each week by the team. The Foundation pledged \$50 per point, with a minimum grant of \$500.

The **49ers FOUNDATION** accepts written requests for grants from public charities or foundations. All applicants must be exempt from taxation under Section 501(c)(3) of the Internal Revenue Code. Requests should be no more than two pages including:

- A brief description of your organization.
- What project will be funded through the grant.
- Who your other major funders are.

Additionally, enclose a copy of your IRS determination letter granting your organization tax-exempt status.

The letters of request must be submitted between Jan. 1 and April 30.

Send requests to: Lisa DeBartolo, Director, 49ers Foundation, c/o San Francisco 49ers, 4949 Centennial Boulevard, Santa Clara, CA 95054.





George Seifert – HEAD COACH



George Seifert has established a pace that if endured, will position him among the elite head coaches in NFL history. Seifert has already won 68 games (including postseason) during his five-year term, an average of almost 14 victories per season.

The 1993 campaign saw the 49ers win their fourth NFC West title and advance to their fourth NFC Championship Game in five seasons under Seifert's guidance.

Seifert has garnered a lofty .764 winning percentage in his 89 career games as head coach. That figure ranks as the best among active NFL coaches with 50 or more games.

In 1992, he recorded his 50th career victory, reaching that milestone faster than any other coach in NFL history. Seifert needed just 63 games to reach the plateau, bettering the previous mark of 64 set by Paul Brown.

Since assuming the head coaching duties, Seifert has experienced nearly unparalleled success. His '89 debut was nothing short of spectacular, as he became just the second NFL rookie head coach to win a Super Bowl (with Don McCafferty, Colts '70). Additionally, he is the only coach to claim an NFC crown in his first year, while his 14 victories were more than any other rookie coach in NFL history.

Seifert was named the 1989 NFL Coach-of-the-Year by several publications, including: *Sports Illustrated*, *Pro Football Weekly*, and *Football Digest*. He followed that with an encore selection of 1990 NFL Coach-of-the-Year by the Washington Touchdown Club, *The Sporting News*, and *The National*, among others.

After nine years as a 49ers' assistant coach, including the last six as defensive coordinator, Seifert was named the team's head coach in January of 1989. He replaced Bill Walsh, becoming the 12th coach in 49ers' history, and the first native San Franciscan ever to coach the team.

Under his direction as defensive coordinator, the 49ers annually ranked among the leaders in the NFL. In 1987, they claimed the top ranking for all NFL defensive units, marking the first time in history that San Francisco led the League in fewest total yards allowed. Besides being first in total defense, San Francisco also was No. 1 in passing defense and fifth in rushing defense.

In 1988, the Niners were third in total defense, third in rushing defense, and eighth in pass defense, while holding their opponents under 100 yards rushing eight times during the season.

Seifert joined the Niners' coaching staff as defensive backfield coach in '80, following 15 years in the collegiate ranks.

He began his coaching career in 1964 as a graduate assistant at Utah, following a six-month tour of duty with the U.S. Army. An offensive guard and linebacker at Utah, Seifert was recommended for that graduate assistant post by his former Utah roommate and teammate, Lynn Stiles, when Stiles moved up from that position to a full-time assistant at the school.

In '65, Seifert was named head coach at Westminster College in Salt Lake City, UT, before moving to assistant positions at Iowa (1966) and Oregon (1967-71). He joined Stanford's staff (1972-74) as secondary coach, and transformed the defensive backfield into the Pac-8 Conference's best in 1972 and '73.

He left Stanford in '75 to become head coach at Cornell (1975-76), but returned to Stanford to join Walsh's staff as secondary coach in 1977. The Cardinal pass defense was second in the Pac-10 in both '78 and 1979.

In '80, he joined Walsh again, this time with the 49ers as secondary coach.

A San Francisco native, Seifert grew up in The City's Mission District and graduated from Polytechnic High located across the street from the 49ers' old home field at Kezar Stadium. He played offensive tackle, end, and linebacker on Poly's football team and enjoyed one high school benefit of Poly—students serving as ushers at Kezar for 49ers games.

One highlight to Seifert's 1990 offseason was being honored with the second annual ALS "Iron Man" Award. Inaugurated in '89 by the ALS Research Foundation of San Francisco, the award is presented annually to the Bay Area sports figure who best exemplifies the spirit and determination of former New York Yankee great Lou Gehrig.

Seifert and his wife, Linda, have two children (Eve and Jason) and live in Los Altos, CA. A 1963 graduate of Utah, he earned his degree in zoology, with interests in wildlife management and teaching.

Born January 22, 1940, Seifert celebrated his 49th birthday (in Miami, FL) during San Francisco's 20-16 Super Bowl XXIII win over Cincinnati in 1989, and his 50th birthday (in New Orleans, LA) in '90, during the week before the Niners' 55-10 Super Bowl XXIV victory over Denver.

NFL CAREER RECORD ENTERING 1994: 89 games (including 6-3 postseason mark)...68-21 for a .764 winning percentage.

George Seifert's Coaching Background: 1964 (Utah), 1964 (Westminster - head coach), 1966 (Iowa), 1967-71 (Oregon), 1972-74 & 1977-79 (Stanford), 1975-76 (Cornell - head coach), 1980-88 (49ers - asst. coach), 1989-94 (49ers - head coach).

FASTEST TO 50 CAREER WINS

In 1992, George Seifert recorded his 50th career victory (including post-season), reaching the milestone victory faster than any other coach in NFL history.

COACH	GAMES NEEDED	COACH	GAMES NEEDED
GEORGE SEIFERT	63	Chuck Knox	68
Paul Brown	64	Joe Gibbs	71
Vince Lombardi	66	George Halas	71

- 49ERS FACT -

San Francisco has a record of 55-4 (.932) under coach **George Seifert** when it scores 21 or more points in a game.



Head Coach

NFL'S WINNINGEST ACTIVE COACHES (Entering the 1994 Season)

COACH	YEARS	TEAM(S)	W	L	T	PCT.
1. George Seifert	5	49ers	68	21	0	.764
2. Don Shula	31	Colts, Dolphins	327	158	6	.672
3. Rich Kotite	3	Eagles	30	20	0	.600
4. Bill Cowher	2	Steelers	20	14	0	.588
Dennis Green	2	Vikings	20	14	0	.588
Bobby Ross	2	Chargers	20	14	0	.588
Jim Mora	8	Saints	77	54	0	.588
Bill Parcells	9	Giants, Patriots	90	63	1	.588



George Seifert, who owns a .764 winning percentage, leads all active NFL coaches and ranks No. 1 among 49ers' coaches.

Jerry Attaway - PHYSICAL DEVELOPMENT

Jerry Attaway, in his 12th season as coordinator for physical development, supervises the team's weight/exercise training and the dietary/nutritional needs of each player.

Attaway came to the 49ers following five years in a similar capacity at Southern California (1978-82).

During his first three years at Southern Cal, he was the assistant offensive line coach, as well as coordinator for physical development.

A product of UC Davis and Sacramento State, Jerry transferred to Sacramento State, after an injury ended his UC Davis football career.

Collegiately, he served as an assistant coach at UC Davis (1970-71), the College of Idaho (1972-74) and Utah State (1975-77), prior to his USC coaching stint.

After earning a degree in physical education and biology from Sacramento State in 1972, Attaway received his masters of education with an emphasis in guidance and counseling, from the College of Idaho in '74. He often conducts health workshops that focus on weight loss and appearance.

Born in Susanville, CA (1-3-46), Jerry and his wife, Cheryl, live in San Jose, CA.



Attaway's coaching background: 1970-71 (UC-Davis), 1972-74 (College of Idaho), 1975-77 (Utah State), 1978-82 (Southern-California), 1983-94 (49ers).

Michael Barnes - ASSISTANT STRENGTH & CONDITIONING

Michael Barnes is in his first season with the 49ers as assistant strength and conditioning coach. His primary role with the team focuses on strength training.

Barnes, 28, comes to the Niners following four years at the University of California, where he served as assistant strength and conditioning coach, working with the football team that played in bowl games in 1990, '91 and '93. He also handled the conditioning programs for the men's basketball team, in addition to several other sports, including the highly successful baseball and rugby teams.

Prior to joining the Cal staff, he served as a graduate assistant at both Texas A & M and Auburn. He is a 1988 graduate of the University of New York-Cortland and received his master's degree in physical education from Auburn.

A competitive weight lifter, Barnes has also published a number of articles in biomechanical analysis and physiological response to exercise. Married, he and his wife, Sue, live in Walnut Creek, CA.



Barnes' coaching background: 1989 (Auburn), 1990 (Texas A & M), 1991-93 (California), 1994 (49ers).



Assistant Coaches

Dwaine Board - DEFENSIVE LINE



One of the 49ers' all-time sack leaders, Dwaine Board begins his first season as defensive line coach. Board spent four years as a the team's defensive line assistant, working primarily with the team's nickel defense and the "elephant" spot, a combination lineman-linebacker, prior to his promotion in February of 1994.

A member of three world championship 49ers teams, he recorded 61 career sacks from 1979-88 (plus eight in postseason). His four tackles, two sacks and constant pressure in Super Bowl XIX, earned him Defensive Player-of-the-Game honors in San Francisco's 38-16 win over Miami.

A graduate of Rocky Mount (VA) High, Board was a three-time All-America selection at North Carolina A&T and a fifth-round draft choice of the Steelers in 1979.

Following his release by Pittsburgh, he signed with the 49ers and registered a team-leading seven sacks as a rookie in '79. He retired following the '88 campaign, after joining the Saints at mid-season.

Born in Rocky Mount, VA (11-29-56), "Pee Wee" and his wife, Lynne, have two daughters: Camille (6-11-89) and Allie (1-21-91). They live in Redwood City, CA.

Board's coaching background: 1990-94 (49ers).

Neal Dahlen - COACHING ADMINISTRATOR/FINANCIAL LIAISON



Neal Dahlen, who enters his 16th year with the 49ers, is in his second season as coaching administrator and financial liaison.

Dahlen works directly with coach George Seifert on player personnel and management matters, monitors financial affairs relating to player personnel and acts as the coaching staff liaison with the administrative staff.

Additionally, Dahlen is responsible for the acquisition of free agent players, negotiating player contracts, and developing game plan scouting reports for the defensive coaching staff.

Well-groomed for this position with his 31 years of football coaching and administrative experience, Dahlen has been associated with the 49ers since joining the club as a part-time assistant to the coaching staff in 1979.

In '84, he took on full-time duties as director of research and development, and served as the team's coordinator of football operations, prior to his current position.

A physical education major at San Jose State, Dahlen graduated in 1963 and earned his master's in '64.

Born in Spokane, WA (4-13-40), Dahlen and his wife, Nancy, live in San Carlos, CA. They have four grown children (Laurie, Sherri, Christy and Tim).

Dahlen's coaching background: 1979-94 (49ers).

Tom Holmoe - DEFENSIVE BACKS

After spending seven years as a player for San Francisco, Tom Holmoe returns to the 49ers as defensive backs coach in 1994.

He joins the 49ers after two seasons (1992-93) as defensive backs coach at Stanford University. He also served as a graduate assistant at Brigham Young University from 1990-91.

Holmoe played for the 49ers from 1983-89 and was a member of three Super Bowl championship teams. In 1986, he posted a career-high 46 tackles and led the squad in interception return yards with 149 on three interceptions. He also scored two touchdowns that season.

As a player at BYU, he earned All-Western Athletic Conference honors as a senior in 1982 and led the WAC in interceptions (7) as a sophomore in 1980.

Born in Los Angeles, CA (3-7-60), he and his wife, Lori, have three children: Shannon (10), Daniel (8) and Erik (6).



Holmoe's coaching background: 1990-91 (BYU), 1992-93 (Stanford), 1994 (49ers).

Carl Jackson - RUNNING BACKS

Carl Jackson begins his third season as running backs coach after joining the team in 1992.

Jackson came to San Francisco from the University of Iowa, where he was offensive coordinator (1989-91) and running backs coach (1979-91).

The '91 Hawkeyes averaged 407 yards per game (3rd in the Big-10), compiled a 10-1-1 record and tied Brigham Young in the Holiday Bowl (Iowa's 10th postseason game in Jackson's 13 seasons). In '90, Iowa led the Big-10 in total offense (429.6) and scoring (35.6) on its way to an 8-4 record and a trip to the Rose Bowl.

After a 14-year career (1963-76) in the Texas prep ranks, Jackson joined North Texas State as running backs coach (1976-78). He moved to Iowa (1979-91), coaching the running backs and kickers, before being appointed offensive coordinator in 1989.

During his tenure at Iowa, Jackson worked with future NFL players Reggie Roby, Ronnie Harmon, Kevin Harmon, Rick Bayless and Nick Bell, among others.

An Academic All-America selection, he was a two-time all-conference quarterback at Prairie View A&M. He majored in physical education, earning his bachelor's degree in 1963 and his master's in '75.

Born in Bay City, TX (8-16-40), Carl and his wife, Doris, have two grown children (Carl Jr. and Cheryl) and live in San Jose, CA.



Jackson's coaching background: 1963-76 (high school), 1976-78 (North Texas State), 1979-91 (Iowa), 1992-94 (49ers).



Larry Kirksey - RECEIVERS



Larry Kirksey begins his first season as the 49ers receivers coach in 1994. He brings 20 years of coaching experience to the 49ers, including the past four at the University of Alabama. While serving as running backs coach, the Crimson Tide recorded four consecutive Bowl appearances and won the national championship in 1992. In addition, Kirksey's charges led the Southeastern Conference in rushing in 1992, averaging 252 yards per game.

His resume includes serving as receivers/tight ends coach at Miami (Ohio) from 1974-76, Kentucky (1977-81) and Kansas (1982). In 1983 Kirksey was named head coach at Kentucky State, where he served one season before joining the University of Florida as running backs coach from 1984-88. He coached one season at the University of Pittsburgh (1989), prior to being hired by Alabama in 1990.

Born in Harlan, KY (1-6-51), Larry and his wife, Anita, have two children: Jessica (12) and Jared (9).

Kirksey's coaching background: 1974-76 (Miami, OH), 1977-81 (Kentucky), 1982 (Kansas), 1983 (Kentucky State - head coach), 1984-88 (Florida), 1989 (Pittsburgh), 1990-93 (Alabama), 1994 (49ers).

Gary Kubiak - QUARTERBACKS



Gary Kubiak joins the 49ers in 1994 as the team's new quarterbacks coach.

Following an outstanding collegiate career at Texas A&M, Kubiak played nine seasons (1983-91) with the Denver Broncos. During his tenure in Denver, he was a member of three Super Bowl teams and appeared in a total of 14 playoff games.

He joined Texas A&M as running backs coach in 1992 and during his two seasons, the Aggies posted a 22-3 mark and earned two trips to the Cotton Bowl.

Prior to his playing days at A&M, Kubiak finished his prep career at St. Pius High School in Plantersville, TX, as the state's all-time leading passer with 6,190 yards. In addition, he was named all-state in football, basketball and baseball as both a junior and senior.

Kubiak was born in Houston, TX (8-15-61). He and his wife, Rhonda, have three children: Klint (7), Klay (5) and Klein (3).

Kubiak's coaching background: 1992-93 (Texas A & M), 1994 (49ers).

Alan Lowry - SPECIAL TEAMS

Alan Lowry, who has 13 years of NFL coaching experience, begins his third season as San Francisco's special teams coach.

Lowry possesses a wealth of coaching experience on both the collegiate and professional levels.

After graduating from Texas as both an All-SWC defensive back and quarterback, he served as an assistant coach at Virginia Tech (1974). The following season he moved to Wyoming (1975), before serving in the Dallas Cowboys' scouting department in '76.

He returned to Texas in 1977 for five seasons as defensive backfield coach (1977-81), tutoring such NFL standouts as Johnnie Johnson (Rams) and Ricky Churchman (49ers).

Lowry's NFL coaching experience began at Dallas in '82 as special teams coach (1982-87) and receivers coach (1988-90). In 1991 he was the Buccaneers' special teams and tight ends coach.

Born in Miami, OK (11-21-50), he and his wife, Donna, have two daughters: Marta (8-22-83) and Lindsay (4-3-88). They live in Danville, CA.



Lowry's coaching background: 1974 (Virginia Tech), 1975 (Wyoming), 1976 (NFL scout/Dallas Cowboys), 1977-81 (Texas), 1982-90 (Dallas Cowboys), 1991 (Tampa Bay Buccaneers), 1992-94 (49ers)

John Marshall - LINEBACKERS

John Marshall, who has coached professional football for 15 years, is in his sixth season on the Niners' coaching staff and his first as linebackers coach, being named to that post in February of this year, following five seasons as the defensive line coach.

Marshall's NFL coaching career began in Green Bay, coaching special teams (1980) and linebackers (1981-82). He moved to Atlanta as defensive coordinator (1983-85) and to the Colts as defensive line coach (1986-88), prior to joining the 49ers.

An 11-year veteran of the collegiate ranks, Marshall entered coaching after an injury cut short his Washington State playing career. His first coaching position came at Hancock J.C. (1967).

He assisted 49ers head coach George Seifert, who was the head freshman coach at Oregon (1968), then took over the post when Seifert moved up to coach the Ducks' defensive backs (1969-71).

Marshall also coached the offensive line at Oregon (1972-76) and the linebackers at Southern California (1977-79). During his USC tenure, the Trojans won two Rose Bowls, an Astro-Bluebonnet Bowl, and a national championship ('78).

Born in Arroyo Grande, CA (10-2-45), Marshall earned his physical education degree from Oregon ('69). He and his wife, Becky, have two daughters: Sara (2-13-64) and Meg (8-13-65), and live in Pleasanton, CA.



Marshall's coaching background: 1969 (Hancock J.C.), 1970-76 (Oregon), 1977-79 (Southern California), 1980-82 (Green Bay Packers), 1983-85 (Atlanta Falcons), 1986-88 (Indianapolis Colts), 1989-94 (49ers).



Coaching Staff

Bobb McKittrick - OFFENSIVE LINE



As Bobb McKittrick enters his 24th season in the NFL and

16th with San Francisco as offensive line coach, he guides a talented and experienced group in 1994.

McKittrick has been coaching professional football since '71 when he was an assistant with the Rams (1971-72).

He took a sabbatical from football in 1973 to do graduate work at Oregon State, before rejoining the NFL at San Diego (1974-78).

McKittrick began his coaching career in 1961 as an assistant at Oregon State (1961-64), after three years as an officer in the U.S. Marine Corps (1958-61). He also coached collegiately at

UCLA (1965-70).

McKittrick has been associated with eight bowl games during his football playing and coaching career: four Super Bowls (XVI, XIX, XXIII, and XXIV) with San Francisco, three Rose Bowls (1957 as an Oregon State player, '65 as a Beaver coach, and 1966 as a UCLA coach), and the '62 Liberty Bowl as an Oregon State coach.

Born in Baker, OR (12-29-35), Bobb is an Oregon State graduate with a bachelor's degree in agriculture (1958) and a master's of education ('78). He and his wife, Teckla, have two grown sons (Ladd and Mike) and live in San Mateo, CA.

McKittrick's coaching background: 1961-64 (Oregon State), 1965-70 (UCLA), 1971-72 (Los Angeles Rams), 1974-78 (San Diego Chargers), 1979-94 (49ers).

Bill McPherson - ASSISTANT HEAD COACH



One of the most respected teachers in the game, Bill McPherson, in his 16th year of professional football coaching, begins his first as assistant head coach.

He has served as linebackers coach, defensive line coach and most recently, defensive coordinator in his 15 seasons with the 49ers.

A defensive tackle at Santa Clara in the early '50s, McPherson began coaching in 1956 at his high school alma mater, San Jose's Bellarmine Prep (1956-62), following U.S. Army service in Korea.

He later was the defensive coordinator and defensive line coach at Santa Clara for 12 years (1963-74), before moving to UCLA as defensive line coach (1975-77).

At UCLA, he worked with Dick Vermeil, whom he later joined as an assistant with the Philadelphia Eagles (1978) as linebackers coach for one year, before joining the 49ers in 1979.

"Mac" was inducted into Santa Clara's Athletic Hall-of-Fame as a player and coach (1984), and was appointed to the University's Board of Fellows in 1989. He holds a business degree from Santa Clara ('54) and a teacher's certification (secondary degree) from San Jose State ('58).

Born in Santa Clara, CA (10-24-31), Bill and his wife, Elsie, have five grown children: Michael, Claire, Joanne, Marianne and Patrick. They live in San Jose, CA.

McPherson's coaching background: 1956-62 (high school), 1963-74 (Santa Clara), 1975-77 (UCLA), 1978 (Philadelphia Eagles), 1979-94 (49ers).

Brian Pariani - OFFENSIVE COACHES ASSISTANT

Brian Pariani, who is in his fifth season with the 49ers, begins his fourth year as the team's offensive coaches assistant.

Pariani directly works with the offensive coaches and quarterbacks, assisting in daily practices and helping with game plans. Before assuming his current position, he served as a scouting assistant in 1990.

After earning his political science degree from UCLA in 1989, Pariani served as a grad assistant, helping with the Bruins' offense during the '89 season.

Born in San Francisco, CA (7-2-65), Pariani attended Marin Catholic (CA) High where he participated in football, baseball and basketball. He married the former Stephanie Greene during the '94 offseason (6-19-94). They reside in Menlo Park, CA.



Pariani's coaching background: 1989 (UCLA), 1991-94 (49ers).

Ray Rhodes - DEFENSIVE COORDINATOR

Ray Rhodes was named the team's new defensive coordinator February 9, after spending two seasons with the Green Bay Packers.

The 43-year-old Rhodes enters his second stint with the 49ers, after serving the club as a player in 1980, then joining the coaching staff in 1981. He was assistant defensive backs coach that season, before being promoted to defensive backs coach in 1982, a position he held until 1991.

In 1992, he left to join the Packers as defensive coordinator and a year later, Green Bay's defense ranked second in the National Football League.

Rhodes was selected out of the University of Tulsa by the N.Y. Giants in the 10th round of the 1974 NFL draft and played both wide receiver and defensive back during his professional career.

Born in Mexia, TX (10-20-50), Rhodes and his wife, Carmen, have four daughters: Detra (11-4-70), Candra (5-25-76), Tynesha (9-10-79) and Raven (5-23-85).



Rhodes's coaching background: 1981-91; '94 (49ers), 1992-93 (Green Bay Packers).

- 49ERS FACT -

49ERS ASSISTANTS NOW HEAD COACHES

A number of former 49ers' assistant coaches are head coaches in the NFL, including current San Francisco head man George Seifert, who was a 49ers defensive assistant (1980-88). Others include: Minnesota's Dennis Green (1979 & 1986-88), Green Bay's Mike Holmgren (1986-91) and Tampa Bay's Sam Wyche (1979-82).



Coaching Staff

Mike Shanahan - OFFENSIVE COORDINATOR



Mike Shanahan, who orchestrated the NFL's No. 1 offense in both 1992 and 1993, is in his third season as San Francisco's offensive coordinator.

Shanahan began his coaching career at Oklahoma (1975-76), then coached at Northern Arizona ('77), Eastern Illinois (1978), Minnesota ('79), and Florida (1980-83). He began his NFL experience at Denver as the wide receivers coach ('84) and offensive coordinator (1985-87).

In 1988, he was named head coach of the L.A. Raiders and improved them from five wins in '87 to 7-9 in his inaugural season. After starting 1-3 in '89, however, he was relieved of his duties.

Two weeks later, he re-joined the Broncos (Oct. 16, 1989) as quarterbacks coach, before being promoted to offensive coordinator in 1991.

A physical education major at Eastern Illinois, he earned his bachelor's degree in 1974 and his master's in '75.

Born in Oak Park, IL (8-24-52), Shanahan grew up in Franklin Park, IL. He and his wife, Peggy, have two children: Kyle (12-14-79) and Krystal (2-28-82). They live in Saratoga, CA.

Shanahan's coaching background: 1975-76 (Oklahoma), 1977 (Northern Arizona), 1978 (Eastern Illinois), 1979 (Minnesota), 1980-83 (Florida), 1984-87 & 1989-91 (Denver Broncos), 1988-89 (Los Angeles Raiders - head coach), 1992-94 (49ers).

Mike Solari - TIGHT ENDS/ASSISTANT OFFENSIVE LINE



Mike Solari, who joined the 49ers' staff in 1992, begins his third season as the club's tight end/assistant offensive line coach.

After graduating from San Diego State in '76, the 38-year-old Solari spent two years coaching high school and junior college before accepting a position at U.S. International University in 1979.

In '80, Solari moved to Boise State, and helped guide the Broncos to the NCAA Division I-AA national championship. After assistant duties at Cincinnati (1981-82) and Kansas (1983-85), he served as the offensive coordinator at Pitt in 1986.

Solari's NFL experience began at Dallas in 1987 as assistant offensive line coach and added the duties of special teams coach during his tenure there. He spent '89 as offensive line coach for the Phoenix Cardinals, prior to joining Alabama's staff in 1990.

Born in Daly City, CA (1-16-55), Mike and his wife, Patti, have three children: daughters Tamara (2-11-85) and Stephanie (4-8-87) and son Michael (8-2-88). They live in Pleasanton, CA.

Solari's coaching background: 1977 (high school), 1978 (Mira - Costa J.C.), 1979 (U.S. International), 1980 (Boise State), 1981-82 (Cincinnati), 1983-85 (Kansas), 1986 (Pittsburgh), 1987-88 (Dallas Cowboys), 1989 (Phoenix Cardinals), 1990-91 (Alabama), 1992-94 (49ers).

Bronco Hinek - EQUIPMENT MANAGER

Bronco Hinek, in his 12th year with the club, enters his 11th season as the 49ers' equipment manager in 1993.

Hinek (pronounced Hen-ick) joined the Niners in 1983 following 14 seasons with the San Diego Chargers. He spent one season (1983) as assistant equipment manager to Chico Norton before taking over in '84.

Hinek learned his trade while helping his father, Frank, at Marquette University and with the Oakland Raiders (1960-62).

He officially got into the profession as an equipment assistant for two summers with the Los Angeles Rams (1968-69), before joining the Chargers on a full-time basis. Hinek was the Chargers' chief clubhouse attendant for four seasons (1969-72), and served as their assistant equipment manager for 10 years (1973-82).

Born in Milwaukee, WI, the widowed Hinek married Trish Bernie (3-19-59 — 12-9-85) of Moraga, CA, in July, '83. He lives in Belmont, CA.



Ted Walsh - ASSISTANT EQUIPMENT MANAGER

Ted Walsh, in his 16th season with the team, enters his 10th year as the 49ers' full-time assistant equipment manager.

Walsh, an assistant 49ers equipment staffer since 1979, has ties to Major League Baseball. He worked spring training with the Milwaukee Brewers (1982-86) as a clubhouse assistant, prior to being hired full-time by the 49ers. His cousin is Tom Candiotti, a pitcher with the Los Angeles Dodgers.

Ted designed and patented "Quick Cleat", a tool that is used by more than 300 colleges and professional teams to change cleats on football shoes.

Born February 8, 1963, in Concord, CA, Walsh graduated with honors from Concord High, and received his associate of arts degree from Diablo Valley JC in '85. He is single and lives in San Jose, CA.



49ers in the Hall of Fame

Since joining the National Football League in 1950, the 49ers have had eight former players and one head coach enshrined into the Pro Football Hall of Fame.

The newest inductee is Jimmy Johnson, a defensive back from 1961-76. He was enshrined during ceremonies in August of this year.

The following are San Francisco's inductees, their years of service with the Niners, and the year they were enshrined.

PLAYER	49ERS' YEARS	YEAR INDUCTED
Bob St. Clair	1953-64	1990
Jimmy Johnson	1961-76	1994
John Henry Johnson	1954-56	1987
Hugh McElhenny	1952-60	1970
Leo Nomellini	1950-63	1969
Joe Perry	1948-60, 63	1969
O.J. Simpson	1978-79	1985
Y.A. Tittle	1951-60	1971
COACH		
Bill Walsh	1979-88	1993



Support Staff

Lindsay McLean - TRAINER



Lindsay McLean, who has been an athletic trainer for 33 years, enters his 15th season with the 49ers in 1992.

The team's chief trainer since '82, McLean joined the 49ers as co-trainer in 1979, following 11 years as head trainer at Michigan (1968-78).

Besides working with Michigan's athletes (1961-62 and 1968-78), McLean also served as head trainer at UC Santa Barbara (1963-64) and San Jose State (1965-67). He was named United States Collegiate Trainer-of-the-Year in '76.

A Vanderbilt graduate (1960), McLean received his certification in physical therapy from Herman Hospital in Houston, TX, in '61. He entered the training profession as an assistant at Michigan prior to joining the UC Santa Barbara staff.

McLean served as chairman of the National Athletic Trainers Association (NATA) Certification Committee for 10 years, was the U.S. Olympic Team trainer for the '76 Winter Games, and was inducted into the NATA's Hall of Fame in 1988. He is currently chairman for the NATA's awards and honors committee.

Born in Nashville, TN (6-28-38), he is single and lives in Redwood City, CA.

Ray Tufts - ASSISTANT TRAINER

Ray Tufts is in his 10th year with the 49ers and his seventh as a full-time staffer in 1994.

Prior to his promotion to assistant trainer in 1991, he served as a summer camp assistant (1984-86) and a training staff assistant (1987-90).

A native of Anderson, CA, Tufts is a Cal State-Sacramento physical education graduate (1987), with an emphasis in sports medicine. He received his National Athletic Trainers Association (NATA) certification in '87 and is a member of the NATA District VIII Athletic Trainers' Association.

Tufts, who enjoys speaking to special interest groups during the offseason, is an avid motor sports enthusiast who follows NASCAR racing.

Born September 28, 1964, in Mountain View, CA, he and his wife, Jennifer, live in Sunnyvale, CA.



Scottie Patton - TRAINING ASSISTANT



Scottie Patton enters his third season as a training assistant with the 49ers in 1994.

Patton earned both his National Athletic Trainers Association (NATA) certificate and his Appalachian State physical education/exercise science degree with emphasis in sports medicine in 1990. He then enrolled in graduate school at South Carolina before transferring to San Jose State, where he is currently working on his master's in biomechanics.

Prior to joining the 49ers, Patton worked as a graduate assistant athletic trainer at South Carolina (1990-91). He was a student trainer at Appalachian State (1986-90) and a summer camp assistant with the Niners in 1988 and '89.

Born August 10, 1968, in Gastonia, NC, he is single and lives in San Jose, CA.

Allan Webb - DIRECTOR OF PRO PERSONNEL

In his 12th season as director of pro personnel, Allan Webb, handles the 49ers' research of player movement within the professional football ranks and scouts upcoming opponents to assist game plan formulation.

Webb joined the Niners in 1983, following four years as the director of pro personnel with Cleveland (1979-82), and prior to that, he served on John McVay's coaching staff with the N.Y. Giants (1972-78). He went to the Giants as a scout and took over offensive backfield coaching duties two years later.

A defensive back safety with the Giants (1961-65), Webb was a Little All-America pick at Arnold College in Connecticut (1952) as both a running back and a defensive back. He had a try-out with the L.A. Rams in 1955 after two years of service in the Navy.

Webb has two grown children (Lisa and Marc). He lives in San Mateo, CA.



Vinny Cerrato - DIRECTOR OF COLLEGE SCOUTING



Vinny Cerrato is in his fourth season with the 49ers as director of college scouting.

He was appointed to his current position after one season as the team's national scout. Prior to joining the 49ers, Cerrato served as the football recruiting coordinator under Lou Holtz at Notre Dame (1986-90). During that period the Irish played in four bowl games and won a national championship ('88).

A 1982 graduate of Iowa State, he lettered at quarterback and wide receiver all four years, and earned one track letter for the Cyclones.

Cerrato worked three years as a graduate assistant at Minnesota (1983-85), and was appointed recruiting coordinator for the Gophers in '85, before moving to Notre Dame (1986).

Born in Flushing, NY (1-4-60), he grew up in Albert Lea, MN, where he ran track and was selected all-state in hockey and football. He lives in Palo Alto, CA.

Jim Abrams — EAST REGION SCOUT

After spending two seasons as a scouting assistant, Jim Abrams begins his first year as a regional scout for the 49ers in 1994.

A 1987 graduate of Kent University, Abrams has served as a graduate assistant at UNLV (1988), Purdue (1989-90), and at Ohio State (1991). At all three schools, he assisted in the coaching of the linebackers.

Born in Warren, OH, October 12, 1962, Abrams attended McAteer High in San Francisco, before attending City College (1981-82). He later transferred to Kent (1983-87), where he played free safety and earned a degree in physical education.

Abrams and his wife, Penny, reside in Syracuse, NY.





Scouting Staff

John Brunner - EAST AND MIDWEST REGION SCOUT



John Brunner is in his fourth season as an area scout for the 49ers in 1994.

He has 15 years of experience as an NFL assistant coach and scout, including stints with Detroit (running backs coach, 1980-82), Green Bay (running backs coach, '83), Tampa Bay (offensive moderator, 1984), New England (scout, 1985-86), and Minnesota (running backs coach 1987-91).

Brunner played college football at Maryland (1955-56) and East Stroudsburg State (1958-59). After earning his master's degree in physical education from East Stroudsburg (1960), he coached high school and college football for 20 years, holding positions at Middletown (NY) High (1960-66), Villanova (1967-69), Temple (1970-73 & 1977-79), and Princeton (1974-75).

Born in Perkesie, PA (9-6-37), Brunner and his wife, Pat, have seven children (former NFL quarterback Scott, Jack, Penny, Jan, Jeff, Todd, and Mark) and reside in Clearwater, FL.

Mike Faulkner - WEST REGION SCOUT

Mike Faulkner enters his fourth year as an area scout with the 49ers in 1994.

A two-way performer (quarterback and defensive back) at West Virginia Tech (1965-69), his coaching career began in the West Virginia prep ranks (1972-73).

Faulkner has 14 years of NFL experience with Washington (administrative assistant/scout, 1974-78), N.Y. Giants (special assistant, '80), N.Y. Jets (assistant coach/administrator, 1983-89), and Cleveland (defensive backs, 1990).

Additionally, he coached with Toronto (1979) and Montreal ('82) of the CFL, and collegiately at Eastern Illinois (1981).

Born in Cameron, WV (3-27-47), he lives in Austin, TX.



Jim Gruden - SOUTH REGION SCOUT



Jim Gruden, a veteran of 26 professional and collegiate football seasons, is in his ninth year with San Francisco.

Gruden came to the 49ers in 1987 following five seasons with Tampa Bay as director of player personnel (1984-86) and running backs coach (1982-83).

Born in Cleveland, OH, Jim joined the NFL ranks in '82, after 15 years of assistant collegiate coaching at: Heidelberg (OH) College (1966-68), Dayton (1969-72), Indiana (1973-77), and Notre Dame (1978-80). He was with the Irish during Joe Montana's playing days; and at Dayton, he was an assistant coach under John McVay (49ers' Vice President-Football

Administration).

Gruden and his wife, Kathy, have three grown sons (Jim, Jay - who graduated in 1988 as Louisville's all-time leading passer, and John - a Green Bay assistant) and live in Tampa, FL.

Oscar Lofton - EAST AND MIDEAST REGION SCOUT

Oscar Lofton, who joined the 49ers' scouting staff in 1992, begins his fourth season with the club.

His football background includes six years as a scout for the National Football Scouting Combine (1986-92) and coaching stints at Holy Cross (1963-66), Hammond (LA) High (1967-73), and Tulane (1973-79).

A three-sport athlete in football, basketball, and track at Southeastern Louisiana, Lofton was enshrined into that school's Hall of Fame in '60. He received his master's degree in physical education in 1966, and served SLU as athletic director (1979) and head coach (1980-85). He played three seasons (1960-61 & '63) for the Boston Patriots, missing the 1962 campaign while in the U.S. Army.

Born in McCall Creek, MS (4-21-38), he and his wife, Billie Jean, have three sons (Kelly, Andy, and Kyle) and live in Hammond, LA.



Billy Wilson - WEST REGION SCOUT



One of San Francisco's all-time great players, Billy Wilson is in his 15th season as a regional scout with the organization.

The San Jose product played 10 seasons with the 49ers (1951-60), racking up 5,902 yards and 49 touchdowns. He led the NFL in pass receptions three times (1954, 1956-57) and was a six-time Pro Bowl selection (1955-60), including the '57 contest in which he was selected MVP.

Wilson has had three tours of duty as a coach with the Niners, twice tutoring wide receivers (1961-62 and 1964-67), and assisting the coaching staff during training camp while serving as a regional scout (1980-92).

An avid golfer, he is a charter member of the Pro Athletes Golf League, which begins competition in 1994.

Wilson and his wife, Shirley, have four grown children (Wynn, Gregg, Holly, and Tracy) and live in San Jose, CA.

- 49ERS FACT -

Three former 49ers receivers are currently employed by the team. **Dwight Clark**, who ranks No. 2 in team history with 6,750 yards and 48 TDs, is the Club's Coordinator of Football Operations/Player Personnel. **R.C. Owens**, who became famous for his "Alley-Oop" receptions in the late 1950s is the Club's Executive Assistant/Alumni Coordinator. **Billy Wilson**, who caught 49 TD passes and totaled 5,900 receiving yards, is the team's West Region Scout.



Staff

ADMINISTRATIVE STAFF



Laurie Albrecht
Director of
Marketing/Promotions



Lynn Carrozz
Ticket Manager



Murlan "Mo" Fowell
Director of
Stadium Operations



Melrene Frear
Controller



Rodney Knox
Director of Public &
Community Relations




R. C. Owens
Executive Assistant/
Alumni Coordinator

SUPPORT STAFF



Dominic Corsell
Business Office



Richard Genoff
Sports Turf Manager/
Head Groundskeeper



Ron Juanso
Publications
Coordinator



Anthony Lozano
Facilities Manager



Jim Mercurio
Assistant Director of
Stadium Operations



Darla Maeda
Public & Community
Relations Assistant



Bo Pellini
Scouting Assistant



Dave Rahn
Assistant Public
Relations Director

SUPPORT STAFF



Rick Sandoval
Security Manager



Maggie Valencia
Marketing/Promotions
Assistant



Robert Yanagi
Director of Video
Operations

OFFICE STAFF



Donna Barnes
Ticket Office/
Stadium Operations



Vance Bigham
Security



Gary Burcham
Maintenance/
Stadium Operations



Thu Cao
Insurance



Angela Christiansen
Pro Personnel



Suzette Cox
Coaching Staff



Faye Donovan
President's Office



Berit Einsiedl
Receptionist/
Fan Mail



Sandy Fontana
Business
Operations



Jules Gitelman
Stadium
Operations



Aaron Guglielmelli
Security



Pat Hatch
Business Office



Staff

OFFICE STAFF



Nikki Hawkins
Business Office



Hilary Heuermann
Football
Administration



Barbi Leach
College Scouting



Carole Larson
Merchandising



Nancy Lew
Business Office



Carri Parham
Receptionist/
Highlight Tapes



Ben Parks Jr.
Security



Martha Robinson
Head Coach's Office



Raul Sandoval
Housekeeping



Tony Silveira
Housekeeper



Karen Spaur
Payroll



Gail Tobriner
Ticket Office



Jimmy Vaughn
Security



Cindy Walters
Public Relations

CERTIFIED AUTHENTIC
NFL KIDS

FOR KIDS WORLDWIDE

ESTABLISHED
1988



UC Penney

A black and white photograph of a man in a vertically striped shirt and dark trousers leaning over the hood of a dark-colored car. He is holding a laptop with his left hand and has his right hand on the keyboard. A mobile phone is also on the car's hood. The background is a blurred outdoor setting with a white fence.


GTE Mobilnet®

More than Cellular Phones,
Cellular Service.™

**We Cover The 49ers, And Anyone Else Who's
Not Content To Just Sit On The Sidelines.**

GTE Mobilnet. Cellular Sponsor Of The 49ers. 1-800-551-4GTE.

PLAYER PROFILES





Harris Barton • 79

TACKLE **NORTH CAROLINA** **8TH YEAR**
HT: 6-4 **WT: 280** **BORN: 4-19-64** **(D-1A IN '87)**

CAREER HIGHLIGHTS: Harris Barton, who for several seasons has been considered by many observers to be among the finest offensive linemen in the NFL, finally received long-overdue recognition with his selection as a starter in last season's **PRO**

BOWL...Has twice earned **ALL-PRO** recognition, having been honored following the 1992 and '93 seasons...A consummate professional, he possesses a fine combination of strength, quickness and technique in developing into an outstanding tackle who excels in all facets of run and pass blocking...Has been a durable performer, having missed just four games in his seven years in the League...Has been a starter in 100 of his 104 career games...Signed a contract late last season that guarantees his services through the 1997 season.

ACQUIRED: Niners' No. 1A choice in 1987 (RB Terrence Flagler was 1B)...Second line-man taken (behind John Clay, 15th - L.A. Raiders) and 22nd overall pick in the first round.

1993: Enjoyed one of his best seasons to date, concluding with his selection as a starter to the **1994 PRO BOWL**, marking his first trip to Hawaii...Also was named first-team **ALL-PRO**...Had some early season misfortune as he suffered a right knee sprain in training camp (8-14) that kept him out of action for nearly four weeks...Inactive at Pittsburgh (9-5) in the season-opener, before bouncing back and playing the entire game at right tackle in games 2-8 and 12-16...Started and played at right tackle, until being replaced by Harry Boatswain late in the second half at Tampa Bay (11-14), vs. New Orleans (11-22) and at L.A. Rams (11-28)...**POSTSEASON:** Started and played the entire game at right tackle vs. N.Y. Giants in the NFC Divisional Playoff Game (1-15) and at Dallas in the NFC Championship (1-23).

1992: Began to receive overdue recognition following the '92 season as he was named to several **ALL-PRO** teams...Started 13 games at right tackle, playing the entire way in games 2; 4-8; and 10-12...Replaced by Harry Boatswain in the final minutes at N.Y. Giants (9-6), at N.Y. Jets (9-20), and at Atlanta (11-9)...Suffered a left knee sprain in the second quarter vs. Miami (12-6)...That injury put him on the inactive list for the next three games; at Minnesota (12-13), vs. Tampa Bay (12-19) and vs. Detroit (12-28)...Those contests were the first he had missed during his career, snapping a streak of 89 consecutive games played dating back to his rookie season in 1987...Returned to health in time for the playoffs, starting and playing every offensive snap vs. Washington in the NFC Divisional Playoff (1-9) and vs. Dallas in the NFC Championship (1-17).

1991: Named **SPORTS ILLUSTRATED ALL-PRO**...Played the entire game at right tackle in games 1-3, 5-6, and 8-16...Started and was replaced by Frank Pollack at right tackle late in the contest vs. L.A. Rams (9-22) and vs. Detroit (10-20).

1990: Selected to **FOOTBALL NEWS' ALL-PRO** squad...Switched to right guard in season opener at New Orleans (9-10), after playing center throughout camp, due to injuries and holdouts among the offensive linemen.

1989: Started games 1-3 at right tackle...Started at right guard vs. L.A. Rams (10-1), but moved to right tackle to open the second half...Ligament damage in his right thumb (suffered vs. Green Bay, 11-19) required two surgeries: Nov. 21 and Dec. 5.

1988: Started 15 games at right tackle...Did not start vs. Detroit (10-2) due to a right ankle injury, but played most of the contest.

1987: UPI, PRO FOOTBALL WEEKLY, and PRO FOOTBALL WRITERS ALL-ROOKIE... His first NFL start came at L.A. Rams (11-1), replacing injured Keith Fahnhorst (neck)... Held the starting duties for the remainder of the season.

COLLEGE: Atlantic Coast Conference's Outstanding Offensive Lineman, All-ACC, and Academic All-ACC in '86...Four-year letterman, who began his sophomore season as the Tar Heels' starting center, before moving to left tackle at mid-season for the remainder of his collegiate career...Named to various All-America teams, including the NCAA's All-America Scholar/Athlete Team...Added 15 pounds prior to the start of his final season...Started every game as a junior in '85 and received Academic All-ACC honors...Played in the Japan Bowl.

PERSONAL: Born Harris Scott Barton in Atlanta, GA, and was county MVP his senior season at Dunwoody High...Also participated in basketball and wrestling...Volunteer speaker at Bay Area colleges and Jewish groups during the offseason...Single, he lives in Palo Alto, CA.

BARTON'S NFL HONORS: Pro Bowl - 1994; All-Rookie - 1987; All-Pro - 1992-1993; Sports Illustrated All-Pro - 1991, 1992.

BARTON'S PRO STATS: REGULAR SEASON GAMES/STARTS - 1987 (12/9), 1988 (16/15), 1989 (16/16), 1990 (16/16), 1991 (16/16), 1992 (13/13), 1993 (15/15), CAREER (104/100); POSTSEASON GAMES/STARTS - 1987 (1/1), 1988 (3/3), 1989 (3/3), 1990 (2/2), 1992 (2/2), 1993 (2/2), CAREER (13/13); TACKLES - 1988 (1), 1989 (1), 1990 (1), 1991 (1), CAREER (4).

Sanjay Beach • 83

WIDE RECEIVER COLORADO STATE 4TH YEAR
HT: 6-1 WT: 194 BORN: 2-21-66 (FA IN '94)



CAREER: Sanjay Beach is a dependable, sure-handed pass catcher who is familiar with the 49ers' offense...Adds depth at the position, having spent the 1993 season as the team's No. 3 receiver...Spent the '91 campaign with the 49ers as a reserve, prior to signing with Green Bay in '92.

ACQUIRED: Signed with the 49ers as a free agent in 1994...Originally began his NFL career with Dallas as a free agent in 1988, but was released during training camp.

1993: Played in all four preseason games with Green Bay, before injuring his left hamstring in the exhibition finale vs. Indianapolis (8-27)...Finished the preseason with eight receptions, including a pair of touchdowns...Inactive for the first three regular season games, before being released Sept. 27...Signed by the 49ers Oct. 27...Played in nine games for the 49ers, appearing on special teams as well as on offense...Contributed a pair of special teams tackles, while also playing from scrimmage vs. L.A. Rams (10-31)...Totaled a **CAREER-HIGH 37** receiving yards on two catches, including his first touchdown reception of the season (20 yards) at Detroit (12-19)...Also credited with a special teams fumble recovery in that game...**POSTSEASON:** Appeared on special teams vs. N.Y. Giants in the NFC Divisional Playoff Game (1-15) and at Dallas in the NFC Championship Game (1-23)...Released at the end of the season.

1992: Signed by Green Bay as a Plan B free agent from San Francisco...Started the first 11 games of the season for the Packers...His 17 receptions during the campaign placed him fifth on the team...Recorded first career NFL touchdown on a four-yard reception vs. Minnesota (9-6)...Hauled in a **CAREER-HIGH** five passes at Atlanta (10-14)...His recovery of an onside kick with under 2:00 remaining helped seal a 16-14 win at Houston (12-13).



Player Profiles

1991: Played in all 16 games as a backup with the 49ers...Finished the season with four receptions for 43 yards...Also returned 10 punts for 53 yards and two kickoffs for 37 yards.

1989-90: Member of the New York Jets' developmental squad in 1989...Activated for one game that season...Signed with the 49ers prior to training camp in '90...Played in three preseason games, but was released Aug. 31...Signed to the Niners' practice squad Oct. 1 for the remainder of the season.

COLLEGE: Four-year letterman at Colorado State...Totaled 85 receptions for 1,074 yards and three TDs during his career with the Rams...Selected second-team All-WAC as a kick returner as a senior in 1987...Had a 99-yard TD return that season...Majored in speech communications.

PERSONAL: Born Sanjay Ragiv Beach at Clark Air Force Base in the Philippines...Son of a Jamaican-born U.S. Air Force sergeant...Mother is from India...Name Sanjay means "sun" in Indian...Played football and participated in track & field at Chandler (AZ) High...Selected all-state and named Scholar Athlete-of-the-Year as a senior...Worked as a production assistant at a Long Island TV station after '89 season...Plans an eventual law career and has been accepted at the University of San Francisco Law School...Active in community service, having worked with Bay Area LUPUS Foundation, Omega Boy's Club in San Francisco and the Salvation Army...He and his wife, Kristy, have a daughter: Kalpana (10-18-92).

BEACH'S PRO STATISTICS Receiving

Year	G/S	No.	Yds.	Avg.	Long	TD
(N.Y. Jets)						
1989	1/0	0	0	0.0	0	0
(S.F. 49ers)						
1991	16/0	4	43	10.8	20	0
(Green Bay)						
1992	16/11	17	122	7.2	20	1
(S.F. 49ers)						
1993	9/0	5	59	11.8	20t	1
Career	42/11	26	224	8.6	20t	2
Playoffs						
1993	2/0	0	0	0.0	0	0

OTHER STATS: PUNT RETURNS - 1991 (10 for 53), KICKOFF RETURNS - 1991 (2 for 37), TACKLES - 1989 (1), 1992 (2), 1993 (5), CAREER (8), FUMBLE RECOVERIES - 1992 (1).

BEACH'S NFL BESTS

RECEPTIONS - 5 (at Atlanta - 10-4-92)

RECEIVING YARDS - 37 (at Detroit - 12-19-93)

LONG RECEPTION - 20 (twice: vs. Detroit - 12-6-92 & at Detroit - 12-19-93)

TD RECEPTIONS - 1 (twice: vs. Minnesota - 9-6-92 & at Detroit - 12-19-93)

LONG TD RECEPTION - 20 (at Detroit - 12-19-93)

PUNT RETURNS - 3 (twice: at Philadelphia - 10-27-91 & at Atlanta - 11-3-91)

PUNT RETURN YARDS - 23 (at Philadelphia - 10-27-91)

LONG PUNT RETURN - 15 (vs. San Diego - 9-8-91)

KICKOFF RETURNS - 1 (twice: vs. Detroit - 10-20-91 & at L.A. Rams - 11-25-91)

LONG KICKOFF RETURN - 23 (vs. Detroit - 10-20-91)

Harry Boatswain • 65

GUARD-TACKLE NEW HAVEN 4TH YEAR
HT: 6-4 WT: 295 BORN: 6-26-69 (D-5B IN '91)



CAREER: After three seasons of learning the nuances of the 49ers' offense and gaining valuable game experience, Harry Boatswain is a talented lineman with a bright future...Will compete for starting duties at left guard after serving as the primary backup at both the left and right tackle positions...Has started a total of four games over the past two seasons, filling in when injuries struck along the offensive front.

ACQUIRED: Selected by the 49ers in the fifth round (138th overall) of the 1991 draft... First New Haven player ever taken by the Niners.

1993: Played in all 16 games, seeing action in each one on special teams, in addition to seeing action on the offensive line on eight occasions...Started the season-opener at right tackle in place of injured Harris Barton (L knee) at Pittsburgh (9-5)...Replaced Steve Wallace (concussion) at left tackle in the first quarter and played the remainder of the game vs. Atlanta (9-19)...Relieved Barton at right tackle late in the second half at Tampa Bay (11-14), vs. New Orleans (11-22) and at L.A. Rams (11-28)...Replaced Wallace (R ankle) at left tackle in the third quarter vs. Cincinnati (12-5)...Started at left tackle in place of the injured Wallace (R ankle) at Atlanta (12-11)...Replaced Wallace at left tackle at the beginning of the fourth quarter at Detroit (12-19)...**POSTSEASON:** Appeared on special teams vs. N.Y. Giants in the NFC Divisional Playoff (1-15)...Replaced Steve Wallace (R knee) at left tackle during portions of the NFC title game at Dallas (1-23).

1992: Appeared on special teams throughout the season, while also toiling along the offensive line in eight games...Replaced Harris Barton at right tackle in the fourth quarter at N.Y. Giants (9-6), at N.Y. Jets (9-20), and at Atlanta (11-9)...Relieved Steve Wallace at left tackle in the fourth quarter vs. Atlanta (10-18)...Replaced Barton (L knee) at right tackle late in the second quarter vs. Miami (12-6)...Relieved Ralph Tamm (L knee) at right tackle in the second quarter at Minnesota (12-13)...Made first two NFL starts at right tackle vs. Tampa Bay (12-19) and vs. Detroit (12-28)...Limited to special teams duty during the playoffs vs. Washington (1-9) and vs. Dallas in the NFC Championship Game (1-17).

1991: Placed on Injured Reserve Aug. 27 and remained out of action for the season, due to back and knee injuries suffered in the final preseason game at Seattle (8-23)... Subbed at right tackle in all five preseason games.

COLLEGE: All-New England selection for New Haven College in 1989 and '90, also being tabbed All-ECAC as a senior in '90...Volunteered to substitute on the defensive line during the final game of his collegiate career...A freshman defensive lineman, he switched to the offensive line during spring drills as a sophomore...Graduated in four years, earning a degree in business administration and marketing.

PERSONAL: Born Harry Kwane Boatswain in Brooklyn, NY, where he was a two-time all-city selection at James Madison High...Single, he lives in Brooklyn during the offseason and Santa Clara during the season.

BOATSWAIN'S PRO STATS: REGULAR SEASON GAMES/STARTS - 1991 (0/0), 1992 (16/2), 1993 (16/2), CAREER (32/4); POSTSEASON GAMES/STARTS - 1992 (2/0), 1993 (2/0), CAREER (4/0).



Brian Bollinger • 71

GUARD **NORTH CAROLINA** **3RD YEAR**
HT: 6-5 **WT: 285** **BORN: 11-21-68** **(D-3 IN '92)**

CAREER: After spending the first two seasons of his career as an understudy at the guard position, Brian Bollinger will have an opportunity to challenge for the starting position on the left side...Talented lineman who has the quickness and mobility needed to be an effective pulling guard in the 49ers' system...Has not played a lot from scrimmage, seeing duty up front in only 12 games during his brief career.

ACQUIRED: Selected by the 49ers in the third round (76th overall) of the 1992 draft.

1993: Played in all 16 games on special teams, while seeing duty on the offensive line in eight games...Appeared on special teams and replaced Guy McIntyre at left guard on the game's final play vs. L.A. Rams (10-31)...Replaced McIntyre at left guard late in the second half at Tampa Bay (11-14) and vs. New Orleans (11-22)...Relieved Ralph Tamm at right guard in the second half at L.A. Rams (11-28)...Replaced McIntyre at left guard early in the fourth quarter at Detroit (12-19)...**POSTSEASON:** Appeared on special teams vs. N.Y. Giants in the NFC Divisional Playoff (1-15) and at Dallas in the NFC Championship (1-23).

1992: Named to the **COLLEGE AND PRO FOOTBALL NEWSWEEKLY ALL-ROOKIE TEAM**...Replaced Roy Foster at right guard in the fourth quarter at N.Y. Giants (9-6), at N.Y. Jets (9-20), vs. Atlanta (10-18) and at Atlanta (11-9)...Appeared on special teams throughout the year...Appeared on special teams vs. Washington in the NFC Divisional Playoff Game (1-9) and vs. Dallas in the NFC Championship Game (1-17).

COLLEGE: A four-year letterman at North Carolina...Earned All-Atlantic Coast Conference and third-team All-America selection as a senior at North Carolina...Topped all UNC starters with an 81 percent grade for blocking consistency...Honorable mention All-America and second team All-ACC choice as a junior, his first year as an offensive guard...Began his career as a tight end...Communications major.

PERSONAL: Full name is Brian Reid Bollinger...Born in Melbourne, FL, where he lettered as a tight end/defensive end at Melbourne High...Did not begin playing football until his junior year...Helped his team win two division titles...Married, he and his wife, Donna, live in Santa Clara, CA.

BOLLINGER'S PRO STATS: REGULAR SEASON GAMES/STARTS - 1992 (16/0), 1993 (16/0), CAREER - (32/0); POSTSEASON GAMES/STARTS - 1992 (2/0), 1993 (2/0), CAREER - (4/0).



Dennis Brown • 96

DEFENSIVE END **WASHINGTON** **5TH YEAR**
HT: 6-4 **WT: 290** **BORN: 11-6-67** **(D-2A IN '90)**

CAREER: San Francisco is counting on more seasons from Dennis Brown similar to the one he posted in 1993 when he firmly established himself as a top-flight defensive end...Possesses an impressive combination of strength and quick-

ness that makes him a formidable foe for opposing offensive linemen...Has improved during each of his seasons in the NFL, suggesting that he could be ready to take his place among the League's elite defensive linemen.

ACQUIRED: Drafted by the 49ers in the second round (47th overall) in the 1990 draft on a pick acquired from Minnesota via Dallas in a trade.

1993: Posted the best season of his career to date, starting all 16 games on his way to racking up a **CAREER-HIGH** 58 tackles, including 5.5 sacks for 35 yards...Tackle total was second among the team's defensive linemen, trailing only DT Dana Stubblefield...Started at left end and was credited with five tackles, including a **CAREER-HIGH** 1.5 sacks for two yards, and forced a fumble at Pittsburgh (9-5)...Registered five tackles at Cleveland (9-13)...Recorded four solo stops, including a sack for five yards, vs. Atlanta (9-19)...Contributed three tackles, and a sack for nine yards at New Orleans (9-26)...Totaled a **CAREER-HIGH** eight tackles at Dallas (10-17)...Posted three tackles, including half a sack for six yards vs. Phoenix (10-24)...Registered six solo stops and batted down a pass at the line of scrimmage vs. L.A. Rams (10-31)...Had half a sack for 3.5 yards and knocked down a pass at the line of scrimmage at Tampa Bay (11-14)...Totaled three tackles and a pass defended vs. New Orleans (11-22) and vs. Cincinnati (12-5)...Tallied seven tackles, including a sack for six yards, batted down a pass and forced a fumble at Atlanta (12-11)...Tallied three tackles and deflected two passes vs. Philadelphia (1-3)...**POSTSEASON:** Contributed a pair of tackles vs. N.Y. Giants in the NFC Divisional Playoff Game (1-15)...Totaled seven stops, including a sack for seven yards at Dallas in the NFC Championship Game (1-23).

1992: Played in 15 games, two of which he started at right end...Season totals included 36 total stops and 3.5 sacks for 31.5 yards...Was in the starting lineup at right end for the first two games of the season, posting five tackles, including a sack for nine yards, at N.Y. Giants (9-6)...Registered a pair of tackles the following week vs. Buffalo (9-13)...Credited with three stops and batted down a pass at the line of scrimmage at N.Y. Jets (9-20)...Posted two tackles at New Orleans (9-27)...Had first career interception and blocked a PAT at New England (10-11), while also sharing a sack (with Tim Harris) for 5.5 yards...Recorded three stops at Phoenix (11-1)...Had a sack for eight yards at Atlanta (11-9)...Credited with three tackles vs. Tampa Bay (12-19)...Started at right end in place of Kevin Fagan (R elbow) and posted five tackles, including a sack for nine yards, vs. Detroit (12-28)...Recorded three tackles, including one sack for four yards, and batted down a pass vs. Washington in the NFC Divisional Playoff Game (1-9)...Totaled four tackles, including a sack for five yards, and forced a fumble vs. Dallas in the NFC Championship Game (1-17).

1991: Began to establish himself as a major contributor along the 49ers' defensive line, playing in all 16 games...Had 38 tackles for the season, three of which were sacks...Was in the starting lineup four times, including his first NFL start at left end in place of injured Pierce Holt (R knee) vs. L.A. Rams (9-22). Had a big afternoon in that game, posting five tackles and knocking down a pass...Made three consecutive starts later in the season, recording two tackles that included a sack for three yards at Philadelphia (10-27)...Registered a **SEASON-HIGH** six tackles at Atlanta (11-3)...Credited with a single tackle and one pass defended at New Orleans...Other season highlights included a forced fumble at the Rams (11-25) and five tackles at Seattle (12-8).

1990: Had an impact in 15 games as a rookie...Credited with an amazing six sacks for 50 yards among his season total of nine stops...Made his first NFL sack vs. Cleveland (10-28)...Recorded sacks in each of the next three games: at Green Bay (11-4); at Dallas (11-11); and vs. Tampa Bay (11-18)...Also credited with sacks vs. N.Y. Giants (12-3) at L.A. Rams (12-17).



Player Profiles

COLLEGE: Two-time Outland Trophy nominee at Washington...Played in the East-West Shrine Game...All-Pac-10 and second-team All-America as a junior in '88...Set career highs in '87 with 72 total tackles, including nine sacks...His 97 yards in losses were the second best single-season total in school history...Starter for most of his freshman year in '86... Majored in anthropology.

PERSONAL: Full name is Dennis Trammel Brown...Born in Los Angeles, CA...Played football and participated in track & field (shot put) at Long Beach (CA) Jordan High...All-city selection in football in each of his three seasons...Second of three children...Father is a Southern Baptist minister in Los Angeles...He and his wife, Danielle, have a daughter Darianne Kathleen (3-27-93) and live in Cupertino, CA.

BROWN'S PRO STATISTICS

Year	G/S	Tot.	Tackles Solo	Ast.	Sacks No./Yds.	Interceptions No./Yds.	Fumbles Rec./Yds.
1990	15/0	9	8	1	6/50	0/0	0/0
1991	16/4	38	26	12	3/14	0/0	0/0
1992	15/2	36	27	9	3.5/31.5	1/0	0/0
1993	16/16	58	49	9	5.5/35.5	0/0	0/0
Career	62/22	141	110	31	18/131	1/0	0/0
Playoffs							
1990	2/0	2	2	0	0/0	0/0	0/0
1992	2/0	8	5	3	2/9	0/0	0/0
1993	2/2	9	8	1	1/7	0/0	0/0
Total	6/2	19	15	4	3/16	0/0	0/0

OTHER STATS: FORCED FUMBLES - 1990 (1), 1991 (2), CAREER (3); PASSES DEFENSED - 1991 (5), 1992 (2), 1993 (8), CAREER (15).

BROWN'S NFL BESTS

TOTAL TACKLES - 8 (at Dallas - 10-17-93)

SOLO - 7 (at Dallas - 10-17-93)

ASSISTS - 4 (at Seattle - 12-8-91)

SACKS - 1.5 (at Pittsburgh - 9-5-93)

YARDS - 13 (vs. Tampa Bay - 11-18-90)

INTERCEPTIONS - 1 (at New England - 10-11-92)

PASSES DEFENSED - 2 (vs. Philadelphia - 1-3-94)

FORCED FUMBLES - 1 (several times)

BLOCKED EXTRA POINTS - 1 (at New England - 10-11-92)

Junior Bryant • 66

DEFENSIVE END NOTRE DAME 1ST YEAR
HT: 6-4 WT: 275 BORN: 1-16-71 (FA IN '93)

CAREER: Junior Bryant is looking to make a contribution on the 49ers defense in 1994, after spending the '93 campaign as a member of the practice squad...Has good quickness and size, in addition to impressing the coaching staff with his work habits.

ACQUIRED: Signed with the 49ers as a free agent in 1993.

1993: Spent the entire 1993 season as a member of the 49ers' practice squad.

COLLEGE: Lettered all four years at Notre Dame...Played primarily on special teams as



a freshman and sophomore, before starting in nine games as a junior and racking up 27 tackles...Suffered through an injury-plagued senior season in 1992, posting only seven tackles for the season.

PERSONAL: Full name is Edward E. Bryant Jr....Born and raised in Omaha, NE, where he earned all-state and All-America honors as a senior at Creighton Prep...Single, he lives in Omaha, NE in the offseason and San Jose, CA during the season.

Dexter Carter • 35

RUNNING BACK FLORIDA STATE 5TH YEAR
HT: 5-9 WT: 170 BORN: 9-15-67 (D-1 IN '90)



CAREER: Dexter Carter emerged in 1993 as one of the NFL's premier multi-purpose running backs...An exciting performer who gives the team an additional breakaway threat as either a runner or receiver from scrimmage, while being capable of going the distance as a return specialist...Has five NFL TDs of 50 or more yards, including three runs from scrimmage, a kickoff return and a punt return.

ACQUIRED: Drafted by the 49ers in the first round of the 1990 draft (25th overall)...First running back taken in the first round by the 49ers since Earl Cooper in 1980.

1993: Enjoyed a fine all-around performance as he added punt returns to his duties and finished No. 2 in the NFC with a 12.1-yard punt return average...Returned three punts 17 yards, and was used as a kickoff returner at Pittsburgh (9-5)...Moved into sixth place on the 49ers' all-time kickoff return yardage list (1,635), surpassing Doug Cunningham (1,613) vs. Atlanta (9-19)...Established a **CAREER-HIGH** 131 punt return yards on an **NFL SEASON-HIGH** five returns, including a **CAREER-LONG** 72-yard return for a TD vs. Minnesota (10-3), en route to being named **NFC SPECIAL TEAMS PLAYER-OF-THE-WEEK**...Also logged five punt returns at L.A. Rams (11-28)...Had a 50-yard touchdown run late in the fourth quarter at Detroit (12-19)...Accumulated a **CAREER-HIGH** 191 kickoff return yards on six run backs, including a season-long 60-yard return, vs. Philadelphia (1-3)...Also had 43 rushing/receiving yards against the Eagles...**POSTSEASON:** Had a pair of kickoff returns, including a 31-yarder, vs. N.Y. Giants in the NFC Divisional Playoff Game (1-15)...Appeared on special teams at Dallas in the NFC Championship Game (1-23).

1992: Missed the entire preseason due to a cracked bone in his right shoulder suffered in training camp July 25...Placed on Injured Reserve Sept. 1...Activated from I.R. Nov. 21...Returned two kickoffs 55 yards, including a long of 32, at L.A. Rams (11-22)...Had a **CAREER-LONG** 43-yard touchdown reception vs. Philadelphia (11-29)...Carried four times for nine yards vs. Miami (12-6), before injuring his left knee...Had arthroscopic surgery Dec. 8 and was placed on I.R. Dec. 10.

1991: Established a **CAREER HIGH** with 839 kickoff return yards...Returned three kickoffs vs. San Diego (9-8), including a then career-best 52-yarder...Had 167 kickoff return yards while tying a **TEAM RECORD** with his seven returns vs. Atlanta (10-13)...Had a season-high 14 rushes for 38 yards and a three-yard TD run at L.A. Rams (11-25)...His finest day as a pro came vs. New Orleans (12-1) as he returned a kickoff 98 yards for a TD (one of three kick returns for 134 yards) and caught an 11-yard scoring pass (one of four catches for 45 yards) as he posted the first multiple-TD game of his NFL career...His long rush of the season was a 53-yard scoring effort vs. Kansas City (12-14) as he finished with 81 yards on 11 carries.

1990: **TEAM LEADER** with 460 rushing yards...**NFL LEADER** among rookie running backs in all-purpose yardage with 1,460 yards (460 rushing, 217 receiving, 783 return



Player Profiles

yards)...His first NFL start came at Atlanta (10-14)...Rushed for a **CAREER-HIGH** 124 yards on 13 carries, including a **TEAM SEASON-LONG** and **CAREER-LONG** 74-yard TD run.

COLLEGE: Came on strong as a senior at Florida State in 1989 after assuming full-time duties at tailback...Team leader with 684 rushing yards and 5.2 average per carry...Selected honorable mention All-America...Back-up to Sammie Smith (Dolphins' No. 1 selection in '89) as a junior...Seminoles' No. 2 rusher as a sophomore in '87 (679 yards)...Played as a true freshman in '86.

PERSONAL: Full name is Dexter Anthony Carter...Born and raised in Baxley, GA, where he attended Appling County High...Football MVP during his senior season...Also participated in baseball and track & field...On the wrestling team as a sophomore...Third of five children...He lives during the season in Sunnyvale, CA, and spends the offseason in Fort Lauderdale, FL.

CARTER'S PRO STATISTICS

Year	G/S	Att.	Rushing				No.	Receiving			
			Yds	Avg.	Long	TD		Yds.	Avg.	Long	TD
1990	16/5	114	460	4.0	74t	1	25	217	8.7	26	0
1991	16/15	85	379	4.5	53t	2	23	253	11.0	26	1
1992	3/0	4	9	2.3	6	0	1	43	43.0	43t	1
1993	16/0	10	72	7.2	50t	1	3	40	13.3	14	0
Career	51/20	213	920	4.3	74t	4	52	553	10.6	43t	2
Playoffs											
1990	2/0	0	0	0.0	0	0	0	0	0.0	0	0
1992					— Injured Reserve —						
1993	2/0	0	0	0.0	0	0	0	0	0.0	0	0
Total	4/0	0	0	0.0	0	0	0	0	0.0	0	0

Year	G/S	Kickoff Returns					No.	Punt Returns			
		No.	Yds.	Avg.	Long	TD		Yds.	Avg.	Long	TD
1990	16/5	41	783	19.1	35	0	0	0	0.0	0	0
1991	16/15	37	839	22.7	98t	1	0	0	0.0	0	0
1992	3/0	2	55	27.5	32	0	0	0	0.0	0	0
1993	16/0	25	494	19.8	60	0	34	411	12.1	72t	1
Career	51/20	105	2171	20.7	98t	1	34	411	12.1	72t	1
Playoffs											
1990	2/0	4	93	23.3	28	0	0	0	0	0	0
1992					— Injured Reserve —						
1993	2/0	4	62	15.5	20	0	3	48	16.0	31	0
Total	4/0	8	155	19.4	28	0	3	48	16.0	31	0

CARTER'S NFL BESTS

RUSHES - 17 (twice: vs. Pittsburgh - 10-21-90 & vs. Cleveland - 10-28-90)
RUSHING YARDS - 124 (at L.A. Rams - 12-17-90)
LONG RUSH - 74t (at L.A. Rams - 12-17-90)
TD RUSHES - 1 (twice: at L.A. Rams - 11-25-91 & vs. Kansas City - 12-14-91)
RECEPTIONS - 7 (vs. Pittsburgh - 10-21-90)
RECEIVING YARDS - 57 (vs. Pittsburgh - 10-21-90)
LONG RECEPTION - 26 (at Green Bay - 11-4-90)
TD RECEPTIONS - 1 (twice: vs. New Orleans - 12-1-91 & vs. Philadelphia - 11-29-92)
KICKOFF RETURNS - 7 (vs. Atlanta - 10-13-91)
KICKOFF RETURN YARDS - 191 (vs. Philadelphia - 1-3-94)
LONG KICKOFF RETURN - 98t (vs. New Orleans - 12-1-91)
KICKOFFS RETURNED FOR TD - 1 (vs. New Orleans - 12-1-91)
PUNT RETURNS - 5 (twice: vs. Minnesota - 10-3-93 & at L.A. Rams - 11-28-93)
PUNT RETURN YARDS - 13t (vs. Minnesota - 10-3-93)
LONG PUNT RETURN - 72t (vs. Minnesota - 10-3-93)
PUNT RETURNED FOR TD - 1 (vs. Minnesota - 10-3-93)
TACKLES - 1 (at Green Bay - 11-4-90)
100+ YARDAGE GAMES - (1) 124 (at L.A. Rams - 11-25-90)

Chris Dalman • 50

CENTER/GUARD STANFORD 2ND YEAR
HT: 6-3 WT: 285 BORN: 3-15-70 (D-6 IN '94)



CAREER: Chris Dalman is an athletic and versatile performer who provides the 49ers with depth and flexibility along the offensive line...Has the skill to play every position along the line, but has concentrated primarily on center and guard during his brief NFL career...Possesses good blocking techniques for both the run and the pass.

ACQUIRED: Drafted by the 49ers in sixth round (156th overall) of the 1993 draft.

1993: Appeared in 15 games, seeing action on special teams throughout the season...Saw his first NFL action from scrimmage when he replaced Jesse Sapolu at center late in the fourth quarter at Tampa Bay (11-14)...Relieved Sapolu at center in the second half vs. New Orleans (11-22), at L.A. Rams (11-28) and at Detroit (12-19)...Inactive vs. Houston (12-25)...**POSTSEASON:** Appeared on special teams vs. N.Y. Giants in the NFC Divisional Playoff Game (1-15) and at Dallas in the NFC Championship Game (1-23).

COLLEGE: A three-year starter on the offensive line at Stanford, where he was an All-Pac-10 selection as a senior...Played in the East-West Shrine All-Star Classic...Played guard, center and tackle at various times during his career...Earned four letters for the Cardinal...Redshirted as a true freshman in '88...Graduated with a political science degree.

PERSONAL: Full name is Chris William Dalman...Born and raised in Salinas, CA, where he was tabbed Lineman-of-the-Year and All-Mission Trail Athletic League as a senior at Palma High...Recognized by the Tacoma Morning News' "Western Top 100"...Also earned All-NorCal and honorable mention all-state...Also an all-conference selection in basketball...Single, he resides in Santa Clara, CA.

DALMAN'S PRO STATISTICS: GAMES/STARTS - 1993 (15/0); POSTSEASON GAMES/STARTS - 1993 (2/0).

Eric Davis • 25

CORNERBACK JACKSONVILLE STATE 5TH YEAR
HT: 5-11 WT: 178 BORN: 1-26-68 (D-2B IN '90)



CAREER: Eric Davis, after two outstanding seasons as San Francisco's starting left cornerback, has established himself as a solid defender capable of making big plays...A tough, strong-willed competitor who seems to always be in on the action...Has started every game over the past two campaigns after missing 14 games in 1991 with a career-threatening shoulder injury...Recovered to become full-time starter in '92...Has eight career interceptions and has two scoring plays to his credit, one on an interception return and the other on a fumble recovery.

ACQUIRED: Chosen by the Niners in the second round (53rd overall) of the 1990 draft, becoming the highest drafted player in Jacksonville State history (previous JSU player selected was Keith McKeller, ninth round - 1987/Bufalo).



1993: Enjoyed his best season in four years in the League...Started all 16 regular season games...Had **CAREER HIGHS** in all of the major defensive categories, including his 69 tackles...**TEAM LEADER** in passes defended (21) and was second with four interceptions (behind Michael McGruder's six)...Totaled four tackles and two passes defended at Pittsburgh (9-5)...Registered six tackles and a pass defended at Cleveland (9-13)...Credited with five solo tackles and a pass defended vs. Atlanta (9-19) and at New Orleans (9-26)...Named **NFC DEFENSIVE PLAYER-OF-THE MONTH** for October after an impressive five-game run in which he returned an interception 41 yards for his first NFL touchdown and posted three tackles vs. Minnesota (10-3); returned a fumble 47 yards for a touchdown, totaled five tackles, and had a pair of passes defended at Dallas (10-17); tallied a **CAREER-HIGH** 11 tackles and two passes defended, including an interception in the end zone, vs. Phoenix (10-24); and contributed four tackles vs. L.A. Rams (10-31)...Totaled six tackles and forced a fumble at Tampa Bay (11-14)...Had two tackles and a pair of passes defended, including an interception, vs. New Orleans (11-22)...Contributed a pair of passes defended, including an interception in the end zone, vs. Cincinnati (12-5)...Tallied five tackles and had two passes defended at Atlanta (12-11)...Posted six solo tackles vs. Philadelphia (1-3)...**POSTSEASON:** Totaled three tackles and two passes defended, including an interception that he returned for four yards vs. N.Y. Giants in the NFC Divisional Playoff (1-15)...Credited with five tackles at Dallas in the NFC title game (1-23).

1992: Bounced back from a severe shoulder injury in '91 to earn a starting position in all 16 games, earning the 49ers' **ED BLOCK COURAGE AWARD** in voting by his teammates...Proved himself worthy, coming through with 61 tackles, three interceptions and 11 passes defended...Had several outstanding performances including three tackles, two passes defended — one in the end zone, and recovered a fumble at N.Y. Giants (9-6)...Credited with 10 tackles at N.Y. Jets (9-20)...Made the game-clinching interception in the end zone with :10 remaining at New Orleans (9-27), to go along with six tackles and a fumble recovery...Posted four tackles and intercepted a pass that he returned 37 yards vs. Atlanta (10-18)...Posted three tackles and returned an interception 15 yards at Atlanta (11-9)...Recorded five tackles vs. Tampa Bay (12-19)...**TEAM LEADER** with 12 total tackles during the postseason, including four stops and two passes defended, including his first career post-season interception, vs. Washington in divisional action (1-9)...Had a team-high eight tackles and a pass defended vs. Dallas in the NFC Championship (1-17).

1991: Earned the starting nod at left cornerback with an impressive preseason...Made his first NFL start and registered five tackles at N.Y. Giants (9-2)...Started the following week and was credited with five tackles, before leaving the game with a left arm/shoulder contusion vs. San Diego (9-8)...Placed on Injured Reserve Sept. 11, and had surgery Sept. 12 to repair torn muscles in his left shoulder.

1990: Recorded a tackle and a TD-saving pass defended at the goal line in his first NFL game at New Orleans (9-10)...Had his first NFL interception on the final play of regulation to force overtime at Cincinnati (12-9).

COLLEGE: All-Gulf South Conference and Division II All-American as a senior at Jacksonville State, when he had six interceptions and 12 passes defended...Lettered four seasons as a safety and cornerback...Had a 90-yard interception return for a score vs. West Georgia in '89...Majored in marketing.

PERSONAL: Born Eric Wayne Davis in Anniston, AL, where he played quarterback and had a personal record 24'-9" long jump in track & field at Anniston High...Fourth of five children...Married, he and his wife, Serena, live in San Jose, CA.

Player Profiles



DAVIS' PRO STATISTICS

Year	G/S	Tot.	Tackles		Interceptions		Fumbles Rec./Yds.
			Solo	Asst.	No./Yds.	Pass Def.	
1990	16/0	21	20	1	1/13	5	1/34
1991	2/2	10	9	1	0/0	0	0/0
1992	16/16	61	58	3	3/52	11	2/0
1993	16/16	69	63	6	4/45	21	1/47t
Career	50/34	161	150	11	8/110	37	4/81
Playoffs							
1990	2/0	3	2	1	0/0	1	0/0
1992	2/2	12	10	2	1/2	3	0/0
1993	2/2	8	7	1	1/4	2	0/0
Total	6/4	23	19	4	2/6	6	0/0

OTHER STATS: FORCED FUMBLES - 1990 (2), 1993 (1), CAREER (3).

DAVIS' NFL BESTS

TOTAL TACKLES - 11 (vs. Phoenix - 10-24-93)
SOLO - 10 (twice: at N.Y. Jets - 9-20-92 & vs. Phoenix - 10-24-93)
ASSISTS - 2 (at Pittsburgh - 9-5-93)
INTERCEPTIONS - 1 (several times)
INTERCEPTION RETURN YARDS - 41 (vs. Minnesota - 10-3-93)
LONG INTERCEPTION RETURN - 41t (vs. Minnesota - 10-3-93)
INTERCEPTION RETURNED FOR TD - 1 (vs. Minnesota - 10-3-93)
PASSES DEFENSED - 4 (vs. Minnesota - 10-3-93)
FORCED FUMBLES - 1 (several times)
FUMBLE RECOVERIES - 1 (several times)
FUMBLE RETURN YARDS - 47 (at Dallas - 10-17-93)
LONG FUMBLE RETURN - 47t (at Dallas - 10-17-93)
FUMBLES RETURNED FOR TD - 1 (at Dallas - 10-17-93)

Derrick Deese • 63

GUARD SOUTHERN CALIFORNIA 3RD YEAR
HT: 6-3 WT: 270 BORN: 5-17-70 (FA IN '94)



CAREER: Derrick Deese is a young offensive lineman who the 49ers will look to for providing depth at the guard position... Has impressed the coaching staff with his potential during his two seasons on the roster...Will look to avoid injuries that have plagued his development during his brief NFL career.

ACQUIRED: Signed with the 49ers as a free agent in 1994.

1993: Did not see any playing time in 1993 as he was Inactive Weeks 1-6...Placed on Injured Reserve Oct. 23 due to a broken left wrist...Released at the end of the season.

1992: Missed entire season...Subbed at guard vs. Denver in the preseason (8-3)... Injured left elbow during training camp and was placed on Injured Reserve Aug. 4.

COLLEGE: Suffered through an injury-plagued senior season at Southern California in 1991, coping with both tendonitis in his knee and a dislocated elbow...Earned honorable mention All-Pac-10 honors his junior year...Transferred to USC from El Camino JC in Torrance, CA.

PERSONAL: Born Derrick Deese in Culver City, CA...Attended Culver City (CA) High, where he participated in both football and track & field...Volunteers a lot of his offseason time to charitable children's activities and other community events...Single, he lives in Sunnyvale, CA.



Richard Dent • 95

DEFENSIVE END TENNESSEE STATE 12TH YEAR
HT: 6-5 WT: 265 BORN: 12-13-60 (FA IN '94)

CAREER: Richard Dent, one of the premier pass rushers in NFL history, makes his debut in a 49ers' uniform in 1994, taking over the starting duties at right defensive end...A durable, high-effort performer who ranks No. 2 among active sack leaders with 124.5, trailing only Green Bay's Reggie White (137)...Four-time Pro Bowl selection (1984, '85, '90, '94)...Led Chicago in sacks eight times in 11 years with that club.

ACQUIRED: Signed with the 49ers as a free agent in 1994...Originally drafted by Chicago in the eighth round (No. 203 overall) of the 1983 draft.

1993: Selected to his fourth **PRO BOWL**, capping an outstanding season in which he led the Bears, ranked third in the NFC, and seventh in the NFL with 12.5 sacks, his highest total since 1987...Credited with 64 tackles for the season (43 solos) with three passes defended, one forced fumble and one interception...Started every game for the fourth consecutive season...Named **NFC DEFENSIVE PLAYER-OF-THE-WEEK** with 10 tackles, 2.5 sacks and an interception at Philadelphia (10-10).

1992: Led the Bears with six forced fumbles...Second among the team's defensive linemen with 82 stops...Totaled 8.5 sacks for the season, including one in four consecutive games (10-18 through 11-8)...Credited with seven tackles, a sack and a pass defended vs. N.Y. Giants (9-21)...Season-high 10 stops with an 11-yard sack vs. Cincinnati (11-8)...Registered eight tackles, two forced fumbles and 1.5 sacks at Houston (12-7).

1991: **TEAM LEADER** with 10.5 sacks among his 83 tackles...**NFC DEFENSIVE PLAYER-OF-THE-WEEK** with four tackles, three sacks for 17 yards, one pass defended and an interception at Tampa Bay (12-24)...Had 2.5 sacks in previous meeting vs. the Buccaneers (9-8)...Season-high 10 tackles that included a **CAREER-HIGH** seven solos at Detroit (11-28)...Nine tackles, with a forced fumble and a pass defended in playoff loss at Dallas (12-29).

1990: Named to the **PRO BOWL** for the third time in his career, in addition to **UPI, FOOTBALL NEWS AND PRO FOOTBALL WEEKLY ALL-NFC...TEAM LEADER** with 12 sacks for 101 yards...Posted **CAREER HIGHS** with three interceptions and 13 passes defended...Twice named **NFC DEFENSIVE PLAYER-OF-THE-WEEK** when he made five tackles, two passes defended, one sack and a fumble recovery vs. Minnesota (9-23)...Also received those honors with 10 tackles, two sacks, two passes defended and a fumble recovery vs. Atlanta (11-11)...Returned a fumble 45 yards for a TD and intercepted a pass at Detroit (22-16).

1989: Became the Bears' career sacks leader by taking down Joe Montana in the season-finale at San Francisco (12-24)...Had a pair of nine-tackle performances at Minnesota (12-3) and vs. Green Bay (12-17).

1988: Named **ALL-PRO**, even though he missed the final three games of the season with a fractured left fibula, suffered in the third quarter vs. Green Bay (11-27)...Still finished second on the team with 10.5 sacks among 61 total tackles...Credited with two sacks each vs. Buffalo (10-2), San Francisco (10-24) and Washington (11-13)...Posted a **CAREER-HIGH** 12 tackles at New England (10-30).

1987: Ranked No. 2 in the NFL with 12.5 sacks...Credited with two sacks and a pair of forced fumbles at Tampa Bay (10-25)...Registered two sacks vs. Detroit (11-22)...Tied a **CAREER-HIGH** with 4.5 sacks at L.A. Raiders (12-27).

1983-86: Played in every game as a rookie in 1983 with three starting assignments... Became a permanent starter for the Bears at right end when he started the final 10 games of the 1984 season... Named to the **PRO BOWL** following the '84 campaign in which he set a **TEAM SINGLE-SEASON RECORD** with 17.5 sacks... Also named **ALL-NFC**... Named **NFC DEFENSIVE PLAYER-OF-THE-WEEK** with seven tackles, 4.5 sacks and a fumble recovery vs. L.A. Raiders (11-4-84)... **NFL LEADER** with 17 sacks in 1985 as he was selected to his second **PRO BOWL**... Also selected **AP** and **FOOTBALL WRITERS' ALL-NFL** and **UPI** and **FOOTBALL NEWS ALL-NFC**... Named **SUPER BOWL XX MVP** with three tackles, 1.5 sacks and two forced fumbles... Had 4.5 sacks among nine tackles during the NFC playoffs vs. N.Y. Giants and L.A. Rams... Registered 11.5 sacks during the 1986 campaign, including 7.5 during the final seven games.

COLLEGE: Holds Tennessee State's career sacks record with 39 during his career... Totaled 158 tackles during his four-year career... Majored in commercial arts.

PERSONAL: Full name is Richard Lamar Dent... Born and raised in Atlanta, GA, where he earned all-state football honors at Murphy HS... Active in community service projects, he is the founder of the Mary and Richard Dent Foundation, which assists homeless families in finding permanent housing in the Chicago area... Married, he and his wife, Leslie, have two daughters, Mary Francis (3) and Sarah (1)... The family resides in Chicago during the offseason.

DENT'S PRO STATISTICS

Year	G/S	Tot.	Tackles Solo	Ast.	Sacks No./Yds.	Interceptions No./Yds.	Fumbles Rec./Yds.
(Chicago)							
1983	16/3	12	9	3	3/28	0/0	1/0
1984	16/10	39	31	8	17.5/140	0/0	4/1
1985	16/16	38	33	5	17/133.5	2/10	7/2
1986	15/14	75	30	45	11.5/87	0/0	4/0
1987	12/12	34	18	16	12.5/94	0/0	4/2
1988	13/13	61	31	30	10.5/90	0/0	3/1
1989	15/15	70	37	33	9/64	1/30	2/2
1990	16/16	81	43	38	12/101	3/21	2/3
1991	16/16	84	50	34	10.5/72	1/4	0/1
1992	16/16	82	46	36	8.5/73	0/0	6/1
1993	16/16	64	43	21	12.5/90	1/24	1/0
Career	167/147	640	371	269	124.5/973.5	8/89	34/13
Playoffs							
(Chicago)							
1984	2/2	7	4	3	3/23	0/0	0/0
1985	3/3	12	10	2	6/61	0/0	0/4
1986	1/1	3	2	1	5/4	0/0	0/0
1987	1/1	3	1	2	1/7	0/0	0/0
1988	— Injured Reserve —						
1990	2/2	11	5	6	0/0	0/0	0/0
1991	1/1	9	5	4	0/0	0/0	1/0
Total	10/10	45	27	18	10.5/95	0/0	1/4

OTHER STATS: PASSES DEFENSED - 1984 (1), 1985 (8), 1986 (5), 1987 (3), 1988 (2), 1989 (5), 1990 (13), 1991 (7), 1992 (3).



Player Profiles

DENT'S NFL BESTS

TOTAL TACKLES - 12 (at New England - 10-30-88)
SOLO - 7 twice (vs. L.A. Raiders - 11-4-84; at Detroit - 11-28-91)
SACKS - 4.5 twice (vs. L.A. Raiders - 11-4-84; at L.A. Raiders 12-27-87)
FUMBLE RECOVERIES - 2 several times
PASSES DEFENSED - 3 (vs. Detroit - 12-2-90)

DENT'S NFL HONORS: Pro Bowl - 1984-85, 90, 93; All-Pro - 1988; All-NFC - 1984-85, 90; Super Bowl XX MVP - 1985 Season.



Antonio Goss • 98

LINEBACKER **NORTH CAROLINA** **5TH YEAR**
HT: 6-4 **WT: 228** **BORN: 8-11-66** **(FA IN '94)**

CAREER: Antonio Goss is a hard-working, team-oriented player who has performed well for the 49ers throughout his career...Has earned a reputation for being a special teams stalwart...Served as special teams captain during the 1993 season...Has also filled in capably when called upon for reserve duty at linebacker.

ACQUIRED: Signed with the 49ers as a free agent in 1994...Originally drafted by the 49ers in the 12th round (No. 319 overall) of the 1989 draft.

1993: Played in 14 games, seeing frequent action on special teams and some reserve linebacking duty...Inactive at Pittsburgh (9-5) and at Cleveland (9-13)...Credited with one special teams tackle vs. Atlanta (9-19), at New Orleans (9-26) and vs. Minnesota (10-3)...Recorded a pair of tackles and a pass defended vs. Phoenix (10-24)...Contributed two tackles vs. L.A. Rams (10-31)...Made his first career start in place of John Johnson (R ankle) at right outside linebacker and posted a season-high four tackles vs. Cincinnati (12-5)...**POSTSEASON:** Tallied two special teams tackles vs. N.Y. Giants in the NFC Divisional Playoff Game (1-15)...Contributed a pair of tackles at Dallas in the NFC Championship Game (1-23).

1992: Posted a **CAREER-HIGH** five stops vs. Buffalo (9-13)...Credited with a pair of tackles vs. Detroit (12-28)...Appeared on special teams vs. Washington in the NFC Divisional Playoff Game (1-9)...Had one tackle vs. Dallas in the NFC Championship Game (1-17).

1991: Signed by San Francisco as a free agent April 12...Waived Aug. 26, after spending the entire camp with the 49ers...Re-signed Sept. 11, and appeared on the 49ers special teams throughout most of the season.

1989-90: Began the 1989 season on the 49ers developmental squad and was activated to the 47-man roster after Week 8...Released by the 49ers (9-3-90), and signed by San Diego (11-21)...Was on the Chargers' active roster for two games, but did not play, before being waived (12-5).

COLLEGE: Played his first two seasons as a safety, before switching to linebacker...Started every game at outside linebacker during both his junior and senior seasons...Split time as the starting strong safety during 1985-86...Sociology major.

PERSONAL: Born Antonio Derrell Goss in Randleman, NC...Earned All-America honors as a running back at Randleman High...Rushed for 2,045 yards and 41 TDs as a senior and finished his career with more than 5,000 yards rushing and 82 scores...He and his wife, Marvine, live in Chapel Hill, NC, during the offseason, and in Santa Clara, CA, during the season...They have a daughter, Antoinette (1).

Player Profiles



GOSS' PRO STATISTICS

Year	G/S	Tot.	Tackles Solo	Ast.	Sacks No./Yds.	Interceptions No./Yds.	Fumbles Rec./Yds.
(San Francisco)							
1989	8/0	5	4	1	0/0	0/0	1/0
(San Diego)							
1990	0/0	0	0	0	0/0	0/0	0/0
(San Francisco)							
1991	14/0	12	11	1	0/0	0/0	0/0
1992	16/0	18	14	4	0/0	0/0	0/0
1993	14/1	14	12	2	0/0	0/0	1/0
Career	52/1	49	41	8	0/0	0/0	1/0
Playoffs							
(San Francisco)							
1989	3/0	1	1	0	0/0	0/0	0/0
1992	2/0	1	1	0	0/0	0/0	0/0
1993	2/0	4	4	0	0/0	0/0	0/0
Total	7/0	6	6	0	0/0	0/0	0/0

OTHER STATS: BLOCKED FG - 1991 (1); PASSES DEFENSED - 1993 (1).

GOSS' NFL BESTS

TOTAL TACKLES - 5 (vs. Buffalo - 9-13-92)
SOLO - 3 (vs. Buffalo - 9-13-92)
ASSISTS - 2 (twice: vs. Buffalo - 9-13 & at N.Y. Jets - 9-20-92)
FUMBLE RECOVERIES - 1 (vs. Buffalo - 12-17-89)
BLOCKED FIELD GOALS - 1 (at Philadelphia - 10-27-91)
PASSES DEFENSED - 1 (vs. Phoenix - 10-24-93)

Elvis Grbac • 18

QUARTERBACK **MICHIGAN** **2ND YEAR**
HT: 6-5 **WT: 231** **BORN: 8-13-70** **(D-8 IN '93)**



CAREER: Elvis Grbac is an outstanding young prospect at quarterback who possesses the talent and work habits that suggest he has a bright future in the NFL...Has an excellent combination of size, strength, and athleticism that make him a challenge for opposing pass rushers...Has outstanding mobility and has shown the ability to be an effective passer whether in the pocket or rolling out...Sets up quickly and has a precise, compact throwing motion...Could make a strong run for the 49ers' No. 2 signal-caller spot.

ACQUIRED: Selected in the eighth round (219th overall) of the '93 draft by the Niners...First quarterback selected by the team since John Paye was chosen out of Stanford in the 10th round of the '87 selection process...First Michigan draftee by San Francisco since WR Paul Jokisch in the fifth round in '87.

1993: Inactive throughout the regular season...Impressed the 49ers' coaches, nonetheless, with his progress in practices, along with his quick study of the team's complex offensive system...Turned heads with an impressive preseason that saw him appear in four games, completing 29 of 54 passes for 352 yards (0 TDs, 0 INTs)...Rallied the Niners to a



Player Profiles

16-13 victory at Denver (8-16), completing 6 of 13 passes for 96 yards and directing three scoring drives. Led the game-winning 13-play, 77-yard march that culminated with K Mike Cofer's 37-yard field goal as time expired...**POSTSEASON:** Inactive in both playoff games.

COLLEGE: Finished a brilliant four-year career as Michigan's career record holder in eight different passing categories, including: completion percentage (62.5), passes attempted (835), passes completed (522), most passing yards (6,460), TD passes (71), and passing efficiency (148.14)...Posted a 30-5-3 record as a starter...Only Wolverine signal caller to lead his team to two bowl game victories (1993 Rose Bowl and 1991 Gator Bowl)...Honorable mention All-America recognition as a senior, in addition to being named All-Big Ten as a junior and senior...NCAA leader in passing efficiency with ratings of 150.18 in 1992 and 169.0 in '91...Along with Heisman Trophy winner Desmond Howard, he set the NCAA record for most touchdowns by the same passer and receiver in a career (31), and tied the NCAA single-season record for most TDs by the same passer and receiver (19)...Graduated with a communications degree.

PERSONAL: Born Elvis Grbac in Cleveland, OH...Attended St. Joseph's (OH) High, where he earned honorable mention All-Ohio selection and Offensive Back-of-the-Year following his senior campaign...Also a standout in basketball for team that reached the semifinals of the 1987 state tournament, averaging 11.7 points and 10.8 rebounds as a senior...Married, he and his wife, Lori, reside in San Jose, CA.



Dana Hall • 28

SAFETY
HT: 6-2

WASHINGTON
WT: 206

3RD YEAR
BORN: 7-8-69

(D-1 IN '92)

CAREER: A mature, heady performer. Dana Hall has been a prominent member of the San Francisco secondary for two seasons...Should see action at free safety, in addition to being in on the Niners' nickel and dime alignments.

ACQUIRED: Selected in the first round (18th overall) of the 1992 draft...First defensive back taken by the 49ers in the first round since Ronnie Lott (1981 — 8th overall)...Highest selection of a Washington player by the Niners since Hugh McElhenny in the first round in 1952.

1993: Played in 13 games, earning starting assignments on seven occasions...Missed three games with various injuries...Posted four tackles at Pittsburgh (9-5)...Credited with three tackles at Cleveland (9-13)...Had one solo tackle, before injuring his right ankle vs. Atlanta (9-19), causing him to miss Weeks 4-6...Contributed five tackles and a pass defended vs. Phoenix (10-24)...Started in the dime defense and recorded four tackles at Atlanta (12-11)...Totaled a season-high six tackles vs. Houston (12-25)...**POSTSEASON:** Had two tackles vs. N.Y. Giants in the NFC Divisional Playoff Game (1-15) and one stop at Dallas in the NFC Championship Game (1-23).

1992: Named **ALL-ROOKIE** by **FOOTBALL NEWS**, **PRO FOOTBALL WRITERS OF AMERICA** and **PRO FOOTBALL WEEKLY**...Starting free safety in 15 games, sitting out one contest with a knee injury...Posted 48 tackles, while intercepting a pair of passes among 13 total passes defended...Started and posted four tackles in his NFL debut at N.Y. Giants (9-6)...Dressed, but did not play at N.Y. Jets (9-20), due to a left knee injury sustained vs. Buffalo (9-13)...Had a pair of tackles and three passes defended, including his first NFL interception, at New Orleans (9-27)...Registered a **CAREER-HIGH** nine total tackles vs. L.A. Rams (10-4)...Returned an interception 34 yards and had two tackles at New England (10-

Player Profiles



11)...Posted four tackles, a pass defended, and first career sack for eight yards vs. New Orleans (11-15)...Recorded six tackles vs. Dallas in the NFC Championship Game (1-17).

COLLEGE: Played cornerback at Washington, helping the Huskies to a share of the 1991 national championship (with Miami)...Earned All-America and All-Pac-10 honors as a senior, with 42 tackles (32 solo), three fumble recoveries, two forced fumbles, an interception and 10 passes defended...Named Defensive MVP of the East-West Shrine Game and participated in the Japan Bowl...Earned All-Pac-10 honors as a junior...Four-year football letterman...Also a standout for the Husky track & field team, registering the No. 2 110-meter hurdle time (13.75) in school history and the No. 7 performance in the 100-meters (10.66)...Majored in political science.

PERSONAL: Full name is Dana Eric Hall...Born in Bellflower, CA...Attended Ganesha High in Diamond Bar, CA...Earned All-Hacienda League, All-Pomona Valley, All-San Gabriel Valley and All-CIF honors as a senior...Also competed in basketball and track & field...State finalist three straight years in the 110-meter hurdles and captured the event (13.98) as a senior...Academic All-American as a junior and senior...Youngest of eight children...Involved in "Say No to Drugs" campaigns and other children's charities...Married, he and his wife, Carrie, live in Milpitas, CA, with their son Dana Jr. (2-18-94).

HALL'S NFL HONORS: All-Rookie - 1992.

HALL'S PRO STATISTICS

Year	G/S	Tot.	Tackles Solo	Asst.	Interceptions No./Yds.	Pass Def.	Fumble Rec./Yds.
1992	15/15	48	40	8	2/34	13	1/0
1993	13/7	29	23	6	0/0	1	0/0
Career	28/22	77	63	14	2/34	14	1/0
Playoffs							
1992	2/2	8	7	1	0/0	0	0/0
1993	2/0	3	2	1	0/0	0	0/0
Total	4/2	11	9	2	0/0	0	0/0

OTHER STATS: SACKS - 1992 (1).

HALL'S NFL BESTS

TOTAL TACKLES - 9 (vs. L.A. Rams - 10-4-92)
SOLO - 8 (vs. L.A. Rams - 10-4-92)
ASSISTS - 2 (vs. Phoenix - 10-24-93)
SACKS - 1 (vs. New Orleans - 11-15-92)
SACK YARDAGE - 8 (vs. New Orleans - 11-15-92)
INTERCEPTIONS - 1 (twice: at New Orleans - 9-27-92 & at New England - 10-11-92)
INTERCEPTION RETURN YARDS - 34 (at New England - 10-11-92)
PASSES DEFENSED - 3 (at New Orleans - 9-27-92)
FUMBLE RECOVERIES - 1 (vs. Miami - 12-6-92)

- 49ERS FACT -

In 1992, **S Dana Hall** became the first rookie starting safety for the 49ers since Carlton Williamson in 1981.



Merton Hanks • 36

CORNERBACK **IOWA** **4TH YEAR**
HT: 6-2 **WT: 185** **BORN: 3-12-68** **(D-5A IN '91)**

CAREER: A rising star on the 49ers' defense, Merton Hanks is rapidly earning a reputation as a big-play performer...Came on strong during the 1993 campaign to win the starting nod at free safety mid-way through the season...Has athleticism, durability, and plenty of football savvy.

ACQUIRED: Drafted in the fifth round (123rd overall) in the 1991 draft...Choice acquired by the Niners along with the Packers' fourth-round choice (96th overall), in exchange for San Francisco's third-round (82nd overall) selection.

1993: Started a **CAREER-HIGH** 13 games, including 11 at free safety, earning the permanent nod at that slot in the eighth game of the season vs. New Orleans (11-22)...Posted **CAREER HIGHS** with 71 tackles, three interceptions and 16 passes defended...**TEAM LEADER** in interception return yards with 104...Played in the nickel defense and replaced Dana Hall (L shoulder) at free safety in the third quarter, posting five tackles at Pittsburgh (9-5)...Credited with a pair of tackles, while playing in the nickel defense, at Cleveland (9-13)...Started in the dime defense and recorded three tackles and a pass defended vs. Atlanta (9-19)...Started in place of Dana Hall (R ankle) at free safety and had eight tackles at New Orleans (9-26)...Started again in place of injured Hall (R ankle) at free safety and registered six tackles and three passes defended vs. Minnesota (10-3)...Made third consecutive start at free safety and totaled two tackles at Dallas (10-17)...Made the first of two consecutive starts at right cornerback in place of injured Don Griffin (R shoulder), racking up four tackles and a **CAREER-HIGH** five passes defended, including an interception vs. Phoenix (10-24)...Became the starting free safety for the remainder of the season and posted four tackles along with a pass defended vs. L.A. Rams (10-31)...Totalled seven tackles at Tampa Bay (11-14)...Named **NFC DEFENSIVE PLAYER-OF-THE-WEEK** for his performance vs. New Orleans (11-22) when he had a pair of interceptions, one of which he returned 67 yards for a TD, while totaling 94 yards on interception returns vs. the Saints...Recorded eight tackles and a pass defended at Atlanta (12-11)...Season-High 11 tackles, along with a forced fumble vs. Philadelphia (1-3)...Named **ALL-PRO** By *Sports Illustrated*...**POSTSEASON:** Had a pass defended vs. N.Y. Giants in the NFC Divisional Playoff Game (1-15)...Totalled seven tackles and a pass defended at Dallas in the NFC Championship (1-23).

1992: **TEAM LEADER** in tackles among defensive backs as a part-time starter with 64...Also contributed 11 passes defended that included a pair of interceptions...Started in three-cornerback alignment, posting five tackles and an interception vs. Buffalo (9-13)...Credited with seven tackles at N.Y. Jets (9-20)...Started in the nickel alignment and came up with nine tackles and a pass defended vs. Atlanta (10-18)...Scored first NFL touchdown on a 48-yard punt return, had two passes defended, including an interception that he returned four yards, and recorded six tackles at Atlanta (11-9)...Started in the nickel defense at Minnesota (12-13) and vs. Detroit (12-28) and had four tackles and seven tackles, respectively...Tallied three tackles vs. Washington in the NFC Divisional Playoff Game (1-9) and two stops vs. Dallas in the NFC Championship Game (1-17).

1991: Named **ALL-NFL ROOKIE** by *COLLEGE AND PRO FOOTBALL NEWSWEEKLY*...Played in 13 games, including eight in which he earned a starting assignment...Totalled 37

Player Profiles



tackles for the season, while defending four passes and recovering two fumbles...Credited with six tackles, along with a pass defended vs. Atlanta (10-13)...Recorded a pass defended, a forced fumble, a fumble recovery, and seven tackles (six solo) in his first NFL start vs. Detroit (10-20).

COLLEGE: Consensus All-Big Ten selection and AP second-team All-American at Iowa in 1990...Led the Big Ten with 14 passes defended as a senior...Established a Hawkeye's record with seven blocked kicks during his four-year career...Recipient of Iowa's "Hustle Award" in '89 and was selected second-team All-Big Ten...Graduated with a degree in liberal arts.

PERSONAL: Born Merton E. Hanks in Dallas, TX...Participated in football and track & field at Dallas (TX) Lake Highlands High...Won district 110-meter hurdles championship (13.7) as a junior...Youngest of six children...Volunteers to speak at many local schools during the offseason...His wife, Marva (Fuller), was a star player on the Iowa women's basketball team...They have two daughters, Maya Angelou (10-18-92) and Milan Nicole (11-18-93), and reside in San Jose, CA.

HANKS' NFL HONORS: *Sports Illustrated* All-Pro - 1993.

HANKS' PRO STATISTICS

Year	G/S	Tot.	Tackles Solo	Ast.	Interceptions No./Yds.	Pass Def.	Fumbles Rec./Yds
1991	13/8	37	34	3	0/0	4	2/0
1992	16/5	64	53	11	2/5	7	0/0
1993	16/16	71	62	9	3/104	16	0/0
Career	45/29	172	149	23	5/109	27	2/0
Playoffs							
1992	2/0	6	5	1	0/0	0	0/0
1993	2/2	7	7	0	0/0	2	0/0
Total	4/2	13	12	1	0/0	2	0/0

OTHER STATS: FORCED FUMBLES - 1991 (1), 1993 (1), CAREER (1); PUNT RETURNS - 1992 (1 for 48t).

HANKS' NFL BESTS

TOTAL TACKLES - 9 (twice: vs. Atlanta - 10-18-92 & vs. Philadelphia - 1-3-94)
SOLO - 8 (vs. Atlanta - 10-18-92)
ASSISTS - 2 (several times)
INTERCEPTIONS - 2 (vs. New Orleans - 11-22-93)
INTERCEPTION RETURN YARDS - 94 (vs. New Orleans - 11-22-93)
LONG INTERCEPTION RETURN - 67t (vs. New Orleans - 11-22-93)
INTERCEPTION RETURNED FOR TD - 1 (vs. New Orleans - 11-22-93)
PASSES DEFENSED - 5 (vs. Phoenix - 10-24-93)
FORCED FUMBLES - 1 (twice: vs. Detroit - 10-20-91 & vs. Philadelphia - 1-3-94)
FUMBLE RECOVERIES - 1 (twice: vs. Detroit - 10-20-91 & at L.A. Rams - 11-25-91)
PUNT RETURNS - 1 (at Atlanta - 11-9-92)
PUNT RETURN YARDS - 48 (at Atlanta - 11-9-92)
LONG PUNT RETURN - 48t (at Atlanta - 11-9-92)

- 49ERS FACT -

It would be difficult to top the kind of week **Merton Hanks** enjoyed in Mid-November of 1993. He and his wife, Marva, celebrated the birth of their second child, daughter Milan Nicole (11-18). He then played one of the best games of his career, intercepting two passes and scoring a TD vs. New Orleans (11-22) and was named NFC Player-of-the-Week.



Adrian Hardy • 45

CORNERBACK NORTHWESTERN STATE 2ND YEAR
HT: 5-11 WT: 194 BORN: 8-16-70 (D-2 IN '93)

CAREER: Adrian Hardy is a developing young pass defender with tremendous athletic ability...Spent much of the 1993 season studying and polishing his skills for NFL action...Should contend for more playing time on defense in '94, in addition to continuing as a mainstay on 49ers special teams.

ACQUIRED: Drafted by the 49ers in the second round (48th overall) of the 1993 draft...San Francisco traded twice in the round before selecting Hardy...First player from Northwestern State ever chosen by the 49ers.

1993: Played in 11 games as a rookie, while inactive in five others...Inactive in the first two games of the season at Pittsburgh (9-5) and at Cleveland (9-13)...Made NFL debut vs. Atlanta (9-19) and was credited with a pass defended and three special teams tackles...Contributed one tackle at New Orleans (9-26), vs. Minnesota (10-3) and at Dallas (10-17)...Inactive Weeks 9-11...Downed a punt inside the one-yard line vs. Cincinnati (12-5)...Inactive vs. Philadelphia (1-3)...**POSTSEASON:** Inactive for both playoff games.

COLLEGE: Earned Division 1-AA All-America and All-Southland Conference honors as a junior and senior at Northwestern State, which also produced former 49er Kevin Lewis, former Dolphins' WR Mark Duper, former Falcons' QB Bobby Hebert, Saints' WR Floyd Turner and former Packer RB John Stephens...Posted career-highs as a senior with 62 tackles, five interceptions and 15 passes defended, while tying career bests with three blocked kicks and a pair of fumble recoveries (2)...His single-season pass defended total that season is second in school history behind Lewis' 19 in 1987...Played in the Hula Bowl...Lettered four seasons, following a redshirt year in 1988...Also lettered in track & field on the school's three-time Southland Conference champion 4x400m relay team...Majored in business management.

PERSONAL: Full name is Adrian Paul Hardy...Born and raised in New Orleans, LA, where he was named All-District and team MVP as a RB at Redeemer High...Rushed for 1,485 yards and seven touchdowns on 225 carries, and added 50 tackles with three interceptions on defense as a CB in his final campaign...Led his team to a pair of Class AA state titles...Lettered in track & field, winning the regional 800-meters title and finished fourth in the event at the state finals...Single, he resides in New Orleans during the offseason and makes his in-season home in Sunnyvale.

HARDY'S PRO STATISTICS

Year	G/S	Tot.	Tackles Solo	Ast.	Interceptions No./Yds.	Pass Def.	Fumble Rec./Yds.
1993	11/0	9	6	3	0/0	1	0/0
Playoffs							
1993	0/0		— Inactive —				

HARDY'S NFL BESTS

TOTAL TACKLES - 3 (vs. Atlanta - 9-19-93)
SOLO - 1 (twice: vs. Atlanta - 9-19-93 & at New Orleans - 9-26-93)
ASSISTS - 2 (vs. Atlanta - 9-19-93)
PASSES DEFENSED - 1 (vs. Atlanta - 9-19-93)



Martin Harrison • 56

LINEBACKER WASHINGTON 4TH YEAR
HT: 6-5 WT: 256 BORN: 9-20-67 (D-10 IN '90)

CAREER: Martin Harrison has showed the ability to be an effective pass rushing specialist for the 49ers... Will look to avoid injuries that have hampered his development at times during his career... Plays hard on every snap, whether seeing duty from scrimmage, or on special teams.

ACQUIRED: Drafted by the 49ers in the 10th round (No. 276 overall) of the 1990 draft... Second player taken from Washington by the 49ers (behind Dennis Brown — No. 2A/47th overall) that year.

1993: Played in 11 games, including one starting assignment... Had **CAREER HIGHS** with 25 tackles and six sacks for 38 yards... Tipped a pass that was intercepted by Michael McGruder, had half a sack for two yards, and forced a fumble at Pittsburgh (9-5)... Started the game and had a **CAREER-HIGH** six tackles, including a sack for seven yards vs. Atlanta (9-19)... Posted five tackles, including two and a half sacks for 14 yards vs. Minnesota (10-3)... Had two tackles and forced a fumble vs. Phoenix (10-24)... Had a sack for six yards vs. New Orleans (11-22)... Credited with a sack for nine yards, prior to suffering a groin injury at L.A. Rams (11-28)... Was on the Inactive List for the final five regular season games with that injury... **POSTSEASON:** Inactive throughout the playoffs.

1992: Saw action in all 16 games, splitting time as a reserve linebacker and on special teams duty... Posted three tackles, including 1.5 sacks for four yards and two forced fumbles vs. Atlanta (10-18)... Credited with two tackles, including a sack for six yards, at Atlanta (11-9)... Registered a sack in his first career start vs. Detroit (12-28)... Contributed a tackle, a pass defended and batted a ball back (from the end zone) that was downed inside the five-yard line following a punt vs. Washington in the NFC Divisional Playoff Game (1-9)... Posted four tackles, including one sack for nine yards, vs. Dallas in the NFC Championship Game (1-17).

1990-91: Recorded three special teams tackles and one tackle from scrimmage in his first NFL game at New Orleans (9-10-90)... Placed on I.R. (Sept. 18) for the remainder of the year due to a nerve injury in his left shoulder... Spent the entire 1991 season on the 49ers' practice roster.

COLLEGE: Three-year starter at strong outside linebacker, following his move from defensive line... Team leader as a senior in '89 with seven sacks and tied the Huskies' single season record with 21 tackles for losses... Led team in '88 with 10 tackles for losses... Redshirted in '85... Received his degree in sociology with an emphasis on deviant child development.

PERSONAL: Born Martin Allen Harrison in Livermore, CA, before his family moved to Bellevue (WA)... Participated in football and track & field at Bellevue Newport High... Placed third in the state Junior Olympics decathlon and sixth in the national event... Threw the discus (160-10) and put the shot (52-2)... He and his wife, Debbie, live in Campbell, CA... The couple visit children's charity events and volunteer their time at different Bay Area charities... They are expecting their first child later this year.



Player Profiles

HARRISON'S PRO STATISTICS

Year	G/S	Tot.	Tackles		Sacks	Interceptions	Fumbles
			Solo	Ast.	No./Yds.	No./Yds.	Rec./Yds.
1990	2/0	4	4	0	0/0	0/0	0/0
1991	0/0		— Did Not Play —				
1992	16/1	12	11	1	3.5/10	0/0	0/0
1993	11/1	25	21	4	6/38	0/0	0/0
Career	29/2	41	36	5	9.5/48	0/0	0/0
Playoffs							
1990	0/0		— Did Not Play —				
1992	2/0	5	4	1	1/9	0/0	0/0
1993			— Inactive —				
Total	2/0	5	4	1	1/9	0/0	0/0

OTHER STATS: FORCED FUMBLES - 1992 (2); PASSES DEFENSED - 1993 (1).

HARRISON'S NFL BESTS

TOTAL TACKLES - 6 (vs. Atlanta - 9-19-93)

SOLO - 6 (vs. Atlanta - 9-19-93)

SACKS - 2.5 (vs. Minnesota - 10-3-93)

SACK YARDAGE - 14 (vs. Minnesota - 10-3-93)

FORCED FUMBLES - 2 (vs. Atlanta - 10-18-92)

PASSES DEFENSED - 1 (vs. L.A. Rams - 10-31-93)



Brent Jones • 84

TIGHT END

SANTA CLARA

8TH YEAR

HT: 6-4

WT: 230

BORN: 2-12-63

(FA IN '87)

CAREER: A Pro Bowl selection during each of the past two seasons, Brent Jones has firmly solidified himself as one of the top tight ends in the NFL and one of the best performers at his position in 49ers' history...Is a big target with soft hands and consistently comes up with tough catches...Has excellent physical size and strength that make him an exceptional blocker, in addition to good athleticism that makes him as a weapon after the catch...Starting TE since 1989, averaging 46 receptions during each of those five seasons...Has a chance to tie Ted Kwalick (1972-74) as the only 49ers TE to be named to the Pro Bowl during three consecutive campaigns...Enters the '94 season with a streak of 28 straight games in which he has caught a pass...Spent the offseason rehabilitating a broken right ankle, suffered in the Pro Bowl.

ACQUIRED: Signed as a free agent by the Niners (12-24-86) for the 1987 season...Originally drafted in the fifth round (135th overall) of the '86 draft by Pittsburgh.

1993: Selected to the **PRO BOWL**, marking his second consecutive selection...**NFC LEADER** among tight ends with 68 receptions and 735 yards...Broke his own **TEAM SINGLE-SEASON HIGHS** for TEs...Had a five-yard touchdown reception among his six catches at Pittsburgh (9-5)...Posted 55 receiving yards, including a 20-yard touchdown reception, vs. Atlanta (9-19)...Caught a **CAREER-HIGH** eight passes vs. Minnesota (10-3)...Seven receptions, including a 12-yard touchdown catch, at Dallas (10-17)...Accumulated a **SEA-SON-HIGH** 72 yards on six receptions vs. Phoenix (10-24)...Totaled three receptions at

Detroit (12-19), eclipsing his own 49ers single-season record of 56 receptions by a tight end in 1990...Totaled a team-high seven receptions vs. Philadelphia (1-3)...**POSTSEASON:** Had four receptions for 39 yards vs. N.Y. Giants in the NFC Divisional Playoff Game (1-15) and caught three passes at Dallas in the NFC Championship Game (1-23).

1992: Named to the **PRO BOWL**, catching 45 passes for a then-career-high 628 yards and four TDs...Also named **COLLEGE AND PRO FOOTBALL NEWSWEEKLY ALL-PRO**...Started 15 games, sitting out at the N.Y. Jets (9-20) with a strained right hamstring...Top performances included a four-catch, 89-yard afternoon in which he had a key 43-yard reception on the game-winning drive, vs. L.A. Rams (10-4)...Had an 11-yard touchdown reception among five catches vs. Atlanta (10-18)...Contributed six catches, including one in which he fumbled, was recovered by the Cardinals, then taken away by Mike Sherrard, who ran 39 yards for a touchdown at Phoenix (11-1)...Had two touchdown catches, including an eight-yard game-winning TD reception with :46 remaining, vs. New Orleans (11-15)...Had six receptions, a **SEASON-HIGH** 91 receiving yards and caught Joe Montana's first touchdown pass (nine yards) in almost two seasons vs. Detroit (12-28)...Had four catches, including a 16-yard touchdown reception vs. Washington in the NFC Divisional Playoff Game (1-9)...Caught three passes for 40 yards vs. Dallas in the NFC Championship Game (1-17).

1991: Missed six games after undergoing knee surgery to repair damage suffered vs. San Diego (9-8)...Returned to action at New Orleans (11-10) and went on to post 27 receptions for 416 yards and a **CAREER-BEST** 15.4 yards per catch average, but did not score a TD...Caught five passes for 86 yards before injuring his knee late in the contest vs. San Diego...Had five receptions for 79 yards vs. Phoenix (11-17)...Caught two passes for 65 yards, including a season-long 41-yard reception at L.A. Rams (11-25)...Four catches for 61 yards vs. Chicago (12-23).

1990: Set **TEAM RECORDS** for receptions (56) and yardage (747) by a tight end...Established a **CAREER-HIGH** with five TDs for the season...Had a **CAREER-HIGH** 125 receiving yards on five catches, including a **CAREER-LONG** 67-yard score, vs. Atlanta (9-23)...Recorded his first career multiple-TD game vs. Tampa Bay (11-18) with receiving scores of 11 and four yards, among his six catches for 74 yards...Hauled in four receptions for 103 yards vs. Washington in the NFC Divisional Playoff (1-12-91).

1989: Flourished in his first season as a starter...First starting assignment of his career came at Indianapolis (9-10)...Scored on a 36-yard TD catch at Dallas (10-15)...Had a 17-yard TD reception among five catches vs. N.Y. Giants (11-27)...Caught three passes for 24 yards, including an eight-yard TD in the NFC Divisional Playoff Game vs. Minnesota (1-6-90)...Had four receptions, including a 20-yard TD, in the NFC Championship Game vs. L.A. Rams (1-14-90)...Had a seven-yard score on his only catch of the game vs. Denver in Super Bowl XXIV (1-28-90).

1986-88: Placed on Injured Reserve (neck) during the preseason (8-19-86) as a member of the Steelers...Waived early in the regular season (9-24-86)...Signed with the Niners for '87...Placed on I.R. (9-1-87), due to a pinched nerve in his neck...Activated (12-4-87), and played in four regular season games, catching a pair of passes for 35 yards...Scored his first NFL TD on a three-yard reception at Phoenix (11-6-88).

COLLEGE: Four-year starter and three-time All-Western Football Conference selection at Santa Clara...His 137 receptions rank No. 3 in school history...WFC Offensive Player-of-the-Year and NCAA Division II All-American as a senior in '85...Played in the East-West Shrine Game.

PERSONAL: Full name is Brent Michael Jones...Born and raised in San Jose, CA, where he played football and baseball at Leland High...Hosts the Brent Jones Young Life Golf Tournament benefitting Bay Area Christian youth...Married, he and his wife, Dana, have two daughters: Rachel Kimberley (8-24-88) and Courtney Brooke (5-21-90), and live in San Jose, CA.



Player Profiles

JONES' NFL HONORS: Pro Bowl - 1993-94; All-Pro - 1993.

JONES' PRO STATISTICS

Receiving

Year	G/S	No.	Yds.	Avg.	Long	TD
1987	4/0	2	35	17.5	22	0
1988	11/0	8	57	7.1	18t	2
1989	16/16	40	500	12.5	36t	4
1990	16/16	56	747	13.3	67t	5
1991	10/9	27	417	15.4	41	0
1992	15/15	45	628	14.0	43	4
1993	16/16	68	735	10.8	29	3
Career	88/72	246	3119	12.7	67t	18
Playoffs						
1987	1/0	1	7	7.0	7	0
1988	3/0	2	17	8.5	11	0
1989	3/3	8	77	9.6	20t	3
1990	2/2	7	149	21.3	47	0
1992	2/2	7	104	14.9	22	1
1993	2/2	7	65	9.3	13	0
Total	13/9	32	419	13.1	47	4
Pro Bowl						
1993	1/0	3	43	14.3	16	0
1994	1/0	1	13	13.0	13	0
Total	2/0	4	56	14.0	16	0

OTHER STATS: TOTAL TACKLES - 1987 (11), 1988 (5), 1989 (4), 1990 (2), 1991 (1), 1992 (1), 1993 (4), CAREER (28); FORCED FUMBLES - 1988 (1).

JONES' NFL BESTS

RECEPTIONS - 8 (vs. Minnesota - 10-3-93)
 RECEIVING YARDS - 125 (vs. Atlanta - 9-23-90)
 LONG RECEPTION - 67t (vs. Atlanta - 9-23-90)
 TD RECEPTIONS - 2 (twice: vs. Tampa Bay - 11-18-90 & vs. New Orleans - 11-15-92)
 FORCED FUMBLES - 1 (vs. New Orleans - 12-11-88)
 100+ YARDAGE GAMES - (2) 125 (vs. Atlanta - 9-23-90), 103 (vs. Washington - 1-12-91)



Todd Kelly • 58

LINEBACKER **TENNESSEE** **2ND YEAR**
HT: 6-2 WT: 259 BORN: 11-27-70 (D-1B IN '93)

CAREER: Todd Kelly is a talented, young linebacker who is expected to show marked improvement in 1994, after spending a year adjusting to professional football...A fine athlete who has the potential to be an outstanding speed rusher...A diligent

worker who spends countless hours improving his strength, in addition to developing pass rushing techniques.



ACQUIRED: Drafted by the 49ers in the first round (27th overall — 1B) of the 1993 draft...Second of two defensive players (Dana Stubblefield, Kansas - 26th overall) taken by the 49ers in the first round, marking the first time San Francisco has ever selected back-to-back in the first round...First Tennessee player selected in the initial round by the 49ers since linebacker Keith DeLong (28th overall) in 1989.

1993: Appeared in 14 games as a rookie, including the first five of the campaign when he started at the "elephant" position...Had 14 tackles for the season...Made his NFL debut with four tackles at Pittsburgh (9-5)...Registered two stops at Cleveland (9-13)...Was not credited with any tackles vs. Atlanta (9-19), as time was limited when the 49ers went primarily with a nickel defense vs. the run-and-shoot...Inactive vs. L.A. Rams (10-31) and vs. New Orleans (11-22)...Had a pair of tackles, including his first NFL sack (for 19 yards), at L.A. Rams (11-28)...Totaled two tackles and a pass defended vs. Cincinnati (12-5)...Contributed three tackles at Detroit (12-19)...**POSTSEASON:** Appeared on special teams and as a reserve from scrimmage vs. N.Y. Giants in the NFC Divisional Playoff Game (1-15) and at Dallas in the NFC Championship Game (1-23).

COLLEGE: Four-year letterman at Tennessee, where he completed his collegiate career ranked No. 2 behind Reggie White on the Volunteers' all-time sacks list with 22.5...All-America and All-Southeastern Conference selection as a senior in 1992...His 11 sacks that season ranked second in school history behind White's single-season mark of 15...Played first base on the Vols' baseball team as a freshman...Majored in commercial recreation.

PERSONAL: Full name is Todd Eric Kelly...Native of Hampton, VA, where he was tabbed all-state, all-region and all-district as a defensive end his senior year at Bethal High...Registered six quarterback sacks and two interceptions, returning one 50 yards for a score on defense, while catching 18 passes with five touchdowns as a tight end in his final season...All-state pick in baseball, batting .425 with five home runs in 17 games...Also lettered in track & field, winning the state high hurdles title (14.1)...Selected to play in the Virginia East-West All-Star Game...Married, he and his wife, Renee, have a daughter, Clarke Morgan (8-10-93)...They reside in San Jose, CA.

KELLY'S PRO STATISTICS

Year	G/S	Tot.	Tackles Solo	Asst.	Sacks No./Yds.	Pass Def.	Fumble Rec./Yds.
1993	14/5	15	14	1	1/19	1	0/0
Playoffs							
1993	2/0	0	0	0	0/0	0	0/0

KELLY'S NFL BESTS

TOTAL TACKLES - 4 (at Pittsburgh - 9-5-93)
SOLO - 3 (at Pittsburgh - 9-5-93)
ASSISTS - 1 (at Pittsburgh - 9-5-93)
SACKS - 1 (at L.A. Rams - 11-28-93)
SACK YARDAGE - 19 (at L.A. Rams - 11-28-93)
PASSES DEFENSED - 1 (vs. Cincinnati - 12-5-93)



Marc Logan • 43

FULLBACK	KENTUCKY	7TH YEAR
HT: 5-11	WT: 222	BORN: 5-9-65
		(FA IN '92)

CAREER: Marc Logan is a seven-year veteran whose career has blossomed since joining the team in 1991...Made an initial impact on the 49ers special teams, before filling in superbly at fullback last season when Tom Rathman was injured...Versatile, speedy, hard-working player who gives the team a breakaway threat at fullback...Also an outstanding receiver and a more than capable blocker...Has averaged 4.9 yards per rush as a 49er.

ACQUIRED: Signed by the 49ers as a Plan B free agent from Miami in 1992...Originally selected in the fifth round (130th overall) of the 1987 draft by Cincinnati.

1993: Took advantage of injuries in the 49ers backfield, starting 12 games at fullback en route to established **CAREER-HIGHS** for rushing touchdowns (7), receptions (37), and receiving yards (348)...Also ranked No. 3 on the club with 280 rushing yards, posting a 4.9 yards per carry average on 66 attempts...Began the season on special teams, before injuring right quad in the first quarter at Pittsburgh (9-5)...Started in place of injured Tom Rathman (R shoulder) and rushed six times for 33 yards, including a four-yard touchdown, with 30 receiving yards at Cleveland (9-13)...Posted **CAREER-HIGHS** with five receptions and 57 receiving yards, in addition to 57 rushing yards vs. Atlanta (9-19)...Scored the 49ers' only touchdown on a 23-yard run and caught five passes for 23 yards at New Orleans (9-26)...Scored on a one-yard run and combined for 33 rushing/receiving yards vs. Minnesota (10-3)...Had a season-long 43-yard run and added four catches at Dallas (10-17) to bring his season total to 19, equaling his career reception total entering 1993...Scored on a one-yard run, while accumulating 39 rushing/receiving yards, vs. Phoenix (10-24)...Had the first multiple-TD game of his NFL career, scoring on a pair of one-yard runs vs. L.A. Rams (10-31)...Had a five-yard touchdown run vs. New Orleans (11-22)...Inactive at Detroit (12-19) and vs. Houston (12-25) due to a right calf strain sustained in practice Dec. 17...**POSTSEASON:** Totaled 40 rushing yards, including his first NFL playoff score (two-yard run), and had a reception for eight yards vs. N.Y. Giants in the NFC Divisional Playoff...Averaged seven yards on three receptions at Dallas in the NFC Championship (1-23).

1992: TEAM LEADER in kickoff returns (22) and kickoff return yardage (478)...Averaged 22.5 yards on two kickoff returns and had one special teams tackle in 49ers' debut at N.Y. Giants (9-6)...Returned a kickoff a season-high 82 yards that set up a touchdown vs. Miami (12-6)...Made his first start as a 49er in place of Tom Rathman (neck) vs. Detroit (12-28) and scored his first touchdown of the season on a one-yard rush...Returned two kickoffs 27 yards vs. Washington in the NFC Divisional Playoff Game (1-9)...Had three kickoff returns, including a 50-yarder, and one special teams tackle vs. Dallas in the NFC Championship Game (1-17).

1991: Appeared on special teams in all 16 games for the Dolphins and averaged 15.9 yards on 12 kickoff returns...Blocked punts vs. New England (11-10) and at Chicago (11-24).

1990: Established **CAREER HIGHS** and ranked second on the team, in rushes (79) and rushing yards (317)...**TEAM LEADER** in kickoff returns (20), kickoff return yards (367), and kickoff return average (18.4)...Scored his first offensive TD as a Dolphin with an 11-yard run vs. N.Y. Jets (10-7)...Appeared in two postseason contests and set the team's single-game playoff record with eight kickoff returns at Buffalo (1-12-91).

1987-89: Waived by Cincinnati in the 1987 preseason (9-7), and re-signed to the Bengals' strike replacement team (9-25)...Had 95 yards on 14 carries, including a **CAREER-LONG** 51-yard TD run vs. San Diego (10-4)...Ran for a **CAREER-HIGH** 103 yards on 16 carries at Seattle (10-11)...Released by Cincinnati (10-19) and claimed on waivers by Cleveland (10-20)...Released by the Browns (11-5), then re-signed (11-7) and finished the season...Released from the Browns during the 1988 training camp (8-4)...Signed again by Cincinnati (10-4), and played in nine games...Signed as a Plan B free agent by the Dolphins from Cincinnati in '89...**TEAM LEADER** in kickoff returns (24-613) yards and a 25.5 average to rank No. 2 in the AFC and No. 3 in the NFL...Recovered a blocked punt for a score vs. Buffalo (9-10)...Accounted for the Dolphins' only score at Houston (10-1-89) by returning a kickoff 97 yards for a TD.

COLLEGE: Three-year starter at Kentucky...Finished his senior campaign in 1986 as the Wildcats' second-leading rusher with 546 yards and five TDs, while playing fullback...Scored three TDs and was the **TEAM LEADER** with 715 rushing yards and 1,314 all-purpose yards as a junior tailback...Named Most Valuable Player in the 1984 Hall of Fame Bowl, leading Kentucky to a 20-19 win over Wisconsin...Earned his degree in political science.

PERSONAL: Full name is Marc Anthony Logan...A native of Lexington, KY, where he attended Bryan Station High and participated in football and track & field...Three-time all-state gridder...Voted the state's best running back after rushing for 1,587 yards and 14 TDs as a senior...Member of the state champion 4x400 relay team and captured the state title in the 100-meter dash (10.3) as a senior...He and his son, Marc Anthony II (3-18-89), live in Lexington, KY, during the offseason.

LOGAN'S PRO STATISTICS

Year	G/S	Rushing					Receiving				
		Att.	Yds.	Avg.	Long	TD	No.	Yds.	Avg.	Long	TD
(Cincinnati)											
1987	3/3	37	203	5.5	51	1	3	14	4.6	18	0
1988	9/0	2	10	5.0	9	0	2	20	10.0	17	0
(Miami)											
1989	10/4	57	201	3.5	14	0	5	34	6.8	11	0
1990	16/0	79	317	4.0	17	2	7	54	7.7	12	0
1991	16/0	4	5	1.3	2	0	0	0	0.0	0	0
(San Francisco)											
1992	16/1	8	44	5.5	26	1	2	17	8.5	13	0
1993	14/12	58	280	4.8	45	7	37	348	9.4	24	0
Career	84/20	245	1060	4.3	51	11	56	487	8.7	24	0
Playoffs											
(Cincinnati)											
1988	1/0	0	0	0.0	0	0	0	0	0.0	0	0
(Miami)											
1990	2/0	12	33	1.9	7	0	2	8	4.0	6	0
(San Francisco)											
1992	2/0	0	0	0.0	0	0	0	0	0.0	0	0
1993	2/0	10	55	5.5	15	1	4	29	7.3	8	0
Total	7/0	21	73	3.5	15	1	6	37	6.2	8	0



Player Profiles

Year	Kickoff Returns				
	No.	Yds.	Avg.	Long	TD
(Cincinnati) 1987	3	31	10.3	16	0
1988	4	80	20.0	24	0
(Miami) 1989	24	613	25.5	97t	1
1990	20	367	18.4	35	0
1991	12	191	15.9	31	0
(San Francisco) 1992	22	478	21.7	82	0
1993	0	0	0.0	0	0
Career	85	1760	20.7	97t	1
Playoffs					
(Miami) 1990	9	162	18.0	44	0
(San Francisco) 1992	5	106	21.2	50	0
1993	2	20	10.0	14	0
Total	16	288	18.0	50	0

OTHER STATS: TACKLES: 1987 (3), 1988 (7), 1989 (4), 1990 (3), 1991 (10), 1992 (9), 1993 (2), **CAREER** (38); **KICKOFF RETURNS FOR TDS:** 1989 (1), **CAREER** (1).

LOGAN'S NFL BESTS

RUSHES - 16 (twice: at Seattle - 10-11-87 & vs. New England 12-10-89)

RUSHING YARDS - 103 (at Seattle - 10-11-87)

RUSHING TDS - 2 (vs. L.A. Rams - 10-31-93)

LONG TD RUSH - 51 (vs. San Diego - 10-4-87)

LONG RUSH - 51t (vs. San Diego - 10-4-87)

RECEPTIONS - 5 (several times)

RECEIVING YARDS - 60 (vs. Philadelphia - 1-3-94)

LONG RECEPTION - 26 (vs. Atlanta - 9-19-93)

KICKOFF RETURNS - 8 (at Buffalo - 12-19-91)

LONG KICKOFF RETURN - 97t (at Houston - 10-1-89)

100+ YARDAGE GAMES - (1) 103 (at Seattle - 10-11-87)



Tim McDonald • 46

SAFETY

HT: 6-2

SOUTHERN CALIFORNIA

WT: 215

BORN: 1-6-65

8TH YEAR

(FA IN '93)

CAREER: Tim McDonald has been called by many observers the finest strong safety in the NFL — an assertion that would be hard to dismiss considering his four Pro Bowl selections...Earned an appearance in the '94 Pro Bowl after flourishing in the assignment-oriented San Francisco defense that was a total departure from the way he played while earning three trips to Hawaii as a member of the Phoenix Cardinals...A hard-hitting, yet sure tackler, who plays aggressively at all times...Has a history of being a playmaker, posting four seasons of 100 or more tackles, while intercepting 23 passes during his career.

ACQUIRED: Signed with the 49ers as an unrestricted free agent during the 1993 offseason...Originally selected in the second round (34th overall) of the 1987 draft by the Cardinals.

1993: Named a starter at strong safety in the **1994 PRO BOWL**...Started all 16 games and was the **TEAM LEADER** among defensive backs with 91 tackles, finishing second overall behind LB Bill Romanowski (105)...Tied for the club's No. 2 mark with three interceptions...Made 49ers

debut at Pittsburgh (9-5), by posting five tackles with a pass defended at the goal line...Registered seven tackles and a pass defended at Cleveland (9-13)...Seven tackles and defended a pass vs. Atlanta (9-19)...Contributed five solo tackles at New Orleans (9-26)...Led the team with nine tackles and a pass defended vs. Minnesota (10-3)...**SEASON-HIGH** 12 tackles at Dallas (10-17)...Credited with three tackles and had his first interception of the season vs. Phoenix (10-24)...Contributed six stops with a pass defended vs. L.A. Rams (10-31)...Totaled five tackles, intercepted a pass in the end zone and recovered a fumble at Tampa Bay (11-14)...Returned an interception 21 yards vs. New Orleans (11-22)...Posted nine tackles vs. Cincinnati (12-5)...Contributed five tackles and a pass defended at Atlanta (12-11)...Credited with seven solo tackles vs. Philadelphia (1-3)...**POSTSEASON:** Registered five tackles and an interception in his first postseason appearance vs. N.Y. Giants in the NFC Divisional Playoff Game (1-15)...Contributed four tackles at Dallas in the NFC Championship Game (1-23).

1992: Selected to the **1993 PRO BOWL** as a member of the Cardinals...Started all 16 games and was the **TEAM LEADER** in tackles with 107...Had a team-high 10 tackles vs. Philadelphia (9-13)...**SEASON-HIGH** 11 stops (10 solo) at N.Y. Giants (10-11)...Eight tackles and had a fumble recovery vs. San Francisco (11-1)...Recorded 10 stops at Washington (11-29)...Had an interception and a fumble recovery vs. N.Y. Giants (12-12).

1991: Earned **PRO BOWL** recognition, despite missing the season's final three games, after suffering leg injuries (fractured fibula and chip ankle fracture) in practice the day after Thanksgiving...Opened the campaign with back-to-back 10 tackle games at L.A. Rams (9-1) and at Philadelphia (9-8)...Also had an interception against the Rams...Reached the 10-tackle plateau, including eight solo stops, at Minnesota (10-13)...Had a pair of interceptions on successive fourth-quarter possessions to help preserve a victory vs. Atlanta (10-20)...**SEASON-HIGH** 11 tackles and an interception vs. Minnesota (10-27)...Played every defensive down in back-to-back games vs. N.Y. Giants (11-10) and at San Francisco (11-17).

1990: **TEAM LEADER** in tackles (132) and interceptions (four)...Had five solo tackles and returned an interception 38 yards to help set up a score at Philadelphia (9-16)...Posted a team-high 12 solo stops vs. Chicago (10-28)...Contributed 11 tackles at Miami (11-4)...Credited with a **SEASON-HIGH** 15 tackles vs. N.Y. Giants (12-23).

1989: Posted **CAREER-HIGHS** in tackles (155) and interceptions (7), leading the team in both categories...**NFC LEADER** with 170 interception return yards...Contributed nine solo tackles, three passes defended, and a fumble recovery that set up a touchdown vs. Atlanta (10-22)...Had a pair of interceptions in back-to-back games vs. N.Y. Giants (11-5) and vs. Dallas (11-12), returning one of those interceptions 53 yards for a touchdown vs. the Cowboys and was named **NFC DEFENSIVE PLAYER-OF-THE-WEEK** for his performance...Posted a **CAREER-HIGH** 15 solo tackles (16 total stops) vs. Washington (12-3).

1987-88: Missed all but the final three games of his rookie season, due to a fractured left ankle suffered in the preseason...Bounced back in '88 and was **TEAM LEADER** in tackles with 115...Made first career start at free safety vs. Dallas (9-12)...Contributed 11 tackles, a sack, and forced a fumble vs. Washington (10-16)...Tallied 11 tackles in back-to-back games at Dallas (10-31) and vs. San Francisco (11-6)...Had a **SEASON-HIGH** 12 solo tackles, a sack and forced a fumble vs. N.Y. Giants (12-4).

COLLEGE: Registered 325 tackles and 11 interceptions as a three-year starter for Southern California...Consensus All-American as a senior in 1986...Prominent member of a distinguished list of All-America USC safeties that includes Ronnie Lott, Dennis Smith, Dennis Thurman, Charles Phillips, Artimus Parker, Mike Battle, and Mark Carrier...Finalist as a senior for the Jim Thorpe Award...Defensive Player-of-the-Game in the 1987 East-West Shrine Game...Majored in business administration.



Player Profiles

PERSONAL: Full name is Timothy McDonald Born in Fresno, CA and grew up in Edison, where he was named prep All-American, All-California, All-Northern California, all-metro, and league MVP at both safety and quarterback at Edison High...Completed 56.9 per cent of his passes for 2,739 yards and 30 touchdowns, while rushing for 400 yards and six touchdowns as a senior...Credited with five interceptions and 123 tackles on defense...During the 1993 season, he donated \$2,000 for every 49ers victory to the Boys and Girls Clubs of the Bay Area, netting \$22,000 for those organizations...Married, he and his wife, Alycia, have two sons: Timothy Jr. (1-26-91) and Tevin (7-17-92) and are expecting another in the Fall...The family lives in Fresno, CA, during the offseason.

MCDONALD'S NFL HONORS: Pro Bowl - 1990, 1992-94.

MCDONALD'S NFL BESTS

TOTAL TACKLES - 16 (vs. Washington - 12-3-89)
SOLO - 15 (vs. Washington - 12-3-89)
ASSISTS - 6 (vs. Washington - 9-30-90)
SACKS - 1 (twice: vs. Washington - 10-16-88 & vs. N.Y. Giants - 12-4-88)
INTERCEPTIONS - 2 (several times)
INTERCEPTION RETURN YARDS - 95 (vs. Dallas - 11-12-92)
LONG INTERCEPTION RETURN - 53t (vs. Dallas - 11-12-92)
PASSES DEFENSED - 3 (vs. Atlanta - 10-22-89)
FORCED FUMBLES - 1 (several times)
FUMBLE RECOVERIES - 1 (several times)

MCDONALD'S PRO STATISTICS

Year	G/S	Tot.	Tackles Solo	Ast.	Interceptions No./Yds.	Pass Def.	Fumble Rec./Yds.
(Phoenix)							
1987	3/0	7	7	0	0/0	2	0/0
1988	16/15	115	101	4	2/11	8	1/9
1989	16/16	155	102	53	7/170	16	1/1
1990	16/16	132	101	31	4/63	8	1/0
1991	13/13	96	81	15	5/36	11	1/0
1992	16/16	107	89	18	2/35	7	3/2
(San Francisco)							
1993	16/16	91	76	15	3/23	10	1/15
Career	96/92	703	557	136	23/338	62	8/27
Playoffs							
(San Francisco)							
1993	2/2	9	5	4	1/4	1	0/0
Pro Bowl							
Phoenix							
1990	1/0	9	6	3	0/0	0	0/0
1992	0/0			— Did Not Play (Injured) —			
1993	1/1	5	3	2	0/0	0	0/0
San Francisco							
1994	1/1	6	6	0	0/0	0	0/0
Total	3/2	20	15	5	0/0	0	0/0

OTHER STATS: **FORCED FUMBLES** - 1988 (4), 1990 (1), 1992 (1), **CAREER** (6); **SACKS** - 1988 (2 for 21), 1992 (5 for 5.5); **BLOCKED FIELD GOAL** - 1988 (1), **BLOCKED PAT** - 1988 (1); **BLOCKED PUNT** - 1988 (1); **PUNT RETURNS** - 1988 (1 for 0 yards).

Alec Millen • 76

TACKLE **GEORGIA** **1ST YEAR**
HT: 6-7 **WT: 285** **BORN: 9-25-70** **(FA IN '93)**



CAREER: Alec Millen is a promising young offensive lineman, who possesses good size and strength...Should provide depth at the tackle position in 1994.

ACQUIRED: Signed with the 49ers as a free agent during the final week of the 1993 season.

1993: Spent the most of the regular season on the New York Jets' practice roster, until being released on the final week of the season at his request...Signed by San Francisco Jan. 1...Inactive vs. Philadelphia (1-3)...**POSTSEASON:** Inactive vs. N.Y. Giants in the NFC Divisional Playoff Game (1-15) and at Dallas in the NFC Championship Game (1-23).

MILLEN'S PRO STATS: REGULAR SEASON GAMES/STARTS, CAREER (0/0); POSTSEASON GAMES/STARTS, CAREER (0/0).

Bill Musgrave • 14

QUARTERBACK **OREGON** **4TH YEAR**
HT: 6-2 **WT: 196** **BORN: 11-11-67** **(FA IN '91)**



CAREER: After waiting patiently and studying the 49ers' complex offensive system, Bill Musgrave will get an opportunity in 1994 to claim the team's primary backup duties at quarterback...Is an accurate passer who reads defenses well.

ACQUIRED: Signed by the 49ers as a free agent in 1991...Originally drafted in the fourth round (seventh QB...107th overall) of the 1991 draft by the Dallas Cowboys.

1993: Dressed, but did not play, Weeks 1-4...Replaced Steve Young for the game's final series and did not attempt any passes vs. Minnesota (10-3)...Inactive Weeks 6-16...**POSTSEASON:** Inactive in both playoff games.

1992: Dressed, but did not play, at N.Y. Giants (9-6)...Inactive Weeks 2-14...Placed on Injured Reserve Dec. 15 with an injured left knee.

1991: Waived by the Dallas Cowboys at the end of training camp...Signed to the 49ers' practice roster Aug. 28...Activated from the practice roster Nov. 10...Inactive vs. New Orleans (12-1), at Seattle (12-8), and vs. Kansas City (12-14)...Made NFL debut vs. Chicago (12-23), replacing Steve Young late in the game completing four of five passes for 33 yards, including his first professional TD pass.

COLLEGE: Finished a brilliant four-year career at Oregon as the school's career record holder in 15 different offensive categories, including: passing attempts (1,106), completions (643), TDs (60), and completion percentage (.573)...TD mark is second in Pac-10 history behind Stanford's John Elway, while yardage totals trail only Elway and fellow Oregon QB Erik Wilhelm...Named All-Pac-10 and honorable mention All-America as a senior...Led the Ducks to consecutive bowl appearances in his junior and senior seasons (first back-to-back bowl berths since the 1947-48 seasons)...Participated in the East-West Shrine Game, Hula and Japan Bowls following senior season.



Player Profiles

PERSONAL: Full name is William Scott Musgrave...A native of Grand Junction, CO, where he prepped at Grand Junction High...Named the Colorado High School Athlete-of-the-Year for 1985 after throwing a state-record 30 TDs...Winner of the Gold Helmet Award as the state's top scholar-athlete...Three-time Pac-10 All-Academic selection and was named the nation's All-Academic Player-of-the-Year...Also received an NCAA post-graduate scholarship and the National Football Foundation's Scholar-Athlete Award...Single, he lives in Mountain View, CA.

MUSGRAVE'S PRO STATISTICS

Year	G/S	Att.	Comp.	Passing			Int.	Long	TD	Rating
				Yds.	Pct.					
1991	1/0	5	4	33	80.0		0	15t	1	133.8
1992	0/0			— Did Not Play —						
1993	1/0	0	0	0	0.0		0	0	0	—
Career	2/0	5	4	33	80.0		0	15t	1	133.8
Playoffs										
1992	0/0			— Injured Reserve —						
1993	0/0			— Did Not Play —						

MUSGRAVE'S NFL BESTS

PASSES ATTEMPTED - 5 (vs. Chicago - 12-23-91)

COMPLETIONS - 4 (vs. Chicago - 12-23-91)

PASSING YARDS - 33 (vs. Chicago - 12-23-91)

TD PASSES - 1 (vs. Chicago - 12-23-91)

LONG PASS - 15t (vs. Chicago - 12-23-91)



Ken Norton Jr. • 51

LINEBACKER

UCLA

7TH YEAR

HT: 6-2

WT: 241

BORN: 9-29-66

(FA IN '94)

CAREER: The 49ers delved into the free agent market during the offseason, bringing in Ken Norton Jr. to anchor the defense at inside linebacker...Brings the team an aggressive style of play that has earned him a reputation of being one of the most intense players in the League...Coming off his first Pro Bowl season in '93...One of the NFL's top tacklers, having led Dallas in stops during the past two seasons, including a career-best 159 hits last season...A versatile player who possesses outstanding athletic ability and strength...Has excelled at both strongside and weakside linebacker, in addition to his preferred role of inside backer from which he will operate in San Francisco.

ACQUIRED: Signed by the 49ers as a free agent in 1994...Originally drafted by Dallas in the second round of the 1988 draft (41st overall).

1993: Posted the finest season of his career to date as a member of the Dallas Cowboys, despite playing half the season with a torn right biceps muscle...Selected to the **1994 PRO BOWL**, marking his first appearance in that contest...**TEAM LEADER** with a **CAREER-HIGH** 159 tackles, the No. 4 single-season total in Cowboys' history and **TEAM LEADER** with 10 tackles for losses, while also topping all non-defensive backs with five passes defended...Began the season at weakside linebacker, registering a **CAREER-HIGH** 19 tackles at Washington (9-6), tying for the No. 2 single-game performance in Cowboys' history (Eugene Lockhart, 19 vs. Phoenix 10-29-89)...Nine tackles vs. Buffalo (9-12)...Led the



Cowboys with 10 tackles in his first start at inside linebacker vs. Green Bay (10-3)...Racked up 10 tackles along with his first career regular season interception at Indianapolis (10-10)...Posted eight stops vs. San Francisco (10-15)...Recorded his third double-figure tackle performance in four starts at inside linebacker with a 12-stop afternoon at Philadelphia (10-31)...Nine tackles with a sack, a tackle for loss and a pass defended vs. N.Y. Giants (11-7)...Led team with 11 tackles vs. Phoenix (11-14)...Led team with 12 tackles at Atlanta (11-21)...Team-high 11 tackles vs. Philadelphia (12-6) and tied his previous career high with 120 tackles...Team-high 13 tackles with a **CAREER-HIGH** three tackles for losses at Minnesota (12-12)...Eight tackles and a pass defended vs. Washington (12-26)...Posted 13 stops at N.Y. Giants (1-2)...**POSTSEASON:** Credited with seven tackles vs. Green Bay in the NFC Divisional Playoff (1-16)...Credited with six tackles (5 solos) vs. San Francisco in the NFC Championship...Added eight tackles (7 solos) vs. Buffalo in Super Bowl XXVIII.

1992: TEAM LEADER as an OLB with 120 tackles, becoming the first non-inside backer to lead the Cowboys in tackles since Bill Bates in 1988...Also led all Cowboy LBs with two passes defended and a **CAREER-HIGH** eight QB pressures...Earned a special teams game ball for blocking a punt that was returned by Robert Williams for a TD at N.Y. Giants (9-13)...Recorded first of three 10-plus tackle games at Kansas City (10-18)...Posted 13 stops vs. L.A. Rams (11-15)...Also logged a 10-tackle game in the season finale at Washington (12-13)...**TEAM LEADER** with 22 postseason tackles...Also recorded a takeaway in each of the Cowboys' playoff games...Forced and recovered a fumble vs. Philadelphia in the Divisional Playoff (1-10)...Recorded his first postseason interception when he picked off a Steve Young pass in the fourth quarter at San Francisco in the NFC title game (1-17)...Had a brilliant performance in Super Bowl XXVII, coming up with a **TEAM-HIGH** 10 tackles, a QB pressure that forced Jim Kelly out the game in the second quarter, and scooped up a fumble and dashed nine yards for a fourth-quarter TD vs. Buffalo (1-31).

1991: TEAM-HIGH 13 tackles for losses, including 12 in the final nine regular season games...Led all non-linemen with seven QB pressures...**TEAM LEADER** with 17 tackles in two postseason games.

1990: Played weakside linebacker, leading the Cowboys in solo tackles with 79 on his way to ranking No. 2 on the squad with 119 total stops...Missed the final two regular season games after suffering torn cartilage and a sprained ligament in his right knee vs. Philadelphia (12-23).

1988-89: Broke a thumb during his first NFL training camp, causing him to miss most of the 1988 season...Recovered in time to see action in the final three games...Appeared in 13 games in '89, but playing time was limited to action in the first and third quarters of games due to an injured knee...Still posted 87 tackles, despite part-time playing status...Recorded 12 tackles in his first NFL start vs. New Orleans (9-10)...Racked up 13 stops vs. Phoenix (10-29).

COLLEGE: Earned All-America honors at UCLA...Led the Bruins in tackles during each of his final two seasons in Westwood...Butkus Award nominee as a senior.

PERSONAL: Full name is Ken Norton Jr...Born in Lincoln, IL and grew up in Los Angeles, where he played football at Westchester High, averaging 8.8 yards per carry as a senior tailback...Did not play football until his junior year...Contributes his time to the Big Brothers and to Entertainers and Athletes for Kids in Los Angeles...Also active in the Pediatric Aids Foundation and Special Olympics...Appeared on an episode of Fox's Brisco County Jr. this past spring...Married, he and his wife, Angela, have two daughters, Brittney (8) and Sabrina Brooke (3-28-94)...Father, Ken Sr. is the former heavyweight boxing champion and played football at Northeast Missouri State.



Player Profiles

NORTON'S PRO STATISTICS

Year	G/S	Tot.	Tackles Solo	Ast.	Sacks No./Yds.	Pass Def.	Fumble Rec./Yds.
1988	3/0	0	0	0	0/0	1	1/11
1989	13/13	87	56	31	2.5/0	0	0/0
1990	15/15	119	79	40	2.5/0	1	2/0
1991	16/16	94	54	40	0/0	1	0/0
1992	16/16	120	64	56	0/0	2	2/0
1993	16/16	159	99	66	2/0	5	1/0
Career	79/76	579	352	233	7/47	10	6/11
Playoffs							
1991	2/2	17	12	5	0/0	1	0/0
1992	3/3	22	16	6	0/0	2	2/9
1993	3/3	21	19	2	0/0	0	0/0
Totals	8/8	60	47	13	0/0	3	2/9

OTHER STATS: FORCED FUMBLES - 1989 (1), 1990 (3), 1992 (2). **CAREER:** (6).

NORTON'S NFL BESTS

TOTAL TACKLES - 19 (at Washington - 9-6-93)

SOLO - 10 (at Tampa Bay - 10-21-90)

ASSISTS - 11 (at Washington - 9-6-93)

SACKS - 2 (at Atlanta - 9-17-89)

SACK YARDAGE - 12 (at Atlanta - 9-17-89)

FORCED FUMBLES - 2 (at L.A. Rams - 11-18-90)



Gary Plummer • 50

LINEBACKER

CALIFORNIA

9TH YEAR

HT: 6-2

WT: 247

BORN: 1/26/60

(FA IN '94)

CAREER: The 49ers picked up veteran inside linebacker Gary Plummer during the past offseason to become the team's primary run stopper at the Mike linebacker position...Is more than capable of handling those duties as he is a tough, aggressive, durable player who has posted 792 tackles during the past eight seasons in that role at San Diego...That tackle total is the most of any Chargers defender during that period...Has a reputation as being one of the highest-effort players in the League...Started in 103 of 116 career NFL games.

ACQUIRED: Signed with the 49ers as a free agent in 1994...Originally signed with the Chargers in 1986, following three seasons in the USFL.

1993: Started all 16 games, finishing No. 2 for San Diego with 93 tackles...Tied for No. 2 on the squad with 12 tackles for losses...Tied a **CAREER HIGH** with two interceptions, picking off Jeff Hostetler at L.A. Raiders (10-31) and Jim Harbaugh vs. Chicago (11-14)...Posted a season best of 12 tackles (11 solos) vs.L.A. Raiders (11-21)...Led the team with 11 stops at Seattle (10-3)...Added six tackles during the campaign on special teams.

1992: Started in 13 of 16 games...Finished fourth on the team with 53 tackles and posted a **CAREER-HIGH** two interceptions...**SEASON-HIGH** nine tackles at Denver (9-13)...Intercepted his first pass since '87 when he picked off David Klingler vs. Cincinnati (12-

13)...Intercepted a Stan Gelbaugh pass and returned it a **CAREER-LONG** 38 yards vs. Pittsburgh (12-27)...Team's No. 2 tackler in two postseason games with 13 stops.

1991: Played in every game, including 15 starts, despite playing a majority of the season with steel pins in his hand, following a broken thumb suffered vs. Kansas City (9-29)... Still managed to finish second on the team with 112 tackles, marking the fourth consecutive season he posted 100 or more stops...Credited with a **CAREER-HIGH** 15 tackles at San Francisco (9-8)...Notched first sack since 1986 vs. Seattle (11-10)...Posted 11 unassisted tackles vs. Denver (12-22).

1990: TEAM LEADER with 111 tackles, marking his third consecutive season as San Diego's leading tackler...Led or tied for the team lead in eight of the 16 games...Best games were a 12-tackle performance vs. Kansas City (12-23) and a 10-tackle effort at Kansas City (11-18)...Was also used as a blocking back on offense in goal-line situations...Scored his first NFL touchdown on a two-yard pass from Billy Joe Tolliver at Pittsburgh (10-7)...Added a one-yard TD run vs. Denver (11-11).

1989: TEAM LEADER with a **CAREER-HIGH** 146 tackles...Started every game at inside linebacker...Played in the Chargers goal-line offense, getting his first career rush for six yards vs. Seattle (10-15).

1986-88: TEAM LEADER in '88 with 118 tackles, marking the first time in his career he posted 100 or more stops...Started seven games during strike-shortened season in 1987...Started first three games with regulars prior to sustaining a fractured wrist and fingers, causing him to be placed on the Injured Reserve list Oct. 26...Missed four games (Weeks 7-10) before being activated Nov. 27...Finished the season No. 5 on the team with 62 tackles...Made first career interception vs. Kansas City (9-13)...Signed with the Chargers as a free agent late in the 1986 training camp (8-18)...Went on to start 13 games and finished the year with 98 tackles, third on the team...Also came up with 2.5 sacks and topped the Chargers with three fumble recoveries.

1983-85: Starter for three seasons with the Oakland Invaders of the USFL...Team's career leader in tackles, including 162 stops in 1983.

COLLEGE: Played two seasons at Ohlone College, finishing as the school's career tackling leader...Transferred to California as a walk-on for his junior and senior seasons... Started both years on the defensive line for the Golden Bears as a 210-pound nose tackle.

PERSONAL: Full name is Gary Lee Plummer...Born and raised in Fremont, CA, where he attended Mission San Jose High and starred on both the football and soccer teams... Extremely active in community service projects, he helped found Bates Street Community Resource Center, a recreation and counseling haven for youth in crime-ridden area of East San Diego...Received an award for dedicated service from the Leukemia Society in 1991...Also active in working with the American Cancer Society...Honored by the NAACP in 1993 for promoting pride, peace and harmony in San Diego County...Married, he and his wife, Leigh-Anna, have four children: Grant (8), Garrett (6), Kristina Leanne (4) and Kaleigh (2)...The family resides in the Scripps Ranch area of San Diego during the offseason.

- 49ERS FACT -

LB Gary Plummer led the San Diego Chargers in tackles during three consecutive seasons from 1988-90.



Player Profiles

PLUMMER'S NFL STATISTICS

Year	G/GS	Tot.	Tackles		Sacks No./Yds.	Interceptions No./Yds.	Fumbles No./Yds.
			Solo	Ast.			
1986	15/13	98	78	20	2.5/17	0/0	1/0
1987	8/7	72	48	14	0/0	1/2	0/0
1988	16/12	118	97	21	0/0	0/0	0/0
1989	16/16	146	111	35	0/0	0/0	1/0
1990	16/15	111	86	25	0/0	0/0	0/0
1991	16/15	111	88	23	1/9	0/0	1/0
1992	16/13	53	41	12	0/0	2/40	1/0
1993	16/16	93	78	15	0/0	2/7	0/0
Career	119/103	792	627	165	3.5/26	5/49	4/0
Playoffs							
1992	2/2	13	11	2	0	0/0	0/0

OTHER STATISTICS: FORCED FUMBLES - 1986 (1), 1987 (1), 1988 (1), 1990 (1), 1991 (1), 1992 (1), CAREER (7); PASSES DEFENSED - 1993 (1).

PLUMMER'S NFL HIGHS

TACKLES - 15 at San Francisco (9-8-91)

SACKS - 1 several times


INTERCEPTIONS - 1 five times

INTERCEPTION RETURN YARDS - 38 at Seattle (12-27-92)

LONG INTERCEPTION RETURN - 38 at Seattle (12-27-92)

FORCED FUMBLES - 1 several times

FUMBLE RECOVERIES - 1 several times



Ted Popson • 85

TIGHT END

HT: 6-4

PORTLAND STATE

WT: 250

BORN: 9-10-66

1ST YEAR

(FA IN '93)

CAREER: Ted Popson will be looking for his first NFL playing time in 1993...Spent the '93 season on the 49ers' practice squad...Has good size and speed and catches the ball well...Also a capable blocker.


ACQUIRED: Signed by the 49ers as a free agent in 1993...Originally drafted in the 11th round (No. 306 overall) by the N.Y. Giants in the 1991 draft, but was released in training camp...Re-signed by the Giants in '92, before again being released during camp...Played with London in the World League.

COLLEGE: Two-year letterman at Portland State, where he caught 41 career passes for 435 yards and two TDs...Transferred from Sonoma State, where he hauled in 62 passes as a sophomore.

PERSONAL: Full name is Theodore Paul Popson...Born in Granada Hills, CA...Raised in Truckee, CA, where he was a wrestling standout at Truckee High...Did not play football until enrolling at Sonoma State...Single, he lives in San Jose, CA.

RETIRED NUMBERS

**QB JOHN
BRODIE**
1957-73
Number Retired
in 1973



12

**RB JOE
PERRY**
1948-60,
1963
Number Retired
in 1971



34

**DB JIMMY
JOHNSON**
1961-76
Number Retired
in 1977



37

**RB HUGH
MC ELHENNY**
1952-60
Number Retired
in 1971



39

**DT CHARLIE
KRUEGER**
1959-73
Number Retired
in 1974



70

**T LEO
NOMELLINI**
1950-63
Number Retired
in 1971



73

**WR DWIGHT
CLARK**
1979-87
Number Retired
in 1988



87



Player Profiles

NFL 75TH ANNIVERSARY SEASON THROWBACKS GAMES

In observance of its 75th anniversary season in 1994, the National Football League has designated 31 games this season as "Throwbacks" games. During these games, the participating teams will be wearing vintage uniforms from a particular period in the respective teams' histories. The 49ers will wear their uniforms from the 1950s. The following is a complete listing of Throwbacks games in the NFL this season.

Sunday, September 18

Away Team	Jersey Color	Home Team	Jersey Color
Arizona Cardinals	Dark	Cleveland Browns	White
Buffalo Bills	White	Houston Oilers	Dark
Green Bay Packers	Dark	Philadelphia Eagles	White
Indianapolis Colts	White	Pittsburgh Steelers	Yellow
Los Angeles Raiders	White	Denver Broncos	Dark
Minnesota Vikings	White	Chicago Bears	Dark
New England Patriots	White	Cincinnati Bengals	Dark
New Orleans Saints	Dark	Tampa Bay Buccaneers	White
New York Jets	Dark	Miami Dolphins	White
San Diego Chargers	White	Seattle Seahawks	Dark
San Francisco 49ers	Dark	Los Angeles Rams	Yellow
Washington Redskins	White	New York Giants	Dark
Kansas City Chiefs	White	Atlanta Falcons	Dark

Monday, September 19

Away Team	Jersey Color	Home Team	Jersey Color
Detroit Lions	Dark	Dallas Cowboys	White

Sunday, September 25

Away Team	Jersey Color	Home Team	Jersey Color
Atlanta Falcons	White	Washington Redskins	Dark
Los Angeles Rams	Yellow	Kansas City Chiefs	Dark
Miami Dolphins	White	Minnesota Vikings	Dark
New Orleans Saints	White	San Francisco 49ers	Dark
San Diego Chargers	White	Los Angeles Raiders	Dark
Tampa Bay Buccaneers	White	Green Bay Packers	Dark
Chicago Bears	Dark	New York Jets	White

Monday, September 26

Away Team	Jersey Color	Home Team	Jersey Color
Denver Broncos	White	Buffalo Bills	Dark

Player Profiles



Sunday, October 2

Away Team

Green Bay Packers
New York Giants

Jersey Color

Dark
White

Home Team

New England Patriots
New Orleans Saints

Jersey Color

White
Dark

Sunday, October 9

Away Team

Kansas City Chiefs
San Francisco 49ers

Jersey Color

White
White

Home Team

San Diego Chargers
Detroit Lions

Jersey Color

Dark
Dark

Sunday, October 16

Away Team

New England Patriots

Jersey Color

White

Home Team

New York Jets

Jersey Color

Dark

Sunday, October 23

Away Team

Washington Redskins

Jersey Color

White

Home Team

Indianapolis Colts

Jersey Color

Dark

Sunday, October 30

Away Team

Pittsburgh Steelers

Jersey Color

Yellow

Home Team

Arizona Cardinals

Jersey Color

White

Monday, October 31

Away Team

Green Bay Packers

Jersey Color

White

Home Team

Chicago Bears

Jersey Color

Dark

Sunday, November 6

Away Team

Los Angeles Raiders

Jersey Color

White

Home Team

Kansas City Chiefs

Jersey Color

Dark





Jerry Rice • 80

WIDE RECEIVER MISSISSIPPI VALLEY STATE 10TH YEAR
HT: 6-2 WT: 200 BORN: 10-13-62 (D-1 IN '85)

CAREER: Every major professional sports league has its elite standard for establishing immortality. Major League Baseball has Hank Aaron's 755 career home runs; the NBA boasts Kareem Abdul-Jabbar's 38,387 points; and most recently, the National Hockey League celebrated Wayne Gretzky's 803 career goals. Now, on the eve of its 75th anniversary season, the National Football League is anxiously counting down the toppling of its most prestigious record, Jim Brown's seemingly untouchable mark of 126 touchdowns. In relatively short order in 1994, that place in history should be occupied by San Francisco's Jerry Rice, whose already legendary accomplishments have established him as a lock for the Hall of Fame, once he hangs up his cleats and No. 80 jersey. Perhaps even more impressive than his 124 career scores, which rank No. 3 all time behind Brown and Walter Payton's total of 125, is the fact that at 31 years of age, Rice is still in his prime. For now, one can only speculate what will come next for the 49ers' star wideout who already:

- * Owns the NFL record with 118 career receiving TDs.
- * Ranks No. 4 in NFL history with 11,776 receiving yards.
- * Ranks No. 5 all-time with 708 receptions.
- * Has an NFL-record (with Seattle's Steve Largent) eight seasons as the League's leading receiver.
- * Tied with Largent with eight 1,000-yard receiving seasons, while being the only player to accomplish the feat in eight consecutive years.
- * Ranks No. 2 in NFL history with 45 100-yard receiving games, trailing only Don Maynard's (1958, 60-73) total of 50.
- * Holds the 49ers' club record with 12,194 yards from scrimmage (11,776 receiving, 418 rushing).
- * Holds NFL postseason career records with 84 receptions, 1,306 yards and 13 TDs.
- * Shares Super Bowl Records for -Most Touchdowns, Career — 4 (Roger Craig and Franco Harris); -Most Points, Career — 24 (Roger Craig and Franco Harris); -Most Points, Game — 18 (Roger Craig); -Most Touchdowns, Game — 3 (Roger Craig).
- * Holds the Pro Bowl Record with 22 career catches.

ACQUIRED: Drafted in the first round by the 49ers in the 1985 draft (16th overall)... Third WR taken behind Al Toon (10th, N.Y. Jets) and Eddie Brown (13th, Cincinnati).

1993: Posted one of the best seasons of his illustrious career en route to being named **NFL OFFENSIVE PLAYER-OF-THE-YEAR** by the *Associated Press*. Selected as a starter to the **1994 PRO BOWL**, marking his seventh appearance in Hawaii...**NFL LEADER** in receiving yards (1,503) and touchdowns (16)...**TEAM LEADER** in receptions (98) and receiving yards (1,503), both totals being the second-best marks of his career...Finished the season with a reception in a **TEAM-RECORD** 127 consecutive games and tied with Harold Carmichael for fourth place on the NFL's all-time list...Named the winner of the 49ers' **LEN ESHMONT AWARD** as the most inspirational and courageous player in a vote by teammates...Had a pair of touchdown catches in the season-opener at Pittsburgh (9-5)...Had 82 receiving yards to move past Harold Jackson (10,372) into seventh place on the NFL's all-time receiving yardage list (10,433) at Cleveland (9-13)...Averaged 11 yards on three receptions and ran 43 yards on an end-around to score what

proved to be the winning TD vs. Atlanta (9-19)...Moved into seventh place on the NFL's all-time reception list (634), surpassing Don Maynard (633) with seven catches at New Orleans (9-26)...Added to his **NFL RECORD** for most career touchdown receptions with his 106th TD catch vs. Minnesota (10-3)...Team-high 82 yards receiving and gained 17 yards on a reverse at Dallas (10-17)...Posted a season-high nine receptions to move into sixth place on the NFL's all-time reception list (652), surpassing Charley Taylor (649) and gained 155 yards to vault ahead of Stanley Morgan (10,716) into the No. 6 spot on the all-time receiving yardage list with 10,858 vs. Phoenix (10-24). Also hauled in a pair of TD passes vs. the Cardinals, moving into fourth place on the NFL's career touchdown list with 114...Moved into third place on the NFL's all-time touchdown list (118), surpassing John Riggins (116), with four TD receptions at Tampa Bay (11-14), while gaining a **SEASON-HIGH** 172 receiving yards vs. the Bucs to become the sixth player in NFL history to reach 11,000 receiving yards (11,093)...Established himself as the 49ers' **TEAM RECORD** holder with 11,564 yards from scrimmage, surpassing Roger Craig (11,506) with his 62 yards on four catches vs. New Orleans (11-22) and established a **MONDAY NIGHT FOOTBALL RECORD** in that game with a pair of touchdown receptions, giving him 18 career scores on Monday night, eclipsing Marcus Allen's mark of 16...Surpassed 1,000 receiving yards for the season (1,048) with eight catches for 166 yards at L.A. Rams (11-28), tying Steve Largent's **NFL RECORD** for most 1,000-yard receiving seasons in a career (8) and establishing an **NFL RECORD** by accomplishing those 1,000-yard campaigns in consecutive years, breaking the old mark of seven that he previously shared with Lance Alworth...Averaged 20.5 yards on four catches vs. Cincinnati (12-5)...Totaled 105 yards receiving on six catches at Atlanta (12-11) to tie James Lofton for second place on the NFL's all-time chart with 43 games with 100 or more yards receiving...Accumulated 132 receiving yards, including an 80-yard touchdown reception, at Detroit (12-19) to move past James Lofton (43) and alone into second place (44) on the NFL's all-time list for most games with 100 or more yards receiving in a career...**SEASON-HIGH** 10 catches for 83 yards vs. Houston (12-25)...Caught a three-yard touchdown reception among his six grabs for 53 yards vs. Philadelphia (1-3), increasing his **NFL RECORD** for most TD catches to 118 and his total touchdown count to 124...**POSTSEASON**: Added to his **NFL RECORD** for career postseason receptions, running his total to 78 with three grabs for 43 yards vs. N.Y. Giants in the NFC Divisional Playoff Game (1-15)...Accumulated 83 yards on six receptions at Dallas in the NFC Championship Game (1-23), surpassing Cliff Branch (1,289) in setting a new **NFL CAREER POSTSEASON RECEIVING YARDAGE RECORD** with 1,306.

1992: Became the NFL's **CAREER RECORD HOLDER** for receiving touchdowns with 101, surpassing Steve Largent's mark of 100...Selected as a starter to the **1993 PRO BOWL**...**TEAM LEADER** in receiving yards (1,201), receptions (84) and touchdowns... Posted a team-high 73 yards receiving and caught his first touchdown pass of the season at N.Y. Jets (9-20)...Became the eighth player in NFL history to catch at least one pass in 100 consecutive games vs. L.A. Rams (10-4)...Named **NFC OFFENSIVE PLAYER-OF-THE-WEEK** when he scored three touchdowns (2 receiving, 1 rushing) to become the eighth player in NFL history to reach 100 career scores (102, 6th all-time) vs. Atlanta (10-18)...Reached the 10,000 total yards mark (10,001) for his career and scored his 98th NFL receiving touchdown at Atlanta (11-9)...Had a season-high eight receptions and tied Dwight Clark's **TEAM RECORD** 105 consecutive games with at least one reception vs. New Orleans (11-15)...Broke that record the following week with his 106th consecutive game with a catch and tied Don Hutson for second place on the all-time NFL touchdown reception list (99) at L.A. Rams (11-22)...Named **USA TODAY/MILLER LITE NFL PLAYER-OF-THE-WEEK** and **NFC OFFENSIVE PLAYER-OF-THE-WEEK** as he tied Steve Largent for first place on the all-time NFL touchdown reception list with his 100th career TD catch and tied Hutson



(Jerry Rice Continued)

(105) for fifth place on the all-time NFL touchdown list vs. Philadelphia (11-29)...Set the **NFL TD RECEPTION RECORD** with his 101st TD grab on a 30-yard play from Steve Young in the fourth period vs. Miami (12-6). Totaled 79 yards on seven catches in that game to also become the ninth player in NFL history to pass the 10,000-yard receiving mark at 10,037...Tied Lance Alworth's **NFL RECORD** for most consecutive seasons (7) with 1,000 yards receiving at Minnesota (12-13)...Caught two touchdown passes to increase his NFL touchdown reception record to 103, while netting 118 yards on seven catches vs. Tampa Bay (12-19)...Extended his streak of at least one reception to 111 games vs. Detroit (12-28)...Became the 49ers' **CAREER POSTSEASON RECEPTIONS RECORD HOLDER** with 67, surpassing Roger Craig (63) vs. Washington in the NFC Divisional Playoff Game (1-9)...Established **NFL POSTSEASON RECORDS** for most career receptions (75), most total touchdowns career (13) and tied John Stallworth's League mark for most games with 100 or more yards receiving with five as he caught eight passes for 123 yards and a score vs. Dallas in the NFC Championship Game (1-17).

1991: TEAM LEADER in catches (80), receiving yards (1,206) and TDs (14)...Scored a 73-yard TD on his lone reception at N.Y. Giants (9-2)...Became the 16th player in NFL history to surpass 8,000 yards receiving (8,089), had two TD receptions and had his only rush (two yards) of the season vs. San Diego (9-8)...Hauled in a pair of TD receptions for the second consecutive week at Minnesota (9-15)...Tied Lance Alworth (85) for fourth on the all-time career TD reception list with a 62-yarder vs. L.A. Rams (9-22), and moved alone into fourth place on that list (86) vs. Atlanta (10-13)...His game-winning TD reception vs. New Orleans (12-1) tied Don Maynard (88) for third place on the all-time NFL TD receiving list and Roger Craig (508) for first on the all-time 49ers reception chart...Moved into third place on the all-time NFL TD reception list (89) and became the 49ers' **CAREER RECORD HOLDER** for most receptions (514) at Seattle (12-8), also reaching the 1,000-yard receiving mark against the Seahawks...Had a pair of TD receptions vs. Kansas City (12-14) and vs. Chicago (12-23) to increase his career total to 93 and extended his streak of at least one reception to 95 consecutive games.

1990: SPORTS ILLUSTRATED'S NFL PLAYER-OF-THE-YEAR...NFL LEADER in receptions (100) and yardage (1,502)...Caught a **CAREER-HIGH** 105 passes to become only the fourth player in NFL history to catch at least 100 passes in a season (Art Monk, Washington - 106 in 1984; Charley Hennigan, Houston - 101 in '64; and Lionel Taylor, Denver - 100 in '60)...Named **NFC CO-OFFENSIVE PLAYER-OF-THE-WEEK** along with Joe Montana when he posted one of the greatest receiving games in NFL history at Atlanta (10-14). Tied an **NFL RECORD** with five TD receptions and established **TEAM RECORDS** for receptions (13) and points (30), while ringing up 225 yards. His yardage total in that game established him as the 49ers' **CAREER RECORD HOLDER** with 6,938 yards, surpassing Dwight Clark's 6,750...Caught eight passes for 101 yards, including three receptions for 40 yards on team's game-winning overtime drive at Cincinnati (12-9)...Tied John Stallworth's **NFL POSTSEASON RECORD** for most career TD receptions (12) vs. Washington in the NFC Divisional Playoff Game (1-12-91).

1989: Unanimous selection to the **PRO FOOTBALL HALL OF FAME'S NFL "TEAM OF THE 1980s"**...**NFL LEADER** with 1,483 receiving yards...**LEAGUE LEADER** among wide receivers with 17 TD catches...**TEAM LEADER** with 82 receptions and 17 scores...Scored the winning TD on a 58-yard catch-and-run late in the fourth quarter at Indianapolis (9-10)...Set **TEAM CAREER RECORDS** for total TDs (64) and receiving TDs (60) with a pair of scores vs. New Orleans (11-6)...Added to the **TEAM RECORD** with an eighth game of more than 100 receiving yards vs. Chicago (12-24)...Scored on 72- and 13-yard catches in the NFC Divisional Playoff Game vs. Minnesota (1-6-90)...Set a **SUPER BOWL RECORD** with three receiving scores vs. Denver in Super Bowl XXIV (1-28-90).

1988: TEAM LEADER with 1,306 reception yards...His **NFL RECORD** of 13 consecutive games with a TD ended at New Orleans (9-4)...Made a 78-yard TD catch with :42 remaining at N.Y. Giants (9-11) to provide the margin for victory...Tied the **TEAM RECORD** for the sixth time with three-receiving TDs at Seattle (9-25)...Established a then-**TEAM RECORD** with a 96-yard TD reception at San Diego (11-27)...Tied the **NFL POSTSEASON RECORD** with three receiving TDs in the NFC Divisional Playoff Game vs. Minnesota (1-1-89)...Had two more receiving TDs in the NFC Championship Game at Chicago (1-8-89)...Named **SUPER BOWL XXIII MVP**, following a **SUPER BOWL-RECORD** 215 yards on 11 receptions vs. Cincinnati (1-22-89)...His six postseason TDs tied an **NFL RECORD** (Larry Csonka - '73, Franco Harris - '74, and John Riggins - '83) for most single season playoff scores.

1987: Named **NFL MOST VALUABLE PLAYER**, the first 49er to receive that honor since QB John Brodie in 1970...**NFL LEADER** (first WR since Elroy "Crazylegs" Hirsch in 1951) and set a **TEAM SINGLE-SEASON RECORD** with 138 points — that point total being the most ever scored by a wide-out, and most points scored by a non-kicker since Redskins' RB John Riggins chalked up 144 points on an NFL-record 24 TDs in 1983...**NFL RECORD** 22 receiving TDs, shattering the previous mark of 18 set by Mark Clayton in 1984...Established another **NFL RECORD** by scoring on a pass reception in 13 consecutive games to end the regular season...Scored the winning points on a 25-yard TD catch with no time remaining at Cincinnati (9-20)...Tied the **TEAM RECORD** three times with three TD receptions vs. Tampa Bay (11-22), Cleveland (11-29), and Chicago (12-14)...**TEAM LEADER** with 1,078 receiving yards.

1986: SPORTS ILLUSTRATED'S NFL PLAYER-OF-THE-YEAR...**NFL LEADER** and set **TEAM RECORDS**, with 1,570 receiving yards (No. 3 on NFL all-time list) and 15 receiving TDs...**NFC LEADER** with 86 receptions...His three TDs vs. both the Colts (10-5) and the Cardinals (11-9) tied the **TEAM RECORD** at that time for TD receptions in a game...Tied a **TEAM RECORD** with 12 catches (204 yards) at Washington (11-17).

1985: Established a **TEAM RECORD** for rookies with 927 receiving yards, finishing second on the team that season to RB Roger Craig (1,014)...First career TD came on a 25-yard pass from Joe Montana at Atlanta (10-6)...Started four games during rookie season.

COLLEGE: Totaled 4,693 yards and set 18 NCAA Division II Records during his four-year career at Mississippi Valley State...Consensus All-American, totaling more than 100 receptions in both his junior and senior seasons...Recorded 1,845 yards and scored 28 TDs as a senior in 1984...Exceeded 1,000 yards receiving during three consecutive years...MVP in Blue-Gray Game, and played in Freedom Bowl All-Star Game...Named to the SBN Sports Network's Black College Football All-Time team.

PERSONAL: Full name is Jerry Lee Rice...Born and raised in Starkville, MS...Competed in football, basketball, and track & field at Crawford (MS) Moor High...Involved with the United Negro College Fund...He and his wife, Jackie, have two children: Jaqui Bonet (6-7-87) and Jerry Jr. (7-27-91)...The family splits time between Crawford, MS and Atherton, CA during the offseason.

RICE'S NFL HONORS: All-Rookie - 1985; NFC Rookie-of-the-Year - 1985; NFC Offensive Rookie-of-the-Year - 1985; NFL Offensive Player-of-the-Year - 1993; All-NFC - 1986-90, '92-93; Pro Bowl - 1987-94; All-Pro - 1986-90, '92-93; *Sports Illustrated's* Player-of-the-Year - 1986-87, 1990, 1993; *Sports Illustrated* All-Pro - 1992-93; NFL Player-of-the-Year - 1987, 1990; The Sporting News - NFL Player-of-the-Year - 1987, 1990. Super Bowl XXIII MVP - 1989; Len Eshmont Award - 1987, 1993.



Player Profiles

RICE'S PRO STATISTICS

Year	G/S	Receiving					Att.	Rushing				
		No.	Yds.	Avg.	Long	TD		Yds.	Avg.	Long	TD	
1985	16/4	49	927	18.9	66t	3	6	26	4.3	15t	1	
1986	16/15	86	1570	18.3	66t	15	10	72	7.2	18	1	
1987	12/12	65	1078	16.6	57t	22	8	51	6.4	17	1	
1988	16/16	64	1306	20.4	96t	9	13	107	8.2	29	1	
1989	16/16	82	1483	18.1	68t	17	5	33	6.6	17	0	
1990	16/16	100	1502	15.0	64t	13	2	0	0.0	0	0	
1991	16/16	80	1206	15.1	73t	14	1	2	2.0	2	0	
1992	16/16	84	1201	14.3	80t	10	9	58	6.4	26t	1	
1993	16/16	98	1503	15.3	80t	15	3	69	23.0	43t	1	
Career	140/127	708	11,776	16.6	96t	118	57	418	7.3	43t	6	
Playoffs												
1985	1/1	4	45	11.3	20	0	0	0	0.0	0	0	
1986	1/1	3	48	16.0	24	0	0	0	0.0	0	0	
1987	1/1	3	28	9.3	13	0	0	0	0.0	0	0	
1988	3/3	21	409	19.4	61t	6	3	29	9.6	21	0	
1989	3/3	19	317	16.7	72t	5	0	0	0.0	0	0	
1990	2/2	11	122	11.1	19	1	0	0	0.0	0	0	
1992	2/2	14	211	15.1	36	1	1	9	9.0	9	0	
1993	2/2	9	126	14.0	23	0	1	(-9)	(-9.0)	(-9)	0	
Total	15/15	84	1306	15.5	72t	13	5	29	5.8	21	0	
Pro Bowl												
1987	1/1	1	13	13.0	13	0	1	6	6.0	6	0	
1988	1/1	1	17	17.0	17	0	0	0	0.0	0	0	
1990	1/1	4	40	10.0	22	0	0	0	0.0	0	0	
1991	1/1	3	62	20.7	49	0	0	0	0.0	0	0	
1992	1/1	7	77	11.0	18	1	0	0	0.0	0	0	
1993	1/1	4	78	19.5	48	0	1	3	3.0	3	0	
1994	1/1	2	30	15.0	19	0	1	12	12.0	12	0	
Total	7/7	22	317	14.4	49	1	3	21	7.0	12	0	

OTHER STATS: PASSING - 1985 (0 for 1), 1986 (1 for 2, 16 yards), 1988 (1 for 3, 14 yards), **CAREER** (2 for 6, 30 yards); KICKOFF RETURNS - 1985 (1 for 6 yards); TACKLES - 1985 (1), 1986 (2), 1987 (2), 1988 (1), 1990 (5), 1991 (4), 1992 (3), **CAREER** (18); POSTSEASON TACKLES - 1985 (1), 1988 (1), **CAREER** (2).

RICE'S NFL BESTS

RECEPTIONS - 13 (at Atlanta - 9-23-90)

RECEIVING YARDS - 241 (vs. L.A. Rams - 12-9-85)

LONG RECEPTION - 96t (from Joe Montana at San Diego - 11-27-88)

TD RECEPTIONS - 5 (at Atlanta - 10-14-90)

RUSHES - 2 (several times)

RUSHING YARDS - 29 (at New Orleans - 9-4-88)

LONG RUSH - 29 (at New Orleans - 9-4-88)

TD RUSHES - 1 (several times)

PASSES - 1 (several times)

PASS COMPLETIONS - 1 (twice: vs. St. Louis - 11-9-86 & at Atlanta - 12-4-88)

PASSING YARDS - 16 (vs. St. Louis - 11-9-86)

LONG PASS - 16 (vs. St. Louis - 11-9-86)

RICE'S 100-YARD RECEIVING GAMES: (44) — 241 (vs. L.A. Rams - 12-9-85), 225 (at Atlanta - 10-14-90), 204 (at Washington - 11-17-86), 187 (at Green Bay - 11-4-90), 183 (vs. Atlanta - 10-18-92), 172 (vs. Indianapolis - 10-5-86), 172 (at Tampa Bay - 11-14-93), 171 (at San Diego - 11-27-88), (vs. Atlanta - 9-23-90), 166 (at L.A. Rams - 10-31-93), 164 (at Philadelphia - 9-24-89), 163 (vs. Atlanta - 9-18-88), (at Seattle - 9-25-88), (at Indianapolis - 9-10-89), 157 (at L.A. Rams - 9-14-86), 156 (vs. St. Louis - 11-9-86), 155 (vs. Phoenix - 10-24-93), 154 (vs. New Orleans - 12-1-91), 150 (vs. San Diego - 9-8-91), 149 (at New Orleans 10-8-89), 147 (at Dallas - 11-11-90), 144 (vs. Minnesota - 10-12-86), 138 (vs. Atlanta - 10-13-91), 133 (vs. Philadelphia - 11-29-92), 132 (at Detroit - 12-19-93), 126 (vs. Cleveland - 11-29-87), 125 (vs. Chicago - 12-23-91), 122 (at Tampa Bay - 9-17-89), 120 (vs. New Orleans - 9-21-86), 118 (at Minnesota - 12-30-90), (vs. Tampa Bay - 12-19-92), 117 (vs. N.Y. Giants - 11-27-89), 112 (vs. New England - 10-22-89), 111 (vs. Dallas - 12-22-85), 109 (at N.Y. Giants 9-11-88), 108 (vs. New Orleans - 11-15-87), 106 (at Pittsburgh - 9-13-87), (Green Bay - 11-19-89), 105 (vs. Washington - 11-21-88), (at Atlanta - 12-11-93), 104 (at L.A. Rams - 12-17-90), 103 (at Tampa Bay - 11-22-87), 101 (vs. Chicago - 12-24-89), and (at Cincinnati - 12-9-90).

RICE'S 100-YARD POSTSEASON RECEIVING GAMES: (5) — 215 (vs. Cincinnati - Super Bowl XXIII - 1-22-89), 148 (vs. Denver - Super Bowl XXIV - 1-28-90), 133 (at Chicago - 1-8-89), 123 (vs. Dallas - 1-17-93), and 114 (vs. Minnesota - 1-6-90).

RICE'S MULTIPLE TD RECEIVING GAMES: (29) — 2 (at Miami - 9-28-86), 3 (vs. Indianapolis - 10-5-86), 2 (vs. Minnesota - 10-12-86), 3 (vs. St. Louis - 11-9-86), 2 (at Cincinnati - 9-20-87), 2 (vs. New Orleans - 11-15-87), 3 (at Tampa Bay - 11-22-87), 3 (vs. Cleveland - 11-29-87), 3 (vs. Chicago - 12-14-87), 2 (vs. Atlanta - 12-20-87), 2 (vs. L.A. Rams - 12-27-87), 3 (at Seattle - 9-25-88), 2 (at San Diego - 11-27-88), 2 (at Philadelphia - 9-24-89), 2 (vs. New England - 10-22-89), 2 (vs. New Orleans - 11-6-89), 2 (vs. Atlanta - 11-12-89), 5@ (at Atlanta - 10-14-90), 2 (vs. San Diego - 9-8-91), 2 (at Minnesota - 9-15-91), 2 (vs. Kansas City - 12-14-91), 2 (vs. Chicago - 12-23-91), 2 (vs. Atlanta - 10-18-92), 2 (vs. Tampa Bay - 12-19-92), 2 (at Pittsburgh - 9-5-93), 2 (vs. Phoenix - 10-24-93), 4 (at Tampa Bay - 11-14-93), 2 (vs. New Orleans - 11-22-93), 2 (at L.A. Rams - 11-28-93).

RICE'S MULTIPLE POSTSEASON TO RECEIVING GAMES: (4) — 3 (vs. Minnesota - 1-1-89), 2 (at Chicago - 1-8-89), 2 (vs. Minnesota - 1-6-90), 3S (vs. Denver - Super Bowl XXIV - 1-28-90).

@ — Tied NFL record S — Super Bowl Record

JERRY RICE'S MILESTONE RECEPTIONS

Receptions

1	at Minnesota (9-8-85)
100	at Washington (11-17-86)
200	vs. L.A. Rams (12-27-87)
300	at N.Y. Jets (10-29-89)
400	at Dallas (11-11-90)
500	vs. New Orleans (12-1-91)
509*	vs. New Orleans (12-1-91)
600	vs. Tampa Bay (12-19-92)
700	vs. Houston (12-25-93)

Touchdowns

1	at Atlanta (10-6-85)
50	at Indianapolis (9-10-89)
60**	vs. New Orleans (11-6-89)
100	vs. Philadelphia (11-29-92)
101***	vs. Miami (12-6-92)
*	— broke 49ers' team record
**	— broke 49ers' team record
***	— broke Steve Largent's NFL record

JERRY RICE'S 118 TD RECEPTIONS, ENTERING 1994

(7 Different Individuals)

Joe Montana	55	Matt Cavanaugh	1
Steve Young	47	Mike Moroski	1
Jeff Kemp	8	Harry Sydney	1
Steve Bono	5	Total	118



Player Profiles

RICE'S 118 TD RECEPTIONS (Entering 1994)

YARDAGE

90 - 99 yards	1
80 - 89 yards	3
70 - 79 yards	3
60 - 69 yards	10
50 - 59 yards	10
40 - 49 yards	12
30 - 39 yards	13
20 - 29 yards	15
10 - 19 yards	19
1 - 9 yards	32

NFC/AFC

NFC OPPONENTS	84
AFC OPPONENTS	34

BY QUARTERS

1st Quarter	28
2nd Quarter	35
3rd Quarter	26
4th Quarter	29

BY HALVES

1st Half	63
2nd Half	55

BY MONTHS

September	25
October	29
November	37
December	26
January	1

GAMES WITH MULTIPLE TD RECEPTIONS

- 1 game with 5 TD receptions
- 1 game with 4 TD receptions
- 6 games with 3 TD receptions
- 21 games with 2 TD receptions

RICE'S 1993 GAME-BY-GAME RECEIVING

Date	Opponent	No.	Yds.	Avg.	Long	TD
9-5	at Pittsburgh	8	78	9.7	15	2
9-13	at Cleveland	6	82	13.6	25	0
9-19	vs. Atlanta	3	33	11.0	26	0
9-26	at New Orleans	7	95	13.6	24	0
10-3	vs. Minnesota	2	60	30.0	39t	1
10-17	at Dallas	7	82	13.1	16	0
10-24	vs. Phoenix	9	155	17.2	41	2
10-31	vs. L.A. Rams	6	63	10.3	15	0
11-14	at Tampa Bay	8	172	21.5	51t	4
11-22	vs. New Orleans	4	62	15.5	24	2
11-28	at L.A. Rams	8	166	20.7	48	2
12-5	vs. Cincinnati	4	82	20.5	43	0
12-11	at Atlanta	6	105	17.5	46	0
12-19	at Detroit	4	132	33.0	80t	1
12-25	vs. Houston	10	83	8.3	32	0
1-3	vs. Philadelphia	6	53	8.8	27	1

POSTSEASON RECEIVING

Date	Opponent	No.	Yds.	Avg.	Long	TD
1-15	vs. N.Y. Giants	3	43	14.3	18	0
1-23	at Dallas	6	83	13.8	23	0

RICE'S 1992 GAME-BY-GAME RECEIVING

Date	Opponent	No.	Yds.	Avg.	Long	TD
9-6	at N.Y. Giants	5	56	10.6	15	0
9-13	vs. Buffalo	3	26	8.6	13	0
9-20	at N.Y. Jets	5	73	14.6	21	1
9-27	at New Orleans	2	5	2.5	4	0
10-4	vs. L.A. Rams	5	57	10.7	26	0
10-11	at New England	3	60	20.0	32t	1
10-18	vs. Atlanta	7	183	26.1	80t	2
11-1	at Phoenix	6	87	14.5	23	0
11-9	at Atlanta	4	45	11.2	19	1
11-15	vs. New Orleans	8	68	8.5	14	0
11-22	at L.A. Rams	4	93	23.2	42t	1
11-29	vs. Philadelphia	8	133	16.6	37	1
12-6	vs. Miami	7	79	10.9	32	1
12-13	at Minnesota	5	56	10.6	21	0
12-19	vs. Tampa Bay	7	118	16.9	32	2
12-28	vs. Detroit	5	62	12.4	24	0

POSTSEASON RECEIVING

Date	Opponent	No.	Yds.	Avg.	Long	TD
1-9	vs. Washington	6	88	14.7	35	0
1-17	vs. Dallas	8	123	15.4	36	1

RICE'S 1991 GAME-BY-GAME RECEIVING

Date	Opponent	No.	Yds.	Avg.	Long	TD
9-2	at N.Y. Giants	1	73	73.0	73t	1
9-8	vs. San Diego	9	150	16.6	70t	2
9-15	at Minnesota	4	85	21.1	30	2
9-22	vs. L.A. Rams	5	99	19.4	62t	1
9-29	at L.A. Raiders	3	38	10.8	17	0
10-13	vs. Atlanta	7	138	19.7	57t	1
10-20	vs. Detroit	5	35	7.0	13	1
10-27	at Philadelphia	2	4	2.0	2	0
11-3	at Atlanta	6	44	7.3	10	0
11-10	at New Orleans	4	24	6.0	17	0
11-17	vs. Phoenix	3	30	10.0	12	0
11-25	at L.A. Rams	4	59	14.7	29	0
12-1	vs. New Orleans	9	154	17.1	52	1
12-8	at Seattle	6	67	10.7	16	1
12-14	vs. Kansas City	7	81	11.5	20	2
12-23	vs. Chicago	5	125	25.0	69	2



Player Profiles

RICE'S 1990 GAME-BY-GAME RECEIVING

Date	Opponent	No.	Yds.	Avg.	Long	TD
9-10	at New Orleans	2	26	13.0	20	0
9-16	vs. Washington	6	74	12.2	30	1
9-23	vs. Atlanta	8	171	21.3	42	1
10-7	at Houston	6	78	13.0	19	1
10-14	at Atlanta	13*	225	17.3	29	5@
10-21	vs. Pittsburgh	3	31	10.1	19	0
10-28	vs. Cleveland	6	67	10.7	15	1
11-4	at Green Bay	6	187	31.1	64t	1
11-11	at Dallas	12	147	12.2	37	1
11-18	vs. Tampa Bay	4	46	11.5	17	0
11-25	vs. L.A. Rams	7	72	10.2	21	0
12-3	vs. N.Y. Giants	1	13	13.0	13	0
12-9	at Cincinnati	8	101	12.6	29	0
12-17	at L.A. Rams	5	104	20.8	60t	1
12-23	vs. New Orleans	4	42	10.5	18	0
12-30	at Minnesota	9	118	13.1	22	1

POSTSEASON RECEIVING

1-12	vs. Washington	6	68	6.8	15	1
1-20	vs. N.Y. Giants	5	54	10.4	19	0
* Team record			@ Tied NFL record			

RICE'S 1989 GAME-BY-GAME RECEIVING

Date	Opponent	No.	Yds.	Avg.	Long	TD
9-10	at Indianapolis	6	163	27.2	58t	1
9-17	at Tampa Bay	8	122	15.2	40	1
9-24	at Philadelphia	6	164	27.3	68t	2
10-1	vs. L.A. Rams	2	36	18.0	18	0
10-8	at New Orleans	7	149	21.2	60t	1
10-15	at Dallas	2	28	14.0	20	1
10-22	vs. New England	6	112	18.6	50t	2
10-29	at N.Y. Jets	5	95	19.0	45t	1
11-6	vs. New Orleans	6	93	15.5	32t	2
11-12	vs. Atlanta	3	81	27.0	39t	2
11-19	vs. Green Bay	9	106	11.8	20	1
11-27	vs. N.Y. Giants	7	117	16.7	37	1
12-3	at Atlanta	3	32	10.6	18	0
12-11	at L.A. Rams	5	38	7.6	13	0
12-17	vs. Buffalo	4	46	15.3	29	1
12-24	vs. Chicago	4	101	25.2	45	1

POSTSEASON RECEIVING

1-6	vs. Minnesota	6	114	19.0	72t	2
1-14	vs. L.A. Rams	6	55	9.2	19	0
1-28	vs. Denver (SB XXIV)	7	148	21.1	38t	3 S

S-Super Bowl record

Player Profiles



RICE'S 1988 GAME-BY-GAME RECEIVING

Date	Opponent	No.	Yds.	Avg.	Long	TD
9-4	at New Orleans	2	41	20.5	29	0
9-11	at N.Y. Giants	4	109	27.2	78t	1
9-18	vs. Atlanta	8	163	20.3	37	0
9-25	at Seattle	6	163	27.2	69t	3
10-2	vs. Detroit	2	35	17.5	32	0
10-9	vs. Denver	3	78	26.0	33	0
10-16	at L.A. Rams	4	65	16.2	38	0
10-24	at Chicago	4	86	21.5	45	1
10-30	vs. Minnesota	1	22	22.0	22	0
11-6	at Phoenix	3	37	12.3	19	0
11-13	vs. L.A. Raiders	5	61	12.2	28	0
11-21	vs. Washington	3	105	35.0	80t	1
11-27	at San Diego	6	171	28.5	96t	2
12-4	at Atlanta	5	63	12.6	20	1
12-11	vs. New Orleans	6	78	13.0	18	0
12-18	vs. L.A. Rams	2	29	14.5	20	0

POSTSEASON RECEIVING

1-1	vs. Minnesota	5	61	12.2	28	3 %
1-8	at Chicago	5	133	26.6	61t	2
1-22	vs. Cincinnati (SB XXIII)	11	215 N, S	19.5	44	1

%-Ties NFL postseason record

N-NFL postseason record

S-Super Bowl record

RICE'S 1987 GAME-BY-GAME RECEIVING

Date	Opponent	No.	Yds.	Avg.	Long	TD
9-13	at Pittsburgh	8	106	13.2	32	1
9-20	at Cincinnati	4	86	21.5	34t	2
10-25	at New Orleans	6	89	14.8	39	1
11-1	at L.A. Rams	3	70	23.3	51t	1
11-8	vs. Houston	7	77	11.0	21	1
11-15	vs. New Orleans	4	108	27.0	50t	2
11-22	at Tampa Bay	7	103	14.7	42t	3
11-29	vs. Cleveland	7	126	18.0	30t	3
12-6	at Green Bay	4	90	22.5	57t	1
12-14	vs. Chicago	8	75	9.3	17	3
12-20	vs. Atlanta	4	58	14.5	27	2
12-27	vs. L.A. Rams	3	90	30.0	50t	2

POSTSEASON RECEIVING

1-9	vs. Minnesota	3	28	9.3	13	0
-----	---------------	---	----	-----	----	---



Player Profiles

RICE'S 1986 GAME-BY-GAME RECEIVING

Date	Opponent	No.	Yds.	Avg.	Long	TD
9-7	at Tampa Bay	5	54	10.8	14	0
9-14	at L.A. Rams	6	157	26.1	66t	1
9-21	vs. New Orleans	7	120	17.1	26	0
9-28	at Miami	3	76	25.3	50t	2
10-5	vs. Indianapolis	6	172	28.6	58t	3
10-12	vs. Minnesota	7	144	20.5	59	2
10-19	at Atlanta	3	58	19.3	27	0
10-26	at Green Bay	4	49	12.2	16	1
11-2	at New Orleans	4	44	11.0	21	0
11-9	vs. St. Louis	4	156	39.0	45t	3
11-17	at Washington	12	204	17.0	39	0
11-23	vs. Atlanta	4	47	11.7	17	1
12-1	vs. N.Y. Giants	9	86	9.5	15	1
12-7	vs. N.Y. Jets	5	97	19.4	42	0
12-14	at New England	4	35	8.7	22	0
12-19	vs. L.A. Rams	3	71	23.6	44t	1

POSTSEASON RECEIVING

1-4	at N.Y. Giants	3	48	16.0	24	0
-----	----------------	---	----	------	----	---

RICE'S 1985 GAME-BY-GAME RECEIVING

Date	Opponent	No.	Yds.	Avg.	Long	TD
9-7	at Minnesota	4	67	16.8	23	0
9-15	vs. Atlanta	2	35	17.5	20	0
9-22	at L.A. Raiders	3	94	31.3	38	0
9-29	vs. New Orleans	0	0	0.0	0	0
10-6	at Atlanta	3	42	14.0	25t	1
10-13	vs. Chicago	3	37	12.3	17	0
10-20	at Detroit	1	3	3.0	3	0
10-27	at L.A. Rams	2	17	8.5	9	0
11-3	vs. Philadelphia	3	70	23.3	41	1
11-11	at Denver	4	67	16.8	33	0
11-17	vs. Kansas City	1	19	19.0	19	0
11-25	vs. Seattle	2	42	21.0	28	0
12-1	at Washington	0	0	0.0	0	0
12-9	vs. L.A. Rams	10	241	24.1	66t	1
12-15	at New Orleans	4	82	20.5	42	0
12-22	vs. Dallas	7	111	15.9	31	0

POSTSEASON RECEIVING

12-29	at N.Y. Giants	4	45	11.3	20	0
-------	----------------	---	----	------	----	---

Player Profiles



RICE'S CAREER RECEIVING VS. EACH OPPONENT, ENTERING 1994

Opponent	Games	Rec.	Yards	Yards Per Rec.	Yards Per Game	TD
Atlanta	17	89	1523	17.1	89.6	17
Buffalo	2	6	72	12.0	36.0	1
Chicago	5	24	424	17.7	84.8	7
Cincinnati	3	16	269	16.8	90.0	2
Cleveland	3	19	275	14.5	91.6	4
Dallas	4	28	368	13.1	92.0	2
Denver	2	7	145	20.7	72.5	0
Detroit	5	17	267	15.7	53.4	2
Green Bay	4	23	432	18.8	108.0	4
Houston	3	23	238	10.3	79.3	2
Indianapolis	2	12	335	27.9	167.5	4
Kansas City	2	8	100	12.5	50.0	2
L.A. Raiders	3	11	193	17.5	64.3	0
L.A. Rams	18	84	1527	18.2	84.8	11
Miami	2	10	155	15.5	77.5	3
Minnesota	7	32	552	17.2	78.8	7
New England	3	13	207	15.9	69.0	3
New Orleans	18	86	1280	14.9	71.1	9
N.Y. Giants	6	27	454	16.8	75.6	4
N.Y. Jets	3	15	265	17.6	88.3	2
Philadelphia	5	25	424	17.0	84.8	5
Phoenix	5	25	465	18.6	93.0	5
Pittsburgh	3	19	215	11.3	71.6	3
San Diego	2	15	321	21.4	160.5	4
Seattle	3	14	272	19.4	90.7	4
Tampa Bay	6	39	615	15.8	102.5	9
Washington	4	21	383	18.2	95.8	2
Totals	140	708	11776	16.6	84.1	118

TOP 10 NFL LEADERS, CONSECUTIVE GAMES WITH A PASS RECEPTION

Rank	No.	Player	Team	Streak
1.	177	Steve Largent	Seattle	11/20/77-12/23/89
2.	164	Art Monk	Washington/Jets	10/2/83-CURRENT
3.	150	Ozzie Newsome	Cleveland	10/21/79-10/23/89
4.	127	JERRY RICE	SAN FRANCISCO	12/9/85-CURRENT
	127	Harold Carmichael	Philadelphia	10/8/72-12/14/80
6.	121	Mel Gray	St. Louis	10/8/72-12/14/80
7.	105	Anthony Carter	Minnesota	10/27/85-11/15/92
	105	Dwight Clark	San Francisco	9/14/80-9/13/87
	105	Danny Abramowicz	N.O./S.F.	10/29/67-12/15/74



Player Profiles

NFL CAREER LEADERS

TOUCHDOWNS

1) Jim Brown	126 (106-20-0)
2) Walter Payton	125 (110-15-0)
3) JERRY RICE	124 (6-118-0)
4) John Riggins	116 (104-12-0)
5) Lenny Moore	113 (63-48-2)
6) Marcus Allen	112 (91-20-1)
7) Don Hutson	105 (3-99-3)
8) Steve Largent	101 (1-100-0)
9) Franco Harris	100 (91-9-0)
10) Eric Dickerson	96 (90-6-0)

R - P - RET

RECEIVING TOUCHDOWNS

1) JERRY RICE	118
2) Steve Largent	100
3) Don Hutson	99
4) Don Maynard	88
5) Lance Alworth	85
Paul Warfield	85
7) Tommy McDonald	84
Mark Clayton	84
9) Harold Carmichael	79
Charley Taylor	79

RECEPTIONS

1) Art Monk	888
2) Steve Largent	819
3) James Lofton	764
Charlie Joiner	750
5) JERRY RICE	708
6) Ozzie Newsome	662
7) Charley Taylor	649
8) Don Maynard	633
9) Raymond Berry	631
10) Drew Hill	629

RECEIVING YARDS

1) James Lofton	14,020
2) Steve Largent	13,089
3) Charlie Joiner	12,146
4) Art Monk	12,026
5) Don Maynard	11,834
6) JERRY RICE	11,776
7) Stanley Morgan	10,716
8) Harold Jackson	10,372
9) Lance Alworth	10,266
10) Drew Hill	9,831

MOST GAMES, 100 OR MORE YARDS PASS RECEIVING, CAREER

Rank	No.	Player	Team
1.	50	Don Maynard	N.Y. Giants, N.Y. Jets, St. Louis
2.	44	JERRY RICE	SAN FRANCISCO
3.	43	James Lofton	Green Bay, L.A. Raiders, Buffalo, Philadelphia
4.	41	Lance Alworth	San Diego, Dallas
5.	40	Steve Largent	Seattle

- 49ERS FACT -

Top NFL Offensive Teams in 1993

Team	Yards/Game
1. San Francisco	402.2
2. Miami	363.3
3. Houston	353.6
4. Dallas	350.9
5. Denver	341.3

Player Profiles



JERRY RICE — TOUCHDOWN CHRONOLOGY (Receiving)

No.	Date	Opponent	Yds.	Qtr.	Dwn/Yds	Passer
1	10/6/85	@Atlanta Falcons	25	4th	1/10	Montana
2	11/3/85	PHILADELPHIA EAGLES	14	2nd	1/10	Cavanaugh
3	12/9/85	LOS ANGELES RAMS	66	3rd	1/10	Montana
4	9/14/86	@Los Angeles Rams	66	3rd	2/11	Kemp
5	9/28/86	@Miami Dolphins	18	1st	3/3	Kemp
6			50	2nd	2/2	Kemp
7	10/5/86	INDIANAPOLIS COLTS	45	3rd	2/6	Kemp
8			16	3rd	2/4	Kemp
9			58	4th	1/10	Kemp
10	10/12/86	MINNESOTA VIKINGS	34	2nd	2/9	Kemp
11			17	3rd	2/10	Kemp
12	10/26/86	@Green Bay Packers	7	2nd	2/4	Moroski
13	11/9/86	ST. LOUIS CARDINALS	45	1st	2/7	Montana
14			40	2nd	1/10	Montana
15			44	3rd	1/10	Montana
16	11/23/86	ATLANTA FALCONS	2	1st	3/1	Montana
17	12/1/86	NEW YORK GIANTS	11	2nd	2/4	Montana
18	12/19/86	LOS ANGELES RAMS	44	1st	1/10	Montana
19	9/13/87	@Pittsburgh Steelers	3	4th	2/Goal	Montana
20	9/20/87	@Cincinnati Bengals	34	3rd	1/10	Montana
21			25	4th	1/10	Montana
22	10/25/87	@New Orleans Saints	8	1st	3/4	Montana
23	11/1/87	@Los Angeles Rams	51	4th	1/10	Montana
24	11/8/87	HOUSTON OILERS	1	2nd	1/Goal	Montana
25	11/15/87	NEW ORLEANS SAINTS	46	1st	2/5	Young
26			50	3rd	1/10	Sydney
27	11/22/87	@Tampa Bay Buccaneers	21	1st	3/8	Montana
28			42	2nd	2/9	Montana
29			3	4th	3/Goal	Montana
30	11/29/87	CLEVELAND BROWNS	2	1st	3/1	Montana
31			30	2nd	3/19	Montana
32			29	4th	1/10	Montana
33	12/6/87	@Green Bay Packers	57	4th	3/5	Montana
34	12/14/87	CHICAGO BEARS	1	1st	2/Goal	Young
35			16	3rd	2/11	Young
36			2	4th	3/1	Young
37	12/20/87	ATLANTA FALCONS	20	3rd	2/5	Young
38			1	4th	3/Goal	Young
39	12/27/87	LOS ANGELES RAMS	22	1st	1/10	Young
40			50	2nd	1/10	Young
41	9/11/88	@New York Giants	78	4th	3/10	Montana
42	9/25/88	@Seattle Seahawks	1	1st	3/Goal	Montana
43			69	3rd	3/3	Montana
44			60	3rd	1/10	Montana
45	10/24/88	@Chicago Bears	23	1st	2/10	Montana



Player Profiles

No.	Date	Opponent	Yds.	Qtr.	Dwn/Yds	Passer
46	11/21/88	WASHINGTON REDSKINS	80	4th	3/7	Montana
47	11/27/88	@San Diego Chargers	96	1st	1/10	Montana
48			41	3rd	3/5	Montana
49	12/4/88	@Atlanta Falcons	20	2nd	2/10	Montana
50	9/10/89	@Indianapolis Colts	58	4th	3/7	Montana
51	9/17/89	@Tampa Bay Buccaneers	2	4th	1/Goal	Montana
52	9/24/89	@Philadelphia Eagles	68	1st	3/9	Montana
53			33	4th	3/4	Montana
54	10/8/89	@New Orleans Saints	60	3rd	2/1	Montana
55	10/15/89	@Dallas Cowboys	8	4th	3/Goal	Young
56	10/22/89	NEW ENGLAND PATRIOTS	3	2nd	3/Goal	Montana
57			50	3rd	3/6	Young
58	10/29/89	@New York Jets	45	2nd	2/1	Bono
59	11/6/89	NEW ORLEANS SAINTS	32	1st	2/8	Montana
60			2	2nd	1/Goal	Montana
61	11/12/89	ATLANTA FALCONS	39	2nd	2/4	Montana
62			11	3rd	1/10	Montana
63	11/19/89	GREEN BAY PACKERS	9	2nd	2/Goal	Montana
64	11/27/89	NEW YORK GIANTS	4	1st	1/Goal	Montana
65	12/17/89	BUFFALO BILLS	8	4th	1/Goal	Young
66	12/24/89	CHICAGO BEARS	29	1st	2/18	Montana
67	9/16/90	WASHINGTON REDSKINS	12	2nd	2/9	Montana
68	9/23/90	ATLANTA FALCONS	35	3rd	2/9	Montana
69	10/7/90	@Houston Oilers	6	2nd	2/Goal	Montana
70	10/14/90	@Atlanta Falcons	24	1st	2/7	Montana
71			25	1st	3/9	Montana
72			19	2nd	2/6	Montana
73			13	3rd	1/10	Montana
74			15	4th	2/15	Montana
75	10/28/90	CLEVELAND BROWNS	14	2nd	2/11	Montana
76	11/4/90	@Green Bay Packers	64	4th	3/5	Montana
77	11/11/90	@Dallas Cowboys	7	2nd	3/5	Montana
78	12/17/90	@Los Angeles Rams	60	2nd	1/10	Montana
79	12/30/90	@Minnesota Vikings	14	4th	1/10	Young
80	9/2/91	@New York Giants	73	1st	3/9	Young
81	9/8/91	SAN DIEGO CHARGERS	32	2nd	1/10	Young
82			70	3rd	3/1	Young
83	9/15/91	@Minnesota Vikings	15	1st	1/10	Young
84			21	4th	1/10	Young
85	9/22/91	LOS ANGELES RAMS	62	4th	3/3	Young
86	10/13/91	ATLANTA FALCONS	57	3rd	3/10	Young
87	10/20/91	DETROIT LIONS	2	3rd	1/Goal	Young
88	12/1/91	NEW ORLEANS SAINTS	47	4th	1/10	Bono
89	12/8/91	@Seattle Seahawks	9	3rd	2/7	Bono
90	12/14/91	KANSAS CITY CHIEFS	1	1st	1/Goal	Bono
91			20	3rd	3/8	Bono
92	12/23/91	CHICAGO BEARS	3	2nd	2/Goal	Young

Player Profiles



No.	Date	Opponent	Yds.	Qtr.	Dwn/Yds	Passer
93			69	2nd	1/10	Young
94	9/20/92	@New York Jets	5	1st	2/Goal	Young
95	10/11/92	@New England Patriots	32	2nd	1/10	Young
96	10/18/92	ATLANTA FALCONS	80	1st	1/10	Young
97			40	2nd	2/10	Young
98	11/9/92	@Atlanta Falcons	19	4th	2/8	Young
99	11/22/92	@Los Angeles Rams	42	4th	2/8	Young
100	11/29/92	PHILADELPHIA EAGLES	22	1st	2/7	Young
101	12/6/92	MIAMI DOLPHINS	12	4th	3/12	Young
102	12/19/92	TAMPA BAY BUCCANEERS	32	3rd	1/10	Young
103			30	4th	1/10	Young
104	9/5/93	@Pittsburgh Steelers	5	1st	3/5	Young
105			6	2nd	2/6	Young
106	10/3/93	MINNESOTA VIKINGS	39	1st	3/5	Young
107	10/24/93	PHOENIX CARDINALS	8	2nd	2/Goal	Young
108			7	4th	3/4	Young
109	11/14/93	@Tampa Bay	12	1st	1/10	Young
110			51	2nd	2/3	Young
111			9	2nd	2/4	Young
112			26	3rd	2/10	Young
113	11/22/93	New Orleans	11	2nd	2/8	Young
114			14	3rd	2/6	Young
115	11/28/93	@L.A. Rams	39	2nd	2/24	Young
116			7	4th	3/7	Young
117	12/19/93	@Detroit	80	2nd	1/10	Young
118	1/3/94	Philadelphia	3	2nd	1/Goal	Young

JERRY RICE — TOUCHDOWN CHRONOLOGY (Rushing)

No.	Date	Opponent	Yds.	Qtr.	Dwn/Yds
1	12/22/85	DALLAS COWBOYS	15	3rd	3/3
2	12/1/86	NEW YORK GIANTS	1	2nd	3/Goal
3	12/20/87	ATLANTA FALCONS	5	2nd	3/4
4	10/2/88	DETROIT LIONS	11	2nd	3/4
5	10/18/92	ATLANTA FLACONS	26	3rd	2/10
6	9/19/93	ATLANTA FALCONS	43	4th	1/10

— 49ERS FACT —

WR Jerry Rice has played in each of the 140 games on the 49ers schedule during his NFL career. He has also started in 119 consecutive games, dating back to the fifth game of the 1986 season.



Player Profiles



Damien Russell • 38

SAFETY **VIRGINIA TECH** **2ND YEAR**
HT: 6-1 **WT: 204** **BORN: 8-20-70** **(D-6 IN '92)**

CAREER: Damien Russell will be looking to make a presence in the 49ers secondary in 1994, after having already established himself as an outstanding player on special teams...Plays with maturity, while still having an aggressive nature on the field.

ACQUIRED: Selected by the 49ers in the sixth round (150th overall) of the '92 draft...Choice acquired from Pittsburgh for San Francisco's seventh (188th) and eighth (215th) and Green Bay's eighth (203rd).

1993: Played in all 16 games, seeing most of his action on special teams, in addition to some reserve duty at safety...**TEAM LEADER** with 11 special teams tackles...Made NFL debut at Pittsburgh (9-5) and registered one special teams tackle...Had a special teams tackle vs. Atlanta (9-19), at New Orleans (9-26), at Dallas (10-17) and at Tampa Bay (11-14)...Posted a career-high five tackles from scrimmage vs. New Orleans (11-22)...Had a pair of tackles and recovered a fumble at Detroit (12-19)...Had three special teams tackles vs. Philadelphia (1-3)...**POSTSEASON:** Credited with a pair of tackles vs. N.Y. Giants in the NFC Divisional Playoff Game (1-15) and had a special teams stop at Dallas in the NFC Championship Game (1-23).

1992: Signed Aug. 27 and placed on Reserve Non-Football Injury list.

COLLEGE: All-Big East selection as a senior at Virginia Tech in 1991...Led secondary with six passes defended and had four games with five or more tackles...Added three kick-off returns for 60 yards...All-Southern Independent and All-Virginia NCAA Division I as a junior...His 73 total tackles led the secondary in '90...Lettered all four years in Blacksburg, breaking into the starting lineup late in his freshman season...Majored in communications.

PERSONAL: Full name is Damien Eduardo Russell...Born in New York, NY, and grew up in Washington, D.C., where he was all-state in football and track & field at Woodson High... Played defensive back/running back and helped the track team, coached by his father, to the D.C. indoor city championship, while anchoring two legs on winning relay teams...Won the city championship in the 100-meter dash...His senior essay on Prop. 48 was selected to run on the *Washington Post* editorial page...Single, he lives in Santa Clara, CA.

RUSSELL'S PRO STATISTICS

Year	G/S	Tot.	Tackles Solo	Asst.	Interceptions No./Yds.	Pass. Def.	Fumbles Rec./Yds.
1992	0/0		— Physically Unable to Perform —				
1993	16/0	19	16	3	0/0	0	1/0
Career	16/0	19	16	3	0/0	0	1/0
Playoffs							
1992	0/0		— Physically Unable to Perform —				
1993	2/0	3	3	0	0/0	0	0/0
Total	2/0	3	3	0	0/0	0	0/0

RUSSELL'S NFL BESTS

TOTAL TACKLES - 5 (vs. New Orleans - 11-22-93)
SOLO - 4 (vs. New Orleans - 11-22-93)
ASSISTS - 1 (several times)
FUMBLE RECOVERIES - 1 (at Detroit - 12-19-93)

Jesse Sapolu • 61

CENTER **HAWAII** **12TH YEAR**
HT: 6-4 **WT: 260** **BORN: 3-10-61** **(D-11 IN '83)**



CAREER: The rest of the football world caught on to something in 1993 that the 49ers have been aware of for the past 11 seasons—that Jesse Sapolu is simply one of the finest centers in the National Football League...That status was solidified with his first selection to the Pro Bowl, earning that honor as a starter...Does not possess overwhelming size, but nonetheless is a surprisingly powerful lineman who also has outstanding agility and technique...Has been one of the 49ers' most durable players over the years, having started in 105 consecutive games, dating back to 1987, that streak following a three-year bout with injuries that saw him miss all but one game from 1984-86.

ACQUIRED: Drafted by the 49ers in the 11th round (289th overall) of the 1983 draft.

1993: Named the NFC's starting center in the **1994 PRO BOWL**...Started all 16 regular season games, playing every down in 12 contests...Replaced by Chris Dalman late in the second half at Tampa Bay (11-14), vs. New Orleans (11-22), at L.A. Rams (12-5) and at Detroit (12-19)...**POSTSEASON:** Started and played the entire game at center vs. N.Y. Giants in the NFC Divisional Playoff Game (1-15) and at Dallas in the NFC Championship Game (1-23)...All-Madden in '93.

1992: Started and played the entire game at center in 14 games...Started and played all but the final series of the first half vs. Atlanta (10-18)...Alternated at center with Ralph Tamm in the second half of the Falcons' game...Began snapping on field goals, PATs and punts after Tamm suffered a left knee injury in the second quarter at Minnesota (12-13)...Started and played the entire game at center vs. Washington in the NFC Divisional Playoff Game (1-9) and vs. Dallas in the NFC Championship Game (1-17).

1991: Played the entire game at center 12 of 16 weeks...Played all but the game's final play vs. San Diego (9-8)...Snapped for field goals and PATs Weeks 1-4...Started, and replaced by Chuck Thomas at center in the fourth quarter, vs. Detroit (10-20) and vs. Chicago (12-23)...Selected to the All-Madden Team following the season.

1990: Played nearly every down from scrimmage...Replaced late in the fourth quarter vs. Pittsburgh (10-21), at Dallas (11-11), and vs. Tampa Bay (11-25).

1989: Switched from left guard to center at the beginning of training camp...Played left guard at times during the final two games when Chuck Thomas moved into the center spot and Guy McIntyre moved from left guard to right guard.

1983-88: Played in every regular and postseason game as a rookie in 1983, including his first career starting assignment at right guard vs. Miami (11-6-83)...Fractured his right foot working out prior to the start of the '84 training camp, forcing him on the "Physically Unable to Perform" list for the first 10 games...Activated for a contest at Cleveland (11-11-84), but re-fractured that foot the following week in practice and was placed on Injured Reserve for the remainder of the year...Again fractured his right foot during the '85 training camp and spent the entire season on I.R...Broke his left leg early during the 1986 training camp (7-29-86) and was placed on I.R. for the second consecutive season...Completed his first full injury-free season since '83 when he played in all 12 non-strike games in 1987...Took over the starting left guard spot at L.A. Rams (11-1)...Remained in the starting lineup for the remainder of the year...Alternated at right and left guard during '88.




Player Profiles

COLLEGE: Four-year starter at Hawaii, including three years at guard, before moving to center as a senior in 1983...Freshman All-America in '79...Was the only sophomore selected All-WAC, and was honorable mention All-America in '80...All-WAC in 1981 and honorable mention All-WAC in '82...Hawaii's Co-MVP and team tri-captain as a senior...Played in the Hula and Japan Bowls.

PERSONAL: Full name is Manase Jesse Sapolu...Born in Apia, Western Samoa...Played football at Honolulu (HI) Farrington High, where he served as team captain and won all-state honors...Also lettered in track & field, basketball, and wrestling...He has three children: daughter, Lila Kawailehua (1-19-84), and sons, Luke Kazarian (7-6-86) and London Jesse (5-19-89)...He lives in Moreno Valley, CA, during the offseason.

SAPOLU'S NFL HONORS: Pro Bowl - 1994.

SAPOLU'S PRO STATS: **REGULAR SEASON GAMES/STARTS** - 1983 (16/1), 1984 (1/0), 1985 (0/0), 1986 (0/0), 1987 (12/9), 1988 (16/16), 1989 (16/16), 1990 (16/16), 1991 (16/16), 1992 (16/16), 1993 (16/16), **CAREER** (125/106); **POSTSEASON GAMES/STARTS** - 1983 (2/0), 1984 (0/0), 1985 (0/0), 1986 (0/0), 1987 (1/1), 1988 (3/3), 1989 (3/3), 1990 (2/2), 1992 (2/2), (2/2), **CAREER** (15/13); **TACKLES** - 1987 (4), 1988 (1), **CAREER** (5).



Nate Singleton • 88

WIDE RECEIVER **GRAMBLING** **2ND YEAR**
HT: 5-11 **WT: 190** **BORN: 7-5-68** **(FA IN '93)**

CAREER: Nate Singleton is a promising young receiver who figures to see more extensive playing time in 1994, after a year of seasoning in '93...Figures to be the No. 3 receiver behind Jerry Rice and John Taylor...Has excellent skills that include good speed, soft hands and precision with respect to running pass routes...Has shown potential to be a big-play receiver.

ACQUIRED: Signed by the 49ers as a free agent in 1993...Originally drafted by the New York Giants in the 11th round (292nd overall) in the 1992 draft, but was waived prior to the start of the regular season.

1993: Played in all 16 regular season games, primarily as a special teams performer...Recorded a special teams tackle at Cleveland (9-13)...Scored his first career touchdown on initial NFL reception, a six-yard pass from Steve Young vs. Atlanta (9-19)...Established career highs with five receptions for 92 yards vs. Philadelphia (1-3)...**POSTSEASON:** Inactive vs. N.Y. Giants in the NFC Divisional Playoff Game (1-15) and at Dallas in the NFC Championship Game (1-23).

SINGLETON'S PRO STATISTICS

Receiving	G/S	No.	Yds.	Avg.	Long	TD
1993	16/0	8	126	15.8	33	1
Playoffs	0/0	— Inactive —				

SINGLETON'S NFL BESTS

RECEPTIONS: 5 (vs. Philadelphia - 1-3)
RECEIVING YARDS: 92 (vs. Philadelphia - 1-3)
LONG RECEPTION: 33 (vs. Philadelphia - 1-3)
TD RECEPTIONS: 1 (vs. Atlanta - 9-19)
LONG TD RECEPTION: 6 (vs. Atlanta - 9-19)

Artie Smith • 99

DEFENSIVE TACKLE/END LOUISIANA TECH 2ND YEAR
HT: 6-4 WT: 303 BORN: 5-15-70 (D-5A IN '93)



CAREER: Artie Smith is a promising young defensive lineman whom the Niners are counting on to establish himself as a key performer...Has a lot of physical tools that include size, speed and strength, in addition to being an intense competitor...Showed great potential during his first training camp as well as throughout the 1993 season.

ACQUIRED: Selected by the 49ers in the fifth round (116th overall) of the 1993 draft.

1993: Enjoyed a solid rookie campaign as he saw action in all 16 games, including five starting assignments...Replaced Kevin Fagan (R knee) at right end and was credited with one tackle in his NFL debut at Pittsburgh (9-5)...Contributed two tackles at New Orleans (9-26)...Batted down a pass at the line of scrimmage at Dallas (10-17)...Made his first career NFL sack for nine yards vs. L.A. Rams (10-31)...Had one tackle vs. New Orleans (11-22)...Made first NFL start and posted a **CAREER-HIGH** five tackles at L.A. Rams (11-28)...Had half a sack for 4.5 yards at Detroit (12-19)...Appeared on special teams throughout the season...**POSTSEASON:** Played on special teams and from scrimmage vs. N.Y. Giants in the NFC Divisional Playoff Game (1-15)...Replaced Ted Washington at DT (L leg) in the first quarter and played the rest of the way at Dallas in the NFC Championship Game (1-23).

COLLEGE: All-America and All-Independent choice following his senior season at Louisiana Tech...Twice named National Defensive Player-of-the-Week that season, the first time following a 12-tackle performance vs. Alabama and again after registering nine tackles and blocking a field goal vs. South Carolina...All-South Independent selection as a junior...Also participated in track & field, throwing the discus as a sophomore and junior...Majoring in physical education.

PERSONAL: Born Artie Enlow Smith in Stillwater, OK, where he was a two-time All-State choice as a defensive end at Stillwater High...Also played defensive tackle and tight end...Two-time all-conference pick in basketball...Single, he resides in Stillwater during the offseason and Santa Clara, CA during the season.

SMITH'S PRO STATISTICS

Year	G/S	Tot.	Tackles Solo	Ast.	Sacks No./Yds.	Pass Def.	Fumble Rec./Yds.
1993	16/5	15	13	2	1.5/13.5	1	0/0
Playoffs							
1993	2/0	0	0	0	0/0	0	0/0

SMITH'S NFL BESTS

TOTAL TACKLES - 5 (at L.A. Rams - 11-28-93)
SOLO - 5 (at L.A. Rams - 11-28-93)
ASSISTS - 1 (at New Orleans - 9-26-93)
PASSES DEFENSED - 1 (at Dallas - 10-17-93)
SACKS - 1 (vs. L.A. Rams - 10-31-93)
SACK YARDAGE - 9 (vs. L.A. Rams - 10-31-93)



Player Profiles



Dana Stubblefield • 94

DEFENSIVE TACKLE KANSAS 2ND YEAR
HT: 6-2 WT: 302 BORN: 11-14-70 (D-1A IN '93)

CAREER: Dana Stubblefield established himself as one of the top young defensive players the NFL with an outstanding rookie campaign in 1993...Figures to be the anchor of the 49ers' defensive front and with another season like his NFL Defensive Rookie-of-the-Year performance, he could take his place among the premier defensive linemen in the League...Has all the tools that suggest he is headed for stardom, including an outstanding combination of size and speed to go along with excellent strength, technique and athleticism...Relies on both brute force and finesse, depending on the situation.

ACQUIRED: Selected by the 49ers in the first round (26th overall) of the '93 draft... Niners traded down twice (18th to 20th and 20th to 26th) prior to making Stubblefield their initial of two first-round picks along with Todd Kelly, Tennessee, 27th overall.

1993: Had an outstanding season, ending in his selection as **NFL DEFENSIVE ROOKIE-OF-THE-YEAR**, making him the first 49er since Bruce Taylor in 1970 to be honored as the League's top defensive rookie...**TEAM LEADER** in sacks (10.5) and sack yardage (61.5)...Started 15 games, including his NFL debut and registered five tackles, that included a pair of sacks for nine yards, at Pittsburgh (9-5)...Recorded five tackles, including a sack for seven yards, at Cleveland (9-13)...Credited with two tackles vs. Atlanta (9-19)...Posted four stops at New Orleans (9-26)...Totaled five tackles vs. Minnesota (10-3)...Was in on five stops, including two sacks for 13 yards at Dallas (10-17)...Tallied four tackles vs. Phoenix (10-24)...Had three solo tackles vs. L.A. Rams (10-31)...Had 1.5 sacks for 11.5 yards at Tampa Bay (11-14)...Recorded five tackles, including a sack for nine yards, vs. New Orleans (11-22)...Posted a **CAREER-HIGH** nine tackles, two sacks for six yards, and forced a fumble at Atlanta (12-11)...Totaled four tackles, and a sack for six yards, vs. Houston (12-25)...**POSTSEASON:** Contributed four tackles, and two sacks for 13 yards vs. N.Y. Giants in the NFC Divisional Playoff Game (1-15) and had a pair of stops at Dallas in the NFC Championship Game (1-23).

COLLEGE: Earned All-America and All-Big Eight Conference honors following his senior season at Kansas...Tied for second on the team with 11 tackles for losses that season...Selected MVP of the Aloha Bowl after registering four sacks on BYU quarterback Tom Young (Steve's brother)...Posted a career-high 77 tackles, including 10 sacks en route to all-conference honors as a junior in 1991...Twice named Big Eight Player-of-the-Week during his career...Majored in education.

PERSONAL: Full name is Dana William Stubblefield...Hometown is Cleves, OH, where he earned all-state and All-Cincinnati honors as a senior at Taylor High...Registered 52 solo tackles as a senior, despite playing in just five games and was selected to play in the Ohio North-South All-Star game...Saw action as a defensive lineman and fullback during his three-year grid career...Selected Western Metro League Wrestler-of-the-Year.

STUBBLEFIELD'S NFL HONORS: NFL Defensive Rookie-of-the-Year - 1993.

- 49ERS FACT -

DT Dana Stubblefield's 10.5 sacks in 1993 were the most by a 49ers rookie since LB Charles Haley's 12 in 1986.

STUBBLEFIELD'S PRO STATISTICS

Year	G/S	Tot.	Tackles Solo	Ast.	Sacks No./Yds.	Pass Def.	Fumble Rec./Yds.
1993	16/15	64	55	9	10.5/61.5	0	0/0
Playoffs							
1993	2/2	6	6	0	2/13	1	0/0

OTHER STATS: FORCED FUMBLES - 1993 (1).

STUBBLEFIELD'S NFL BESTS

TOTAL TACKLES - 5 (several times)
SOLO - 5 (twice: at Dallas - 10-17-93 & vs. New Orleans - 11-22-93)
ASSISTS - 2 (at New Orleans - 9-26-93)
SACKS - 2 (several times)
SACK YARDAGE - 13 (at Dallas - 10-17-93)
FORCED FUMBLES - 1 (at Atlanta - 12-11-93)

Ralph Tamm • 64

GUARD **WEST CHESTER** **7TH YEAR**
HT: 6-4 **WT: 280** **BORN: 3-11-66** **(FA IN '92)**



CAREER: Ralph Tamm enters his second season as San Francisco's starting right guard...Blossomed into a consistent enough performer that he was inked to a multi-year contract following the 1993 season...An outstanding athlete who blocks well in both the running and passing games...A versatile performer, who has also served as the team's backup center...Also serves as the long snapper on placements and punts.

ACQUIRED: Signed with the 49ers as a free agent in 1992...Originally drafted in the ninth round (230th overall) by the N.Y. Jets in 1988.

1993: Took over the team's starting duties at right guard early in the preseason with Roy Foster sidelined with a knee injury...Started all 16 games and played the entire way at right guard 13 times...Scored his first NFL touchdown after recovering a Ricky Watters fumble in the end zone at Tampa Bay (11-14)...Started, before being replaced by Brian Bollinger in the second half at L.A. Rams (11-28)...**POSTSEASON:** Started and played the entire game at right guard vs. N.Y. Giants in the NFC Divisional Playoff Game (1-15) and at Dallas in the NFC Championship Game (1-23).

1992: Signed with the 49ers as a Plan B free agent from Cincinnati...Snapped on field goals and PATs and replaced Guy McIntyre at left guard in the second half at N.Y. Giants (9-6), at N.Y. Jets (9-20) and at Atlanta (11-9)...Played at center and left guard throughout the second half vs. Atlanta (10-18)...Started at right tackle in place of Harris Barton (L knee), but was replaced by Harry Boatwain after injuring his left knee in the second quarter at Minnesota (12-13)...Placed on Injured Reserve Dec. 15 due to that injury...Snapped on PATs and field goal attempts...Activated from I.R. Jan. 16 and snapped on field goals and PATs vs. Dallas in the NFC Championship (1-17).

1991: Began the season with Cleveland and appeared in one game before being released...Signed by Washington and played in two contests before being waived...Inked by Cincinnati and competed in one game for the Bengals.

1990: Signed by Cleveland as a Plan B free agent from Washington (3-21)...Started the



Player Profiles

final 12 games at guard for the Browns, and handled snaps on field goals, extra points, and punts...Made his first NFL start at Denver (10-9) as a left guard.

1988-89: Spent his entire rookie season on Injured Reserve with a pulled hamstring and broken hand...Signed by Washington as a Plan B free agent in '89...Inactive for the Redskins' first two games and spent the final 14 weeks on I.R. with an injured shoulder.

COLLEGE: Earned Kodak All-America and all-conference honors at West Chester College...Started at guard in his junior and senior seasons...All-American and school record holder in the shot put (58-9) and discus (174-4) at West Chester...Majored in physical education.

PERSONAL: Full name is Ralph Earl Tamm...Born and raised in Philadelphia, PA...Attended Bensalem High and participated in football and track & field...Involved with children's charities...Single.

TAMM'S PRO STATS: REGULAR SEASON GAMES/STARTS - 1990 (16/12), 1991 (4/0), 1992 (14/1), 1993 (16/16), CAREER (50/29); POSTSEASON GAMES/STARTS - 1992 (1/0), 1993 (2/2), CAREER (3/2); TACKLES - 1992 (1), 1993 (2); CAREER (3); POSTSEASON TACKLES - 1992 (1).



John Taylor • 82

WIDE RECEIVER DELAWARE STATE 9TH YEAR
HT: 6-1 WT: 185 BORN: 3-31-62 (D-3C IN '86)

CAREER: John Taylor is destined to go down in history as the wide receiver who played on the opposite side of the NFL's career-leader in touchdowns, Jerry Rice. And while Taylor has certainly been a superb complement to Rice, he has in eight years established himself as a star in his own right...Rates as one of the the top big-play receivers in the game, possessing the ability to turn a 10-yard pass into an 80-yard gain... Holds the 49ers record for longest TD play from scrimmage with a 97-yard reception at Atlanta in 1991, in addition to being involved in three of the five longest TD catches in club history with plays of 92 and 95 yards...One of the best all-around athletes on the San Francisco squad...Owns two of the 49ers' all-time top-10 longest punt returns (95, 77)... Holds **SUPER BOWL RECORDS** for most career punt return yardage (94) and highest career punt return average (15.7), and his six career punt returns in Super Bowl competition ties him with five others for a **SUPER BOWL RECORD**...Named by the Pro Football Hall of Fame as a second-team punt return specialist for the **NFL's TEAM OF THE 1980s**... Selected as a punt returner to the **SILVER ANNIVERSARY SUPER BOWL TEAM** in a nationwide vote of the fans...Ranks No 8 in 49ers' history with 277 receptions, No. 6 with 4,680 yards and No. 2 with a 16.9 yards per catch average.

ACQUIRED: Drafted by the 49ers in the third round (76th overall) of the 1986 draft.

1993: Bounced back from an injury-plagued '92 campaign with one of the better seasons of his career, ranking No. 3 on the team with 56 receptions, No. 2 with 940 receiving yards and finishing as the **TEAM LEADER** with a 16.8 yards per catch average...Yardage total and number of catches were both the third-highest totals of his career...Caught four passes for 71 yards at Cleveland (9-13)...Had 53 yards receiving at Dallas (10-17) to go over the 4,000-yard mark (4,003) in career receiving yards...Attempted the first pass of his NFL career and connected with Jerry Rice for 41 yards vs. Phoenix (10-24)...Had 90 yards receiving on four receptions, including his first TD (15 yards) of the season, vs. L.A. Rams (10-31)...Caught a 22-yard TD pass on his way to a six-catch game vs. New Orleans (11-

22)...Had his first 100-yard receiving game of the season with a six-catch, 150-yard day that included a season-long 76-yard touchdown reception, at L.A. Rams (11-28)...Totaled 115 yards receiving, including a 68-yard TD reception at Detroit (12-19)...Had a 38-yard touchdown reception vs. Philadelphia (1-3)...**POSTSEASON:** Led the team with 74 yards receiving on two receptions vs. N.Y. Giants in the NFC Divisional Playoff Game (1-15) and had 61 yards receiving on three catches at Dallas in the NFC Championship Game (1-23).

1992: Suffered through an injury-plagued season that saw him play in just nine games...Was, however, productive during those outings, finishing the season with 25 receptions for 428 yards and three TDs...Averaged 17.1 yards per reception for the season...Averaged 30 yards on two receptions and moved into ninth place on the 49ers career receiving yardage list (3,372), surpassing Dave Parks (3,334) in the season opener at N.Y. Giants (9-6)...Tied his **CAREER HIGH** with two scoring receptions vs. Buffalo (9-13)...Caught one pass for 19 yards before breaking the fibula of his left leg at N.Y. Jets (9-20)...Inactive at New Orleans (9-27), vs. L.A. Rams (10-4) and at New England (10-11), before being placed on Injured Reserve Oct. 17...Rejoined the active roster Nov. 14 and returned to action vs. New Orleans (11-15)...Caught two passes for 32 yards before injuring his left leg in the first half vs. Miami (12-6)...Had four receptions, including a touchdown catch, vs. Tampa Bay (12-19)...Did not dress vs. Detroit (12-28) due to a left leg injury...Caught four passes, including a five-yard touchdown pass vs. Washington in the NFC Divisional Playoff Game (1-9)...Averaged 11 yards on three receptions vs. Dallas in the NFC Championship Game (1-17).

1991: Established a **CAREER HIGH** with 64 receptions, in addition to posting the No. 2 totals for his career with 1,011 receiving yards and nine TDs...**LEN ESHMONT AWARD** winner as the most inspirational and courageous 49ers player in a vote by his teammates...Caught a 54-yard TD pass vs. Atlanta (10-13)...Set a **TEAM RECORD** with a 97-yard TD reception and season highs in receiving yards (127) and TDs (2) at Atlanta (11-3)...Caught a 19-yard TD and made a key downfield block to spring Jerry Rice for the game-winning score vs. New Orleans (12-1)...**NFC OFFENSIVE PLAYER-OF-THE-WEEK** with a seven-reception, 113-yard performance that included the game-winning 15-yard scoring catch with 1:08 remaining at Seattle (12-8).

1990: Made his second consecutive **PRO BOWL** appearance following a season in which he made 49 receptions for 740 yards—both marks ranking No. 2 on the team...Half of his eight TD catches (seven regular season and one postseason) were from 40 yards or longer (49, 46, 78, and 61)...Scored the game-winning TD on a 46-yard pass play and had a season-long 78-yard TD reception at Houston (10-7)...Caught the game-winning 23-yard TD vs. N.Y. Giants (12-3)...Also made a game-clinching 34-yard TD with :24 remaining at Minnesota (12-30)...Had a 61-yard TD catch-and-run vs. N.Y. Giants in the NFC Championship Game (1-20-91).

1989: Named to the **PRO BOWL** for the first time in his career in his first season as a full-time starter...Established **CAREER HIGHS** with 1,077 receiving yards and 10 touchdowns...Made a 70-yard TD catch-and-run at Philadelphia (9-24)...Had a 43-yard TD reception and gained six yards on his first NFL rush vs. New England (10-22)...Registered a 45-yard catch-and-run for a score vs. New Orleans (11-6) and a **SEASON-HIGH** 104 yards on five punt returns, including a long of 37 yards, vs. Atlanta (11-12)...**NFC OFFENSIVE PLAYER-OF-THE-WEEK** and **NFL MILLER LITE PLAYER-OF-THE-WEEK** as he set a **TEAM RECORD** with the fifth-best receiving yardage total in NFL history with 286 yards at L.A. Rams (12-11). Set an **NFL RECORD** in that game by becoming the first player in history to score two TDs from scrimmage from 90 yards in the same game, turning in brilliant catch-



Player Profiles

and-run TDs from 92 and 95 yards out...Caught three passes for 50 yards, including an eight-yard TD reception, in the NFC Divisional Playoff Game vs. Minnesota (1-6-90)...Made an 18-yard TD catch in the NFC Championship Game vs. L.A. Rams (1-14-90)...Caught a 35-yard TD reception vs. Denver in Super Bowl XXIV (1-28-90).

1988: NFL LEADER with a 12.6 punt return average...All four regular season TDs covered 65 or more yards...Began the season on "non-football illness" (N.F.I.) list Sept. 2 and was re-activated Oct. 1...Returned a punt 77 yards for a TD vs. Detroit (10-2)...Caught a 73-yard TD pass vs. Minnesota (10-30)...Returned four punts for 113 yards, including a **TEAM RECORD** 95-yard TD, vs. Washington (11-21)...Caught a 68-yard TD vs. New Orleans (12-11)...Set a **SUPER BOWL RECORD** with his 45-yard punt return vs. Cincinnati in Super Bowl XXIII (1-22-89), and later caught the game-winning 10-yard TD pass with :34 remaining.

1986-87: Lost his rookie season to an injured back suffered in a preseason game at Denver (8-23)...First NFL TD came on a 26-yard advance of Harry Sydney's fumble vs. L.A. Rams (12-27-87).

COLLEGE: Chose Delaware as a non-scholarship walk-on gridder and was named All-MEAC each of his three starting seasons (1983-85)...Career totals included: 100 catches for 2,426 yards and 33 TDs, had four rushing TDs and 339 rushing yards, and returned 48 punt returns (four for TDs) and 14 kickoffs...Established career highs with 40 receptions, 922 yards, and 13 scores, while averaging 23.1 yards per catch in '85...Had 11 TDs as a junior in '84, and recorded a personal-best 29.7 yards-per-catch average on 22 receptions in '83.

PERSONAL: Born John Gregory Taylor in Pennsauken, N.J...Attended Pennsauken (NJ) High, where he played football and ran track...Standout performer on the 49ers offseason basketball team and an avid bowler...Was honored by The United Way as the co-winner (with Chris Mullin of the Golden State Warriors) of the 1992 Outstanding Professional Athlete Volunteer Award...Founded the John Taylor Fund for Exceptional Children, which benefits two Bay Area schools and a family group home...Co-chair with Tom Rathman for Big Brothers/Big Sisters Bowl for Kids Sake...Has a daughter, Jonnelle Tori'a (9-6-86)...He and his wife, Elayne, live in the Redwood Shores area of Redwood City, CA.

TAYLOR'S NFL HONORS: Pro Bowl - 1989-90, All-NFC - 1988, All-NFL - 1988, Silver Anniversary Super Bowl Team - 1990.

TAYLOR'S PRO STATISTICS

Year	G/S	Receiving					Punt Returns				
		No.	Yds.	Avg.	Long	TD	No.	Yds.	Avg.	Long	TD
1986	0/0	— Injured Reserve —					— Injured Reserve —				
1987	12/2	9	151	16.8	34	0	1	9	9.0	9	0
1988	12/4	14	325	23.2	73t	2	44	556	12.6	95t	2
1989	15/15	60	1077	18.0	95t	10	36	417	11.6	37	0
1990	14/14	49	748	15.3	78t	7	26	212	8.2	30	0
1991	16/16	64	1011	15.8	97t	9	31	267	8.6	24	0
1992	9/8	25	428	17.1	54t	3	0	0	0.0	0	0
1993	16/16	56	940	16.8	76t	5	0	0	0.0	0	0
Career	94/75	277	4680	16.9	97t	36	138	1461	10.6	95t	2

Player Profiles



Taylor's stats (continued)

Playoffs

1986	0/0										
1987	1/0	2	48	24.0	33	0	0	0	0.0	0	0
1988	3/3	7	103	14.7	32	1	9	107	11.9	45	0
1989	3/3	10	144	14.4	35t	3	6	46	7.7	17	0
1990	2/2	4	113	28.3	61t	1	3	36	12.0	31	0
1992	2/2	7	59	8.4	18	1	0	0	0.0	0	0
1993	2/2	5	135	27.0	43	0	0	0	0.0	0	0
Total	13/12	35	602	17.2	61t	6	18	189	10.5	45	0

Pro Bowl

1989	1/0	0	0	0.0	0	0	3	30	10.0	24	0
1990	1/0	0	0	0.0	0	0	0	0	0.0	0	0
Total	2/0	0	0	0.0	0	0	3	30	10.0	24	0

Kickoff Returns

Year	No.	Yds.	Avg.	Long	TD
1988	12	225	18.8	29	0
1989	2	51	25.5	27	0
1990	0	0	0.0	0	0
Career	14	276	19.7	29	0

Playoffs

1987	1	29	29.0	29	0
1988	2	35	17.5	22	0
1989	0	0	0.0	0	0
1990	0	0	0.0	0	0
Total	2	64	32.0	29	0

Pro Bowl

1989	1	26	26.0	26	0
1990	0	0	0.0	0	0
Total	1	26	26.0	26	0

OTHER STATS: RUSHING - 1989 (1 for 6), TACKLES - 1987 (4), 1991 (4), CAREER (8), FUMBLE RETURNS - 1987 (26 yards for a TD vs. L.A. Rams - 12-27-87).

TAYLOR'S 1993 GAME-BY-GAME RECEIVING

Date	Opponent	No.	Yds.	Avg.	Long	TD
9-5	at Pittsburgh	4	48	12.0	16	0
9-13	at Cleveland	4	71	17.7	24	0
9-19	vs. Atlanta	3	32	10.6	11	0
9-26	at New Orleans	2	6	3.0	5	0
10-3	vs. Minnesota	3	53	17.6	37	0
10-17	at Dallas	4	53	13.2	22	0
10-24	vs. Phoenix	2	17	8.5	14	0
10-31	vs. L.A. Rams	4	90	22.5	47	1
11-14	at Tampa Bay	4	51	12.7	29	0
11-22	vs. New Orleans	6	90	15.0	25	1
11-28	at L.A. Rams	6	150	25.0	76t	1
12-5	vs. Cincinnati	1	15	15.0	15	0
12-11	at Atlanta	3	48	16.0	27	0
12-19	at Detroit	4	115	28.7	68t	1
12-25	vs. Houston	3	40	13.3	20	0
1-3 vs.	Philadelphia	3	61	20.3	38t	1



Player Profiles

POSTSEASON RECEIVING

Date	Opponent	No.	Yds.	Avg.	Long	TD
1-15	vs. N.Y. Giants	2	74	37.0	43	0
1-23	at Dallas	3	61	20.3	22	0

TAYLOR'S NFL BESTS

RECEPTIONS - 11 (at L.A. Rams - 12-11-89)
RECEIVING YARDS - 286 (at L.A. Rams - 12-11-89)
LONG RECEPTION - 95t (L.A. Rams - 12-11-89)
TD RECEPTIONS - 2 (several times)
PUNT RETURNS - 7 (at New Orleans - 10-8-89)
PUNT RETURN YARDS - 113 (vs Washington - 11-21-88)
LONG PUNT RETURN - 95t (vs. Washington - 11-21-88)
KICKOFF RETURNS - 3 (at Chicago - 10-24-88)
KICKOFF RETURN YARDS - 46 (twice: at Chicago - 10-24-88 & vs. Minnesota - 10-30-88)
LONG KICKOFF RETURN - 29 (vs. Minnesota - 10-30-88...Lateral from Harry Sydney)
RUSHES - 1 (vs. New England - 10-22-89)
RUSHING YARDS - 6 (vs. New England - 10-22-89)
200+ YARDAGE GAMES - (1) 286 (at L.A. Rams - 12-11-89)
100+ YARDAGE GAMES - (11)

TAYLOR'S MULTIPLE TD GAMES

Date	Opponent	TD Receptions	Distances
10-8-89	at New Orleans	2	21,32
12-11-89	at L.A. Rams	2	92,95
10-7-90	at Houston	2	46,78
11-3-91	at Atlanta	2	97x,30

x — 49ers' Record



Mark Thomas • 72

DEFENSIVE END **NORTH CAROLINA STATE** **3RD YEAR**
HT: 6-5 **WT: 259** **BORN: 5-6-69** **(D-4 IN '92)**

CAREER: Mark Thomas is a hard-working young defensive lineman from whom the 49ers are expecting valuable contributions to the defensive line...Has a combination of good size and skills... Also excels on a number of special teams.

ACQUIRED: Selected in the fourth round (89th overall) of the 1992 draft on a choice acquired from Green Bay...First NC State player ever drafted by the Niners.

1993: Credited with three tackles and batted down a pass at the line of scrimmage vs. Atlanta (9-19)...Made two tackles, including his first career sack (half a sack along with Martin Harrison) vs. Minnesota (10-3)...Inactive for five games during the middle of the season (games 6-10)...Made his first NFL start and was credited with a **CAREER-HIGH** four tackles vs. Cincinnati (12-5)...Had two tackles and a fumble recovery at Detroit (12-19)...Appeared on special teams throughout the season...**POSTSEASON:** Inactive vs. N.Y. Giants in the NFC Divisional Playoff Game (1-15) and at Dallas in the NFC Championship Game (1-23).

1992: Recorded one tackle in the exhibition opener before injuring his right ankle vs. Denver (8-3)...Missed the remainder of the preseason...Placed on Injured Reserve Sept. 1.

Player Profiles



COLLEGE: All-Atlantic Coast Conference selection as a senior...Posted 46 tackles, three sacks, three forced fumbles and two fumble recoveries in '91...Had a senior season-high 10 tackles, including two sacks, vs. North Carolina (9-28)...Started 10 games and posted 41 tackles (21 solo), including five sacks and nine stops for 59 yards in losses, as a junior in '90...Played the "Wolf" (drop linebacker) position and registered a career-high 62 tackles as a sophomore (1989), including a CAREER-HIGH 16 stops vs. Clemson...Graduated with a degree in economics and business.

PERSONAL: Full name is Mark Andrew Thomas...Born and raised in Lilburn, GA...Named MVP at Lilburn Parkview (GA) High as a tight end/linebacker after posting 97 tackles, 14 sacks, six fumble recoveries and nine receptions for 225 yards in his senior year...Had a best of 14.9 in the 110-meter high hurdles and placed fourth in the state intermediate hurdles (38.1) as a junior...Graduated with a 3.0 GPA.

THOMAS' PRO STATISTICS

Year	G/S	Tot.	Tackles Solo	Ast.	Sacks No./Yds.	Interceptions No./Yds.	Fumbles Rec./Yds.
1992	0/0		— Injured Reserve —				
1993	11/1	15	13	2	.5/4	0/0	1/0
Career	11/1	15	13	2	.5/4	0/0	1/0
Playoffs							
1992	0/0		— Injured Reserve —				
1993	0/0		— Inactive —				

Steve Wallace • 74

TACKLE **AUBURN** **9TH YEAR**
HT: 6-5 WT: 276 BORN: 12-27-64 (D-4C IN '86)



CAREER: Steve Wallace has been a consistent performer for the 49ers throughout his career...Solidifies the left side of the team's offensive line from his tackle position, exceling as a pass blocker, in addition to a rugged hole-opener for the running game...An intense, hard-working performer who is constantly studying his upcoming opponent in an effort to gain an advantage.

ACQUIRED: Drafted by the 49ers in the fourth round (101st pick overall) in 1986.

1993: Enjoyed an outstanding season that many observers believed was worthy of Pro Bowl recognition, even though he was not a part of that squad...Started and played the entire game at left tackle in games 1-2, 4-11, 15-16...Started at left tackle and was replaced by Harry Boatswain in the first quarter, after suffering a concussion making a tackle following an interception vs. Atlanta (9-19)...Started and played at left tackle until being replaced by Boatswain in the third quarter, after suffering a right ankle sprain vs. Cincinnati (12-5) that kept him out of action the following week at Atlanta (12-11)...Started and played at left tackle until being replaced by Boatswain in the fourth quarter at Detroit (12-19)...**POSTSEASON:** Started and played the entire game at left tackle vs. N.Y. Giants in the NFC Divisional Playoff Game (1-15)...Started at left tackle and was replaced at times at by Boatswain due to a right knee injury sustained in the second quarter at Dallas in the NFC Championship Game (1-23).



Player Profiles

1992: Earned his first selection to the **PRO BOWL**...Also named **ALL-PRO** by **FOOTBALL NEWS**, **COLLEGE & PRO FOOTBALL NEWSWEEKLY** and **USA TODAY**...Played every offensive snap at left tackle in 15 games...Started and played most of the game at left tackle until being replaced by Harry Boatwain in the fourth quarter vs. Atlanta (10-18)...Started and played the entire game vs. Washington in the NFC Divisional Playoff Game (1-9) and vs. Dallas in the NFC Championship Game (1-17).

1991: Played the entire game at left tackle in 13 games...Started at left tackle before being replaced late in the contest vs. San Diego (9-8) and vs. Chicago (12-23)...Played all but one series at left tackle vs. Kansas City (12-14).

1990: Started all regular and postseason games at right tackle after moving from his familiar left tackle position.

1989: Spent offseason rehabilitating his left ankle...Play limited to special teams during the first three games...Started vs. L.A. Rams (10-1) at right tackle, but finished the game at left tackle, replacing injured Bubba Paris (groin)...Subbed at both tackle positions at New Orleans (10-8)...Blocked a third quarter FG at Dallas (10-15) that was returned 62 yards for a TD by Johnnie Jackson...Began playing left tackle in the second and fourth quarters of games at N.Y. Jets (10-29).

1986-88: Saw brief action in all 16 contests during his rookie season in 1986, in addition to special teams duties...First start of his NFL career came at L.A. Rams (11-1-87)...Started all games at left tackle in '88...Broke his left ankle in the first series of Super Bowl XXIII vs. Cincinnati (1-22-89).

COLLEGE: All Southeastern Conference selection as a senior at Auburn in 1985...One of the primary blockers for Heisman Trophy winner Bo Jackson...Received his degree from Auburn during the 1993 offseason.

PERSONAL: Born Barron Steven Wallace in Atlanta, GA...Attended Atlanta Chamblee High...Served as the 49ers' United Way spokesperson for 1992...Completed teaching credential requirements during '93 offseason...He and his wife, Vassar, adopted two girls: (sisters Elle and Xaia) after filming a 1992 United Way spot...The family splits time between San Jose, CA and Gadsden, AL.

WALLACE'S NFL HONORS: Pro Bowl - 1993; All-Pro - 1992; All-NFL - 1992; All-NFC - 1992.

WALLACE'S PRO STATS: REGULAR SEASON GAMES/STARTS - 1986 (16/0), 1987 (11/4), 1988 (16/16), 1989 (16/1), 1990 (16/16), 1991 (16/16), 1992 (16/16), 1993 (15/15), CAREER (122/84); POSTSEASON GAMES/STARTS - 1986 (1/0), 1987 (1/0), 1988 (3/3), 1989 (3/0), 1990 (2/2), 1992 (2/2), 1993 (2/2), CAREER (14/9); BLOCKED FG - 1987 (1), 1988 (1), 1989 (1), CAREER (3); TACKLES - 1988 (1), 1990 (4), POSTSEASON TACKLES - 1990 (1).

- 49ERS FACT -

Three members of the 49ers' starting offensive line — **T Steve Wallace**, **T Harris Barton**, and **C Jesse Sapolu** — have been Pro Bowl selections during their respective careers.

Ricky Watters • 32

RUNNING BACK NOTRE DAME 4TH YEAR
HT: 6-1 WT: 212 BORN: 4-7-69 (D-2A IN '91)



CAREER: Ricky Watters has been described in many ways during his brief professional career. But after two consecutive seasons that have culminated in Pro Bowl appearances, perhaps the best description is simply one of the premier running backs in the National Football League...In just two active seasons in the League, he has rushed for 1,963 yards (No. 10 in 49ers history) and 19 TDs, in addition to grabbing 74 passes for 731 yards and three scores...Possesses loads of ability that include excellent size and speed, and a unique high-stepping running style that alternates between flash when putting a move on an approaching defender, and dash, once into the open field...Has the strength and determination to grind it out through the middle in the tough short-yardage situations...Also excels when called upon to block in passing situations.

ACQUIRED: Drafted by the 49ers in the second round (45th overall) of the 1991 draft.

1993: Selected to the **PRO BOWL** for the second consecutive season as a replacement for injured Barry Sanders of the Detroit Lions...Was well on his way to earning that honor on his own, prior to missing three games late in the season with strained knee ligaments...Still posted the **TEAM LEAD** with 950 yards, while tying a **TEAM SINGLE-SEASON RECORD** with 10 rushing TDs...Season started off slowly in the opener as he totaled 50 rushing/receiving yards, before being ejected from the contest in the third quarter at Pittsburgh (9-5)...Totaled 130 rushing/receiving yards at Cleveland (9-13)...Had first 100-yard rushing game of the season and scored on a two-yard run vs. Atlanta (9-19)...Posted a season-high 135 rushing yards at New Orleans...Had a big day with 95 rushing yards and a 19-yard TD run vs. Phoenix (10-24)...Gained 123 rushing/receiving yards, including a one-yard TD rush, at Tampa Bay (11-14)...Went over the century mark (116) in rushing yards for the third time in '93 vs. New Orleans (11-22)...Totaled a **CAREER-HIGH** 82 yards receiving on five catches, including a **CAREER-LONG** 48-yard touchdown reception and a six-yard rushing TD at L.A. Rams (11-28)...Tied a **CAREER-HIGH** with three rushing TDs before suffering a right knee ligament strain in the third quarter vs. Cincinnati (12-5)...Inactive at Atlanta (12-11), at Detroit (12-19) and vs. Houston (12-25)...Returned to action in the final regular season game, posting 54 rushing yards, including an 11-yard TD on 11 carries vs. Philadelphia (1-3)...**POSTSEASON:** Established **NFL SINGLE-GAME POST-SEASON RECORDS** for most touchdowns in a playoff game and most rushing TDs in a playoff game with his five-TD outburst vs. the N.Y. Giants in the NFC Divisional Playoff Game (1-15)...Had a four-yard TD run at Dallas in the NFC Championship Game (1-23).

1992: Selected to the **PRO BOWL** in his first active NFL season...**TEAM LEADER** in rushes (206), rushing yards (1,013) and rushing TDs (9)...Season rushing total and four games with 100+ rushing yards are the the most ever by a 49ers rookie or first-year player...Made NFL debut and contributed 150 yards of total offense, including 100 yards rushing at N.Y. Giants (9-6), becoming the first 49ers running back to gain 100 or more yards rushing in his NFL debut...Posted 100 yards from scrimmage for the second consecutive week vs. Buffalo (9-13)...Scored first NFL touchdown at N.Y. Jets (9-20)...Had more than 100 combined rushing/receiving yards for the third time at New Orleans (9-27), totaling 138 yards on 76 rushing and 52 receiving yards...Scored two TDs, including the game-winning TD reception,



Player Profiles

while rushing for 104 yards at New England (10-11)...Had first three-touchdown game (all rushing) of his career vs. Atlanta (10-18)...Went over 1,000 total yards from scrimmage (1,055), had a 21-yard touchdown reception, and a **CAREER-LONG** 43-yard run at Atlanta (11-9)...Rushed for 115 yards on 21 carries vs. New Orleans (11-15)...Followed that effort by being named **NFC OFFENSIVE PLAYER-OF-THE-WEEK** as he established **CAREER HIGHS** with 162 yards on 26 attempts with two TDs...Injured his left shoulder vs. Philadelphia (11-29), forcing him on the Inactive List vs. Miami (12-6) and keeping him out of the game, even though he dressed at Minnesota (12-13)...Went over 1,000 yards rushing for the season (1,013) in limited action vs. Detroit (12-28)...Gained 83 yards on 18 carries and caught two passes for 19 yards vs. Washington in the NFC Divisional Playoff Game (1-9)...Had 138 rushing and receiving yards vs. Dallas in the NFC Championship Game (1-17).

1991: Placed on Injured Reserve Aug. 27 and missed most of training camp due to a broken right foot suffered in the first week of practice...Added to the practice squad in October, but suffered a broken right hand shortly thereafter...Remained on I.R. for the rest of the season.

COLLEGE: Tied a Notre Dame record by returning three punts for scores, including a 97-yarder vs. SMU in '89...Rushed for 623 yards and nine TDs in '90 and had a career-high 174 yards and two TDs at Tennessee...Rushed for 794 yards while starting 11 of 12 games at tailback as a junior in '89...Started five games after moving to flanker in '88 and scored two TDs on punt returns that season...Played in every game as a freshman in '87, finishing second on the team with 370 rushing yards...Earned his degree in design.

PERSONAL: Born Richard James Watters in Harrisburg, PA...Participated in football, basketball, and track & field at Bishop McDevitt High...Two-time all-state running back...Single, he lives in Woodside, CA.

WATTERS' NFL HONORS: Pro Bowl - 1993-1994.

WATTERS' PRO STATISTICS

Year	G/S	Rushing					Receiving				
		No.	Yds.	Avg.	Long	TD	No.	Yds.	Avg.	Long	TD
1991	0/0	-- Injured Reserve --					-- Injured Reserve --				
1992	14/13	206	1013	4.9	43	9	43	405	9.4	35	2
1993	13/13	208	950	4.6	39	10	31	326	10.5	48t	1
Career	27/26	414	1963	4.7	43	19	74	731	9.9	48t	3
Playoffs											
1992	2/2	29	152	5.2	21	0	8	88	11.0	17	0
1993	2/2	36	155	4.3	20	6	12	79	6.6	13	0
Total	4/4	65	307	4.7	21	6	20	167	8.3	17	0
Pro Bowl											
1993	1/0	6	9	1.5	6	0	0	0	0.0	0	0
1994	1/0	11	25	2.3	8	0	1	9	9.0	9	0
Total	2/0	17	34	2.0	8	0	1	9	9.0	9	0

OTHER STATS: PASSING - 1992 (0 for 1); POSTSEASON TACKLES - 1993 (1).

Player Profiles



WATTERS' 1993 GAME-BY-GAME STATISTICS

Date	Opponent	Rushing						Receiving					
		No.	Yds.	Avg.	LG	TD		No.	Yds.	Avg.	LG	TD	
9-5	at Pittsburgh	14	46	3.3	10	0		1	4	4.0	4	0	
9-13	at Cleveland	13	83	6.4	14	0		4	47	11.7	18	0	
9-19	vs. Atlanta	19	112	5.9	25	1		0	0	0.0	0	0	
9-26	at New Orleans	25	135	5.4	17	0		2	8	4.0	5	0	
10-3	vs. Minnesota	9	8	0.9	3	1		1	28	28.0	28	0	
10-17	at Dallas	8	32	4.0	9	0		2	31	15.5	16	0	
10-24	vs. Phoenix	20	95	4.8	39	1		2	17	8.5	10	0	
10-31	vs. L.A. Rams	19	56	2.9	9	1		5	35	7.0	17	0	
11-14	at Tampa Bay	19	88	4.6	21	1		5	35	7.0	11	0	
11-22	vs. New Orleans	16	116	7.2	33	0		0	0	0.0	0	0	
11-28	at L.A. Rams	18	47	2.6	7	1		5	82	16.4	48t	1	
12-5	vs. Cincinnati	17	78	4.6	11	3		2	26	13.0	16	0	
12-11	at Atlanta					-- Inactive --							
12-19	at Detroit					-- Inactive --							
12-25	vs. Houston					-- Inactive --							
1-3	vs. Philadelphia	11	54	4.9	12	1		2	13	6.5	9	0	

POSTSEASON

Date	Opponent	Rushing						Receiving					
		No.	Yds.	Avg.	LG	TD		No.	Yds.	Avg.	LG	TD	
1-15	vs. N.Y. Giants	24	118	4.9	20	5		5	46	9.2	13	0	
1-23	at Dallas	12	37	3.1	8	1		7	33	4.7	9	0	

WATTERS' 1992 GAME-BY-GAME STATISTICS

Date	Opponent	Rushing						Receiving					
		No.	Yds.	Avg.	LG	TD		No.	Yds.	Avg.	LG	TD	
9-6	at N.Y. Giants	13	100	7.7	19	0		5	50	10.0	14	0	
9-13	vs. Buffalo	16	83	5.2	20	0		4	22	5.5	9	0	
9-20	at N.Y. Jets	17	55	3.2	13	1		1	4	4.0	4	0	
9-27	at New Orleans	18	76	4.2	12	0		7	52	7.4	22	0	
10-4	vs. L.A. Rams	20	83	4.2	13	1		2	26	13.0	24	0	
10-11	at New England	19	104	5.5	30	1		8	84	10.5	29	1	
10-18	vs. Atlanta	15	75	5.0	17	3		3	57	19.0	35	0	
11-1	at Phoenix	7	36	5.1	17	1		3	48	16.0	20	0	
11-9	at Atlanta	19	75	3.9	43	0		3	25	8.3	21t	1	
11-15	vs. New Orleans	21	115	5.5	20	0		3	11	3.6	7	0	
11-22	at L.A. Rams	26	163	6.3	15	2		3	16	5.3	9	0	
11-29	vs. Philadelphia	5	20	4.0	9	0		0	0	0.0	0	0	
12-6	vs. Miami					-- Did Not Play --							
12-13	at Minnesota					-- Did Not Play --							
12-19	vs. Tampa Bay	7	13	1.9	8	0		0	0	0.0	0	0	
12-28	vs. Detroit	3	15	5.0	9	0		1	10	10.0	10	0	



Player Profiles

POSTSEASON

Date	Opponent	No.	Rushing				No.	Receiving			
			Yds.	Avg.	LG	TD		Yds.	Avg.	LG	TD
1-9	vs. Washington	18	83	4.6	21	0	2	19	9.5	13	0
1-17	vs. Dallas	11	69	6.3	16	0	6	69	10.9	17	0

WATTERS' NFL BESTS

RUSHES - 26 (at L.A. Rams - 11-22-92)

RUSHING YARDS - 163 (at L.A. Rams - 11-22-92)

LONG RUSH - 43 (at Atlanta - 11-9-92)

TD RUSHES - 5@ (vs. N.Y. Giants - 1-15-94)

RECEPTIONS - 8 (at New England - 10-11-92)

RECEIVING YARDS - 84 (at New England - 10-11-92)

LONG RECEPTION - 48t (at L.A. Rams - 11-28-93)

TD RECEPTIONS - 1 (several times)

100+ YARDAGE GAMES - (7) 163 (at L.A. Rams - 11-22-92), 135 (at New Orleans - 9-26-93), 116 (vs. New Orleans - 11-22-93), 115 (vs. New Orleans - 11-15-92), 112 (vs. Atlanta - 9-19-93), 104 (at New England - 10-11-92), 100 (at N.Y. Giants - 9-6-92).

@ -- NFL postseason single-game record

WATTERS' MULTIPLE TD GAMES

Date	Opponent	Touchdowns	Distances
10-11-92	at New England	1 R, 1 P	1,2
10-18-92	vs. Atlanta	3 R	8,4,1
11-22-92	at L.A. Rams	2 R	3,3
11-28-93	at L.A. Rams	1 R, 1 P	6,48
12-5-93	vs. Cincinnati	3 R	2,2,4



Klaus Wilmsmeyer • 10

PUNTER **LOUISVILLE** **3RD YEAR**
HT: 6-1 **WT: 210** **BORN: 12-4-67** **(FA IN '92)**



CAREER: Klaus Wilmsmeyer has developed into a solid punter during his two seasons with the 49ers...Has a strong leg that gives him plenty of distance and hang time, while also possessing a soft touch to place the ball inside the 20-yard line.

ACQUIRED: Signed with the 49ers as a free agent in 1992...Originally drafted in the 12th round (311th overall) by Tampa Bay in 1992.

1993: Season average of 40.9 yards on 42 punts was the highest for a 49ers punter since Max Runager's 41.6 mark in 1986...Had only 15 of his punts returned the entire season...Placed three punts inside the 20-yard line at Pittsburgh (9-5)...Had a **CAREER-LONG** 61-yard punt on his only effort of the game at Cleveland (9-13)...Did not attempt a punt vs. Atlanta (9-19) and at Detroit (12-19)...Averaged 46 yards on two punts at New Orleans (9-26), 43.4 yards on five punts and had one downed on the one-yard line vs. Minnesota (10-3)...Punted three times for a 41.0 yard average and had one punt downed inside the one-yard line vs. Cincinnati (12-5)...**POSTSEASON:** Punted three times for a 44.7-yard average, including a long of 55 yards, vs. N.Y. Giants in the NFC Divisional Playoff Game (1-15)...Averaged 44.5 yards on four punts at Dallas in the NFC Championship Game (1-23).

1992: Named **ALL-ROOKIE** by **FOOTBALL NEWS, PRO FOOTBALL WEEKLY AND COLLEGE AND PRO FOOTBALL NEWSWEEKLY**...Spent training camp with Tampa Bay before being released Aug. 25...Signed to the 49ers' practice roster Sept. 2...Activated to the 47-man roster Sept. 4...Tied an **NFL RECORD** by not attempting a punt vs. Buffalo (9-13)...Averaged 41.6 yards on five punts, including a 55-yarder, at L.A. Rams (11-22)...Had a season-high six punts, including a long of 53 yards, vs. Philadelphia (11-29)...Had a season-best 58-yard punt at Minnesota (12-13)...Averaged a season-best 44.7 yards on three punts vs. Detroit (12-28)...Averaged 40 yards on two punts, including a long of 49 yards, vs. Washington in the NFC Divisional Playoff Game (1-9)...Had a 57-yard punt vs. Dallas in the NFC Championship Game (1-17).

COLLEGE: Doubled as a punter and placekicker at Louisville...Averaged 39.5 yards and connected on 22 of 30 field goal attempts during his career...Punted five times for a 51.2-yard average, including a career-long 84-yard punt, vs. West Virginia (9-22-90)...Named All-South Independent first team as a punter by AP in 1990 when he averaged 43.0 yards per punt...Tied a school record with a 52-yard field goal vs. Virginia (10-28-89) as a sophomore...Majored in communications.

PERSONAL: Born Klaus Wilmsmeyer Jr., in Mississauga, Ontario, Canada...Earned letters in both football and soccer at Lorne Park Secondary School near Toronto...Named all-conference as a kicker following his junior and senior seasons...Won the Ray Pelfrey Invitational Camp's kicking contest in 1988 with a 60-yard field goal...As a teenager, he was a sweeper on the soccer team that toured Canada, Europe, and the United States...Married, he and his wife, Deborah Lynn, live in Louisville, KY, during the offseason.

WILMSMEYER'S NFL HONORS: All-Rookie - 1992.

WILMSMEYER'S PRO STATISTICS

Year	G	No.	Yds.	Punting		TB	IN-20	Long	Blocked
				Avg.	Net.				
1992	16	49	1918	39.1	34.7	2	19	58	0
1993	15	42	1718	40.9	34.5	5	11	61	0
Career	31	91	3636	39.9	34.6	7	30	61	0
Playoffs									
1992	2	3	137	45.6	45.6	0	1	57	0
1993	2	7	316	45.1	43.9	0	3	55	0
Total	4	10	453	45.3	44.5	0	4	57	0

WILMSMEYER'S NFL BESTS

PUNTS - 6 (twice: vs. Philadelphia - 11-29-92 & vs. Tampa Bay - 12-19-92)

LONG PUNT - 61 (at Cleveland - 9-13-93)

INSIDE THE 20 - 3 (twice: at Atlanta - 11-9-92 & at Pittsburgh - 9-5-93)

PUNTING AVERAGE - 61.0 (at Cleveland - 9-13-93)



Karl Wilson • 77

DEFENSIVE END/TACKLE **LOUISIANA STATE** **7TH YEAR**
HT: 6-5 **WT: 277** **BORN: 9-10-64** **(FA IN '93)**

CAREER: Karl Wilson is a veteran defensive lineman who gave the 49ers' pass rush a boost when he signed on with the team for the last month of the season...Proved to be a playmaker in five regular season games with San Francisco, earning a starting position for the team's two playoff games...Has an aggressive, exuberant style of play.

ACQUIRED: Signed by the 49ers as a free agent in 1993...Originally selected by San Diego in the third round of the 1987 draft (No. 57 overall).

1993: Began the season with the N.Y. Jets before being waived Oct. 22...Signed Oct. 26 by Miami and spent five weeks with the Dolphins, appearing in two games...Waived by Miami (11-29)...Signed by the 49ers Dec. 1...Contributed a tackle vs. Cincinnati (12-5)...Credited with a pair of tackles, including a sack for four yards, and batted down a pass at the line of scrimmage at Detroit (12-19)...Tallied two tackles vs. Houston (12-25)...Totaled four tackles and two sacks for 28 yards vs. Philadelphia (1-3)...**POSTSEASON:** Started at right end during both of the 49ers' playoff games...Had three solo tackles vs. N.Y. Giants in the NFC Divisional Playoff Game (1-15) and was credited with four stops at Dallas in the NFC Championship (1-23).

1992: Waived by the L.A. Rams during the preseason, before signing with the N.Y. Jets in Week 5 and appearing in two games...Waived by the Jets (10-23).

1991: Signed with the Rams as a Plan B free agent and appeared in 13 games for the Rams, including 10 as a starter...Finished the season with 27 tackles that included a pair of sacks...Missed three games after suffering a knee injury vs. Kansas City in Week 10.

1990: Played in all 16 games for Miami, starting two...Finished the season with 18 tackles and a **CAREER-HIGH** four sacks...Added a sack in the playoffs at Buffalo (1-12-91).

1987-89: Played in seven games for San Diego as a rookie in '87...Had first two starting assignments of his career among 13 appearances for the Chargers in '88...Played primarily in passing situations...Spent the '89 season with Phoenix, playing in all 16 games with six starting assignments...Credited with 26 tackles.

Player Profiles



COLLEGE: Earned four letters at Louisiana State...Named first-team All-Southeastern Conference as a senior and second-team all-conference as a junior...Played in both the Hula and Senior Bowls...Graduated with a degree in general studies.

PERSONAL: Full name is Karl Wendell Wilson...Born and raised in Amite, LA, where he earned all-state honors in football at Baker High School...Married, he and his wife, Rhea, make their home in San Diego.

WILSON'S PRO STATISTICS							
Year	G/S	Tot.	Tackles Solo	Ast.	Sacks No./Yds.	Interceptions No./Yds.	Fumbles Rec./Yds.
(San Diego)							
1987	7/0	8	6	2	1/13	1/0	0/0
1988	13/2	17	11	6	.5/0	0/0	0/0
(Phoenix)							
1989	16/6	27	26	1	1/8	0/0	0/0
(Miami)							
1990	16/2	26	18	8	4/27	0/0	0/0
(L.A. Rams)							
1991	13/10	25	20	5	2/15	0/0	0/0
(N.Y. Jets)							
1992	3/0	3	3	0	0/0	0/0	0/0
1993	5/0	2	1	1	0/0	0/0	1/1
(Miami)	3/0	0	0	0	0/0	0/0	0/0
(49ers)	5/0	10	10	0	3/32	0/0	0/0
Career	81/20	118	95	23	11.5/87	1/0	1/1
Playoffs							
(Miami)							
1990	1/0	1	1	0	0/0	1/0	0/0
(49ers)							
1993	2/2	7	6	1	2/13	1/0	0/0
Total	3/2	8	7	1	2/13	1/0	0/0

Troy Wilson • 92

DEFENSIVE END PITTSBURG STATE 2ND YEAR
HT: 6-4 WT: 235 BORN: 11-22-70 (D-7 IN '93)

CAREER: Troy Wilson is a promising young defensive lineman who as a rookie in 1993, gave strong indications that he could develop into an outstanding pass rusher...Extremely active with good mobility, quickness and strength...Will look to avoid injuries that slowed his development last season.

ACQUIRED: Drafted by the 49ers in the seventh round (194th overall) of the 1993 draft.
1993: Missed all of training camp and the preseason due to a back injury sustained during the May mini-camp...Placed on the non-football injury list Aug. 24...Began practicing with the team Oct. 13...Activated to the playing roster Oct. 16...Made NFL debut, playing from scrimmage and on special teams at Dallas (10-17)...Credited with his first NFL tackle





Player Profiles

vs. Phoenix (10-24)...Registered his first QB sack on his way to a three-sack performance vs. L.A. Rams (10-31)...Credited with a pair of tackles vs. New Orleans (11-22)...Posted a **CAREER-HIGH** five tackles and batted down a pass at the line of scrimmage vs. Cincinnati (12-5)...Recorded two tackles, including half a sack for 4.5 yards, at Detroit (12-19)...Had a sack for one yard before suffering a dislocated left shoulder in the fourth quarter vs. Houston (12-25)...Inactive due to that injury vs. Philadelphia (1-3)...**POSTSEASON:** Had two tackles, including a sack for six yards vs. N.Y. Giants in the NFC Divisional Playoff Game (1-15)...Appeared primarily on special teams in the NFC title game at Dallas (1-23).

COLLEGE: Earned Division II All-America and All-Mid-America Intercollegiate Athletic Association honors following his senior season at Pittsburg State, leading the team with 18 tackles for losses and 14 QB sacks, while finishing No. 2 on team with 112 tackles...Also earned all-conference honors as a sophomore and junior...Participated in track & field, placing sixth in the discus and seventh in the shot put at the NCAA Division II Championships as a sophomore...Finished fifth in the shot at the NCAA Division II Indoor meet his freshman season...Earned his degree in business management.

PERSONAL: Born Troy Wilson in Topeka, KS...Prepped at Shawnee Heights (KS) High, where he earned all-conference honors...Won two straight state championships in the shot put...Member of back-to-back state championship basketball teams.

WILSON'S PRO STATISTICS							
Year	G/S	Tot.	Tackles		Sacks	Pass Def.	Fumble
			Solo	Ast.	No./Yds.		Rec./Yds.
1993	10/0	16	14	2	4.5/23.5	1	0/0
Playoffs							
1993	2/0	2	2	0	1/6	0	0/0

WILSON'S NFL BESTS

TOTAL TACKLES - 5 (vs. Cincinnati - 12-5-93)
SOLO - 5 (vs. Cincinnati - 12-5-93)
ASSISTS - 1 (vs. New Orleans - 11-22-93)
SACKS - 3 (vs. L.A. Rams - 10-31-93)
SACK YARDAGE - 18 (vs. L.A. Rams - 10-31-93)
PASSES DEFENSED - 1 (vs. Cincinnati - 12-5-93)

- 49ERS FACT -

DE Troy Wilson is the second player drafted by San Francisco out of Pittsburg State University. The other was **T Ted Stahura**, who was the team's selection in Round 30 of the 1958 draft.

Steve Young • 8

QUARTERBACK BRIGHAM YOUNG 10TH YEAR
HT: 6-2 WT: 200 BORN: 10-11-61 (TR IN '87)



CAREER: Steve Young has been the 49ers' starting quarterback for only three seasons, but has quickly established himself among the great passers in NFL history...Has led the League in quarterback rating during each of the past three seasons, becoming the only QB to accomplish that feat...In fact, he posted ratings of better than 100 points during each of those seasons, marking another NFL first as no other player has ever led the League in passing with even two consecutive seasons with a 100 or better rating...Enters the 1994 season as the No. 2-rated QB in NFL history with a 93.0 rating (includes two seasons at Tampa Bay), trailing only his predecessor in San Francisco, Joe Montana, who is No. 1 with a rating of 93.1...Also holds team career records with a 103.2 QB rating and a 65.1% completion mark...Ranks as the club's all-time rushing quarterback with 1,611 yards.

ACQUIRED: Traded by Tampa Bay to the 49ers April 24, 1987...Began his NFL career as the initial selection of the NFL Supplemental Draft in 1984 by the Bucs.

1993: Selected to the **1994 PRO BOWL**...**NFL LEADER** with a 101.5 quarterback rating and 29 touchdown passes, which established a **CAREER HIGH**...Set **NFL RECORDS** by winning three consecutive passing titles (1991-93) and becoming the only QB in League history to have three straight seasons with a 100+ quarterback rating with a season mark of 101.5...Set a **SINGLE-SEASON TEAM RECORD** with 4,023 yards as he became the first San Francisco QB to throw for 4,000 yards in a single campaign...Set a **TEAM RECORD** by throwing 183 consecutive passes without an interception, beginning in the second quarter vs. Minnesota (10-3) and extending into the second period at the L.A. Rams (11-22), surpassing Joe Montana's previous mark of 154...Missed most of the preseason, after suffering a broken left thumb vs. the L.A. Raiders (8-8)...Returned to action in time for the season opener and threw three touchdown passes at Pittsburgh (9-5)...Moved into fourth place on the 49ers' all-time completion list (684), surpassing Steve DeBerg (670) at Cleveland (9-13)...Threw three touchdown passes vs. Atlanta (9-19), while also becoming the first 49ers QB to catch one of his own passes (off a deflection) since Y.A. Tittle caught a four-yard pass off a deflection vs. the L.A. Rams in 1959...Completed 73 percent of his passes (22 of 30) at New Orleans (9-26)...Threw a 39-yard touchdown pass to cap a 17 of 24, 224-yard passing effort vs. Minnesota (10-3)...Surpassed the 10,000-yard mark for career passing yards (10,069) with 267 yards at Dallas (10-17)...Tied a **CAREER HIGH** with four touchdown passes as he posted his first 300-yard passing game of the season with a 23 of 29 passing effort at Tampa Bay (11-14)...Passed for 205 yards and three TDs and ran for an additional score vs. New Orleans (11-22)...Established a **CAREER HIGH** with 462 passing yards, while completing 26 of 32 passes with four TDs at L.A. Rams (11-28)...Named **NFC OFFENSIVE PLAYER-OF-THE-MONTH** for November as he completed 63 of 82 passes (76.9%) for 978 yards with 11 TDs and one interception...Threw a six-yard TD pass among his season-high 39 passing attempts and ran 10 yards for a score at Atlanta (12-11)...Tallied 354 yards passing at Detroit (12-19) to establish an **NFL CAREER HIGH** for most yards passing in a season (3,680), eclipsing his previous high of 3,465 yards in 1992. His four TD tosses in that game also set a career mark for most touchdown passes



in a season (27), breaking his 1992 total of 25...Threw for 165 yards and two touchdowns vs. Philadelphia to become the first 49ers quarterback to throw for 4,000 yards in a season (4,023)...**POSTSEASON:** Threw for 226 yards on 17 of 22 passing attempts to move past John Brodie (973) and into second place on the 49ers' all-time postseason yardage list (974) vs. N.Y. Giants in the NFC Divisional Playoff Game (1-15)...Surpassed the 1,000-yard mark in career playoff passing yardage, while completing 27 of 45 attempts for 287 yards in the NFC Championship at Dallas (1-23)

1992: NFL MOST VALUABLE PLAYER...SPORTS ILLUSTRATED, MILLER LITE and THE SPORTING NEWS PLAYER-OF-THE-YEAR...Selected as a starter to the **1993 PRO BOWL**...Named the winner of the **LEN ESHMONT AWARD** as the team's most inspirational and courageous player in a vote by teammates...**NFL LEADER** with a 107.0 passer rating, becoming the first player in NFL history to lead the League two consecutive seasons with a passer rating of 100 or better (101.8 in '91)...Also the **LEAGUE LEADER** in touchdown passes (25) and completion percentage (66.7)...Started and was replaced by Steve Bono after suffering a concussion on the fifth play of the game at N.Y. Giants (9-6), before returning to throw a TD pass and being replaced by Bono for the remainder of the game...Passed for a **CAREER-HIGH** 449 yards on 26 completions vs. Buffalo (9-13)...Threw a pair of touchdown passes and ran for another, before being replaced by Bono at the start of the fourth quarter at N.Y. Jets (9-20)...Surpassed 6,000 yards passing (6,021) as a 49er at New Orleans (9-27)...Ran for a pair of touchdowns and engineered a fourth-quarter drive that set up the game-winning field goal vs. L.A. Rams (10-4)...Threw a pair of touchdown passes, including the game-winner to Ricky Watters, at New England (10-11)...Threw three touchdown passes, including a season-long 80-yard TD toss to Jerry Rice vs. Atlanta (10-18)...Named **NFC OFFENSIVE PLAYER-OF-THE-MONTH** for October...Started and played the game's first two series until being forced to leave the game due to the flu at Phoenix (11-1)...Named **NFC OFFENSIVE-PLAYER-OF-THE-WEEK** after throwing a pair of touchdown passes, including the game-winning eight-yard TD pass to Brent Jones with :46 remaining and scoring himself on a 10-yard run vs. New Orleans (11-15)...Threw a pair of touchdown passes, including Rice's 100th career receiving TD, vs. Philadelphia (11-29)...Tossed a pair of touchdown passes, including Jerry Rice's NFL record-breaking 101st TD reception, vs. Miami (12-6)...Completed 12 of 18 passes for 153 yards while playing only the first half vs. Detroit (12-28), before being replaced by Joe Montana at the start of the second half...Made his first NFL postseason start vs. Washington in the NFC Divisional Playoff Game (1-9) and threw a pair of touchdown passes...Had a one-yard touchdown run and threw a TD pass vs. Dallas in the NFC Championship Game (1-17).

1991: NFL LEADER in passing efficiency with a 101.8 QB rating...Threw a 73-yard TD pass and rushed for a five-yard score at N.Y. Giants (9-2)...Established season highs for completions (26) and passing yards (348) vs. San Diego (9-8)...Moved into seventh place on the 49ers' all-time completion list (271), surpassing Jim Plunkett (254), vs. L.A. Rams (9-22)...Passed for 348 yards for the second time during the season, while also scoring a pair of TDs running vs. Atlanta (10-13)...Selected as both **NFC OFFENSIVE PLAYER-OF-THE-WEEK** by the League and **USA TODAY PLAYER-OF-THE-WEEK** when he set a **TEAM RECORD** by completing 90% of his passes (on 18 of 20) for 237 yards and two TDs vs. Detroit (10-20). His completion total in that game moved him into sixth place on the 49ers' all-time completion list (329), surpassing Frankie Albert (316)...Named **NFC OFFENSIVE PLAYER-OF-THE-MONTH** for October, after completing 68.5 percent of his passes for 681 yards and five TDs...Threw a **TEAM RECORD** 97-yard TD pass to John Taylor before injuring the medial collateral ligament in his left knee at the end of the first half at Atlanta (11-

3)...Inactive at New Orleans (11-10), vs. Phoenix (11-17) and at L.A. Rams (11-25)...Dressed, but did not play, vs. New Orleans (12-1) and at Seattle (12-8)...Replaced injured Steve Bono (L knee) in the third quarter and completed two of four passes for 21 yards vs. Kansas City (12-14)...Started, threw three TD passes and ran for another score vs. Chicago (12-23).

1990: Played in six games, including one start...Completed 61.3% of his passes (38-62) for 427 yards with two TDs...Made his first start of the season vs. New Orleans (12-23) and became only the second 49ers QB to rush for 100 yards (102) in a game vs. New Orleans (12-23), joining Billy Kilmer, who had 103 yards at Detroit, 10-1-61...Replaced Joe Montana to begin the second half at Minnesota (12-30), and engineered a fourth-quarter come-from-behind victory as he completed six of seven passes for 88 yards, including a 34-yard TD pass to John Taylor, during the final drive...Replaced injured Montana in the waning moments of the NFC title game, completing his only pass attempt for 25 yards.

1989: Saw action in 10 games, including three starting assignments...Completed 69.6% of his passes for the season as he connected on 64 of 92 passes for 1,001 yards with eight TDs...Started and led the team with 79 rushing yards at Dallas (10-15)...Forced into action for one play (sacked for seven yards) vs. Green Bay (11-19)...Replaced injured Montana (ribs) late in the second quarter at Atlanta (12-3), and played all of the second half in a game in which he completed his first 10 passes, including a 38-yard TD to John Taylor and scored on a one-yard run...Ran for a two-yard score and threw an eight-yard TD as a starter vs. Buffalo (12-17)...Completed two of three passes for 20 yards and had an 11-yard run vs. Denver in Super Bowl XXIV (1-28-90).

1988: Subbed for injured Joe Montana (R elbow) at New Orleans (9-4)...Started at N.Y. Giants (9-11)...Rushed twice for eight yards when pressed into action during the final drive of the fourth quarter and overtime vs. Denver (10-9)...Started for injured Montana (back) vs. Minnesota (10-30) and threw a 73-yard TD pass to John Taylor...Recorded one of the team's all-time memorable plays with a 49-yard scoring run with 1:58 remaining, providing the margin of victory that game, and was named **NFC OFFENSIVE PLAYER-OF-THE-WEEK** for his efforts.

1987: Acquired by San Francisco four days prior to the 1987 draft (4-24) for second and fourth-round selections...Started for injured Joe Montana (R hand) vs. New Orleans (11-15), and completed five of six passes, including a 46-yard TD to Jerry Rice, and rushed four times for 24 yards, prior to suffering a concussion late in first quarter...Subbed for Montana (L hamstring) for most of Chicago game (12-14), and threw four TD passes...Replaced Montana in the third quarter of the NFC Divisional Playoff Game vs. Minnesota (1-9-88), and rushed for a team-high 72 yards, including a five-yard TD.

1984-86: Selected in the first-round (10th overall) of the 1984 USFL draft by the L.A. Express, but did not sign until after the sixth game of the season...Started 12 games for the Express as a rookie and became the first player in pro football history to rush for 100 yards and pass for 300 yards in the same game at Chicago (4-20-84)...Signed with Tampa Bay (9-10-85) after his Express release...Buccaneers made Young the first selection of the NFL Supplemental Draft (June, '84)...Started the final five games for Tampa Bay in '85, after playing in 13 of 16 contests for the Express that year (including a portion of the finale as a running back)...Started a total of 19 games in two seasons with the Bucs, including 14 in 1986 when he passed for 2,282 yards.

COLLEGE: Consensus All-America and Heisman Trophy runner-up to Nebraska's Mike Rozier in 1983...Completed 71.3 percent (306-429 for 3,902 yards and 33 TDs) of his passes as a senior for the highest single-season percentage in NCAA history at the



Player Profiles

time...BYU won 11 of 12 games (including a Holiday Bowl victory over Missouri) in '83, as he passed for better than 300 yards in all but two contests.

PERSONAL: Born Jon Steven Young in Salt Lake City, UT, and attended Greenwich (CT) High...Great-great-great grandson of Brigham Young...Received a law degree from BYU in 1994...Named Bay Area Sports Hall of Fame Professional Athlete-of-the-Year for 1992...Appeared on "Late Night With David Letterman" and was a contestant on "Wheel of Fortune" during the '93 offseason...An active participant in community service, he organized and manages the Forever Young Foundation, which benefits Bay Area and Utah youth-oriented charities...Single, he lives in Provo, UT, during the offseason and Los Altos, CA, during the season.

YOUNG'S NFL HONORS: Pro Bowl - 1993, 1994; All-NFC - 1992; All-NFL - 1992; All-Pro - 1992, 1993; Sports Illustrated Player-of-the-Year - 1992; NFL MVP - 1992; NFL Player-of-the-Year - 1992; Sporting News Player-of-the-Year - 1992; NFLPA NFC Most Valuable Player - 1992; Len Eshmont Award - 1992.

YOUNG'S 300-YARD PASSING GAMES -- (8) 462 (at L.A. Rams - 11-28-93), 449 (vs. Buffalo - 9-13-92), 399 (vs. Atlanta - 10-18-92), 354 (at Detroit - 12-19-93), 348 (vs. San Diego 9-8-91 & vs. Atlanta - 10-13-91), 342 (vs. Philadelphia - 11-29-92), and 338 (vs. Chicago - 12-23-91), 311 (at Tampa Bay - 11-14-93).

YOUNG'S 300-YARD POSTSEASON PASSING GAMES -- (1) 313 (vs. Dallas - 1-17-93).

THE CENTURY CLUB

Quarterbacks who have had ratings of over 100 in a single season:

PLAYER	RATING	YEAR	PLAYER	RATING	YEAR
Sammy Baugh	109.9	1945	Ken Stabler	103.4	1976
Charlie Conerly	102.7	1959	Joe Montana	102.9	1984
Milt Plum	110.4	1960	Dan Marino	108.9	1984
Y.A. Tittle	104.8	1963	Joe Montana	102.1	1987
Len Dawson	101.9	1966	Joe Montana	112.4	1989
Bart Starr	105.0	1966	Jim Kelly	101.2	1990
Roger Staubach	104.8	1971	Steve Young	101.8	1991
Bert Jones	102.5	1976	Steve Young	107.0	1992
			Steve Young	101.5	1993

- 49ERS FACT -

QB Steve Young has started in 33 consecutive regular season games, dating back to the 1991 season, giving him the longest current streak of any National Football League quarterback.

Player Profiles



YOUNG'S NFL STATISTICS

Passing

Year	G/S	Att.	Comp.	Yds.	Pct.	Int.	Long	TD	QB Rating
(Tampa Bay)									
1985	5/5	138	72	935	.522	8	59	3	56.9
1986	14/14	363	195	2282	.537	13	46	8	65.5
(San Francisco)									
1987	8/3	69	37	570	.536	0	50t	10	120.8
1988	11/3	101	54	680	.535	3	73t	3	72.2
1989	10/3	92	64	1001	.696	3	50t	8	120.8
1990	6/1	62	38	427	.613	0	34t	2	92.6
1991	11/10	279	180	2517	.645	8	97t	17	101.8
1992	16/16	402	268	3465	.667	7	80t	25	107.0
1993	16/16	462	314	4023	.680	16	80t	29	101.5
Career	97/71	1968	1222	15900	.621	58	97t	105	93.0

Playoffs

(San Francisco)									
1987	1/0	17	12	158	.706	1	31	1	94.7
1988	2/0	1	1	-1	.1000	0	-1	0	79.2
1989	3/0	5	3	26	.600	0	13	0	73.8
1990	2/0	1	1	25	.1000	0	25	0	118.8
1992	2/2	65	45	540	.692	3	36	3	90.5
1993	2/2	67	44	513	.657	1	43	1	87.5
Total	12/4	156	106	1261	.679	5	43	5	84.4

Pro Bowl

1993	1/1	32	18	196	.562	3	23	1	45.8
1994	1/1	14	4	48	.286	0	48	0	41.4
Total	2/2	46	22	244	.478	3	48	1	44.1

Rushing

Year	G/S	Att.	Yds.	Avg.	Long	TD
(Tampa Bay)						
1985	5/5	40	233	5.8	20	1
1986	14/14	74	425	3.5	31	5
(San Francisco)						
1987	8/3	26	190	7.3	29t	1
1988	11/3	27	184	6.8	49t	1
1989	10/3	38	126	3.3	22	2
1990	6/1	15	159	10.6	31	0
1991	11/10	65	415	6.3	21	4
1992	16/16	75	537	7.1	39t	4
1993	16/16	69	407	5.9	35	2
Career	97/71	431	2676	6.2	49t	20

Playoffs

(San Francisco)						
1987	1/0	6	72	12.0	42	1
1988	2/0	3	1	0.3	1	0
1989	3/0	5	5	1.0	11	0
1990	2/0	0	0	0.0	0	0
1992	2/2	16	106	6.6	22	1
1993	2/2	10	55	5.5	18	1
Total	12/4	40	239	6.0	42	3

Pro Bowl

1993	1/1	6	34	5.6	10	0
1994	1/1	0	0	0.0	0	0
Total	2/2	6	34	5.6	10	0



Player Profiles

OTHER STATS: TACKLES - 1991 (1); POSTSEASON TACKLES - 1992 (1); POSTSEASON RECEIVING YARDS - 1987 (2 on lateral from Dwight Clark).

YOUNG'S 1993 GAME-BY-GAME PASSING

Date	Opponent	Att.	Comp.	Yds.	Sack/Lost	TD	Long	Int.
9-5	at Pittsburgh	36	24	240	1/0	3	32	3
9-13	at Cleveland	33	19	274	1/8	0	29	3
9-19	vs. Atlanta	22	18	210	0/0	3	26	1
9-26	at New Orleans	30	22	194	5/31	0	24	1
10-3	vs. Minnesota	24	17	224	4/20	1	39	1
10-17	at Dallas	33	24	267	4/20	1	22	0
10-24	vs. Phoenix	33	21	247	1/4	2	37	0
10-31	vs. L.A. Rams	34	22	245	0/0	1	47	0
11-14	at Tampa Bay	29	23	311	0/0	4	51t	0
11-22	vs. New Orleans	21	14	205	2/8	3	29	0
11-28	at L.A. Rams	32	26	462	3/10	4	76t	1
12-5	vs. Cincinnati	25	13	179	1/6	0	43	2
12-11	at Atlanta	39	24	268	3/17	1	46	2
12-19	at Detroit	23	17	354	0/0	4	80t	0
12-25	vs. Houston	29	15	178	2/10	0	32	2
1-3	vs. Philadelphia	19	15	165	3/24	2	38t	0

POSTSEASON PASSING

Date	Opponent	Att.	Comp.	Yds.	Sack/Lost	TD	Long	Int.
1-15	vs. N.Y. Giants	22	17	226	1/6	0	43	0
1-23	at Dallas	45	27	287	4/12	1	25	1

YOUNG'S 1993 GAME-BY-GAME RUSHING

Date	Opponent	No.	Yds.	Avg.	LG	TD
9-5	at Pittsburgh	7	22	3.1	10	0
9-13	at Cleveland	5	11	2.2	6	0
9-19	vs. Atlanta	5	52	10.4	35	0
9-26	at New Orleans	5	15	3.0	7	0
10-3	vs. Minnesota	5	27	5.4	9	0
10-17	at Dallas	6	40	6.7	12	0
10-24	vs. Phoenix	5	37	7.4	18	0
10-31	vs. L.A. Rams	7	57	8.1	14	0
11-14	at Tampa Bay	3	17	5.7	10	0
11-22	vs. New Orleans	3	34	11.3	19	1
11-28	at L.A. Rams	2	3	1.5	2	0
12-5	vs. Cincinnati	4	21	5.3	9	0
12-11	at Atlanta	3	16	5.3	10	1
12-19	at Detroit	3	19	6.3	12	0
12-25	vs. Houston	5	20	4.0	7	0
1-3	vs. Philadelphia	2	12	6.0	10	0

POSTSEASON RUSHING

Date	Opponent	No.	Yds.	Avg.	LG	TD
1-15	vs. N.Y. Giants	3	17	5.7	9	0
1-23	at Dallas	7	38	5.4	18	0

Player Profiles



YOUNG'S 1992 GAME-BY-GAME PASSING

Date	Opponent	Att.	Comp.	Yds.	Sack/Lost	TD	Long	Int.
9-6	at N.Y. Giants	6	4	27	1/2	1	12	0
9-13	vs. Buffalo	37	26	449	1/10	3	57	1
9-20	at N.Y. Jets	23	15	173	0/0	2	47	0
9-27	at New Orleans	26	17	187	1/8	0	32	0
10-4	vs. L.A. Rams	29	20	247	2/9	0	43	1
10-11	at New England	27	19	234	2/6	2	32t	1
10-18	vs. Atlanta	28	18	399	0/0	3	80t	1
11-1	at Phoenix	8	6	76	1/17	0	19	0
11-9	at Atlanta	18	12	143	2/5	3	21t	0
11-15	vs. New Orleans	37	24	205	4/14	2	21	1
11-22	at L.A. Rams	26	14	167	3/14	1	42t	0
11-29	vs. Philadelphia	35	24	342	2/13	2	51	0
12-6	vs. Miami	27	19	220	0/0	2	32	1
12-13	at Minnesota	26	20	183	6/31	1	24	1
12-19	vs. Tampa Bay	31	18	270	3/15	3	36	0
12-28	vs. Detroit	18	12	153	1/8	0	24	0

POSTSEASON PASSING

Date	Opponent	Att.	Comp.	Yds.	Sack/Lost	TD	Long	Int.
1-9	vs. Washington	30	20	227	2/13	2	35	1
1-17	vs. Dallas	35	25	313	3/12	1	36	2

YOUNG'S 1992 GAME-BY-GAME RUSHING

Date	Opponent	No.	Yds.	Avg.	Long	TD
9-6	at N.Y. Giants	1	3	3.0	3	0
9-13	vs. Buffalo	7	50	7.1	20	0
9-20	at N.Y. Jets	4	50	12.5	17	1
9-27	at New Orleans	8	65	8.1	26	0
10-4	vs. L.A. Rams	3	60	20.0	39t	2
10-11	at New England	9	69	7.7	21	0
10-18	vs. Atlanta	2	28	14.0	26	0
11-1	at Phoenix	0	0	0.0	0	0
11-9	at Atlanta	7	39	4.3	18	0
11-15	vs. New Orleans	8	58	7.3	17	1
11-22	at L.A. Rams	3	16	5.3	14	0
11-29	vs. Philadelphia	6	26	4.3	12	0
12-6	vs. Miami	4	20	5.0	12	0
12-13	at Minnesota	7	14	2.0	4	0
12-19	vs. Tampa Bay	6	42	7.0	20	0
12-28	vs. Detroit	0	0	0.0	0	0

POSTSEASON RUSHING

Date	Opponent	No.	Yds.	Avg.	Long	TD
1-9	vs. Washington	8	73	9.1	22	0
1-17	vs. Dallas	8	33	4.1	10	1



Player Profiles

YOUNG'S 1991 GAME-BY-GAME PASSING

Date	Opponent	Att.	Comp.	Yds.	Sack	TD	Long	Int.
9-2	at N.Y. Giants	22	12	162	1/10	1	73t	1
9-8	vs. San Diego	36	26	348	1/4	3	70t	0
9-15	at Minnesota	27	19	275	2/10	2	30	1
9-22	vs. L.A. Rams	31	21	288	2/15	2	62t	0
9-29	at L.A. Raiders	35	18	217	2/4	0	36	2
10-13	vs. Atlanta	38	22	348	1/5	2	57t	3
10-20	vs. Detroit	20	18	237	0/0	2	51	0
10-27	at Philadelphia	15	10	96	2/11	1	22	0
11-3	at Atlanta	19	11	187	2/20	1	97t	1
11-10	at New Orleans	---Did Not Play---						
11-17	vs. Phoenix	---Did Not Play---						
11-25	at L.A. Rams	---Did Not Play---						
12-1	vs. New Orleans	---Did Not Play---						
12-8	at Seattle	---Did Not Play---						
12-14	vs. Kansas City	4	2	26	0/0	0	12	0
12-23	vs. Chicago	32	21	338	0/0	3	69	0

YOUNG'S 1991 GAME-BY-GAME RUSHING

Date	Opponent	No.	Yds.	Avg.	Long	TD
9-2	at N.Y. Giants	6	45	7.5	12	1
9-8	vs. San Diego	5	30	6.0	12	0
9-15	at Minnesota	5	35	7.0	11	0
9-22	vs. L.A. Rams	2	4	2.0	3	0
9-29	at L.A. Raiders	5	33	6.3	12	0
10-13	vs. Atlanta	11	68	6.2	9	2
10-20	vs. Detroit	7	40	5.7	10	0
10-27	at Philadelphia	5	32	6.4	16	0
11-3	at Atlanta	5	34	6.8	9	0
11-10	at New Orleans	---Did Not Play---				
11-17	vs. Phoenix	---Did Not Play---				
11-25	at L.A. Rams	---Did Not Play---				
12-1	vs. New Orleans	---Did Not Play---				
12-8	at Seattle	---Did Not Play---				
12-14	vs. Kansas City	6	31	5.2	15	0
12-23	vs. Chicago	8	63	7.9	21	1

YOUNG'S NFL BESTS

PASSES ATTEMPTED - 43 (vs. Chicago - 11-9-86)
COMPLETIONS - 37 (twice: vs. Buffalo - 9-13-92 & vs. New Orleans - 11-15-92)
PASSING YARDS - 462 (at L.A. Rams - 11-28-93)
TD PASSES - 4 (three times) (vs. Chicago - 12-14-87); (at Tampa Bay - 11-14-93); (at Detroit - 12-19-93)
LONG PASS - 97t (at Atlanta - 11-3-91)
INTERCEPTIONS - 3 (four times - Last at Cleveland - 9-13-93)
RUSHES - 11 (twice: at Dallas - 10-15-89 & vs. Atlanta - 10-13-91)
RUSHING YARDS - 102 (vs. New Orleans - 12-23-90)
LONG RUSH - 49t (vs. Minnesota - 10-30-88)
TD RUSHES - 2 (several times)
SACKED - 6 (several times)
SACK YARDAGE - 48 (vs. Detroit - 11-24-85)
300+ YARDAGE GAMES - 10
400+ YARDAGE GAMES - 2 (449 vs. Buffalo - 9-13-93); (462 at L.A. Rams - 11-28-93)
MULTIPLE TD PASSING GAMES - 30

1994 DRAFT CHOICES

Bryant Young

DEFENSIVE TACKLE NOTRE DAME ROOKIE
HT: 6-2 WT: 276 BORN: 1-27-72 (D-1A IN '94)



Profile: An intense, all-around player who excels in penetrating the line of scrimmage...Effective in the gap and holds his position well in one-on-one confrontations...Comes off the snap low and gets good momentum around the corner...Has excellent speed, having been timed at 4.91 in the 40-yard dash...Has an explosive initial charge and a tremendous burst when changing directions...As the No. 7 overall pick in the 1994 draft, he is San Francisco's highest selection since 1978, when the 49ers drafted Ken McAfee out of Notre Dame with the seventh overall choice.

1993: ALL-AMERICAN and **ALL-INDEPENDENT FIRST TEAM** choice as selected by *The Poor Man's Guide to the NFL Draft* and *College and Pro Football Newsweekly*, also being named the best defensive lineman in the nation by the latter publication...Also garnered **SECOND-TEAM ALL-AMERICA** status by *Football News*...Started every game at left tackle, finishing No. 3 for the Fighting Irish with 67 tackles, including 44 solos...**TEAM LEADER** with six and a half sacks totaling 49 yards, along with seven tackles for losses that totaled 23 yards...Season-high 13 tackles (10 solos) vs. Northwestern, including nine in the final two quarters that featured a pair of sacks for 14 yards and a tackle for -2...Had seven tackles including a key 11-yard sack that thwarted a last-ditch drive in a win vs. Michigan...Recorded 10 tackles with half a sack and a tackle for a 12-yard loss in a 17-0 blanking of Purdue...Sacked Charlie Ward twice for losses of 22 yards in the Irish's victory over eventual national champion Florida State.

1992: HONORABLE MENTION ALL-AMERICA by *Football News*...Started every game at left tackle, racking up 51 tackles (37 solos), including seven and a half sacks and five and a half tackles for losses.

1991: Played in all 11 games, recording 50 tackles (32 solos) with four sacks and nine tackles for losses...Opened at left tackle vs. Indiana, before moving to nose guard...Had 11 tackles vs. Michigan...Credited with nine stops that included two sacks, a tackle for loss, two fumble recoveries and a forced fumble in a 45-20 win vs. Purdue...Registered 11 tackles, including a 14-yard sack vs. Air Force.

1990: Played in 10 games as a freshman, finishing the season with eight tackles (4 solos).

HIGH SCHOOL: Prepped at Bloom Township High in Chicago Heights, IL...First Team All-America selection by *Parade Magazine*...Second Team *USA Today* All-American...Earned four letters as DE/TE...Rated No. 9 on the Detroit Press Best of the Midwest squad...*Chicago Sun-Times* Male Athlete Of The Year as a senior with 101 tackles with nine sacks, along with seven catches for 113 yards on offense...Selected to play in the All-America High School Classic and North-South Suburban All-Star Games...Also earned four wrestling letters, finishing No. 3 in the state as a senior with a 29-1 record...Earned three track & field letters, ranking No. 3 in the state as a senior in the discus (171-9), while also throwing the shot put (56-0).



Player Profiles

PERSONAL: Full name is Bryant Colby Young...Born and raised in Chicago Heights, IL...Youngest of three children...Marketing major at Notre Dame.

YOUNG'S COLLEGE STATISTICS										
YEAR	TACKLES			SACK	TFL	FC	PASSES			
	TK	SO	AS				FR	DEF	INT	TD
1990	8	4	4	0-0	1-3	0	0	0	0-0	0
1991	50	32	18	4-28	9-27	0	2	2	0-0	0
SUGAR BOWL	1	1	0	0-0	0	0	0	0	0-0	0
1992	51	37	14	0-0	5.5-10	0	1	1	0-0	0
COTTON BOWL	2	1	1	0-0	0	0	0	0	0-0	0
1993	67	44	23	6.5-49	7-23	0	1	1	0-0	0
COTTON BOWL	9	6	3	1-5	1-5	0	0	0	0-0	0
Career	176	117	58	18-141	22.5-63	0	4	4	0-0	0



William Floyd

FULLBACK **FLORIDA STATE** **ROOKIE**
HT: 6-1 **WT: 242** **BORN: 2-17-72** **(D1B IN '94)**

Profile: An outstanding all-around fullback...One of the most valuable offensive players for the national champion Florida State team as he had a reputation of being the finest blocking back in college football...Also excels as a ball carrier, featuring explosive power, excellent balance and the ability to turn the corner with 4.6 speed in the 40-yard dash...Also a capable receiver out of the backfield.

1993: FIRST TEAM ALL-AMERICAN and **FIRST TEAM ALL-ATLANTIC COAST CONFERENCE** as selected by *The Poor Man's Guide to the NFL Draft*...Rushed for 321 yards and five TDs on 63 carries (5.1 avg.)...Also caught 11 passes for 61 yards...Key performer in FSU's national title showdown vs. Nebraska in the Orange Bowl, rushing for 53 yards on seven carries with a TD.

1992: THIRD TEAM ALL-AMERICA selection by *The Poor Man's Guide to the NFL Draft*...Rushed for 222 yards while scoring a **TEAM-HIGH** nine TDs...Showed his outstanding blocking skills by being credited by the Seminole coaching staff with 54 knock-down blocks...Caught 10 passes for 137 yards and a score...Reserve TE early in the season, prior to taking over the starting FB duties.

1991: Saw limited action as a freshman behind Edgar Bennett and Paul Moore at fullback as most of his action came on special teams...Made the most of his opportunities with 97 rushing yards on 23 carries (4.2 avg.) with two TDs and 13 receptions for 95 yards and three scores...One of those receiving TDs came on a fake field goal, taking a shovel pass from holder Brad Johnson and scoring from four yards out vs. Michigan.

1990: Redshirted as a true freshman.

HIGH SCHOOL: All-Suncoast and All-Pinellas County at Lakewood St. Petersburg (FL) HS...Rated the No. 1 running back in Florida and No. 2 fullback in the country by *Super Prep Magazine*...Rushed for 643 yards on 106 carries with five TDs as a senior and 693 yards on 120 tries with seven TDs as a junior...Invited to play in the Florida-Georgia All-Star Game.

Player Profiles



PERSONAL: Full name is William Ali Floyd...Born and raised in St. Petersburg, FL...One of four William A. Floyds in his family (grandfather, father, and two-year-old son)...Got his middle name from his father who wanted him to take up boxing, but he decided to stick with football because "there's not as much swelling in the head"...Majorred in criminology at Florida State, needing two semesters of course work to finish degree, which he plans to pursue during the NFL offseason...Took up golf during the spring of 1994...Single.

FLOYD'S COLLEGE STATISTICS

YEAR	RUSHING					RECEIVING				
	NO	YARDS	AVG	TD	LONG	NO	YARDS	AVG	TD	LONG
1991	23	97	4.2	2	12	13	95	7.3	3	20
1992	61	222	3.6	9	20	10	137	13.7	1	33
ORANGE BOWL	4	5	1	3	0	2	—	—	—	—
1993	63	321	5.1	5	19	11	61	5.5	0	11
ORANGE BOWL	7	53	7.6	1	34	1	-7	-7.0	0	-7
Total	158	698	4.4	17	34	35	286	8.2	4	33

Kevin Mitchell

LINEBACKER **SYRACUSE** **ROOKIE**
HT: 6-1 **WT: 260** **BORN: 1-1-71** **(D2A IN '94)**



Profile: Kevin Mitchell is a relentless pass rusher with outstanding strength and quickness...Played down lineman in college, but will begin his career with the 49ers as a linebacker in hopes of taking advantage of his athletic skills that include a 4.72 clocking in the 40-yard dash...Ranks No. 3 in Syracuse history with 21 quarterback sacks, trailing only Terry Woodard (1986-89) with 23 and Tim Green (1982-85) with 45.5...Started all 48 games during his collegiate career.

1993: FIRST TEAM ALL-BIG EAST CONFERENCE as selected by *Football News*...Played at both nose guard and middle linebacker, finishing second on the team with 77 tackles (63 solos), two sacks and four tackles for losses...Also caused and recovered a fumble, while deflecting three passes...Racked up nine tackles, including eight unassisted stops vs. Miami...Also had nine stops vs. East Carolina.

1992: THIRD TEAM ALL-AMERICAN as selected by *The NFL Draft Report*, in addition to honorable mention from *Football News* and *UPI*...**FIRST TEAM ALL-BIG EAST**...Recorded 61 tackles (43 solos) with five and a half sacks and 10 tackles for losses...Registered eight tackles, including three tackles for losses vs. Ohio State...Added five tackles with a sack and a pair of stops for losses vs. Louisville...Seven tackles (5 solos) with a sack for seven yards, an additional stop for a loss and a pair of passes defended vs. Virginia Tech.

1991: SECOND-TEAM ALL-BIG EAST CONFERENCE...Started at nose guard, becoming the first down lineman in four years to lead the team in solo tackles (64), finishing with 81, including nine sacks and eight tackles for losses...His 64 solos broke Tim Green's previous season mark for linemen with 56 in both 1984 and 85...Opened the season with 12 tackles, a pair of stops for losses and a forced fumble in a win vs. Vanderbilt...Followed with 11 stops and a sack in a defeat of Maryland.

1990: SECOND-TEAM AP ALL-EAST...Led team's down linemen with 56 tackles (33



Player Profiles

solos), four and a half sacks and eight tackles for loss, recovered two fumbles, forced another...Received the game ball after leading a defensive effort that allowed only 41 yards passing, making five tackles with a pair of sacks, a stop behind the line of scrimmage, three pressures and an interception from the nose guard position, returning it 22 yards for a TD vs. Boston College.

1989: Redshirted as a true freshman.

HIGH SCHOOL: First Team All-State Selection as an offensive guard, adding second team honors as a linebacker at Harrisburg (PA) High...All-Area choice by the Harrisburg Patriot News...Selected Conference Defensive Player Of The Year as a junior...Played in the state's Big 33 All-Star Game...Served as team captain...Also lettered in basketball.

PERSONAL: Born Kevin Danyelle Mitchell in Harrisburg, PA...Comes from an athletic family as cousin, Troy Dayton, plays TE for the Los Angeles Rams and his brother plays on the defensive line at West Chester University...Scheduled to complete his degree in sociology in July.

MITCHELL'S COLLEGE STATISTICS

YEAR	TACKLES				PASSES					
	TK	SO	AS	SACK	TFL	FC	FR	DEF	INT	TD
1990	56	33	23	4.5-29	8-23	1	2	1	1-22	1
ALOHA BOWL	3	2	1	1-8	0-0	0	0	0	0-0	0
1991	81	64	17	9-47	8-17	1	1	0	0-0	0
HALL OF FAME	4	4	0	1-3	0-0	0	0	0	0-0	0
1992	61	43	18	5.5-34	10-27	0	0	3	0-0	0
FIESTA BOWL	8	3	5	2-13	4-11	0	0	1	0-0	0
1993	77	63	14	2-18	4-7	1	1	3	0-0	0
Career	290	212	78	25-162	34-85	3	4	8	1-22	1



Tyronne Drakeford

CORNERBACK

HT: 5-9

WT: 185

VIRGINIA TECH

BORN: 6-21-71

ROOKIE

(D-2B IN '94)

Profile: An instinctive, aggressive hitter who always seems to be around the ball...Exceptional bump & run artist and cuts sharply in the open field...Has tremendous speed with an explosive closing burst...Timed at 4.37 in the 40-yard dash...Had 16 career interceptions at Virginia Tech, two shy of Gene Bunn's school record of 18 (1976-78)...Played in Hokies 1991 secondary that included current 49ers DB Damien Russell, in addition to John Granby, who spent the '92 season in the NFL with the Broncos and Patriots.

1993: Played in six games due to an ankle injury, recording 14 tackles (13 solo)...Returned six kickoffs for 160 yards (26.7 avg.) with a long of 41 yards vs. West Virginia...Deflected three passes and had one interception...Had six solo tackles, including one from behind the line of scrimmage and three pass break ups in a victory over Maryland.

1992: THIRD-TEAM ALL-AMERICAN as selected by *The Poor Man's Guide to the NFL Draft*...**FIRST-TEAM ALL-BIG EAST** choice...Intercepted seven passes for 121 yards and a touchdown, which tied him for second place on the school's pass theft chart...Ranked second in the nation with an average of 0.64 interceptions per game...Recorded 54 tackles (42

solo) with three hits for losses...Picked two passes, returning them a total of 66 yards vs. East Carolina...Intercepted two passes vs. Rutgers and followed with eight tackles (6 solos), two pass break ups and an interception against Syracuse.

1991: SECOND-TEAM ALL-BIG EAST CONFERENCE. Started 10 games at right corner, leading team and ranking No. 19 in the nation with five interceptions, while breaking up seven others...Totalled 37 tackles (28 solos) for the season...Had eight tackles vs. Oklahoma...Broke up three passes along with an interception vs. N.C. State.

1990: Started five games at left corner...Recorded 20 tackles (15 solos) with three interceptions...Had five tackles with two passes defended vs. Georgia Tech...Intercepted two passes vs. Virginia.

HIGH SCHOOL: All-Conference, All-Area and Class AA All-State at Camden (SC) North Central High...Played defensive back and wide receiver...Recorded 89 tackles with nine interceptions, while catching 20 passes for 735 yards and nine TDs as a senior...Also an All-Conference and All-Area pick as a guard on the basketball team that posted a 66-14 record during his career...Earned two baseball letters as a shortstop.

PERSONAL: Full name is Tyronne James Drakeford...Born and raised in Camden, SC...Active member of Fellowship of Christian Athletes...Earned a bachelor's degree in finance at Virginia Tech...Married Cindy Jaquel Cunningham (5-28-94)...They have an infant son, Julian James.

DRAKEFORD'S COLLEGE STATISTICS

MARKYERS & COLLEGE STATISTICS											
YEAR	TACKLES				PASSES						
	TK	SO	AS	SACK	TFL	FC	FR	DEF	INT	TD	
1990	20	15	5	0-0	1-3	0	0	2	3-22	0	
1991	37	28	9	0-0	1-2	0	0	7	5-1	0	
1992	54	42	12	0-0	3-3	0	0	11	7-121	1	
1993	14	13	1	0-0	0-0	0	0	3	1-0	0	
Career	125	98	27	0-0	5-8	0	0	23	16-144	1	

KICKOFF RETURNS

YEAR	NO	YDS	AVG	TD	Long
1990	0	0	0.0	0	0
1991	0	0	0.0	0	0
1992	1	25	25.0	0	25
1993	6	160	26.7	0	41
Career	7	185	26.4	0	41

- 49ERS FACT -

The 49ers' secondary scored four touchdowns during the 1993 season on interception returns by **CB Michael McGruder** and **S Merton Hanks**, while **CB Eric Davis** scored on both an interception and a fumble return. Those scoring plays marked the most by the 49ers secondary since the '86 unit turned in five TDs.



Doug Brien

KICKER **CALIFORNIA** **ROOKIE**
HT: 5-11 **WT: 177** **BORN: 11-24-70** **(D-3A IN '94)**

Profile: The all-time leading kicker for the California Golden Bears, Doug Brien appears to be set to inherit the 49ers' placement chores...Has outstanding accuracy with career percentages of .976 (120-123) on PATs and .800 (56-70) on field goals...Also has the ability to kick the long field goal as he nailed 3-4 from better than

50 yards during his career...Holds the **CALIFORNIA CAREER RECORD** with 53 field goals, eclipsing the previous standard of 50 by former Cincinnati kicker Jim Breech...Also holds the Golden Bears **CAREER SCORING RECORD** with 288 points...An outstanding athlete who runs a 4.74 40-yard dash and was an All-Star high school soccer player, prior to taking up football.

1993: HONORABLE MENTION ALL-PAC-10...Scored 88 points on 15 of 18 field goals and a **SCHOOL-RECORD** 43 conversions (44 attempts)...Connected on seven conversions with a 46-yard FG in win vs. San Diego State...Followed with seven conversions and a 22-yard FG at Temple...Connected on four FGs vs. Stanford, and added three each vs. Washington and San Jose State.

1992: HONORABLE MENTION ALL-AMERICA by *Football News*...**SECOND-TEAM ALL-PAC-10**...No. 2 scorer on team with 76 points...Converted 16-18 FGs and was perfect on conversions going 28-28...Kicked three FGs vs. San Jose State and added two each vs. Arizona and UCLA.

1991: FIRST-TEAM SOPHOMORE ALL-AMERICA selection by *Football News*...**FIRST-TEAM ALL-PAC-10**...Ranked No. 7 in the nation and posted the No. 2 single-season scoring mark in school history with 111 points...Connected on 22-31 FGs and 45-47 conversions...Began his career by converting a **SCHOOL-RECORD** 10 PATs in the Golden Bears' 86-24 win vs. Pacific...Won consecutive games at 0:00, nailing a 33-yard FG in a 23-21 decision at Arizona and followed the next week with a 47-yarder as California edged UCLA 27-24...Tied former 49ers kicker Ray Wersching's **SINGLE-GAME KICK SCORING RECORD** with 15 points (3 FGs, 5 PATs) in 52-30 win vs. Southern California...Tied Jim Breech's **SINGLE-GAME RECORD** with four FGs (22, 44, 33, 37) in 25-6 victory vs. Arizona State.

HIGH SCHOOL: All-Conference kicker as a senior at Concord (CA) De LaSalle High...Played football only one season in high school...Made four of six FGs that season...Played in North-South All-Star Game...Lettered three years in soccer, earning All-League honors his last two years.

PERSONAL: Full name is Douglas Robert Zachariah Brien...Born in Bloomfield, NJ, and grew up in suburban San Francisco Bay Area city of Concord...Earned his degree at California in political economies of industrial societies and minored in conservation and resource studies...Involved in Student Government as a student-body senator...Single.

BRIEN'S COLLEGE STATISTICS

YEAR	FG	FGA	EP	EPA	PTS	0/29	30/39	40/49	50+	Long
1989						-Redshirt-				
1990						-Did Not Play-				
1991	19	28	41	43	98	8-9	7-11	3-7	1-1	51
CITRUS BOWL	3	3	4	4	13	0-0	3-3	0-0	0-0	34
1992	16	18	28	28	76	5-5	4-5	6-6	1-2	50
1993	15	18	43	44	88	8-8	5-6	1-3	1-1	52
ALAMO BOWL	3	3	4	4	13	1-1	2-2	0-0	0-0	37
Total	56	70	120	123	288	22-23	21-27	10-16	3-4	52

Cory Fleming

WIDE RECEIVER TENNESSEE ROOKIE
HT: 6-1 WT: 207 BORN: 3-19-71 (D-3B IN '94)



Profile: Cory Fleming is a rangy receiver with explosive acceleration down the sideline...An outstanding leaper who can make the play on the high pass over the middle...A physical player who is difficult to jam at the line of scrimmage...Tennessee's **CAREER RECORD HOLDER** with 19 TD receptions, breaking the old mark of 16 scores by Alvin Harper (1987-90) and Tim McGee (1982-85)...No. 9 on the Volunteers' career list with 94 receptions.

1993: SECOND-TEAM ALL-SOUTHEASTERN CONFERENCE... Starter at split end, finishing the season as the team's No. 2 receiver with 39 catches for 596 yards (15.3 avg.) and a **SCHOOL SINGLE-SEASON RECORD** 11 TDs, topping Harper's previous standard of eight in 1990...Had seven catches for 105 yards with 21- and eight-yard TDs vs. Georgia...Three receptions for 73 yards with a 54-yard score vs. Florida...Six grabs for 101 yards at Arkansas...Seven catches for 101 yards and a score vs. Penn State in the Citrus Bowl.

1992: TEAM LEADER with 40 receptions for 490 yards and two TDs...Snared four passes for 81 yards vs. South Carolina...Grabbed seven passes for 76 yards vs. Arkansas.

1991: Played in every game as a sophomore, finishing the season with 14 receptions for 170 yards and five TDs...Caught two balls for 68 yards, including a 44-yard TD vs. Penn State in the Fiesta Bowl.

1990: Saw limited action in seven games...Only reception was a 10-yarder vs. Temple.

1989: Did not play, retaining freshman eligibility.

HIGH SCHOOL: All-State, All-District, All-Metro selection at Nashville (TN) Stratford HS...Played QB in high school, passing for 860 yards and six TDs and adding 400 yards and 11 scores rushing as a senior...Selected as the state's best back by the Atlanta Touchdown Club...Honorable Mention All-State in basketball as a junior when he led the state in rebounding with better than 15 boards per game...Also lettered in track & field as a high jumper (6-7 1/2).

PERSONAL: Full name is Cory Lamont Fleming...Born and raised in Nashville, TN...Majoring in psychology at Tennessee, needing 10 units to graduate...Married, he and his wife, Tracey, have two children: daughter LaCoria (2) and Cory Jr. (1).

FLEMING'S COLLEGE STATISTICS

YEAR	NO	YARDS	AVG	TD	Long
1990	1	10	10.0	0	10
1991	14	170	12.1	5	30
FIESTA BOWL	2	68	34.0	1	44
1992	40	490	12.3	2	41
HALL OF FAME					
BOWL	5	102	20.4	2	48
1993	39	596	15.3	11	54
CITRUS BOWL	7	101	14.4	1	29
Total	108	1537	14.2	22	54



Player Profiles



Anthony Peterson

LINEBACKER **NOTRE DAME** **ROOKIE**
HT: 6-0 **WT: 223** **BORN: 1-23-72** **(D-5 IN '94)**

Profile: Anthony Peterson is a speedy, aggressive, physical inside linebacker who developed a reputation in college as an outstanding run stopper...Figured to challenge for all-star honors as a senior at Notre Dame, prior to sustaining a knee injury that limited him to just two games...Played both the outside and inside linebacking slots during his college career...Also excelled as a special teams performer.

1993: Injured knee in season opener vs. Northwestern...Season was limited to just two regular season games and the Cotton Bowl...Credited with three tackles.

1992: HONORABLE MENTION ALL-AMERICA by *Football News*...Starter at linebacker in all 12 games...No. 2 on team with 75 tackles (50 solos)...Had 12 tackles vs. Michigan...Added a dozen tackles including a sack and a tackle for loss vs. Stanford...Moved to inside linebacker during the season.

1991: Opened the season at outside linebacker/defensive end spot...Racked up 13 tackles in his first career start vs. Michigan...Started four games, prior to moving back to the inside linebacker spot...Started there vs. Florida in the Sugar Bowl, making five tackles.


1990: Lettered as a freshman seeing reserve duty as a reserve OLB, in addition to special teams action.

HIGH SCHOOL: Earned three letters as a linebacker and fullback at Ringgold High in Monongahela, PA...Rushed for 586 yards on 86 carries, while making 52 tackles as a senior...Rated among the top 100 recruits in the nation by *Super Prep* and *The Dallas Morning News*.

PERSONAL: Full name is Anthony Wayne Peterson...Born in Cleveland, OH...Attended same high school as former Notre Dame and 49ers star Joe Montana...Majored in finance.

PETERSON'S COLLEGE STATISTICS

YEAR	TK	SO	AS	TFL	PD	SACK
1990	6	4	2	0	0	0
1991	35	18	17	0	0	1-4
1992	75	50	25	1-1	2	1-7
1993	3	3	0	0	0	0
Total	119	75	44	1-1	2	2-11



Lee Woodall

LINEBACKER **WEST CHESTER** **ROOKIE**
HT: 6-0 **WT: 220** **BORN: 10-31-69** **(D-6B IN '94)**

Profile: Bone-jarring hitter who most likely will assist in the defensive backfield...Team leader at West Chester, who besides his defensive duties, filled in at fullback in goal-line situations...Set school record for career tackles with 397...Known for his run-stopping abilities, but can cover as well.

Player Profiles



1993: Named **ECAC DIVISION II ALL-STAR**, **PSAC EAST ALL-CONFERENCE FIRST TEAM DEFENSE** and **DIVISION II ALL-NORTHEAST REGION** as named by *CoSida*...Started 10 games and led team for third straight year with 140 tackles (76 solo)...Added five pass break-ups, two sacks, and one interception...Also rushed nine times for 39 yards and three touchdowns...Showed his outstanding versatility in game vs. Bloomsburg with 11 tackles (5 solo), including a hit that caused a fumble, and rushed five times for 41 yards and a touchdown.

1992: Received **KODAK ALL-AMERICA** and **USA TODAY FIRST-TEAM DIVISION II ALL-AMERICA** honors...Also garnered **PSAC EAST ALL-CONFERENCE FIRST-TEAM DEFENSE**, and **ECAC DIVISION II ALL-STAR** awards...Team MVP...Started 11 games after moving to linebacker...Again led team in tackles with 101 (66 solo)...Caused three fumbles, had one pass break-up and two sacks...Also picked off two passes...Stripped ball from Kutztown St. running back to set up game-winning score...Had 14 tackles (11 solo) and blocked a game-tying FG attempt in victory over East Stroudsburg.

1991: **PSAC EAST FIRST-TEAM** and **ECAC DIVISION II ALL-STAR**...Started 11 games at defensive back...Led team in tackles with 117 (79 solo)...Also led team in interceptions with four...Returned interception 54 yards for a TD vs. Millersville...Credited with 13 tackles (8 solo), one forced fumble, one fumble recovery, and a 42-yard interception return for a TD vs. Bloomsburg.

1990: Did not play.

1989: Saw action in 11 games as a freshman, finishing the season with 39 tackles (23 solo).

HIGH SCHOOL: Prepped at Carlisle High in Carlisle, PA...Recruited to West Chester as an outside linebacker, but moved to strong safety during freshman year...Starting forward for Carlisle's basketball team, that featured Golden State Warriors forward Billy Owens and won two state titles.

PERSONAL: Born 10-31-69...West Chester's first repeat captain in 11 years...Single.

WOODALL'S COLLEGE STATISTICS

YEAR	GP-GS	TK	SO	AS	PBU	TFL-YDS	SACKS	INT	BK	TD
1989	11-0	39	23	16	8	0.0-0	0	0-0	0	0
1991	11-11	117	79	38	11	3.0-3	0	0-0	4	1
1992	11-11	101	66	35	1	12.0-31	2	0-13	2	1
1993	10-10	140	76	64	5	5.0-8	2	0-15	1	1
Total	43-32	397	244	153	25	20.0-42	4	4.0-28	7	3

- 49ERS FACT -

San Francisco has a pair of Division II All-Americans from West Chester on its 1994 roster, starting **G Ralph Tamm** and rookie **LB Lee Woodall**.



Player Profiles

1994 VETERAN FREE AGENTS

Tomur Barnes CB (5-10, 188) North Texas 1

Spent most of the 1993 season on the 49ers' practice squad...Finished third on the North Texas defensive charts as a senior with 74 stops...Also led the Eagles with three interceptions...Posted 43 tackles and a team-high three interceptions in 1991...Transferred to North Texas from Cisco (TX) Junior College...Prepped at Sterling High in Baytown, TX.

Sebastian Barrie DE (6-2, 280) Liberty 2

Signed as a free agent with Green Bay in 1992...Spent first six games on practice squad before being activated...Played in three games and recorded three tackles...Suffered knee injury and was placed on injured reserve for the remainder of the season...Totalled 89 tackles, eight sacks and 28 tackles for loss in his two seasons at Liberty...Transferred from Prairie View A&M, where he played offensive tackle for two seasons...Attended Lincoln High in Dallas, TX.

Anthony Bell LB (6-3, 240) Michigan State 8

Selected by Phoenix in the first round (5th overall) of the 1986 NFL Draft...Recorded a career-high four sacks in rookie season...Started all 16 games during '87 season...Posted 57 tackles and led team in fumble recoveries in 1988...Registered a career-high 115 tackles during the 1989 season...Again started all 16 games and notched 72 tackles in 1990...Released by Phoenix prior to '91 season...Signed by Detroit and played in 11 games for the Lions, primarily on special teams...Inked contract with Raiders as a Plan B free agent in 1992...Played in all 16 games, starting five...Recorded 66 tackles...Waived during last cut in 1993...A four-year letterman and two-year starter for the Spartans...Earned All-Big Ten honors as a junior and senior...Played in Hula and Japan Bowls following senior campaign...Attended Anderson High in Miami, where he participated in football, track and wrestling.

BELL'S PRO STATISTICS

Year	G/S	Tot.	Tackles Solo	Ast.	Sacks No./Yds.	Interceptions No./Yds.	Fumbles Rec./Yds.
(Phoenix)							
1986	16/1	44	40	4	4/27	0/0	0/0
1987	16/16	66	57	9	1/6	1/13	0/0
1988	16/16	57	44	13	1/6	0/0	3/0
1989	16/15	115	72	43	2/12	0/0	0/0
1990	16/16	72	54	18	3/20	1/0	0/0
(Detroit)							
1991	11/0	14	13	1	0/0	0/0	1/0
(L.A. Raiders)							
1992	16/5	66	N/A	N/A	0/0	0/0	0/0
Career	107/69	434	—	—	11/71	2/13	4/0

Jeff Bridewell QB (6-5, 200) UC Davis 1

Signed as a free agent with the 49ers in 1993...Waived during summer camp...Selected by Arizona in the 12th round (309th overall) of the 1991 NFL draft...Released by Cardinals, then

Player Profiles



signed to Green Bay's practice squad roster...Allocated by the Packers to Barcelona of the World League...Acquired in Week 8 by Frankfurt...Waived by Packers in 1992...Four-year letterman and two-year starter in college...Finished career at UC Davis ranked first in completions (487), second in passing yards (5,772) and fifth in TD passes (34)...Lettered in football, baseball and basketball while at Vintage High in Napa, CA.

Bryce Burnett TE (6-3, 225) San Jose State 1

Signed as a free agent by the 49ers July 14, 1993, but was waived a week later...Didn't play in 1992...Entered his senior season at San Jose State projected to be one of the top TEs in the nation, but suffered a serious knee injury early in the second game of the year...Caught 23 passes for 451 yards and earned All-Big West honors as a junior...Transferred from Bakersfield College, where he played both tight end and wide receiver...Prepped at Homewood (IL)-Flossmoor High.

Dedrick Dodge S (6-2, 188) Florida State 3

Signed with the Seattle Seahawks as a free agent in 1990 but was waived in training camp...Spent first part of 1991 season on Seattle's practice squad then activated for the final 11 games...Also started 12 games for the World League champion London Monarchs...Earned second-team All-World League honors for his play, which included six interceptions...Played in the first 14 games of the '92 season for Seattle before injuring his knee...Was loaned to London of the World League where he started all 10 games...Registered 62 tackles and 3 interceptions and was named All-World League...Released by Seattle in 1993 training camp...Two-year starter at Florida State...Prepped at East Brunswick (NJ) and Mulberry (FL) High.

DODGE'S PRO STATISTICS

Year (Seattle)	G/S	Tot.	Tackles		Sacks No.	Interceptions No./Yds.	Fumbles Rec./Yds.
			Solo	Ast.			
1991	11/0	7	6	1	0	0/0	0/0
1992	14/0	16	14	2	1	1/13	0/0
Career	25/0	23	20	3	1	1/13	0/0

Rhett Hall DT (6-2, 260) California 4

Selected in the sixth round (147th overall) by Tampa Bay in 1991...Appeared in all 16 games as a rookie, posting 17 tackles and one QB sack...Was signed and waived three times during the '92 season, but still played in four games...On roster for six games in '93...Two-year letterman at California...Recorded 116 tackles, 12.5 sacks and 52 QB pressures for the Golden Bears...Also earned honorable mention All-America and All-Pac-10 honors in both seasons...Transferred from Gavilan JC...Attended Live Oak High in Morgan Hill, CA.

HALL'S PRO STATISTICS

Year (Tampa Bay)	G/S	Tot.	Tackles		Sacks No./Yds.	Interceptions No./Yds.	Fumbles Rec./Yds.
			Solo	Ast.			
1991	16/0	17	15	2	1/6	0/0	0/0
1992	4/0	1	1	0	0/0	0/0	0/0
1993	1/0	0	0	0	0/0	0/0	0/0
Career	21/0	18	16	2	1/6	0/0	0/0



Player Profiles

Tony Hargain **WR** **(6-0, 194)** **Oregon** **2**

An eighth-round draft choice (221st overall) of the 49ers in 1991...Spent all of his rookie season on IR recovering from a knee injury...Signed by Kansas City as a Plan B free agent in 1992...Caught 17 passes for 205 yards in 12 games...Waived by the Chiefs during their '93 training camp and was claimed by the L.A. Rams the next day...Released by the Rams (8-30), then re-signed a day later...Was inactive for the first three games of the season...Waived (9-22), re-signed (9-29) then waived again (9-30)...As a senior at Oregon, caught 10 passes for 206 yards vs. San Diego State in the season-opener, then fractured his knee cap in the second game and was lost for the season...Caught 35 passes as a junior...Also lettered three times for the basketball team...Attended Center High in North Highlands, CA.

Jay Hillman **RB** **(6-0, 230)** **Boston University** **1**

Signed as a free agent by the 49ers in 1993, but was injured in a mini-camp...Was released in July...Inked free agent contract with Dallas in 1992 and waived in training camp...Four-year letterman at BU and led the team in rushing all four seasons...Gained 1,057 yards as a senior, including 230 in his final game vs. Connecticut...Finished third on the Terriers' all-time rushing charts, posting 2,889 yards...An all-state selection at Seymour High in Oxford, CT.

John Ivlow **RB** **(5-11, 226)** **Colorado State** **1**

Spent time on the 49ers' practice squad in 1993...Signed with the Chicago Bears as a rookie free agent in 1993, but was waived during training camp...Rushed for 790 yards and seven TDs as a senior at CSU...Scored three times vs. Idaho...Played in nine games as a junior...Transferred from Northwestern, where he played linebacker as a freshman and sophomore...Posted 48 tackles in his two seasons...Attended Plainfield High in Joliet, IL.

Jon Kirksey **DT** **(6-3, 350)** **Sacramento State** **1**

Selected by the New Orleans Saints in the eighth round (221st overall) of the 1993 draft...Waived by the team prior to the start of the season...Named All-Western Football Conference in 1992 after recording 57 tackles and two sacks...Two-year starter for the Hornets after transferring from Bakersfield JC...Earned JUCO All-America honors as a sophomore...Prepped at Riverside High in Greer, SC.

Derek Loville **RB** **(5-10, 205)** **Oregon** **3**

Signed by Seattle as a free agent in 1990...Started season opener and played 11 games as a rookie...Appeared in all 16 contests in 1991 and ranked third in the AFC with a 22.9 kickoff return average...Signed by the L.A. Rams as a Plan B free agent in '92 but was waived prior to the start of the season...Signed by the 49ers in 1993 but was injured in training camp...Placed on IR then was released in October...Four-year letterman at Oregon...Finished as the Ducks' all-time leading rusher (3,296 yards) and scorer (272 points)...Led team in rushing in each of his four seasons...Ranked 10th in Pac-10 history in rushing (3,214 yards), fifth in all-purpose yards (5,223) and TDs (45)...Prepped at Riordan High in San Francisco.

LOVILLE'S PRO STATISTICS

Year (Seattle)	G/S	Att.	Rushing				No.	Receiving			
			Yds	Avg.	Long	TD		Yds.	Avg.	Long	TD
1990	11/1	7	12	1.7	4	0	18	359	19.9	29	0
1991	16/0	22	69	3.1	22	0	18	412	22.9	50	0

Player Profiles



Rod Moore **WR** **(6-1, 195)** **Utah State** **1**

Didn't play football in 1993...Signed as a free agent with Seattle in 1992, but was released prior to the end of training camp...Four-year letterman and three-year starter at Utah State...Earned All-Big West honors after catching 62 passes for 944 yards and 10 TDs...Also caught 47 passes as a junior...Ended his career with 153 receptions for 2,422 yards...Attended Kennedy High in Richmond, CA.

Darrick Owens **WR** **(6-2, 216)** **Mississippi** **1**

Spent a majority of the 1993 season on the 49ers' practice squad...Signed as a free agent with Pittsburgh in 1992...Released during training camp...Led the Rebels in receptions as both a junior and senior, catching a total of 41 passes for 634 yards...Transferred to Ole Miss after two years at N.E. Oklahoma JC...Attended Florida High in Tallahassee, FL.

Garry Pay **C** **(6-4, 285)** **Brigham Young** **1**

Inked a free agent contract with Phoenix in 1993, but was waived in training camp...Named All-Western Athletic Conference as a senior...Also a two-year starter for the Cougars...Served Mormon mission to Spain from 1987-89...A three-sport letterman and prep All-America at Apollo High in Glendale, AZ.

Frank Pollack **T** **(6-5, 285)** **Northern Arizona** **4**

Selected by the 49ers in the sixth round (165th overall) in the 1990 NFL Draft...Played in 15 games in both 1990 and 1991, primarily on special teams...Inked Plan B free agent contract with Denver in 1992...An injured back kept him on the IR list all season...Waived during training camp in 1993...Named All-American and All-Big Sky Conference as a senior at Northern Arizona...Attended Greenway High in Phoenix, AZ.

Roger Ruzek **K** **(6-1, 205)** **Weber State** **8**

Signed with Cleveland as a rookie free agent in 1983 but was waived...Played for the New Jersey Generals of the USFL in 1984-85...Signed with Dallas in '87 and was cut, then re-signed...Led the NFL and set Dallas team record with 88% FG accuracy (22-25)...Also tied an NFL record that season with four FGs in one quarter vs. N.Y. Giants (11-2)...Missed two games due to contractual holdout in 1988...Waived by Cowboys after nine games, then signed with Philadelphia...Recorded 108 points in 1990 and 111 in 1991, the fourth and fifth best totals in team history...Hit seven consecutive FGs to start the '92 season...Played in the first two games, was waived, then re-signed for the final three contests...Kicked the game-winning FG in overtime vs. the 49ers (1-3-94)...Earned All-Big Sky honors all four seasons at Weber State...Set school records for consecutive PATs (30) and FG accuracy (84.2) during his collegiate career...Attended El Camino High in South San Francisco.

RUZEK'S NFL STATISTICS

Year	Games	PATs	FGM	FGA	PCT.	Long	Points
(Dallas)							
1987	12	26-26	22	26	.880	49	92
1988	14	27-27	12	22	.545	50	63
1989	9	14-15	5	11	.455	43	29



Player Profiles

Ruzek's Stats. (continued)

(Philadelphia)

1989	5	14-14	8	11	.727	46	38
1990	16	45-48	21	29	.724	53	108
1991	16	27-29	28	32	.875	53	111
1992	16	40-44	16	25	.640	50	88
1993	5	13-16	8	10	.800	46	37
Total	93	206-219	120	166	.722	53	566

Eddie Taylor CB (6-0, 183) San Jose State 1

Had his finest season as a pro in 1993, recording 48 tackles and two interceptions for the B.C. Lions of the Canadian Football League...Also played for Winnipeg in 1991-92, posting 23 tackles during that span...Played two seasons at San Jose State after transferring from San Diego City College...His brother, Jay, played for the Phoenix Cardinals (1989-92) and the Kansas City Chiefs (1993)...Graduated from Claremont (CA) High.

Anthony Thompson RB (6-0, 210) Indiana 4

Selected in the second round of the 1990 NFL Draft by Phoenix...Rushed for 390 yards, including a 136-yard performance vs. New England as a rookie...Gained 376 yards while playing in all 16 games in '91...Waived by Phoenix in September of 1991 and was claimed by the L.A. Rams...Played in six games, primarily on special teams...Waived by L.A. during 1993 training camp...Established an NCAA record with 68 career TDs at Indiana...Set career rushing mark with 5,299 yards, second in Big Ten annals to Archie Griffin's 5,589...Was runner-up in 1989 Heisman Trophy balloting and consensus All-America as a senior when he led the nation in rushing (1,793) and scoring (154 points)...Set NCAA single-game rushing mark with 377 yard performance vs. Wisconsin...Also earned All-America and Big Ten Player-of-the-Year honors as a junior...Gained 207 yards in his first start as a freshman...Prepped at Terre Haute (IN) North High.

THOMPSON'S PRO STATISTICS

Year (Phoenix)	G/S	Rushing					No.	Receiving			
		Att.	Yds	Avg.	Long	TD		Yds.	Avg.	Long	TD
1990	13/3	106	390	3.7	40	4	2	11	5.5	5	0
1991	16/4	126	376	3.0	22	1	7	52	7.4	14	0
(L.A. Rams)											
1992	6/0	11	57	5.2	12	0	5	11	2.2	7	0
Career	35/7	243	823	3.4	40	5	14	74	5.3	14	0

Larry Wallace WR (6-0, 178) Southern California 1

Was in the training camp of the CFL's Sacramento Gold Miners in 1993...Started three games as a senior at USC and caught six passes for 109 yards, playing primarily behind Curtis Conway and Johnny Morton...Led Trojans with a 32.2 yards per catch average (5 catches for 161 yards) as a junior...Started seven games in 1990 and had 20 receptions...Prepped at Lincoln High in Stockton, CA.

1994 ROOKIE FREE AGENTS

Alfonzo Browning, WR, Kentucky (6-2, 203) - Tied for the team lead in receptions with 20 as a senior in 1993...Had a career-long 56 yard grab in the season-opener vs. Kent...Averaged over 20 yards per catch as a junior...Transferred to Kentucky from San Francisco City College...Earned JuCo All-Conference honors after catching 71 passes for 1,198 yards and 14 TDs during 1991 campaign...Team compiled a 18-4 mark during his two seasons...Prepped at San Francisco's Woodrow Wilson High.

Ron Collins, T, Fresno State (6-5, 289) - Started 42 consecutive games during his tenure at Fresno State...Helped the Bulldogs earn consecutive WAC titles, as well as just one of the top offenses in the nation...Played both guard and tackle as a poster (1992)...Earned All-San Andreas League honors on both offense and defense at Cajon High in San Bernardino, CA.

Brett Carolan, TE, Washington State (6-3, 244) - Led the Cougars with 49 receptions for 591 yards as a senior...Finished collegiate career with a nine-reception game vs. Washington...Caught 33 passes as a junior in 1992...Earned All-League and All-Bay Area honors as a senior at San Marin High in Novato, CA...Caught 69 passes for 1,000 yards and also played linebacker his final season...Father, Reg, played for the Chargers (1962-63) and Chiefs (1964-68).

Jamal Fountaine, DE, Washington (6-3, 240) - Served as co-captain for the Huskies during senior season...Ranked third on the team with 65 total tackles and recorded 4.5 sacks for 26.5 yards...Started 11 games as a junior, posting 38 tackles and three sacks...Also played extensively as both a freshman and sophomore...Twice nabbed All-Bay Area honors while prepping at Lincoln High in San Francisco.

Anthony Jefferson, CB, Sonoma State (5-11, 197) - Used primarily on special teams during his tenure at Sonoma State...Averaged 24.2 yards per kickoff return as a senior and 27.5 as a junior...Played defensive back in 1992, then switched to receiver in '93...Attended Santa Monica Junior College before transferring to Sonoma State...Prepped at Hawthorne (CA) High.

Jackie Kellogg, CB, Eastern Washington (6-1, 188) - A four-year letterman for the Eagles...Earned All-Big Sky honors in 1993, after recording 49 tackles and four interceptions...Finished career with a school-record 41 pass deflections and ranked second with 17 interceptions...Named All-Big Sky as a junior with 58 tackles and six thefts, as well as returning a school-record 27 punts...Set a school record with 14 passes defended as a freshman...Attended Clover Park High in Tacoma, WA, where he passed for over 3,500 yards and 35 TDs.

Tommy Thompson, P, Oregon (5-9, 192) - Served as both punter and placekicker during tenure at Oregon...Finished career as the school's all-time leading punter with 248 punts for 9,833 yards...Also connected on 37 field goals, eight shy of the Oregon record...Earned All-America honors as a senior, averaging 38.9 yards per punt and had 14 kicks downed inside the 20...Named All-Pac 10 in 1992, recording 85 points as a kicker and posting a career-high 42.1 average as a punter...Prepped at Lompoc (CA) High...Registered 53 touchbacks on kickoffs as a senior.



Player Profiles

Alan Young, DT, Vanderbilt (6-3, 253) - Finished as Vandy's all-time leader in sacks with 21.5...Also established school mark with 12 sacks in 1993...Rebounded from major knee surgery in 1992 to record five sacks in the seven games he played...Started nine games as a sophomore after being switched from linebacker to defensive tackle...Was red-shirted in 1990...Named to the SEC All-Freshman team in 1989...All-state as a senior at Kingston High in Woodstock, NY...Also lettered twice for the ski team.

— 49ERS FACT —

San Francisco has scored in 258 consecutive regular season games since last suffering a shutout vs. Atlanta, Oct. 9, 1977. The 49ers enter the 1994 season with a chance to tie the NFL record of scoring in 274 straight games, currently held by the Cleveland Browns from 1950-71.

FREE AGENCY CREDITED SEASONS

Under the new Collective Bargaining Agreement, a **credited season** will be determined by the number of combined game credits (or the equivalent in pay) that a player accumulates on any of the following three lists:

Club List

Active/Inactive
Reserve/Injured

No. of Games Needed for a "Credited Season"

6
6

To qualify for a credited season, a player must have reported to training camp 30 days prior to the start of the regular season if he is a veteran under contract.

CATEGORIES OF PLAYERS IN FREE AGENCY SYSTEM

- A. Exclusive Rights — Years 1-3
- B. Restricted Free Agents — Years 4-5 in 1994
- C. Unrestricted Free Agents — Years 6 and up in 1994, any player who has cleared waivers or was undrafted

Player Profiles



SAN FRANCISCO 49ERS NUMERICAL ROSTER

NO	NAME	POS	HT	WT	AGE	NFL EXP	COLLEGE	HOW ACQ.	1993 GP-GS-DNP-IA
4	Doug Brien	K	5-11	177	23	R	California	D3A-94	
5	Tommy Thompson	P	5-10	192	21	R	Oregon	FA-94	
8	Steve Young	QB	6-2	205	32	10	Brigham Young	T-87 (TB)	16-16-0-0
9	Roger Ruzek	K	6-1	205	32	8	Weber State	FA-94	5-0-0-1
10	Klaus Wilmsmeyer	P	6-1	210	26	3	Louisville	FA-92	15-0-1-0
14	Bill Musgrave	QB	6-2	196	26	4	Oregon	FA-94	
15	Jeff Bridewell	QB	6-5	220	26	1	UC Davis	FA-94	
18	Elvis Grbac	QB	6-5	232	23	2	Michigan	D8-93	0-0-0-16
19	Rod Moore	WR	6-1	195	25	1	Utah State	FA-94	
20	John Iwlow	FB	5-11	226	24	2	Colorado State	FA-94	
21	Anthony Thompson	RB	6-0	210	27	4	Indiana	FA-94	
22	Tyrone Drakeford	CB	5-9	185	22	R	Virginia Tech	D2B-94	
23	Anthony Jefferson	WR	5-11	197	24	R	Sonoma State	FA-94	
24	Tony Hargain	WR	6-0	194	26	2	Oregon	FA-94	0-0-0-3
25	Eric Davis	CB	5-11	178	26	5	Jacksonville State	D2B-90	16-16-0-0
26	Larry Wallace	WR	6-0	178	23	1	Southern California	FA-94	
27	Alfonzo Browning	WR	6-2	203	21	R	Kentucky	FA-94	
28	Dana Hall	S	6-2	206	24	3	Washington	D1-92	13-7-0-3
29	Derek Loville	RB	5-10	205	25	3	Oregon	FA-94	
30	Jackie Kellogg	CB	6-1	188	23	R	Eastern Washington	FA-94	
31	Eddie Taylor	CB	6-0	183	25	1	San Jose State	FA-94	
32	Ricky Watters	RB	6-1	212	25	4	Notre Dame	D2A-91	13-13-0-3
33	Dedrick Dodge	S	6-2	184	26	3	Florida State	FA-94	
35	Dexter Carter	RB	5-9	174	26	5	Florida State	D1-90	16-0-0-0
36	Merton Hanks	CB	6-2	185	26	4	Iowa	D5A-91	16-14-0-0
38	Damien Russell	S	6-1	204	23	3	Virginia Tech	D6-92	16-0-0-0
40	William Floyd	FB	6-1	242	22	R	Florida State	D1B-94	
41	Lee Woodall	S	6-0	220	24	R	West Chester	D6B-94	
43	Marc Logan	FB	6-0	212	29	7	Kentucky	PB-92 (MIA)	14-11-0-2
45	Adrian Hardy	CB	5-11	194	23	2	Northwestern State	D2-93	10-0-0-6
46	Tim McDonald	S	6-2	215	29	8	Southern California	UFA-93 (PHO)	16-16-0-0
48	Tomur Barnes	CB	5-10	188	23	1	North Texas	FA-94	
49	Jay Hillman	FB	6-0	230	26	1	Boston	FA-94	
50	Gary Plummer	LB	6-2	247	34	9	California	FA-94 (SD)	
51	Ken Norton Jr.	LB	6-2	241	27	7	UCLA	FA-94 (DAL)	
52	Anthony Bell	LB	6-3	240	29	8	Michigan State	FA-94	
53	Anthony Peterson	LB	6-0	223	22	R	Notre Dame	D5-94	
54	Kevin Mitchell	LB	6-1	260	23	R	Syracuse	D2-94	
55	Jamal Fountaine	DE	6-3	240	23	R	Washington	FA-94	
56	Martin Harrison	DE	6-5	240	26	4	Washington	D10-90	11-1-0-5
57	Chris Dalman	C	6-3	285	24	2	Stanford	D6-93	15-0-0-1
58	Todd Kelly	DE	6-2	259	23	2	Tennessee	D1B-93	14-5-0-2
59	Garry Pay	C	6-4	285	26	1	Brigham Young	FA-94	
60	Ron Collins	G	6-5	289	22	R	Fresno State	FA-94	
61	Jesse Sapolu	C	6-4	278	33	12	Hawaii	D11-83	16-16-0-0
63	Derrick Deese	G	6-3	270	23	3	Southern California	FA-94	
64	Ralph Tamm	G	6-4	280	28	7	West Chester	FA-92	16-16-0-0
65	Harry Boatwain	T	6-4	295	24	4	New Haven	D5B-91	16-2-0-0



Player Profiles

66 Derek Crenshaw.....	DE	6-2	248	27	1	Wisconsin-Superior	FA-94	
67 John Kirksey.....	DT	6-4	350	24	1	Sacramento State	FA-94	
68 Rhett Hall.....	DT	6-2	260	25	2	California	FA-94	
71 Brian Bollinger.....	G	6-5	285	25	3	North Carolina	D3-92	16-0-0-0
72 Mark Thomas.....	DE	6-5	273	25	3	North Carolina State	D4A-92	11-1-0-5
74 Steve Wallace.....	T	6-5	280	29	9	Auburn	D4B-86	15-15-0-1
75 Frank Pollack.....	T	6-5	285	26	4	Northern Arizona	FA-94	
76 Alec Miller.....	T	6-7	285	23	1	Georgia	FA-93	0-0-0-1
77 Karl Wilson.....	DE	6-5	277	29	7	Louisiana State	FA-93	5-2-0-0
78 Sebastian Barrie.....	DE	6-4	285	24	2	Liberty	FA-94	
79 Harris Barton.....	T	6-4	286	30	8	North Carolina	D1A-87	15-15-0-1
80 Jerry Rice.....	WR	6-2	200	31	10	Miss. Valley State	D1-85	16-16-0-0
81 Darrick Owens.....	WR	6-2	216	23	1	Mississippi	FA-94	
82 John Taylor.....	WR	6-1	185	32	9	Delaware State	D3-86	16-16-0-0
83 Sanjay Beach.....	WR	6-1	194	28	4	Colorado State	FA-94	9-0-0-0
84 Brent Jones.....	TE	6-4	230	31	8	Santa Clara	FA-87	16-16-0-0
85 Ted Popson.....	TE	6-4	250	27	1	Portland State	FA-93	
86 Brett Carolan.....	TE	6-3	241	23	R	Washington State	FA-94	
88 Nate Singleton.....	WR	5-11	190	25	3	Grambling	FA-93	16-0-0-0
89 Cory Fleming.....	WR	6-1	207	23	R	Tennessee	D3B-94	
90 Bryce Burnett.....	TE	6-3	225	25	1	San Jose State	FA-94	
91 Junior Bryant.....	DE	6-4	275	23	1	Notre Dame	FA-93	
92 Troy Wilson.....	DE	6-4	235	23	2	Pittsburg State (KS)	D7-93	10-0-0-1
93 Alan Young.....	DE	6-3	253	23	R	Vanderbilt	FA-94	
94 Dana Stubblefield.....	DT	6-2	302	23	2	Kansas	D1A-93	16-14-0-0
95 Richard Dent.....	DE	6-4	265	33	12	Tennessee State	FA-94	16-16-0-0
96 Dennis Brown.....	DE	6-4	290	26	5	Washington	D2A-90	16-16-0-0
97 Bryant Young.....	DT	6-2	276	22	R	Notre Dame	D1A-94	
98 Antonio Goss.....	LB	6-4	228	27	5	North Carolina	D12A-89	14-1-0-2
99 Artie Smith.....	DE	6-4	303	23	2	Louisiana Tech	D5-93	16-5-0-0

HEAD COACH: George Seifert (6th Year)

ASSISTANT HEAD COACH: Bill McPherson

OFFENSIVE COORDINATOR: Mike Shanahan

DEFENSIVE COORDINATOR: Ray Rhodes

ASSISTANTS: Jerry Attaway (Physical Development, Strength & Conditioning Coordinator), Mike Barnes (Strength & Conditioning Assistant), Dwaine Board (Defensive Line), Neal Dahlen (Coaching Administrator), Tom Holmoe (Defensive Backs), Carl Jackson (Running Backs), Larry Kirksey (Receivers), Gary Kubiak (Quarterbacks), Alan Lowry (Special Teams), John Marshall (Linebackers), Bobb McKittrick (Offensive Line), Brian Pariani (Offensive Coaches Assistant), Mike Solari (Tight Ends/O-Line Assistant).

PRONUNCIATION GUIDE

Players

Barrie.....	BARE-e
Beach, Sanjay.....	SAHN-JAY
Bollinger.....	BO-Lin-ger
Dalman.....	DAHL-man
Grbac.....	GER-bach
Ivlow.....	IVE-low
Loville.....	Luh-VILLE
Pollack.....	Pahl-ack
Ruzek.....	ROO-zeck
Sapolu.....	Sah-PO-Lu

Player Profiles



SAN FRANCISCO 49ERS ALPHABETICAL ROSTER

NO	NAME	POS	HT	WT	BIRTH DATE	NFL EXP	COLLEGE	HIGH SCHOOL HOMETOWN
48	Barnes, Tomur	CB	5-10	188	9/8/70	1	North Texas	Piscataway, NJ
78	Barrie, Sebastian	DE	6-4	285	5/26/70	2	Liberty	Dallas, TX
79	Barton, Harris	T	6-4	286	4/19/64	8	North Carolina	Atlanta, GA
83	Beach, Sanjay	WR	6-1	194	2/21/66	4	Colorado State	Chandler, AZ
52	Bell, Anthony	LB	6-3	240	7/2/64	8	Michigan State	Ft. Lauderdale, FL
65	Boatswain, Harry	T	6-4	295	6/26/69	4	New Haven	Brooklyn, NY
71	Bollinger, Brian	G	6-5	285	11/21/68	3	North Carolina	Indianapolis, IN
15	Bridewell, Jeff	QB	6-5	220	5/13/67	1	UC Davis	Napa, CA
4	Brien, Doug	K	5-11	177	11/24/70	R	California	Concord, CA
96	Brown, Dennis	DE	6-4	290	11/6/67	5	Washington	Long Beach, CA
27	Browning, Alfonzo	WR	6-2	203	7/27/72	R	Kentucky	San Francisco, CA
91	Bryant, Junior	DE	6-4	275	1/16/71	1	Notre Dame	Omaha, NE
90	Burnett, Bryce	TE	6-3	225	3/9/69	1	San Jose State	Flossmoor, IL
86	Carolan, Brett	TE	6-3	241	3/10/71	R	Washington State	Novato, CA
35	Carter, Dexter	RB	5-9	174	9/15/67	5	Florida State	Baxley, GA
60	Collins, Ron	G	6-5	289	9/30/71	R	Fresno State	San Bernardino, CA
66	Crenshaw, Derek	DE	6-2	248	12/28/66	1	Wisconsin-Superior	San Francisco, CA
57	Dalman, Chris	G-C	6-3	285	3/15/70	2	Stanford	Salinas, CA
25	Davis, Eric	CB	5-11	178	1/26/68	5	Jacksonville State	Anniston, AL
63	Deese, Derrick	G	6-3	270	5/17/70	3	Southern California	Culver City, CA
95	Dent, Richard	DE	6-4	265	12/13/60	12	Tennessee State	Atlanta, GA
33	Dodge, Dedrick	S	6-2	184	6/14/67	3	Florida State	Mulberry, FL
22	Drakeford, Tyrone	CB	5-9	185	6/21/71	R	Virginia Tech	Camden, SC
89	Fleming, Cory	WR	6-1	207	3/19/71	R	Tennessee	Nashville, TN
40	Floyd, William	FB	6-1	242	2/17/72	R	Florida State	St. Petersburg, FL
55	Fountaine, Jamal	DE	6-3	240	1/29/71	R	Washington	San Francisco, CA
98	Goss, Antonio	LB	6-4	228	8/11/66	5	North Carolina	Randleman, NC
18	Grbac, Elvis	QB	6-5	232	8/13/70	2	Michigan	Willoughby Hills, OH
28	Hall, Dana	S	6-2	206	7/8/69	3	Washington	Diamond Bar, CA
68	Hall, Rhett	DT	6-2	260	12/5/68	4	California	Morgan Hill, CA
36	Hanks, Merton	S	6-2	185	3/12/68	4	Iowa	Dallas, TX
45	Hardy, Adrian	CB	5-11	194	8/16/70	2	Northwestern State	New Orleans, LA
24	Hargain, Tony	WR	6-0	94	12/26/67	2	Oregon	North Highlands, CA
56	Harrison, Martin	DE	6-5	240	9/20/67	3	Washington	Bellevue, WA
49	Hillman, Jay	FB	6-0	230	3/10/68	1	Boston	Oxford, CT
20	Ivlow, John	FB	5-11	226	1/26/70	2	Colorado State	Joliet, IL
23	Jefferson, Anthony	WR	5-11	197	3/11/70	R	Sonoma State	Hawthorne, CA
84	Jones, Brent	TE	6-4	230	2/12/63	8	Santa Clara	San Jose, CA
30	Kellogg, Jackie	CB	6-1	188	3/29/71	R	Eastern Washington	Tacoma, WA
58	Kelly, Todd	DE	6-2	259	11/27/70	2	Tennessee	Hampton, VA
67	Kirksey, Jon	DT	6-4	350	2/21/70	1	Sacramento State	Sacramento, CA
43	Logan, Marc	FB	6-0	212	5/9/65	7	Kentucky	Lexington, KY
29	Loville, Derek	RB	5-10	205	7/4/68	3	Oregon	San Francisco, CA
46	McDonald, Tim	S	6-2	215	1/26/65	8	Southern California	Fresno, CA
76	Millen, Alec	T	6-7	285	9/25/70	1	Georgia	Atlanta, GA
54	Mitchell, Kevin	LB	6-1	260	1/1/71	R	Syracuse	Harrisburg, PA
19	Moore, Rod	WR	6-1	195	12/16/68	1	Utah State	Richmond, CA
14	Musgrave, Bill	QB	6-2	196	11/11/67	4	Oregon	Grand Junction, CO



Player Profiles

51 Norton, Ken Jr.....	LB	6-2	241	9/29/66	7	UCLA	Los Angeles, CA
81 Owens, Darrick.....	WR	6-2	216	11/5/70	1	Mississippi	Tallahassee, FL
59 Pay, Garry.....	C	6-4	285	1/20/68	1	Brigham Young	Glendale, AZ
53 Peterson, Anthony.....	LB	6-0	223	1/23/72	R	Notre Dame	Monongahela, PA
50 Plummer, Gary.....	LB	6-2	247	1/26/60	9	California	Fremont, CA
75 Pollack, Frank.....	T	6-5	285	11/5/67	4	Northern Arizona	Phoenix, AZ
85 Popson, Ted.....	TE	6-4	250	9/10/66	1	Portland State	Lake Tahoe, CA
80 Rice, Jerry.....	WR	6-2	200	10/13/62	10	Miss. Valley State	Crawford, MS
38 Russell, Damien.....	S	6-1	204	8/20/70	3	Virginia Tech	Washington, D.C.
9 Ruzek, Roger.....	K	6-1	205	12/17/61	8	Weber State	So. San Francisco, CA
61 Sapolu, Jesse.....	C	6-4	278	3/10/61	12	Hawaii	Honolulu, HI
88 Singleton, Nate.....	WR	5-11	190	7/5/68	3	Grambling	Marrero, LA
99 Smith, Artie.....	DE	6-4	303	5/15/70	2	Louisiana Tech	Stillwater, OK
94 Stubblefield, Dana.....	DE	6-2	302	11/14/70	2	Kansas	Cleves, OH
64 Tamm, Ralph.....	G	6-4	280	3/11/66	7	West Chester	Philadelphia, PA
31 Taylor, Eddie.....	CB	6-0	183	10/12/68	1	San Jose State	San Diego, CA
82 Taylor, John.....	WR	6-1	185	3/31/62	9	Delaware State	Pennsauken, NJ
72 Thomas, Mark.....	DE	6-5	273	5/6/69	3	North Carolina State	Liburn, GA
21 Thompson, Anthony.....	RB	6-0	210	4/8/67	4	Indiana	Terre Haute, IN
5 Thompson, Tommy.....	P	5-10	192	4/27/72	R	Oregon	Lompoc, CA
26 Wallace, Larry.....	WR	6-0	178	9/17/70	1	Southern California	Stockton, CA
74 Wallace, Steve.....	T	6-5	280	12/27/64	9	Auburn	Atlanta, GA
32 Waters, Ricky.....	RB	6-1	212	4/7/69	4	Notre Dame	Harrisburg, PA
10 Wilmsmeyer, Klaus.....	P	6-1	210	12/4/67	3	Louisville	Mississauga, ONT
77 Wilson, Karl.....	DE	6-5	277	9/10/64	7	Louisiana State	Amite, LA
92 Wilson, Troy.....	DE	6-4	235	11/22/70	2	Pittsburg State (KS)	Shawnee Heights, KS
41 Woodall, Lee.....	S	6-0	220	10/31/69	R	West Chester	Carlisle, PA
93 Young, Alan.....	DE	6-3	253	1/20/71	R	Vanderbilt	Woodstock, NY
97 Young, Bryant.....	DT	6-2	276	1/27/72	R	Notre Dame	Chicago Heights, IL
8 Young, Steve.....	QB	6-2	205	10/11/61	10	Brigham Young	Greenwich, CT

HEAD COACH: George Seifert (6th Year)

ASSISTANT HEAD COACH: Bill McPherson

OFFENSIVE COORDINATOR: Mike Shanahan

DEFENSIVE COORDINATOR: Ray Rhodes

ASSISTANTS: Jerry Attaway (Physical Development, Strength & Conditioning Coordinator), Mike Barnes (Strength & Conditioning Assistant), Dwaine Board (Defensive Line), Neal Dahlen (Coaching Administrator), Tom Holmoe (Defensive Backs), Carl Jackson (Running Backs), Larry Kirksey (Receivers), Gary Kubiak (Quarterbacks), Alan Lowry (Special Teams), John Marshall (Linebackers), Bobb McKittrick (Offensive Line), Brian Pariani (Offensive Coaches Assistant), Mike Solari (Tight Ends/O-Line Assistant).

- 49ERS FACT -

Where They're From - Notre Dame is the college that has the most representation on the 49ers' 1994 preseason roster with four players; **RB Ricky Watters, DT Bryant Young, DE Junior Bryant and LB Anthony Peterson.** California — **K Doug Brien, LB Gary Plummer, DT Rhett Hall** and Washington — **DE Dennis Brown, S Dana Hall, LB Martin Harrison** — are tied for second with three each.

1993 IN REVIEW





1993 49ERS STATISTICS

WON 10, LOST 6

Sept. 5	W	24-13	at Pittsburgh	57,502
Sept. 13	L	13-23	at Cleveland	78,218
Sept. 19	W	37-30	Atlanta	63,032
Sept. 26	L	13-16	at New Orleans	69,041
Oct. 3	W	38-19	Minnesota	63,071
Oct. 17	L	17-26	at Dallas	65,099
Oct. 24	W	28-14	Phoenix	62,020
Oct. 31	W	40-17	L.A. Rams	63,417
Nov. 14	W	43-21	at Tampa Bay	43,835
Nov. 22	W	42-7	New Orleans	66,500
Nov. 28	W	35-10	at L.A. Rams	62,143
Dec. 5	W	21-8	Cincinnati	60,039
Dec. 11	L	24-27	at Atlanta	64,688
Dec. 19	W	55-17	at Detroit	77,052
Dec. 25	L	7-10	Houston	61,744
Jan. 3	L	34-37	OT Philadelphia	61,653

S.F.

Opponents

TOTAL FIRST DOWNS

Rushing	372
Passing	134
Penalty	212

3rd Down: Made/Att.

3rd Down Pct.

4th Down: Made/Att.

4th Down Pct.

POSSESSION AVG.

TOTAL NET YARDS

Avg. Per Game

Total Plays

Avg. Per Play

NET YARDS RUSHING

Avg. Per Game

Total Rushes

NET YARDS PASSING

Avg. Per Game

Sacked/Yards Lost

Gross Yards

Att./Completions

Completion Pct.

Had Intercepted

PUNTS/AVERAGE

NET PUNTING AVG.

PENALTIES/YARDS

FUMBLES/BALL LOST

TOUCHDOWNS

Rushing

Passing

Returns

*SCORE BY PERIODS

TEAM

OPPONENTS

*SCORING

Cofar

Rice

Watters

Logan

J. Taylor

Jones

Lee

Rathman

Carter

Davis

Young

Beach

Beach

Bono

Hanks

at Pittsburgh	57,502
at Cleveland	78,218
Atlanta	63,032
at New Orleans	69,041
Minnesota	63,071
at Dallas	65,099
Phoenix	62,020
L.A. Rams	63,417
at Tampa Bay	43,835
New Orleans	66,500
at L.A. Rams	62,143
Cincinnati	60,039
at Atlanta	64,688
at Detroit	77,052
Houston	61,744
Philadelphia	61,653

S.F.

Opponents

TOTAL FIRST DOWNS

Rushing	372
Passing	134
Penalty	212

3rd Down: Made/Att.

3rd Down Pct.

4th Down: Made/Att.

4th Down Pct.

POSSESSION AVG.

TOTAL NET YARDS

Avg. Per Game

Total Plays

Avg. Per Play

NET YARDS RUSHING

Avg. Per Game

Total Rushes

NET YARDS PASSING

Avg. Per Game

Sacked/Yards Lost

Gross Yards

Att./Completions

Completion Pct.

Had Intercepted

PUNTS/AVERAGE

NET PUNTING AVG.

PENALTIES/YARDS

FUMBLES/BALL LOST

TOUCHDOWNS

Rushing

Passing

Returns

*SCORE BY PERIODS

TEAM

OPPONENTS

*SCORING

Cofar

Rice

Watters

Logan

J. Taylor

Jones

Lee

Rathman

Carter

Davis

Young

Beach

Beach

Bono

Hanks

*RUSHING

Watters	No.	Yds.	Avg.	Long	TD
Young	208	950	4.6	39	10
Logan	69	407	5.9	35	2
Lee	58	280	4.8	45	7
Rathman	72	230	3.2	13	1
Carter	19	80	4.2	19	3
Rice	10	72	7.2	50	1
J. Taylor	3	69	23.0	43	1
Walker	2	17	8.5	12	0
Bono	5	17	3.4	11	0
Wilmsmeyer	12	14	1.2	10	1
Musgrave	2	0	0.0	0	0
TEAM	3	-3	-1.0	-1	0
OPPONENTS	463	2133	4.6	50	26
*RECEIVING	404	1800	4.3	41	6

RECEIVING	No.	Yds.	Avg.	Long	TD	
Rice	98	1503	15.3	80	15	
Jones	68	735	10.8	29	3	
J. Taylor	56	940	16.8	76	5	
Logan	37	348	9.4	24	0	
Watters	31	326	10.5	48	1	
Williams	16	132	8.3	15	1	
Lee	16	115	7.2	22	2	
Rathman	10	86	8.6	17	0	
Singleton	8	126	15.8	33	1	
Beach	(League)	5	59	11.8	20	1
Beach	(49ers)	3	59	11.8	20	1
Turner	3	64	21.3	32	0	
Carter	3	40	13.3	14	0	
Young	2	2	1.0	6	0	
Walker	1	4	4.0	4	0	

*INTERCEPTIONS

McGruder	5	89	17.8	37	1
Davis	4	45	11.3	41	1
Hanks	3	104	34.7	67	1
McDonald	3	23	7.7	21	0
Griffin	3	6	2.0	3	0
Johnson	1	0	0.0	0	0
TEAM	19	267	14.1	67	3
OPPONENTS	17	157	9.2	30	0

*PUNTING

Player	No.	Yds.	Avg.	Net.	TB	In.	Lg.	B
Wilmsmeyer	42	1718	40.9	34.5	5	11	61	0
TEAM	42	1718	40.9	34.5	5	11	61	0
OPPONENTS	68	2985	43.9	36.4	5	12	57	0

*PUNT RETURNS

Carter	34	20	411	12.1	72	1
Kelm	1	0	0	0.0	0	0
TEAM	35	20	411	11.7	72	1

*KICKOFF RETURNS

KICKOFF RETURNS	No.	Yds.	Avg.	Long	TD
Carter	25	494	19.8	60	0
Lee	10	160	16.0	28	0
Walker	3	51	17.0	30	0
Brandes	1	10	10.0	10	0
Keim	1	0	0.0	0	0
Walls	0	0	—	—	0
Williams	0	0	—	—	0

*FIELD GOALS

OPPONENTS	61	1196	19.6	50	0
*FIELD GOALS	1-19	20-29	30-39	40-49	50+
Cofar	0/0	7/9	5/7	4/7	0/3
TEAM	0/0	7/9	5/7	4/7	0/3

Cofar: (37G,50N,47B)(46G,28G,37B)(46G)(34G,30G)(22G)(25G)() (25G,28G)(44G)(51N,28N)(51N)() (32G)(43G,21G)(47N,24B)(30G,47N,29G,32N)

1993 in Review



McGruder	1	0	0	1	0/0	0/0	0	6
Singleton	1	0	1	0	0/0	0/0	0	6
Tamm	1	0	0	1	0/0	0/0	0	6
Williams	1	0	1	0	0/0	0/0	0	6

TEAM	61	26	29	6	59/61	16/26	0	473
OPPONENTS	30	6	23	1	30/30	27/30	2	295

SACKS: Stubblefield 10.5, Harrison 6.0, Brown 5.5, T. Wilson 5.5, Romanowski 3.0, Washington 3.0, K. Wilson LG 3.0, K. Wilson TM 3.0, Johnson 2.0, Roberts 1.5, Smith 1.5, Fagan 1.0, Kelly 1.0, Thomas 0.5, TEAM 44.0, OPPONENTS 35.0

OPPONENTS: (29G,39G)(47G,41G,33G)(42G,38G,27G)(33G,53N,39G,49G)(21G)(48G,39G,29G,35N,18G)() (50G)() () (25G)(48G,39G)(38N,47G,37G)(51G)(24G)(34G,32G,28G)

*PASSING	Att	Cmp	Yds	Cmp%	Yds/Att	TD	TD%	Int	Int%	Long	Sack/Lost	Rating
Young	462	314	4023	68.0	8.71	29	6.3	16	3.5	80t	31/160	101.5
Borio	61	39	416	63.9	6.82	0	0.0	1	1.6	33	4/18	76.9
J. Taylor	1	1	41	100.0	41.00	0	0.0	0	0.0	41	0/0	118.8
TEAM	524	354	4480	67.6	8.55	29	5.5	17	3.2	80t	33/178	98.9
OPPONENTS	564	314	3513	55.7	6.23	23	4.1	19	3.4	65t	44/316	74.0

PLAYOFF STATISTICS

WON 1, LOST 1

Jan. 15 W 44- 3
Jan. 23 L 21-38

New York Giants 67,143
at Dallas 64,902

S.F. Opponents

TOTAL FIRST DOWNS

Rushing	48	38
Passing	18	12
Penalty	26	21
3rd Down: Made/Att.	4	3
3rd Down Pct.	10/26	10/25
4th Down: Made/Att.	38.5	40.0
4th Down Pct.	1/3	1/4
POSSESSION AVG.	33.3	25.0
TOTAL NET YARDS	30/36	29/24
Avg. Per Game	772	571
Total Plays	386.0	285.5
Avg. Per Play	135	121
NET YARDS RUSHING	5.7	4.7
Avg. Per Game	262	165
Total Rushes	131.0	82.5
NET YARDS PASSING	61	52
Avg. Per Game	510	406
Sacked/Yards Lost	255.0	203.0
Gross Yards	5/18	6/34
Att./Completions	528	440
Completion Pct.	69/46	63/37
Had Intercepted	66.7	58.7
PUNTS/AVERAGE	1	3
NET PUNTING YARDS	7/45.1	9/40.3
PENALTIES/YARDS	7/43.9	9/32.8
FUMBLES/BALL LOST	12/90	8/53
TOUCHDOWNS	4	0/0
Rushing	9	5
Passing	7	2
Returns	0	3

POSSESSION AVG.

TOTAL NET YARDS

Avg. Per Game

Total Plays

Avg. Per Play

NET YARDS RUSHING

Avg. Per Game

Total Rushes

NET YARDS PASSING

Avg. Per Game

Sacked/Yards Lost

Gross Yards

Att./Completions

Completion Pct.

Had Intercepted

PUNTS/AVERAGE

NET PUNTING YARDS

PENALTIES/YARDS

FUMBLES/BALL LOST

TOUCHDOWNS

Rushing

Passing

Returns

*SCORE BY PERIODS

Q1	Q2	Q3	Q4	OT	PTS
9	21	21	14	0	65
7	24	7	3	0	41

OPPONENTS

TD-Ru-Pa-Rt	PAT	FG	S	PTS
6 6 0 0	0/0	0/0	0	36
0 0 0 0	8/9	1/1	0	11
1 1 0 0	0/0	0/0	0	6
1 0 1 0	0/0	0/0	0	6
1 1 0 0	0/0	0/0	0	6
9 8 1 0	8/9	1/1	0	65
5 2 3 0	5/5	2/2	0	41

*SCORING

Watters

Cofer

Logan

Rathman

Young

TEAM

OPPONENTS

SACKS: Stubblefield 2.0, Brown 1.0, Griffin 1.0, T. Wilson 1.0, Walter 0.5, Washington 0.5, TEAM 6.0, OPPONENTS 5.0

*PASSING

Young

Borio

TEAM

OPPONENTS

*RUSHING

Watters

Young

Logan

Rathman

Lee

Rice

TEAM

OPPONENTS

*RECEIVING

Watters

Rice

Jones

J. Taylor

Logan

Williams

Rathman

Lee

Turner

TEAM

OPPONENTS

*INTERCEPTIONS

Caldwell

Davis

McDonald

TEAM

OPPONENTS

*PUNTING

Wilmsmeyer

TEAM

OPPONENTS

*PUNT RETURNS

Ret

FC

Yds

Avg

Long

TD

TEAM

OPPONENTS

*KICKOFF RETURNS

No.

Yds

Avg

Long

TD

Cofer

TEAM

OPPONENTS

*FIELD GOALS

1-19

20-29

30-39

40-49

50+

Cofer

TEAM

OPPONENTS

Cofer

TEAM

OPPONENTS



1993 49ERS DEFENSIVE STATISTICS

(16 Games)

Name	Total	Tackles		Assists	Sacks	Passes	
		Solo	Assists			Int.	Def.
Bill Romanowski, LB	105	82	23	3/22	0/0	2	
Tim McDonald, S	91	76	15	0/0	3/23	10	
Merton Hanks, CB	71	62	9	0/0	3/104	16	
Eric Davis, CB	69	63	6	0/0	4/45	21	
Dana Stubblefield, NT	64	55	9	10.5/61.5	0/0	0	
Dennis Brown, DE	58	49	9	5.5/35.5	0/0	8	
Mike Waller, LB	55	42	13	0/0	0/0	0	
John Johnson, LB	47	33	14	2/19	1/0	6	
Ted Washington, NT	41	36	5	3/15	0/0	5	
Michael McGruder, CB	40	35	5	0/0	5/89	16	
Dana Hall, S	31	25	6	0/0	0/0	1	
Martin Harrison, LB	25	21	4	6/35	0/0	2	
Don Griffin, CB	22	22	0	0/0	3/6	15	
Kevin Fagan, DE	20	19	1	1/8	0/0	0	
Damien Russell, S	19	16	3	0/0	0/0	0	
Darin Jordan, LB	17	16	1	0/0	0/0	0	
Troy Wilson, DE	16	14	2	5.5/31.5	0/0	1	
Todd Kelly, LB	15	14	1	1/19	0/0	1	
Artie Smith, DE	15	13	2	1.5/13.5	0/0	1	
Mark Thomas, DE	15	13	2	.5/4	0/0	1	
Antonio Goss, LB	14	12	2	0/0	0/0	1	
Karl Wilson, DE	10	10	0	3/32	0/0	1	
Adrian Hardy, CB	9	6	3	0/0	0/0	1	
Larry Kelm, LB	8	8	0	0/0	0/0	0	
Keith DeLong, LB	8	5	3	0/0	0/0	0	
Nate Singleton, WR	7	7	0	0/0	0/0	0	
Amp Lee, RB	5	5	0	0/0	0/0	1	
Jerry Rice, WR	5	5	0	0/0	0/0	0	
Sanjay Beach, WR	5	4	1	0/0	0/0	0	
John Brandes, TE	4	4	0	0/0	0/0	0	
Alan Grant, CB	4	4	0	0/0	0/0	0	
Brent Jones, TE	4	4	0	0/0	0/0	0	
Adam Walker, RB	4	3	1	0/0	0/0	0	
Odessa Turner, WR	3	3	0	0/0	0/0	0	
Wesley Walls, TE	3	2	1	0/0	0/0	0	
Marc Logan, RB	2	2	0	0/0	0/0	0	
Larry Roberts, DE	2	2	0	1.5/17	0/0	0	
Ralph Tamm, G	2	2	0	0/0	0/0	0	
Steve Wallace, T	2	2	0	0/0	0/0	0	
Steve Young, QB	2	2	0	0/0	0/0	0	
Terry Hoage, S	2	1	1	0/0	0/0	1	
Matt LaBounty, NT	2	1	1	0/0	0/0	1	
Dexter Carter, RB	1	1	0	0/0	0/0	0	
Mike Cofer, K	1	1	0	0/0	0/0	0	
John Taylor, WR	1	1	0	0/0	0/0	0	
Jamie Williams, TE	1	1	0	0/0	0/0	0	

FORCED FUMBLES (16): John Johnson (3), Larry Kelm (3), Dennis Brown (2), Martin Harrison (2), Bill Romanowski (2), Eric Davis (1), Kevin Fagan (1), Dana Stubblefield (1), Steve Wallace (1).

FUMBLE RECOVERIES (10 for 69 yards): Eric Davis (1 for 47), Tim McDonald (1 for 15), John Johnson (1 for 7), Sanjay Beach (1 for 0), John Brandes (1 for 0), Keith DeLong (1 for 0), Bill Romanowski (1 for 0), Damien Russell (1 for 0), Mark Thomas (1 for 0), Steve Wallace (1 for 0).



SPECIAL TEAMS TACKLES

Name	Tackles	Solo	Assists	Name	Tackles	Solo	Assists
Damien Russell, S	11	10	1	Odessa Turner, WR	3	3	0
Darin Jordan, LB	8	7	1	Wesley Walls, TE	3	2	1
Nate Singleton, WR	7	7	0	Martin Harrison, LB	2	0	2
Antonio Goss, LB	6	5	1	Dexter Carter, RB	1	1	0
Adrian Hardy, C	6	3	3	Mike Cofer, K	1	1	0
Amp Lee, RB	5	5	0	Alan Grant, CB	1	1	0
Sanjay Beach, WR	5	4	1	John Johnson, LB	1	1	0
Larry Kelm, LB	4	4	0	Marc Logan, RB	1	1	0
Adam Walker, RB	4	3	1	Bill Romanowski, LB	1	1	0
Merton Hanks, CB	4	1	3	Damien Russell, S	1	1	0
John Brandes, TE	3	3	0	Mike Walter, LB	1	1	0
Dana Hall, S	3	3	0	Troy Wilson, DE	1	1	0
Michael McGruder, CB	3	3	0				

PLAYOFF DEFENSIVE STATISTICS

(2 Games)

Name	Total	Tackles		Assists	Sacks	Passes	
		Solo				Int.	Def.
Mike Walter, LB	12	7		5	.5/4	0/0	2
Bill Romanowski, LB	11	10		1	0/0	0/0	1
Dennis Brown, DE	9	8		1	1/7	0/0	0
Tim McDonald, S	9	5		4	0/0	1/4	1
Don Griffin, CB	8	8		0	1/0	0/0	0
Eric Davis, CB	8	7		1	0/0	1/4	2
Merton Hanks, S	7	7		0	0/0	0/0	2
Larry Kelm, LB	7	7		0	0/0	0/0	0
Karl Wilson, DE	7	6		1	0/0	0/0	0
Dana Stubblefield, DT	6	6		0	2/13	0/0	1
John Johnson, LB	5	3		2	0/0	0/0	0
Antonio Goss, LB	4	4		0	0/0	0/0	0
Michael McGruder, CB	4	3		1	0/0	0/0	0
Damien Russell, S	3	3		0	0/0	0/0	0
Dana Hall, S	3	2		1	0/0	0/0	0
Ted Washington, DT	2	2		0	.5/4	0/0	1
Troy Wilson, DE	2	2		0	1/6	0/0	0
Larry Roberts, DE	2	1		1	0/0	0/0	1
Sanjay Beach, WR	1	1		0	0/0	0/0	0
Ravin Caldwell, LB	1	1		0	0/0	1/13	1
Marc Logan, FB	1	1		0	0/0	0/0	0
Ricky Watters, RB	1	1		0	0/0	0/0	0

FORCED FUMBLES (0): None

FUMBLE RECOVERIES (0): None

SPECIAL TEAMS TACKLES

Name	Tackles	Solo	Assists	Name	Tackles	Solo	Assists
Antonio Goss, LB	3	3	0	Larry Kelm, LB	1	1	0
Damien Russell, S	2	2	0	Marc Logan, FB	1	1	0
Dana Hall, S	1	1	0	Bill Romanowski, LB	1	1	0

1993 49ers Honors

HARRIS BARTON: *NATIONAL FOOTBALL LEAGUE* - 1993 Pro Bowl (starter); *ASSOCIATED PRESS* - All-Pro (1st team); *SPORTING NEWS* - All-Pro; *PRO FOOTBALL WEEKLY* - All-Pro; *UNITED PRESS INTERNATIONAL* - All-NFC; *COLLEGE AND PRO FOOTBALL NEWSWEEKLY* - All-Pro; *FOOTBALL NEWS* - All-NFC; *FOOTBALL DIGEST* - All-Pro (2nd team), *CBS-TV* - All-Madden.

DEXTER CARTER: *NATIONAL FOOTBALL LEAGUE* - NFC Special Teams Player-of-the-Week (October 3 vs. Minnesota).

ERIC DAVIS: *NATIONAL FOOTBALL LEAGUE* - NFC Defensive Player-of-the-Month (October).

DON GRIFFIN: *ED BLOCK FOUNDATION* - Ed Block Courage Award.

MERTON HANKS: *NATIONAL FOOTBALL LEAGUE* - NFC Defensive Player-of-the-Week (November 22 vs. New Orleans); *SPORTS ILLUSTRATED* - All-Pro.

BRENT JONES: *NATIONAL FOOTBALL LEAGUE* - 1994 Pro Bowl; *ASSOCIATED PRESS* - All-Pro (2nd team); *UNITED PRESS INTERNATIONAL* - All-NFC; *FOOTBALL NEWS* - All-NFC; *FOOTBALL DIGEST* - All-Pro (2nd team).

TIM MCDONALD: *NATIONAL FOOTBALL LEAGUE* - 1994 Pro Bowl (starter); *ASSOCIATED PRESS* - All-Pro (2nd team); *UNITED PRESS INTERNATIONAL* - All-NFC; *FOOTBALL NEWS* - All-NFC; *FOOTBALL DIGEST* - All-Pro; *COLLEGE AND PRO FOOTBALL NEWSWEEKLY* - All-Pro.

GUY MCINTYRE: *NATIONAL FOOTBALL LEAGUE* - 1994 Pro Bowl; *FOOTBALL NEWS* - All-NFC; *FOOTBALL DIGEST* - All-Pro.

JERRY RICE: *SAN FRANCISCO 49ERS* - Len Eshmont Award; *NATIONAL FOOTBALL LEAGUE* - 1994 Pro Bowl (starter), NFC Offensive Player-of-the-Week (November 14 at Tampa Bay); *ASSOCIATED PRESS* - Offensive Player-of-the-Year, All-Pro (1st team); *SPORTING NEWS* - All-Pro; *PRO FOOTBALL WRITERS OF AMERICA* - Player-of-the-Week (November 14 at Tampa Bay); *UNITED PRESS INTERNATIONAL* - All-NFC; *FOOTBALL NEWS* - All-NFC; *PRO FOOTBALL WEEKLY* - All-Pro; *FOOTBALL DIGEST* - All-Pro; *SPORTS ILLUSTRATED* - Player-of-the-Year, All-Pro; *COLLEGE AND PRO FOOTBALL NEWSWEEKLY* - All-Pro; *NATIONAL FOOTBALL LEAGUE PLAYERS ASSOCIATION* - NFC Most Valuable Player; *USA TODAY/NFLPA* - NFC Most Most Valuable Player; *NEWSPAPER ENTERPRISE ASSOCIATION* - Offensive Player-of-the-Year (Tom Landry Award); *CBS-TV* - All-Madden.

JESSE SAPOLU: *NATIONAL FOOTBALL LEAGUE* - 1994 Pro Bowl; *PRO FOOTBALL WRITERS OF AMERICA (SF Chapter)* - Garry Niver Award; *CBS-TV* - All-Madden.

ARTIE SMITH: *COLLEGE AND PRO FOOTBALL NEWSWEEKLY* - All-Rookie.

DANA STUBBLEFIELD: *ASSOCIATED PRESS* - Defensive Rookie-of-the-Year; *FOOTBALL DIGEST* - Defensive Rookie-of-the-Year, All-Rookie; *NATIONAL FOOTBALL LEAGUE PLAYERS ASSOCIATION* - NFC Defensive Rookie-of-the-Year; *PRO FOOTBALL WEEKLY* - All-Rookie; *USATODAY/NFLPA* - NFC Defensive Rookie-of-the-Year; *FOOTBALL NEWS* - All-Rookie; *COLLEGE AND PRO FOOTBALL NEWSWEEKLY* - Defensive Rookie-of-the-Year, All-Rookie.

JOHN TAYLOR: *CBS-TV* - All-Madden.

STEVE WALLACE: *FOOTBALL DIGEST* - All-Pro; *CBS-TV* - All-Madden.

RICKY WATTERS: *NATIONAL FOOTBALL LEAGUE* - 1994 Pro Bowl, NFC Co-Offensive Player-of-the-Week (January 15 vs. N.Y. Giants); *CBS-TV* - All-Madden.

STEVE YOUNG: NATIONAL FOOTBALL LEAGUE - 1994 Pro Bowl, NFC Player-of-the-Week (November 28 at L.A. Rams), NFC Player-of-the-Week (December 19 at Detroit), NFC Player-of-the-Month (November); ASSOCIATED PRESS - All-Pro (1st team); PRO FOOTBALL WRITERS OF AMERICA - Player-of-the-Week (November 28 at L.A. Rams), Player-of-the-Week (December 19 at Detroit); UNITED PRESS INTERNATIONAL - All-NFC; FOOTBALL DIGEST - All-Pro; PRO FOOTBALL WEEKLY - All-Pro; COLLEGE AND PRO FOOTBALL NEWSWEEKLY - All-Pro; MILLER/USA TODAY - NFL Player-of-the-Week (November 28 at L.A. Rams); CBS-TV - All-Madden.

JERRY RICE NAMED 37TH ANNUAL LEN ESHMONT AWARD RECIPIENT

WR Jerry Rice was the 1993 recipient of the 49ers Len Eshmont Award, the team's most prestigious honor. Rice was selected for the award — which honors the player who best exemplifies inspirational and courageous play — by a vote of team members.

It was the second time in Rice's career that he has been the recipient of the award as he was first honored in 1987.

The award was first presented in 1957 in memory of Len Eshmont, an original member of the 49ers' 1946 team. Eshmont died in 1957.

1957 — QB Y.A. Tittle	1976 — DE Tommy Hart
1958 — FB Joe Perry	1977 — S Mel Phillips
1959 — HB J.D. Smith	1978 — RB Paul Hofer
1960 — S Dave Baker	1979 — RB Paul Hofer
1961 — T Leo Nomellini	1980 — DT Archie Reese
1962 — DE Dan Colchico	1981 — TE Charlie Young
1963 — T Bob St. Clair	1982 — WR Dwight Clark
1964 — DT Charlie Krueger	1983 — RB Bill Ring
1965 — QB John Brodie	1984 — LB Keena Turner
1966 — HB John David Crow	1985 — FB Roger Craig
1967 — LB Dave Wilcox	1986 — QB Joe Montana
1968 — LB Matt Hazeltine	1987 — WR Jerry Rice
1969 — CB Jimmy Johnson	1988 — NT Michael Carter
1970 — S Roosevelt Taylor	RB Roger Craig
1971 — LB Ed Beard	1989 — QB Joe Montana
1972 — DE Tommy Hart	1990 — DE Kevin Fagan
1973 — S Mel Phillips	LB Charles Haley
1974 — T Len Rohde	1991 — WR John Taylor
1975 — CB Jimmy Johnson	1992 — QB Steve Young
	1993 — WR Jerry Rice



1993 Game Summaries

GAME 1 at Pittsburgh, Sept. 5
49ers 24, Steelers 13

The San Francisco 49ers opened their 1993 regular season with a 24-13 victory over the Pittsburgh Steelers at Three Rivers Stadium.

The Niners' first drive of the season produced their initial points, a 37-yard FG from **K Mike Cofer**, that capped a 12-play drive and made it 3-0. Just over a minute later, **CB Michael McGruder** intercepted a QB Mike Tomczak pass, giving the 49ers the ball at the Pittsburgh 34. It took only four plays for the Niners to record their first TD of the season, a five-yard pass from **QB Steve Young** to **WR Jerry Rice** that made it 10-0. The next Pittsburgh series lasted only four plays before RB Barry Foster fumbled and **LB Keith DeLong** recovered. After completing five of six passes that moved the ball to the Steelers' six, Young again found Rice increasing the San Francisco lead to 17-0, one play into the second quarter.

Trailing 17-3 at halftime, the Steelers rallied in the third quarter. QB Neil O'Donnell guided the defending AFC Central champions on an 80-yard drive that culminated with Foster scoring from five yards away. Later in the quarter, Anderson's second FG (39 yards) cut the deficit to 17-13. However, that would be as close as the Steelers would get. Young moved the 49ers 80 yards and capped the drive with a five-yard toss to **TE Brent Jones**, making the final 24-13.

49ERS	10	7	0	7	- 24
STEELERS	0	3	10	0	- 13

49ERS	-- FG Cofer 37	8:09 (1st)	(12-61)
49ERS	-- Rice 5 pass from Young (Cofer kick)	5:09 (1st)	(4-34)
49ERS	-- Rice 6 pass from Young (Cofer kick)	14:54 (2nd)	(8-49)
STEELERS	-- FG Anderson 29	5:14 (2nd)	(8-44)
STEELERS	-- Foster 5 run (Anderson kick)	9:32 (3rd)	(11-80)
STEELERS	-- FG Anderson 39	2:34 (3rd)	(6-25)
49ERS	-- Jones 5 pass from Young (Cofer kick)	11:59 (4th)	(10-80)

	49ERS	STEELERS		49ERS	STEELERS
First Downs	21	12	Passes(Att/Comp/Int).....	36-24-3	27-13-2
Total Net Yards	26	211	Punts-Average	3-39.0	5-44.0
Net Yards Rushing	86	102	Fumbles-Lost	2-0	3-1
Net Yards Passing	240	109	Penalties-Yards	6-55	7-56

INDIVIDUAL STATISTICS

Rushing

49ERS -- Watters 14/46; Young 7/22; Lee 9/19; Rathman 1/0; Carter 1/-1.

STEELERS -- Foster 17/80, 1 TD; Stone 2/14, O'Donnell 1/9; Thompson 1/2; Hoge 1/0; Tomczak 2/-3.

Passing

49ERS -- Young 24/36 for 240 yards, 3 TDs, 3 INTs.

STEELERS -- Tomczak 4/11 for 46 yards, 2 INTs; O'Donnell 9/16 for 92 yards.

Receiving

49ERS -- Rice 8/78, 2 TDs; Jones 6/50, 1 TD; Taylor 4/48; Rathman 2/9; Turner 1/32; Williams 1/15; Lee 1/4; Watters 1/4.

STEELERS -- Foster 6/30; Stone 3/52; Thompson 3/44; Hastings 1/12.

Defensive Leaders

49ERS -- Johnson 6 tackles, 1 sack for 12 yards, 1 forced fumble; DeLong 6 tackles, 1 fumble recovery; Brown 1.5 sacks for 6 yards, 1 forced fumble; Stubblefield 2 sacks for 9 yards; Harrison .5 sacks for 2 yards, 1 forced fumble.

STEELERS -- Kirkland 9 tackles; Evans 5 tackles, 1 sack for 0 yards; Woodson 6 tackles, 2 INTs; Lake 1 INT. sack for 7 yards; Brown 1 sack for 6 yards.

GAME 2 at Cleveland, Sept. 13 Browns 23, 49ers 13

The Cleveland Browns, aided by four San Francisco turnovers, defeated the 49ers 23-13 before a capacity crowd of 78,218 at Cleveland Stadium.

San Francisco took the opening kickoff and marched 52 yards in nine plays before **K Mike Cofer** kicked a 46-yard FG to make it 3-0. The Browns answered with three points of their own after **K Matt Stover's** 47-yard effort tied the game. The kicking game continued to play a big part in the first half, as Cofer hit his second attempt of the evening, this time from 28 yards away to give the Niners a 6-3 advantage. However, the lead would be short-lived, as Cleveland took the ensuing kickoff and marched 80 yards on 11 plays before DT James Jones (inserted at fullback) powered into the end zone from a yard away to give the Browns a 10-6 lead. LB Clay Matthews intercepted a **QB Steve Young** pass on the next series and four plays later Stover's second FG of the night made it 13-6.

Again, a lead would not last very long. San Francisco marched 80 yards in 12 plays, the game-tying TD coming when **RB Marc Logan**, replacing injured **Tom Rathman**, went four yards for the score. The Browns would take the lead for good at the end of the second quarter following a 49ers' turnover. After CB Selwyn Jones intercepted a Young pass, the Browns moved 78 yards in 1:38, setting the stage for a QB Bernie Kosar to WR Mike Jackson 30-yard TD toss that made it 20-13 at the intermission.

The only points of the final two quarters came on a 33-yard Stover FG with under a minute remaining in the third quarter.

49ERS	6	7	0	0	- 13
BROWNS	3	17	3	0	- 23
49ERS -- FG Cofer 46				10:53 (1st)	(9-52)
BROWNS -- FG Stover 47				6:37 (1st)	(6-50)
49ERS -- FG Cofer 28				2:22 (1st)	(8-70)
BROWNS -- J. Jones 1 run (Stover kick)				13:02 (2nd)	(11-80)
49ERS -- Logan 4 run (Cofer kick)				5:12 (2nd)	(12-80)
BROWNS -- M. Jackson 30 pass from Kosar (Stover kick)				:35 (2nd)	(9-78)
BROWNS -- FG Stover 33				:58 (3rd)	(13-51)
49ERS	22	18	49ERS	33-19-3	BROWNS
First Downs.....	396	304	Passes(Att/Comp/Int).....	1-61	32-17-0
Total Net Yards.....	132	128	Punts-Average.....	3-1	5-44.8
Net Yards Rushing.....	264	176	Fumbles-Lost.....	5-92	0-0
Net Yards Passing.....			Penalties-Yards.....		10-59

INDIVIDUAL STATISTICS

Rushing

49ERS -- Watters 13/83; Logan 6/33, 1 TD; Young 4/13; Lee 1/3; Wilmsmeyer 1/0.

BROWNS -- Metcalf 12/71; Vardell 13/41; Kosar 3/8; Hoard 3/6; M. Jackson 1/1; J. Jones 1/1.

Passing

49ERS -- Young 19/33 for 274 yards, 3 INTs.

BROWNS -- Kosar 17/32 for 186 yards, 1 TD.

Receiving

49ERS -- Rice 6/82; Taylor 4/71; Watters 4/47; Jones 2/35; Logan 2/30; Williams 1/9.

BROWNS -- M. Jackson 5/105, 1 TD; Carrier 4/24; Metcalf 4/23; Hoard 3/25; Kinchen 1/9.

Defensive Leaders

49ERS -- Romanowski 8 tackles; Washington 7 tackles, 1 sack for 3 yards; McDonald 7 tackles; Davis 6 tackles; Stubblefield 1 sack for 7 yards;

BROWNS -- Turner 9 tackles, 1 INT; Moore 7 tackles; Burnett 1 sack for 2 yards; Matthews 1 INT; Ball 1 forced fumble; Perry 1 forced fumble.



1993 in Review

GAME 3 vs. Atlanta, Sept. 19 49ers 37, Falcons 30

The 49ers picked up their second win of the season in an offensive shootout at Candlestick Park. The teams were deadlocked at 3-3 after one quarter; however, the scoreboard began to light up over the next three periods.

The Falcons took the lead in the second quarter after QB Bobby Hebert hit WR Andre Rison for a 12-yard TD pass, making the score 10-3. It took only four minutes for the Niners to answer, as QB **Steve Young** found TE **Jamie Williams** for a nine-yard toss, the PAT was missed. Johnson added to Atlanta's lead (13-9) as time expired in the first half with a 38-yard FG.

The fireworks continued in the third quarter after the 49ers marched 71 yards in their first four plays, the points coming off a Young-to-**TE Brent Jones** TD pass that covered 20 yards. Atlanta quickly responded, when the Hebert-to-Rison combo clicked for the second time, giving the Falcons a 20-16 lead. The advantage was short-lived, as San Francisco traveled 70 yards with Watters scoring from the two. The final stanza saw the 49ers score on their third consecutive possession when Young threw his third TD pass of the game, a six-yard effort to rookie **WR Nate Singleton**. It was Singleton's first NFL reception. Johnson's third FG of the contest (27 yards) cut the SF lead to 30-23, but the Niners put the game away on their next series as Rice took a handoff from Watters and raced for a 43-yard score. With just over two minutes remaining, Hebert hit Rison for the third time to cut the lead to 37-30, but San Francisco was able to run out the clock.

FALCONS	3	10	7	10	- 30
49ERS	3	6	14	14	- 37

FALCONS	-- FG Johnson 42	9:36 (1st)	(11-56)
49ERS	-- FG Cofer 46	2:04 (1st)	(1-80)
FALCONS	-- Rison 12 pass from Hebert (Johnson kick)	5:59 (2nd)	(12-65)
49ERS	-- Williams 9 pass from Young (kick failed)	1:59 (2nd)	(8-78)
FALCONS	-- FG Johnson 38	0:00 (2nd)	(12-58)
49ERS	-- Jones 20 pass from Young (Cofer kick)	12:40 (3rd)	(4-71)
FALCONS	-- Rison 3 pass from Hebert (Johnson kick)	6:40 (3rd)	(11-68)
49ERS	-- Watters 2 run (Cofer kick)	0:00 (3rd)	(10-70)
49ERS	-- Singleton 6 pass from Young (Cofer kick)	11:20 (4th)	(4-46)
FALCONS	-- FG Johnson 27	5:28 (4th)	(13-65)
49ERS	-- Rice 43 run (Cofer kick)	3:27 (4th)	(4-74)
FALCONS	-- Rison 16 pass from Hebert (Johnson kick)	2:20 (4th)	(6-80)

	FALCONS	49ERS		FALCONS	49ERS
First Downs	24	23	Passes(Att/Comp/Int).....	38-23-0	22-18-1
Total Net Yards.....	381	478	Punts-Average.....	2-47.5	0-0
Net Yards Rushing	194	268	Fumbles-Lost	1-1	1-1
Net Yards Passing	187	210	Penalties-Yards	1-5	7-65

INDIVIDUAL STATISTICS

Rushing

FALCONS -- Pegram 27/192; Broussard 2/2.

49ERS -- Watters 19/112, 1 TD; Logan 5/57; Young 5/52; Rice 1/43, 1 TD; Lee 3/4.

Passing

FALCONS -- Hebert 23/38 for 199 yards, 3 TDs.

49ERS -- Young 18/22 for 210 yards, 3 TDs, 1 INT.

Receiving

FALCONS -- Rison 7/71, 3 TDs; Haynes 6/55; Pritchard 6/43; Hill 3/25; Pegram 1/5.

49ERS -- Logan 5/57; Jones 3/55, 1 TD; Rice 3/33; Taylor 3/32; Williams 2/21, 1 TD; Singleton 1/6, 1 TD; Young 1/6.

Defensive Leaders

FALCONS -- Tuggle 8 tackles; Solomon 8 tackles; Case 5 tackles; Clark 1 INT; Smith 1 forced fumble, 1 fumble recovery.

49ERS -- Romanowski 10 tackles; McDonald 7 tackles; Harrison 6 tackles, 1 sack for 7 yards; Brown 4 tackles, 1 sack for 5 yards.

GAME 4 at New Orleans, Sept. 26 Saints 16, 49ers 13

K Morten Andersen's 49-yard FG with :05 remaining gave the New Orleans Saints a 16-13 win over the 49ers at the Superdome.

New Orleans jumped to an early 3-0 lead in the first quarter when Andersen kicked the first of his three FGs, a 33-yard effort that was set up by a 49ers' fumble. The lead expanded to 10-0 as RB Derek Brown sliced in from a yard away, capping a 10-play, 68-yard drive. San Francisco cut into the deficit minutes later after **K Mike Cofer** nailed a 34-yard FG, to make the score 10-3.

The Niners' took their first possession of the third quarter, marched 78 yards in nine plays, and tied the game when **RB Marc Logan** rambled 23 yards for the TD. The tie, however, would be short-lived as Andersen connected from 39 yards on the next series, again giving New Orleans the lead, 13-10. The dramatics began in the last few minutes, as Cofer completed a time consuming (7:25) drive with a 30-yard FG to tie the game at 13-13 with just 1:08. On the Saints' final drive, QB Wade Wilson completed four of six passes, moving the ball to the SF 32, where Andersen performed the heroics with his third FG of the game.

San Francisco's offense was sparked by **RB Ricky Walters'** 135 yards rushing and **QB Steve Young's** 22 of 30 passing performance. **WR Jerry Rice** led the receivers with seven catches, good for 95 yards. The defense was led by a trio of players with eight tackles apiece: **LBs Bill Romanowski** and **Mike Walter**, and **S Merton Hanks**.

49ERS	0	3	7	3	- 13
SAINTS	3	7	3	3	- 16
SAINTS -- FG Andersen 33				8:17 (1st)	(9-17)
SAINTS -- Brown 1 run (Andersen kick)				11:31 (2nd)	(10-68)
49ERS -- FG Cofer 34				6:54 (2nd)	(9-71)
49ERS -- Logan 23 run (Cofer kick)				7:57 (3rd)	(9-78)
SAINTS -- FG Andersen 39				2:30 (3rd)	(11-59)
49ERS -- FG Cofer 30				1:14 (4th)	(15-68)
SAINTS -- FG Andersen 49				:05 (4th)	(8-45)
49ERS	SAINTS	49ERS	SAINTS		
First Downs.....19	17	Passes(Att/Comp/Int).....30-22-1		32-18-0	
Total Net Yards.....339	264	Punts-Average.....2-46		4-42.3	
Net Yards Rushing.....176	103	Fumbles-Lost.....1-1		0-0	
Net Yards Passing.....163	161	Penalties-Yards.....5-20		6-37	

INDIVIDUAL STATISTICS

Rushing

49ERS -- Walters 25/135; Logan 2/26, 1 TD; Young 4/15.

SAINTS -- Brown 21/88, 1 TD; Wilson 1/8; Muster 2/7.

Passing

49ERS -- Young 22/30 for 194 yards, 1 INT.

SAINTS -- Wilson 18/32 for 170 yards.

Receiving

49ERS -- Rice 7/95; Jones 5/51; Logan 5/23; Walters 2/8; Taylor 2/6; Turner 1/11.

SAINTS -- Martin 4/44; Brown 3/16; Hilliard 3/12; Small 2/26; Early 2/18; Muster 2/14; Brenner 1/27; Newman 1/13.

Defensive Leaders

49ERS -- Romanowski 8 tackles; Walter 8 tackles; Hanks 8 tackles; Brown 1 sack for 9 yards.

SAINTS -- Johnson 22 tackles, 1 sack for 11 yards, 1 forced fumble; Buck 9 tackles; Jackson 7 tackles, 3 sacks for 7 yards; Turnbull 1 sack for 5 yards; Jones 1 sack for 8 yards; Taylor 1 INT.



1993 in Review

GAME 5 vs. Minnesota, Oct. 3

49ers 38, Vikings 19

CB Eric Davis returned an interception 41 yards for a score and **RB Dexter Carter** also found the endzone with a 72-yard punt return, helping San Francisco to a 38-19 victory over the Minnesota Vikings at Candlestick Park.

The Vikings lit the scoreboard early in the first quarter when QB Jim McMahon hit TE John Tice with a three-yard toss, giving Minnesota a 7-0 lead. The points were set up by LB Carlos Jenkins, who intercepted a **QB Steve Young** pass at the Minnesota 49. It took under four minutes for San Francisco to tie the game as Young hit a wide-open **WR Jerry Rice** for 39 yards and the score. In the second stanza, **RB Marc Logan** gave the Niners a lead they would never relinquish, running one yard for the TD, giving them a 14-7 advantage. The lead expanded to 21-7 only six plays later, after Davis stepped in front of a McMahon pass and scampered 41 yards for the score. It remained that way until Minnesota NT Henry Thomas sacked Young for a safety, making the score 21-9 at the intermission.

The third quarter saw each team exchange FGs, as **K Mike Cofer** connected from 22 yards away for the Niners, while K Fuad Reveiz was good from 21, bringing the score to 24-12 heading into the final quarter of play. With 11:34 showing in the fourth, Minnesota closed to within 24-19 after McMahon's nine-yard toss to WR Chris Carter. San Francisco put the game away when **RB Ricky Walters** capped a 56-yard drive with a three-yard run that made it 31-19. Little more than a minute later, Carter electrified the crowd with his 72-yard return.

Despite playing with a slight concussion, Young completed 17 of 24 passes for 224 yards and also rushed for a team-high 27 yards. **TE Brent Jones** led the squad with career-high eight receptions, while **S Tim McDonald** paced the defense with nine tackles. **LB Martin Harrison** recorded 2.5 sacks.

VIKINGS	7	2	3	7	- 19
49ERS	7	14	3	14	- 38

VIKINGS	-- Tice 3 pass from McMahon (Reveiz kick)	8:04 (1st)	(7-47)
49ERS	-- Rice 39 pass from Young (Cofer kick)	4:35 (1st)	(6-68)
49ERS	-- Logan 1 run (Cofer kick)	11:21 (2nd)	(10-68)
49ERS	-- Davis 41 interception return (Cofer kick)	8:20 (2nd)	
VIKINGS	-- Safety - Thomas tackles Young in end zone	1:13 (2nd)	
49ERS	-- FG Cofer 22	1:43 (3rd)	(6-30)
VIKINGS	-- FG Reveiz 21	:17 (3rd)	(9-73)
VIKINGS	-- C. Carter 9 pass from McMahon (Reveiz kick)	11:34 (4th)	(3-15)
49ERS	-- Walters 3 run (Cofer kick)	5:54 (4th)	(7-56)
49ERS	-- Carter 72 punt return (Cofer kick)	4:46 (4th)	

	VIKINGS	49ERS	VIKINGS	49ERS
First Downs	15	17	Passes(Att/Comp/Int)	49-27-1
Total Net Yards	271	254	Punts-Average	24-17-1
Net Yards Rushing	52	50	Fumbles-Lost	9-40-3
Net Yards Passing	219	204	Penalties-Yards	0-0
				10-76
				7-51

INDIVIDUAL STATISTICS

Rushing

VIKINGS -- Word 12/46; McMahon 3/6.

49ERS -- Young 5/27; Logan 8/18, 1 TD; Walters 9/8, 1 TD; Lee 1/0; Musgrave 3/3.

Passing

VIKINGS -- McMahon 25/45 for 223 yards, 2 TDs, 1 INT; Salisbury 2/4 for 14 yards.

49ERS -- Young 17/24 for 224 yards, 1 TD, 1 INT.

Receiving

VIKINGS -- Jordan 7/49; C. Carter 5/70, 1 TD; Ismail 5/65; Smith 4/16; Tennell 3/27; Craig 1/4; Tice 1/3, 1 TD; A. Carter 1/3.

49ERS -- Jones 8/68; Taylor 3/53; Logan 3/15; Rice 2/60, 1 TD; Walters 1/28.

Defensive Leaders

VIKINGS -- Del Rio 10 tackles; Thomas 7 tackles, 3 sacks for 16 yards; Strickland 6 tackles; Jenkins 1 INT; Sheppard 1 sack for 4 yards.

49ERS -- McDonald 9 tackles; Hanks 6 tackles; Harrison 5 tackles, 2.5 sacks for 14 yards; Thomas .5 sacks for 4 yards; Davis 1 INT.

GAME 6 at Dallas, Oct. 17 Cowboys 26, 49ers 17

In a rematch of the 1992 NFC Championship Game, the Dallas Cowboys defeated the 49ers, 26-17, at Texas Stadium.

San Francisco recorded the first points of the contest when **LB John Johnson** stripped RB Emmitt Smith of the ball and **CB Eric Davis** recovered the fumble and raced 47 yards for the score. It was Davis' second TD in as many games.

After Dallas K Eddie Murray's 48-yard FG made it 7-3, the 49ers mounted a 12-play, 73-yard drive that culminated with K **Mike Cofer** connecting from 25 yards away, giving the 49ers a 10-3 advantage. Murray kicked his second FG of the game (39 yards) cutting the deficit to four, but it would quickly disappear in the next few minutes. Dallas LB Charles Haley forced **QB Steve Young** to fumble and the Cowboys recovered at the SF 18. Smith then took the ball in from a yard away, capping the short drive and giving the defending Super Bowl champions a 13-10 lead. Minutes later, QB Troy Aikman led his charges on a 16-play drive that culminated with Murray's third FG of the half and a 16-10 lead heading into the locker room.

The third quarter saw San Francisco take the lead again, this time at 17-16, when Young hit **TE Brent Jones** with a 12-yard scoring toss. The lead would be short-lived, however; as moments later, **RB Marc Logan** fumbled at his own 39, and the Cowboys needed only two plays to score, with the go-ahead points coming on a 36-yard toss from Aikman to WR Michael Irvin, who finished the day with 12 receptions for 168 yards. The final points of the game again came from Murray, whose fourth FG was good from 18 yards away.

49ERS	10	0	7	0	- 17
COWBOYS	3	13	7	3	- 26

49ERS	-- Davis 47 fumble return (Cofer kick)	11:56 (1st)	
COWBOYS	-- FG Murray 48	6:31 (1st)	(10-35)
49ERS	-- FG Cofer 25	:41 (1st)	(12-73)
COWBOYS	-- FG Murray 39	9:52 (2nd)	(14-53)
COWBOYS	-- Smith 1 run (Murray kick)	7:22 (2nd)	(4-18)
COWBOYS	-- FG Murray 29	:07 (2nd)	(16-68)
49ERS	-- Jones 12 pass from Young (Cofer kick)	2:32 (3rd)	(5-80)
COWBOYS	-- Irvin 36 pass from Aikman (Murray kick)	:03 (3rd)	(2-39)
COWBOYS	-- FG Murray 18	4:21 (4th)	(10-65)

	49ERS	COWBOYS		49ERS	COWBOYS
First Downs	25	24	Passes(Att/Comp/Int).....	33-24-0	35-21-0
Total Net Yards	403	353	Punts-Average	2-44	2-48
Net Yards Rushing	156	123	Fumbles-Lost	3-2	1-1
Net Yards Passing	247	230	Penalties-Yards	5-60	7-64

INDIVIDUAL STATISTICS

Rushing

49ERS -- Logan 8/67; Young 6/40; Watters 8/32; Rice 1/17; Wilmsmeyer 1/0.

COWBOYS -- Smith 27/92, 1 TD; Aikman 3/16; Johnston 5/15.

Passing

49ERS -- Young 24/33 for 267 yards, 1 TD.

COWBOYS -- Aikman 21/35 for 243 yards, 1 TD.

Receiving

49ERS -- Rice 7/82; Jones 7/68, 1 TD; Taylor 4/53; Logan 4/33; Watters 2/31.

COWBOYS -- Irvin 12/168, 1 TD; Smith 5/30; Harper 1/36; Novacek 1/5, Johnston 1/4, Williams 1/0.



Defensive Leaders

49ERS -- McDonald 12 tackles; Brown 8 tackles; Stubblefield 2 sacks for 13 yards; Johnson 1 forced fumble; Davis 1 fumble return.

COWBOYS -- Brown 7 tackles; Woodson 7 tackles; Everett 7 tackles; Smith 1 sack for 7 yards, 1 fumble recovery; Haley 2 sacks for 13 yards, 1 forced fumble; Casillas 1 fumble recovery; Jones 1 sack for 0 yards.

GAME 7 vs. Phoenix, Oct. 24

49ers 28, Cardinals 14

Behind the strong performance of **WR Jerry Rice**, the San Francisco 49ers defeated the Phoenix Cardinals, 28-14, at Candlestick Park.

San Francisco opened the scoring in the second quarter when **FB Marc Logan** capped a 15-play, 91-yard drive with a one-yard TD run. The drive, which consumed 8:56, was the team's longest of the season and gave it a 7-0 lead. Moments later, **CB Merton Hanks** intercepted QB Steve Beuerlein's pass and returned the ball 10 yards to the SF 49. From there, **QB Steve Young** guided San Francisco to its second score, an eight-yard toss to Rice that made it 14-0.

After a scoreless third quarter, it took only three plays into the final stanza for the 49ers to produce their third TD of the afternoon, with Young again finding Rice in the back of the end zone for seven yards and a 21-0 advantage. After holding Phoenix on downs on the next series, the Niners needed only two plays to build the lead to 28-0. **WR John Taylor** took a handoff and threw the first pass of his NFL career to Rice, an effort that covered 41 yards. On the next play, **RB Ricky Watters** cut off left guard and galloped 19 yards for the TD. Phoenix, using its two-minute, offense scored two late TDs, a 65-yard pass from Beuerlein to WR Anthony Edwards and a four-yard toss from Beuerlein to WR Ricky Proehl.

Rice finished the day with nine receptions for 155 yards, while **TE Brent Jones** added six catches for 72 yards. Watters led the ground game, notching 95 yards on 20 carries and Young completed 21 of 33 passes for 247 yards.

CBs Eric Davis (11 tackles, one interception) and Hanks (one interception, five passes defended) paced the defense. **S Tim McDonald** recorded his first interception as a 49er against his former team.

CARDINALS	0	0	0	14	- 14
49ERS	0	14	0	14	- 28

49ERS	-- Logan 1 run (Cofer kick)	11:35 (2nd)	(15-91)
49ERS	-- Rice 9 pass from Young (Cofer kick)	6:24 (2nd)	(4-51)
49ERS	-- Rice 7 pass from Young (Cofer kick)	13:31 (4th)	(10-80)
49ERS	-- Watters 19 run (Cofer kick)	10:04 (4th)	(3-61)
CARDINALS	-- Edwards 65 pass from Beuerlein (Davis kick)	9:18 (4th)	(3-80)
CARDINALS	-- Proehl 4 pass from Beuerlein (Davis kick)	3:36 (4th)	(17-89)

	CARDINALS	49ERS	CARDINALS	49ERS
First Downs	25	26	Passes(Att/Comp/Int).....	50-26-3
Total Net Yards	429	428	Punts-Average	4-43.8
Net Yards Rushing	107	148	Fumbles-Lost	1-0
Net Yards Passing	187	210	Penalties-Yards	1-5
				7-65

INDIVIDUAL STATISTICS

Rushing

CARDINALS -- Moore 15/47; Bailey 6/31; Beuerlein 2/23; Proehl 1/6.

49ERS -- Watters 20/95, 1 TD; Young 4/41; Logan 6/12, 1 TD.

Passing

CARDINALS -- Beuerlein 26/50 for 334 yards, 2 TDs, 3 INTs.

49ERS -- Young 21/33 for 247 yards, 2 TDs; Taylor 1/1 for 41 yards.

Receiving

CARDINALS -- Proehl 8/76, 1 TD; Centers 6/43; Edwards 4/112, 1 TD; Hill 4/53; Bailey 4/50.

49ERS -- Rice 9/155, 2 TDs; Jones 6/72; Logan 3/27; Taylor 2/17; Watters 2/17.



Defensive Leaders

CARDINALS -- Hill 10 tackles, 1 sack for 4 yards; Massey 9 tackles; Stowe 9 tackles; Booty 1 sack for 4 yards.

49ERS -- Davis 11 tackles, 1 INT; Fagan 6 tackles; Johnson 6 tackles; Walter 5 tackles; Roberts .5 sacks for 6 yards; Brown .5 sacks for 6 yards; Hanks 1 INT; McDonald 1 INT; Harrison 1 forced fumble.

GAME 8 vs. L.A. Rams, Oct. 31

49ers 40, Rams 17

Led by a spirited defensive effort, the 49ers won their second consecutive game, defeating the L.A. Rams, 40-17, at Candlestick Park.

Los Angeles jumped to an early 3-0 lead after K Tony Zendejas kicked a 50-yard FG to cap the Rams' first drive of the game. The lead was short-lived, however, as **QB Steve Young** guided the Niners on a 13-play, 72-yard drive that culminated with **RB Ricky Walters** running in from a yard away, making it 6-3 (after the PAT failed). Minutes later, the 49ers jumped ahead 13-3 as Young connected with **WR John Taylor** on a 15-yard scoring pass. Young's pass was touched by Taylor, tipped by Rams' CB Steve Israel, then retained by Taylor for the score. **LB John Johnson**, who almost didn't play because of the flu, set the stage for the next TD when he sacked QB T.J. Rubley at the Rams' eight-yard line, forced, then recovered the fumble, and advanced the ball to the Rams' two. **RB Marc Logan** plowed in from the one and San Francisco led 20-3. **K Mike Cofer** also kicked a 25-yard FG moments before the half.

Rubley opened the second half with a 35-yard TD pass to WR Todd Kinchen, but the 49ers answered later in the quarter with Logan's second TD of the game from one yard that made it 30-10. Los Angeles used 16 plays and almost nine minutes off the game clock to move the 80 yards for their next score, a RB Jerome Bettis one-yard plunge that closed the gap to 30-17. After Cofer's second FG of the game (28 yards) made it 33-17, **CB Michael McGruder** intercepted a Rubley pass and scampered 32 yards for his first NFL touchdown.

Johnson posted seven tackles, an interception, a forced fumble, a fumble recovery and a sack. Rookie **DE Troy Wilson**, playing in only his third NFL game, recorded three sacks, while **DEs Kevin Fagan, Artie Smith** and **DT Ted Washington** each registered a quarterback trap.

RAMS	3	0	7	7	- 17
49ERS	6	17	7	10	- 40

RAMS	-- FG Zendejas 50	8:43 (1st)	(9-29)
49ERS	-- Walters 1 run (kick failed)	1:47 (1st)	(13-72)
49ERS	-- Taylor 15 pass from Young (Cofer kick)	12:34 (2nd)	(6-42)
49ERS	-- Logan 1 run (Cofer kick)	4:38 (2nd)	(2-2)
49ERS	-- FG Cofer 25	0:00 (2nd)	(10-64)
RAMS	-- Kinchen 35 pass from Rubley (Zendejas kick)	10:11 (3rd)	(9-85)
49ERS	-- Logan 1 run (Cofer kick)	:34 (3rd)	(11-52)
RAMS	-- Bettis 1 run (Zendejas kick)	6:50 (4th)	(16-80)
49ERS	-- FG Cofer 28	1:56 (4th)	(12-74)
49ERS	-- McGruder 32 interception return (Cofer kick)	1:31 (4th)	

	RAMS	49ERS		RAMS	49ERS
First Downs	16	24	Passes(Att/Comp/Int).....	26-15-2	34-22-0
Total Net Yards.....	220	374	Punts-Average.....	4-37.0	3-32.0
Net Yards Rushing	110	129	Fumbles-Lost	1-1	5-1
Net Yards Passing	110	245	Penalties-Yards	6-40	6-50

INDIVIDUAL STATISTICS

Rushing

RAMS -- Bettis 21/72, 1 TD; Rubley 4/26; Kinchen 1/8; Gary 1/4.

49ERS -- Young 7/57; Walters 19/56, 1 TD; Logan 7/16, 2 TDs.



1993 in Review

Passing

RAMS -- Rubley 15/26 for 158 yards, 1 TD, 2 INTs.

49ERS -- Young 22/34 for 245 yards, 1 TD.

Receiving

RAMS -- Kinchen 3/64, 1 TD; Ellard 3/42; Drayton 3/17; McNeal 2/8; Bettis 1/8; Gary 1/8; Carter 1/7; Lester 1/4.

49ERS -- Rice 6/63; Watters 5/35; Taylor 4/90, 1 TD; Logan 4/34; Jones 1/9; Lee 1/8; Williams 1/6.

Defensive Leaders

RAMS -- Conlan 11 tackles; Stewart 9 tackles; Phifer 9 tackles, 1 fumble recovery; Boykin 1 forced fumble.

49ERS -- Johnson 7 tackles, 1 sack for 7 yards, 1 INT, 1 forced fumble, 1 fumble recovery; Brown 6 tackles; Fagan 1 sack for 8 yards; Wilson 3 sacks for 18 yards; Smith 1 sack for 9 yards; Washington 1 sack for 6 yards; McGruder 1 INT.

GAME 9 at Tampa Bay, Nov. 14 49ers 45, Buccaneers 21

QB Steve Young threw for 311 yards and **WR Jerry Rice** had four TD receptions as San Francisco defeated the Tampa Bay Buccaneers 45-21 at Tampa Stadium.

After the opening kickoff, Young guided the 49ers 80 yards in 10 plays, the TD coming with a 12-yard pass to Rice. **K Mike Cofer** made it 10-0 on a 44-yard FG. The points were set up when **LB Bill Romanowski** recovered RB Vince Workman's fumble on the Tampa 34. The lead expanded to 17-0 after **G Ralph Tamm** recovered **RB Ricky Watters'** fumble at the one and fell into the end zone with his first NFL TD.

The Bucs got on the scoreboard for the first time when QB Craig Erickson connected with RB Gary Anderson for 14 yards, cutting the lead to 17-7. On the ensuing kickoff, the 49ers failed to field the ball and Tampa Bay recovered at the SF 18. The next play saw Erickson hit Workman for the Buccaneers' second TD in a span of 14 seconds. San Francisco didn't fold and put the game away before halftime, as Young and Rice combined two more times (51 and nine yards) that made the score 31-14 at the intermission.

Tampa Bay took the second half kickoff and 12 plays later cut the lead to 31-21 as Workman scored from three yards away. The duo of Young and Rice, however, clicked for the fourth time, a 26-yard effort late in the quarter that bumped the lead to 38-21. **RB Ricky Watters** scored the final TD of the game on a one-yard scamper around the left end.

Young, completed 23 of 29 passes before being replaced by **QB Steve Bono** in the fourth quarter. Rice caught eight passes for 172 yards on the afternoon, while Watters paced the rushing attack with 88 yards.

49ERS	10	21	7	7	- 45
BUCCANEERS	0	14	7	7	- 21

49ERS	-- Rice 12 pass from Young (Cofer kick)	9:44 (1st)	(10-80)
49ERS	-- FG Cofer 44	5:52 (1st)	(4-8)
49ERS	-- Tamm 1 fumble recovery (Cofer kick)	11:24 (2nd)	(9-90)
BUCS	-- Anderson 14 pass from Erickson (Husted kick)	8:31 (2nd)	(5-80)
BUCS	-- Workman 18 pass from Erickson (Husted kick)	8:17 (2nd)	(1-18)
49ERS	-- Rice 51 pass from Young (Cofer kick)	7:19 (2nd)	(2-58)
49ERS	-- Rice 9 pass from Young (Cofer kick)	:51 (2nd)	(12-68)
BUCS	-- Workman 3 run (Husted kick)	8:34 (3rd)	(12-50)
49ERS	-- Rice 26 pass from Young (Cofer kick)	2:35 (3rd)	(11-80)
49ERS	-- Watters 1 run (Cofer kick)	9:01 (4th)	(5-51)

	49ERS	BUCS		49ERS	BUCS
First Downs	27	18	Passes(Att/Comp/Int).....	34-25-0	33-19-1
Total Net Yards	448	322	Punts-Average	3-35.7	3-47
Net Yards Rushing	124	94	Fumbles-Lost	2-0	4-3
Net Yards Passing	325	228	Penalties-Yards	8-65	4-41

INDIVIDUAL STATISTICS

Rushing

49ERS -- Watters 19/88, 1 TD; Young 3/17; Logan 3/10; Lee 4/9; Walker 1/2, Bono 2/-2.

BUCCANEERS -- Workman 10/35, 1 TD; Anderson 7/30, Royster 2/20; Erickson 1/5; Copeland 1/4.

Passing

49ERS -- Young 23/29 for 311 yards, 4 TDs, Bono 2/5 for 14 yards.

BUCCANEERS -- Erickson 17/27 for 239 yards, 2 TDs, 1 INT; Weldon 2/5 for 15 yards; Moore 0/1.

Receiving

49ERS -- Rice 8/172, 4 TDs; Watters 5/35; Taylor 4/51; Logan 3/32; Jones 2/17; Williams 2/14; Walker 1/4.

BUCCANEERS -- Workman 6/68, 1 TD; Anderson 4/31, 1 TD; Copeland 3/71; Harris 1/25; Wilson 1/19; Thomas 1/12; Moore 1/10; Hall 1/9; Hawkins 1/9.

Defensive Leaders

49ERS -- Hanks 7 tackles; Romanowski 7 tackles, 1 fumble recovery; Stubblefield 1.5 sacks for 11.5 yards; Roberts 1 sack for 11 yards; Brown .5 sack for 3.5 yards; Fagan 1 forced fumble; Davis 1 forced fumble; McDonald 1 fumble recovery.

BUCCANEERS -- Nickerson 8 tackles, 1 forced fumble; Reynolds 6 tackles; Carter 5 tackles, 1 fumble recovery.

GAME 10 vs. New Orleans, Nov. 22 49ers 42, Saints 7

San Francisco laid claim to first place in the NFC West with a 42-7 win over the New Orleans Saints at Candlestick Park.

A then Candlestick Park-record crowd of 66,500 saw the 49ers jump to an early 7-0 lead when **S Merton Hanks** made a diving interception of a QB Wade Wilson pass, then returned the theft 67 yards for a touchdown. The Niners then put the game away on three consecutive possessions in the second quarter. Hanks set the stage for the scoring spree with his second interception of the evening, returning the ball 27 yards to the Saints' 22. On the first play, **QB Steve Young** hit **WR John Taylor** with the scoring toss that made it 14-0. The next series saw Young move the team 85 yards in six plays, the points coming when he found **WR Jerry Rice** in the left flat for an 11-yard score. San Francisco's final points of the half were scored when he capped a 75-yard drive in nine plays with a seven-yard run, bringing the intermission score to 28-0.

The third quarter was more of the same, as the 49ers scored on their first two possessions of the half. **RB Marc Logan** made it 35-0 when he scored from the five, and minutes later it expanded to 42-0 on Young's third TD pass of the game, a 14-yard effort to Rice. New Orleans avoided the shutout when **QB Mike Buck** hit **WR Floyd Turner** for a six-yard TD.

Young was 14 of 21 for 205 yards and three TDs, and rushed for 34 yards and a score. Taylor had six receptions for 90 yards, while Rice and **TE Brent Jones** each posted four. **RB Ricky Watters** paced the ground game with 116 yards rushing.

Defensively, Hanks led the way, recording five tackles and two interceptions for 94 yards. **LB Bill Romanowski**, **DE Martin Harrison** and **DTs Dana Stubblefield** and **Ted Washington** each registered a sack.

SAINTS	0	0	0	7	-	7
49ERS	7	21	14	0	-	42

49ERS	-- Hanks 67 interception return (Cofer kick)	8:06 (1st) *
49ERS	-- Taylor 22 pass from Young (Cofer kick)	11:55 (2nd) (1-22)
49ERS	-- Rice 11 pass from Young (Cofer kick)	4:25 (2nd) (6-85)
49ERS	-- Young 7 run (Cofer kick)	:24 (2nd) (9-75)
49ERS	-- Logan 5 run (Cofer kick)	9:46 (3rd) (10-81)
49ERS	-- Rice 14 pass from Young (Cofer kick)	5:54 (3rd) (3-47)
SAINTS	-- Turner 6 pass from Buck (Andersen kick)	1:48 (4th) (6-85)



1993 in Review

	SAINTS	49ERS	SAINTS	49ERS
First Downs	17	25	Passes(Att/Comp/Int).....	30-16-4 25-17-0
Total Net Yards.....	261	455	Punts-Average.....	6-42.3 2-37.5
Net Yards Rushing	119	219	Fumbles-Lost	1-0 1-1
Net Yards Passing.....	142	236	Penalties-Yards	2-20 2-19

INDIVIDUAL STATISTICS

Rushing

SAINTS -- Muster 6/38; McAfee 7/33; Brown 5/27; Wilson 1/11; Ned 3/10; Hilliard 1/0.

49ERS -- Watters 16/116; Rathman 5/39; Young 3/34, 1 TD; Lee 5/10; Bono 4/8; Logan 2/7, 1 TD; Carter 3/5.

Passing

SAINTS -- Wilson 6/15 for 46 yards, 3 INTs; Buck 10/15 for 122 yards, 1 TD, 1 INT.

49ERS -- Young 14/21 for 205 yards, 3 TDs; Bono 3/4 for 39 yards.

Receiving

SAINTS -- Turner 5/47, 1 TD; Muster 3/21; Early 2/48; Hilliard 2/11; Smith 1/19; Martin 1/12; Ned 1/7; McAfee 1/3.

49ERS -- Taylor 6/90, 1 TD; Rice 4/62, 2 TDs; Jones 4/53; Singleton 2/28; Williams 1/11.

Defensive Leaders

SAINTS -- Johnson 9 tackles, 1 sack for 6 yards, 1 forced fumble; Williams 9 tackles; Goff 1 sack for 2 yards; Port 1 fumble recovery; Atkins 1 fumble recovery.

49ERS -- Washington 6 tackles, 1 sack for 6 yards; Stubblefield 5 tackles, 1 sack for 9 yards; Romanowski 1 sack for 5 yards, 1 forced fumble; Harrison 1 sack for 6 yards; Hanks 2 INTs; Davis 1 INT; McDonald 1 INT.

GAME 11 at L.A. Rams, Nov. 29 49ers 35, Rams 10

San Francisco continued its hold on first place in the NFC West with a 35-10 victory over the Los Angeles Rams in Anaheim.

The 49ers wasted little time getting on the scoreboard, taking their first drive and marching 72 yards for the score, the points coming when **RB Ricky Watters** scampered around left end for the TD. Los Angeles cut the deficit to 7-3 after **K Tony Zendejas** kicked a 25-yard FG, but that would be as close as the Rams would get. **QB Steve Young** concluded an 85-yard drive with a 39-yard scoring pass to **WR Jerry Rice**. Later in the quarter, Watters took a pass from Young, eluded a Ram defender and traveled 48 yards for the TD that made it 21-3.

The third quarter opened in the same fashion. Following the kickoff, Young used the second play from scrimmage to team with **WR John Taylor** for a 76-yard TD strike and a 28-3 lead. Young threw his fourth TD pass of the game and second to Rice, a seven-yard effort that finished an 11-play drive early in the final period. The Rams' answered minutes later as **QB T.J. Rubley** hit **WR Henry Ellard** for a 14-yard score, bringing the final to 35-10.

It was a huge day for the 49ers' offense. Young completed 26 of 32 for a career-high 462 yards and four TDs. Rice had eight receptions for 166 yards, while Taylor added six for 150 yards. Watters produced 129 yards in total offense and scored two TDs.

49ERS.....	7	14	7	7	- 35
RAMS	3	0	0	7	- 10

49ERS	-- Watters 6 run (Cofer kick)	8:10 (1st)	(10-72)
RAMS	-- FG Zendejas 25	1:05 (1st)	(14-70)
49ERS	-- Rice 39 pass from Young (Cofer kick)	11:54 (2nd)	(7-85)
49ERS	-- Watters 48 pass from Young (Cofer kick)	1:50 (2nd)	(8-80)
49ERS	-- Taylor 76 pass from Young (Cofer kick)	14:04 (3rd)	(2-80)
49ERS	-- Rice 7 pass from Young (Cofer kick)	10:04 (4th)	(11-63)
RAMS	-- Ellard 14 pass from Rubley (Zendejas kick)	7:26 (4th)	(5-82)

1993 in Review



	49ERS	RAMS	49ERS	RAMS
First Downs	25	17	Passes(Att/Comp/Int).....	37-28-1
Total Net Yards.....	539	300	Punts-Average.....	3-37.7
Net Yards Rushing	64	161	Fumbles-Lost	0-0
Net Yards Passing	475	139	Penalties-Yards	5-30
				4-30

INDIVIDUAL STATISTICS

Rushing

49ERS -- Watters 18/47, 1 TD; Logan 3/12; Young 2/3; Rathman 2/2.

RAMS -- Bettis 18/133; Gary 6/22; Rubley 3/6.

Passing

49ERS -- Young 26/32 for 462 yards, 4 TDs, 1 INT; Bono 2/5 for 26 yards.

RAMS -- Rubley 13/28 for 167 yards, 1 TD, 1 INT.

Receiving

49ERS -- Rice 8/166, 2 TDs; Taylor 6/150, 1 TD; Watters 5/82, 1 TD; Jones 4/53; Rathman 2/17; Williams 2/15; Beach 1/5.

RAMS -- Ellard 5/90, 1 TD; Anderson 3/34; Gary 2/20; Bettis 2/17; Lester 1/6.

Defensive Leaders

49ERS -- Romanowski 6 tackles; Smith 5 tackles; Walter 5 tackles; Kelly 1 sack for 19 yards; Harrison 1 sack for 9 yards; McGruder 1 INT.

RAMS -- Henderson 8 tackles, 1 sack for 0 yards; Stewart 7 tackles; Stokes 2 sacks for 10 yards; Robinson 1 sack for 3 yards; Rolling 1 INT.

GAME 12 vs. Cincinnati, Dec. 5 49ers 21, Bengals 8

San Francisco won its club-record 13th consecutive regular season home game, defeating the Cincinnati Bengals 21-8 at Candlestick Park.

The 49ers wasted little time in generating the first points of the game. Following the opening kickoff, **QB Steve Young** hit **WR Jerry Rice** for 43 yards, then **WR John Taylor** for 15, moving the ball to the Cincinnati seven. From there, **RB Ricky Watters** carried twice, the second resulting in a two-yard TD run. Minutes later, the Bengals cut into the lead, thanks in part to their defense. LB Alfred Williams sacked Young in the end zone, resulting in a safety and a 7-2 score. Cincinnati then used two FGs by K Doug Pelfrey (48 & 39 yards) to take an 8-7 lead into the locker room at the intermission.

Special teams helped the 49ers regain the lead in the third quarter. **RB Amp Lee** foiled Cincinnati P Lee Johnson's attempt at a fake punt by batting away an attempted pass, giving San Francisco the ball at the Bengals' 44. The Niners took seven plays to score, with Watters recording his second TD of the evening from two yards to give the Niners a 14-8 lead. Watters then scored his third TD of the game on the first play of the fourth quarter, a four-yard effort that made the final 21-8.

LB Bill Romanowski paced the defense with a career-high 15 tackles, while **CB Eric Davis** had an interception.

BENGALS	2	6	0	0	-	8
49ERS	7	0	7	7	-	21

49ERS	-- Watters 2 run (Cofer kick)	12:59 (1st)	(4-65)
BENGALS	-- Safety - A. Williams tackled Young in end zone	4:47 (1st)	
BENGALS	-- FG Pelfrey 48	9:12 (2nd)	(11-42)
BENGALS	-- FG Pelfrey 39	3:41 (2nd)	(6-23)
49ERS	-- Watters 2 run (Cofer kick)	6:32 (3rd)	(7-44)
49ERS	-- Watters 4 run (Cofer kick)	14:57 (4th)	(11-56)



1993 in Review

	BENGALS	49ERS		BENGALS	49ERS
First Downs	19	19	Passes(Att/Comp/Int).....	44-23-1	25-13-2
Total Net Yards.....	339	284	Punts-Average.....	2-44.5	3-41.0
Net Yards Rushing	144	111	Fumbles-Lost	1-0	0-0
Net Yards Passing	195	173	Penalties-Yards	5-35	6-51

INDIVIDUAL STATISTICS

Rushing

BENGALS -- Green 19/60; Fenner 10/53; Klingler 4/31.

49ERS -- Watters 17/78, 3 TDs; Young 4/21; Rice 1/9; Logan 2/4; Lee 2/-1.

Passing

BENGALS -- Klingler 13/19 for 97 yards, 1 INT; Schroeder 10/24 for 98 yards; Johnson 0 for 1.

49ERS -- Young 13/25 for 179 yards, 2 INTs.

Receiving

BENGALS -- Green 7/32; Fenner 5/40; McGee 3/37; Query 3/36; Robinson 2/15; Frisch 2/13; Miles 1/22.

49ERS -- Rice 4/82; Jones 4/51; Watters 2/26; Taylor 1/15; Logan 1/9; Young 1/-4.

Defensive Leaders

BENGALS -- D. Williams 13 tackles; Vinson 7 tackles; Brim 1 INT; Francis 1 INT; Kozerski 1 fumble recovery; A. Williams 1 sack for 6 yards.

49ERS -- Romanowski 15 tackles, 1 forced fumble; Walter 11 tackles; McDonald 9 tackles; Davis 1 INT; Wilson 5 tackles.

GAME 13 at Atlanta, Dec. 12 Falcons 27, 49ers 24

The Atlanta Falcons overcame a 17-point deficit in the second half to defeat San Francisco 27-24 at the Georgia Dome.

NT Dana Stubblefield helped put the 49ers on the board first when he forced a fumble by Atlanta RB **Erric Pegram** that was recovered by **NT Ted Washington** at the Falcons' six. **QB Steve Young** then hit **RB Amp Lee** for a six-yard TD pass, giving the Niners a 7-0 lead. The Falcons answered immediately, moving 74 yards in five plays, with **QB Bobby Hebert** connecting with **WR Andre Rison** for a five-yard scoring pass. San Francisco then went on a time consuming march to regain the lead, marching 77 yards on 14 plays. The drive took 6:43 off the clock before **FB Tom Rathman** scored his first TD of the season, on a two-yard run early in the second quarter. **K Mike Cofer** added a 32-yard FG before the half to give the 49ers a 17-7 lead.

The Niners expanded the lead to 24-7 in the third quarter as Young scampered into the end zone from 10 yards away, capping an 83-yard drive. Atlanta then started its comeback.

Following the ensuing kickoff, Hebert moved the squad 80 yards in nine plays and finished it with a one-yard pass to **WR Mike Haynes**, cutting the deficit to 24-14. Minutes later, San Francisco **RB Dexter Carter** misplayed a punt and the Falcons recovered at the 49ers' six. From there, Hebert threw his third TD pass of the game and his second to Rison, a six-yard effort that made it 24-21. **K Norm Johnson** then kicked a 47-yard FG with a little over two minutes remaining to tie the contest at 24-24. On the ensuing kickoff, Carter fumbled the ball after being hit by **Darion Connor** and the Falcons recovered at the 49ers 18. Johnson then split the uprights from 37 yards out for the winning points.

Young was 24 of 39 for 268 yards, had two interceptions and a TD. **WR Jerry Rice** had six receptions for 106 yards, while Lee gained a team-high 55 yards in 13 attempts.

Stubblefield had nine tackles and two sacks to pace the defense.

49ERS.....	7	10	7	0	- 24
FALCONS.....	7	0	0	20	- 27

49ERS	-- Lee 6 pass from Young (Cofer kick)	5:44 (1st)	(2-6)
FALCONS	-- Rison 5 pass from Hebert (Johnson kick)	2:28 (1st)	(5-74)
49ERS	-- Rathman 2 run (Cofer kick)	10:45 (2nd)	(14-77)

1993 in Review



49ERS	-- FG Cofer 32	:34 (2nd)	(11-66)
49ERS	-- Young 10 run (Cofer kick)	2:22 (3rd)	(9-83)
FALCONS	-- Haynes 1 pass from Hebert (Johnson kick)	13:37 (4th)	(9-80)
FALCONS	-- Rison 6 pass from Hebert (Johnson kick)	6:48 (4th)	(3-6)
FALCONS	-- FG Johnson 47	2:12 (4th)	(8-33)
FALCONS	-- FG Johnson 37	:28 (4th)	(4-0)

	49ERS	FALCONS	49ERS	FALCONS
First Downs	22	20	Passes (Att/Comp/Int).....	39-24-2 39-24-0
Total Net Yards	330	362	Punts-Average	4-42 4-46.5
Net Yards Rushing	79	92	Fumbles-Lost	6-2 2-1
Net Yards Passing	251	270	Penalties-Yards	4-30 9-80

INDIVIDUAL STATISTICS

Rushing

49ERS -- Lee 13/55; Young 3/16, 1 TD; Rathman 2/5, 1 TD; Logan 1/3.

FALCONS -- Broussard 7/37; Pegram 11/34; Hebert 6/18; Mims 1/3.

Passing

49ERS -- Young 24/39 for 268 yards, 1 TD, 2 INTs.

FALCONS -- Hebert 24/39 for 290 yards, 3 TDs.

Receiving

49ERS -- Rice 6/105; Williams 4/23; Taylor 3/48; Jones 3/28; Lee 3/8, 1 TD; Logan 2/28; Rathman 2/14; Carter 1/14.

FALCONS -- Rison 6/107, 2 TDs; Pritchard 6/57; Haynes 5/40, 1 TD; Hill 2/39; Pegram 2/19; Mims 1/17; Sanders 1/7; Broussard 1/4.

Defensive Leaders

49ERS -- Stubblefield 9 tackles, 2 sacks for 6 yards, 1 forced fumble; McGruder 8 tackles; Romanowski 8 tackles; Brown 7 tackles, 1 sack for 6 yards, 1 forced fumble; Wilson 1 sack for 8 yards; Washington 1 fumble recovery.

FALCONS -- Tuggle 10 tackles, 1 sack for 1 yard; Holt 1 sack for 9 yards; Smith 1 sack for 7 yards, 1 forced fumble; Sanders 2 INTs, 1 forced fumble.

GAME 14 at Detroit, Dec. 19

49ers 55, Lions 17

The 49ers captured the 1993 NFC Western Division title with a 55-17 victory over the Detroit Lions at the Silverdome. A total of six different players scored touchdowns for the Niners, who generated a season-high 565 yards in total offense.

QB Steve Young and **WR John Taylor** started the scoring early, connecting on the team's third play from scrimmage for a 68-yard score. Minutes later, Young threw his second TD pass of the quarter, a 20-yard toss to **WR Sanjay Beach**, that made it 14-0. Detroit answered with a **K Jason Hansen** 51-yard FG on the first play of the second quarter that cut the lead to 14-3. That would be as close as the Lions would get. Following the ensuing kickoff, Young hit **WR Jerry Rice** with an 80-yard TD pass that made the score 21-3. On that play, Rice wrestled the ball from CB Kevin Scott, kept his balance and raced the rest of the way for his 123rd career TD. The next 49ers series consisted of 14 plays and took eight minutes off the clock, with the TD coming from **FB Tom Rathman** on a two-yard plunge. **LB Larry Kelm** then jarred the ball from Mel Gray on the kickoff with Beach recovering. That set the stage for **K Mike Cofer's** 43-yard FG that made it 31-3. Detroit closed the score to 31-10 prior to the end of the first half as QB Erik Kramer threw a 12-yard pass to RB Derrick Moore.

San Francisco continued its scoring onslaught in the third quarter as Rathman capped the team's first drive of the half with a one-yard run. Young then hit **RB Amp Lee** with a 12-yard pass that made the score 45-10. Cofer had a 21-yard FG and **RB Dexter Carter** a 50-yard run to close the afternoon's scoring.

Young completed 17 of 23 passes for 354 yards and four TDs. Rice (4-132) and Taylor (4-115) paced the receivers, while Lee totaled 116 yards of total offense in his second start of the season. Kelm forced three fumbles, two on special teams.



1993 in Review

49ERS
LIONS

14	17	14	10	7	55
0	10	0	0	17	

49ERS

-- Taylor 68 pass from Young (Cofor kick)
-- Beach 20 pass from Young (Cofor kick)
-- Fg Hanson 51

LIONS

-- Rice 80 pass from Young (Cofor kick)

49ERS

-- Rathman 2 run (Cofor kick)
-- Fg Cofor 43

LIONS

-- Moore 12 pass from Kramer (Hanson kick)

49ERS

-- Rathman 1 run (Cofor kick)

49ERS

-- Lee 12 pass from Young (Cofor kick)

49ERS

-- Fg Cofor 21

LIONS

-- Moore 31 pass from Kramer (Hanson kick)
-- Carter 50 run (Cofor kick)

49ERS

First Downs

Total Net Yards

Net Yards Rushing

Net Yards Passing

INDIVIDUAL STATISTICS

Rushing

49ERS -- Lee 18/66; Carter 1/50, 1 TD; Young 3/19; Walker 4/15; Rathman 7/13, 2 TDs; Taylor 1/12; Bono 3/-3.

LIONS

-- Moore 14/66; Kramer 3/8; Lynch 1/7.

Passing

49ERS -- Young 17/23 for 354 yards, 4 TDs; Bono 3/5 for 39 yards.

Receiving

49ERS -- Lee 6/50, 1 TD; Rice 4/132, 1 TD; Taylor 4/115, 1 TD; Jones 3/51; Beach 2/31, 1 TD; Williams 1/8.

LIONS

-- D. Moore 6/67, 1 TD; H. Moore 4/74, 1 TD; Pettiman 3/23; Green 2/21; Holman 2/15; Matthews 1/13; Lynch 1/7.

Defensive Leaders

49ERS -- Romanowski 5 tackles; K. Wilson 1 sack for 4.5 yards; T. Wilson .5 sack for 4.5 yards; Smith .5 sack for 4.5 yards; Thomas 1 forced fumble.

LIONS -- Spielman 11 tackles; Jamison 8 tackles; Scott 5 tackles; White 5 tackles; Colon 1 forced fumble.

GAME 15 vs. Houston, Dec. 25

Oilers 10, 49ers 7

In what was billed as a shootout between two of the NFL's premier offensive teams, Houston defeated

ed San Francisco, 10-7 in a defensive struggle at Candlestick Park.

Following a scoreless first quarter, Houston put together all 10 of its points in the second stanza.

Blaine Bishop stripped the ball from QB Steve Young, then recovered the fumble at the 49ers 26.

Houston QB Warren Moon then threw a seven-yard scoring pass to WR Ernest Givens that gave the

Oilers a 10-0 advantage.

San Francisco scored its first points of the game in the fourth quarter, as RB Amp Lee scampered

from eight yards away, cutting the deficit to 10-7, but the Oilers held on to record the victory.

Young started the game and was 15 of 29 for 178 yards and two interceptions before his scheduled

replacement by Steve Bono in the third quarter. Bono completed 11 of 13 passes for 79 yards in a little

over a quarter of playing time. WR Jerry Rice led the receivers with 10 receptions, while Lee posted

160

— 1994 San Francisco 49ers —

1993 in Review



S Dana Hall paced the defensive squad with six tackles, and **CB Michael McGruder** recorded two interceptions.

OILERS	0	10	0	0	- 10
49ERS	0	0	0	7	- 7
OILERS	-- FG Del Greco 24			13:25 (2nd)	(7-64)
OILERS	-- Givens 7 pass from Moon (Del Greco kick)			10:20 (2nd)	(3-18)
49ERS	-- Lee 8 run (Cofor kick)			12:11 (4th)	(12-73)
OILERS					
49ERS					
First Downs	16	20	Passes(Att/Comp/Int).....	29-14-3	42-26-2
Total Net Yards.....	311	337	Punts-Average.....	4-44.3	4-40
Net Yards Rushing	116	90	Fumbles-Lost	0-0	1-1
Net Yards Passing	195	247	Penalties-Yards	6-34	1-5

INDIVIDUAL STATISTICS

Rushing

OILERS -- Brown 19/114; Moon 1/5; Carlson 3/-3.

49ERS -- Lee 16/65, 1 TD; Young 5/20; Rathman 1/4; Carter 1/1.

Passing

OILERS -- Moon 11/26 for 158 yards, 1 TD, 3 INTs; Carlson 3/3 for 46.

49ERS -- Young 15/29 for 178 yards, 2 INTs; Bono 11/13 for 79 yards.

Receiving

OILERS -- Wellman 4/82; Givins 4/35, 1 TD; Jeffries 3/30; Duncan 2/37; Brown 1/20.

49ERS -- Rice 10/83; Lee 5/45; Taylor 3/40; Rathman 3/37; Jones 3/17; Turner 1/21; Beach 1/14.

Defensive Leaders

OILERS -- Marshall 7 tackles; Bishop 7 tackles, 1 sack for 8 yards, 1 forced fumble, 1 fumble recovery; Orlando 6 tackles; Jackson 6 tackles, 1 INT; Dishman 1 INT; Montgomery 1 sack for 2 yards.

49ERS -- Romanowski 7 tackles, 1 sack for 2 yards; Hall 6 tackles; Stubblefield 4 tackles, 1 sack for 6 yards; T. Wilson 1 sack for 1 yard; McGruder 2 INTs; Griffin 1 INT.

GAME 16 vs. Philadelphia, Jan. 3 Eagles 37, 49ers 34 (OT)

The San Francisco 49ers finished regular season with a thrilling, albeit disappointing 37-34 overtime loss to the Philadelphia Eagles at Candlestick Park. The Monday Night Football audience was treated with a wild affair that featured several dramatic momentum shifts that saw the 49ers rally from deficits of 21 and 10 points, before falling when K Roger Ruzek kicked a 28-yard FG as time expired in the extra period.

Philadelphia jumped to an early 10-0 lead in the first quarter after Ruzek capped the Eagles' first drive of the game with a 34-yard FG. Then, on the 49ers' third play from scrimmage, LB William Thomas stripped the ball from **QB Steve Young** and LB Byron Evans returned the fumble 30 yards for the score. San Francisco answered with a **K Mike Cofor** FG of 30 yards, cutting the deficit to 10-3.

Philadelphia then marched 76 yards, the drive culminating with QB Bubby Brister's 13-yard scoring pass to WR Calvin Williams to make it 17-3. Brister then led the Eagles to their third TD of the half, hitting WR Michael Young for an eight-yard score, bringing it to 24-3. The Niners scored with 1:53 remaining when Young threw three yards to **WR Jerry Rice** to make it 24-10 at the intermission.

Following **RB Dexter Carter's** 60-yard return of the second half kickoff, **RB Ricky Watters** capped a nine-play drive with an 11-yard run. After forcing the Eagles to punt, Young hit **WR John Taylor** for a 38-yard score, tying the game at 24-24. Philadelphia again took the lead when Brister threw a 21-yard effort to RB Herschel Walker that made it 31-24. Ruzek also kicked a 32-yard FG late in the quarter, giving the Eagles a 34-24 advantage in the fourth quarter. **QB Steve Bono**, who took over for Young, scored his first touchdown as a 49er with a one-yard plunge, cutting the deficit to 34-31. Cofor then tied the contest at 34-34 with a 29-yard FG with :12 remaining.

The Niners threatened on their initial drive of overtime, but came away empty-handed on an FG attempt. After the teams exchanged punts, Ruzek capped an Eagles' drive with his game-winning kick.



1993 in Review

EAGLES10	14	10	0	3	- 37
49ERS3	7	14	10	0	- 34
EAGLES	-- FG Ruzek 34			9:52 (1st)		(11-55)
EAGLES	-- Evans 30 fumble return (Ruzek kick)			7:36 (1st)		
49ERS	-- FG Cofer 30			3:35 (1st)		(7-46)
EAGLES	-- Williams 13 pass from Brister (Ruzek kick)			11:59 (2nd)		(12-76)
EAGLES	-- Young 8 pass from Brister (Ruzek kick)			6:29 (2nd)		(8-64)
49ERS	-- Rice 3 pass from Young (Cofer kick)			1:53 (2nd)		(11-79)
49ERS	-- Watters 11 run (Cofer kick)			9:32 (3rd)		(9-38)
49ERS	-- Taylor 38 pass from Young (Cofer kick)			7:17 (3rd)		(2-47)
EAGLES	-- Walker 21 pass from Brister (Ruzek kick)			3:49 (3rd)		(2-69)
EAGLES	-- FG Ruzek 32			1:16 (3rd)		(6-25)
49ERS	-- Bono 1 run (Cofer kick)			4:41 (4th)		(9-42)
49ERS	-- FG Cofer 29			12 (4th)		(10-86)
EAGLES	-- FG Ruzek 28			00 (OT)		(9-68)
First Downs23	31	Passes/Att/Comp/Int	43-26-1	48-33-1	
Total Net Yards381	477	Points-Average	4-41	2-47	
Net Yards Rushing74	131	Fumbles-Lost	1-0	4-2	
Net Yards Passing307	346	Penalties-Yards	12-83	11-91	

INDIVIDUAL STATISTICS

Rushing

EAGLES -- Joseph 13/51; Walker 9/25; Brister 1/-2.

49ERS -- Watters 11/54, 1 TD; Carter 4/17; Rathman 1/17; Logan 5/15; Young 2/12; Bono 3/11, 1 TD; Taylor 1/5.

Passing

EAGLES -- Brister 26/43 for 350 yards, 3 TDs, 1 INT.

49ERS -- Young 15/19 for 165 yards, 2 TDs; Bono 18/29 for 219 yards, 1 INT.

Receiving

EAGLES -- Walker 7/75, 1 TD; Joseph 6/109; Williams 5/63, 1 TD; Young 4/40, 1 TD; Bavaro 2/25; Lofton 1/32; Bailey 1/6.

49ERS -- Jones 7/57; Rice 6/53, 1 TD; Singleton 5/92; Logan 5/60; Taylor 3/61, 1 TD; Carter 2/26; Watters 2/13; Williams 1/10; Rathman 1/9; Beach 1/3.

Defensive Leaders

EAGLES -- Evans 12 tackles, 1 INT, 1 forced fumble, 1 fumble recovery; Thomas 8 tackles, 1 sack for 13 yards, 2 forced fumbles; Harmon 3 sacks for 14 yards, 1 forced fumble, 1 fumble recovery.

49ERS -- Hanks 9 tackles; Walter 9 tackles; K. Wilson 2 sacks for 28 yards; Romanowski 1 sack for 15 yards; Griffin 1 INT.

NFC DIVISIONAL PLAYOFF, Jan. 15

49ers 44, Giants 3

Behind a single-game playoff-record five touchdowns from **RB Ricky Watters**, the 49ers defeated the New York Giants, 44-3, in the NFC Divisional Playoff Game at Candlestick Park.

San Francisco took the opening kickoff and marched 80 yards in eight plays, with the drive culminating with Watters' first score of the game, a one-yard plunge that made it 6-0 (**K Mike Cofer's PAT** hit the upright). The lead expanded to 9-0 when Cofer connected on a 29-yard FG minutes later. On New York's next play, **S Tim McDonald** intercepted QB Phil Simms' pass and returned the ball to the NY 41. From there, the 49ers scored on their third consecutive possession, another one-yard run by Watters that built the lead to 16-0. After forcing the Giants to punt, San Francisco marched 92 yards in eight plays and took a 23-0 lead when Watters ran in from the two. **K David Treadwell's** 25-yard FG as time expired in the first half cut the deficit to 23-3 at the intermission.

In the third quarter, Watters scored again, this time on a six-yard run to make it 30-3. The San



Francisco defense held the Giants on downs, and the offense wasted little time in taking advantage, moving 35 yards in five plays with Watters recording his fifth TD from the two and a 37-3 lead. **RB Marc Logan** scored the final points with a two-yard run early in the fourth quarter, bringing the final to 44-3.

In addition to his record five TDs, Watters rushed for 118 yards on 24 carries and caught five passes for 46 yards. **LB Bill Romanowski** posted a team-high six tackles, while **LB Ravin Caldwell**, **CB Eric Davis** and **McDonald** each recorded interceptions. **DT Dana Stubblefield** has two sacks.

GIANTS0	3	0	0	- 3
49ERS9	14	14	7	- 44
49ERS	-- Watters 1 run (kick failed)			10:33 (1st)	(8-80)
49ERS	-- FG Cofer 29			4:53 (1st)	(7-37)
49ERS	-- Watters 1 run (Cofer kick)			14:58 (2nd)	(8-41)
49ERS	-- Watters 2 run (Cofer kick)			4:03 (2nd)	(8-92)
GIANTS	-- FG Treadwell 25			:00 (2nd)	(6-62)
49ERS	-- Watters 6 run (Cofer kick)			7:38 (3rd)	(7-50)
49ERS	-- Watters 2 run (Cofer kick)			1:09 (3rd)	(5-35)
49ERS	-- Logan 2 run (Cofer kick)			12:06 (4th)	(6-34)
GIANTS 49ERS GIANTS 49ERS					
First Downs12	25	Passes(Att/Comp/Int)35-18-3	24-19-0
Total Net Yards194	413	Punts-Average5-39.8	3-44.7
Net Yards Rushing41	178	Fumbles-Lost0-0	2-1
Net Yards Passing153	235	Penalties-Yards4-24	6-50

INDIVIDUAL STATISTICS

Rushing

GIANTS -- Hampton 7/12; Brown 1/8; Tillman 4/8; Bunch 2/5; Meggett 2/5; Simms 2/3; Jackson 1/0.

49ERS -- Watters 24/118, 5 TDs; Logan 9/40, 1 TD; Young 3/17; Rathman 2/7; Lee 1/5; Rice 1/9.

Passing

GIANTS -- Simms 12/25 for 124 yards, 2 INTs; Brown 6/10 for 56 yards, 1 INT.

49ERS -- Young 17/22 for 226 yards; Bono 2/2 for 15 yards.

Receiving

GIANTS -- McCaffrey 5/59; Meggett 3/17; Cross 2/32; Calloway 2/24; Jackson 2/16; Hampton 2/11; Tillman 1/14; Pierce 1/7.

49ERS -- Watters 5/46; Jones 4/39; Rice 3/43; Taylor 2/74; Rathman 2/16; Lee 2/15; Logan 1/8.

Defensive Leaders

GIANTS -- Collins 8 tackles, 1 forced fumble; Guyton 8 tackles; Raymond 6 tackles; Hamilton .5 sack for 3 yards; McGhee .5 sack for 3 yards.

49ERS -- Kelm 5 tackles; Romanowski 5 tackles; McDonald 5 tackles, 1 INT; Stubblefield 2 sacks for 13 yards; T. Wilson 1 sack for 6 yards; Washington .5 sack for 4 yards; Walter .5 sack for 4 yards; Davis 1 INT; Caldwell 1 INT.

NFC CHAMPIONSHIP, Jan. 23 Cowboys 38, 49ers 21

The Dallas Cowboys advanced to Super Bowl XXVIII with a 38-21 victory over the 49ers in the NFC Championship Game at Texas Stadium.

Dallas took the opening kickoff and marched 75 yards in 11 plays, for a score coming with RB Emmitt Smith scampering five yards for the touchdown. San Francisco tied the game on the first play of the second quarter as **QB Steve Young** hit **FB Tom Rathman** with a seven-yard toss.

Dallas then took control of the contest, recording 21 unanswered points in the second quarter. FB Darryl Johnston capped an 11-play, 80-yard drive by scoring on a four-year run, making it 14-7. Moments later, S Thomas Everett intercepted Young's pass at the 49ers' 38 and returned it to the 24. The Cowboys needed only four plays to score, the points coming as QB Troy Aikman found Smith in the flat for an 11-yard TD pass, increasing the lead to 21-7. After forcing San Francisco to punt, the Cowboys moved 72 yards with Aikman hitting TE Jay Novacek for the final 19 yards and a 28-7 halftime lead.



1993 in Review

San Francisco closed the gap to 28-14 with 5:47 remaining in the third quarter after RB Ricky Watters scored on a four-yard run, putting the finishing touches on a 43-yard drive.

The key play of the game came minutes later on the Cowboys' next possession. With Dallas facing a third-and-nine from its 19, QB Bernie Kosar, replacing the injured Aikman avoided the 49ers rush and hit WR Michael Irvin for 12 yards and the first down. Three plays later, Kosar connected with WR Alvin Harper for a 42 yard scoring pass and a 35-14 lead. K Eddie Murray then kicked a 50-yard FG before the Niners closed the scoring in the fourth quarter when Young plunged over from the one, bringing the final to 38-21.

49ERS0	7	7	7	- 21
COWBOYS7	21	7	3	- 38
COWBOYS	-- Smith 5 run (Murray kick)			8:41 (1st)	(11-75)
49ERS	-- Rathman 7 pass from Young (Cofer kick)			14:55 (2nd)	(9-80)
COWBOYS	-- Johnston 4 run (Murray kick)			9:48 (2nd)	(11-80)
COWBOYS	-- Smith 11 pass from Aikman (Murray kick)			6:04 (2nd)	(4-24)
COWBOYS	-- Novacek 19 pass from Aikman (Murray kick)			:58 (2nd)	(8-72)
49ERS	-- Watters 4 run (Cofer kick)			5:47 (3rd)	(6-43)
COWBOYS	-- FG Murray 50			9:52 (4th)	(8-30)
49ERS	-- Young 1 run (Cofer kick)			4:06 (4th)	(17-94)
	49ERS	COWBOYS	49ERS	COWBOYS	
First Downs24	24	Passes(Att/Comp/Int).....	45-27-1	28-19-0
Total Net Yards359	377	Punts-Average	4-45.5	4-41
Net Yards Rushing84	124	Fumbles-Lost2-0	0-0
Net Yards Passing275	253	Penalties-Yards6-46	4-29

INDIVIDUAL STATISTICS

Rushing

49ERS -- Young 7/38, 1 TD; Watters 12/37, 1 TD; Rathman 2/9.

COWBOYS -- Smith 23/88, 1 TD; Aikman 3/25; Johnston 4/13, 1 TD; Lassic 1/1; Kosar 2/-3.

Passing

49ERS -- Young 27/45 for 287 yards, 1 TD, 1 INT.

COWBOYS -- Aikman 14/18 for 177 yards, 2 TDs; Kosar 5/9 for 83 yards, 1 TD; Harper 0/1.

Receiving

49ERS -- Watters 7/33; Rice 6/83; Taylor 3/61; Williams 3/44; Jones 3/26; Logan 3/21; Turner 1/12; Rathman 1/7, 1 TD.

COWBOYS -- Smith 7/85, 1 TD; Harper 4/78, 1 TD; Novacek 4/57, 1 TD; Irvin 2/23; Johnston 2/17.

Defensive Leaders

49ERS -- Walter 8 tackles; Hanks 7 tackles; Brown 7 tackles, 1 sack for 7 yards; Griffin 6 tackles, 1 sack for 0 yards.

COWBOYS -- Norton 6 tackles; Maryland 1 sack for 2 yards; Haley 1 sack for 0 yards, 1 forced fumble; Jeffcoat 1 sack for 3 yards; Tolbert 1 sack for 7 yards; Everett 1 INT.

- 49ERS FACT -

San Francisco in NFC Championship Games (Record: 4-6)

1- 3-71 — Dallas 17, 49ers 10	1- 8-89 — 49ers 28, Chicago 3
1- 2-72 — Dallas 14, 49ers 3	1-14-90 — 49ers 30, L.A. Rams 3
1-10-82 — 49ers 28, Dallas 27	1-20-91 — N.Y. Giants 15, 49ers 13
1- 8-84 — Washington 24, 49ers 21	1-17-93 — Dallas 30, 49ers 20
1- 6-85 — 49ers 23, Chicago 0	1-23-94 — Dallas 38, 49ers 21

49ERS HISTORY





49ERS' TEAM-vs.-TEAM RESULTS

(National Football League — 1950-Present)

49ers vs. Arizona Cardinals

W-10 L-9 T-0

(Pts. — S.F. 431, Phoenix 389)

1951—Cardinals 27-21 (SF)*
1957—Cardinals 20-10 (SF)*
1962—49ers 24-17 (St.L.)
1964—Cardinals 23-13 (SF)
1968—49ers 35-17 (SF)
1971—49ers 26-14 (St.L.)

1974—Cardinals 34-9 (SF)
1976—Cardinals 23-20# (St.L.)
1978—Cardinals 16-10 (SF)
1979—Cardinals 13-10 (St.L.)
1980—49ers 24-21 (SF)#
1982—49ers 31-20 (St.L.)
1983—49ers 42-27 (St.L.)

1986—49ers 43-17 (SF)
1987—49ers 34-28 (SF)
1988—Cardinals 24-23 (P)
1991—49ers 14-10 (SF)
1992—Cardinals 24-14 (P)
1993—49ers 28-14 (SF)

* Chicago Cards

(St. L.) = St. Louis

(P) = Phoenix

49ers vs. Atlanta Falcons

W-32 L-21 T-1

(Pts. — S.F. 1,207, Atlanta 880)

1966—49ers 44-7 (A)
1967—49ers 38-7 (SF)
49ers 34-28 (A)
1968—49ers 28-13 (SF)
49ers 14-12 (A)
1969—Falcons 24-12 (A)
Falcons 21-7 (SF)
1970—Falcons 21-0 (A)
49ers 24-20 (SF)
1971—Falcons 20-17 (A)
49ers 24-3 (SF)
1972—49ers 49-14 (A)
49ers 20-0 (SF)
1973—49ers 13-9 (A)
Falcons 17-3 (SF)
1974—49ers 16-10 (A)
49ers 27-0 (SF)
1975—Falcons 17-3 (SF)
Falcons 31-9 (A)

1976—49ers 15-0 (SF)
Falcons 21-16 (A)
1977—Falcons 7-0 (SF)
49ers 10-3 (A)
1978—Falcons 20-17 (SF)
Falcons 21-10 (A)
1979—49ers 20-15 (SF)
Falcons 31-21 (A)
1980—Falcons 20-17 (SF)
Falcons 35-10 (A)
1981—Falcons 34-17 (A)
49ers 17-14 (SF)
1982—Falcons 17-7 (SF)
1983—49ers 24-20 (SF)
Falcons 28-24 (A)
1984—49ers 14-5 (SF)
49ers 35-17 (A)
1985—49ers 35-16 (SF)
49ers 38-17 (A)

1986—Tie 10-10 (A)#
49ers 20-0 (SF)
1987—49ers 25-17 (A)
49ers 35-7 (SF)
1988—Falcons 34-17 (SF)
49ers 13-3 (A)
1989—49ers 45-3 (SF)
49ers 23-10 (A)
1990—49ers 19-13 (SF)
49ers 45-35 (A)
1991—Falcons 39-34 (SF)
Falcons 17-14 (A)
1992—49ers 56-17 (SF)
49ers 41-3 (A)
1993—49ers 37-30 (SF)
Falcons 27-24 (A)

49ers vs. Buffalo Bills

W-2 L-3 T-0

(Pts. — S.F. 108, Buffalo 99)

1972—Bills 27-20 (B)
1980—Bills 18-13 (SF)

1983—49ers 23-10 (B)
1989—49ers 21-10 (SF)

1992—Bills 34-31 (SF)

49ers vs. Chicago Bears

W-27 L-25 T-1

(Pts. — S.F. 1,199, Chicago 1,066)

1950—Bears 32-20 (SF)
Bears 17-0 (C)
1951—Bears 13-7 (C)
1952—49ers 40-16 (C)
Bears 20-17 (SF)
1953—49ers 35-28 (C)
49ers 24-14 (SF)
1954—49ers 31-24 (C)
Bears 31-27 (SF)
1955—49ers 20-19 (C)
Bears 34-23 (SF)
1956—Bears 31-7 (C)
Bears 38-21 (SF)
1957—49ers 21-17 (C)
49ers 21-17 (SF)
1958—Bears 28-6 (C)
Bears 27-14 (SF)

1959—49ers 20-17 (SF)
Bears 14-3 (C)
1960—Bears 27-10 (C)
49ers 25-7 (SF)
1961—Bears 31-0 (C)
49ers 41-31 (SF)
1962—Bears 30-14 (SF)
49ers 34-27 (C)
1963—49ers 20-14 (SF)
Bears 27-7 (C)
1964—49ers 31-21 (SF)
Bears 23-21 (C)
1965—49ers 52-24 (SF)
Bears 61-20 (C)
1966—Tie 30-30 (C)
49ers 41-14 (SF)
1967—Bears 28-14 (SF)
1968—Bears 27-19 (C)

1969—49ers 42-21 (SF)
1970—49ers 37-16 (C)
1971—49ers 13-0 (SF)
1972—49ers 34-21 (C)
1974—49ers 34-0 (C)
1975—49ers 31-3 (SF)
1976—Bears 19-12 (SF)
1978—Bears 16-13 (SF)
1979—Bears 28-27 (SF)
1981—49ers 28-17 (SF)
1983—Bears 13-3 (C)
1984—49ers 23-0 (SF)+
1985—Bears 26-10 (SF)
1987—49ers 41-0 (SF)
1988—Bears 10-9 (C)
49ers 28-3 (C)+
1989—49ers 26-0 (SF)
1991—49ers 52-14 (SF)

49ers History



49ers vs. Cincinnati Bengals

1974—Bengals 21-3 (SF)
1978—49ers 28-12 (SF)
1981—49ers 28-3 (C)
49ers 26-21 (SB XVI)

W-8 L-1 T-0 (Pts. — S.F. 189, Cincinnati 141)

1984—49ers 23-17 (SF)
1987—49ers 27-26 (C)
1988—49ers 20-16 (SBXXIII)

1990—49ers 20-17 (C)#
1993—49ers 21-8 (SF)

49ers vs. Cleveland Browns

1950—Browns 34-14 (C)
1951—49ers 24-10 (SF)
1953—Browns 23-21 (C)
1955—Browns 38-3 (SF)
1959—49ers 21-20 (C)

#Overtime +Postseason

W-6 L-9 T-0 (Pts. — Cleveland 319, S.F. 279)

1962—Browns 13-10 (SF)
1968—Browns 33-21 (SF)
1970—49ers 34-31 (SF)
1974—Browns 7-0 (C)
1978—Browns 24-7 (C)

1981—Browns 15-12 (SF)
1984—49ers 41-7 (C)
1987—49ers 38-24 (SF)
1990—49ers 20-17 (SF)
1993—Browns 23-13 (C)

49ers vs. Dallas Cowboys

1960—49ers 26-14 (D)
1963—49ers 31-24 (SF)
1965—Cowboys 39-31 (D)
1967—49ers 24-16 (SF)
1969—Tie 24-24 (D)
1970—Cowboys 17-10 (SF)+
1971—Cowboys 14-3 (D)+

W-10 L-11 T-1 (Pts. — S.F. 553, Dallas 508)

1972—49ers 31-10 (D)
Cowboys 30-28 (SF)+
1974—Cowboys 20-14 (D)
1977—Cowboys 42-35 (SF)
1979—Cowboys 21-13 (SF)
1980—Cowboys 59-14 (D)
1981—49ers 45-14 (SF)
1981—49ers 28-27 (SF)+

1983—49ers 42-17 (SF)
1985—49ers 31-16 (SF)
1989—49ers 31-14 (D)
1990—49ers 24-6 (D)
1992—Cowboys 30-20 (SF)+
1993—Cowboys 26-17 (D)
Cowboys 38-21 (D)+

49ers vs. Denver Broncos

1970—49ers 19-14 (SF)
1973—49ers 36-34 (D)

W-3 L-4 T-0 (Pts. — S.F. 169, Denver 152)

1979—Broncos 38-28 (SF)
1982—Broncos 24-21 (D)

1985—Broncos 17-16 (D)
1988—Broncos 16-13 (SF)#
1989—49ers 55-10 (SBXXIV)

49ers vs. Detroit Lions

1950—Lions 24-7 (D)
49ers 28-27 (SF)
1951—49ers 20-10 (D)
49ers 21-17 (SF)
1952—49ers 17-3 (SF)
49ers 28-0 (D)
1953—Lions 24-21 (D)
Lions 14-10 (SF)
1954—49ers 37-31 (SF)
Lions 48-7 (D)
1955—49ers 27-24 (D)
49ers 38-21 (SF)
1956—Lions 20-17 (D)
Lions 17-13 (SF)
1957—49ers 35-31 (SF)
Lions 31-10 (D)
Lions 31-27 (SF)+

W-27 L-26 T-1 (Pts. — Detroit 1,181, S.F. 1,152)

1958—49ers 24-21 (SF)
Lions 35-21 (D)
1959—49ers 34-13 (D)
49ers 33-7 (SF)
1960—49ers 14-10 (D)
Lions 24-0 (SF)
1961—49ers 49-0 (D)
Tie 20-20 (SF)
1962—Lions 45-24 (D)
Lions 38-24 (SF)
1963—Lions 26-3 (D)
Lions 45-7 (SF)
1964—Lions 26-17 (SF)
Lions 24-7 (D)
1965—49ers 27-21 (D)
49ers 17-14 (SF)
1966—49ers 27-24 (SF)
49ers 41-14 (D)
1967—Lions 45-3 (SF)

1968—49ers 14-7 (D)
1969—Lions 26-14 (SF)
1970—Lions 28-7 (D)
1971—49ers 31-27 (SF)
1973—Lions 30-20 (D)
1974—Lions 17-13 (D)
1975—Lions 28-17 (SF)
1977—49ers 28-7 (SF)
1978—Lions 33-14 (P)
1980—Lions 17-13 (P)
1981—Lions 24-17 (P)
1983—49ers 24-23 (SF)+
1984—49ers 30-27 (P)
1985—Lions 23-21 (P)
1988—49ers 20-13 (SF)
1991—49ers 35-3 (SF)
1992—49ers 24-6 (SF)
1993—49ers 55-17 (P)

(P) = Pontiac

49ers vs. Green Bay Packers

1950—Packers 25-21 (GB)
49ers 30-14 (SF)
1951—49ers 31-19 (SF)
1952—49ers 24-14 (SF)
1953—49ers 37-7 (M)
49ers 48-14 (SF)
1954—49ers 23-17 (M)
49ers 35-0 (SF)

W-25 L-21 T-1 (Pts.—S.F. 980, Green Bay 899)

1955—Packers 27-21 (M)
Packers 28-7 (SF)
1956—49ers 17-16 (GB)
49ers 38-20 (SF)
1957—49ers 24-14 (M)
1957—49ers 27-20 (SF)
1958—49ers 33-12 (M)
49ers 48-21 (SF)

1959—Packers 21-20 (GB)
Packers 36-14 (SF)
1960—Packers 41-14 (M)
Packers 13-0 (SF)
1961—Packers 30-10 (GB)
49ers 22-21 (SF)
1962—Packers 31-13 (M)
1962—Packers 31-21 (SF)



49ers History

Green Bay Conf.

1963—Packers 28-10 (M)	1967—Packers 13-0 (GB)	1977—Packers 16-14 (M)
1963—Packers 21-17 (SF)	1968—49ers 27-20 (SF)	1980—Packers 23-16 (M)
1964—Packers 24-14 (M)	1969—Packers 14-7 (M)	1981—49ers 13-3 (M)
49ers 24-14 (SF)	1970—49ers 26-10 (SF)	1986—49ers 31-17 (M)
1965—Packers 27-10 (GB)	1972—Packers 34-24 (M)	1987—49ers 23-12 (GB)
Tie 24-24 (SF)	1973—49ers 20-6 (SF)	1989—Packers 21-17 (SF)
1966—49ers 21-20 (SF)	1974—49ers 7-6 (SF)	1990—49ers 24-20 (GB)
Packers 20-7 (M)	1976—49ers 26-14 (GB)	

+Postseason #Overtime (M) = Milwaukee (GB) = Green Bay

49ers vs. Houston Oilers

W-5 L-3 T-0 (Pts. — S.F. 182, Houston 145)

1970—49ers 30-20 (H)	1981—49ers 28-6 (SF)	1990—49ers 24-21 (H)
1975—Oilers 27-13 (SF)	1984—49ers 34-21 (H)	1993—Oilers 10-7 (SF)
1978—Oilers 20-19 (H)	1987—49ers 27-20 (SF)	

49ers vs. Indianapolis Colts

W-16 L-21 T-0 (Pts. — Indianapolis 874, S.F. 728)

1953—49ers 38-21 (B)	1959—Colts 45-14 (B)	1965—Colts 27-24 (B)
49ers 45-14 (SF)	Colts 34-14 (SF)	Colts 34-28 (SF)
1954—Colts 17-13 (B)	1960—49ers 30-22 (B)	1966—Colts 36-14 (B)
49ers 10-7 (SF)	49ers 34-10 (SF)	Colts 30-14 (SF)
1955—Colts 26-14 (B)	1961—Colts 20-17 (B)	1967—Colts 41-7 (B)
49ers 35-24 (SF)	Colts 27-24 (SF)	Colts 26-9 (SF)
1956—49ers 20-17 (B)	1962—49ers 21-13 (B)	1968—Colts 27-10 (B)
49ers 30-17 (SF)	Colts 22-3 (SF)	Colts 42-14 (SF)
1957—Colts 27-21 (B)	1963—Colts 20-14 (SF)	1969—49ers 24-21 (B)
1957—49ers 17-13 (SF)	Colts 20-3 (B)	49ers 20-17 (SF)
1958—Colts 35-27 (B)	1964—Colts 37-7 (B)	1972—49ers 24-21 (SF)
49ers 21-12 (SF)	Colts 14-3 (SF)	1986—49ers 35-14 (SF)
(B) = Baltimore		1989—49ers 30-24 (I)

(I) = Indianapolis

49ers vs. Kansas City Chiefs

W-4 L-1 T-0 (Pts. — S.F. 122, Kansas City 59)

1971—Chiefs 26-17 (SF)	1982—49ers 26-13 (KC)	1991—49ers 28-14 (SF)
1975—49ers 20-3 (KC)	1985—49ers 31-3 (SF)	

49ers vs. Los Angeles Raiders

W-2 L-5 T-0 (Pts. — S.F. 132, Raiders 119)

1970—49ers 38-7 (O)	1982—Raiders 23-17 (SF)	1991—Raiders 12-6 (LA)
1974—Raiders 35-24 (SF)	1985—49ers 34-10 (LA)	
1979—Raiders 23-10 (O)	1988—Raiders 9-3 (SF)	(O) = Oakland

49ers vs. Los Angeles Rams

W-39 L-48 T-2 (Pts. — Rams 1,988, S.F. 1,893)

1950—Rams 35-14 (SF)	1960—49ers 13-9 (SF)	1970—49ers 20-6 (LA)
Rams 28-21 (LA)	49ers 23-7 (LA)	Rams 30-13 (SF)
1951—49ers 44-17 (SF)	1961—49ers 35-0 (SF)	1971—Rams 20-13 (SF)
Rams 23-16 (LA)	Rams 17-7 (LA)	Rams 17-6 (LA)
1952—Rams 35-9 (LA)	1962—Rams 28-14 (SF)	1972—Rams 31-7 (LA)
Rams 34-21 (SF)	49ers 24-17 (LA)	Rams 26-16 (SF)
1953—49ers 31-30 (SF)	1963—Rams 28-21 (LA)	1973—Rams 40-20 (SF)
49ers 31-27 (LA)	Rams 21-17 (SF)	Rams 31-13 (LA)
1954—Tie 24-24 (LA)	1964—Rams 42-14 (LA)	1974—Rams 37-14 (LA)
Rams 42-34 (SF)	49ers 28-7 (SF)	Rams 15-13 (SF)
1955—Rams 23-14 (SF)	1965—49ers 45-21 (LA)	1975—Rams 23-14 (SF)
Rams 27-14 (LA)	49ers 30-27 (SF)	49ers 24-23 (LA)
1956—49ers 33-30 (SF)	1966—Rams 34-3 (LA)	1976—49ers 16-0 (LA)
Rams 30-6 (LA)	49ers 21-13 (SF)	Rams 23-3 (SF)
1957—49ers 23-20 (SF)	1967—49ers 27-24 (LA)	1977—Rams 34-14 (LA)
Rams 37-24 (LA)	Rams 17-7 (SF)	Rams 23-10 (SF)
1958—Rams 33-3 (SF)	1968—Rams 24-10 (LA)	1978—Rams 27-10 (LA)
Rams 56-7 (LA)	Tie 20-20 (SF)	Rams 31-28 (SF)
1959—49ers 34-0 (SF)	1969—Rams 27-21 (SF)	1979—Rams 27-24 (LA)
49ers 24-16 (LA)	Rams 41-30 (LA)	Rams 26-20 (SF)

49ers History



Los Angeles Conf.

1980—Rams 48-26 (A)
Rams 31-17 (SF)
1981—49ers 20-17 (SF)
49ers 33-31 (A)
1982—49ers 30-24 (A)
Rams 21-20 (SF)
1983—Rams 10-7 (SF)
49ers 45-35 (A)
1984—49ers 33-0 (A)
49ers 19-16 (SF)

1985—49ers 28-14 (A)
Rams 27-20 (SF)
1986—Rams 16-13 (A)
49ers 24-14 (SF)
1987—49ers 31-10 (A)
49ers 48-0 (SF)
1988—49ers 24-21 (A)
Rams 38-16 (SF)
1989—Rams 13-12 (SF)
49ers 30-27 (A)
49ers 30-3 (SF)+

1990—Rams 28-17 (SF)
49ers 26-10 (A)
1991—49ers 27-10 (SF)
49ers 33-10 (A)
1992—49ers 27-24 (SF)
49ers 27-10 (A)
1993—49ers 40-17 (SF)
49ers 35-10 (A)
+Postseason
(A) = Anaheim

49ers vs. Miami Dolphins

W-3 L-4 T-0 (Pts. — S.F. 154, Miami 112)

1973—Dolphins 21-13 (M)
1977—Dolphins 19-15 (SF)
1980—Dolphins 17-13 (M)

1983—Dolphins 20-17 (SF)
1984—49ers 38-16 (SB XIX)+

1986—49ers 31-16 (M)
1992—49ers 27-3 (SF)

49ers vs. Minnesota Vikings

W-18 L-16 T-1 (Pts. — S.F. 866, Minnesota 750)

1961—49ers 38-24 (M)
49ers 38-28 (SF)
1962—49ers 21-7 (SF)
49ers 35-12 (M)
1963—Vikings 24-20 (SF)
Vikings 45-14 (M)
1964—Vikings 27-22 (SF)
Vikings 24-7 (M)
1965—Vikings 42-41 (SF)
49ers 45-24 (M)
1966—Tie 20-20 (SF)
Vikings 28-3 (M)

1967—49ers 27-21 (M)
1968—Vikings 30-20 (SF)
1969—Vikings 10-7 (M)
1970—49ers 17-14 (M)+
1971—49ers 13-9 (M)
1972—49ers 20-17 (SF)
1973—Vikings 17-13 (SF)
1975—Vikings 27-17 (M)
1976—49ers 20-16 (SF)
1977—Vikings 28-27 (M)
1979—Vikings 28-22 (M)
1983—49ers 48-17 (M)

1984—49ers 51-7 (SF)
1985—Vikings 28-21 (M)
1986—Vikings 27-24 (SF)#
1987—Vikings 36-24 (SF)+
1988—49ers 24-21 (SF)
49ers 34-9 (SF)+
1989—49ers 41-13 (SF)+
1990—49ers 20-17 (M)
1991—Vikings 17-14 (M)
1992—49ers 20-17 (M)
1993—49ers 38-19 (SF)

49ers vs. New England Patriots

W-6 L-1 T-0 (Pts. — S.F. 187, New England 118)

1971—49ers 27-10 (SF)
1975—Patriots 24-16 (F)
1980—49ers 21-17 (SF)

1983—49ers 33-13 (F)
1986—49ers 29-24 (F)

1989—49ers 37-20 (S)
1992—49ers 24-12 (F)
(S)=Stanford

49ers vs. New Orleans Saints

W-33 L-14 T-2 (Pts. — S.F. 1,202, New Orleans 848)

1967—49ers 27-13 (SF)
1969—Saints 43-38 (NO)
1970—Tie 20-20 (SF)
49ers 38-27 (NO)
1971—49ers 38-20 (NO)
Saints 26-20 (SF)
1972—49ers 37-2 (NO)
Tie 20-20 (SF)
1973—49ers 40-0 (SF)
Saints 16-10 (NO)
1974—49ers 17-13 (NO)
49ers 35-21 (SF)
1975—49ers 35-21 (SF)
49ers 16-6 (NO)
1976—49ers 33-3 (SF)
49ers 27-7 (NO)

1977—49ers 10-7# (NO)
49ers 20-17 (SF)
1978—Saints 14-7 (SF)
Saints 24-13 (NO)
1979—Saints 30-21 (SF)
Saints 31-20 (NO)
1980—49ers 26-23 (NO)
49ers 38-35# (SF)
1981—49ers 21-14 (SF)
49ers 21-17 (NO)
1982—Saints 23-20 (SF)
1983—49ers 32-13 (NO)
49ers 27-0 (SF)
1984—49ers 30-20 (SF)
49ers 35-3 (NO)
1985—Saints 20-17 (SF)
49ers 31-19 (NO)

1986—49ers 26-17 (SF)
Saints 23-10 (NO)
1987—49ers 24-22 (NO)
Saints 26-24 (SF)
1988—49ers 34-33 (NO)
49ers 30-17 (SF)
1989—49ers 24-20 (NO)
49ers 31-13 (SF)
1990—49ers 13-12 (NO)
Saints 13-10 (SF)
1991—Saints 10-3 (NO)
49ers 38-24 (SF)
1992—49ers 16-10 (NO)
49ers 21-20 (SF)
1993—Saints 16-13 (NO)
49ers 42-7 (SF)



49ers History

49ers vs. New York Giants	W-13 L-14 T-0	(Pts. — S.F. 550, Giants 539)
1952—Giants 23-14 (NY)	1979—Giants 32-16 (NY)	1987—49ers 41-21 (NY)
1956—Giants 38-21 (SF)	1980—49ers 12-0 (SF)	1988—49ers 20-17 (NY)
1957—49ers 27-17 (NY)	1981—49ers 17-10 (SF)	1989—49ers 34-24 (SF)
1960—Giants 21-19 (SF)	49ers 38-24 (SF)+	1990—49ers 7-3 (SF)
1963—Giants 48-14 (NY)	1984—49ers 31-10 (NY)	Giants 15-13 (SF)+
1968—49ers 26-10 (NY)	1984—49ers 21-10 (SF)+	1991—Giants 16-14 (NY)
1972—Giants 23-17 (SF)	1985—Giants 17-3 (NY)+	1992—49ers 31-14 (NY)
1975—Giants 26-23 (SF)	1986—Giants 21-17 (SF)	1993—49ers 44-3 (SF)+
1977—Giants 20-17 (NY)	Giants 49-3 (NY)+	
1978—Giants 27-10 (NY)		+ Postseason
49ers vs. New York Jets	W-6 L-1 T-0	(Pts. — S.F. 169, Jets 115)
1971—49ers 24-21 (NY)	1980—49ers 32-27 (NY)	1986—49ers 24-10 (SF)
1976—49ers 17-6 (SF)	1983—Jets 27-13 (SF)	1989—49ers 23-10 (NY)
+Postseason #Overtime		1992—49ers 31-14 (NY)
49ers vs. Philadelphia Eagles	W-13 L-5 T-1	(Pts. — S.F. 476, Philadelphia 377)
1951—Eagles 21-14 (P)	1966—Eagles 35-34 (SF)	1984—49ers 21-9 (P)
1953—49ers 31-21 (SF)	1967—49ers 28-27 (P)	1985—49ers 24-13 (SF)
1956—Tie 10-10 (P)	1969—49ers 14-13 (SF)	1989—49ers 38-28 (P)
1958—49ers 30-24 (P)	1971—49ers 31-3 (P)	1991—49ers 23-7 (P)
1959—49ers 24-14 (SF)	1973—49ers 38-28 (SF)	1992—49ers 20-14 (SF)
1964—49ers 28-24 (P)	1975—Eagles 27-17 (P)	1993—Eagles 37-34 (SF)#
	1983—Eagles 22-17 (SF)	
49ers vs. Pittsburgh Steelers	W-8 L-7 T-0	(Pts. — Pittsburgh 308, S.F. 294)
1951—49ers 28-24 (P)	1965—49ers 27-17 (SF)	1981—49ers 17-14 (P)
1952—Steelers 24-7 (SF)	1968—49ers 45-28 (P)	1984—Steelers 20-17 (SF)
1954—49ers 31-3 (SF)	1973—Steelers 37-14 (SF)	1987—Steelers 30-17 (P)
1958—49ers 23-20 (SF)	1977—Steelers 27-0 (P)	1990—49ers 27-7 (SF)
1961—Steelers 20-10 (P)	1978—Steelers 24-7 (SF)	1993—49ers 24-13 (P)
49ers vs. San Diego Chargers	W-3 L-3 T-0	(Pts. — S.F. 169, San Diego 112)
1972—49ers 34-3 (SF)	1979—Chargers 31-9 (SD)	1988—49ers 48-10 (SD)
1976—Chargers 13-7 (SD)#	1982—Chargers 41-37 (SF)	1991—49ers 34-14 (SF)
49ers vs. Seattle Seahawks	W-4 L-1 T-0	(Pts. — S.F. 142, Seattle 91)
1976—49ers 37-21 (S)	1985—49ers 19-6 (SF)	1991—49ers 24-22 (S)
1979—Seahawks 35-24 (SF)	1988—49ers 38-7 (S)	
49ers vs. Tampa Bay Buccaneers	W-11 L-1 T-0	(Pts. — S.F. 303, Tampa Bay 157)
1977—49ers 20-10 (SF)	1983—49ers 35-21 (SF)	1989—49ers 20-16 (T)
1978—49ers 6-3 (SF)	1984—49ers 24-17 (SF)	1990—49ers 31-7 (SF)
1979—49ers 23-7 (SF)	1986—49ers 31-7 (T)	1992—49ers 21-14 (SF)
1980—Bucs 24-23 (SF)	1987—49ers 24-10 (T)	1993—49ers 45-21 (T)
49ers vs. Washington Redskins	W-12 L-7 T-1	(Pts. — S.F. 484, Washington 365)
1952—49ers 23-17 (W)	1971—49ers 24-20 (SF)+	1985—49ers 35-8 (W)
1954—49ers 41-7 (SF)	1973—Redskins 33-9 (W)	1986—Redskins 14-6 (W)
1955—Redskins 7-0 (W)	1976—Redskins 24-21 (SF)	1988—49ers 37-21 (SF)
1961—49ers 35-3 (SF)	1978—Redskins 38-20 (W)	1990—49ers 26-13 (SF)
1967—Redskins 31-28 (W)	1981—49ers 30-17 (W)	49ers 28-10 (SF)+
1969—Tie 17-17 (SF)	1983—Redskins 24-21 (W)+	1992—49ers 20-13 (SF)+
1970—49ers 26-17 (SF)	1984—49ers 37-31 (SF)	

#Overtime

+Postseason

FINAL STANDINGS (1946-49)

ALL-AMERICA FOOTBALL CONFERENCE

1946 SEASON

EASTERN DIVISION				Points			
	W	L	T	Pct.	For	Agst.	
New York.....	10	3	1	.769	270	192	
Brooklyn.....	3	10	1	.250	226	339	
Buffalo.....	3	10	1	.250	249	370	
Miami.....	3	11	0	.154	167	378	
WESTERN DIVISION				Points			
	W	L	T	Pct.	For	Agst.	
Cleveland.....	12	2	0	.857	423	137	
San Francisco.....	9	5	0	.643	307	189	
Los Angeles.....	7	5	2	.583	305	290	
Chicago.....	5	6	3	.455	263	315	

Championship Game
Cleveland 14, New York 9

1948 SEASON

EASTERN DIVISION				Points			
	W	L	T	Pct.	For	Agst.	
Buffalo.....	8*	7	0	.533	388	375	
Baltimore.....	7	8*	0	.467	350	355	
New York.....	6	8	0	.429	265	301	
Brooklyn.....	2	12	0	.143	253	387	
WESTERN DIVISION				Points			
	W	L	T	Pct.	For	Agst.	
Cleveland.....	14	0	0	1.000	389	190	
San Francisco.....	12	2	0	.857	495	248	
Los Angeles.....	7	7	0	.500	258	305	
Chicago.....	1	13	0	.071	202	439	

*Includes divisional playoff game.

Championship Game
Cleveland 49, Buffalo 7

1947 SEASON

EASTERN DIVISION				Points			
	W	L	T	Pct.	For	Agst.	
Buffalo.....	8	4	2	.667	320	288	
New York.....	11	2	1	.846	378	239	
Brooklyn.....	3	10	1	.231	181	340	
Baltimore.....	2	11	1	.154	167	377	
WESTERN DIVISION				Points			
	W	L	T	Pct.	For	Agst.	
Cleveland.....	12	1	1	.923	410	185	
San Francisco.....	8	4	2	.667	327	264	
Los Angeles.....	7	7	0	.500	328	256	
Chicago.....	1	13	0	.071	263	425	

Championship Game
Cleveland 14, New York 3

1949 SEASON

EASTERN DIVISION				Points			
	W	L	T	Pct.	For	Agst.	
Cleveland.....	9	1	2	.900	339	171	
San Francisco.....	9	3	0	.750	416	227	
Brooklyn-NY.....	8	4	0	.667	196	206	
Buffalo.....	5	5	2	.500	236	256	
Chicago.....	4	8	0	.333	179	261	
Los Angeles.....	4	8	0	.333	253	322	
Baltimore.....	1	11	1	.083	172	341	

First Round Playoff Games
Cleveland 31, Buffalo 21
San Francisco 17, Brooklyn-NY 7
Championship Game
Cleveland 21, San Francisco 7

49ERS YEARLY RESULTS

ALL-AMERICA FOOTBALL CONFERENCE (1946-49)

1946 (9-5)

Lawrence T. Shaw, Coach

L	7	New York Yankees/S-8.....	21
W	21	Miami Seahawks/S-15.....	14
W	32	Brooklyn Dodgers/S-22.....	13
L	7	At Chicago Rockets/S-29.....	21
W	34	At Miami Seahawks/O-7.....	7
W	23	At Los Angeles Dons/O-12.....	14
L	14	At Buffalo Bisons/O-18.....	17
W	34	At Cleveland Browns/O-27.....	20
W	27	Buffalo Bisons/N-2.....	14
L	7	Cleveland Browns/N-10.....	14
L	9	At New York Yankees/N-17.....	10
W	30	At Brooklyn Dodgers/N-24.....	14
W	14	Chicago Rockets/N-30.....	0
W	48	Los Angeles Dons/D-8.....	7
307	189		

1947 (8-4-2)

Lawrence T. Shaw, Coach

W	23	Brooklyn Dodgers/A-31.....	7
W	17	Los Angeles Dons/S-7.....	14
W	14	Baltimore Colts/S-14.....	7
L	16	New York Yankees/S-21.....	21
W	41	At Buffalo Bills/S-28.....	24
T	28	At Baltimore Colts/O-5.....	28
W	42	Chicago Rockets/O-12.....	28
L	7	Cleveland Browns/O-26.....	14
W	26	At Los Angeles Dons/N-2.....	16
L	16	At New York Yankees/N-9.....	24
L	14	At Cleveland Browns/N-16.....	37
W	41	At Chicago Rockets/N-21.....	16
W	21	At Brooklyn Dodgers/N-27.....	7
T	21	Buffalo Bills/D-7.....	21
327			264



49ers History

1948 (12-2)

Lawrence T. Shaw, Coach

W	35	Buffalo Bills/A-29	14
W	36	Brooklyn Dodgers/S-5	20
W	41	New York Yankees/S-12	0
W	36	Los Angeles Dons/S-19	14
W	38	At Buffalo Bills/S-26	14
W	31	At Chicago Rockets/O-1	28
W	56	At Baltimore Colts/O-10	14
W	21	At New York Yankees/O-17	7
W	21	Baltimore Colts/O-24	10
W	44	Chicago Rockets/N-7	21
L	7	At Cleveland Browns/N-14	14
W	63	At Brooklyn Dodgers/N-21	40
L	28	Cleveland Browns/N-28	31
W	38	At Los Angeles Dons/D-5	21
495			248

1949 (9-3/10-4)

Lawrence T. Shaw, Coach

W	31	Baltimore Colts/A-28	17
W	42	Chicago Hornets/S-4	7
W	42	Los Angeles Dons/S-18	14
L	17	At Buffalo Bills/S-25	28
W	42	At Chicago Hornets/S-30	24
W	56	Cleveland Browns/O-9	28
W	51	Buffalo Bills/O-16	7
L	3	At New York Yankees/O-23	24
L	28	At Cleveland Browns/O-30	30
W	28	At Baltimore Colts/N-6	10
W	41	At Los Angeles Dons/11-13	24
W	35	New York Yankees/N-27	14
416			227

Playoff Game - Dec. 4

(At San Francisco - Kezar)

W	17	New York Yankees	7
---	----	------------------	---

Championship Game - Dec. 11

(At San Francisco - Kezar)

L	7	Cleveland Browns	21
---	---	------------------	----

49ERS YEARLY RESULTS NATIONAL FOOTBALL LEAGUE

*Attendance from 1972 on is actual, does not include "no-shows"

1950 (3-9)

Lawrence T. Shaw, Coach

L	17	New York Yankees (29,600)/S-17	21
L	20	Chicago Bears (35,558)/S-24	32
L	14	Los Angeles Rams (27,262)/O-1	35
L	7	At Detroit (17,337)/O-8	24
L	24	At New York Yankees (5,740)/O-12	29
W	28	Detroit (27,350)/O-22	27
W	17	Baltimore (14,800)/O-29	14
L	21	At Los Angeles Rams (15,952)/N-5	28
L	14	At Cleveland (28,786)/N-12	34
L	0	At Chicago Bears (35,105)/N-19	17
L	21	At Green Bay (13,186)/N-26	25
W	30	Green Bay (19,204)/D-10	14
213			300

1952 (7-5)

Lawrence T. Shaw, Coach

W	17	Detroit (52,750)/S-28	3
W	37	At Dallas Texans (12,566)/O-5	14
W	28	At Detroit (42,842)/O-12	0
W	40	At Chicago Bears (46,338)/O-19	16
W	48	Dallas Texans (26,887)/O-26	21
L	17	Chicago Bears (58,255)/N-2	20
L	14	At New York Giants (54,230)/N-9	23
W	23	At Washington (30,863)/N-16	17
L	9	At Los Angeles Rams (64,450)/N-23	35
L	21	Los Angeles Rams (49,420)/N-30	34
L	7	Pittsburgh (13,886)/D-7	24
W	24	Green Bay (17,579)/D-14	14
285			221

1951 (7-4-1)

Lawrence T. Shaw, Coach

W	24	Cleveland (48,263)/S-30	10
L	14	At Philadelphia (23,827)/O-5	21
W	28	At Pittsburgh (27,124)/O-14	24
L	7	At Chicago Bears (42,296)/O-21	13
W	44	Los Angeles Rams (49,538)/O-28	17
L	16	At Los Angeles Rams (54,346)/N-4	23
W	19	New York Yankees (25,538)/N-11	14
L	21	Chicago Cards (19,658)/N-18	27
T	10	At New York Yankees (10,184)/N-25	10
W	20	At Detroit (46,467)/D-2	10
W	31	Green Bay (15,121)/D-9	19
W	21	Detroit (27,276)/D-16	17
255			205

1953 (9-3)

Lawrence T. Shaw, Coach

W	31	Philadelphia (25,000)/S-27	21
W	31	Los Angeles Rams (41,446)/O-4	30
L	21	At Detroit (56,080)/O-11	24
W	35	At Chicago Bears (36,909)/O-18	28
L	10	Detroit (52,300)/O-25	14
W	24	Chicago Bears (26,308)/N-1	14
L	31	At Los Angeles Rams (85,856)/N-8	27
W	21	At Cleveland (80,698)/N-15	23
W	37	At G.B. in Milwaukee (16,378)/N-22	7
W	38	At Baltimore (26,005)/N-29	21
W	48	Green Bay (31,337)/D-6	14
W	45	Baltimore (23,932)/D-13	14
372			237

49ers History



1954 (7-4-1)

Lawrence T. Shaw, Coach

W	41	Washington (32,085)/S-26	7
T	24	At Los Angeles Rams (79,208)/O-3	24
W	23	At G.B. in Milwaukee (15,571)/O-10	17
W	27	At Chicago Bears (42,935)/O-17	24
W	37	Detroit (58,891)/O-24	31
L	27	Chicago Bears (49,833)/O-31	31
L	34	Los Angeles Rams (58,758)/N-7	42
L	7	At Detroit (58,431)/N-14	48
W	31	At Pittsburgh (37,001)/N-20	3
L	13	At Baltimore (23,875)/N-28	17
W	35	Green Bay (32,012)/D-5	0
W	10	Baltimore (25,456)/D-11	7
	313		251

1955 (4-8)

Norman P. Strader, Coach

L	14	Los Angeles Rams (58,772)/S-25	23
L	3	Cleveland (43,595)/O-2	38
W	20	At Chicago Bears (41,651)/O-9	19
W	27	At Detroit (50,179)/O-16	24
L	23	Chicago Bears (56,350)/O-23	34
W	38	Detroit (44,831)/O-30	21
L	14	At Los Angeles Rams (71,832)/N-6	27
L	0	At Washington (25,112)/N-13	7
L	21	At G.B. in Milwaukee (19,099)/N-20	27
L	14	At Baltimore (33,485)/N-27	26
L	7	Green Bay (32,897)/D-4	28
W	35	Baltimore (33,471)/D-11	24
	216		308

1956 (5-6-1)

Frank C. Albert, Coach

L	21	New York Giants (41,751)/S-30	38
W	33	Los Angeles Rams (56,489)/O-7	30
L	7	At Chicago Bears (47,526)/O-14	31
L	17	At Detroit (55,662)/O-21	20
L	21	Chicago Bears (52,612)/O-28	38
L	13	Detroit (46,708)/N-4	17
L	6	At Los Angeles Rams (69,828)/N-11	30
W	17	At Green Bay (17,986)/N-18	16
T	10	At Philadelphia (19,326)/N-25	10
W	20	At Baltimore (37,227)/D-2	17
W	38	Green Bay (32,433)/D-8	20
W	30	Baltimore (43,791)/D-16	17
	233		284

1957 (8-4-8-5)

Frank C. Albert, Coach

L	10	Chicago Cards (35,743)/S-29	20
W	23	Los Angeles Rams (59,637)/O-6	20
W	21	At Chicago Bears (45,310)/O-13	17
W	24	At G.B. in Milwaukee (18,919)/O-20	14
W	21	Chicago Bears (56,693)/O-27	17
W	35	Detroit (59,702)/N-3	31
L	24	At Los Angeles Rams (102,368)/N-10	37
L	10	At Detroit (56,915)/N-17	31
L	21	At Baltimore (50,073)/N-24	27
W	27	At New York Giants (54,121)/D-1	17
W	17	Baltimore (59,950)/D-8	13
W	27	Green Bay (59,100)/D-15	20
	287		295

Divisional Playoff Game — Dec. 22

(At San Francisco — Kezar Stadium)

L	27	Detroit (60,118)	31
---	----	------------------	----

1958 (6-6)

Frank C. Albert, Coach

W	23	Pittsburgh (51,856)/S-28	20
L	3	Los Angeles Rams (59,826)/O-5	33
L	6	At Chicago Bears (45,310)/O-12	28
W	30	At Philadelphia (33,110)/O-19	24
L	14	Chicago Bears (59,441)/O-26	27
W	24	Detroit (59,350)/N-2	21
L	7	At Los Angeles Rams (95,082)/N-9	56
L	21	At Detroit (54,523)/N-16	35
W	33	At G.B. in Milwaukee (43,819)/N-23	12
L	27	At Baltimore (57,557)/N-30	35
W	48	Green Bay (50,793)/D-7	21
W	21	Baltimore (58,334)/D-14	12
	257		324

1959 (7-5)

Howard W. Hickey, Coach

W	24	Philadelphia (41,697)/S-27	14
W	34	Los Angeles Rams (56,028)/O-4	0
L	20	At Green Bay (32,150)/O-11	21
W	34	At Detroit (52,585)/O-18	13
W	20	Chicago Bears (59,045)/O-25	17
W	33	Detroit (59,064)/N-1	7
W	24	At Los Angeles Rams (94,276)/N-8	16
L	3	At Chicago Bears (42,157)/N-15	14
L	14	At Baltimore (56,007)/N-22	45
W	21	At Cleveland (53,763)/N-29	20
L	14	Baltimore (59,075)/D-5	34
L	14	Green Bay (55,997)/D-13	36
	255		237

1960 (7-5)

Howard W. Hickey, Coach

L	19	New York Giants (44,598)/S-25	21
W	13	Los Angeles Rams (53,633)/O-2	9
W	14	At Detroit (49,825)/O-9	10
L	10	At Chicago Bears (48,226)/O-16	27
L	14	At G.B. in Milwaukee (39,914)/O-23	41
W	25	Chicago Bears (55,071)/O-30	7
L	0	Detroit (48,447)/N-6	24
W	26	At Dallas (10,000)/N-20	14
W	30	At Baltimore (57,808)/N-27	22
W	23	At Los Angeles Rams (77,254)/D-4	7
L	0	Green Bay (53,612)/D-10	13
W	34	Baltimore (57,269)/D-18	10
	208		205

1961 (7-6-1)

Howard W. Hickey

W	35	Washington (43,412)/S-17	3
L	10	At Green Bay (38,624)/S-24	30
W	49	At Detroit (53,155)/O-1	0
W	35	Los Angeles Rams (59,004)/O-8	0
W	38	At Minnesota (34,415)/O-15	24
L	0	At Chicago Bears (49,070)/O-22	31
L	10	At Pittsburgh (19,686)/O-29	20
T	20	Detroit (56,878)/N-5	20
L	7	At Los Angeles Rams (63,766)/N-12	17
W	41	Chicago Bears (52,972)/N-19	31
W	38	Minnesota (48,905)/N-26	28
L	17	At Baltimore (57,641)/D-3	20
W	22	Green Bay (55,722)/D-10	21
L	24	Baltimore (45,517)/D-16	27
	346		272



49ers History

1962 (6-8)

Howard W. Hickey, Coach

L 14	Chicago (46,052)/S-16.....	30
L 24	At Detroit (51,032)/S-23.....	45
W 21	Minnesota (38,407)/S-30.....	7
W 21	At Baltimore (54,148)/O-7.....	13
W 34	At Chicago (48,902)/O-14.....	27
L 13	At G.B. in Milwaukee (46,012)/O-21.....	31
L 14	Los Angeles Rams (51,033)/O-28.....	28
L 3	Baltimore (44,875)/N-4.....	22
L 24	Detroit (43,449)/N-11.....	38
W 24	At Los Angeles Rams (42,554)/N-18.....	17
W 24	At St. Louis (17,532)/N-25.....	17
W 35	At Minnesota (33,076)/O-2.....	12
L 21	Green Bay (53,769)/O-9.....	31
L 10	Cleveland (35,274)/D-15.....	13
282		331

1963 (2-12)

Coach*

L 20	Minnesota (30,781)/S-15.....	24
L 14	Baltimore (31,006)/S-22.....	20
L 14	At Minnesota (28,567)/S-29.....	45
L 3	At Detroit (44,088)/O-6.....	26
L 3	At Baltimore (56,962)/O-13.....	20
W 20	Chicago (35,837)/O-20.....	14
L 21	At Los Angeles Rams (45,532)/O-27.....	28
L 7	Detroit (33,511)/N-3.....	45
W 31	Dallas (29,563)/N-10.....	24
L 14	At New York Giants (62,982)/N-17.....	48
L 10	At G.B. in Milwaukee (45,905)/N-24.....	28
L 17	Los Angeles Rams (33,321)/D-1.....	21
L 7	At Chicago (46,994)/D-8.....	27
L 17	Green Bay (31,031)/D-14.....	21
198		391

* Coach Red Hickey resigned after third game and Jack Christiansen was appointed his successor.

1964 (4-10)

Jack Christiansen, Coach

L 17	Detroit (33,204)/S-13.....	26
W 28	At Philadelphia (57,352)/S-20.....	24
L 13	St. Louis (30,969)/S-27.....	23
W 31	Chicago (33,132)/O-4.....	21
L 14	At G.B. in Milwaukee (47,380)/O-11.....	24
L 14	At Los Angeles Rams (54,355)/O-18.....	42
L 22	Minnesota (31,845)/O-25.....	27
L 7	At Baltimore (60,213)/N-1.....	37
L 7	At Minnesota (40,408)/N-8.....	24
W 24	Green Bay (38,483)/N-15.....	23
L 21	At Chicago (46,772)/N-22.....	23
L 3	Baltimore (33,642)/N-29.....	14
W 28	Los Angeles Rams (31,791)/D-6.....	7
L 7	At Detroit (41,854)/D-13.....	24
236		330

1965 (7-6-1)

Jack Christiansen, Coach

W 52	Chicago (31,211)/S-19.....	24
W 27	Pittsburgh (28,161)/S-26.....	17
L 24	At Baltimore (57,342)/O-3.....	27
L 10	At Green Bay (50,858)/O-10.....	27
W 45	At Los Angeles Rams (34,703)/O-17.....	21

L 41	Minnesota (40,673)/O-24.....	42
L 28	Baltimore (43,575)/O-31.....	34
L 31	At Dallas (30,531)/N-7.....	39
W 27	At Detroit (52,570)/N-14.....	21
W 30	Los Angeles Rams (39,253)/N-21.....	27
W 45	At Minnesota (36,748)/N-28.....	24
W 17	Detroit (38,483)/D-5.....	14
L 20	At Chicago (43,400)/D-12.....	61
T 24	Green Bay (45,710)/O-19.....	24
421		402

1966 (6-6-2)

Jack Christiansen, Coach

T 20	Minnesota (29,312)/S-11.....	20
L 14	At Baltimore (56,715)/S-25.....	36
L 3	At Los Angeles Rams (45,642)/S-30.....	34
W 21	Green Bay (39,290)/O-9.....	20
W 44	At Atlanta (54,788)/O-16.....	7
W 27	Detroit (36,745)/O-23.....	24
L 3	At Minnesota (45,007)/O-30.....	28
W 21	Los Angeles Rams (35,372)/N-6.....	13
T 30	At Chicago (47,079)/N-13.....	30
L 34	Philadelphia (31,993)/N-20.....	35
W 41	At Detroit (53,189)/N-24.....	14
L 7	At G.B. in Milwaukee (48,725)/D-4.....	20
W 41	Chicago (37,170)/D-11.....	14
L 14	Baltimore (40,005)/D-18.....	30
320		325

1967 (7-7)

Jack Christiansen, Coach

W 27	At Minnesota (39,638)/S-17.....	21
W 38	Atlanta (30,207)/S-24.....	7
L 7	At Baltimore (60,238)/O-1.....	41
W 27	At Los Angeles Rams (60,424)/O-8.....	24
W 28	At Philadelphia (60,825)/O-15.....	27
W 27	New Orleans (34,285)/O-22.....	13
L 3	Detroit (37,990)/O-29.....	45
L 7	Los Angeles Rams (53,194)/N-5.....	17
L 28	At Washington (50,326)/N-12.....	31
L 0	At Green Bay (50,861)/N-19.....	13
L 9	Baltimore (44,815)/N-26.....	26
L 14	Chicago (25,613)/O-3.....	28
W 34	At Atlanta (51,798)/D-10.....	28
W 24	Dallas (27,182)/D-16.....	16
273		337

1968 (7-6-1)

Dick Nolan, Coach

L 10	At Baltimore (56,864)/S-15.....	27
W 35	St. Louis (27,557)/S-22.....	17
W 28	Atlanta (27,477)/S-29.....	13
L 10	At Los Angeles Rams (69,520)/O-6.....	24
L 14	Baltimore (32,822)/O-13.....	42
W 26	At New York Giants (62,958)/O-20.....	10
W 14	At Detroit (53,555)/O-27.....	7
L 21	Cleveland (31,359)/N-3.....	33
L 19	At Chicago (46,978)/N-10.....	27
T 20	Los Angeles Rams (41,815)/N-17.....	20
W 45	At Pittsburgh (21,408)/N-24.....	28
W 27	Green Bay (47,218)/D-1.....	20
L 20	Minnesota (29,049)/D-8.....	30
W 14	At Atlanta (44,977)/D-15.....	12
303		310

49ers History



1969 (4-8-2)

Dick Nolan, Coach

L 12	At Atlanta (45,940)/S-21	24
L 7	At G.B. in Milwaukee (48,184)/S-28	14
T 17	Washington (35,184)/O-5	17
L 21	Los Angeles Rams (45,995)/O-12	27
L 7	Atlanta (28,684)/O-19	21
W 24	At Baltimore (60,238)/O-26	21
L 14	Detroit (35,100)/N-2	26
L 30	At Los Angeles Rams (73,975)/N-9	41
W 20	Baltimore (38,472)/N-16	17
L 38	At New Orleans (71,448)/N-23	43
T 24	At Dallas (62,348)/N-27	24
W 42	Chicago (32,826)/D-6	21
L 7	At Minnesota (43,028)/D-14	10
W 14	Philadelphia (25,391)/D-21	13
277		319

1970 (10-3-1/11-4-1)

Dick Nolan, Coach

W 26	Washington (34,984)/S-20	17
W 34	Cleveland (37,502)/S-27	31
L 20	At Atlanta (58,850)/O-4	21
W 20	At Los Angeles Rams (77,272)/O-11	6
T 20	New Orleans (39,446)/O-18	20
W 19	Denver (39,515)/O-25	14
W 26	Green Bay (59,335)/N-1	10
W 37	At Chicago (45,607)/N-8	16
W 30	At Houston (43,040)/N-15	20
L 7	At Detroit (56,232)/N-22	28
L 13	Los Angeles Rams (59,602)/N-29	30
W 24	Atlanta (41,387)/D-6	20
W 38	At New Orleans (61,940)/D-13	27
W 38	At Oakland Raiders (54,535)/D-20	7
352		267

NFC PLAYOFF — DEC. 27

(At Bloomington, MN — Metropolitan Stadium)

W 17	Minnesota (45,103)	14
------	--------------------	----

NFC CHAMPIONSHIP — JAN. 3

(At San Francisco — Kezar Stadium)

L 10	Dallas (59,364)	17
------	-----------------	----

1971 (9-5/10-6)

Dick Nolan, Coach

L 17	At Atlanta (56,990)/S-19	20
W 38	At New Orleans (81,595)/S-26	20
W 31	At Philadelphia (65,358)/O-3	3
L 13	Los Angeles Rams (44,000)/O-10 +	20
W 13	Chicago (44,133)/O-17	0
W 26	At St. Louis (50,419)/O-24	14
W 27	New England (45,092)/O-31	10
W 13	At Minnesota (49,784)/N-7	9
L 20	New Orleans (45,138)/N-14	26
L 6	At Los Angeles Rams (80,050)/N-21	17
W 24	At New York Jets (62,936)/N-28	21
L 17	Kansas City (45,306)-MN/D-6	26
W 24	Atlanta (44,584)/D-12	3
W 31	Detroit (45,580)/D-19	27
300		216

NFC PLAYOFF — DEC. 26

(At San Francisco — Candlestick Park)

W 24	Washington (45,327)	20
------	---------------------	----

NFC CHAMPIONSHIP — JAN. 2

(At Irving — Texas Stadium)

L 3	Dallas (63,409)	14
-----	-----------------	----

+ First 49ers' regular season game at Candlestick Park.

1972 (8-5-1/8-6-1)

Dick Nolan, Coach

W 34	San Diego (56,906)/S-17	3
L 20	At Buffalo (45,825)/S-24	27
W 37	At New Orleans (69,840)/O-1	2
L 7	At Los Angeles Rams (77,382)/O-8	31
L 17	New York Giants (53,284)/O-15	23
T 20	New Orleans (53,571)/O-22	20
W 49	At Atlanta (58,850)/O-29	14
L 24	At G.B. in Milwaukee (47,897)/N-5	34
W 24	Baltimore (57,225)/N-12	21
W 34	At Chicago (65,201)/N-19	21
W 31	At Dallas (65,214)/N-23	10
L 16	Los Angeles Rams (60,175)-MN/D-4	26
W 20	Atlanta (57,523)/D-10	0
W 20	Minnesota (58,502)/D-16	17
353		249

NFC PLAYOFF — DEC. 23

(At San Francisco — Candlestick Park)

L 28	Dallas (59,746)	30
------	-----------------	----

1973 (5-9)

Dick Nolan, Coach

L 13	At Miami (68,275)/S-16	21
W 36	At Denver (50,966)/S-23	34
L 20	Los Angeles Rams (57,487)/S-30	40
W 13	At Atlanta (58,850)/O-7	9
L 13	Minnesota (56,438)/O-14	17
W 40	New Orleans (52,881)/O-21	0
L 3	Atlanta (56,825)/O-28	17
L 20	At Detroit (49,531)/N-4	30
L 9	At Washington (54,381)/N-11	33
L 13	At Los Angeles Rams (78,358)/N-18	31
W 20	Green Bay (49,244)-MN/N-26	6
W 38	Philadelphia (51,155)/D-2	28
L 10	At New Orleans (62,490)/D-9	16
L 14	Pittsburgh (52,752)/D-15	37
262		319

1974 (6-8)

Dick Nolan, Coach

W 17	At New Orleans (65,071)/S-15	13
W 17	At Atlanta (47,686)/S-22	10
L 3	Cincinnati (49,895)/S-29	21
L 9	St. Louis (47,675)/O-6	34
L 13	At Detroit (45,199)-MN/O-14	17
L 14	At Los Angeles Rams (74,070)/O-20	37
L 24	Oakland Raiders (58,524)/O-27	35
L 13	Los Angeles Rams (57,526)-MN/N-4	15
L 14	At Dallas (50,018)/N-10	20



49ers History

W 34	At Chicago (42,731)/N-17	0
W 27	Atlanta (45,435)/N-24	0
L 0	At Cleveland (24,559)/D-1	7
W 7	Green Bay (45,475)/D-8	6
W 35	New Orleans (40,418)/D-15	21
226		236
MN-Monday Night		

1975 (5-9)

Dick Nolan, Coach

L 17	At Minnesota (48,418)/S-21	27
L 14	Los Angeles Rams (55,072)/S-28	23
W 20	At Kansas City (54,490)/O-5	3
L 3	Atlanta (43,719)/O-12	17
W 35	New Orleans (39,654)/O-19	21
L 16	At New England (60,358)/O-26	24
L 17	Detroit (42,683)/N-2	28
W 24	At Los Angeles Rams (78,995)/N-9	23
W 31	Chicago (41,319)/N-16	3
W 16	At New Orleans (40,328)/N-23	6
L 17	At Philadelphia (56,694)/N-30	27
L 13	Houston (43,767)/D-7	27
L 9	At Atlanta (38,501)/D-14	31
L 23	New York Giants (33,939)/D-21	26
255		286

1976 (8-6)

Monte Clark, Coach

W 26	At Green Bay (54,628)/S-12	14
L 12	Chicago (44,158)/S-19	19
W 37	At Seattle (59,108)/S-26	21
W 17	New York Jets (42,961)/O-3	6
W 16	At Los Angeles Rams (84,483)-MN/O-11	0
W 33	New Orleans (43,160)/O-17	3
W 15	Atlanta (50,240)-SN/O-23	0
L 20	At St. Louis (50,365)/O-31	(OT)-23
L 21	Washington (56,134)/N-7	24
L 16	At Atlanta (20,058)-N-14	21
L 3	Los Angeles Rams (57,909)/N-21	23
W 20	Minnesota (56,775)-MN/N-29	16
L 7	At San Diego (33,539)/D-5	(OT)-13
W 27	At New Orleans (42,536)/D-12	7
270		190

1977 (5-9)

Ken Meyer, Coach

L 0	At Pittsburgh (48,046)-MN/S-19	27
L 15	Miami (40,503)/S-25	19
L 14	At Los Angeles Rams (55,466)/O-2	34
L 0	Atlanta (38,009)/O-9	7
L 17	At New York Giants (70,366)/O-16	20
W 28	Detroit (39,392)/O-23	7
W 20	Tampa Bay (34,750)/O-30	10
W 10	At Atlanta (46,577)/N-6	3
W 10	At New Orleans (41,564)/N-13	(OT)-7
L 10	Los Angeles Rams (56,779)/N-20	23
W 20	New Orleans (33,702)/N-27	17
L 27	At Minnesota (40,745)/D-4	28
L 35	Dallas (55,848)-MN/D-12	42
L 14	At G.B. in Milwaukee (44,902)/D-18	16
220		260

1978 (2-14)

Coach*

L 7	At Cleveland (68,973)/S-3	24
L 14	Chicago (49,502)/S-10	16
L 19	At Houston (46,161)/S-17	20
L 10	At New York Giants (71,536)/S-24	27
W 28	Cincinnati (41,107)/O-1	12
L 10	At Los Angeles Rams (59,337)/O-8	27
L 7	New Orleans (37,671)/O-15	14
L 17	Atlanta (34,133)/O-22	20
L 20	At Washington (53,706)/O-29	38
L 10	At Atlanta (55,468)/N-5	21
L 10	St. Louis (33,155)/N-12	16
L 28	Los Angeles Rams (45,022)/N-19	31
L 7	Pittsburgh (51,657)-MN/N-27	24
L 13	At New Orleans (50,068)/D-3	24
W 6	Tampa Bay (30,931)/D-10	3
L 14	At Detroit (56,674)/D-17	33
219		350

* Pete McCulley was fired after 9 games and Fred O'Connor was appointed his successor.

1979 (2-14)

Bill Walsh, Coach

L 22	At Minnesota (46,539)/S-2	28
L 13	Dallas (56,728)/S-9	21
L 24	At Los Angeles Rams (44,303)/S-16	27
L 21	New Orleans (39,727)/S-23	30
L 9	At San Diego (50,893)/S-30	31
L 24	Seattle (44,592)/O-7	35
L 16	At New York Giants (70,352)/O-14	32
W 20	Atlanta (33,952)/O-21	15
L 27	Chicago (42,773)/O-28	28
L 10	At Oakland Raiders (52,764)/N-4	23
L 20	At New Orleans (65,551)/N-11	31
L 28	Denver (42,910)/N-18	38
L 20	Los Angeles Rams (49,282)/N-25	26
L 10	At St. Louis (41,593)/D-2	13
W 23	Tampa Bay (44,506)/O-9	7
L 21	At Atlanta (37,211)/D-16	31
308		416

1980 (6-10)

Bill Walsh, Coach

W 26	At New Orleans (58,621)/S-7	23
W 24	St. Louis (49,999)/S-14	(OT)-21
W 37	At New York Jets (50,608)/S-21	27
L 17	Atlanta (56,518)/S-28	20
L 26	At Los Angeles Rams (62,188)/O-5	48
L 14	At Dallas (63,399)/O-12	59
L 17	Los Angeles Rams (55,360)/O-19	31
L 23	Tampa Bay (51,925)/O-26	24
L 13	At Detroit (78,845)/N-2	17
L 16	At G.B. in Milwaukee (54,475)/N-9	23
L 13	At Miami (45,135)/N-16	17
W 12	New York Giants (38,574)/N-23	0
W 21	New England (45,254)/N-30	17
W 38	New Orleans (37,949)/D-7	(OT)-35
L 10	At Atlanta (55,767)/D-14	35
L 13	Buffalo (37,476)/D-21	18
320		415

1981 (13-3/16-3) World Champions

Bill Walsh, Coach

L 17	At Detroit (62,123)/S-6	24
W 28	Chicago (49,520)/S-13	17
L 17	At Atlanta (56,653)/S-20	34
W 21	New Orleans (44,433)/S-27	14
W 30	At Washington (51,843)/O-4	17
W 45	Dallas (57,574)/O-11	14
W 13	At G.B. in Milwaukee (50,171)/O-18	3
W 20	Los Angeles Rams (59,190)/O-25	17
W 17	At Pittsburgh (52,878)/N-1	14
W 17	Atlanta (59,127)/N-8	14
L 12	Cleveland (52,445)/N-15	15
W 33	At Los Angeles Rams (63,456)/N-22	31
W 17	New York Giants (57,186)/N-29	10
W 21	At Cincinnati (56,796)/D-6	3
W 28	Houston (55,707)/D-13	6
W 21	At New Orleans (43,639)/D-20	17
357		250

NFC Playoff — Jan. 3

(At San Francisco - Candlestick Park)

W 38	New York Giants (58,360)	24
------	--------------------------	----

NFC Championship — Jan. 10

(At San Francisco - Candlestick Park)

W 28	Dallas (60,525)	27
------	-----------------	----

Super Bowl XVI — Jan. 24

(At Pontiac, Michigan - Silverdome)

W 26	Cincinnati (81,270)	21
------	---------------------	----

1982 (3-6)

Bill Walsh, Coach

L 17	Los Angeles Raiders (59,748)/S-12	23
L 21	At Denver (73,899)/S-19	24
W 31	At St. Louis (38,064)/N-21	20
L 20	New Orleans (51,611)/N-28	23
W 30	At Los Angeles Rams (58,574)/THN/D-2	24
L 37	San Diego (51,988)/SA/D-11	41
L 7	Atlanta (53,234)/SUN/D-19	17
W 26	At Kansas City (24,319)/D-26	13
L 20	Los Angeles Rams (54,256)/J-2	21
209		206

1983 (10-6/11-7)

Bill Walsh, Coach

L 17	Philadelphia (55,775)/SA/S-3	22
W 48	At Minnesota (58,167)/THN/S-8	17
W 42	At St. Louis (38,130)/S-18	27
W 24	Atlanta (57,814)/S-25	20
W 33	At New England (54,293)/O-2	13
L 7	Los Angeles Rams (59,119)/O-9	10
W 32	At New Orleans (68,134)/O-16	13
W 45	At Los Angeles Rams (66,070)/O-23	35
L 13	New York Jets (54,796)/O-30	27
L 17	Miami (57,832)/N-6	20
W 27	New Orleans (40,022)/N-13	0
L 24	At Atlanta (32,782)/N-20	28
L 3	At Chicago (40,483)/N-27	13
W 35	Tampa Bay (49,773)/D-4	21
W 23	At Buffalo (38,039)/D-11	10
W 42	Dallas (59,957)/MN/D-19	17
432		293

NFC Playoff — Dec. 31 (At San Francisco - Candlestick Park)

W 24	Detroit (58,386)/SA	23
------	---------------------	----

NFC Championship — Jan. 8

(At Washington, DC - RFK Stadium)

L 21	Washington (55,363)	24
------	---------------------	----

1984 (15-1/18-1) World Champions

Bill Walsh, Coach

W 30	At Detroit (56,782)/S-2	27
W 37	Washington (59,707)/MN/S-10	31
W 30	New Orleans (57,611)/S-16	20
W 21	At Philadelphia (62,771)/S-23	9
W 14	Atlanta (57,990)/S-30	5
W 31	At New York Giants (76,112)/MN/O-8	10
L 17	Pittsburgh (59,110)/O-14	20
W 34	At Houston (39,900)/O-21	21
W 33	At Los Angeles Rams (65,481)/O-28	0
W 23	Cincinnati (58,234)/N-4	17
W 41	At Cleveland (60,092)/N-11	7
W 24	Tampa Bay (57,704)/N-18	17
W 35	At New Orleans (65,177)/N-25	3
W 35	At Atlanta (29,644)/D-2	17
W 51	Minnesota (56,670)/SA/D-8	7
W 19	Los Angeles Rams (59,743)/FN/D-14	16
475		227

NFC Playoff — Dec. 29

(At San Francisco - Candlestick Park)

W 21	New York Giants (60,303)/SA	10
------	-----------------------------	----

NFC Championship — Jan. 6

(At San Francisco - Candlestick Park)

W 23	Chicago (61,040)	0
------	------------------	---

Super Bowl XIX — Jan. 20 (At Palo Alto, California - Stanford Stadium)

W 38	Miami (84,059)	16
------	----------------	----

1985 (10-6/10-7)

Bill Walsh, Coach

L 21	At Minnesota (57,375)/S-8	28
W 35	Atlanta (58,923)/S-15	16
W 34	At Los Angeles Raiders (87,006)/S-22	10
L 17	New Orleans (58,053)/S-29	20
W 38	At Atlanta (44,740)/O-6	17
L 10	Chicago (60,523)/O-13	26
L 21	At Detroit (67,715)/O-20	23
W 28	At Los Angeles Rams (65,939)/O-27	14
W 24	Philadelphia (58,383)/N-3	13
L 16	At Denver (73,173)/MN/N-11	17
W 31	Kansas City (56,447)/N-17	3
W 19	Seattle (57,482)/MN/N-25	6
W 35	At Washington (51,321)/D-1	8
L 20	Los Angeles Rams (60,581)/MN/D-9	27
W 31	At New Orleans (46,065)/D-15	19
W 31	Dallas (60,114)/D-22	16
411		263

NFC Wildcard — Dec. 28

(At Meadowlands, N.J. - Giants Stadium)

L 3	New York Giants (75,842)	17
-----	--------------------------	----



49ers History

1986 (10-5-1/10-6-1)

Bill Walsh, Coach

W 31	At Tampa Bay (50,780)/S-7	7
L 13	At Los Angeles Rams (65,195)/S-14	16
W 26	New Orleans (58,297)/S-21	17
W 31	At Miami (70,264)/S-28	17
W 35	Indianapolis (57,252)/O-5	14
L 24	Minnesota (58,637)/O-12	(OT)-27
T 10	At Atlanta (55,306)/O-19	(OT)-10
W 31	At G.B. in Milwaukee (50,557)/O-26	17
L 10	At New Orleans (52,234)/N-2	23
W 43	St. Louis (59,172)/N-9	17
L 6	At Washington (54,774)-MN/N-17	14
W 20	Atlanta (58,747)/N-23	0
L 17	New York Giants (59,777)-MN/D-1	21
W 24	New York Jets (58,091)/D-7	10
W 29	At New England (60,787)/D-14	24
W 24	Los Angeles Rams (60,266)-FN/D-19	14
374		247

NFC Playoff — Jan. 4

(At Meadowlands, N.J. - Giants Stadium)

L 3	New York Giants (76,034)	49
-----	--------------------------	----

1987 (13-2/13-3)

Bill Walsh, Coach

L 17	At Pittsburgh (55,735)/S-13	30
W 27	At Cincinnati (53,498)/S-20	26
W 41	At New York Giants (16,471)-MN/O-5	21
W 25	At Atlanta (8,684)/O-11	17
W 34	St. Louis (38,094)/O-18	28
W 24	At New Orleans (60,497)/O-25	22
W 31	At Los Angeles Rams (55,328)/N-1	10
W 27	Houston (59,740)/N-8	20
L 24	New Orleans (60,436)/N-15	26
W 24	At Tampa Bay (63,211)/N-22	10
W 38	Cleveland (60,243)-SUN/N-29	24
W 23	At Green Bay (51,118)/D-6	12
W 41	Chicago (63,509)-MN/O-14	0
W 35	Atlanta (54,698)/D-20	7
W 48	Los Angeles Rams (57,953)-SUN/D-27	0
459		253

NFC Playoff — Jan. 9

(At San Francisco - Candlestick Park)

L 24	Minnesota (62,547)	36
------	--------------------	----

1988 (10-6/13-6)

World Champions

Bill Walsh, Coach

W 34	At New Orleans (66,357)/S-4	33
W 20	At New York Giants (75,948)/S-11	17
L 17	Atlanta (60,168)/S-18	34
W 38	At Seattle (62,382)/S-25	7
W 20	Detroit (58,285)/O-2	13
L 13	Denver (61,711)/O-9	(OT)16
W 24	At L.A. Rams (65,450)/O-10	21
L 9	At Chicago (65,293)-MN/O-24	10
W 24	Minnesota (60,738)/O-30	21
L 23	At Phoenix (64,544)/N-6	24
L 3	L.A. Raiders (54,448)/N-13	9
W 37	Washington (59,268)-MN/N-21	21
W 48	At San Diego (51,484)/N-27	10

W 13	At Atlanta (44,048)/D-4	3
W 30	New Orleans (62,977)/D-11	17
L 16	Rams (62,444)-SUN/D-18	38
369		294

NFC Playoff — Jan. 1

(At San Francisco - Candlestick Park)

W 34	Minnesota (61,848)	9
------	--------------------	---

NFC Championship — Jan. 8

(At Chicago - Soldier Field)

W 28	At Chicago (66,946)	3
------	---------------------	---

Superbowl XXIII — Jan. 22

(At Miami - Joe Robbie Stadium)

W 20	Cincinnati (75,129)	16
------	---------------------	----

1989 (14-2/17-2)

World Champions

George Seifert, Coach

W 30	At Indianapolis (60,111)/S-10	24
W 20	At Tampa Bay (64,087)/S-17	16
W 38	At Philadelphia (66,042)/S-24	28
L 12	Los Angeles Rams (64,250)/O-1	13
W 24	At New Orleans (60,488)/O-8	20
W 31	At Dallas (61,077)/O-15	14
W 37	New England (70,000)/O-22+	20
W 23	At New York Jets (62,805)/O-29	10
W 31	New Orleans (60,667)-MN/N-6	13
W 45	Atlanta (59,914)/N-12	3
L 17	Green Bay (62,219)/N-19	21
W 34	New York Giants (63,461)-MN/N-27	24
W 23	At Atlanta (43,128)/D-3	10
W 30	At Los Angeles Rams (67,959)-MN/D-11	27
W 21	Buffalo (60,927)/D-17	10
W 26	Chicago (60,207)/D-24	0
442		253

NFC Playoff — Jan. 6

(At San Francisco - Candlestick Park)

W 41	Minnesota (64,585)	13
------	--------------------	----

NFC Championship — Jan. 14

(At San Francisco - Candlestick Park)

W 30	Los Angeles Rams (64,769)	3
------	---------------------------	---

Superbowl XXIV — Jan. 28

(At New Orleans - Louisiana Superdome)

W 55	Denver (72,919)	10
------	-----------------	----

+ Game played at Stanford Stadium due to Bay Area earthquake — October 17, 1989

1990 (14-2/15-3)

George Seifert, Coach

W 13	At New Orleans (68,629)-MN/S-10	12
W 26	Washington (64,287)/S-16	13
W 19	Atlanta (62,858)/S-23	13
—	BYE/S-30	—
W 24	At Houston (59,931)/O-7	21
W 45	At Atlanta (57,921)/O-14	35
W 27	Pittsburgh (64,301)/O-21	7
W 20	Cleveland (63,672)/O-28	17
W 24	At Green Bay (58,835)/N-4	20
W 24	At Dallas (62,966)-SUN/N-11	6
W 31	Tampa Bay (62,221)/N-18	7
L 17	Los Angeles Rams (62,633)/N-25	28

49ers History



W	7	New York Giants (66,092)-MN/D-3.....	3
W	20	At Cincinnati (60,084)/D-9.....(OT)	17
W	26	At Los Angeles Rams (65,619)-MN/D-17.....	10
L	10	New Orleans (60,112)/D-23.....	13
W	20	At Minnesota (51,590)/D-30.....	17
	353		239

NFC Playoff — Jan. 12

(At San Francisco - Candlestick Park)

W	28	Washington (65,292).....	10
---	----	--------------------------	----

NFC Championship — Jan. 20

(At San Francisco - Candlestick Park)

L	13	New York Giants (66,334).....	15
---	----	-------------------------------	----

1991 (10-6)

George Seifert, Coach

L	14	At New York Giants (76,319)-MN/S-2.....	16
W	34	San Diego (60,753)-S-8.....	14
L	14	At Minnesota (59,148)-S-15.....	17
W	27	Los Angeles Rams (63,871)-S-22.....	10
L	6	At Los Angeles Raiders (91,494)-S-29.....	12
—	—	BYE/O-6.....	—
L	34	Atlanta (57,343)-O-13.....	39
W	35	Detroit (61,240)-O-20.....	3
W	23	At Philadelphia (65,796)-O-27.....	7
L	14	At Atlanta (51,259)-N-3.....	17
L	3	At New Orleans (68,591)-N-10.....	10
W	14	Phoenix (50,180)-N-17.....	10
W	33	At Los Angeles Rams (61,881)-MN/N-25.....	10
W	38	New Orleans (62,092)-D-1.....	24
W	24	At Seattle (56,711)-D-8.....	22
W	28	Kansas City (62,672)-SA/D-14.....	14
W	52	Chicago (60,419)-MN/D-22.....	14
	393		239

1992 (14-2/15-3)

George Seifert, Coach

W	31	At New York Giants (74,519)/S-6.....	14
L	31	Buffalo (64,053)/S-13.....	34
W	31	At New York Jets (71,020)/S-20.....	14
W	16	At New Orleans (68,591)-SN/S-27.....	10
W	27	Los Angeles Rams (63,071)/O-4.....	12
W	24	At New England (54,126)/O-11.....	24
W	56	Atlanta (63,302)/O-18.....	17
—	—	BYE/O-25.....	—
L	14	At Phoenix (47,642)/N-1.....	24

W	41	At Atlanta (67,404)-MN/N-9.....	3
W	21	New Orleans (64,895)/N-15.....	20
W	27	At Los Angeles Rams (65,858)/N-22.....	10
W	20	Philadelphia (63,374)/N-29.....	14
W	27	Miami (58,474)/D-6.....	3
W	20	At Minnesota (60,685)/D-13.....	17
W	21	Tampa Bay (60,519)/D-19.....	14
W	24	Detroit (55,907)-MN/D-28.....	6
	431		236

NFC Playoff — Jan. 9

(At San Francisco - Candlestick Park)

W	20	Washington (64,991).....	13
---	----	--------------------------	----

NFC Championship — Jan. 17

(At San Francisco - Candlestick Park)

L	20	Dallas (64,920).....	30
---	----	----------------------	----

1993 (10-6/11-7)

George Seifert, Coach

W	24	At Pittsburgh (57,502)/S-5.....	13
L	13	At Cleveland (78,218)-MN/S-13.....	23
W	37	Atlanta (63,032)/S-19.....	30
L	13	At New Orleans (69,041)/S-26.....	16
W	38	Minnesota (63,071)/O-3.....	19
—	—	BYE/O-10.....	—
L	17	At Dallas (65,099)/O-17.....	26
W	28	Phoenix (62,020)/O-24.....	14
W	40	Los Angeles Rams (63,417)/O-31.....	17
—	—	BYE/N-7.....	—
W	45	At Tampa Bay (43,835)/N-14.....	21
W	42	New Orleans (66,500)-MN/N22.....	7
W	35	At Los Angeles Rams (62,143)/N-28.....	10
W	21	Cincinnati (60,039)-SUN/D-5.....	8
L	24	At Atlanta (64,688)-SA/D-11.....	27
W	55	At Detroit (77,052)/D-19.....	17
L	7	Houston (61,744)-SA/D-25.....	10
L	34	Philadelphia (61,653)-MN/J-3.....(OT)	37
	473		295

NFC Playoff — Jan. 15

(At San Francisco - Candlestick Park)

W	44	New York Giants (67,143).....	3
---	----	-------------------------------	---

NFC Championship — Jan. 27

(At Irving - Texas Stadium)

L	21	At Dallas (64,902).....	38
---	----	-------------------------	----

— 49ERS FACT —

MOST SEASONS WITH 10+ WINS SINCE 1970

1.	Dallas.....	16
2.	Miami.....	15
3.	San Francisco.....	13
	Washington.....	13
5.	L.A. Rams.....	12



Preseason Results (Since 1946)

1946 (2-0)

17	L.A. Dons (San Diego/10,000)-A-24	7
34	Chicago Rockets (Kezar/34,000)-S-1	14

1947 (0-1)

7	L.A. Dons (Kezar/19,000)-A-24	14
---	-------------------------------	----

1948 (2-0)

42	L.A. Dons (Pasadena/58,207)-A-18	24
42	Baltimore (Kezar/35,139)-A-22	14

1949 (2-0-1)

28	L.A. Dons (Los Angeles/81,272)-A-10	7
21	Buffalo (Kezar/28,084)-A-14	0
21	Cleveland (Cleveland/31,157)-A-19	21

1950 (1-4)

12	Washington (Kezar/51,201)-A-20	31
10	Philadelphia (Kezar/17,000)-A-27	28
27	Baltimore (Baltimore/6,000)-A-30	14
21	Chicago Cards (Chicago/29,207)-S-1	28
10	Pittsburgh (Pittsburgh/19,733)-S-10	13

1951 (4-1)

45	Washington (Kezar/27,280)-A-19	14
7	Chicago Bears (Kezar/38,836)-A-26	24
24	Pittsburgh (Syracuse/18,021)-S-8	7
20	Green Bay (Minneapolis/19,021)-S-12	0
37	Chicago Cards (Omaha/10,000)-S-23	17

1952 (7-0)

79	San Francisco Broncos+ (Kezar/87,000)-A-10	0
35	Washington (Kezar/35,234)-A-17	0
38	Chicago Cards (Kezar/34,109)-A-24	14
17	L.A. Rams (Los Angeles/67,799)-S-3	7
29	Pittsburgh (Pittsburgh/21,759)-S-7	14
35	Cleveland (Akron/30,199)-S-13	31
76	San Jose Packers+ (San Jose/6,839)-S-19	0

1953 (3-3-1)

42	Fort Ord# (Sacramento/17,000)-A-15	7
7	New York (Kezar/36,273)-A-23	20
7	Washington (Kezar/25,784)-A-30	0
10	L.A. Rams (Los Angeles/39,816)-S-3	35
31	Philadelphia (San Antonio/15,378)-S-7	28
14	Chicago Cards (Kezar/22,736)-S-13	14
21	New York (New York/22,551)-S-17	28

1954 (7-0)

42	Fort Ord# (Kezar/19,779)-A-8	14
43	New York (Kezar/29,296)-A-15	35
30	Washington (Sacramento/23,389)-A-21	7
42	Chicago Cards (Kezar/24,559)-A-29	7
38	Cleveland (Kezar/46,877)-S-5	21
28	L.A. Rams (Los Angeles/84,572)-S-10	27
37	Pittsburgh (Tucson/16,000)-S-15	14

1955 (5-1)

7	Washington (Kezar/27,237)-A-7	6
60	Pittsburgh (Sacramento/23,496)-A-13	14
17	New York (Seattle/49,000)-A-20	28
17	Cleveland (Kezar/41,604)-A-28	14
43	Chicago Cards (Kezar/33,579)-S-4	7
31	L.A. Rams (Los Angeles/65,633)-S-9	10

1956 (3-3)

28	Cleveland (Kezar/38,741)-A-19	17
20	Washington (Kezar/27,812)-A-26	0
14	Chicago Cards (Kezar/28,758)-S-2	13
14	New York (Portland/28,448)-S-8	21
24	L.A. Rams (Los Angeles/57,688)-S-14	33
14	Philadelphia (Sacramento/20,989)-S-23	21

1957 (6-1)

24	New York (Kezar/33,673)-A-18	15
27	Washington (Kezar/24,781)-A-25	21
21	Cleveland (Kezar/32,840)-S-1	17
27	Chicago Cards (Kezar/28,000)-S-7	21
27	L.A. Rams (Los Angeles/75,172)-S-13	58
17	Philadelphia (Kezar/21,817)-S-22	14

1958 (3-3)

10	New York (Kezar/25,657)-A-17	19
20	Washington (Portland/25,442)-A-23	19
21	Cleveland (Kezar/23,997)-A-31	16
55	Chicago Cards (Kezar/31,339)-S-7	31
38	L.A. Rams (Los Angeles/62,546)-S-12	40
28	Philadelphia (Kezar/33,398)-S-21	31

1959 (2-4)

27	Washington (Kezar/21,201)-A-16	24
17	Green Bay (Kezar/18,916)-A-23	24
17	Cleveland (Kezar/24,737)-A-30	14
24	Chicago Cards (Seattle/23,000)-S-5	27
14	L.A. Rams (Los Angeles/59,552)-S-12	48
13	New York (Salt Lake City/18,496)-S-19	17

1960 (3-3)

16	Dallas (Seattle/22,000)-A-6	10
31	Washington (Kezar/13,163)-A-14	7
45	Philadelphia (Kezar/17,667)-A-21	28
24	Cleveland (Portland/25,898)-S-3	26
17	L.A. Rams (Los Angeles/51,398)-S-9	28
17	St. Louis (Kezar/13,021)-S-18	24

1961 (3-2)

20	New York (Portland/24,084)-A-12	21
24	Cleveland (Kezar/38,759)-A-20	27
14	Minnesota (Portland/27,044)-A-26	10
38	L.A. Rams (Los Angeles/42,558)-S-1	20
24	Dallas (Sacramento/22,130)-S-9	7

1962 (4-1)

30	Minnesota (Seattle/22,500)-A-11	24
42	New York (Kezar/38,392)-A-19	10
27	Cleveland (Portland/27,161)-A-25	34
26	Dallas (Sacramento/20,000)-S-1	7
19	L.A. Rams (Los Angeles/39,569)-S-8	3

1963 (0-5)

28	Minnesota (Portland/20,837)-A-10	43
22	St. Louis (Salt Lake City/19,038)-A-16	24
7	Cleveland (Kezar/28,335)-A-25	24
24	Dallas (Bakersfield/9,927)-A-30	37
0	L.A. Rams (Los Angeles/34,405)-S-7	17

+ Semi Pro Team

1964 (1-4)

26	Cleveland (Kezar/34,405)-A-9	7
23	Dallas (Portland/24,679)-A-15	34
21	Minnesota (Sall Lake City/20,207)-A-22	24
14	Pittsburgh (Omaha/15,666)-A-29	16
17	L.A. Rams (Los Angeles/39,569)-S-5	21

1965 (2-2-1)

21	Cleveland (Kezar/22,000)-A-15	37
27	Dallas (Portland/24,837)-A-21	7
17	St. Louis (St. Louis/29,831)-A-27	17
23	Pittsburgh (Providence/12,020)-S-4	9
14	L.A. Rams (Los Angeles/29,510)-S-11	34

1966 (0-5)

13	Dallas (Kezar/28,899)-A-7	24
17	Cleveland (Kezar/27,867)-A-14	28
17	Pittsburgh (Portland/18,090)-A-20	34
17	Atlanta (Columbia, S.C./21,780)-A-27	24
9	L.A. Rams (Los Angeles/39,879)-S-3	29

1967 (2-3)

42	Cleveland (Kezar/27,482)-A-13	14
24	Dallas (Kezar/31,212)-A-20	30
10	New Orleans (Portland/23,348)-A-26	24
13	Oakland (Oakland/53,254)-S-3	10
7	L.A. Rams (Los Angeles/53,822)-S-9	34

1968 (1-5)

18	San Diego (San Diego/39,553)-A-3	30
14	Dallas (Kezar/27,530)-A-11	16
17	Cleveland (Kezar/26,801)-A-18	31
22	Denver (Denver/22,254)-A-23	6
19	Oakland (Kezar/57,593)-S-1	26
20	L.A. Rams (Los Angeles/48,143)-S-6	21

1969 (0-6)

19	Cleveland (Seattle/32,219)-A-10	24
17	Dallas (Kezar/33,894)-A-17	20
15	Denver (Denver/33,161)-A-23	19
28	Oakland (Oakland/52,122)-A-31	42
10	St. Louis (Kezar/32,506)-S-7	21
28	L.A. Rams (Anaheim/39,179)-S-13	31

1970 (1-4)

14	Cleveland (Tampa/41,851)-A-15	17
7	Miami (Miami/52,812)-A-22	17
23	Denver (Eugene/26,238)-A-29	7
17	Oakland (Kezar/55,521)-S-6	31
14	L.A. Rams (Los Angeles/55,430)-S-12	17

1971 (3-2-1)

38	Cleveland (Candlestick/40,000)-X-A-8	24
17	Miami (Miami/57,008)-A-13	17
28	San Diego (Candlestick/40,000)-A-22	17
33	Denver (Spokane/33,184)-A-28	17
28	Oakland (Oakland/53,696)-S-4	34
20	L.A. Rams (Los Angeles/55,607)-S-9	23

1972 (3-3)

10	New York Jets (Jacksonville/41,920)-A-5	17
20	Cleveland (Candlestick/49,767)-A-13	13
16	San Diego (San Diego/47,308)-A-19	17
24	Denver (Candlestick/52,738)-A-27	27
34	Oakland (Candlestick/59,265)-S-3	21
17	L.A. Rams (Los Angeles/60,807)-S-8	14

1973 (4-3)

20	New England (Canton/19,685)-J-28	7
27	Cleveland (Cleveland/65,707)-A-6	16
14	New York Jets (Tampa/46,477)-A-11	34
19	San Diego (Candlestick/54,977)-A-19	7
43	Denver (Candlestick/54,271)-A-26	7
17	Oakland (Oakland/53,612)-S-1	23
10	L.A. Rams (Los Angeles/57,687)-S-7	38

1974 (0-6)

6	San Diego (San Diego/18,870)-A-3	20
20	Cleveland (Cleveland/24,008)-A-12	21
3	Denver (Candlestick/30,001)-A-18	10
6	Kansas City (Kansas City/46,548)-A-24	26
19	Oakland Raiders (Candlestick/52,538)-S-2	20
7	L.A. Rams (Candlestick/49,603)-S-8	17

1975 (3-3)

17	Cleveland (Candlestick/45,560)-A-10	10
6	L.A. Rams (Los Angeles/58,230)-A-16	10
7	San Diego (San Diego/18,764)-A-21	20
21	Oakland (Oakland/52,866)-A-30	40
44	Denver (Candlestick/45,686)-S-7	10
24	Green Bay (Green Bay/56,267)	3

1976 (4-2)

27	Seattle (Seattle/60,825)-A-1	20
17	Denver (Candlestick/40,052)-A-8	7
21	Kansas City (Candlestick/39,745)-A-15	13
17	San Diego (Honolulu/36,364)-A-21	16
9	Oakland (Candlestick/52,704)-A-29	14
3	L.A. Rams (Los Angeles/55,256)-S-4	10

1977 (1-5)

24	Seattle (Candlestick/38,024)-A-7	34
13	San Diego (San Diego/26,620)-A-13	32
23	L.A. Rams (Candlestick/44,898)-A-21	14
3	Houston (Houston/36,538)-A-29	17
0	Oakland (Oakland/53,442)-S-3	33
0	Denver (Candlestick/36,441)-S-10	20

1978 (1-3)

24	Dallas (Dallas/63,736)-A-5	41
6	Seattle (Candlestick/36,069)-A-12	20
14	Oakland (Candlestick/58,658)-A-20	31
24	Denver (Denver/73,559)-A-25	13

1979 (1-3)

13	San Diego (Candlestick/32,275)-A-4	10
10	Oakland (Oakland/53,503)-A-11	41
0	Denver (Candlestick/34,133)-A-18	21
20	Seattle (Seattle/59,941)-A-24	55

1980 (3-1)

33	Oakland (Candlestick/55,585)-A-9	14
17	San Diego (San Diego/48,836)-A-16	14
7	Seattle (Candlestick/41,841)-A-23	10
31	Kansas City (Tucson/27,000)-A-30	21

1981 (2-2)

27	Seattle (Seattle/56,958)-A-5	(OT)-24
28	San Diego (Candlestick/41,667)-A-15	31
24	Seattle (Candlestick/37,563)-A-22	17
7	Oakland (Oakland/51,192)-A-29	21

X First 49ers pro football game in Candlestick Park: August 8, 1971.



49ers History

1982 (2-2)

14	L.A. Raiders (Candlestick/61,065)-A-14	17
16	St. Louis (Candlestick/51,931)-A-21	13
9	San Diego (San Diego/48,697)-A-28	23
17	Seattle (Seattle/57,839)-S-3	13

1983 (1-3)

23	L.A. Raiders (Los Angeles/41,337)-A-6	(OT)-26
17	New England (Candlestick/50,043)-A-14	15
7	San Diego (San Diego/43,939)-A-20	24
6	Seattle (Candlestick/47,074)-A-27	20

1984 (2-2)

13	L.A. Raiders (Candlestick/61,361)-A-4	10
20	Denver (Denver/70,211)-A-11	21
15	San Diego (San Diego/58,356)-A-18	35
17	Seattle (Candlestick/49,219)-A-24	7

1985 (3-1)

28	L.A. Raiders (Los Angeles/54,990)-A-10	21
13	Denver (Candlestick/55,425)-A-19	20
25	San Diego (Candlestick/50,569)-A-24	10
23	Seattle (Seattle/60,403)-A-30	21

1986 (2-2)

32	L.A. Raiders (Candlestick/61,834)-A-10	0
17	L.A. Rams (Anaheim/49,146)-A-18	31
9	Denver (Denver/73,592)-A-23	14
21	Seattle (Candlestick/52,419)-A-29	10

1987 (3-2)

20	Kansas City (Canton/23,826)-A-8	7
42	L.A. Raiders (Los Angeles/53,838)-A-15	16
3	Dallas (Candlestick/57,598)-A-22	13
17	San Diego (Candlestick/52,733)-A-27	3
10	Seattle (Seattle/59,653)-S-4	34

1988 (3-2)

21	Miami (London, England/70,535)-S-31	27
24	L.A. Raiders (Candlestick/64,457)-A-6	10
24	Denver (Denver/75,067)-A-13	34
34	San Diego (San Diego/39,044)-A-20	27
27	Seattle (Candlestick/53,357)-A-26	21

1989 (3-2)

13	L.A. Rams (Tokyo, Japan/43,896)-A-6	(OT)-16
37	L.A. Raiders (Los Angeles/36,739)-A-12	7
35	Denver (Candlestick/58,641)-A-19	17
17	San Diego (Candlestick/54,471)-A-23	14
17	Seattle (Seattle/58,641)-S-1	28

1990 (1-3)

13	L.A. Raiders (Candlestick/59,677)-A-11	23
27	Denver (Denver/74,164)-A-20	24
28	San Diego (San Diego/49,289)-A-25	29
10	Seattle (Candlestick/54,269)-A-31	30

1991 (5-0)

24	L.A. Raiders (Los Angeles/45,365)-J-27	17
21	Chicago (Berlin, Germany/66,876)-A-3	7
24	Denver (Candlestick/54,170)-A-7	6
24	San Diego (Candlestick/53,453)-A-19	13
28	Seattle (Seattle/54,111)-A-23	16

1992 (5-0)

13	Denver (50,435)-A-3	7
24	L.A. Raiders (49,068)-A-8	10
17	Washington (London, England/61,722)-A-16	15
20	At San Diego (40,921)-A-21	14
24	Seattle (52,822)-A-28	17

1993 (4-1)

21	Pittsburgh (Barcelona, Spain/45,330)-A-1	14
27	L.A. Raiders (Stanford Stadium/68,011)-A-8	0
16	At Denver (71,921)-A-16	13
0	At Seattle (51,086)-A-21	30
30	San Diego (53,649)-A-28	14

Service Team;

+ Semi Pro Team

49ERS' COACHING RECORDS (Includes Postseason Games)

Coach	Years	W	L	T	Percentage
Lawrence "Buck" Shaw	(9) 1946-54	72	40	4	.638
Norman "Red" Strader	(1) 1955	4	8	0	.333
Frank Albert	(3) 1956-58	19	17	1	.527
Howard "Red" Hickey*	(5) 1959-63	27	27	1	.500
Jack Christiansen+	(5) 1963-67	26	38	3	.411
Dick Nolan	(8) 1968-75	56	56	5	.500
Monte Clark	(1) 1976	8	6	0	.571
Ken Meyer	(1) 1977	5	9	0	.357
Pete McCulley@	1978	1	8	0	.111
Fred O'Connor#	1978	1	6	0	.143
Bill Walsh	(10) 1979-88	102	63	1	.618
George Seifert	(5) 1989-curr.	68	21	0	.764
Total		389	299	15	.564

49ERS PLAYOFF HISTORY

Date	Game	Winner	Loser	Score	Site
1949 Season					
Dec. 4, 1949	First Round	49ers	N.Y. Yankees	17-7	Kezar Stadium
Dec. 11, 1949	AAFC Championship	Cleveland	49ers	21-7	Kezar Stadium
1957 Season					
Dec. 22, 1957	Playoff Game	Detroit	49ers	31-27	Kezar Stadium
1970 Season					
Dec. 27, 1970	NFC Divisional	49ers	Minnesota	17-14	Metropolitan Stadium
Jan. 3, 1971	NFC Championship	Dallas	49ers	17-10	Kezar Stadium
1971 Season					
Dec. 26, 1971	NFC Divisional	49ers	Washington	24-20	Candlestick Park
Jan. 2, 1972	NFC Championship	Dallas	49ers	14-3	Texas Stadium
1972 Season					
Dec. 23, 1972	NFC Divisional	Dallas	49ers	30-28	Candlestick Park
1981 Season					
Jan. 3, 1982	NFC Divisional	49ers	N.Y. Giants	38-24	Candlestick Park
Jan. 10, 1982	NFC Championship	49ers	Dallas	28-27	Candlestick Park
Jan. 24, 1982	Super Bowl XVI	49ers	Cincinnati	26-21	Pontiac Silverdome
1983 Season					
Dec. 31, 1983	NFC Divisional	49ers	Detroit	24-23	Candlestick Park
Jan. 8, 1984	NFC Championship	Washington	49ers	24-21	RFK Stadium
1984 Season					
Dec. 29, 1984	NFC Divisional	49ers	N.Y. Giants	21-10	Candlestick Park
Jan. 6, 1985	NFC Championship	49ers	Chicago	23-0	Candlestick Park
Jan. 20, 1985	Super Bowl XIX	49ers	Miami	38-16	Stanford Stadium
1985 Season					
Dec. 28, 1985	NFC Wildcard	N.Y. Giants	49ers	17-3	Giants Stadium
1986 Season					
Jan. 4, 1987	NFC Divisional	N.Y. Giants	49ers	49-3	Giants Stadium
1987 Season					
Jan. 9, 1988	NFC Divisional	Minnesota	49ers	36-24	Candlestick Park
1988 Season					
Jan. 1, 1989	NFC Divisional	49ers	Minnesota	34-9	Candlestick Park
Jan. 8, 1989	NFC Championship	49ers	Chicago	28-3	Soldier Field
Jan. 22, 1989	Super Bowl XXIII	49ers	Cincinnati	20-16	Joe Robbie Stadium
1989 Season					
Jan. 6, 1990	NFC Divisional	49ers	Minnesota	41-13	Candlestick Park
Jan. 14, 1990	NFC Championship	49ers	L.A. Rams	30-3	Candlestick Park
Jan. 28, 1990	Super Bowl XXIV	49ers	Denver	55-10	LA Superdome
1990 Season					
Jan. 12, 1991	NFC Divisional	49ers	Washington	28-10	Candlestick Park
Jan. 20, 1991	NFC Championship	N.Y. Giants	49ers	15-13	Candlestick Park
1992 Season					
Jan. 9, 1993	NFC Divisional	49ers	Washington	20-13	Candlestick Park
Jan. 17, 1993	NFC Championship	Dallas	49ers	30-20	Candlestick Park
1993 Season					
Jan. 15, 1994	NFC Divisional	49ers	N.Y. Giants	44-3	Candlestick Park
Jan. 23, 1994	NFC Championship	Dallas	49ers	38-21	Texas Stadium
Playoff Record: 19-12					
Playoff Record at Home: 13-7					
Playoff Record Away: 2-5					
Neutral Site: 4-0					
49ers vs.:					
Chicago	2-0	1,000	Minnesota	3-1	.750
Cincinnati	2-0	1,000	Washington	3-1	.750
Denver	1-0	1,000	Detroit	1-1	.500
L.A. Rams	1-0	1,000	N.Y. Giants	3-3	.500
Miami	1-0	1,000	Dallas	1-5	.166
N.Y. Yankees	1-0	1,000	Cleveland	0-1	.000
Super Bowl Championships: (4) 1981, 1984, 1988, 1989					



49ERS HISTORICAL HIGHLIGHTS (NFL 1950-93)

Here are the team's historical highlights beginning with its first year in the NFL:

1950 — The 49ers struggled in their NFL debut, winning only three games. A rival coach described them as "not big enough or tough enough."

1951 — In an amazing reversal of form sparked by a great rookie group, the 49ers were in the race until the season's final day and finished only a half game off the top. Led by **Hardy Brown** and his famed "shoulder tackle," the club had one of the toughest defensive units in the League. **Y.A. Tittle** and **Billy Wilson** began their great careers.

1952 — After a blazing start, the 49ers slumped in mid season. **Hugh "The King" McElhenny** came off the University of Washington campus to become "Player of the Year" and the most feared runner in football.

1953 — The 49ers had their best NFL showing posting a 9-3 record, normally good enough for a championship. Detroit, however, was 10-2. Two of San Francisco's losses came with **Y.A. Tittle** sidelined because of a severe facial injury. The three defeats were by a total of nine points. **Joe (The Jet) Perry** became one of the few players in pro history to gain more than 1,000 yards in a single season. **Gordy Soltau** was the league's top scorer for the second straight year.

1954 — Early momentum was broken by injuries to key players such as **Y.A. Tittle**, **Hugh McElhenny**, and **Joe Perry**. Perry gained more than 1,000 yards again, the first man ever to achieve this distinction in consecutive seasons.

1955 — With **Hugh McElhenny** hobbled by a foot injury, the 49ers had their second worst season in history under **Norman P. Strader**, who succeeded **Buck Shaw** as head coach.

1956 — In **Frankie Albert**'s first year at the helm, the 49ers were in last place at midseason with a 1-6 record. They went 4-0-1 in their last five games for a brilliant stretch drive.

1957 — This undoubtedly was one of the most emotional and dramatic seasons in 49ers history. Every game was a "cliffhanger" and the "Alley-Oop" pass from **Y.A. Tittle** to rookie **R.C. Owens** became a household byword. Emotions reached a peak when the beloved **Tony Morabito** collapsed and died of a heart attack at the Chicago Bears game on Oct. 27. Trailing 17-7, the 49ers fought back for a great victory, 21-17. The magnificent **Billy Wilson** caught a pass from **Tittle** for the winning touchdown in the fourth quarter. Tied with Detroit at 8-4 when the season ended, the 49ers lost the playoff game, 31-27, after holding a 27-7 lead in the third quarter.

1958 — An up-and-down season finished on a high note with victories over Green Bay and Baltimore. The 6-6 record, however, was blackened by the 33-3 and 56-7 lacerations at the hands of the Los Angeles Rams. **Frankie Albert** resigned at the end of the year.

1959 — With **Howard W. (Red) Hickey** in charge, the 49ers were in contention all the way and **John Brodie** came into his own at quarterback when he led the team to a 21-20 upset of Cleveland. **J.D. Smith**, a converted defensive back, became the second 49er to accumulate more than 1,000 yards rushing.

1960 — **Howard W. (Red) Hickey** saved a seemingly hopeless season when he installed his "shotgun attack" and the club captured four of its last five games, including a 30-22 upset of Baltimore.

1961 — The success of **Howard W. Hickey**'s shotgun amazed the football world, especially a 49-0 victory over Detroit. Quarterback **Billy Kilmer**, a passing-running rookie from UCLA, was made to order for the new offense. When the shotgun stopped, QB **John Brodie** took over again in the "T" formation and had the finest season in 49er QB annals. Indicating the evenness of NFL competition, the 49ers were playing for a second-place tie, plus a trip to the Runner-up Bowl at Miami, or a fifth-place position on the last day of the season. The Colts again won by three points, but 1961 will remain as one of the most exciting and interesting years in 49ers history.

1962 — For the first time since 1956, the 49ers finished a frustrating season with more defeats than victories. In so doing, the honored adage of "it's easier to win at home than on the road," proved false — the 49ers won only one of seven at Kezar Stadium, but captured five of seven road contests.

1963 — A multitude of injuries to key personnel started the 49ers off to a disappointing 2-12 season. One of the victories, however, was a 20-14 upset of ultimate world champion Chicago, the only League defeat suffered by the Bears all season.



1964 — Club chief executive **Victor P. Morabito** died of a heart attack in May. Injuries to key personnel prevented the 49ers from gaining enough offensive momentum to forge a winning season despite having one of the toughest defensive units in the League. Outstanding rookie performances by **E Dave Parks**, **QB George Mira**, and **LB Dave Wilcox** also took some of the sting from the 4-10 record.

1965 — Outstanding offensive performances enabled the 49ers to jump from the bottom to fourth place in the Western Division as the team led the NFL in both scoring and total offense. **John Brodie** was the most productive passer in the NFL, **Dave Parks** led the League in receiving and rookie **Ken Willard** and veteran **John David Crow**, acquired in an offseason trade, led a strong ground game. The 7-6-1 record included a season-opening 52-24 victory over the Chicago Bears, marking the most points scored by the 49ers in NFL play.

1966 — After a somewhat slow start, the 49ers got in gear just before the midway point and became one of only two teams to beat the eventual world champion Green Bay Packers. After that, they finished with a respectable 6-6-2 record and were in the battle for second place in the Western Division until the final League game. Guard **John Thomas** and end **Dave Parks** were all-pro, and they joined **G Howard Mudd**, **C Bruce Bosley**, **FB Ken Willard** and **LB Dave Wilcox** in the Pro Bowl.

1967 — An auspicious start (5-1) disintegrated into disappointment for the 49ers as injuries took a heavy toll and a six-game losing streak took them out of the running. Quarterback **George Mira** came off the bench to lead the squad to two season-ending victories and salvage a 7-7 record. There were bright spots, however, as, **John Brodie** and the 49ers were the only team to beat the power-laden Rams in a League game. **G Bruce Bosley** played in the Pro Bowl for the second straight season.

1968 — Under new coach **Dick Nolan**, the 49ers posted a 7-6-1 record. The season turned on key wins over the New York Giants, 26-10, and Green Bay, 27-20. Brilliant performances by **QB John Brodie**, **WR Clifton McNeil** and **RB Ken Willard** led a prolific offense, while **DT Charlie Krueger**, **LB Dave Wilcox** and **DB Kermit Alexander**, sparked a revitalized defense. **McNeil** and **G Howard Mudd** were chosen All-NFL, and were joined by **Wilcox**, **Willard** and **Alexander** in the Pro Bowl.

1969 — Beset by injuries that nearly decimated the defensive unit, the 49ers struggled through the early part of the season. They went winless in their first five games before beating Baltimore, the first time they had beaten the Colts in 13 previous games. The 49ers finished 4-8-2 and five players — **Jimmy Johnson**, **Dave Wilcox**, **Elmer Collett**, **Ken Willard** and rookie **Gene Washington** — were selected for the Pro Bowl. **Johnson** was also all-pro and winner of the Eshmont Award.

1970 — This was the greatest year since the club became a member of the NFL in 1950. The team recorded a 10-3 record and captured the Western Division (NFC) Championship. In a season of superlatives, **John Brodie** was the NFL's "Player of the Year," **Bruce Taylor** was NFC "Rookie of the Year," Coach **Dick Nolan** was a near-unanimous choice as NFC "Coach of the Year." **Brodie**, **WR Gene Washington**, **LB Dave Wilcox** and **CB Jimmy Johnson** were all-pro and joined **T Len Rohde** in the Pro Bowl.

1971 — The 49ers forged a 9-5-0 record and won their second consecutive NFC Western Division title, clinching the crown on the final day by beating Detroit, 31-27, the identical score by which the Lions had knocked the 49ers out of championship play in 1957. The season was also the club's first in its plush new home, Candlestick Park. **C Forrest Blue**, **LB Dave Wilcox** and **CB Jimmy Johnson** were all-pro and joined in the Pro Bowl by **Ted Kwalick**, **Gene Washington**, **Vic Washington**, **Cedrick Hardman** and **Bruce Taylor**.

1972 — Early-season inconsistency, compounded by an injury to **John Brodie** in the fifth game of the season, cast appall on 49er prospects for a third-straight NFC Western Division title, but **Steve Spurrier** stepped in for Brodie and turned things around with a brilliant, poised performance. In the final quarter of the final game against Minnesota, the recovered Brodie relieved Spurrier and threw two TD passes in a 20-17 win over the Vikings. The victory clinched divisional title No. 3, but Spurrier's nine-game contribution was the key. **C Forrest Blue**, **DB Jimmy Johnson**, **TE Ted Kwalick**, **WR Gene Washington** and **LB Dave Wilcox** were all-pro selections.

1973 — In what was both a disappointing and significant year, the 49ers were 5-9 after tackling the NFL's toughest schedule, a rash of key injuries and an unsettled quarterback situation. It also marked the end of the brilliant careers of **QB John Brodie** and **DT Charlie Krueger**, both of whom retired at year's end. **C Forrest Blue** and **Dave Wilcox** were all-pro and joined in the Pro Bowl by **Ted Kwalick**, **Woody Peoples** and **Tom Wittum**.

1974 — The 49ers used five different quarterbacks after an injury to starter **Steve Spurrier**, a week before the season opened, sidelined him for most of the year. After winning the first two games, the



club lost a team-record seven straight and then closed with a rush, winning four of its last five to finish the season 6-8. **RB Wilbur Jackson** was named *The Sporting News* "Rookie of the Year" and was named to the NFL All-Rookie team along with **QB Tom Owen** and **DB Mike Holmes**. **C Forrest Blue** and **P Tom Wittum** were All-NFC and selected for the Pro Bowl along with **Jimmy Johnson**. A knee injury forced perennial all-pro **LB Dave Wilcox** to retire after a brilliant 11-year career with the 49ers.

1975 — A strong defensive performance throughout the season couldn't offset an erratic offense troubled by an unsettled quarterback situation and a rebuilding offensive line. High point of the 5-9 season was a 24-23 win over Los Angeles to end a 10-game losing streak to the Rams. At season's end, **DE Cedrick Hardman** was the club's first-ever two-time Eshmont Award winner.

1976 — A turnaround year for the 49ers as the team, under coach **Monte Clark**, posted an 8-6 record, their first winning season since 1972. With new **QB Jim Plunkett** at the controls, the 49ers got off to their best start ever (6-1), before hitting a mid season four-game losing streak knocking the club out of playoff contention. The season saw the emergence of a powerful defensive unit that led the League in quarterback sacks with 61. **Delvin Williams** set a 49ers single-season rushing record with 1,203 yards. **Tommy Hart** was named all-pro and played in the Pro Bowl along with **Williams**, **Cleveland Elam**, and **Dave Washington**. **C Randy Cross** was an All-Rookie team selection. **Tommy Hart** became a two-time winner of the Len Eshmont Award and **CB Jimmy Johnson** retired after a brilliant 16-year career with the 49ers.

1977 — In the 32nd year of their existence, the 49ers began an all new era. On March 31, 1977, the club became the property of **Edward J. DeBartolo Jr.**, and came under the guidance of **Joe Thomas** as general manager. The changeover was made more dramatic because the San Francisco 49ers were one of the few NFL franchises which had never previously changed ownership or location. On the field, under Coach **Ken Meyer**, the 49ers ran hot and cold. The club lost its first five games, then won five of the next six before dropping the final three contests to finish 5-9. **SS Mel Phillips** was named winner of the coveted Len Eshmont Award. **Cleveland Elam** was selected All-Pro and played for the NFC in the Pro Bowl.

1978 — The 49ers suffered through their longest season as the club fell to 2-14 and three coaches were hired and fired in less than 12 months. First **Pete McCulley** departed after nine games with a 1-8 record, and his replacement, **Fred O'Conner**, was let go at the end of the year as the team won just one of its final seven contests. **Bill Walsh** was hired as the new coach and general manager. **RB Paul Hofer**, who replaced **O.J. Simpson** when the newly-acquired star went to the sidelines for the year with a shoulder injury, was named recipient of the Len Eshmont award.

1979 — The 49ers suffered through their second consecutive 2-14 season, but there were several indications of improvement. San Francisco went from virtually the worst ranked offensive team in the League in '78 to one of the most productive in '79, ranking first in passing offense in the NFC and sixth in total offense in the NFL. **RB Paul Hofer** again was the Len Eshmont Award recipient and individual leader, racking up 615 yards rushing and an additional 662 yards receiving on 58 catches in only seven starts. **QB Steve Deberg** broke **Fran Tarkenton's** NFL record for completions by connecting on 347 passes. **K Ray Wersching** set a club record with an 83.3 field goal percentage, and also led the League with that mark. **O.J. Simpson** retired from the 49ers and the NFL, finishing as the second leading rusher of all time with 11,236 yards.

1980 — In their second season of the **Bill Walsh** era, the 49ers showed gradual improvement in their rebuilding program. A three-game winning streak to open the season, combined with a three-game victory string from Week 12 through Week 14 enabled the Niners to post a 6-10 season, tripling the number of victories from each of the previous two 2-14 campaigns. Week 14 was a day when the 49ers made NFL history. That Dec. 7, in Candlestick Park, the 49ers overcame a 35-7 halftime deficit against the New Orleans Saints to win in overtime, 38-35. The 28-point comeback was the biggest comeback in NFL history. **E Jim Stuckey** and **P Jim Miller** were named to All-Rookie teams, while another rookie, **FB Earl Cooper**, led the NFC in receptions with a team-record 83, the most catches ever by an NFL rookie. **Dwight Clark** caught 82 passes to break the team wide receiver mark, and **Joe Montana** set the club passing percentage record at .645 with 176 completions in 273 attempts.

1981 — It was a year of firsts and bests for the 49ers in 1981. In his third season as head coach and general manager, **Bill Walsh** guided San Francisco to: a 16-3 record (best 1981 record in the League, fourth best in NFL history, and best ever for the 49ers), the NFC Western Division title (first since '72), the NFC Championship crown (first ever for the 49ers), and the World Championship/Super Bowl XVI win (first ever for the 49ers). Walsh was named to every possible NFC Coach-of-the-Year



award and to all seven NFL Coach-of-the-Year honors, while six 49ers were named to the Pro Bowl — **Dwight Clark**, **Randy Cross**, **Joe Montana**, **Fred Dean**, **Ronnie Lott**, and **Dwight Hicks**). Three San Francisco players were selected to all-pro teams as recognized by the NFL — **Cross**, **Lott** and **Dean**. **Montana**, who led the NFC in passing in '81, was named MVP of Super Bowl XVI (for leading his team to a 26-21 win over the Cincinnati Bengals of the AFC). **Dean** was picked UPI NFL Defensive Player-of-the-Year, NFL Outstanding Defensive Lineman-of-the-Year (NFL Players Association), and NFC Defensive Player-of-the-Year (Kansas City Committee of the 101). San Francisco opened and closed the season in Pontiac, Mich., in drastically different styles. The 49ers lost two of their first three games of 1981, including that season opener on the road against Detroit, then ran off seven wins — before a loss to Cleveland 15-12 — and ran off eight more wins (including playoffs, the NFC Championship, and Super Bowl XVI). The 49ers won 15 of their last 16 games, beat five opponents twice — including all three postseason foes — and became the first team since Chicago in 1945-46-47 to go from the worst NFL record (2-14 in 1979) to the league's best (13-3 in '81) in just three seasons. All this happened with three rookies (**Carlton Williamson**, **Eric Wright**, and **Lott**) starting in the defensive secondary. Those three rookies, along with **Montana**, **Clark**, **Cross**, **Freddie Solomon**, and **Hicks**, combined with "old veterans" **Dean** and **Jack "Hacksaw" Reynolds** formed a nucleus of world championship vintage.

1982 — As defending world champions, the San Francisco 49ers did not enjoy the 1982 season...but then, not many NFL fans, coaches and players throughout the League did either (except maybe in Washington, where the Redskins were Super Bowl XVII champs). The Niners fell to 3-6 and missed out on the playoffs. In the strike-shortened season, San Francisco went winless at home (0-5) but did manage a 3-1 road record (the Niners were 0-2 prior to the 57-day players' strike and 3-4 following it). **Dwight Clark** had an outstanding season, leading the NFL with 60 receptions and being named consensus all-pro (and NFL Player-of-the-Year by Sports Illustrated). **Keena Turner** (2nd team all-pro), **Ronnie Lott** (Pro Bowl), **Randy Cross** (Pro Bowl), **Dwight Hicks** (Pro Bowl), **Keith Fahnhorst**, and **Joe Montana** (NFL record for five straight +300-yard passing games) were bright spots in an otherwise disappointing season.

1983 — For the second time in three seasons, San Francisco played in the NFC Championship Game. The '83 49ers were 10-6 (3rd best regular season victory total in club history) and Western Division Champions (5th time since 1970, 2nd time since 1981). In the playoffs, San Francisco squeezed past Detroit, 24-23, but lost to Washington, 24-21, in the NFC Championship contest. Individual standouts included: **Joe Montana** (the League's No. 1 all-time QB entering the 1984 season), **Ronnie Lott** (making his third Pro Bowl appearance in as many years), **Fred Dean** (leading the NFC in sacks with 17½), **Dwaine Board** (second in sacks with 13), **Eric Wright** (team leader in interceptions with seven...two for scores), **Dwight Clark** (team leader with 70 receptions and eight TDs), **Freddie Solomon** (club record 21.4 yards per catch), **Ray Wersching** (team record 126 points, including a perfect 51 of 51 PATs), offensive linemen **Randy Cross**, **Keith Fahnhorst**, and **John Ayers**, running backs **Roger Craig** (752 yards rushing, 427 receiving) and **Wendell Tyler** (856 rushing yards, 285 receiving), and NFL All-Rookie Team pick **Riki Ellison** (two interceptions in the playoffs).

1984 — The 49ers experienced the most successful regular season in NFL history by winning a League record 15 games, including all eight road contests — setting yet another NFL standard. The Niners broke 14 team records in '84, while becoming the first NFC team to sweep all of its conference games, and the first NFC West unit to win all contests within the division. Led by **Roger Craig** and **Joe Montana**, San Francisco capped the year by routing the Miami Dolphins in Super Bowl XIX, 38-16. The win was the 18th victory of the '84 campaign, establishing an NFL standard for wins in a single season (including playoffs). San Francisco scored a team-record 475 points. The 49ers defense was the stingiest in the NFL in '84, allowing a League low 227 points scored. Honors were numerous, including Pro Bowl recognition for 10 of Bill Walsh's charges — **Montana**, **Wendell Tyler**, **Keith Fahnhorst**, **Randy Cross**, and **Fred Quillan** on offense and **Dwight Hicks**, **Ronnie Lott**, **Carlton Williamson**, and **Eric Wright** (the entire Niners' secondary), and **Keena Turner** on defense.

1985 — At 10-6, San Francisco qualified for postseason play for the fourth time since 1981. Offensively, **Roger Craig** and **Jerry Rice** emerged as potent weapons in the attack. **Craig** became the first NFL player to surpass 1,000 yards rushing and receiving in the same season. **Rice** was named NFC Rookie-of-the-Year and set the team record for first-year players with 927 receiving yards. The defense experienced the influx of four new starters in '85 (NT **Michael Carter**, LB **Todd Shell**, LB **Michael Walter**, and DE **John Hartly**). **Carter** won a berth on the Pro Bowl team, as did DBs **Eric Wright** and **Carlton Williamson**.

1986 — The 49ers captured their fourth NFC Western Division title since 1981.



Offensively, the team was led by all-pro wide receiver **Jerry Rice**, who paced the NFL with 1,570 receiving yards and 15 touchdowns. Those marks established club standards in addition to Rice's team-record 16 total scores.

The defense managed 49 takeaways, tying the Kansas City Chiefs for NFL leadership. San Francisco's 39 interceptions and 578 return yards set team records, while five scores on pick-off returns tied another club mark. **Ronnie Lott** tied **Dave Baker's** 1960 team record with 10 interceptions.

The output by young players was vital due to major injuries suffered by many starting veterans. San Francisco made 20 roster moves during the season, shuffling players in and out of action. Quarterback **Joe Montana** missed Weeks 2-9 due to back surgery, for example, while backup signal-caller **Jeff Kemp** did not play Weeks 8-11 due to a hip injury.

1987 — The San Francisco 49ers marched to an NFL regular season best 13-2 record. It marked a League-leading third time in the decade of the '80s that the team either tied or posted the best won-loss percentage during the regular season. San Francisco led the NFL with 5,987 total yards, and was best among League defenders allowing 4,095 total yards. It was the first time in Niners' history that the team led the League in fewest total yards allowed.

Jerry Rice set NFL records with 22 receiving touchdowns and scoring receptions in 13 consecutive games. The durable wide-out received postseason Most Valuable Player awards from nearly every news agency and sports publication.

Joe Montana won the first NFL passing title of his nine-year career and set a team record with 31 touchdown passes. **Ronnie Lott**, **Montana** and Rice were joined by **NT Michael Carter** and running back **Roger Craig** on the NFC squad in the 1988 Pro Bowl.

1988 — The 49ers climaxed their 1988 season in thrilling fashion with a dramatic touchdown drive in the waning seconds of Super Bowl XXIII. **QB Joe Montana's** 10-yard scoring toss to **WR John Taylor** with :34 remaining in the contest gave the Niners their third Super Bowl win of the decade, and the rights to the title "Team of the 1980's."

The world championship game against the Cincinnati Bengals was a microcosm of the entire '88 campaign. San Francisco opened the year strong with a 5-2 record, but by Week 12 were 6-5, two games out of first place with only five contests to play.

That week's victory over Washington launched a four-game winning streak that resulted in the Niners moving up from third to first place in the NFC West standings and earning a third consecutive NFC Western Division title. Along the way to closing out the year, **RB Roger Craig** broke the team's single season rushing record (finishing with 1,502 yards) and **K Mike Cofer** established new Niners' single season standards for field goals attempted (38) and three-pointers made (27).

Jerry Rice went on to a playoff tear that included: an NFL postseason record-tying three touchdown receptions against Minnesota; the Montana-to-Rice battery hooked-up on first half touchdowns of 61 and 27 yards at Chicago; and concluded with a Super Bowl XXIII MVP performance of 11 receptions for a Super Bowl record 215 yards and a touchdown.

Defenders **S Ronnie Lott**, **DE Charles Haley**, **NT Michael Carter**, along with Rice, Taylor, and Craig were selected to the Pro Bowl.

1989 — **George Seifert** was named head coach of the San Francisco 49ers just four days after the team had won its third world championship under retiring head man **Bill Walsh**. Seifert's quest for the title was tested early and often as the 49ers endured nail-biting wins at Indianapolis (30-24) and Tampa Bay (20-16) to open the season. **Joe Montana** threw for 428 yards and five touchdowns, including a team-record four TD tosses in the fourth quarter resulting in a 10-point victory (38-28) in Philadelphia.

San Francisco split a pair of divisional contests in Weeks 4-5, losing to the L.A. Rams before defeating New Orleans. Due to elbow and knee injuries, Montana played only two quarters the next three games. However, under the direction of **QB Steve Young**, the team scored victories at Dallas (31-14), vs. New England (37-20), and at the N.Y. Jets (23-10).

Impressive victories over New Orleans (31-13) and Atlanta (45-3) opened the month of November, but the team's winning streak was stopped at six by a determined Green Bay Packers' squad (21-17). The 49ers, however, rebounded and turned back the Giants with 10 points in the final period, for a 34-24 win. The team then beat the Falcons 23-10 in Atlanta.

San Francisco's next opponent, the arch-rival Rams, were two games behind the front-running 49ers. The Rams jumped out to a 17-0 first quarter lead; by the fourth quarter L.A. had a 27-10 margin.



However, the 49ers made the most inconceivable, yet awe-inspiring, comeback in many a season by rallying to win 30-27.

San Francisco closed out the regular season with impressive home victories against Buffalo (21-10) and Chicago (26-0). **K Mike Cofer's** four placements against the Bears gave him 29 field goals on the season, establishing a team record. Cofer's 136 points topped the League.

The shutout of the Bears was the first for San Francisco since the finale of the '87 regular season (48-0 vs. Rams). The defensive unit was the third stingiest (Denver - 226, N.Y. Giants - 252), allowing only 253 points in '89, and ranked fourth in total yardage surrendered. **S Ronnie Lott**, who set career team standards for interceptions (48) and interception return yardage (617), **CB Don Griffin**, and Cofer were selected All-NFC. Lott was voted to play in his eighth Pro Bowl.

Under first-year offensive coordinator **Mike Holmgren**, the Niners accumulated more yardage than any other NFL team. **WRs Jerry Rice** and **John Taylor**, **RB Roger Craig**, **G Guy McIntyre**, and **QB Montana** were 1990 Pro Bowl participants. Rice's 1,483 receiving yards paced the League. Craig exceeded 1,000 yards rushing for the second consecutive season, and running mate **FB Tom Rathman** led NFC running backs with 73 receptions.

Montana had the best season of his eleven-year career. A consensus player-of-the-year, Montana's 112.4 quarterback rating set an NFL single season record. Montana was selected by his teammates as the '89 recipient of the Len Eshmont Award, given annually to the Niner who best exemplifies courageous and inspirational play.

Fueled by Rice's 72-yard first quarter catch-and-run for a score, the 49ers exploded for 27 first half points and cruised to a 41-13 victory against Minnesota in their opening '89 playoff contest.

The 49ers faced Los Angeles in the NFC Championship Game. The Niners started slowly, however; two long, second-quarter scoring drives and a touchdown set up by an interception, gave San Francisco a 21-3 lead at intermission. Cofer's three field goals cushioned San Francisco's lead as the team advanced to Super Bowl XXIV with a satisfying 30-3 win.

The 49ers displayed optimal performance at the highest level of competition while securing their second consecutive world championship. The resounding 55-10 defeat of the Denver Broncos in Super Bowl XXIV was a convergence of talent and technique, planning and purpose. San Francisco tied or set nearly 40 Super Bowl records, and Montana was honored with the game's MVP award for an unprecedented third time.

1990 — The Niners finished their 41st season in the National Football League with an NFL-best 14-2 mark and came within four seconds (in a 15-13 loss to the NY Giants) of earning their third consecutive trip to the Super Bowl.

In addition to recording the NFL's best won-loss mark for the second straight season (14-2), the 49ers captured the NFC Western Division title for the fifth consecutive year and the eighth time since 1981 ('81, 1983-84, & 1986-90). San Francisco claimed its 11th Division crown since the NFL/AFL merger of 1970, more than any NFC Western Division opponent (the Rams are second with eight), and second most in NFL history (behind Miami's 13 AFC East titles).

San Francisco opened the 1990 season with a team-record 10 consecutive victories. The 49ers also posted an 8-0 mark on the road, giving them the longest road winning streak in League history (19 games, including postseason) heading into '91.

The 49ers also earned an NFL-best seventh straight double-digit win season, and a League-best eighth consecutive 10-win-or-better campaign in as many full seasons (1982 was a strike-shortened nine-game slate). In addition, the locals became the first team in NFL history to win 14-or-more games in three seasons (15-1 in 1984, 14-2 in '89, and 14-2 in '90).

QB Joe Montana and **WR Jerry Rice** again formed one of the most prolific aerial combinations in pro football. Montana, who was named 1990 Sportsman-of-the-Year by *Sports Illustrated*, finished his 12th NFL season by throwing for a team-record 3,944 yards. He also tossed 26 touchdown passes (second in the NFC), and finished as the third highest rated quarterback in the conference.

On the receiving end of many of those Montana passes was Rice, who became only the fourth player in League history to reach the century mark in receptions for a single season. Rice hauled in 100 passes for 1,502 yards and 13 TDs, and earned his fifth consecutive trip to the Pro Bowl. In one of the most memorable performances of the season (if not team history), Rice tied an NFL record with five TD receptions in a 45-35 victory at Atlanta, October 14.

The defensive side of the ball was led by **LB/DE Charles Haley's** 58 tackles and an NFC-high 16 sacks. For his efforts, the fourth-year player from James Madison University was named as a starter in the 1991 Pro Bowl. **LB Bill Romanowski** led the team in tackles with 79, while **CB Darryl Pollard** registered 74, including a team-high 72 solo stops.

A number of all-time club records also fell by the wayside in '90. Montana slipped past **QB John Brodie** to take over the career passing lead (34,998 yards), while **RB Roger Craig** became the all-time team record holder in career receptions with 508, moving ahead of **WR Dwight Clark's** total of 506.

The 49ers placed five players on the 1991 NFC Pro Bowl squad, four as starters. Representing the 49ers were Haley, Rice, **S Ronnie Lott**, and **G Guy McIntyre**, while **QB Joe Montana**, selected as a starter, was unable to participate because of a finger injury suffered in the NFC Championship Game.

1991 — It was a classic case of "too little...too late" for the San Francisco 49ers in 1991.

After losing six of their first 10 games by a total of 26 points, the Niners won their remaining six contests (by a total of 95 points) but missed the playoffs for the first time since 1982.

The 49ers finished the 1991 campaign in impressive fashion during that final six-game span, with a margin of victory that averaged almost 16 points. During that final six-game span, the Niners defeated three play-off teams (New Orleans, Kansas City, and Chicago) while averaging 31.5 points per game in the process.

At 10-6, San Francisco earned an NFL-best ninth straight double-digit win season...and a League-best 10th consecutive 10-win-or-better campaign in as many full seasons (since 1982 was a strike-shortened nine-game slate). In addition, the team's 7-1 mark at Candlestick Park tied a club record for most regular season victories at home (a mark set in 1981 and equaled in 1984).

WR Jerry Rice continued to register his place in club, and League history, taking over the club's career receiving record with 525 catches. He also extended his team marks for receiving yardage (9,072), total TDs (97), and receiving TDs (93).

Rice finished the campaign as the No. 3 pass catcher in the NFC with 80 receptions and 1,206 yards, surpassing 1,000 receiving yards for a club-record sixth consecutive season; and he led the NFL with 14 TD receptions.

QB Steve Young won the NFL passing title, despite missing six games due to a knee injury. Young, who passed for 2,517 yards and 17 TDs, finished with a 101.8 rating, besting Washington's Mark Rypien (97.9) for the title.

When Young was injured (11-3 at Atlanta), **QB Steve Bono** (1,617 yards, 11 TDs) came off the bench to rally the team to five consecutive victories. He placed fourth in the NFL passing race at 88.5.

On the defensive side of the ball, **S Dave Waymer** finished as the leader in total tackles (86), solo tackles (77), interceptions (4), interception return yards (78), and passes defended (16); and tied **CB Kevin Lewis** for the lead in forced fumbles (3).

LB-DE Charles Haley and **DE Larry Roberts** each posted seven sacks, while **CB Don Griffin's** 99-yard fumble return against the Bears (12-23) set a team record and was the third longest return in League history.

San Francisco placed three players on the 1992 NFC Pro Bowl squad, two as starters, as **WR Jerry Rice**, **Guy McIntyre**, and **LB-DE Charles Haley** were all selected (Rice and McIntyre as starters). It was the sixth time in **Rice's** seven-year career that he was selected to play in the islands. McIntyre and Haley were each selected for the third time.

1992 — The San Francisco 49ers continued their winning tradition as they once again posted the NFL's best regular season record (14-2), while winning their sixth NFC Western Division title in seven years, and advancing to the NFC Championship Game for the second time in three seasons.

In the NFC divisional playoffs, the 49ers defeated defending Super Bowl Champion Washington (20-13). San Francisco, eventual World Champion, however, the following week in the NFC Championship Game at Candlestick Park, fell to Dallas, 30-20.

At 14-2, the Niners earned an NFL record 10th straight double-digit win season and a League-best 11th consecutive 10-win-or-better campaign in as many full regular seasons (since 1982 was a strike-shortened nine-game slate). It also was the third time in the last four years that San Francisco posted the League's best won-loss mark. Additionally, the team's 7-1 record at Candlestick Park tied a club record for most regular season home victories (a mark set in 1981, and equaled in 1984 and '91).

WR Jerry Rice continued to etch his name in football history, becoming the NFL's all-time touchdown reception leader with 103. He tied Steve Largent's mark of 100 in Game 12 against the Philadelphia Eagles (Nov. 29), then broke the record the following week vs. the Miami Dolphins (Dec. 6). Additionally, Rice established an NFL mark for most postseason TD receptions with his 13th playoff scoring catch, a five-yarder from **QB Steve Young** in the NFC Championship Game (Jan. 17).

QB Steve Young, who harvested a total of 34 awards, including the NFL's Most Valuable Player



Award, won the NFL passing title for the second straight year, finishing an amazing 16.3 points ahead of his closest competitor. Young, who passed for 3,465 yards and 25 TDs, finished with a 107.0 rating. Following his 101.8 rating in 1991, it marked the first time in League history that anyone has posted back-to-back seasons with ratings higher than 100 each year.

RB Ricky Watters gained 1,013 yards to establish a team rushing record for first-year backs. **K Mike Cofer's** 107 points led the 49ers in scoring for the fifth consecutive year.

On the defensive side of the ball, linebacking led the charge as **Bill Romanowski** finished as the leader in total tackles (80) and assists (15). **Mike Walter** (67 solo stops) and **Tim Harris** (17 sacks for 116 yards) also led defensive categories. **CB Don Griffin** paced the defensive backfield with five interceptions and 19 passes defended.

Fans at Candlestick saw the Niners rewrite part of the team's record book in '92 as they set team marks for total offense (598 yards) vs. the Buffalo Bills (Sept. 13) and points (56) in their win over the Atlanta Falcons (56-17, Oct. 18).

San Francisco placed seven players on the 1993 NFC Pro Bowl squad, including four starters and five first-time participants. **WR Jerry Rice**, **G Guy McIntyre**, **DT Pierce Holt** and **QB Steve Young** were all named as starters. **TE Brent Jones**, **RB Ricky Watters**, and **T Steve Wallace** were also selected. It was the seventh time in Rice's eight-year career that he was selected to play in the islands, and McIntyre was named for the fourth time, while the others made their first visits.

1993 — The 1993 season was another in a long line of successes for the San Francisco 49ers. Among the team's accomplishments were: a 10-6 record, marking an NFL-record 11th consecutive season with 10 or more victories; the team's 10th NFC West title in 13 seasons; and a third appearance in four years in the NFC title game.

In addition, San Francisco led the National Football League in scoring and total offense, and established or tied five of the team's nine major offensive records.

The marks set included: most net offensive yards (6,435), most TDs (61), most first downs (372) and highest average gain per play (6.3). The Niners also tied the team mark for net passing yards in a season with 4,302, equaling the record set in 1989.

San Francisco's record-setting offense led the NFL in scoring (473 points) and total offense, averaging 402.2 yards per game.

Individually, **QB Steve Young** became the first player in NFL history to lead the NFL in passing three consecutive seasons, when he posted a 101.5 rating in 1993. In addition, it was his third consecutive season with a rating over 100, also a League first. Young completed 68 percent of his passes (second highest in team history) for a club-record 4,023 yards. His 29 scoring passes in '93 ranked third on the team's single-season charts.

RB Ricky Watters led the ground game for the second consecutive season, narrowly missing the 1,000-yard mark with 950 yards. Watters posted 10 rushing TDs during the season and then set an NFL single-game playoff record with a five TD outburst vs. the New York Giants.

WR Jerry Rice posted one of his best seasons, recording 98 receptions for 1,503 yards and 15 touchdowns on his way to being named NFL Offensive Player-of-the-Year by the Associated Press. He also received the team's Len Eshmont Award.

Defensively, **T Dana Stubblefield** was named the NFL Defensive Rookie-of-the Year, capping a season in which he registered 10.5 sacks. **LB Bill Romanowski** (105) and **S Tim McDonald** (91) topped the team in tackles.

Young, Rice and McDonald were selected to the Pro Bowl, joining **T Harris Barton**, **G Guy McIntyre**, **TE Brent Jones** and **C Jesse Sapolu** with that honor.

— 49ERS FACT —

RB Ricky Watters' 1,013 rushing yards in 1992 are the most ever by a 49ers rookie or first-year player.



49ERS' ALL-TIME ROSTER (1946-93)

*Indicates player was 49ers draft choice.

— A —

- Abramowicz, Danny, WR, Xavier (Ohio), 1973-74
 Albert, Frank, QB, Stanford, 1946-52
 Aldridge, Ben, HB, Oklahoma State, 1952
 *Aldridge, Jerry, RB, Angelo State, 1980
 *Alexander, Kermit, HB, UCLA, 1963-69
 Allen, Nate, CB, Texas Southern, 1975
 Anderson, Terry, WR, Bethune-Cookman, 1980
 *Anderson, Tim, S, Ohio State, 1975
 *Arenas, Joe, HB, Omaha, 1951-57
 Asmus, Jim, P, Hawaii, 1987
 *Atkins, Bill, HB, Auburn, 1958-59
 *Atkins, Dave, RB, Texas-El Paso, 1973
 Audick, Dan, T-G, Hawaii, 1981-82
 *Ayers, John, G, West Texas State, 1976-86

— B —

- *Babb, Gene, FB, Austin, 1957-58
 *Babcock, Harry, E, Georgia, 1953-55
 *Bahnsen, Ken, FB, North Texas State, 1953
 Bahr, Matt, K, Penn State, 1981
 *Baker, Dave, HB, Oklahoma, 1959-61
 *Baker, Wayne, DT, Brigham Young, 1975
 Balatti, Ed, E, Oakland High (Calif.), 1946-48
 Baldassin, Mike, LB, Washington, 1977-78
 Baldwin, John, C, Centenary, 1947
 *Banaszek, Cas, T, Northwestern, 1967-77
 Banducci, Bruno, G, Stanford, 1946-54
 *Barber, Mike, WR, Marshall, 1989
 *Barnes, Larry, FB, Colorado, 1957
 *Barrett, Jean, T, Tulsa, 1973-80
 *Barton, Harris, T, North Carolina, 1967-93
 Bassi, Dick, G, Santa Clara, 1946-47
 Beach, Sanjay, WR, Colorado State, 1991, 93
 Beals, Allyn, E, Santa Clara, 1946-51
 *Beard, Ed, LB, Tennessee, 1965-72
 *Beasley, Terry, WR, Auburn, 1972-75
 Beatty, Ed, C, Mississippi, 1955-56
 Beeson, Terry, LB, Kansas, 1982
 Beisler, Randy, G-T, Indiana, 1969-74
 Belser, Ceasar, LB, Arkansas AM&N, 1974
 *Belk, Bill, DE, Maryland State, 1968-74
 Benjamin, Guy, QB, Stanford, 1981-83
 Bentz, Roman, T, Tulane, 1948
 *Berry, Rex, HB, Brigham Young, 1951-56
 *Bettiga, Mike, WR, Humboldt State, 1973
 *Beverly, Ed, WR, Arizona State, 1973
 *Black, Stan, DB, Mississippi State, 1977
 *Blackmore, Richard, CB, Mississippi State, 1983
 *Blount, Ed, QB, Washington State, 1987
 *Blue, Forrest, C, Auburn, 1968-74
 Board, Dwaine, DE, North Carolina A&T, 1979-87
 *Boatswain, Harry, T, New Haven, 1991-93
 *Bollinger, Brian, G, North Carolina, 1992-93
 Bono, Steve, QB, UCLA, 1989-93
 *Boone, J.R., HB, Tulsa, 1952
 *Bosley, Bruce, C-G, West Virginia, 1956-68
 Bouza, Matt, WR, California, 1981
 Bowles, Todd, S, Temple, 1991
 *Boyd, Elmo, WR, Eastern Kentucky, 1978
 Boykin, Greg, FB, Northwestern, 1978
 Bradley, Ed, LB, Wake Forest, 1977-78
 Braggonier, Dennis, DB, Stanford, 1974
 *Brandes, John, TE, Cameron, 1993
 *Bregel, Jeff, G, USC, 1987-89
 *Bristol, John, S, Waynesburg, 1979

- *Britt, Charlie, HB, Georgia, 1964
 Brock, Clyde, T, Utah State, 1963
 Brockhaus, Jeff, K, Missouri, 1987
 *Brodie, John, QB, Stanford, 1957-73
 *Brooks, Chet, DB, Texas A & M, 1988-90
 *Brown, Dennis, DE, Washington, 1990-93
 *Brown, Hardy, LB, Tulsa, 1951-56
 *Brown, Pete, C, Georgia Tech, 1953-54
 *Brown, Ray, RB, South Carolina, 1987
 *Browner, Keith, LB, USC, 1987
 Bruce, Gail, E, Washington, 1948-52
 Bruer, Bob, TE, Mankato State, 1979-80
 *Brumfield, Jackson, E, Southern Mississippi, 1954
 *Brune, Fred, HB, Ohio State, 1953, 1956
 *Bryant, Bob, T, Texas Tech, 1946-49
 *Bull, Scott, QB, Arkansas, 1976-78
 *Bungarda, Ken, T, Missouri, 1980
 *Bunz, Dan, LB, Long Beach State, 1978-84
 *Burke, Don, LB, USC, 1950-54
 *Burke, Vern, E, Oregon State, 1965
 *Burns, Mike, DB, USC, 1977
 *Burt, Jim, NT, Miami (Fla.), 1989-91
 *Butler, John, S, Principia, 1987

— C —

- *Calhoun, Mike, DT, Notre Dame, 1980
 Calvelli, Tony, C, Stanford, 1949
 *Campbell, Carter, LB, Weber State, 1970
 *Campbell, Marion, T, Georgia, 1954-55
 *Campora, Don, T, Pacific, 1950, 1952
 *Canley, Sheldon, RB, San Jose State, 1991-92
 *Carapella, Al, T, Miami (Fla.), 1951-55
 *Carpenter, John, T, Michigan, 1949
 Carr, Earl, RB, Florida, 1978
 Carr, Eddie, HB, Olney High (Pa.), 1947-49
 *Carr, Paul, LB, Houston, 1955-58
 *Carter, Dexter, RB, Florida State, 1990-93
 *Carter, Michael, NT, Southern Methodist, 1984-92
 *Casaneva, Ken, HB, Santa Clara, 1946, 1948
 *Casey, Bernie, E, Bowling Green, 1961-66
 *Cason, Jim, HB, LSU, 1948-52, 1954
 *Cassara, Frank, FB, St. Mary's, 1954
 *Cathcart, Royal, HB, Santa Barbara State, 1950
 *Cathcart, Sam, HB, Santa Barbara State, 1949-50, 1952
 *Cavanaugh, Matt, QB, Pittsburgh, 1983-85
 *Ceresino, Gordy, LB, Stanford, 1979
 *Cerne, Joe, C, Northwestern, 1965-67
 *Chapple, Jack, LB, Stanford, 1965
 *Cherry, Tony, RB, Oregon, 1986-87
 *Choma, John, G-C, Virginia, 1981-83
 *Churchman, Ricky, S, Texas, 1980-81
 *Clark, Bryan, QB, Michigan State, 1982-83
 *Clark, Don, G, USC, 1948-49
 *Clark, Dwight, WR, Clemson, 1979-87
 *Clark, Mario, CB, Oregon, 1984
 *Clark, Mike, DE, Florida, 1982
 *Clark, Monte, T, USC, 1959-61
 *Cline, Tony, DE, Miami (Fla.), 1976
 *Cochran, Mark, T, Baylor, 1987
 *Cofer, Mike, K, North Carolina State, 1988-93
 *Colchico, Dan, E, San Jose State, 1960-64-67
 *Collett, Elmer, G, San Francisco State, 1967-72
 *Collie, Bruce, T-G, Texas-Arlington, 1985-89, 1992
 *Collier, Floyd, T, San Jose State, 1948
 *Collier, Tim, CB, East Texas State, 1982-84
 *Collins, Glen, DE, Mississippi State, 1987
 *Collins, Greg, LB, Notre Dame, 1975

- * Collins, Ray, T, LSU, 1950-52
- * Comeaux, Darren, LB, Arizona State, 1987
- * Conlee, Gerry, C, St. Mary's, 1946-47
- * Connell, Mike, P, Cincinnati, 1978
- * Conner, Clyde, E, Pacific, 1956-63
- * Connolly, Ted, G, Santa Clara-Tulsa, 1954, 1956-62
- * Cooke, Bill, DE, Massachusetts (Amherst), 1976
- * Cooper, Bill, FB, Muskingum, 1961-64
- * Cooper, Earl, FB-TE, Rice, 1980-85
- * Cooper, George, LB, Michigan State, 1987
- * Cordileone, Lou, G-LB, Clemson, 1961
- * Cornelius, Charles, DB, Bethune Cookman, 1979-80
- * Courtney, Matt, S, Idaho State, 1987
- * Cousineau, Tom, LB, Ohio State, 1986-87
- * Cowlings, Al, DE, USC, 1979
- * Cox, Greg, S, San Jose State, 1988, 1990-91
- * Cox, James, G, Stanford, 1948
- * Craig, Roger, RB, Nebraska, 1983-90
- * Crawford, Derrick, WR, Memphis State, 1986
- * Cribbs, Joe, RB, Auburn, 1986-87
- * Crist, Chuck, DB, Penn State, 1978
- * Cross, Bob, T, Kilgore J.C., 1956-57
- * Cross, Randy, G-C, UCLA, 1976-88
- * Crow, John David, HB, Texas A&M, 1965-68
- * Crowe, Paul, HB, St. Mary's, 1948
- * Crowell, Otis, T, Hardin-Simmons, 1947
- * Cullity, Dave, T, Utah, 1989
- * Cunningham, Doug, RB, Mississippi, 1967-73

- D -

- * Dahms, Tom, T, San Diego State, 1957
- * Dalman, Chris, Stanford, 1993
- * Daniels, Clem, RB, Prairie View, 1968
- * Daugherty, Bob, HB, Tulsa, 1966-67
- * Davis, Eric, DB, Jacksonville State, 1990-93
- * Davis, Kyle, C, Oklahoma, 1978
- * Davis, Johnny, FB, Alabama, 1981
- * Davis, Tommy, K, LSU, 1959-69
- * Dean, Floyd, LB, Florida, 1963-64
- * Dean, Fred, DE, Louisiana Tech, 1981-85
- * Dean, Kevin, LB, Texas Christian, 1987
- * DeBerg, Steve, QB, San Jose State, 1977-80
- * Deese, Derrick, G, USC, 1992-93
- * DeLong, Keith, LB, Tennessee, 1989-93
- * Domres, Marty, QB, Columbia, 1976
- * Donahue, Mitch, LB, Wyoming, 1991-92
- * Donnelly, George, DB, Illinois, 1965-67
- * Donohue, Leon, T, San Jose State, 1962-64
- * Dove, Eddie, HB, Colorado, 1959-62
- * Dow, Harley, G, San Jose State, 1950
- * Dowdle, Mike, LB, Texas, 1963-65
- * Downing, Wait, C-G, Michigan, 1978-83
- * Downs, Bob, HB, Northwestern, 1962-66
- * Drake, Joe, NT, Arizona, 1987
- * Dressel, Chris, TE, Stanford, 1987
- * DuBose, Doug, RB, Nebraska, 1987-88
- * Dugan, Fred, E, Dayton, 1958-59
- * Duncan, Maury, QB, San Francisco State, 1954-55
- * Dungy, Tony, DE, Minnesota, 1979
- * Durdan, Don, HB, Oregon State, 1946-47
- * Durham, Darius, WR, San Diego State, 1983
- * Durrette, Michael, G, West Virginia, 1986-87

- E -

- * Easley, Walt, FB, West Virginia, 1981-82
- * Edwards, Earl, DT, Wichita, 1969-72
- * Elam, Cleveland, DE, Tennessee State, 1976-78
- * Elia, Bruce, LB, Ohio State, 1976-78
- * Elliott, Charles, T, Oregon, 1948
- * Elliott, Lenvil, RB, N.E. Missouri State, 1979-81
- * Ellison, Riki, LB, USC, 1983-89
- * Elston, Art, C, South Carolina, 1946-48

- * Enderle, Dick, G, Minnesota, 1976
- * Endriss, Al, E, San Francisco State, 1952
- * Eshmont, Len, HB, Fordham, 1946-49
- * Etienne, LeRoy, LB, Nebraska, 1990
- * Evans, Ray, G, Texas Western, 1949-50
- * Evansen, Paul, G, Oregon State, 1948

- F -

- * Fagan, Kevin, DE, Miami (Fla.), 1987-93
- * Fahnhorst, Jim, LB, Minnesota, 1984-90
- * Fahnhorst, Keith, T, Minnesota, 1974-87
- * Faryniarz, Brett, LB, San Diego State, 1993
- * Faylor, John, S, Santa Clara, 1987
- * Feher, Nick, G, Georgia, 1951-54
- * Ferrari, Ron, LB, Illinois, 1982-86
- * Ferrell, Bob, RB, UCLA, 1976-80
- * Fisk, Bill, E, USC, 1946-47
- * Flagler, Terrence, RB, Clemson, 1987-89
- * Forrest, Ed, C, Santa Clara, 1946-47
- * Foster, Roy, G, USC, 1991-93
- * Francis, Phil, RB, Stanford, 1979-80
- * Francis, Russ, TE, Oregon, 1982-87
- * Franceschi, Pete, HB, San Francisco 1946
- * Frank, John, TE, Ohio State, 1984-88
- * Franz, Tracy, G, San Jose State, 1987
- * Freitas, Jesse, QB, Santa Clara, 1946
- * Fuller, Jeff, S-LB, Texas A&M, 1984-89
- * Fuller, John, DB, Lamar Tech, 1968-72

- G -

- * Gagliano, Bob, QB, Utah State, 1986-87
- * Gaifers, Bob, HB, New Mexico State, 1962-63
- * Galiffa, Arnie, QB, Army, 1954
- * Galigher, Ed, DT, UCLA, 1977-79
- * Garlin, Don, HB, USC, 1949-50
- * Garrett, Len, TE, New Mexico Highlands, 1975
- * Gash, Thane, S, East Tennessee State, 1992
- * Gavric, Momcilo (Gabbo), K, Belgrade, 1969
- * Gehrke, Fred, HB, Utah, 1950
- * Gervais, Rick, S, Stanford, 1981-83
- * Gilbert, Lewis, TE, Florida, 1980
- * Gladney, Tony, WR, Nevada-Las Vegas, 1987
- * Glover, Clyde, DE, Fresno State, 1987
- * Goad, Paul, FB, Abilene Christian, 1956
- * Gonsoulin, Austin, DB, Baylor, 1967
- * Gonzaga, John, T, Mt. Diablo High (Calif.), 1956-59
- * Goss, Antonio, LB, North Carolina, 1989, 1991-93
- * Gossett, Bruce, K, Richmond, 1970-74
- * Grant, Alan, CB, Stanford, 1992
- * Gray, Tim, DB, Texas A&M, 1979
- * Greenlee, Fritz, LB, Arizona, 1969
- * Greer, Terry, WR, Alabama State, 1987-89
- * Gregory, Garlin, G, Louisiana Tech, 1946-47
- * Grigich, Visco, G, Santa Clara, 1946-52
- * Griffin, Don, CB, Middle Tennessee State, 1986-93

- H -

- * Hadley, Ron, LB, Washington, 1987-88
- * Haley, Charles, LB, James Madison, 1986-91
- * Hall, Dana, S, Washington, 1992-93
- * Hall, Forrest, HB, San Francisco, 1948
- * Hall, Parker, HB, Mississippi, 1946
- * Hall, Windian, S, Arizona State, 1972-75
- * Handley, Dick, C, Fresno State, 1947
- * Hanks, Merton, CB, Iowa, 1991-93
- * Hantla, Bob, G, Kansas, 1954-55
- * Hardman, Cedrick, DE, North Texas State, 1970-79
- * Hardy, Adrian, CB, Northwestern State, 1993
- * Hardy, Andre, FB, St. Mary's, 1987
- * Hardy, Carroll, HB, Colorado, 1955
- * Hardy, Edgar, G, Jackson State, 1973



- Hardy, Kevin, DT, Notre Dame, 1968
- Harkey, Lem, HB, Emporia State, 1955
- Harmon, Derrick, RB-KR, Cornell, 1984-86
- Harper, Willie, LB, Nebraska, 1973-83
- Harris, Joe, LB, Georgia Tech, 1978
- Harris, Tim, LB, Memphis State, 1991-92
- Harris, Tony, WR, Toledo, 1971
- Harrison, Bob, LB, Oklahoma, 1959-61, 1965-67
- Harrison, Dennis, DE, Vanderbilt, 1986
- Harrison, Kenny, WR, Southern Methodist, 1976-78
- Harrison, Martin, LB, Washington, 1990-93
- Hart, Tom, DE, Morris Brown, 1968-77
- Hart, Jeff, T, Oregon State, 1975
- Harty, John, DT, Iowa, 1981-83-86
- Hayes, Bob, WR, Florida A&M, 1975
- Hays, Harold, LB, Southern Mississippi, 1968-69
- Hazeltine, Matt, LB, California, 1955-68
- Heller, Ron, TE, Oregon State, 1987-88
- Helson, Barry, P, Colorado, 1988-90
- Henderson, Keith, FB, Georgia, 1989-92
- Henderson, Thomas, LB, Langston, 1980
- Hendrickson, Steve, LB, California, 1989
- Henke, Ed, E, USC, 1951-52, 1955-60
- Henley, Thomas, WR, Stanford, 1987
- Herchman, Bill, T, Texas Tech, 1956-59
- Hettema, Dave, T, New Mexico, 1967
- Hicks, Dwight, S, Michigan, 1979-85
- Hilton, Scott, LB, Salem College, 1979-80
- Hindman, Stan, DE, Mississippi, 1966-71, 1973-74
- Hoage, Terry, S, Georgia, 1993
- Hobbs, Homer, G, Georgia, 1949-50
- Hofer, Paul, RB, Mississippi, 1976-81
- Hoffman, Gary, T, Santa Clara, 1987
- Hogan, Mike, FB, UT-Chattanooga, 1979
- Hogland, Doug, G, Oregon State, 1953-55
- Holladay, Bob, HB, Tulsa, 1956-57
- Hollas, Hugo, DB, Rice, 1974
- Holmes, Mike, DB, Texas Southern, 1974-75
- Holmoe, Tom, S, Brigham Young, 1983-89
- Holt, Pierce, DE, Angelo State, 1988-92
- Holzer, Tom, DE, Louisville, 1967
- Horn, Bob, LB, Oregon State, 1982-83
- Horne, Dick, E, Oregon, 1947
- Hoskins, Bob, DT, Wichita State, 1970-75
- Howell, Clarence, E, Texas A&M, 1948
- Huff, Gary, QB, Florida State, 1980
- Huff, Marty, LB, Michigan, 1972
- Hughes, Ernie, G, Notre Dame, 1978-80
- Hull, Tom, LB, Penn State, 1974
- Hunt, Charlie, LB, Florida State, 1973

— J —

- Isenbarger, John, RB, Indiana, 1970-73

— J —

- Jackson, Jim, HB, Western Illinois, 1966-67
- Jackson, Johnnie, S, Houston, 1989-92
- Jackson, Randy, RB, Wichita State, 1973
- Jackson, Wilbur, RB, Alabama, 1974-79
- Jennings, Rick, WR, Maryland, 1977
- Jessup, Bill, E, USC, 1951-52, 1954-58
- Joelson, Greg, DE, Arizona State, 1991
- Johnson, Bill, C, Tyler J.C., 1948-56
- Johnson, Charlie, DT, Louisville, 1966-67
- Johnson, Charles, DB, Grambling, 1979-80
- Johnson, Eric, S, Washington State, 1979
- Johnson, Gary, DT, Grambling, 1984-85
- Johnson, James, LB, San Diego State, 1987
- Johnson, Jimmy, HB, UCLA, 1961-76
- Johnson, John Henry, HB, Arizona State, 1954-56
- Johnson, John, LB, Clemson, 1991-93
- Johnson, Kermit, RB, UCLA, 1975-76

- Johnson, Leo, WR, Tennessee State, 1969-70
- Johnson, Rudy, HB, Nebraska, 1964-65
- Johnson, Sammy, RB, North Carolina, 1974-76
- Jones, Arrington, FB, Winston-Salem, 1981
- Jones, Brent, TE, Santa Clara, 1987-93
- Jones, Larry, WR, N.E. Missouri State, 1978
- Jordan, Darin, LB, Northeastern, 1991-93
- Judie, Ed, LB, Northern Arizona, 1982-83
- Jury, Bob, S, Pittsburgh, 1978

— K —

- Kammerer, Carl, LB, Pacific, 1961-62
- Keeble, Jerry, LB, Minnesota, 1987
- Keever, Carl, LB, Boise State, 1987
- Kelcher, Louie, NT, Southern Methodist, 1984
- Kelly, Gordon, LB, Georgia, 1960-61
- Kelly, Todd, DE, Tennessee, 1993
- Kelm, Larry, LB, Texas A&M, 1993
- Kemp, Jeff, QB, Dartmouth, 1986
- Kennedy, Allan, T, Washington State, 1981-84
- Kennedy, Sam, LB, San Jose State, 1988
- Kenny, Charles, G, San Francisco, 1947
- Kilgore, Jon, P, Auburn, 1969
- Kilmer, Bill, OB, UCLA, 1961-66
- Kimbrough, Elbert, HB, Northwestern, 1962-66
- Knafelc, Gary, E, Colorado, 1963
- Knutson, Steve, G-T, USC, 1978
- Kopay, Dave, HB, Washington, 1964-67
- Korff, Mark, LB, Florida, 1987
- Kovach, Jim, LB, Kentucky, 1985
- Kraemer, Eldred, G, Pittsburgh, 1955
- Krahl, Jim, DT, Texas Tech, 1980
- Kramer, Kent, TE, Minnesota, 1966
- Krueger, Charles, DT, Texas A&M, 1959-73
- Krueger, Rolf, DE, Texas A&M, 1972-74
- Kugler, Pete, DT, Penn State, 1981-83, 1986-90
- Kuzman, John, T, Fordham, 1946
- Kwalick, Ted, TE, Penn State, 1969-74
- Kyles, Troy, WR, Howard, 1992

— L —

- LaBounty, Matt, DE, Oregon, 1992-93
- Lakes, Roland, DT, Wichita State, 1961-70
- Land, Fred, T, LSU, 1948
- Land, Mel, DE, Michigan State, 1980
- Larson, Bill, TE, Colorado State, 1975
- LaRose, Dan, DE, Missouri, 1965
- Lash, Jim, WR, Northwestern, 1976
- Latimer, Al, CB, Clemson, 1980
- Laughlin, Bud, FB, Kansas, 1955
- Lawrence, Amos, RB, North Carolina, 1981-82
- Lawson, Steve, G, Kansas, 1976
- LeCount, Terry, WR, Florida, 1978
- Ledyard, Hal, QB, UT-Chattanooga, 1953
- Lee, Amp, RB, Florida State, 1992-93
- Lee, Dwight, RB, Michigan State, 1968
- Leonard, Tony, DB, Virginia Union, 1976
- Leopold, Bobby, LB, Notre Dame, 1980-83
- Lewis, Eddie, DB, Kansas, 1976-79
- Lewis, Gary, FB, Arizona State, 1964-69
- Lewis, Kevin, DB, Northwestern Louisiana, 1990-92
- Lewis, Ron, WR, Florida State, 1990-92
- Lillywhite, Verli, HB, USC, 1948-51
- Lind, Mike, FB, Notre Dame, 1963-64
- Lindstrom, Chris, DT, Boston College, 1983
- Lisbon, Don, HB, Bowling Green, 1963-64
- Liter, Greg, DE, Iowa State, 1987
- Livingston, Howie, HB, Fullerton J.C., 1950
- Lockett, J.W., RB, Central (Okla.) State, 1961
- Logan, Marc, RB, Kentucky, 1992-93
- Long, Tim, C, Memphis State, 1987
- Looney, Jim, LB, Purdue, 1981



- * Lopasky, Bill, G. West Virginia, 1961
- * Loit, Ronnie, CB, USC, 1981-90
- * Loyd, Alex, E. Oklahoma State, 1950
- * Luna, Bob, HB, Alabama, 1955
- * Lyles, Lenny, HB, Louisville, 1959-60

— M —

- * MacAfee, Ken, TE, Notre Dame, 1978-79
- * Macauley, John, OL, Stanford, 1984
- * Mackey, Dee, TE, East Texas State, 1960
- * Maderos, George, HB, Chico State, 1955-56
- * Magac, Mike, G, Missouri, 1960-64
- * Maloney, Norm, E, Purdue, 1948-49
- * Manley, Joe, LB, Mississippi State, 1953
- * Margerum, Ken, WR, Stanford, 1986-87
- * Martin, Bob, LB, Nebraska, 1979
- * Martin, Derrick, LB, San Jose State, 1987
- * Martin, Saladin, DB, San Diego State, 1981
- * Masini, Leonard, FB, Fresno State, 1947-48
- * Mason, Lindsey, T, Kansas, 1982
- * Matheson, Riley, G-LB, Texas Western, 1948
- * Mathews, Ned, HB, UCLA, 1946-47
- * Matthews, Clay, E, Georgia Tech, 1950, 1953-55
- * Matuszak, Marv, LB, Tulsa, 1957-58
- * Maurer, Andy, G, Oregon, 1976
- * McAllister, Ken, LB-S, San Francisco, 1983
- * McCann, Jim, P, Arizona State, 1971-72
- * McCall, Milt, LB, Stanford, 1981-87
- * McCormick, Dave, T, LSU, 1966
- * McCormick, Tom, HB, Pacific, 1956
- * McCormick, Walt, C, USC, 1948
- * McCray, Willie, DE, Troy State, 1978
- * McDonald, Tim, S, USC, 1993
- * McElhenny, Hugh, HB, Washington, 1952-60
- * McFarland, Kay, HB, Colorado State, 1962-68
- * McGee, Willie, WR, Alcorn A&M, 1976
- * McGill, Ralph, CB, Tulsa, 1972-76
- * McGruder, Michael, CB, Kent, 1992-93
- * McHan, Lamar, QB, Arkansas, 1963
- * McIlhenny, Don, HB, Southern Methodist, 1961
- * McIntyre, Guy, G, Georgia, 1984-93
- * McIntyre, Jeff, LB, Arizona State, 1979
- * McKenzie, Reggie, LB, Tennessee, 1992
- * McKoy, Billy, LB, Purdue, 1974
- * McKyer, Tim, CB, Texas-Arlington, 1986-89
- * McLemore, Dana, KR-CB, Hawaii, 1982-87
- * McNeil, Clifton, E, Grambling, 1968-69
- * Mellekas, John, C, Arizona, 1962
- * Mellus, John, T, Villanova, 1946
- * Melville, Dan, P, California, 1979
- * Mertens, Jerry, HB, Drake, 1958-65
- * Messer, Dale, HB, Fresno State, 1961-65
- * Meyers, Bob, FB, Stanford, 1952
- * Michalik, Art, G, St. Ambrose, 1953-54
- * Mike, Bob, T, UCLA, 1948-49
- * Mike-Mayer, Steve, K, Maryland, 1975-76
- * Mikolas, Doug, NT, Portland State, 1987
- * Miles, Searcy, DB, San Jose State, 1954-56
- * Millen, Matt, LB, Penn State, 1990
- * Miller, Clark, E, Utah State, 1962-68
- * Miller, Hal, T, Georgia Tech, 1953
- * Miller, Jim, P, Mississippi, 1980-82
- * Miller, Johnny, G, Livingston, 1977-78
- * Mira, George, QB, Miami (Fla.), 1964-68
- * Mitchell, Dale, LB, USC, 1976
- * Mitchell, Tom, TE, Bucknell, 1974-77
- * Mixon, Bill, HB Georgia, 1953-54
- * Moegle, Dick, HB, Rice, 1955-59
- * Momsen, Bob, G, Ohio State, 1952
- * Monachino, Jim, HB, California, 1951
- * Monds, Wonder, DB, Nebraska, 1978
- * Monroe, Carl, RB-KR, Utah, 1983-87

- * Montana, Joe, QB, Notre Dame, 1979-82
- * Montgomery, Blanchard, LB, UCLA, 1983-84
- * Moore, Dean, LB, Iowa, 1978
- * Moore, Eugene, RB, Occidental, 1969
- * Moore, Jeff, RB, Jackson State, 1982-83
- * Moore, Manfred, RB, USC, 1974-75
- * Morgan, Joe, T, Southern Mississippi, 1949
- * Morgan, Melvin, DB, Mississippi Valley State, 1979-80
- * Moroski, Mike, QB, U.C. Davis, 1986
- * Morrall, Earl, QB, Michigan State, 1956
- * Morris, Dennis, LB, Oklahoma, 1958
- * Morris, George, C, Georgia Tech, 1956
- * Morrison, Dennis, QB, Kansas State, 1974
- * Morton, Dave, LB, UCLA, 1979
- * Morton, John, LB, Texas Christian, 1953
- * Morze, Frank, C, Boston College, 1957-61
- * Moten, Gary, LB, Southern Methodist, 1983
- * Mudd, Howard, G, Hillsdale, 1964-69
- * Musgrave, Bill, QB, Oregon, 1991-93
- * Myers, Chip, E, N.W. Oklahoma, 1967

— N —

- * Nehemiah, Renaldo, WR, Maryland, 1982-84
- * Neville, Tom, G, Fresno State, 1991
- * Nichols, Mark, LB, Colorado State, 1978
- * Nicholson, Jim, T, Michigan State, 1981
- * Nix, Jack, E, USC, 1950
- * Nixon, Tory, CB, San Diego State, 1985-88
- * Nomellini, Leo, T, Minnesota, 1950-63
- * Norberg, Hank, E, Stanford, 1946-47
- * Nordquist, Mark, G, Pacific, 1976
- * Norton, Jim, T, Washington, 1965-66
- * Norton, Ray, HB, San Jose State, 1960-61
- * Nunley, Frank, LB, Michigan, 1967-76

— O —

- * Obradovich, Jim, TE, USC, 1976
- * Odom, Ricky, DB, USC, 1978
- * O'Donahue, Pat, E, Wisconsin, 1952
- * Olerich, Dave, E, San Francisco, 1967-68, 1972-73
- * Olssen, Lance, T, Purdue, 1968-69
- * Orosz, Tom, P, Ohio State, 1983
- * Osborne, Clancy, LB, Arizona State, 1959-60
- * Owen, Tom, QB, Wichita State, 1974-75
- * Owens, James, WR, UCLA, 1979-80
- * Owens, R.C., HB, College of Idaho, 1957-61

— P —

- * Pace, Jim, HB, Michigan, 1958
- * Palatella, Lou, G, Pittsburgh, 1955-58
- * Paris, William (Bubba), T, Michigan, 1982-90
- * Parker, Don, G, Virginia, 1967
- * Parks, Dave, E, Texas Tech, 1964-67
- * Parks, Limbo, G, Arkansas, 1987
- * Parrish, James, T, Temple, 1993
- * Parsons, Earle, HB, USC, 1946-47
- * Patena, Dennis, K, Brigham Young, 1968
- * Patterson, Reno, DE, Bethune-Cookman, 1987
- * Patton, Ricky, RB, Jackson State, 1980-82
- * Pavlich, Chuck, G, Muskegon High (Mich.), 1946
- * Peets, Brian, TE, Pacific, 1981
- * Penchion, Bob, T, Alcorn A&M, 1974-75
- * Peoples, Woody, G, Grambling, 1968-77
- * Perry, Joe, FB, Compton J.C., 1948-60, 1963
- * Perry, Scott, S, Williams, 1980
- * Phillips, Mel, DB, North Carolina A&T, 1966-76
- * Pillers, Lawrence, DE, Alcorn A&M, 1980-84
- * Pine, Ed, LB, Utah, 1962-64
- * Plunkett, Jim, QB, Stanford, 1976-77
- * Pollack, Frank, T-G, Northern Arizona, 1990-91



49ers History

- Pollard, Darryl, CB, Weber State, 1987-91
- Poole, Bob, E, Clemson, 1964-65
- Powell, Charles, E, San Diego High (Calif.), 1952-53, 1955-57
- Powers, Jim, HB, USC, 1950-53
- Prokop, Joe, P, Cal Poly Pomona, 1991
- Puddy, Harold, T, Oregon, 1948
- Puki, Craig, LB, Tennessee, 1980-81
- Putzier, Rollin, NT, Oregon, 1989

— Q —

- Quillan, Fred, C, Oregon, 1978-87
- Quilter, Chuck, T, Tyler J.C., 1949

— R —

- Raines, Mike, DT, Alabama, 1974
- Ramson, Eason, TE, Washington State, 1979-83
- Randle, Sonny, E, Virginia, 1967
- Randolph, Alvin, DB, Iowa, 1966-70, 1974
- Rasley, Rocky, G, Oregon State, 1976
- Rathman, Tom, FB, Nebraska, 1986-93
- Reach, Kevin, G, Utah, 1987
- Reed, Joe, QB, Mississippi State, 1972-74
- Reese, Archie, DE, Clemson, 1978-81
- Reid, Bill, C, Stanford, 1975
- Remington, Bill, C, Washington State, 1946
- Renfro, Dick, FB, Washington State, 1946
- Reynolds, Jack, LB, Tennessee, 1981-84
- Rhodes, Bruce, DB, San Francisco State, 1976
- Rhodes, Ray, CB, Tulsa, 1980
- Rice, Jerry, WR, Mississippi Valley State, 1985-93
- Richardson, Mike, CB, Arizona State, 1989
- Riddle, Elston, DE, Nevada-Reno, 1987
- Ridlon, Jim, HB, Syracuse, 1957-1962
- Riley, Preston, WR, Memphis State, 1970-72
- Ring, Bill, RB, Brigham Young, 1981-86
- Rivera, Steve, WR, California, 1976
- Roberson, Vern, DB, Grambling, 1978
- Roberts, C.R., FB, USC, 1959-62
- Roberts, Larry, DE, Alabama, 1986-93
- Robinson, Jimmy, WR, Georgia Tech, 1980
- Robnett, Ed, HB, Texas Tech, 1947
- Rock, Walter, T, Maryland, 1963-67
- Rodgers, Del, RB, Utah, 1987-88
- Rogers, Doug, DE, Stanford, 1986
- Rohde, Len, T, Utah State, 1960-74
- Romanowski, Bill, LB, Boston College, 1988-93
- Roskie, Ken, FB, South Carolina, 1946
- Rubke, Karl, C, USC, 1957-60, 1962-63, 1965
- Rucka, Leo, C, Rice, 1956
- Runager, Max, P, South Carolina, 1984-87
- Russell, Damien, S, Virginia Tech, 1993

— S —

- Sabuco, Tino, C, San Francisco, 1949
- Sagely, Floyd, E, Arkansas, 1954-56
- Salata, Paul, E, USC, 1949-50
- Sandifer, Bill, DT, UCLA, 1974-76
- Sandifer, Dan, HB, LSU, 1950
- Sapolu, Jesse, G, Hawaii, 1983-93
- Sardisco, Tony, G, Tulane, 1956
- Saunders, John, DB, Toledo, 1974-75
- Satterfield, Alf, T, Vanderbilt, 1947
- Schabarum, Pete, HB, California, 1951, 1953-54
- Schiechl, John, C, Santa Clara, 1947
- Schmidt, Henry, T, USC-Trinity (Tex.), 1959-60
- Schreiber, Larry, RB, Tennessee Tech, 1971-75
- Scoggins, Eric, LB, USC, 1982
- Scotti, Ben, HB, Maryland, 1964
- Seabron, Thomas, LB, Michigan, 1979-80

- Seal, Paul, TE, Michigan, 1977-79
- Sharkey, Ed, G, Duke-UN-Reno, 1955-56
- Shaw, Charles, G, Oklahoma State, 1950
- Shell, Todd, LB, Brigham Young, 1984-87
- Shelley, Jo Nathan, CB, Mississippi, 1987
- Sheriff, Stan, LB, Cal Poly-SLO, 1956-57
- Sherrard, Mike, WR, UCLA, 1989-92
- Shields, Billy, T, Georgia Tech, 1984
- Shoener, Hal, E, Iowa, 1948-50
- Shumann, Mike, R, Florida State, 1978-79, 1981
- Shumon, Ron, LB, Wichita State, 1979
- Sieminski, Charlie, T, Penn State, 1963-65
- Siglar, Ricky, G-T, San Jose State, 1990
- Silas, Sam, DE, Southern Illinois, 1969-70
- Simpson, Mike, DB, Houston, 1970-72
- Simpson, O.J., RB, USC, 1978-79
- Singleton, Nate, WR, Grambling, 1993
- Singleton, Ron, T, Grambling, 1977-80
- Sitko, Emil, HB, Notre Dame, 1950
- Skaugstad, Daryle, DT, California, 1983
- Smerlas, Fred, NT, Boston College, 1990
- Smith, Artie, DL, Louisiana Tech, 1993
- Smith, Charles, E, Abilene Christian, 1956
- Smith, Ernie, HB, Compton J.C., 1955-56
- Smith, George, C, California, 1947
- Smith, J.D., HB, North Carolina A&T, 1956-64
- Smith, Jerry, G, Wisconsin, 1952-53
- Smith, Nolan, RB, Tennessee State, 1969
- Smith, Steve, E, Michigan, 1966-67
- Snead, Norman, QB, Wake Forest, 1974-75
- Sniadecki, Jim, LB, Indiana, 1969-73
- Solomon, Freddie, WR, Tampa, 1978-85
- Sollau, Gordy, E, Minnesota, 1950-58
- Sparks, Dave, G, South Carolina, 1951
- Spence, Julian, HB, Sam Houston, 1957
- Spurrier, Steve, QB, Florida, 1967-75
- Standlee, Norm, FB, Stanford, 1946-52
- St. Clair, Bob, T, San Francisco-Tulsa, 1953-64
- Steptoe, Jack, WR, Utah, 1978
- Stevens, Mark, QB, Utah, 1987
- Stickles, Monty, E, Notre Dame, 1960-67
- Stidham, Howard, LB, Tennessee Tech, 1977
- Stits, Bill, DB, UCLA, 1957-58
- Stolhandske, Tom, LB, Texas, 1955
- Stover, Jeff, DE, Oregon, 1982-88
- Strickland, Bishop, FB, South Carolina, 1951
- Strong, Jim, RB, Houston, 1970
- Strzykalski, John, HB, Marquette, 1964-52
- Stubblefield, Dana, DL, Kansas, 1993
- Stubbs, Daniel, DE, Miami (Fla.), 1988-89
- Stuckey, Jim, DE, Clemson, 1980-85
- Sullivan, Bob, HB, Holy Cross, 1948
- Sullivan, John, S, California, 1987
- Susoeff, Nick, E, Washington State, 1946-49
- Sutro, John, T, San Jose State, 1962
- Swinford, Wayne, DB, Georgia, 1965-67
- Sydney, Harry, FB, Kansas, 1987-91

— T —

- Tamm, Ralph, G, West Chester, 1992-93
- Tanner, Hamp, T, Georgia, 1951
- Tausch, Terry, G, Texas, 1989
- Tautolo, Terry, LB, UCLA, 1980-81
- Taylor, Brian, S, Oregon State, 1993
- Taylor, Bruce, CB, Boston U, 1970-77
- Taylor, John, WR, Delaware State, 1986-93
- Taylor, Roosevelt, S, Grambling, 1969-71
- Teresa, Tony, HB, San Jose State, 1958
- Thomas, Aaron, E, Oregon State, 1961
- Thomas, Chuck, C, Oklahoma, 1987-92
- Thomas, Jimmy, RB, Texas-Arlington, 1969-73
- Thomas, John, T, Pacific, 1958-67



- * Thomas, Lynn, DB, Pittsburgh, 1981-82
- * Thomas, Mark, North Carolina State, 1992-93
- * Thornton, Rupe, G, Santa Clara, 1946-47
- * Threadgill, Bruce, S, Mississippi State, 1978
- * Tidwell, Billy, HB, Texas A&M, 1954
- * Tillman, Spencer, WR, Oklahoma, 1989-91
- * Times, Ken, DT, Southern, 1980
- * Titchenal, Bob, E, San Jose State, 1946
- * Tittle, Y.A., QB, LSU, 1951-60
- * Toney, Bob, T, Notre Dame, 1952, 1954-59
- * Trimble, Wayne, DB, Alabama, 1967
- * Tubbs, Jerry, LB, Oklahoma, 1958-59
- * Tucker, Bill, RB, Tennessee A&I, 1967-70
- * Tuasosopo, Manu, DT, UCLA, 1984-86
- * Turner, Keena, LB, Purdue, 1980-90
- * Turner, Odessa, WR, Northwestern Louisiana, 1992-93
- * Tyler, Wendell, RB, UCLA, 1983-86

— U —

None

— V —

- Van Doren, Bob, E, USC, 1953
- * Vanderbundt, Skip, LB, Oregon State, 1968-77
- Varajan, Mike, FB, Toledo, 1987
- * Vaughan, Ruben, DT, Colorado, 1979
- * Vaughn, Ted, E, Texas Christian, 1953
- Veris, Garin, DE, Stanford, 1992
- Vetrano, Joe, HB, Southern Mississippi, 1946-49
- Vincent, Ted, DT, Wichita State, 1979-80
- Visger, George, DT, Colorado, 1980
- * Vollenweider, Jim, FB, Miami (Fla.), 1962-63

— W —

- Wagner, Lowell, HB, USC, 1949-53, 1955
- * Wallace, Bev, QB, Compton J.C., 1947-49
- * Wallace, Steve, T, Auburn, 1986-93
- * Walker, Adam, RB, Pittsburgh, 1992-93
- * Walker, Elliott, RB, Pittsburgh, 1978
- * Walker, Val Joe, HB, Southern Methodist, 1957
- * Walls, Wesley, TE, Mississippi, 1989-93
- Walter, Mike, LB, Oregon, 1984-93
- Washington, Dave, LB, Alcorn A&M, 1975-76
- * Washington, Gene, WR, Stanford, 1969-77
- * Washington, Ted, NT-DE, Louisville, 1991-93
- * Washington, Tim, CB, Fresno State, 1982
- * Washington, Vic, RB, Wyoming, 1971-73
- * Waters, Bob, QB, Presbyterian, 1960-64
- * Watters, Ricky, RB, Notre Dame, 1991-93
- * Watson, John, T, Oklahoma, 1971-76
- * Waymer, Dave, DB, Notre Dame, 1990-91
- * Webb, Jimmy, DT, Mississippi State, 1975-80

- Wells, Mike, TE, San Diego State, 1987
- Wersching, Ray, K, California, 1977-87
- West, Robert, WR, San Diego State, 1974
- * White, Bob, HB, Stanford, 1951-52
- * Whitmore, David, S, Stephen F. Austin, 1991-92
- * Wilcox, Dave, LB, Oregon, 1964-74
- Wilkerson, Jerry, DE, Oregon State, 1980
- Wilkins, David, LB, Eastern Kentucky, 1992
- Wilks, Greg, LB, Montana State, 1987
- * Willard, Ken, FB, North Carolina, 1965-73
- Williams, Dave, RB, Colorado, 1977
- * Williams, Delvin, RB, Kansas, 1974-77
- Williams, Gerard, DB, Langston, 1979-80
- * Williams, Herb, CB, Southern, 1980
- Williams, Howie, HB, Howard, 1963
- Williams, Jamie, TE, Nebraska, 1989-93
- Williams, Joel, C, Texas, 1948
- Williams, John, HB, USC, 1954
- * Williams, Newton, RB, Arizona State, 1982
- Williams, Roy, T, Pacific, 1963-64
- * Williams, Vince, FB, Oregon, 1982-83
- * Williamson, Carlton, S, Pittsburgh, 1981-88
- * Wilmsmeyer, Klaus, P, Louisville, 1992-93
- * Wilson, Billy, E, San Jose State, 1951-60
- Wilson, Jerry, LB, Auburn, 1960
- Wilson, Karl, DL, LSU, 1993
- * Wilson, Jim, G, Georgia, 1965-66
- Wilson, Mike, WR, Washington State, 1981-90
- * Wilson, Troy, Pittsburgh State, 1993
- * Windsor, Bob, E, Kentucky, 1967-71
- Winston, Lloyd, FB, USC, 1962-63
- * Wismann, Pete, LB, St. Louis, 1949-52, 1954
- * Witcher, Dick, E, UCLA, 1966-73
- * Wittenborn, John, G, Southeast Missouri, 1958-60
- * Wittum, Tom, P, Northern Illinois, 1973-77
- Wolfe, John, DB, Mississippi State, 1968-69
- Wondolowski, Bill, WR, Eastern Montana, 1969
- Woods, Don, RB, New Mexico, 1980
- * Woodson, Abe, HB, Illinois, 1958-64
- Woudenberg, John, T, Denver, 1946-49
- * Wright, Eric, CB, Missouri, 1981-90

— X —

None

— Y —

- Yonamine, Wally, HB, Farrington High (Hl.), 1947
- Young, Charlie, TE, USC, 1980-82
- Young, Steve, QB, Brigham Young, 1987-93
- * Youngelman, Sid, T, Alabama, 1955
- Yowarsky, Walt, C, Kentucky, 1958

— Z —

- Zamlynsky, Zigmund, HB, Villanova, 1946

49ERS' RETIRED JERSEYS

- 12 - QB John Brodie (1957-73) — Number Retired in 1973
- 34 - RB Joe Perry (1948-60, 63) — Number Retired in 1971
- 37 - DB Jimmy Johnson (1961-76) — Number Retired in 1977
- 39 - RB Hugh McElhenny (1952-60) — Number Retired in 1971
- 70 - DT Charlie Kruger (1959-73) — Number Retired in 1974
- 73 - T Leo Nomellini (1950-63) — Number Retired in 1971
- 87 - TE Dwight Clark (1979-87) — Number Retired in 1988



49ERS' AAFC DRAFTS (1946-49)

1947

- Davis, Glenn
B, Army
1. LeForce, Clyde
B, Tusla, 6
2. Wiese, Bob
B, Michigan, 14
3. Duke, Paul
C, Georgia Tech, 22
4. Samuel, Don
B, Oregon State, 30
5. Satterfield, Alf
T, Vanderbilt, 38
6. Zilly, John
E, Notre Dame, 46
7. Knight, Gene (Red)
B, LSU, 54
8. Maimberg, Charlie
T, Rice, 62
9. Leonetti, Bob
G, Wake Forest, 70
10. Broyles, Frank
QB, Georgia Tech, 78
11. Tyree, Jim
E, Oklahoma, 86
12. Robnett, Ed
B, Texas Tech, 94
13. Slater, Walter
B, Tennessee, 102
14. Wheeler, Earl
C, Arkansas, 110
15. Proctor, Les
G, Texas, 118
16. DeRogatis, Al
T, Duke, 126
17. Tullos, Earl
T, LSU, 132
18. Meeks, Bryant
C, South Carolina, 138
19. Royston, Ed
G, Wake Forest, 144
20. Burngardner, Max
E, Texas, 150

1948

1. Scott, Joe
B, San Francisco, 5
3. Cason, Jim
B, LSU, 15
4. McCormick, Walt
C, USC, 23
6. Land, Fred
T, LSU, 32
7. O'Reilly, Phil
T, Purdue, 38
9. Luongo, Bill
B, Pennsylvania, 50
11. Steckroth, Bob
E, William & Mary, 62
12. Malinowski, Gene
C, Detroit, 70
13. Modzelski, Len
T, Scranton, 78
14. Rideout, Les
T, Bowling Green, 86
15. Olsonoski, Larry
T, Purdue, 94
16. Matulich, Wally
B, Mississippi State, 102
17. Ravensberg, Bob
E, Indiana, 110
18. Pritula, Bill
T, Michigan, 118
19. Fitzgerald, Art
B, Yale, 126
20. Barbolak, Pete
T, Purdue, 134
21. Loepe, Dick
T, Wisconsin, 142
22. Heck, Bob
E, Purdue, 150
23. Lanhorne, Floyd
G, Texas Tech, 158
24. Bryant, Goble
B, Pennsylvania, 174
25. Talarico, Bill
B, Pennsylvania, 174
26. Marshall, Everett
T, Pennsylvania
27. Moss, Perry
B, Illinois, 190
28. Bell, Bill
QB, Muhlenberg, 198
29. Siegert, Herb
G, Illinois, 206
30. Williams, Frank
B, Utah State, 214

1949 AAFC SECRET

SAN FRANCISCO

1. Stautner, Ernie
T, Boston College
2. Winkler, Jim
T, Texas A & M

1949

1. Fritz, Chester
T, Missouri, 7
3. Lovuolo, Frank
E, St. Bonaventure, 20
4. De Nola, Mike
B, Scranton, 28
5. Brodnax, George
E, Georgia Tech, 36
6. Hamberger, John
T, So. Methodist, 44
7. Steigman, Dan
C, North Carolina, 52
8. Reid, Bernie
G, Georgia, 60
9. Wendt, Fred
B, Texas-El Paso, 68
10. Flowers, Dick
T, Alabama, 76
11. Lund, Bob
B, Tennessee, 84
12. Baker, Jon
G, California, 92
13. Reichert, Jim
G, Arkansas, 100
14. Garlin, Don
B, California, 106
15. Wismann, Pete
C, St. Louis
16. Hobbs, Homer
G, Georgia, 124
25. Schoultz, Paul
B, Miami (Ohio), 171
26. Kelly, Jack
T, Louisiana Tech, 176
27. Flanakin, Jasper
E, Baylor, 181
28. Smith, Rudy
T, Louisiana Tech, 186
29. Long, Gordon
B, Arkansas, 191



49ERS' ALL-TIME NFL DRAFT

1950

(January 21-22, 1950)
(Drafted Alternately 9-10)

1. **NOMELLINI, LEO**
T, 6-3, 260, Minnesota
2. **CAMPORA, DON**
T, 6-3, 270, Pacific
3. **COLLINS, RAY**
T, 6-0, 230, LSU
4. **BAILEY, MORRIS**
E, 6-2, 215, Texas Christian
5. **KANE, HARRY**
C, 6-1, 215, Pacific
6. **VAN POOL, DON**
E, 6-3, 225, Oklahoma
7. **BERRY, LINDY**
B, 6-0, 180, Texas Christian
8. **WILLIAMS, ELLERY**
E, 6-2, 200, Santa Clara
9. **ZINACH, PETE**
B, 6-0, 190, West Virginia
10. **CELERI, BOB**
B, 5-10, 175, California
11. **DOW, HARLEY**
T, 6-2, 220, San Jose State
12. **BURKE, DON**
B, 6-0, 235, USC
13. **CECCONI, LOU**
B, 5-8, 171, Pittsburgh
14. **PAYNE, TOM**
E, 6-1, 195, Santa Clara
15. **GRAMPSEY, LEO**
E, 6-1, 195, St. Bonaventure
16. **SHAW, CHARLEY**
G, 6-3, 195, Oklahoma A&M
17. **VAN METER, CLIFF**
B, 6-1, 198, Tulane
18. **GENITO, RALPH**
B, 5-11, 180, Kentucky
19. **KLEIN, FORREST**
G, 6-0, 205, California
20. **NIX, JACK**
E, 6-2, 205, USC
21. **ALKER, GUERIN**
C, 6-1, 207, Loyola
22. **WILSON, BILLY**
E, 6-3, 198, San Jose State
23. **WILLIAMS, JIM**
E, 6-2, 185, Rice
24. **WYMAN, BILL**
T, 6-2, 220, Rice
25. **DUNN, BOB**
G, 6-2, 200, Dayton
26. **POWERS, JIM**
B, 6-0, 183, USC
27. **JOHNSON, KEN**
G, 6-3, 200, Pacific
28. **HALL, CHARLEY**
B, 6-1, 190, Arizona
29. **WHELAN, BOB**
B, 5-11, 175, Boston U.
30. **STILLWELL, BOB**
E, 6-0, 200, USC

1951

(January 18-19, 1951)
(Drafted Alternately 2-3)

1. **TITTLE, Y.A.**
QB, 6-0, 190, LSU
2. **SCHABARUM, PETE**
HB, 5-11, 185, California
3. **MIXON, BILL**
HB, 5-11, 197, Georgia
4. **Choice to Cleveland**
5. **(A) STEERE, DICK**
T, 6-3, 225, Drake
6. **(B) CARAPPELLA, AL**
(Choice from Chicago Cardinals)
T, 6-0, 235, Miami (FLA)
7. **STRICKLAND, BISHOP**
HB, 5-10, 195, USC
8. **FORBES, DICK**
E, 6-2, 215, St. Ambrose
9. **ARENAS, JOE**
HB, 5-11, 180, Omaha
10. **VAN ALSTYNE, BRUCE**
E, 6-3, 205, Stanford
11. **FEHER, NICK**
G, 6-0, 220, Georgia
12. **JESSUP, BILL**
E, 6-1, 195, USC
13. **MONACHINO, JIM**
HB, 5-10, 190, California
14. **MARVIN, DICK**
E, 6-3, 190, Georgia Tech
15. **BERRY, REX**
B, 5-11, 180, Brigham Young
16. **SPARKS, DAVE**
G, 6-1, 228, South Carolina
17. **WHITE, BOB**
B, 5-11, 174, Stanford
18. **MICHALIK, ART**
G, 6-2, 225, St. Ambrose
19. **MURPHY, JIM**
T, 6-3, 240, Xavier
20. **PHILLIPS, JOHN**
B, 6-0, 178, Mississippi State
21. **TATE, AL**
T, 5-11, 210, Illinois
22. **BROWN, HARDY**
B, 6-0, 195, Tulsa
23. **WINSLOW, DWIGHT**
B, 6-3, 205, Boise J.C.
24. **BRUNSWALD, WALLY**
HB, 6-0, 170, Gustavus Adolphus
25. **KINSFORD, TOM**
B, 5-11, 180, Montana
26. **PETERSON, MIKE**
E, 6-1, 201, Denver
27. **CARPENTER, KEITH**
T, 6-3, 226, San Jose State
28. **LUNG, RAY**
G, 5-9, 209, Oregon
29. **ROHAN, JACK**
HB, 6-0, 185, Loras College
30. **GARNETT, S.P.**
T, 6-3, 215, Kansas
31. **FASKE, JERRY**
HB, 5-9, 190, Iowa

1952

(January 17, 1952)
(Drafted Alternately 8-9)

1. **McELHENNY, HUGH**
HB, 6-1, 198, Washington
2. **TONOFF, BOB**
T, 6-2, 252, Notre Dame
3. **TIDWELL, BILLY**
HB, 5-9, 178, Texas A&M
4. **CAMPBELL, MARION**
T, 6-3, 245, Georgia
5. **O'DONAHUE, PAT**
E, 6-1, 205, Wisconsin
6. **BEASLEY, JIM**
C, 6-4, 215, Tulsa
7. **ROBISON, DON**
B, 6-1, 190, California
8. **SMITH, JERRY**
T, 6-1, 230, Wisconsin
9. **CHRISTIAN, GLEN**
HB, 5-10, 180, Idaho
10. **WEST, CARL**
B, 6-2, 214, Mississippi
11. **KIMMEL, J.D.**
T, 6-4, 245, Army - Houston
12. **SNYDER, FRED**
E, 6-1, 180, Loyola
13. **YEAGER, RUDY**
T, 6-3, 210, LSU
14. **SIMONS, FRANK**
E, 6-3, 195, Nebraska
15. **NORMAN, HALDO**
E, 6-3, 200, Gustavus Adolphus
16. **MEYERS, BOB**
B, 6-2, 185, Stanford
17. **BALDOCK, AL**
E, 6-2, 200, USC
18. **CAREY, BILL**
E, 6-4, 219, Michigan State
19. **TALARICO, SAM**
T, 6-0, 207, Indiana
20. **YATES, JESS**
E, 6-2, 190, LSU
21. **OFFIELD, GENE**
E, 5-11, 195, Hardin-Simmons
22. **COZAD, JIM**
T, 6-2, 215, Santa Clara
23. **GLAZIER, BILL**
E, 6-1, 189, Arizona
24. **KREUGER, RALPH**
T, 6-3, 225, California
25. **LAUGHLIN, HENRY**
B, 6-1, 200, Kansas
26. **KANE, DICK**
G, 6-3, 215, Cincinnati
27. **SCHAFF, WALDO**
T, 6-3, 210, Oklahoma A&M
28. **PALUMBO, JOE**
G, 5-10 1/2, 205, Virginia
29. **MOSHER, CHUCK**
E, 6-3, 200, Colorado
30. **PATRICK, DICK**
C, 6-2, 215, Oregon



49ers History

1953

(January 22, 1953)
(Drafted Alternately 9-8-7)

1. (A) **Bonus Choice: BABCOCK, HARRY**
E. 6-2, 196, Georgia
1. (B) **STOLHANDSKE, TOM**
E. 6-2, 210, Texas
2. **MORRIS, GEORGE**
C. 6-3, 235, Georgia Tech
3. **ST. CLAIR, BOB**
T. 6-7, 250, USF-Tulsa
4. **FULLERTON, ED**
B. 6-0, 205, Maryland
5. **MILLER, HAL**
T. 6-4, 240, Georgia Tech
6. **Choice to Chicago Bears**
7. **CARR, PAUL**
B. 6-0, 205, Houston
8. **HOGLAND, DOUG**
T. 6-3, 225, Oregon State
9. **LEDYARD, HAL**
OB. 6-0 1/2, 185, UT-Chattanooga
10. **BROWN, PETE**
G. 6-2, 217, Georgia Tech
11. **CHARLTON, AL**
B. 5-11, 185, Washington State
12. **LEACH, CARSON**
G. 5-10, 218, Duke
13. **EARLEY, BILL**
B. 6-1, 198, Washington
14. **FLETCHER, TOM**
B. 6-0, 195, St. Mary's - Arizona State
15. **GENTNER, CHARLEY**
T. 6-2, 225, Texas
16. **DURIG, FRED**
B. 6-1, 200, Bowling Green
17. **LATHAM, HUGH**
T. 6-3, 225, San Diego State
18. **WACHDLZ, STAN**
E. 6-3 1/2, 200, San Jose State
19. **DUCLOS, KING**
E. 6-3, 218, Texas Western
20. **HUIZINGA, RAY**
T. 6-5, 230, Northwestern
21. **BAHNSEN, KEN**
B. 5-10, 200, North Texas State
22. **ROBBINS, LAVERNE**
G. 5-11 1/2, 225, Midwestern
23. **HUNT, TRAVIS**
T. 6-1, 220, Alabama
24. **MORGAN, ED**
B. 6-1, 195, Tennessee
25. **STOCKERT, ERNIE**
E. 6-6, 220, UCLA
26. **COOPER, HARLEY**
B. 6-1, 195, Arizona State
27. **McCLEOD, RALPH**
E. 6-4, 205, LSU
28. **NOVIKOFF, TOM**
B. 6-0, 195, Oregon
29. **STILLWELL, DON**
E. 6-1, 180, USC
30. **No pick as result of BONUS CHOICE**

1954

(January 28, 1954)
(Drafted 10th)

1. **FALONEY, BERNIE**
OB. 6-1, 190, Maryland
2. **RUCKA, LEO**
G. 6-3, 225, Omaha
3. **KORCHECK, STEVE**
C. 8-1, 205, George Washington
4. **BOXHOLD, CHARLIE**
HB. 5-11, 186, Maryland
5. (A) **HANTLA, BOB**
(Choice from Pittsburgh)
G. 6-1, 220, Kansas
5. (B) **MINCEVICH, FRANK**
G. 6-2, 245, South Carolina
6. **SAGELY, FLOYD**
E. 6-1, 187, Arkansas
7. **YOUNGELMAN, SID**
T. 6-3, 247, Alabama
8. **Choice to Cleveland**
9. **CONNOLLY, TED**
G. 6-3, 230, Santa Clara-Tulsa
10. **GOSS, DON**
T. 6-5, 260, SMU
11. **SKOCKO, JOHN**
E. 6-3, 220, USC
12. **EASTERWOOD, HAL**
C. 6-0, 195, Mississippi State
13. **WILLIAMS, MORGAN**
G. 6-1 1/2, 195, Texas Christian
14. **WILLIAMS, SAM**
HB. 6-1, 190, California
15. (A) **GOSSAGE, EDWARD**
(Choice from Green Bay)
T. 6-3, 200, Georgia Tech
15. (B) **PALUMBO, SAM**
G. 6-2, 220, Notre Dame
16. **FIVEASH, BOBBY**
HB. 5-11, 185, Florida State
17. **KAUTZ, KARL**
T. 6-2, 245, Texas Tech
18. **KAY, MORRIS**
E. 6-2, 204, Kansas
19. **EDMISTON, BOB**
T. 6-2, 255, Temple - Michigan State
20. **DIPIETRO, FRANK**
B. 6-1, 197, Georgia
21. **ALSUP, HOWARD**
T. 6-4, 230, Middle Tennessee State
22. **REYNOLDS, RALPH**
B. 6-0, 186, North Texas State
23. **FENSTEMAKER, LEROY**
OB. 6-2, 205, Rice
24. **DANIELS, JERRY**
T. 6-1, 230, Tennessee Tech
25. **PLATT, JOHN**
FB. 6-2, 215, Elon - Kentucky
26. **BELLO, PETE**
C. 6-0, 205, Pasadena City College
27. **BAKER, ED**
G. 6-1 1/2, 225, Omaha
28. **GARBRECHT, BOB**
FB. 6-1, 205, Rice

29. DUNN, TED

B. 6-1, 200, Murray State-Washington (Missouri)

30. FOLKS, DON

E. 6-2, 210, Houston

1955

(January 27-28, 1955)
(Drafted Alternately 8-9)

1. **MOEGLE, DICK**
HB. 6-0, 180, Rice
2. **MORZE, FRANK**
T. 6-4, 245, Boston College
3. **HARDY, CARROLL**
HB. 6-0, 185, Colorado
4. **HAZELTINE, MATT**
C. 6-2, 201, California
5. **KRAEMER, ELDRED**
T. 6-3, 235, Pittsburgh
6. **LUNA, BOBBY**
HB. 5-11, 183, Alabama
7. **DEAN, JOHN**
OB. 6-1, 195, VPI
- † 8. **MEYERS, FRED**
OB. 6-2, 205, Oklahoma
- † 9. **PREZIOSIO, FRED**
T. 6-2, 245, Purdue
10. **ASHBACHER, RON**
E. 6-3, 220, Oregon State
11. **RATELLA, RUDY**
E. 6-3 1/2, 215, Omaha
- † 12. **PALATELLA, LOU**
T. 6-2, 230, Pittsburgh
13. **GASKELL, RICHIE**
E. 6-2, 195, George Washington
14. **McKEITHAN, NICK**
HB. 6-1, 195, Duke
15. **HESS, BURDETTE**
G. 6-0, 220, Idaho
16. **HALL, JIM**
E. 6-2, 195, Auburn
17. **NEWTON, BOB**
G. 6-2, 220, San Diego State
18. **PEISTER, RON**
E. 6-2, 210, Oregon
19. **GARZOLI, JOHN**
T. 6-7, 265, California
20. **DYER, GLEN**
OB. 6-5, 200, Texas
21. **MADEROS, GEORGE**
E. 6-1, 195, Chico State
22. **VANN, PETE**
OB. 6-1, 189, Army
- † 23. **GUNNARI, TOM**
T. 6-2, 220, Washington State
24. **HEASTON, BOB**
G. 6-2, 222, Cal Poly - SLO
25. **WADE, DEWEY**
E. 6-1, 225, Kansas State
26. **KERR, JOHNNY**
E. 6-0, 170, Purdue
- † 27. **SHOCKEY, DICK**
OB. 6-3, 210, Marquette
28. **SANDERS, DON**
HB. 6-0, 185, Stanford
- † 29. **KNIEDINGER, OTTO**
T. 6-2, 230, Penn State
- † 30. **GONGOLA, BOB**
OB. 6-3, 180, Illinois

1956

(Nov. 29, 1955/Jan. 19, 1956)
(Drafted Alternately 1-2)

1. MORRALL, EARL
QB, 6-1, 190, Michigan State
2. BOSLEY, BRUCE
T, 6-2, 240, West Virginia
3. HERCHMAN, BILL
T, 6-2, 249, Texas Tech
4. PAJACZKOWSKI, FRANK
HB, 6-0, 187, Richmond
5. Choice to Los Angeles
6. SARDISCO, TONY
G-LB, 6-2, 210, Tulane
- †7. BARNES, LARRY
FB, 6-1, 215, Colorado A&M
8. SMITH, CHARLES
E, 6-2, 200, Abilene Christian
9. COX, JIM
E, 6-3, 190, Cal Poly - SLO
10. ZALESKI, JERRY
HB, 5-10, 195, Colorado A&M
11. PELL, STEWART
T, 6-4, 225, North Carolina
12. SWEDBERG, ROGER
TE, 6-1, 230, Iowa
13. MOODY, RALPH
HB, 6-0, 195, Kansas
- †14. OWENS, R.C.
E, 6-3, 205, College of Idaho
15. (A) HENDERSON, REED
G-T, 6-2, 235, Utah State
15. (B) BOYD, GENE
(Choice from Pittsburgh)
HB, 6-0, 200, Abilene Christian
16. HERRING, GEORGE
QB, 6-3, 200, Mississippi Southern
17. WEIS, RICHARD
T, 6-1, 230, Mississippi
- †18. YELVERTON, BILLY
TE, 6-4, 215, Mississippi
19. ARRIGONI, PETE
HB, 6-0, 185, Arizona
20. SCARBROUGH, BOB
C-G, 6-1, 210, Auburn
21. JOYNER, L.C.
HB-E, 6-1, 185, Contra Costa J.C.
22. WESSMAN, CLARENCE
E, 6-3, 235, San Jose State
23. MONROE, MIKE
HB, 6-1, 205, Washington
25. WALLACE, ED
G, 6-3, 260, San Diego J.C.
25. GOAD, PAUL
HB, 6-0, 200, Abilene Christian
26. LOUD, ROMMIE
E, 6-0, 215, UCLA
27. GUSTAFSON, JERRY
QB, 6-2, 190, Stanford
- †28. DREW, JERRY
FB, 5-10, 195, California
29. BENSON, DEAN
E, 6-3, 195, Willamette
- †30. MITCHELL, BOB
G-T, 6-0, 204, Puget Sound

1957

(November 27, 1956)
(Drafted 2nd)

1. BRODIE, JOHN
QB, 6-1, 195, Stanford
2. WOODSON, ABE
HB, 5-11, 188, Illinois
3. Choice to Los Angeles
4. (A) RIDLON, JIM
HB, 6-1, 195, Syracuse
4. (B) SANDUSKY, MIKE
(Choice from Chicago Cardinals)
G, 5-11, 228, Maryland
5. RUBKE, KARL
C, 6-4, 235, USC
6. (A) HUNTER, JIM
HB, 6-0, 195, Missouri
6. (B) RHODES, BILL
(Choice from Philadelphia)
HB, 6-0, 200, Western State
- †7. DUGAN, FRED
E, 6-3, 195, Dayton
8. PITTS, ERNIE
E, 6-2, 190, Denver
- †9. BRUECKMAN, CHARLES
C-LB, 6-2, 218, Pittsburgh
- †10. HURST, JERRY
T, 6-7, 240, Middle Tennessee
- †11. DAVIS, TOM
HB, 6-2, 205, LSU
- †12. SINGTON, FRED
T-G, 6-1, 225, Alabama
13. MACKAY, CHARLES
E, 6-4, 190, Arizona State
14. WARZEKA, RON
T, 6-3, 235, Montana State
- †15. KAISER, EARL
HB, 6-0, 190, Houston
16. KRISTOPAITIS, VIC
FB, 6-2, 205, Dayton
17. KUHN, DAVE
C-LB, 6-1, 220, Kentucky
18. GUY, RICHARD
G, 6-3, 225, Ohio State
19. BABB, GENE
FB, 6-2, 210, Austin
20. DeLOACH, SID
G, 6-1, 220, Duke
21. WILCOX, FRED
HB, 6-1, 185, Tulane
22. TRIPP, PAUL
T, 6-3, 240, Idaho State
23. THOMAS, JOHN
E, 6-5, 215, Pacific
24. LADNER, JOHN
E, 6-2, 205, Wake Forest
25. MEYER, RAY
FB, 5-11, 210, Lamar Tech
- †26. TOPPING, TOM
T-G, 6-2, 215, Duke
27. VICIC, DON
FB, 6-1, 210, Ohio State
28. CURTIS, BILL
HB, 6-3, 180, Texas Christian
29. HALLBECK, VERN
LB, 6-2, 213, Texas Christian
30. PARKS, GEORGE
QB, 6-2, 205, Lamar Tech

1958

(Dec. 2, 1957/Jan. 28, 1958)
(Drafted Alternately 8-9)

1. (A) PACE, JIM
(Choice from Pittsburgh)
HB, 6-0, 195, Michigan
1. (B) KRUEGER, CHARLES
T, 6-4, 230, Texas A&M
- †2. NEWMAN, BOB
QB, 6-2, 190, Washington State
3. HOPPE, BOB
HB, 6-0, 190, Auburn
4. VARONE, JOHN
HB, 5-11, 190, Miami (Fla.)
5. ATKINS, BILL
HB, 6-1, 200, Auburn
6. SCHMIDT, HENRY
T, 6-4, 245, Trinity College
7. Choice to Detroit
8. (A) MILLS, RON
HB, 6-1, 180, West Texas State
- †8. (B) BURTON, LEON
(Choice from Chicago Cardinals)
HB, 5-9, 170, Arizona State
9. TROUTMAN, GEORGE
C, 6-4, 260, Capitol (Ohio)
- †10. HECKMAN, VEL
T, 6-0, 230, Florida
- †11. WHARTON, ROBERT
T, 6-2, 238, Houston
12. WILLIAMS, PETE
T, 6-1, 225, Lehigh
13. (A) DUKES, HAROLD
E, 6-2, 225, Michigan State
13. (B) YORE, JAMES
(Choice from Pittsburgh)
FB, 6-2, 225, Indiana
14. FIELDS, MAX
HB, 5-10, 185, Whitler College
15. Choice to Detroit
16. SHIRKEY, GEORGE
T, 6-4, 250, Stephen F. Austin
17. WHITTENBORN, JOHN
T, 6-2, 238, SE Missouri St.
18. MORRIS, DENNIT
G-LB, 6-1, 230, Oklahoma
19. MUSHATT, RANNIE
G, 6-4, 244, Grambling
20. MERTENS, JERRY
E, 6-0, 185, Drake
21. CHRISTIAN, DON
HB, 6-0, 190, Arkansas
22. HARTMAN, BRUCE
T, 6-0, 245, Luther College
23. FIELDS, LARRY
HB, 6-0, 200, Utah
- †24. MACKAY, DEE
E, 6-5, 227, E. Texas St.
25. KAUZMAREK, BILL
C, 6-0, 225, SW Missouri St.
- †26. HILL, HILLARD
E, 6-1, 188, USC
27. WITUCKI, BOB
E, 6-3, 225, Notre Dame
28. WARREN, GARLAND
C, 6-1, 225, No. Texas St.
29. HODGES, HERMAN
HB, 6-2, 210, Sam Houston
- †30. STAHURA, TED
T, 6-0, 250, Pittsburg State



49ers History

1959

(Dec. 2, 1958/Jan. 22, 1959)
(Drafted 6th)

1. (A) BAKER, DAVE
HB, 6-0, 190, Oklahoma
1. (B) JAMES, DAN
(Choice from Pittsburgh)
C, 6-2, 250, Ohio State
2. HARRISON, BOB
LB, 6-2, 227, Oklahoma
3. DOVE, EDDIE
HB, 6-2, 183, Colorado
4. CLARK, MONTE
DT, 6-6, 260, USC
5. GEREMIA, FRANK
T, 6-3, 245, Notre Dame
6. BAVARO, WALLY
T, 6-4, 245, Holy Cross
- †7. (A) COLCHICO, DAN
E, 6-4, 225, San Jose State
7. (B) ROGERS, DON
(Choice from Chicago Cardinals)
LB, 6-2, 245, South Carolina
8. AKIN, LEWIS
E, 6-4, 210, Vanderbilt
9. GREEN, ROBERT
HB, 5-11, 175, Florida
10. NAGURSKI, BRONKO
T, 6-2, 225, Notre Dame
11. HAYS, JACK
HB, 6-2, 190, Trinity College
12. KORUTZ, BILL
C, 6-2, 250, Dayton
13. LOPASKY, BILL
G, 6-2, 235, West Virginia
14. DUKES, MICHAEL
FB-LB, 6-3, 218, Clemson
15. BELLAND, JOE
HB, 5-10, 182, Arizona State
16. COOK, BOB
HB, 6-3, 185, Idaho State
17. JURCAK, JEROME
C, 6-2 1/2, 220, St. Benedict's
18. COWLEY, JACK
T, 6-2, 210, Trinity College
- †19. OSBORNE, TOM
HB, 6-3, 195, Hastings
(Nebraska)
- †20. DEESE, TOBY
T, 6-2, 222, Georgia Tech
21. CARR, LUTHER
HB, 5-10, 185, Washington
22. McQUEEN, BURNIE
E, 6-3, 200, North Carolina A&T
23. DOLLAHAN, BRUCE
T, 6-3, 225, Illinois
24. CHUDY, CRAIG
E, 6-3, 200, UCLA
- †25. GEE, ROY
G, 6-2, 200, Trinity College
26. YOUNG, ED
E, 6-2, 215, Louisville
27. SEMENKO, MEL
T, 6-2, 220, Colorado
28. McCLUSKEY, MIKE
HB, 6-0, 185, Washington
29. BOLTON, JACK
T, 6-3, 235, Puget Sound
30. CARTER, LOWELL
E-LB, 6-3, 230, Denver

1960

(November 30, 1959)
(Drafted Alternately 10-11)

1. STICKLES, MONTY
E, 6-3, 232, Notre Dame
- †2. (A) KAMMERER, CARL
LB, 6-3, 237, Pacific
2. (B) MAGAC, MIKE
(Choice from Washington)
G, 6-2, 225, Missouri
3. BREEDLOVE, ROD
C-LB, 6-2, 215, Maryland
4. NORTON, RAY
HB, 6-2, 184, San Jose State
5. ROHDE, LEN
T, 6-4, 235, Utah State
6. MURCHISON, OLA
E, 6-3, 211, Pacific
7. WATERS, BOB
QB, 6-2, 188, Presbyterian
8. (A) MATHIS, BILL
(Choice from Washington)
HB, 6-1, 200, Clemson
8. (B) FUGLER, MAX
C-LB, 6-2, 224, LSU
9. WARDEN, BOB
C-LB, 6-2, 220, Auburn
10. BRANCH, MEL
E, 6-2, 220, LSU
11. (A) PITTS, ED
(Choice from Pittsburgh)
T, 6-2, 230, South Carolina
- †11. (B) HANSEN, ERNEST
C, 6-4, 250, Arizona State
12. WILLIAMS, JIM
T, 6-1, 255, North Carolina
College
- †13. HINSHAW, DEAN
T, 6-6, 240, Idaho State
14. CAMPBELL, GARY
QB, 6-0, 199, Whittier
15. DOWDLE, MIKE
FB-LB, 6-4, 225, Texas
16. HEINEKE, JIM
T, 6-2, 230, Wisconsin
17. GONSOLIN, AUSTIN
HB, 6-3, 205, Baylor
18. ROBINSON, CARL
T, 6-5, 245, South Carolina
State
19. PATE, BOBBY
HB, 6-0, 175, Presbyterian
20. WOODWARD, JIM
T, 6-5, 228, Lamar Tech

1961

(Dec. 27-28, 1960)
(Drafted Alternately 9-10)

1. (A) JOHNSON, JIMMY
(Choice from Pittsburgh)
HB, 6-2, 184, UCLA
1. (B) CASEY, BERNIE
FB, 6-4, 215, Bowling Green
1. (C) KILMER, BILL
(Choice from New York via
Baltimore)
QB, 6-0, 190, UCLA
2. LAKES, ROLAND
C-T, 6-4, 245, Wichita

3. COOPER, BILL
FB, 6-2, 215, Muskingum
4. (A) THOMAS, AARON
(Choice from Pittsburgh)
E, 6-3, 208, Oregon
4. (B) MESSER, DALE
HB, 5-10, 175, Fresno
5. (A) McCREARY, BOB
T, 6-5, 250, Wake Forest
- †5. (B) MILLER, CLARK
(Choice from Dallas)
T, 6-5, 245, Utah State
- †6. McCLELLAN, MIKE
HB, 6-0, 185, Oklahoma
7. PURDIN, RAY
HB, 6-0, 185, Northwestern
8. PLUMLEY, NEILL
T, 6-6, 240, Oregon State
- †9. (A) DONOHUE, LEON
(Choice from Pittsburgh)
T, 6-4, 245, San Jose State
9. (B) NINO, EVERISTO
T, 6-4, 243, E. Texas State
10. HYNES, PAUL
HB, 6-0, 210, Louisiana Tech
11. PARRILLI, TONY
LB, 6-1, 220, Illinois
- †12. COFFEY, DON
E, 6-2, 190, Memphis State
13. (A) HACKLER, TOMMY
(Choice from Pittsburgh)
E, 6-4, 217, Tennessee
- †13. (B) FINCKE, JULIUS
T, 6-3, 260, McNeese State
14. WORRELL, BILL
T, 6-2, 240, Georgia
- †15. SAMS, BOB
T, 6-2, 250, Central State (OK)
16. FULLER, CHARLIE
HB, 5-11, 170, San Francisco
State
17. JEWELL, TOM
G, 6-1, 240, Idaho State
- †18. McFARLAND, KAY
E-HB, 6-2, 180, Colorado State
19. SIMPSON, TOM
C-OT, 6-3, 245, Davidson
20. PEERY, JERRY
G-DT, 6-3, 245, Central State (OK)

1962

(December 4, 1961)
(Drafted 8th)

1. ALWORTH, LANCE
HB, 6-0, 180, Arkansas
2. PINE, ED
LB, 6-4, 230, Utah
3. ADAMS, BILLY RAY
FB, 6-2, 215, Mississippi
- †4. (A) DEAN, FLOYD
LB, 6-4, 245, Florida
- †4. (B) SIEMINSKI, CHARLIE
(Choice from Dallas)
DT, 6-4, 245, Penn State
5. (A) WOODS, TED
(Choice from St. Louis Cardinals)
HB, 6-1, 194, Colorado
- †5. (B) LIND, MIKE
FB, 6-2, 215, Notre Dame



6. (A) LUHNOW, KEITH
(Choice from Washington)
FB, 6-3, 220, Santa Ana J.C.
6. (B) BROWN, JERRY
(Choice from Pittsburgh)
G, 6-1, 230, Mississippi
6. (C) WINTER, BILL
G, 6-1, 235, West Virginia
7. BURRELL, JOHN
E, 6-3, 190, Rice
8. VOLLENWEIDER, JAMES
HB-FB, 6-1, 210, Miami (Fla.)
9. ROBERTS, JIM
T, 6-3, 240, Mississippi
10. COUSTILLAC, REGIS
C, 6-2, 224, Pittsburgh
11. JEPSON, LARRY
C, 6-5, 230, Furman
12. McPIKE, MILTON
E, 6-2, 225, Kirksville Teachers
13. PIEROVICH, GEORGE
LB-FB, 6-2, 225, California
14. EASTERLY, DICK
DB, 5-11, 185, Syracuse
15. OSBORNE, RAY
T, 6-6, 235, Mississippi State
16. FRANK, RON
T, 6-6, 232, So. Dakota State
17. FOLTZ, WALLY
E, 6-3, 218, De Pauw
18. BROWN, GARY
T, 6-2, 239, Illinois
19. BURTON, BOB
T, 6-2, 250, Murray State
20. McFARLAND, ROGER
DB, 6-1, 183, Kansas

1963

(December 3, 1962)
(Drafted Alternately 8-7)

1. ALEXANDER, KERMIT
HB, 5-11, 186, UCLA
2. ROCK, WALTER
OT-DT, 6-5, 240, Maryland
3. LISBON, DON
HB, 6-0, 190, Bowling Green
4. Choice to Chicago
4. (A) ROSDAHL, HARRISON
(Choice from Philadelphia)
G, 6-4, 245, Penn State
4. (B) CAMPBELL, HUGH
(Choice from Washington)
E, 6-1, 184, Washington State
- †5. (A) BURKE, VERN
E, 6-4 1/2, 201, Oregon
- †5. (B) PILOT, JIM
(Choice from Pittsburgh)
FB, 6-1, 205, New Mexico State
5. (C) MOELLER, GARY
(Choice from Chicago)
LB, 6-1, 224, Ohio State
6. EMERICK, PAT
LG, 6-2, 238, Western Michigan
7. DeCOURLEY, ERNEST
DT, 6-6, 250, Moorehead State
- †8. LOCKE, ROGER
E, 6-2, 185, Arizona State
- †9. MACZUZAK, JOHN
T, 6-5, 245, Pittsburgh

10. LOPOUR, DICK
HB, 6-2, 214, Huron
11. SHAFER, STEVE
QB, 6-0, 185, Utah State
12. DENTON, ROBERT
T, 6-2, 240, Mississippi State
13. SCHULTZ, DICK
T, 6-3, 240, Ohio University
14. TOBIN, BILL
HB, 5-11, 210, Missouri
- †15. ROSS, OLLIE
FB, 6-0, 215, West Texas State
16. BOGDALEK, JIM
DT, 6-4, 245, Toledo
17. REED, KEN
G, 6-0, 230, Tulsa
- †18. SELLERS, JOHN
T, 6-2, 220, Bakersfield J.C.
19. PRICE, BOB
G, 6-1, 230, North Texas State
20. DAVIS, DON
B, 5-11, 220, McMurry

1964

(December 2, 1963)
(Drafted 1st)

1. PARKS, DAVE
E, 6-2, 195, Texas Tech
2. MIRA, GEORGE
QB, 5-11, 183, Miami (Fla.)
3. WILCOX, DAVE
LB, 6-3, 230, Oregon
- †4. WILSON, JAMES
G, 6-3, 244, Georgia
5. JOHNSON, RUDY
FB, 5-11, 200, Nebraska
- †6. LEWIS, GARY
FB, 6-2 1/2, 227, Arizona State
7. CLARKE, HAGWOOD
DB, 6-0, 196, Florida
- †8. (A) DAUGHERTY, BOB
HB, 6-2, 185, Tulsa
8. (B) POOLE, BOB
(Choice from Washington)
TE, 6-4, 216, Clemson
9. MUDD, HOWARD
G, 6-3, 237, Hillsdale
- †10. POLSER, FRED
T, 6-5, 235, East Texas State
11. ALMQUIST, DENNIS
G, 6-1, 218, Idaho
- †12. LONG, JIM
FB, 6-1, 202, Fresno State
13. BROWN, ROBERT
DT, 6-5, 263, Arkansas A&M
14. BEARD, ED
T, 6-2, 235, Tennessee
15. GRIFFIN, JAMES
E, 6-3 1/2, 230, Grambling
- †16. GORDON, CORNELL
DB, 5-11, 180, North Carolina A&T
- †17. BRUSVAN, KEN
T, 6-4, 223, Oregon State
- †18. COLE, JERRY
E, 6-4, 215, Southwest Texas State
19. RAWSON, LARRY
B, 5-11, 209, Auburn
20. BAKER, GENE
G, 6-1, 235, Whitworth

1965

(November 28, 1964)
(Drafted 2nd)

1. (A) WILLARD, KEN
FB, 6-2, 230, North Carolina
1. (B) DONNELLY, GEORGE
(Choice from Cleveland)
DB, 6-3, 202, Illinois
2. CERNE, JOE
C, 6-2, 237, Northwestern
3. (A) SCHWEICKERT, BOB
(Choice from N.Y. Giants)
HB, 6-1, 191, Virginia Poly
3. (B) NORTON, JIM
T, 6-4, 247, Washington
3. (C) CHAPPEL, JACK
(Choice from Baltimore)
LB, 6-2, 225, Stanford
- †4. TODD, LARRY
FL, 6-1, 190, Arizona State
- †5. McCORMICK, DAVE
T, 6-6, 250, LSU
6. Choice to Cleveland
7. Choice to Green Bay
8. Choice to Minnesota
9. SWINFRD, WAYNE
DB, 6-0 1/2, 185, Georgia
- †10. CAPPADONA, ROBERT
HB, 6-2, 225, Northeastern
- †11. MASS, STEVE
T, 6-2, 270, Detroit
- †12. PLUM, DAVE
HB, 6-0, 190, Fresno State
13. SCHUMACHER, GREG
LB, 6-3, 230, Illinois
14. ANDRUSKI, FRANK
DB, 6-0, 185, Utah
15. PABIAN, JOE
T, 6-3, 270, West Virginia
- †16. HETTEMMA, DAVE
T, 6-3 1/2, 230, New Mexico
17. FRKETCH, LEN
E, 6-3, 220, Oregon State
- †18. STANDRIDGE, LEON
E, 6-3, 220, San Diego State
19. FORD, DALE
QB-DB, 6-1, 200, Washington State
- †20. DUNCAN, DENNIS
HB, 6-1, 200, Louisiana College

1966

(November 27, 1966)
(Drafted Alternately 10-11)

1. HINDMAN, STAN
DE-G, 6-3, 235, Mississippi
- †2. WINDSOR, BOB
E, 6-4, 224, Kentucky
3. (A) RANDOLPH, ALVIN
(Choice from Dallas)
DB, 6-2, 193, Iowa
3. (B) BLAND, DAN
DB, 5-11, 190, Mississippi State
- †4. PARKER, DON
G, 6-3, 240, Virginia
5. (A) PHILLIPS, MEL
(Choice from Dallas)
DB, 6-0, 190, North Carolina A&T



49ers History

5. (B) SMITH, STEVE
TE, 6-5, 240, Michigan
6. JOHNSON, CHARLES
DT, 6-2, 266, Louisville
7. Choice to Baltimore
8. WITCHER, DICK
E, 6-3, 210, UCLA
9. KRAMER, KENT
TE, 6-5, 235, Minnesota
10. SBRANTI, RON
LB, 6-2, 228, Utah
11. RIDLEHUBER, PRESTON
DB, 6-2, 195, Georgia
12. LOEBACH, LYALL
T, 6-5, 248, Simpson
- †13. JACKSON, JIM
DB, 5-11, 185, Western Illinois
- †14. COLLETT, ELMER
G, 6-4, 225, San Francisco State
- †15. SAFFOLD, S.T.
E, 6-3, 205, San Jose State
16. LeCLAIR, JIM
QB, 6-1, 195, C.W. Post
17. BRELAND, JIM
G, 6-2, 230, Georgia Tech
- †18. PARSON, RON
E, 6-5, 240, Austin Peay
- †19. FITZGERALD, DICK
T, 6-1, 250, Nebraska
20. WALKER, WILLIE
LB, 6-3, 220, Baylor

1967

(March 14, 1967)

(Drafted alternately 11-13)

1. (A) SPURRIER, STEVE
(Choice from Atlanta)
QB, 6-2, 203, Florida
1. (B) BANASZEK, CAS
LB, 6-3, 245, Northwestern
2. HOLZER, TOM
T, 6-4, 248, Louisville
3. (A) NUNLEY, FRANK
(Choice from Pittsburgh)
LB, 6-2, 230, Michigan
3. (B) TUCKER, BILL
HB, 6-2, 232, Tennessee A&I
4. TRIMBLE, WAYNE
DB, 6-3, 205, Alabama
5. Choice to Atlanta
6. CUNNINGHAM, DOUG
HB, 5-11, 185, Mississippi
7. JACKSON, MILT
DB, 6-3, 185, Tulsa
8. JOHNSON, WALTER
LB, 6-4, 235, Tuskegee
9. BRIGGS, BOB
T, 6-3, 248, Heidelberg
10. MYERS, PHIL (Chip)
FL, 6-4, 185, Northwest Oklahoma
11. CARMANN, KEN
DT, 6-4, 265, Kearney (Nebraska)
12. HALL, JAMES
LB, 6-3, 230, Tuskegee
13. GIBBS, RICH
DB, 6-1, 187, Iowa

14. LeBLANC, DALTON
FL, 5-11, 175, Northeast Louisiana
15. SPENCER, CLARENCE
FL, 6-4, 200, Louisville
16. TEMPLEMAN, BART
C, 6-3, 248, Eastern Montana
17. TALBOTT, DAN
QB, 6-0, 180, North Carolina

1968

(January 30-31, 1968)

(Drafted alternately 14-15)

1. BLUE, FORREST
C, 6-5, 248, Auburn
2. Choice to St. Louis
3. (A) OLSEN, LANCE
(Choice from Detroit)
T, 6-5, 267, Purdue
3. (B) VANDERBUND, SKIP
LB, 6-3, 234, Oregon
4. FULLER, JOHN
E, 6-0, 175, Lamar Tech
5. LEE, DWIGHT
RB, 6-2, 190, Michigan State
6. (A) JOHNSON, LEO
(Choice from New Orleans)
FL, 6-2, 185, Tennessee State
6. (B) BELK, BILL
DE, 6-3, 240, Maryland State
7. RICHARDSON, JERRY
LB, 6-2, 215, Mississippi
8. (A) BROWN, CHARLES
(Choice from N.Y. Giants)
T, 6-5, 246, Augusta
8. (B) GRAY, TOM
FL, 5-9, 174, Morehead State
9. BOYETT, CASEY
E, 6-1, 188, Brigham Young
10. HART, TOMMY
LB, 6-3, 215, Morris Brown
11. FITZGIBBONS, DENNIS
G, 6-1, 260, Syracuse
12. JOHNSON, HENRY
QB, 6-0, 180, Fisk
13. MITRAKOS, TOM
C, 6-4, 220, Pittsburgh
14. MOORE, ALEX
RB, 6-1, 200, Norfolk State
15. SPENCER, CLARENCE
FL, 6-2, 188, Louisville
16. ROSENOW, TOM
DT, 6-3, 250, Northern Illinois
17. PATERA, DENNIS
K, 6-0, 214, Brigham Young

1969

(January 28-29, 1969)

(Drafted 16th)

1. (A) KWALICK, TED
(Choice from New Orleans)
TE, 6-4, 230, Penn State
1. (B) WASHINGTON, GENE
FL, 6-1, 186, Stanford
2. Choice to Pittsburgh via Cleveland
3. Choice to Dallas
4. (A) SNIADOCKI, JIM
(Choice from Detroit)
LB, 6-2, 220, Indiana

4. (B) MOORE, GENE
RB, 6-1, 200, Occidental
5. EDWARDS, EARL
DT, 6-6, 275, Wichita State
6. THOMAS, JIM
RB, 6-1, 216, Texas-Arlington
7. VAN SINDEREN, STEVE
T, 6-4, 255, Washington State
8. LOPER, MIKE
T, 6-4, 230, Brigham Young
9. CRAWFORD, HILTON
DB, 6-1, 195, Grambling
10. CHAPPLE, DAVE
K, 6-1, 180, Santa Barbara
11. PEAKE, WILLIE
T, 6-3, 260, Alcorn A&M
12. O'MALLEY, JACK
T, 6-4, 250, USC
13. CHAMPLIN, PAUL
DB, 6-0, 194, Eastern Montana
14. BLACK, TOM
FL, 6-1, 192, East Texas State
15. GOLDEN, GARY
DB, 6-0, 179, Texas Tech
16. HOSKINS, BOB
LB, 6-2, 235, Wichita State
17. RUSHING, JOE
LB, 6-2, 216, Memphis State

1970

(January 27-28, 1970)

(Drafted 9th)

1. (A) HARDMAN, CEDRICK
DE, 6-3, 250, North Texas State
1. (B) TAYLOR, BRUCE
(Choice from Washington)
DB, 6-0, 180, Boston U.
2. Choice to Los Angeles
2. ISENBERGER, JOHN
(Choice from Philadelphia via Los Angeles)
RB, 6-3, 205, Indiana
3. Choice to Kansas City
4. WASHINGTON, VIC
WR, 5-11, 180, Wyoming
5. McARTHUR, GARY
T, 6-5, 247, USC
6. CLARK, RUSTY
QB, 6-2, 212, Houston
7. STRONG, JIM
RB, 6-2, 204, Houston
8. CAMPBELL, CARTER
LB, 6-3, 214, Weber State
9. RILEY, PRESTON
WR, 6-1, 180, Memphis State
10. SCHREIBER, LARRY
RB, 6-0, 193, Tennessee Tech
11. CROCKETT, DANNY
WR, 6-1, 170, Toledo
12. TANT, BILL
T, 6-4, 245, Dayton
13. VANDERSLICE, JIM
LB, 6-3, 220, Texas Christian
14. KING, JACK
G, 6-2, 245, Clemson
15. DELSIGNORE, DAVE
WR, 6-0, 175, Youngstown State
16. PERKINS, PRODUS
WR, 6-0, 178, Livingstone College



17. **CULTON, MIKE**
P, 5-11, 195, LaVerne College

1971

(January 28-29, 1971)
(Drafted alternately 18-19)

1. **ANDERSON, TIM**
CB, 5-11, 201, Ohio State
2. (A) **JANET, ERNIE**
(Choice from Green Bay)
G, 6-4, 243, Washington
2. (B) **ORDUNA, JOE**
RB, 6-0, 194, Nebraska
3. (A) **DICKERSON, SAM**
(Choice from Philadelphia)
WR, 6-2, 196, USC
3. (B) **PARKER, WILLIE**
C, 6-3, 238, North Texas State
4. **HARRIS, TONY**
RB, 6-3, 191, Toledo
5. (A) **SHATERNICK, DEAN**
(Choice from Chicago)
T, 6-5, 244, Kansas State
5. (B) **WELLS, GEORGE**
(Choice from N.Y. Giants)
LB, 6-1, 240, New Mexico State
5. (C) **HUFF, MARTY**
LB, 6-2, 239, Michigan
6. **BRESLER, AL**
WR, 6-1, 185, Auburn
7. **WATSON, JOHN**
T, 6-4, 251, Oklahoma
8. **McCANN, JIM**
P, 6-2, 170, Arizona State
9. **COUCH, THERMAN**
LB, 6-2, 218, Iowa State
10. (A) **CARDO, RON**
(Choice from New Orleans)
RB, 6-3, 254, Wisconsin State (Oshkosh)
10. (B) **JENNINGS, ERNIE**
WR, 6-0, 170, Air Force
11. **REED, JOE**
QB, 6-1, 196, Mississippi State
12. **BUNCH, JIM**
DT, 6-3, 254, Wisconsin State (Platteville)
13. **BULLOCK, JOHN**
RB, 5-11, 216, Purdue
14. **DUNSTAN, BILL**
LB, 6-4, 217, Utah State
15. **LENNON, JOHN**
DE, 6-3, 221, Colgate
16. **PURCELL, DAVE**
DT, 6-4, 260, Kentucky
17. **CHARLTON, LEROY**
CB, 6-2, 180, Florida A&M

1972

(February 1-2, 1972)
(Drafted alternately 19-18)

1. **BEASLEY, TERRY**
WR, 5-11, 186, Auburn
2. (A) **McGILL, RALPH**
(Choice from N.Y. Giants)
CB, 6-0, 181, Tulsa
2. (B) **BARRETT, JEAN**
T, 6-6, 253, Tulsa
3. **DUNBAR, ALLEN**
WR, 6-0, 196, Southern

4. **HALL, WINDLAN**
CB, 5-11, 170, Arizona State
5. **GREENE, MIKE**
LB, 6-4, 233, Georgia
6. **WALKER, JACKIE**
SS, 6-0, 186, Tennessee
7. **HARDY, EDGAR**
G, 6-4, 233, Jackson State
8. **WITTUM, TOM**
P, 6-1, 185, Northern Illinois
9. **BROWN, JERRY**
CB, 5-10, 170, Northwestern
10. **WILLIAMS, STEVE**
DT, 6-4, 251, Western Carolina
11. **LAPUTKA, TOM**
DE, 6-4, 235, Southern Illinois
12. **SETZLER, STEVE**
DE, 6-3, 232, St. John's
13. **PETTIGREW, LEON**
T, 6-5, 228, San Fernando Valley State
14. **GUTHRIE, ERIC**
QB, 6-0, 200, Boise State
15. **MADDIX, BOB**
DE, 6-6, 235, Frostburg State
16. **DAVIS, RON**
G, 6-2, 235, Virginia State
17. **ALEXANDER, TED**
RB, 6-0, 192, Langston

1973

(January 30-31, 1973)
(Drafted alternately 18-19)

1. **HOLMES, MIKE**
CB, 6-1, 180, Texas Southern
2. **HARPER, WILLIE**
(Choice from N.Y. Giants)
LB, 6-2, 205, Nebraska
2. **Choice to St. Louis**
3. **Choice to Denver via Washington**
4. **Choice to San Diego via Washington**
5. (A) **FULK, MIKE**
(Choice from Chicago)
LB, 6-3, 229, Indiana
5. (B) **BEVERLY, ED**
WR, 5-11, 172, Arizona State
6. **MOORE, ARTHUR**
DT, 6-5, 253, Tulsa
7. **MITCHELL, JOHN**
LB, 6-3, 229, Alabama
8. **ATKINS, DAVID**
RB, 6-1, 202, Texas - El Paso
9. **PRAETORIUS, ROGER**
RB, 6-3, 228, Syracuse
10. **HUNT, CHARLIE**
LB, 6-3, 218, Florida State
11. **DAHLBERG, TOM**
RB, 6-2, 209, Gustavus Adolphus
12. **PETTUS, LARRY**
T, 6-4, 228, Tennessee State
13. **KELSO, ALAN**
C, 6-6, 244, Washington
14. **MORRISON, DENNIS**
QB, 6-3, 207, Kansas State
15. **BETTIGA, MIKE**
WR, 6-3, 181, Humboldt State
16. **OVEN, MIKE**
TE, 6-4, 205, Georgia Tech

17. **ERICKSON, BOB**
G, 6-3, 240, North Dakota State

1974

(January 29-30, 1974)
(Drafted 10th)

1. (A) **JACKSON, WILBUR**
RB, 6-1, 205, Alabama
- (B) **SANDIFER, BILL**
(Choice from New England)
DT, 6-6, 278, UCLA
2. (A) **FAHNHORST, KEITH**
OT, 6-6, 248, Minnesota
2. (B) **WILLIAMS, DELVIN**
(Choice from Washington)
RB, 6-1, 197, Kansas
3. **Choice to St. Louis**
4. (A) **HASLERIG, CLINT**
(Choice from N.Y. Jets via New Orleans)
WR, 6-0, 189, Michigan
4. **Choice to New Orleans**
4. (B) **JOHNSON, SAMMY**
(Choice from Green Bay)
RB, 6-1, 217, North Carolina
5. **Choice to New Orleans**
6. **RAINES, MIKE**
DT, 6-6, 255, Alabama
7. **JOHNSON, KERMIT**
RB, 5-11, 189, UCLA
8. **SCHNEITZ, JIM**
T, 6-3, 253, Missouri
9. **MOORE, MANFRED**
RB, 6-1, 190, USC
10. **GASPARD, GLEN**
LB, 6-1, 210, Texas
11. **BATTLE, GREG**
S, 5-11, 188, Colorado State
12. **HULL, TOM**
LB, 6-3, 229, Penn State
13. **OWEN, TOM**
QB, 6-1, 195, Wichita State
14. **WILLIAMSON, WALT**
DE, 6-4, 225, Michigan
15. **GRAY, LEONARD**
TE, 6-8, 240, Long Beach State
16. **CONNORS, JACK**
DB, 5-11, 185, Oregon
17. **STANLEY, LEVI**
G, 6-2, 250, Hawaii

1975

(January 28-29, 1975)
(Drafted alternately 10-9)

1. **WEBB, JIMMY**
DT, 6-5, 248, Mississippi State
2. **COLLINS, GREG**
LB, 6-3, 228, Notre Dame
3. **Choice to N.Y. Giants**
3. (A) **HART, JEFF**
(Choice from Buffalo)
T, 6-5, 266, Oregon State
3. (B) **MIKE-MAYER, STEVE**
(Choice from Washington)
K, 6-0, 180, Maryland
3. (C) **BAKER, WAYNE**
(Choice from St. Louis)
DT, 6-6, 260, Brigham Young



49ers History

- (A) ELAM, CLEVELAND
(Choice from New Orleans)
DE, 6-3, 240, Tennessee State
- (B) OLIVER, FRANK
DB, 6-1, 189, Kentucky State
- BULLOCK, WAYNE
RB, 6-0, 232, Notre Dame
- Choice to Kansas City
- Choice to Buffalo
- KENDRICK, PRESTON
LB, 6-1, 217, Florida
- (A) JOHNSON, JAMES
DB, 6-2, 195, Tennessee State
- (B) NATALE, DAN
(Choice from Philadelphia)
TE, 6-3, 223, Penn State
- (C) DOUGLAS, CEASER
(Choice from St. Louis)
T, 6-5, 272, Illinois Wesleyan
- LAYTON, DONNIE
RB, 6-0, 190, South Carolina State
- HERNANDEZ, GENE
DB, 6-2, 173, Texas Christian
- WORLEY, RICK
QB, 6-1, 195, Howard Payne
- MITCHELL, DALE
LB, 6-3, 211, USC
- HENSON, DAVID
WR, 6-3, 173, Abilene Christian
- LAVIN, RICH
TE, 6-5, 223, Western Illinois
- Choice to Baltimore
- Choice to Baltimore

1976 (April 8-9, 1976) (Drafted alternately 4 & 3)

- Choice to New England
- Choice from Houston to New England
- (A) CROSS, RANDY
C, 6-3, 245, UCLA
- (B) LEWIS, EDDIE
(Choice from Tampa Bay)
CB, 6-0, 172, Kansas
- Choice from New Orleans to Kansas City
- Choice to Dallas
- RIVERA, STEVE
(Choice from Philadelphia)
WR, 5-11, 190, California
- Choice to N.Y. Giants
- Choice to Cincinnati
- LEONARD, TONY
(Choice from Detroit)
CB, 5-11, 170, Virginia Union
- (A) PENNYWELL, ROBERT
LB, 6-1, 222, Grambling
- (B) BULL, SCOTT
(Choice from St. Louis)
QB, 6-5, 209, Arkansas
- CHESLEY, JAY
DB, 6-1, 184, Vanderbilt
- AYERS, JOHN
T, 6-5, 238, West Texas State
- HARRISON, KENNY
WR, 6-0, 170, Southern Methodist
- ROSS, ROBIN
T, 6-4, 248, Washington State
- HOFFER, PAUL
RB, 6-0, 186, Mississippi

- LOPER, GERALD
G, 6-2, 245, Florida
- BRUMFIELD, LARRY
CB, 6-0, 171, Indiana State
- MILLER, JOHNNY
G, 6-1, 241, Livingstone
- STIDHAM, HOWARD
LB, 6-2, 214, Tennessee Tech
- LEWIS, REGGIE
DE, 6-1, 215, San Diego State
- JENKINS, DARRYL
RB, 6-2, 235, San Jose State

1977 (May 3-4, 1977) (Drafted 16th)

- Choice to New England
- Choice to New England
- BOYD, ELMO
(Choice from Houston)
WR, 5-11, 185, Eastern Kentucky
- Choice to N.Y. Jets
- BLACK, STAN
S, 6-0, 204, Mississippi State
- Choice to Buffalo
- (A) BURNS, MIKE
(Choice from Buffalo)
CB, 6-0, 184, USC
- (B) HARLAN, JIM
C, 6-5, 241, Howard Payne
- VAN WAGNER, JIM
RB, 6-0, 202, Michigan Tech
- Choice to N.Y. Giants
- POSEY, DAVID
K, 5-11, 167, Florida
- Choice to Tampa Bay
- BILLICK, BRIAN
TE, 6-5, 232, Brigham Young
- MARTIN, SCOTT
T, 6-4, 257, North Dakota

1978 (May 2-3, 1978) (Drafted 7th)

- (A) MacAfee, KEN
TE, 6-4, 250, Notre Dame
- (B) BUNZ, DAN
(Choice from Miami)
LB, 6-4, 230, Long Beach State
- Choice to Buffalo
- DOWNING, WALT
(Choice from Chicago)
G, 6-3, 254, Michigan
- Choice to Buffalo
- HUGHES, ERNIE
(Choice from Baltimore)
G, 6-3, 253, Notre Dame
- LeCOUNT, TERRY
WR, 5-10, 172, Florida
- Choice to Baltimore
- (A) REESE, ARCHIE
(Choice from Houston via Kansas City and Chicago)
DT, 6-3, 263, Clemson
- (B) THREADGILL, BRUCE
(Choice from Miami)
DB, 6-0, 190, Mississippi State

- Choice from Minnesota to Washington
- WALKER, ELLIOTT
RB, 5-11, 193, Pittsburgh
- QUILLAN, FRED
C, 6-5, 240, Oregon
- Choice to Washington
- (A) REDDEN, HERMAN
DB, 6-2, 190, Howard
- (B) MOORE, DEAN
(Choice from Detroit)
LB, 6-2, 210, Iowa
- (C) McDANIELS, STEVE
(Choice from Denver)
T, 6-6, 276, Notre Dame
- CONNELL, MIKE
P, 6-1, 200, Cincinnati
- McCRAY, WILLIE
DE, 6-5, 234, Troy State
- (A) IRONS, DAN
T, 6-7, 260, Texas Tech

1979 (May 3-4, 1979) (Drafted 1st)

- Choice to Buffalo
- OWENS, JAMES
RB, 5-11, 188, UCLA
- Choice to Seattle
- MONTANA, JOE
(Choice from Dallas via Seattle)
QB, 6-2, 200, Notre Dame
- Choice to Buffalo
- (A) SEABRON, TOM
LB, 6-3, 209, Michigan
- (B) ALDRIDGE, JERRY
(Choice from Detroit)
RB, 6-2, 220, Angelo State
- VAUGHAN, RUBEN
DT, 6-2, 264, Colorado
- FRANCIS, PHIL
FB, 6-1, 205, Stanford
- Choice to Green Bay
- HAMILTON, STEVE
DE, 6-3, 240, Missouri
- (A) CLARK, DWIGHT
WR, 6-3, 204, Clemson
- (B) BALLAGE, HOWARD
(Choice from Tampa Bay)
CB, 6-1, 182, Colorado
- McBRIDE, BILLY
DB, 6-1, 187, Tennessee State
- CONNORS, ROD
(78 Supplemental Draft)
RB, 6-2, 190, USC

1980 (April 29-30, 1980) (Drafted alternately 2 & 1)

- Choice to N.Y. Jets
- (A) COOPER, EARL
(Choice from N.Y. Jets)
RB, 6-2, 227, Rice
- (B) STUCKEY, JIM
(Choice from Denver via N.Y. Jets)
DE, 6-4, 245, Clemson
- Choice to Buffalo
- Choice from Detroit to Minnesota



2. **TURNER, KEENA**
(Choice from Minnesota)
LB, 6-2, 219, Purdue

3. **Choice to Los Angeles**

3. (A) **MILLER, JIM**
(Choice from Minnesota)
P, 5-11, 183, Mississippi

3. (B) **PUKI, CRAIG**
(Choice from Washington
via Los Angeles)

- LB, 6-1, 231, Tennessee

4. (A) **CHURCHMAN, RICKY**
SS, 6-1, 193, Texas

4. (B) **HODGE, DAVID**
(Choice from New England
via Los Angeles)

- LB, 6-2, 221, Houston

5. **TIMES, KEN**
DT, 6-2, 246, Southern

6. **WILLIAMS, HERB**
CB, 6-0, 198, Southern

7. **Choice to Cincinnati**

8. **Choice to Oakland**

8. **LEOPOLD, BOBBY**
(Choice from Oakland)
LB, 6-1, 215, Notre Dame

9. **Choice to Detroit via Kansas City**

9. **HARTWIG, DAN**
(Choice from Oakland)
QB, 6-3, 212, Cal Lutheran

10. **Choice to Pittsburgh**

11. **Choice to Miami**

12. **Choice to Pittsburgh**

1981

(April 28-29, 1981)
(Drafted alternately 8-10)

1. **LOTT, RONNIE**
DB, 6-0, 199, USC

2. (A) **HARTY, JOHN**
(Choice from Washington)
DT, 6-4, 253, Iowa

2. **Choice to Chicago**

2. (B) **WRIGHT, ERIC**
(Choice from Chicago)
DB, 6-1, 180, Missouri

3. **WILLIAMSON, CARLTON**
DB, 6-0, 204, Pittsburgh

4. **Choice to Dallas**

5. (A) **THOMAS, LYNN**
DB, 5-11, 181, Pittsburgh

5. (B) **JONES, ARRINGTON**
(Choice from Chicago)
FB, 6-0, 230, Winston-Salem

6. **KUGLER, PETE**
DT, 6-4, 255, Penn State

7. **Choice to Philadelphia**

8. **WHITE, GARRY**
RB, 5-11, 201, Minnesota

9. **Choice to Cincinnati**

10. **Choice to Baltimore**

11. **DeBOSE, RON**
TE, 6-5, 229, UCLA

12. (A) **OGLIVIE, MAJOR**
RB, 5-11, 202, Alabama

12. (B) **ADAMS, JOE**
(Choice from Pittsburgh)
QB, 6-3, 185, Tennessee State

1982

(April 27-28, 1982)
(Drafted 27th)

1. **Choice to New England**

2. **PARIS, WILLIAM "BUBBA"**
(Choice from New England)
T, 6-6, 293, Michigan

2. **Choice from Washington
to New England**

2. **Choice to New England**

3. **Choice to San Diego**

4. **Choice to New England**

5. **WILLIAMS, NEWTON**
RB, 5-10, 204, Arizona State

6. **WILLIAMS, VINCE**
(Choice from Oakland)
FB, 6-0, 231, Oregon

6. **Choice to New Orleans**

7. **FERRARI, RON**
LB, 6-0, 212, Illinois

8. **Choice to New Orleans**

9. **CLARK, BRYAN**
QB, 6-2, 196, Michigan State

10. (A) **McLEMORE, DANA**
(Choice from Tampa Bay)
DB, 5-10, 183, Hawaii

10. (B) **BARBIAN, TIM**
DT, 6-3, 230, Western Illinois

11. **GIBSON, GARY**
LB, 6-1, 215, Arizona

12. **WASHINGTON, TIMOTHY**
CB, 5-9, 184, Fresno State

1983

(April 26-27, 1983)
(Drafted alternately 5-8)

1. **Choice to San Diego**

2. **Choice to L.A. Rams**

2. **CRAIG, ROGER**
(Choice from San Diego)
RB, 6-0, 222, Nebraska

3. **MONTGOMERY, BLANCHARD**
(Choice from L.A. Rams)
LB, 6-2, 236, UCLA

3. **Choice to L.A. Rams**

4. **Choice from Denver to L.A. Rams**

4. **HOLMOE, TOM**
DB, 6-2, 180, Brigham Young

5. **ELLISON, RIKI**
LB, 6-2, 220, USC

6. **Choice to Tampa Bay**

7. **MOTEN, GARY**
LB, 6-1, 210, Southern Methodist

8. **Choice to San Diego**

9. **MULARKEY, MIKE**
TE, 6-4, 245, Florida

9. **Choice from Cleveland to
Chicago**

10. **MERRELL, JEFF**
NT, 6-4, 264, Nebraska

11. **SAPOLU, JESSE**
G-C, 6-4, 260, Hawaii

12. **Choice to Chicago**

1984

(May 1-2, 1984)
(Drafted alternately 23-24)

1. **SHELL, TODD**
LB, 6-4, 225, Brigham Young

2. **Choice to L.A. Raiders**

2. **FRANK, JOHN**
(Choice from L.A. Raiders)
TE, 6-3, 225, Ohio State

3. **McINTYRE, GUY**
(Choice from St. Louis)
G, 6-3, 271, Georgia

3. **Choice to St. Louis**

4. **Choice from Tampa Bay to
Seattle**

4. **Choice to San Diego**

5. (A) **CARTER, MICHAEL**
(Choice from Atlanta)
DT, 6-2, 281, Southern Methodist

5. **Choice from Denver to Atlanta**

5. **Choice to St. Louis**

5. (B) **FULLER, JEFF**
(Choice from Washington,
via L.A. Raiders)
LB-S, 6-2, 216, Texas A&M

6. **Choice to Atlanta**

7. **Choice to New England**

8. **Choice to San Diego**

9. (A) **MILLER, LEE**
(Choice from Chicago)
DB, 6-1, 186, Cal State-
Fullerton

9. (B) **HARMON, DERRICK**
RB, 5-10, 202, Cornell

10. **MORITZ, DAVE**
WR, 6-0, 181, Iowa

11. **PENOLETON, KIRK**
WR, 6-3, 191, Brigham Young

12. **Choice from Chicago to Miami**

12. **Choice to San Diego**

1985

(April 30-May 1, 1985)
(Drafted 28th)

1. **RICE, JERRY**
(Choice from New England)
WR, 6-2, 200, Mississippi
Valley State

1. **Choice to New England**

2. **Choice to New England**

3. **MOORE, RICKY**
(Choice from New England)
FB, 5-11, 236, Alabama

3. **Choice to New England**

4. **Choice to Buffalo**

5. **COLLIE, BRUCE**
T, 6-6, 275, Texas-Arlington

6. **BARRY, SCOTT**
QB, 6-2, 190, UC-Davis

7. **Choice to San Diego**

8. **Choice to New England**

9. **Choice to San Diego**

10. **Choice to Seattle**

11. **WOOD, DAVID**
DE, 6-4, 255, Arizona

12. **CHUMLEY, DONALD**
DT, 6-4, 259, Georgia



49ers History

1986 (April 29-30, 1986) (Drafted 18th)

- Choice to Dallas
- Choice from Dallas to Buffalo
- Choice from Buffalo to Detroit
- ROBERTS, LARRY
(Choice from Detroit)
DE, 6-3, 264, Alabama
- Choice to Washington
- (A) RATHMAN, TOM
(Choice from Buffalo)
FB, 6-1, 232, Nebraska
- (B) McKYER, TIM
(Choice from Philadelphia)
CB, 6-0, 174, Texas-Arlington
- Choice from Detroit to L.A. Rams
- (C) TAYLOR, JOHN
WR, 6-1, 185, Delaware State
- (A) HALEY, CHARLES
(Choice from Cleveland via L.A. Rams)
- LB, 6-5, 230, James Madison
- (B) WALLACE, STEVE
(Choice from Washington via L.A. Rams)
- T, 6-5, 276, Auburn
- (C) FAGAN, KEVIN
DT, 6-3, 260, Miami (Fla.)
- Choice to San Diego
- MILLER, PAT
(Choice from Dallas)
LB, 6-1, 220, Florida
- Choice to Washington
- GRIFFIN, DON
(Choice from N.Y. Jets)
FS, 6-0, 176, Middle Tennessee State
- Choice to New England
- (A) POPP, JIM
(Choice from Philadelphia)
TE, 6-5, 239, Vanderbilt
- (B) SNIPES, ROOSEVELT
(85 Supplemental Draft)
RB, 5-9, 175, Florida State
- CERRY, TONY
RB, 5-7, 187, Oregon
- (A) STINSON, ELLISTON
WR, 5-10, 175, Rice
- (B) HALLMAN, HAROLD
(Choice from Washington)
NG, 5-11, 234, Auburn
- Choice to San Diego
- Choice to Tampa Bay

1987 (April 28, 1987) (Drafted 22nd)

- (A) BARTON, HARRIS
T, 6-3, 280, North Carolina
- (B) FLAGLER, TERRENCE
(Choice from Washington)
RB, 6-0, 200, Clemson
- BREGEL, JEFF
(Choice from Philadelphia)
G, 6-4, 280, USC
- Choice to Tampa Bay
- Choice to Buffalo
- Choice to Tampa Bay

- JOKISCH, PAUL
WR, 6-7, 230, Michigan
- WHITE, BOB
LB, 6-2, 246, Penn State
- DeLINE, STEVE
K, 5-11, 180, Colorado State
- GRAYSON, DAVID
LB, 6-2, 220, Fresno State
- SHELLEY, JONATHAN
CB, 6-0, 178, Mississippi
- PAYE, JOHN
(Choice from New England via L.A. Raiders)
QB, 6-3, 205, Stanford
- Choice to L.A. Raiders from Philadelphia via 49ers
- NICHOLAS, CALVIN
WR, 6-4, 208, Grambling
- Choice to L.A. Raiders

1988 (April 24-25, 1988) (Drafted 25th)

- Choice to L.A. Raiders
- (A) STUBBS, DANIEL
(Choice from L.A. Raiders)
DE, 6-4, 260, Miami (Fla.)
- (B) HOLT, PIERCE
(Choice from Philadelphia via Tampa Bay)
DE/DT, 6-4, 280, Angelo State
- Choice to Tampa Bay
- ROMANOWSKI, BILL
LB, 6-4, 231, Boston College
- HELTON, BARRY
(Choice from Chicago via L.A. Raiders)
P, 6-3, 205, Colorado
- Choice to Tampa Bay
- Choice to N.Y. Jets
- Choice to Buffalo
- Choice to Tampa Bay
- BRYANT, KEVIN
LB, 6-2, 223, Delaware State
- CLARKSON, LARRY
T, 6-7, 303, Montana
- BONNER, BRIAN
LB, 6-1, 220, Minnesota
- FOLEY, TIM
K, 5-10, 210, Georgia Southern
- BROOKS, CHET
CB, 5-11, 191, Texas A&M
- MIRA, JR., GEORGE
LB, 6-0, 230, Miami (Fla.)

1989 (April 30-May 1, 1989) (Drafted 28th)

- DeLONG, KEITH
LB, 6-2, 235, Tennessee
- WALLS, WESLEY
TE, 6-5, 246, Mississippi
- HENDERSON, KEITH
FB, 6-1, 220, Georgia
- BARBER, MIKE
WR, 5-10, 172, Marshall
- (A) JACKSON, JOHNNY
(Choice from L.A. Raiders)
CB/S, 6-1, 204, Houston

- (B) Choice to L.A. Raiders
- HENDRICKSON, STEVE
LB, 6-0, 245, California
- Choice to San Diego
Wes Chandler trade - 1988
- Choice to L.A. Raiders
- HARMON, RUDY
LB, 6-1, 230, LSU
- SINCLAIR, ANDY
C, 6-3, 285, Stanford
- (A) BELL, JIM
(Choice from L.A. Raiders)
RB, 6-0, 205, Boston College
- (B) McGEE, NORM
WR, 6-0, 180, North Dakota
- (A) GOSS, ANTONIO
(Choice from L.A. Raiders)
LB, 6-4, 228, North Carolina
- (B) Choice to L.A. Raiders

1990 (April 22-23, 1990) (Drafted 28th)

- CARTER, DEXTER
RB, 5-9, 170, Florida State
- (A) BROWN, DENNIS
(Choice from Minnesota via Dallas)
DE/DT, 6-4, 290, Washington
- (B) DAVIS, ERIC
CB, 5-11, 178, Jacksonville State
- LEWIS, RONALD
(Choice from Kansas City via Dallas)
WR, 5-11, 173, Florida State
- Choice to Dallas
- CALIGUIRE, DEAN
(Choice from L.A. Raiders)
G-C, 6-2, 282, Pittsburgh
- Choice to L.A. Raiders
- Choice to L.A. Raiders
- POLLACK, FRANK
T-G, 6-4, 277, Northern Arizona
- Choice to San Diego
- PICKENS, DWIGHT
WR, 5-10, 170, Fresno State
- HAGGINS, ODELL
NT, 6-2, 271, Florida State
- HARRISON, MARTIN
DE, 6-5, 240, Washington
- SHELTON, ANTHONY
(Choice from Miami)
S, 6-1, 195, Tennessee State
- Choice to Dallas
- Choice to L.A. Raiders

1991 (April 21-22, 1991) (Drafted 26th)

- WASHINGTON, TED
NT/DE, 6-4, 299, Louisville
- (A) WATTERS, RICKY
(Choice from Cincinnati)
RB, 6-1, 212, Notre Dame
- Choice to Cincinnati
- (B) JOHNSON, JOHN
LB, 6-3, 230, Clemson
- Choice to Green Bay

4. DONAHUE, MITCH
(Choice from Green Bay)
LB, 6-2, 254, Wyoming
4. Choice to Cincinnati
5. (A) HANKS, MERTON
(Choice from Green Bay)
CB, 6-2, 185, Iowa
5. (B) BOATSWAIN, HARRY
T, 6-4, 295, New Haven
6. BOWLES, SCOTT
T, 6-5, 280, North Texas State
7. CANLEY, SHELDON
RB, 5-9, 195, San Jose State
8. HARGAIN, TONY
WR, 6-0, 188, Oregon
9. RIDDICK, LOUIS
S, 6-2, 217, Pittsburgh
10. HOLDBROOKS, BYRON
NT/DE, 6-5, 280, Alabama
11. SLAUGHTER, BOBBY
WR, 5-11, 171, Louisiana Tech
12. CONFER, CLIFF
DE, 6-3, 270, Michigan State

1992 (April 26-27, 1992) (Drafted 18th)

1. HALL, DANA
S, 6-2, 206, Washington
2. LEE, AMP
RB, 5-11, 200, Florida State
3. BOLLINGER, BRIAN
G, 6-5, 285, North Carolina
4. THOMAS, MARK
(Choice from Green Bay)
DE, 6-5, 259, North Carolina State
4. Choice to Green Bay
5. Choice to Green Bay
6. Choice to Green Bay
6. RUSSELL, DAMIEN
(Choice from Pittsburgh)
S, 6-1, 204, Virginia Tech
7. Choice to Pittsburgh
8. Choice to Pittsburgh (from Green Bay)
8. Choice to Pittsburgh

9. HAGAN, DARIAN
Return Specialist, 5-9, 191, Colorado
10. MAYFIELD, COREY
NT, 6-2, 280, Oklahoma
11. COVINGTON, TOM
TE, 6-3, 241, Georgia Tech
12. LABOUNTY, NIATT
DE, 6-4, 254, Oregon

1993 (April 25-26, 1993) (Drafted 26th)

1. Choice to Phoenix from Kansas City
1. Choice to New Orleans from Phoenix
1. (A) STUBBLEFIELD, DANA
(Choice from New Orleans)
DE, 6-2, 302, Kansas
1. (B) KELLY, Todd
DE, 6-2, 259, Tennessee
2. Choice to San Diego from L.A. Raiders
2. HARDY, ADRIAN
(Choice from San Diego)
CB, 5-11, 194, Northwestern State
2. Choice to Green Bay
2. Choice to L.A. Raiders from Dallas
3. Choice to L.A. Raiders from New Orleans
3. Choice to San Diego
4. Choice to San Diego
5. SMITH, ARTIE
(Choice from Phoenix)
DE, 6-4, 303, Louisiana Tech
5. Choice to San Diego
6. DALMAN, CHRIS
G-C, 6-3, 285, Stanford
7. WILSON, TROY
DE, 6-4, 235, Pittsburg State (KA)
8. GRBAC, ELVIS
(Choice from Minnesota)
QB, 6-5, 232, Michigan
8. Choice to San Diego

1994 (April 24-25, 1994) (Drafted 23rd)

1. (A) YOUNG, BRYANT
(Choice from L.A. Rams)
DT, 6-2, 276, Notre Dame
1. Choice to L.A. Rams from San Diego
1. Choice to Dallas
1. (B) FLOYD, WILLIAM
(Choice from Dallas)
FB, 6-1, 242, Florida State
2. (A) MITCHELL, KEVIN
(Choice from Green Bay)
LB, 6-1, 260, Syracuse
2. Choice to L.A. Rams
2. (B) DRAKEFORD, TYRONNE
(Choice from Dallas)
CB, 5-9, 185, Virginia Tech
3. Compensatory Choice to Green Bay
3. (A) BRIEN, DOUG
(Compensatory Choice)
K, 5-11, 177, California
3. (B) FLEMMING, CORY
(Choice from Denver)
WR, 6-1, 207, Tennessee
3. Choice to Kansas City
3. Choice to Denver from Dallas
3. Choice to L.A. Rams from Philadelphia
4. Choice to L.A. Raiders
5. Choice to Green Bay from Denver
5. PETERSON, TONY
LB, 6-0, 223, Notre Dame
6. Choice to Green Bay from San Diego
6. WOODALL, LEE
LB, 6-0, 220, West Chester
6. Choice to Green Bay from Philadelphia
7. Choice to Dallas

49ERS 1994 DRAFT DAY TRADES

- 1) Traded LB Bill Romanowski for Philadelphia's 3rd round pick (No. 100) and 6th round pick (190). Both picks were compensatory selections.
- 2) Traded 1st round pick (No. 15), 2nd round pick (No. 56) and 3rd round pick (No. 100 from Philadelphia) for L.A. Rams' 1st round pick (No. 7).
- 3) Traded 1st round pick (No. 23) and 7th round pick (No. 217) for Dallas' 1st round pick (28th overall) and its 2nd round pick (No. 62).
- 4) Traded 3rd round pick (No. 84), 5th round pick (No. 150), and two 6th round picks (No. 175, No. 190) to Green Bay for its 2nd round pick (No. 53).



ALL-TIME 49ERS COACHES

ALBERT, Frank C., (Frankie) — (Stanford)

Head Coach — 1956-58

Assistant — 1955

ALSMAN, Ed — (Washington)

Assistant — 1976-77

ATKINS, BILL — (Auburn)

Assistant — 1976-77

ATTAWAY, Jerry — (Cal State-Sacramento)

Assistant — 1983-Current

BANASZEK, Cas — (Northwestern)

Assistant — 1981

BARNES, Michael — (New York-Cortland)

Assistant — 1994-Current

BEARD, Ed — (Tennessee)

Assistant — 1974-78

BENGSTON, PHIL — (Minnesota)

Assistant — 1951-58

BOARD, Dwaine — (North Carolina A&T)

Assistant — 1990-Current

BROOKS, Rich — (Oregon State)

Assistant — 1975

CARR, Jimmy — (Morris Harvey)

Assistant — 1978

CHRISTIANSEN, Jack — (Colorado State)

Head Coach — 1963-67

Assistant — 1959-63

CLARK, Monte — (Southern California)

Head Coach — 1976

COLCHICO, Dan — (San Jose State)

Assistant — 1967

COSLET, Bruce — (Pacific)

Assistant — 1980

DAVID, Jim — (Colorado State)

Assistant — 1964-66

DUNCAN, Mark — (Denver)

Assistant — 1955-62

ENRIGHT, Dick — (Southern California)

Assistant — 1976-77

ERBER, Lew — (Montana State)

Assistant — 1975

ERDELATZ, Eddie — (St. Mary's)

Assistant — 1948-49

FISHER, Jeff — (Southern California)

Assistant — 1992-1993

FRANKLIN, Chet — (Utah)

Assistant — 1971-74

GANSZ, Frank — (Navy)

Assistant — 1978

GERHART, Doug — (Occidental)

Assistant — 1976-77

GIDDINGS, Mike — (California)

Assistant — 1968-73

GREEN, Dennis — (Iowa)

Assistant — 1979 & 1986-88

HACKETT, Paul — (California-Davis)

Assistant — 1983-85

HART, Tommy — (Morris Brown)

Assistant — 1983-91

HECKER, Norb — (Baldwin-Wallace)

Assistant — 1979-86

HEINRICH, Don — (Washington)

Assistant — 1971-75

HICKEY, W., Howard (Red) — (Arkansas)

Head Coach — 1959-63

Assistant — 1955-58

HOLLWAY, Bob — (Michigan)

Assistant — 1975

HOLMGREN, Mike — (Southern California)

Assistant — 1986-91

HOLMOE, Tom — (Brigham Young)

Assistant — 1994

HOLOVAK, Mike — (Boston College)

Assistant — 1969

HUGHES, Ed — (Tulsa)

Assistant — 1968-70

JACKSON, Carl — (Prairie View A&M)

Assistant — 1992-Current

JACKSON, Milt — (Tulsa)

Assistant — 1980-82

JOHNSON, Bill — (Tyler JC)

Assistant — 1955-67

KIRKSEY, Larry — (Eastern Kentucky)

Assistant — 1994

KUBIAK, Gary — (Texas A&M)

Assistant — 1994

LAVAN, Al — (Colorado State)

Assistant — 1989-90

LAWSON, Jim — (Stanford)

Assistant — 1946-54

LEGGETT, Earl — (Louisiana State)

Assistant — 1978

LEWIS, Sherman — (Michigan State)

Assistant — 1983-91

LITTLE, Steve — (Iowa State)

Assistant — 1993

LOWRY, Alan — (Texas)

Assistant — 1992-Current

MARSHALL, John — (Washington State)

Assistant — 1989-Current

MATTHEWS, Billy — (Southern)

Assistant — 1979-82

McCULLEY, Pete — (Louisiana Tech)

Head Coach — 1978

McKITTRICK, Bobb — (Oregon State)

Assistant — 1979-Current

McPHERSON, Bill — (Santa Clara)

Assistant — 1979-Current

MEYER, Ken — (Denison) Head Coach — 1977 Assistant — 1968	SOLARI, Mike — (San Diego State) Assistant — 1992-Current
MILLER, Burnie — (Wofford) Assistant — 1970	SPAVITAL, Jim — (Oklahoma State) Assistant — 1976-77
MUDD, Howard — (Hillsdale) Assistant — 1977	STANFEL, Dick — (San Francisco) Assistant — 1971-75
MYERS, Jack — (UCLA) Assistant — 1963	STECKEL, Les — (Kansas) Assistant — 1978
NOLAN, Dick — (Maryland) Head Coach — 1968-75	STILES, Lynn — (Utah) Assistant — 1987-91
O'CONNOR, Fred — (East Stroudsburg State) Head Coach — 1978 Assistant — 1978	STRADER, Norman P., (Red) — (St. Mary's) Head Coach — 1955 Assistant — 1952
PERRY, Joe — (Compton JC) Assistant — 1968-69	STUDLEY, Chuck — (Illinois) Assistant — 1979-82
PETERS, Floyd — (San Francisco State) Assistant — 1976-77	TAYLOR, Chuck — (Stanford) Assistant — 1950
RADAKOVICH, Dan — (Penn State) Assistant — 1978	TITTLE, Y.A. — (Louisiana State) Assistant — 1965-69
RAYE, Jimmy — (Michigan State) Assistant — 1977	VERMEIL, Al — (Utah State) Assistant — 1979-82
RHODES, Ray — (Tulsa) Assistant — 1981-91, 1994	VETRANO, Joe — (Southern Mississippi) Assistant — 1953-56
RUFFO, Al — (Santa Clara) Assistant — 1946-47	VONAPPEN, Fred — (Linfield) Assistant — 1983-88
SCOVIL, Doug — (Pacific) Assistant — 1970-75	VORIS, Dick — (San Jose State) Assistant — 1963-67
SEIFERT, George — (Utah) Head Coach — 1989-Current Assistant — 1980-88	WALSH, Bill — (San Jose State) Head Coach — 1979-88
SHANAHAN, Mike — (Eastern Illinois) Assistant — 1992-Current	WHITE, Mike — (California) Assistant — 1978-79
SHAW, Bob — (Ohio State) Assistant — 1959	WILSON, Billy — (San Jose State) Assistant — 1961-62, 1964-67 & 1980
SHAW, Lawrence T., (Buck) — (Notre Dame) Head Coach — 1946-54	WIGGIN, Paul — (Stanford) Assistant — 1968-74
SHERMAN, Ray — (Fresno State) Assistant — 1991-93	WRIGHT, Eric — (Missouri) Assistant — 1991-93
SHOFNER, Jim — (Texas Christian) Assistant — 1967-73 & 1977	WYCHE, Sam — (Furman) Assistant — 1979-82
	ZEMAN, Bob — (Wisconsin) Assistant — 1989-93
	ZWAHLEN, Ernie — (Oregon State) Assistant — 1968-70

- 49ERS FACT - DRAFT NOTE

Since the San Francisco 49ers began taking part in Professional Football's annual college draft in 1947 (1947-49 — AAFC. Since '50 — NFL), the team has selected players from 259 different schools.

The University of Southern California heads the list with the most players chosen at 23.

The following is a list of the top schools with the most players, and a numerical breakdown of the remaining colleges:

SCHOOL	NO. OF PLAYERS DRAFTED
1. Southern California	23
2. Notre Dame	18
3. California	16
4. Georgia	15
5. Louisiana State	14
Oregon	14



PRO BOWL 49ERS

1951 (Jan. 14)

Frank Albert, QB
Visco Grgich, G
Leo Nomellini, T
Norm Standlee, FB
John Strzykalski, HB

1952 (Jan. 12)

Jim Cason, HB
Ray Collins, T
Leo Nomellini, T
* Gordy Soltau, E

1953 (Jan. 10)

Ed Henke, E
* Bill Johnson, C
Hugh McElhenny, HB
Leo Nomellini, T
Joe Perry, FB
Gordy Soltau, E

1954 (Jan. 17)

* Bill Johnson, C
Hugh McElhenny, HB
Art Milchalik, G
* Leo Nomellini, T
* Joe Perry, FB
* Gordy Soltau, E
Y.A. Tittle, QB

1955 (Jan. 16)

* Bruno Banducci, G
Al Carapella, T
Jim Cason, HB
* John Henry Johnson, HB
* Joe Perry, FB
* Y.A. Tittle, QB
*+ Billy Wilson, E

1956 (Jan. 15)

Dick Moegle, HB
Bob Toneff, T
* Billy Wilson, E

1957 (Jan. 13)

* Hugh McElhenny, HB
Leo Nomellini, T
* Bob St. Clair, T
* Billy Wilson, E

1958 (Jan. 12)

Marv Matuszak, LB
*+ Hugh McElhenny, HB
Leo Nomellini, T
* Y.A. Tittle, QB
* Billy Wilson, E

1959 (Jan. 11)

Hugh McElhenny, HB
Jerry Mertens, HB
Leo Nomellini, T
* Bob St. Clair, T
* Billy Wilson, E

1960 (Jan. 17)

Dave Baker, HB
Leo Nomellini, T
* Bob St. Clair, T
* J.D. Smith, FB
Billy Wilson, E
Abe Woodson, DHB

1961 (Jan. 15)

* Bruce Bosley, G
Charlie Krueger, DT
Leo Nomellini, T
* Bob St. Clair, T
Abe Woodson, DHB

1962 (Jan. 14)

* Ted Connolly, G
* Eddie Dove, DHB
Leo Nomellini, T
* Bob St. Clair, T
* Abe Woodson, DHB

1963 (Jan. 13)

Tommy Davis, K
Matt Hazeltine, LB
* J.D. Smith, FB
* Abe Woodson, DHB

1964 (Jan. 12)

Tommy Davis, K
Abe Woodson, DHB

1965 (Jan. 10)

Matt Hazeltine, LB
Charlie Krueger, DT
Dave Parks, E

1966 (Jan. 16)

* Bruce Bosley, C
* John Brodie, QB
John David Crow, HB
* Dave Parks, E
* Walt Rock, T
* Ken Willard, FB

1967 (Jan. 22)

Bruce Bosley, C
* Howard Mudd, G
* Dave Parks, E
Walt Rock, T
John Thomas, T
Dave Wilcox, LB
Ken Willard, FB

1968 (Jan. 21)

Bruce Bosley, C
Howard Mudd, G

1969 (Jan. 19)

* Kermit Alexander, CB
* Clifton McNeil, E
* Howard Mudd, G
Dave Wilcox, LB
* Ken Willard, FB

1970 (Jan. 18)

Elmer Collett, G
Jimmy Johnson, CB
Gene Washington, WR
* Dave Wilcox, LB
Ken Willard, FB

1971 (Jan. 24)

* John Brodie, QB
* Jimmy Johnson, CB
Len Rohde, T
* Gene Washington, WR
Dave Wilcox, LB

1972 (Jan. 23)

* Forrest Blue, C
* Cedrick Hardman, DE
* Jimmy Johnson, CB
* Ted Kwalick, TE
Bruce Taylor, CB
* Gene Washington, WR
Vic Washington, RB
* Dave Wilcox, LB

1973 (Jan. 21)

- * Forrest Blue, C
- * Jimmy Johnson, CB
- * Ted Kwalick, TE
- Woody Peoples, G
- * Gene Washington, WR
- * Dave Wilcox, LB

1974 (Jan. 20)

- * Forrest Blue, C
- * Ted Kwalick, TE
- Woody Peoples, G
- * Dave Wilcox, LB
- Tom Wittum, P

1975 (Jan. 20)

- Forrest Blue, C
- Jimmy Johnson, CB
- Tom Wittum, P

1976 (Jan. 26)

- * Cedrick Hardman, DE

1977 (Jan. 17)

- * Cleveland Elam, DT
- * Tommy Hart, DE
- Dave Washington, LB
- Delvin Williams, RB

1978 (Jan. 23)

- * Cleveland Elam, DT

1979 (Jan. 29)

None

1980 (Jan. 27)

None

1981 (Feb. 1)

None

1982 (Jan. 31)

- Dwight Clark, WR
- * Randy Cross, G
- Fred Dean, DE
- Dwight Hicks, S
- * Ronnie Lott, CB
- * Joe Montana, QB

1983 (Feb. 6)

- * Dwight Clark, WR
- * Randy Cross, G
- Dwight Hicks, S
- Ronnie Lott, CB

1984 (Jan. 29)

- Fred Dean, DE
- Dwight Hicks, S
- * Ronnie Lott, CB
- Joe Montana, QB
- 49ers' Coaching Staff

1985 (Jan. 27)

- * Randy Cross, G
- Keith Fahnhorst, T
- * Dwight Hicks, S
- Ronnie Lott, CB
- * Joe Montana, QB
- * Fred Quillan, C
- Keena Turner, LB
- Wendell Tyler, RB
- Carlton Williamson, S
- Eric Wright, CB

1986 (Feb. 2)

- Michael Carter, NT
- * Roger Craig, FB
- * # Joe Montana, QB
- Fred Quillan, C
- * Carlton, Williamson, S
- * # Eric Wright, CB

1987 (Feb. 1)

- * Ronnie Lott, S
- * Jerry Rice, WR

1988 (Feb. 7)

- * Michael Carter, NT
- Roger Craig, RB
- * Ronnie Lott, S
- * Joe Montana, QB
- * Jerry Rice, WR

1989 (Jan. 29)

- Michael Carter, NT
- * Roger Craig, RB
- Charles Haley, LB-DE
- * Ronnie Lott, S
- * Jerry Rice, WR
- John Taylor, WR

1990 (Feb. 4)

- Roger Craig, RB
- * Ronnie Lott, S
- Guy McIntyre, G
- * Joe Montana, QB
- * Jerry Rice, WR
- John Taylor, WR

1991 (Feb. 3)

- * Charles Haley, LB-DE
- * Ronnie Lott, S
- Guy McIntyre, G
- * # Joe Montana, QB
- * Jerry Rice, WR
- 49ers' Coaching Staff

1992 (Feb. 2)

- Charles Haley, LB-DE
- * Guy McIntyre, G
- * Jerry Rice, WR

1993 (Feb. 7)

- * Pierce Holt, DL
- Brent Jones, TE
- * Guy McIntyre, G
- * Jerry Rice, WR
- Steve Wallace, T
- Ricky Watters, RB
- * Steve Young, QB
- 49ers' Coaching Staff

1994 (Feb. 6)

- * Harris Barton
- Brent Jones
- * Tim McDonald
- Guy McIntyre
- * Jerry Rice
- Jesse Sapolu
- % Ricky Watters
- Steve Young
- 49ers' Coaching Staff

+ MVP

* Starter

* # Voted as starter but did not play

% Replaced injured Emmitt Smith



ALL-PRO 49ERS

- 1946 — Alyn Beals E, Bruno Banducci G, Frank Albert QB (2nd), Norm Standlee F (2nd)
- 1947 — Bruno Banducci G, Alyn Beals E (2nd), John Woudenberg T (2nd), John Stryzalski H (2nd), Norm Standlee F (2nd)
- 1948 — Alyn Beals E, John Stryzalski H, John Woudenberg T (2nd), Riley Matheson G (2nd), Frank Albert QB (2nd)
- 1949 — Alyn Beals E, Visco Grgich G, Joe Perry B, Frank Albert QB
- 1950 — None
- 1951 — Leo Nomellini T (AP)
- 1952 — *1 Hugh McElhenny HB (AP, UPI), Leo Nomellini T (AP, UPI), Gordy Soltau E (AP, UPI)
- 1953 — Bruno Banducci G (UPI), Hugh McElhenny HB (AP, UPI), Leo Nomellini DT (AP, UPI), Joe Perry FB (AP, UPI)
- 1954 — Bruno Banducci G (AP, UPI), Leo Nomellini DT (AP, UPI), Joe Perry FB (AP, UPI)
- 1955 — Bob St. Clair T (UPI), Bob Toneff DT (AP), Billy Wilson E (UPI)
- 1956 — None
- 1957 — Marv Matuszak LB (AP, UPI), Leo Nomellini DT (AP, UPI), *2 Y.A. Tittle QB (AP, UPI), Billy Wilson E (AP, UPI)
- 1958 — None
- 1959 — Leo Nomellini DT (AP, UPI), J.D. Smith HB (UPI), Abe Woodson CB (AP, UPI)
- 1960 — Abe Woodson CB (AP)
- 1961 — None
- 1962 — Abe Woodson CB (NEA)
- 1963 — Abe Woodson CB (NEA)
- 1964 — None
- 1965 — Dave Parks SE (AP, NEA, UPI)
- 1966 — Dave Parks SE (NEA), John Thomas G (AP, NEA)
- 1967 — Howard Mudd G (NEA), Dave Wilcox OLB (NEA)
- 1968 — Clifton McNeil WR (AP, NEA, UPI), Howard Mudd G (AP, NEA, UPI)
- 1969 — Jimmy Johnson CB (NEA, PF HOF)
- 1970 — *3 John Brodie QB (AP, NEA, PFWA), Jimmy Johnson CB (AP, NEA, PFWA), Gene Washington WR (AP, NEA, PFWA), Dave Wilcox LB (NEA)
- 1971 — Forrest Blue C (AP, PFWA), Cedrick Hardman DE (PFWA 2nd), Jimmy Johnson CB (AP, NEA, PFWA), Ted Kwalick TE (PFWA 2nd), Gene Washington WR (PFWA 2nd), Dave Wilcox OLB (AP, NEA, PFWA)
- 1972 — Forrest Blue C (AP, PFWA & 2nd NEA), Jimmy Johnson CB (AP, NEA, PFWA), Ted Kwalick TE (AP, NEA & 2nd PFWA), Gene Washington (AP, PFWA & 2nd NEA), Dave Wilcox OLB (AP, NEA, PFWA)
- 1973 — Forrest Blue C (AP, PFWA), Dave Wilcox OLB (NEA, PFWA)
- 1974 — None
- 1975 — Cedrick Hardman DE (2nd NEA)
- 1976 — Tommy Hart DE (NEA, PFWA & 2nd AP)
- 1977 — Cleveland Elam DT (AP, NEA, PFWA)
- 1978 — None
- 1979 — None
- 1980 — None

1981 — Randy Cross G (NEA, PFWA & 2nd AP), *4 Fred Dean DE (AP, PFWA & 2nd NEA), Dwight Hicks S (2nd AP, 2nd NEA), Ronnie Lott CB (AP, NEA, PFWA), *5 Joe Montana QB (2nd AP, 2nd NEA)

1982 — *6 Dwight Clark WR (AP, NEA, PFWA), Keena Turner LB (2nd NEA)

1983 — Keith Fahnhorst T (NEA), Ronnie Lott CB (PFWA), Joe Montana QB (2nd NEA)

1984 — Randy Cross G (2nd AP & NEA), Keith Fahnhorst T (AP, NEA, PFWA), *7 Joe Montana, QB (2nd AP), Eric Wright, CB (2nd AP)

1985 — Michael Carter NT (2nd AP), Roger Craig FB (2nd AP, UPI, NEA), Randy Cross G (NEA), Keith Fahnhorst (2nd NEA), Keena Turner LB (2nd NEA), Eric Wright CB (AP, NEA).

1986 — Michael Carter NT (2nd AP), Randy Cross G (2nd AP & NEA), Ronnie Lott S (AP, NEA, PFWA), *8 Jerry Rice WR (AP, NEA, PFWA).

1987 — Michael Carter NT (AP, NEA, PFWA), Ronnie Lott S (AP, PFWA), Joe Montana QB (AP, PFWA), *9 Jerry Rice WR (AP, NEA, PFWA).

1988 — Michael Carter NT (2nd AP), *10 Roger Craig RB (AP, PFWA), Ronnie Lott S (2nd AP), *11 Jerry Rice WR (AP, PFWA), *12 John Taylor WR (PFWA).

1989 — Mike Cofer K (AP), Ronnie Lott S (AP, PFWA), *13 Joe Montana QB (AP, PFWA), Jerry Rice WR (AP, PFWA), John Taylor (2nd AP - Kick Returner).

1990 — *14 Charles Haley LB-DE (AP, NEA, PFWA), Ronnie Lott S (AP, NEA, PFWA), *15 Joe Montana QB (AP, NEA), *16 Jerry Rice WR (AP, NEA, PFWA)

1991 — None

1992 — Harris Barton T (AP, PFWA & 2nd NEA), Pierce Holt DE (2nd NEA, 2nd AP), Brent Jones TE (NEA), Guy McIntyre G (2nd AP), Jerry Rice WR (AP, NEA, PFWA), Steve Wallace T (PFWA, 2nd AP), *17 Steve Young (AP, NEA, PFWA)

1993 — Harris Barton T (AP, PFWA), Brent Jones TE (2nd AP), Tim McDonald S (2nd AP), *18 Jerry Rice WR (AP, PFWA), Steve Young QB (AP, PFWA)

*1 (1952) McElhenny was named UPI "Rookie-of-the-Year" and *Sport Magazine's* "Player-of-the-Year".

*2 (1957) Tittle was named UPI's "Player-of-the-Year".

*3 (1970) Brodie was consensus NFL "Player-of-the-Year" and consensus NFL "Offensive Player-of-the-Year."

*4 (1981) Dean was named NFLPA's NFL "Defensive Lineman-of-the-Year".

*5 (1981) Montana was named MVP of Super Bowl XVI.

*6 (1982) Clark was named *Sports Illustrated's* NFL "Player-of-the-Year".

*7 (1984) Montana was named MVP of Super Bowl XIX.

*8 (1986) Rice was named *Sports Illustrated's* NFL "Player-of-the-Year". He was also named NFL "Offensive Player-of-the-Year."

*9 (1987) Rice was consensus NFL "Player-of-the-Year" and consensus NFL "Offensive Player-of-the-Year."

*10 (1988) Craig was named UPI NFC "Offensive Player-of-the-Year," AP's NFL "Offensive Player-of-the-Year," and *Sports Illustrated's* NFL "Player-of-the-Year."

*11 (1988) Rice was named MVP of Super Bowl XXIII.

*12 Taylor was named NFLPA's NFC "Special Teams Player-of-the-Year."

*13 (1989) Montana was named MVP of Super Bowl XXIV, consensus NFL "Player-of-the-Year," and consensus NFL "Offensive Player-of-the-Year."

*14 (1990) Haley was named UPI NFC "Defensive Player-of-the-Year."

*15 (1990) Montana was named AP's NFL MVP, and Male Athlete-of-the-Year. He was also named "Sportsman-of-the-Year" by *Sports Illustrated*.

*16 (1990) Rice was named *Sports Illustrated's* NFL "Player-of-the-Year."

*17 (1992) Young was consensus NFL "Player-of-the-Year" and consensus NFL "Offensive Player-of-the-Year."

*18 (1993) Rice was AP's "Offensive Player-of-the-Year" and NEA's "Offensive Player-of-the-Year."

1946-1949 selections from the All-America Football Conference



49ers History

CANDLESTICK PARK INFORMATION

Original Ground Breaking: 1958

Stadium Named: 1959. Named "Candlestick Park" in a balloting among fans. More than 15,000 entries were submitted.

Expansion: November 19, 1969

First 49ers' Regular Season Game: Oct. 10, 1971 vs. L.A. Rams

Playing Surface: Natural Grass

Approximate Cost: \$24.6 million (not including expansion cost)

Stadium Area: 14½-acres on 82-acre site

Stadium Diameter: 680 feet at its shortest, 840 feet at its longest

Height: 120 feet

Steel Used: 1,034 tons structural steel, 8,000 tons reinforcing steel

Concrete Used: 50,000 cubic yards of concrete

Capacity: 69,497 (Expanded in 1994)

Restrooms: 70

Concession Stands: 60

Parking Capacity (Approximately)

Cars 7,000

Buses 300

49ers' Top-10 Candlestick Park Crowds

RANK	OPPONENT	ATTENDANCE	DATE	RESULTS
1.	N.Y. Giants #	67,143	1/15/94	49ers 44-3
2.	New Orleans +	66,500	11/22/93	49ers 42-7
3.	N.Y. Giants @	66,334	1/20/91	Giants 15-13
4.	N.Y. Giants +	66,092	12/3/90	49ers 7-3
5.	Washington #X	65,292	1/12/91	49ers 28-10
6.	Washington #X	64,991	1/9/93	49ers 20-13
7.	Dallas @	64,920	1/17/93	Cowboys 30-20
8.	New Orleans	64,895	11/15/93	49ers 21-20
9.	L.A. Rams @	64,769	1/14/90	49ers 30-3
10.	Minnesota #X	64,585	1/6/90	49ers 41-13

+ Monday, # NFC Playoff, X Saturday, @ NFC Championship

NOTE: 49ers' home attendance record is 70,000 (est.) vs. New England (10-22-89). The game was played at Stanford due to the 1989 Loma Prieta Earthquake.

— 49ERS FACT —

The 49ers have sold out 112 consecutive home games, including 15 postseason contests, dating back to Oct. 11, 1981 vs. Dallas.

SEASON ATTENDANCE SINCE 1972

(Prior to 1972, attendance was estimated)

YEAR	REGULAR SEASON (AVG)	WITH PRESEASON	PLAYOFFS
1993	501,476 (62,685 - 8 G)	622,844 (2 G)	689,987 - (1 G)
1992	494,595 (61,824 - 8 G)	646,920	776,831 - (2 G)
1991	478,570 (59,821 - 8 G)	586,193	—
1990	506,176 (63,272 - 8 G)	620,122	751,748 - (2 G)
1989	431,645 (61,664 - 7 G)*	544,757*	674,111 - (1 G)*
1988	480,039 (60,006 - 8 G)	589,620	651,468 - (1 G)
1987	394,675 (56,382 - 7 G)	505,006	567,553 - (1 G)
1986	470,339 (58,792 - 8 G)	579,087	—
1985	470,506 (58,813 - 8 G)	576,500	—
1984	446,769 (58,346 - 8 G)	571,199	692,542 - (2 G)
1983	435,115 (54,389 - 8 G)	532,232	590,518 - (1 G)
1982	270,837 (54,157 - 5 G)	378,563	—
1981	435,182 (54,398 - 8 G)	514,412	572,772 - (2 G)
1980	373,325 (46,666 - 8 G)	466,948	—
1979	354,470 (44,309 - 8 G)	420,878	—
1978	323,178 (40,397 - 8 G)	414,820	—
1977	298,983 (42,712 - 7 G)	418,346 (3 G)	—
1976	351,337 (50,191 - 7 G)	477,371 (3 G)	—
1975	300,153 (42,879 - 7 G)	380,176	—
1974	346,948 (49,564 - 7 G)	473,142 (3 G)	—
1973	376,782 (53,826 - 7 G)	486,030	—
1972	397,186 (56,741 - 7 G)	558,956 (3 G)	618,588 - (1 G)

* Oct. 22nd game played at Stanford (70,000), not included in '89 totals.

TOP-TEN HOME ATTENDANCE SEASONS (BASED ON AVERAGE)

YEAR	REGULAR SEASON (AVG)	WITH PRESEASON	PLAYOFFS
1990	506,176 (63,272 - 8 G)	620,122 (2 G)	751,748 - (2 G)
1989	501,645 (62,706 - 8 G)	614,757 (2 G)	744,111 - (2 G)
1993	501,476 (62,685 - 8 G)	622,844 (2 G)	689,987 - (1 G)
1992	494,595 (61,824 - 8 G)	646,920 (2 G)	776,831 - (2 G)
1988	480,039 (60,005 - 8 G)	589,620 (2 G)	651,468 - (1 G)
1991	478,570 (59,821 - 8 G)	586,193 (2 G)	—
1985	470,506 (58,813 - 8 G)	576,500 (2 G)	—
1986	470,339 (58,792 - 8 G)	579,087 (2 G)	—
1984	446,769 (58,346 - 8 G)	571,199 (2 G)	692,542 - (2 G)
1972	397,186 (56,741 - 7 G)	558,956 (3 G)	618,588 - (1 G)
1987	394,675 (56,382 - 7 G)	505,006 (2 G)	567,553 - (1 G)

*Includes Oct. 22nd game played at Stanford (70,000).



49ers History

49ers' All-Time Largest Crowds (Home & Away)

RANK	OPPONENT	ATTENDANCE	DATE	RESULTS
1.	At L.A. Rams	102,368	11/10/57	Rams 37-24
2.	At L.A. Rams	95,082	11/9/58	Rams 56-7
3.	At L.A. Rams	94,276	11/8/59	49ers 24-16
4.	At L.A. Raiders	91,494	9/29/91	Raiders 12-6
5.	At L.A. Raiders	87,006	9/22/85	49ers 34-10
6.	At L.A. Rams	85,856	11/8/53	49ers 31-27
7.	At L.A. Rams+	84,483	10/11/76	49ers 16-0
8.	At Super Bowl XIX	84,059	1/20/85	49ers 38-16
9.	At New Orleans	81,595	9/26/71	49ers 38-20
10.	At Super Bowl XVI	81,270	1/24/82	49ers 26-21

+ Monday Night

(Super Bowl XIX vs. Miami at Stanford, CA, & Super Bowl XVI vs. Cincinnati at Pontiac, MI)

49ERS HOME STADIUMS

Stadium	Years Used	First Game	Last Game
Kezar Stadium	1946-1970	N.Y. Yankees 21, 49ers 7 (Sept. 8, 1946)	Dallas 17, 49ers 10 (Jan. 3, 1971)
Candlestick Park	1971-Present	49ers 38, Cleveland 24 (Aug. 8, 1971) *	
		L.A. Rams 20, 49ers 13 (Oct. 10, 1971) **	

* — Preseason game

** — First regular season

— 49ERS FACT —

The seven largest crowds to witness 49ers games were all congregated at the Los Angeles Coliseum.

THE RECORD BOOK





49ERS INDIVIDUAL RECORDS (NFL 1950-93)

SERVICE

PLAYER

Games Played

212 Jimmy Johnson, DB (1961-76)

Consecutive games

208 Len Rohde, T (1960-74)

SCORING

POINTS

Career

979 Ray Wersching (1977-87), 409 PAT, 190 FG

744 Jerry Rice (1985-Curr.), 124 TD

738 Tommy Davis (1959-69), 348 PAT, 130 FG

Season

138 Jerry Rice (1987), 23 TD

136 Mike Cofer (1989), 49 PAT, 29 FG

131 Ray Wersching (1984), 56 PAT, 25 FG

Game

30 Jerry Rice, at Atlanta (10-14-90), 5 TD

26 Gordy Soltau, vs. L.A. Rams (10-28-51), 3 TD, 1 FG, 5 PAT

24 Jerry Rice, at Tampa Bay (11-14-93), 4 TD
Billy Kilmer, at Minnesota (10-15-61), 4 TD

TOUCHDOWNS

Career

124 Jerry Rice (1985-Curr.), 6 rush, 118 rec.

66 Roger Craig (1983-90), 50 rush, 16 rec.

61 Ken Willard (1965-73), 45 rush, 16 rec.

Season

23 Jerry Rice (1987), 1 rush, 22 rec.

17 Jerry Rice (1989), 17 rec.

16 Jerry Rice (1986), 1 rush, 15 rec.

Game

5 Jerry Rice, at Atlanta (10-14-90), 5 rec.

4 Jerry Rice, at Tampa Bay (11-14-93), 4 rec.
Billy Kilmer, at Minnesota (10-15-61), 4 rush

EXTRA POINTS ATTEMPTED

Career

425 Ray Wersching (1977-87)

350 Tommy Davis (1959-69)

302 Gordy Soltau (1950-58)

Season

61 Mike Cofer (1993)

56 Ray Wersching (1984)

54 Mike Cofer (1992)

Game

8 Mike Cofer, vs. Atlanta (10-18-92)

7 Mike Cofer, at Detroit (12-19-93)

Mike Cofer, vs. Chicago (12-23-91)

Ray Wersching, vs. L.A. Rams

(12-27-87)

Bruce Gossett, at Atlanta (10-29-72)

Tommy Davis, at Detroit (10-1-61)

EXTRA POINTS MADE

Career

409 Ray Wersching (1977-87)

348 Tommy Davis (1959-69)

289 Mike Cofer (1988-Curr.)

Season

59 Mike Cofer (1993)

56 Ray Wersching (1984)

53 Mike Cofer (1992)

Game

8 Mike Cofer, vs. Atlanta (10-18-92)

7 Mike Cofer, at Detroit (12-19-93)

Mike Cofer, vs. Chicago (10-23-91)

Ray Wersching, vs. L.A. Rams

(12-27-87)

Bruce Gossett, at Atlanta (10-29-72)

Tommy Davis, at Detroit (10-1-61)

CONSECUTIVE EXTRA POINTS MADE

Career

234 Tommy Davis (9-27-59—12-12-65)

Season

56 Ray Wersching (1984)

51 Ray Wersching (1983)

Game

8 Mike Cofer, vs. Atlanta (10-18-92)

FIELD GOALS ATTEMPTED

Career

276 Tommy Davis (1959-69)

261 Ray Wersching (1977-87)

194 Mike Cofer (1988-Curr.)

Season

38 Mike Cofer (1988)

36 Bruce Gossett (1971)

33 Tommy Davis (1967)

Game

- 6 Ray Wersching, at New Orleans (10-16-83)
- Tommy Davis, at L.A. Rams (10-17-65)
- Tommy Davis, at Dallas (11-20-60)
- Gordy Soltau, at Green Bay (11-23-58)

FIELD GOALS MADE

Career

- 190 Ray Wersching (1977-87)
- 130 Tommy Davis (1959-69)
- 128 Mike Cofer (1988-Curr.)

Season

- 29 Mike Cofer (1989)
- 27 Mike Cofer (1988)
- 26 Bruce Gossett (1973)

Game

- 6 Ray Wersching, at New Orleans (10-16-83)
- 5 Bruce Gossett, vs. Denver (9-23-73)
- 4 Bruce Gossett, at St. Louis (10-24-71)
- Bruce Gossett, vs. Green Bay (11-1-70)
- Bruce Gossett, vs. Denver (10-25-70)
- Tommy Davis, at Dallas (11-20-60)
- Gordy Soltau, vs. L.A. Rams (10-7-56)

Long

- 56 Mike Cofer, at Atlanta (10-14-90)
- 54 Steve Mike-Mayer at L.A. Rams (11-9-75)
- Bruce Gossett vs. New Orleans (10-21-73)
- 53 Tommy Davis at L.A. Rams (10-17-65)
- Tommy Davis vs. Chicago (10-4-64)

50+ Yards Career

- 5 Mike Cofer (1988-Curr.)
- 3 Ray Wersching (1977-87)
- Bruce Gossett (1970-74)
- Tommy Davis (1959-69)
- 2 Steve Mike-Mayer (1975-76)

Consecutive Field Goals Made

- 17 Mike Cofer (12-4-88 to 10-1-89)
- 13 Bruce Gossett (10-14-73 to 12-2-73)

Consecutive Games Field Goal Made

- 25 Bruce Gossett (11-29-70 to 10-15-72)

FIELD GOAL PCT.

Career (100+ attempts)

- 72.8 Ray Wersching (1977-87), 190-261
- 66.0 Mike Cofer (1988-Curr.), 128-194
- 64.7 Bruce Gossett (1970-74), 99-153

Season (20+ attempts)

- 83.3 Ray Wersching (1983), 25-30
- Ray Wersching (1979), 20-24
- 80.6 Mike Cofer (1989), 29-36
- 78.8 Bruce Gossett (1973), 20-33

SAFETIES

Career

- 3 Charlie Krueger (1959-73)
- 1 11 players (Last time-Darin Jordan, at L.A. Rams, 11-25-91)

RUSHING

ATTEMPTS

Career

- 1,686 Roger Craig (1983-90)
- 1,582 Ken Willard (1965-73)
- 1,475 Joe Perry (1950-60, 63)

Season

- 310 Roger Craig (1988)
- 271 Roger Craig (1989)
- 268 Delvin Williams (1977)

Game

- 34 Delvin Williams, at St. Louis (10-31-76)
- 31 J.D. Smith, at Chicago (10-14-62)
- J.D. Smith, at Baltimore (10-7-62)
- 28 J.D. Smith, vs. Minnesota (11-26-61)

YARDS GAINED

Career

- 7,344 Joe Perry (1950-60, 63)
- 7,064 Roger Craig (1983-90)
- 5,930 Ken Willard (1965-73)

Season

- 1,502 Roger Craig (1988)
- 1,262 Wendell Tyler (1984)
- 1,203 Delvin Williams (1976)

Game

- 194 Delvin Williams, at St. Louis (12-31-76)
- 190 Roger Craig, at L.A. Rams (10-16-88)
- Wilbur Jackson, vs. New Orleans (11-27-77)
- 180 Delvin Williams, vs. Washington (11-7-76)

Long

- 89t Hugh McElhenny, at Dallas Texans (10-5-52)
- 86t Hugh McElhenny, at Green Bay (11-18-56)
- 82t Hugh McElhenny, vs. Dallas Texans (11-26-52)



The Record Book

100-YARD GAMES

Career

- 18 Joe Perry (1948-60, 63)
- 14 Roger Craig (1983-90)
- 12 J.D. Smith (1956-64)
- Hugh McElhenny (1952-60)

Season

- 6 Roger Craig, 1988
- 5 J.D. Smith, 1959
- Joe Perry, 1953
- 4 Ricky Watters, 1992
- Wendell Tyler, 1984
- Delvin Williams, 1976
- Hugh McElhenny, 1956

Consecutive Games

- 3 Billy Kilmer, (10-1-61—10-15-61)
- 2 Many Times (Last-Ricky Watters, 9-19-93—9-26-93)

AVERAGE GAIN

Career (250+ attempts)

- 6.3 Steve Young (1987-Curr.)
- 5.1 John Brodie (1957-73)
- 4.9 Wendell Tyler (1983-86)
- Billy Kilmer (1961-66)
- Joe Perry (1950-60, 63)
- Hugh McElhenny (1952-60)
- Joe Arenas (1951-57)

Season (100+ attempts)

- 6.1 Joe Perry (1958), 125-758
- Joe Perry (1954), 173-1,049
- 5.4 Delvin Williams (1975), 117-631
- 5.3 Joe Perry (1953), 192-1,018

Game (10+ attempts)

- 13.4 Joe Perry, vs. Detroit (11-2-58), 13-174
- 11.9 Wilbur Jackson, vs. New Orleans (11-27-77), 16-190
- 10.0 Hugh McElhenny, at Dallas Texans (10-5-52), 17-170

1,000 YARD SEASONS

Seasons

- 3 Roger Craig (1985, 1988-89)
- 2 Brodie (1953-54)
- 1 4 players (Last time-Ricky Watters, 1,013 in 1992)

Consecutive Seasons

- 2 Joe Perry (1953-54)

RUSHING TOUCHDOWNS

Career

- 50 Roger Craig (1983-90)
- Joe Perry (1950-60, 63)
- 45 Ken Willard (1965-73)
- 37 J.D. Smith (1956-64)

Season

- 10 Ricky Watters (1993)
- Billy Kilmer (1961)
- J.D. Smith (1959)
- Joe Perry (1953)
- 9 Ricky Watters (1992)
- Roger Craig (1988)
- Roger Craig (1985)

Game

- 4 Billy Kilmer, at Minnesota (10-15-54)

Consecutive Games

- 5 Joe Perry, 12-6-53—10-10-61
- Hugh McElhenny, 9-26-54—10-24-54

PASSING

QB RATING

Career (1000+ Attempts)

- 103.2 Steve Young (1987-Curr.)
- 93.5 Joe Montana (1979-92)
- 72.3 John Brodie (1957-73)

Season (200+ Attempts)

- 112.4 Joe Montana (1989)
- 107.0 Steve Young (1992)
- 102.9 Joe Montana (1984)

ATTEMPTS

Career

- 4,600 Joe Montana (1979-92)
- 4,491 John Brodie (1957-73)
- 2,194 Y.A. Tittle (1951-60)

Season

- 578 Steve DeBerg (1979)
- 520 Joe Montana (1990)
- 515 Joe Montana (1983)

Game

- 60 Joe Montana, at Washington (11-17-86)
- 57 Joe Montana, at Atlanta (10-6-85)
- 54 Steve DeBerg, at Atlanta (12-16-79)
- John Brodie, at Chicago (11-13-66)

COMPLETIONS

Career

- 2,929 Joe Montana (1979-92)
- 2,469 John Brodie (1957-73)
- 1,226 Y.A. Tittle (1951-60)

Season

- 347 Steve DeBerg (1979)
- 332 Joe Montana (1983)
- 321 Joe Montana (1990)

Game

- 37 Joe Montana, at Atlanta (11-6-85)
- 34 Joe Montana, at Pittsburgh (9-13-87)
- 33 Joe Montana, at Washington (11-17-86)

Consecutive

- 22 Joe Montana, vs. Cleveland
(11-29-87)-5 and at Green Bay (12-6-87)-17

Long

- 971 Steve Young to John Taylor, at Atlanta (11-3-91)
961 Joe Montana to Jerry Rice, at San Diego (11-27-88)
951 Joe Montana to John Taylor, at L.A. Rams (12-11-89)

COMPLETION PERCENTAGE

Career (1,000+ attempts)

- 65.1 Steve Young (1987-Curr.), 955-1,467
63.7 Joe Montana (1979-92), 2,929-4,600
55.9 Y.A. Tittle (1951-60), 1,226-2,194

Season (200+ attempts)

- 70.2 Joe Montana (1989), 271-386
68.0 Steve Young (1993), 314-462
66.7 Steve Young (1992), 268-402

Game (20+ attempts)

- 90.0 Steve Young, vs. Detroit (10-20-91), 18-20
85.0 John Brodie, vs. Atlanta (9-29-68), 17-20
84.4 Joe Montana, vs. Atlanta (9-25-83), 27-32

YARDS

Career

- 35,142 Joe Montana (1979-92)
31,548 John Brodie (1957-73)
16,016 Y.A. Tittle (1951-60)

Season

- 4,023 Steve Young (1993)
3,944 Joe Montana (1990)
3,910 Joe Montana (1983)

Game

- 476 Joe Montana, at Atlanta (10-14-90)
462 Steve Young, at L.A. Rams (11-28-93)
458 Joe Montana, at L.A. Rams (12-11-89)

300-YARD GAMES

Career

- 35 Joe Montana (1979-92)
9 Steve Young (1987-Curr.)
5 John Brodie (1957-73)

Season

- 5 Joe Montana (1982, 85, 87, 90)
4 Joe Montana (1984, 89)
3 Steve Young (1992, 93)
Joe Montana (1983)

Consecutive Games

- 5 Joe Montana (1982)
4 Joe Montana (1990)
3 Joe Montana (1984, 85, 87)

TOUCHDOWN PASSES

Career

- 244 Joe Montana (1979-92)
214 John Brodie (1957-73)
108 Y.A. Tittle (1951-60)

Season

- 31 Joe Montana (1987)
30 John Brodie (1965)
29 Steve Young (1993)

Game

- 6 Joe Montana, at Atlanta (10-14-90)
5 Joe Montana, at Philadelphia (9-24-89)
Joe Montana, at Atlanta (10-6-85)
Steve Spurrier, at Chicago (11-19-72)
John Brodie, vs. Minnesota (11-28-65)

Consecutive Games

- 14 Joe Montana (12-17-89—12-3-90)
13 John Brodie (11-29-70—11-14-71)
12 Joe Montana (12-19-86—12-6-87)

PASSES INTERCEPTED

Career

- 224 John Brodie (1957-73)
134 Y.A. Tittle (1951-60)
123 Joe Montana (1979-92)

Season

- 28 Y.A. Tittle (1955)
24 John Brodie (1971)
23 Frank Albert (1950)

Game

- 6 John Brodie, at Detroit (11-4-73)
5 John Brodie, vs. Baltimore (11-28-64)
Y.A. Tittle, at Baltimore (11-30-58)
Y.A. Tittle, vs. Baltimore (12-13-53)
Frank Albert, vs. Pittsburgh (12-7-52)

Fewest, Season (200+ attempts)

- 7 Steve Young (1992), 402 attempts
8 Steve Young (1991), 279 attempts
Joe Montana (1989), 386 attempts
9 Joe Montana (1986), 307 attempts
Joe Montana (1980), 273 attempts
John Brodie (1960), 207 attempts
Y.A. Tittle (1954), 295 attempts

PASSES WITHOUT INTERCEPTION

Consecutive

- 183 Steve Young (10-3-93)-22 passes to (11-28-93)-13 passes
154 Joe Montana (9-24-89)-12 passes to (11-19-89)-6 passes
122 Joe Montana (10-4-81)-23 passes to (11-1-81)-23 passes



Game

- 57 Joe Montana, at Atlanta (10-6-85)
- 42 Joe Montana, vs. L.A. Rams (10-9-83)
- 40 Joe Montana, at Green Bay (11-4-90)
- Joe Montana, at Denver (11-11-85)
- Joe Montana, vs. New Orleans (9-16-84)

AVERAGE GAIN PER ATTEMPT

Career (1,000+ attempts)

- 8.6 Steve Young (1987-Curr.)
- 7.6 Joe Montana (1979-92)
- 7.3 Y.A. Tittle (1951-60)

Season (200+ attempts)

- 9.14 John Brodie (1961)
- 9.12 Joe Montana (1989)
- 9.02 Steve Young (1991)

Game (20+ attempts)

- 15.39 Steve Young, vs. Detroit (12-19-93)
- 14.44 Steve Young, vs. L.A. Rams (11-28-93)
- 14.25 Steve Young, vs. Atlanta (10-16-92)

RECEIVING

RECEPTIONS

Career

- 708 Jerry Rice (1985-Curr.)
- 508 Roger Craig (1983-90)
- 506 Dwight Clark (1979-87)

Season

- 100 Jerry Rice (1990)
- 98 Jerry Rice (1993)
- 92 Roger Craig (1985)

Game

- 13 Jerry Rice, at Atlanta (10-14-90)
- 12 Roger Craig, vs. N.Y. Giants (12-1-86)
- Jerry Rice, at Washington (11-17-86)
- Roger Craig, at Atlanta (10-6-85)
- Dwight Clark, vs. San Diego (12-11-82)
- Bernie Casey, at Chicago (11-13-66)
- 11 John Taylor, at L.A. Rams (12-11-89)
- Dick Witcher, at Atlanta (12-10-67)
- Jim Johnson, at Detroit (11-11-62)
- Billy Wilson, at L.A. Rams (10-3-54)

Consecutive Games

- 127 Jerry Rice, 12-9-85—1993
- 105 Dwight Clark, 9-14-80—9-13-87
- 68 Roger Craig, 10-12-86—12-30-90

YARDS

Career

- 11,776 Jerry Rice (1985-Curr.)
- 6,750 Dwight Clark (1979-87)
- 6,664 Gene Washington (1969-77)

Season

- 1,570 Jerry Rice (1986)
- 1,503 Jerry Rice (1993)
- 1,502 Jerry Rice (1990)

Game

- 286 John Taylor, at L.A. Rams (12-11-89)
- 241 Jerry Rice, vs. L.A. Rams (12-9-85)
- 231 Dave Parks, at Baltimore (10-3-65)

Long

- 97t John Taylor, at Atlanta (11-3-91)
- 96t Jerry Rice, at San Diego (11-27-88)
- 95t John Taylor, at L.A. Rams (12-11-89)

1,000 YARD SEASONS

Seasons

- 8 Jerry Rice (1986-93)
- 2 John Taylor (1989, 1991)

100-YARD GAMES

Career

- 44 Jerry Rice (1985-Curr.)
- 17 Gene Washington (1969-77)
- 16 Dwight Clark (1979-87)

Season

- 8 Jerry Rice (1989)
- 7 Jerry Rice (1990)
- 6 Jerry Rice (1986)
- Dwight Clark (1982)

Consecutive Games

- 3 Jerry Rice, 9-10-89—9-24-89
- Jerry Rice, 9-11-88—9-25-88
- Jerry Rice, 11-15-87—11-29-87
- Dwight Clark, 12-11-82—12-26-82
- Dwight Clark, 9-12-82—11-21-82

AVERAGE GAIN

Career (100+ receptions)

- 17.9 Gene Washington (1969-77), 371 rec.
- 16.9 John Taylor (1986-Curr.), 277 rec.
- 16.6 Jerry Rice (1985-Curr.), 708 rec.
- R.C. Owens (1957-61), 176 rec.

Season (25+ receptions)

- 21.4 Freddie Solomon (1983), 31 rec.
- 21.2 Gene Washington (1974), 29 rec.
- 20.8 Gene Washington (1970), 53 rec.

Game (5+ receptions)

- 32.4 John Taylor, at Atlanta (12-3-89), 5-162
- 32.0 Gene Washington, vs. New England (10-31-71), 5-160
- 31.2 Jerry Rice, at Green Bay (11-4-90), 6-187

TOUCHDOWNS

Career

- 118 Jerry Rice (1985-Curr.)
- 59 Gene Washington (1969-77)
- 49 Billy Wilson (1951-60)

Season

- 22 Jerry Rice (1987)
- 17 Jerry Rice (1989)
- 15 Jerry Rice (1993)
- Jerry Rice (1986)

Game

- 5 Jerry Rice, at Atlanta (10-14-90)
- 4 Jerry Rice, at Tampa Bay (11-14-93)
- 3 Jerry Rice, at Seattle (9-25-88)
- Jerry Rice, vs. Chicago (12-14-87)
- Jerry Rice, vs. Cleveland (11-29-87)
- Jerry Rice, at Tampa Bay (11-22-87)
- Jerry Rice, vs. St. Louis (11-9-86)
- Jerry Rice, vs. Indianapolis (10-5-86)
- Gene Washington, at New Orleans (12-13-70)
- Bernie Casey, vs. Minnesota (10-24-65)
- Dave Parks, at Baltimore (10-3-65)
- Gordy Soltau, vs. L.A. Rams (10-28-51)

Consecutive Games

- 13 Jerry Rice, 12-19-86—12-27-87
- 8 Jerry Rice, 12-8-89—11-27-89
- Dave Parks, 11-7-65—9-11-66

INTERCEPTIONS

INTERCEPTIONS BY

Career

- 51 Ronnie Lott (1981-90)
- 47 Jim Johnson (1961-76)
- 36 Kermit Alexander (1963-69)

Season

- 10 Ronnie Lott (1986)
- Dave Baker (1960)
- 9 Dwight Hicks (1981)
- Kermit Alexander (1968)
- Lowell Wagner (1951)
- 8 Dick Moegle (1957)

Game

- 4 Dave Baker, at L.A. Rams (12-4-60)
- 3 Eric Wright, at Minnesota (9-8-83)
- Anthony Leonard, vs. Cincinnati (10-1-78)

Consecutive Games

- 4 Dick Moegle, 11-4-56—11-25-56

YARDS RETURNED

Career

- 643 Ronnie Lott (1981-90)
- 615 Jim Johnson (1961-76)
- 586 Dwight Hicks (1979-85)

Season

- 239 Dwight Hicks (1981)
- 164 Eric Wright (1983)
- 159 Chuck Crist (1978)

Game

- 104 Dwight Hicks, at Washington (10-4-81)

- 94 Merton Hanks, vs. New Orleans (11-22-93)
- Alvin Randolph, vs. Chicago (12-11-66)

- 88 Tory Nixon, at Green Bay (11-26-86)

Long

- 94t Alvin Randolph, vs. Chicago (12-11-66)
- 88t Tory Nixon, at Green Bay (10-26-86)
- 83t Ronnie Lott, at Kansas City (12-26-82)

TOUCHDOWNS

Career

- 5 Ronnie Lott (1981-90)
- 3 Dwight Hicks (1979-85)
- Rex Berry (1951-56)
- 2 Eric Wright (1981-90)
- Tom Holmoe (1983-89)
- Jim Johnson (1961-76)
- Skip Vanderbunt (1969-76)

Season

- 3 Ronnie Lott (1981)
- 2 Tom Holmoe (1986)
- Dwight Hicks (1983)
- Eric Wright (1983)
- Skip Vanderbunt (1972)

Game

- 2 Skip Vanderbunt, at Dallas (11-23-72)

PUNTING

PUNTS

Career

- 511 Tommy Davis (1959-69)
- 380 Tom Wittum (1973-77)
- 281 Max Runager (1984-88)

Season

- 96 Mike Connell (1978)
- 93 Jim Miller (1981)
- 89 Tom Wittum (1976)

Game

- 11 Tom Wittum, vs. L.A. Rams (11-21-76)
- Pete Brown, at Chicago (10-17-54)
- 10 Jim Miller, vs. L.A. Rams (10-25-81)
- Jim Miller, vs. Atlanta (11-8-81)
- Mike Connell, at Atlanta (11-5-78)
- Tom Wittum, vs. Atlanta (10-23-76)

YARDS

Career

- 22,841 Tommy Davis (1959-69)
- 15,494 Tom Wittum (1973-77)
- 11,370 Max Runager (1984-88)



Season

- 3,858 Jim Miller (1981)
- 3,639 Tom Wittum (1976)
- 3,599 Tommy Davis (1964)

Game

- 517 Tom Wittum, vs. L.A. Rams (11-21-76)
- 475 Tommy Davis, at Detroit (10-6-63)
- 433 Jim Miller, at L.A. Rams (10-25-81)

Long

- 86 Larry Barnes, vs. Chicago Cardinals (9-29-57)
- 82 Tommy Davis, vs. Minnesota (9-30-62)
- 81 Tommy Davis, at St. Louis (11-25-62)

AVERAGE

Career (100+ attempts)

- 44.7 Tommy Davis (1959-69), 511 punts
- 41.9 Frankie Albert (1950-52), 139 punts
- 40.8 Tom Wittum (1973-77), 380 punts

Season (40+ attempts)

- 45.8 Tommy Davis (1965), 54 punts
- 45.7 Tommy Davis (1959), 59 punts
- 45.6 Tommy Davis (1964), 79 punts
- Tommy Davis (1962), 48 punts

Game (4+ attempts)

- 54.5 Tommy Davis, vs. Chicago (11-19-61), 4 punts
- 54.2 Tommy Davis, at L.A. Rams (10-18-64), 5 punts
- 53.8 Tommy Davis, at Pittsburgh (10-24-61), 6 punts

PUNT RETURNS

RETURNS

Career

- 142 Dana McLemore (1982-87)
- Bruce Taylor (1970-77)
- 138 John Taylor (1986-Curr.)
- 124 Joe Arenas (1951-57)

Season

- 45 Dana McLemore (1984)
- 44 John Taylor (1988)
- 43 Bruce Taylor (1970)

Game

- 9 Ralph McGill, at Atlanta (10-29-72)
- Anthony Leonard, vs. New Orleans (10-17-76)
- 8 Hugh McElhenny, vs. Detroit (11-2-58)
- Joe Arenas, at Detroit (10-16-55)
- 7 John Taylor, at New Orleans (10-8-89)
- Dana McLemore, at New Orleans (11-25-84)

YARDS

Career

- 1,531 Dana McLemore (1982-87)
- 1,461 John Taylor (1986-Curr.)
- 1,323 Bruce Taylor (1970-77)

Season

- 556 John Taylor (1988)
- 521 Dana McLemore (1984)
- 516 Bruce Taylor (1970)

Game

- 141 Anthony Leonard, vs. New Orleans (10-17-76), 9 returns
- 133 Bruce Taylor, at Houston (11-15-70), 6 returns
- 126 Dana McLemore, vs. L.A. Rams (1-2-83), 4 returns

Long

- 95t John Taylor, vs. Washington (11-21-88)
- 94t Hugh McElhenny, at Chicago (10-19-52)
- 93t Dana McLemore, vs. L.A. Rams (1-2-83)

AVERAGE

Career (50+ returns)

- 10.8 Dana McLemore (1982-87), 142 ret.
- 10.6 John Taylor (1986-Curr.), 138 ret.
- 9.3 Bruce Taylor (1970-77), 142 ret.

Season (1+ per game)

- 14.2 Hugh McElhenny (1952), 20 returns (12 games)
- 13.8 Bruce Taylor (1973), 15 returns (14 games)
- 13.4 Abe Woodson (1960), 13 returns (12 games)

Game (3+ returns)

- 40.7 Hugh McElhenny, at Chicago (12-19-52), 3 returns
- 31.5 Dana McLemore, vs. L.A. Rams (1-2-83), 4 returns
- 29.8 Manfred Moore, vs. Atlanta (11-24-74), 5 returns

TOUCHDOWNS

Career

- 4 Dana McLemore (1982-87)
- 2 John Taylor (1986-Curr.)
- Freddie Solomon (1978-85)
- Kermit Alexander (1963-69)
- Abe Woodson (1958-64)

Season

- 2 John Taylor (1988)
- Freddie Solomon (1980)

KICKOFF RETURNS

RETURNS

Career

- 166 Abe Woodson (1958-64)
- 139 Joe Arenas (1951-57)
- 137 Kermit Alexander (1963-69)

Season

- 41 Dexter Carter (1990)
- James Owens (1979)
- 37 Dexter Carter (1991)
- Kermit Alexander (1966)
- Abe Woodson (1962)
- 36 Paul Hofer (1977)

Game

- 7 Dexter Carter, vs. Atlanta (10-13-91)
- James Owens, at Dallas (10-12-80)
- Vic Washington, vs. Detroit (11-4-73)
- Abe Woodson, at Detroit (9-23-62)

YARDS

Career

- 4,873 Abe Woodson (1958-64)
- 3,798 Joe Arenas (1951-57)
- 3,271 Kermit Alexander (1963-69)

Season

- 1,157 Abe Woodson (1962)
- 1,002 James Owens (1979)
- 984 Kermit Alexander (1966)

Game

- 210 Abe Woodson, vs. Detroit (11-11-62)
- 202 Lenny Lyles, vs. Baltimore (12-18-60)

Long

- 105t Abe Woodson, at L.A. Rams (11-8-59)
- 103t Abe Woodson, vs. Minnesota (9-15-63)
- 101t James Owens, at Detroit (11-2-80)

AVERAGE

Career (50+ returns)

- 29.4 Abe Woodson (1958-64), 166 returns
- 27.3 Joe Arenas (1951-57), 139 returns
- 25.9 Vic Washington (1971-73), 84 returns

Season (1+ returns)

- 34.4 Joe Arenas (1953), 16 returns (12 games)
- 32.2 Abe Woodson (1963), 29 returns (14 games)
- 31.3 Abe Woodson (1962), 37 returns (14 games)

Game (3+ returns)

- 67.3 Lenny Lyles, vs. Baltimore (12-18-60), 3 returns
- 52.7 Abe Woodson, at L.A. Rams (11-8-59), 3 returns
- 46.0 Joe Arenas, vs. Baltimore (12-16-56), 3 returns

TOUCHDOWNS

Career

- 5 Abe Woodson (1958-64)
- 2 James Owens (1979-80)
- Dave Williams (1977-78)

Season

- 3 Abe Woodson (1963)

Game

- 2 Abe Woodson, vs. Minnesota (9-15-63)

SACKS — (Since 1971)

Career

- 111.5 Cedrick Hardman (1970-79)
- 106 Tommy Hart (1968-77)
- 63 Charles Haley (1986-91)

Season

- 18.0 Cedrick Hardman (1971)
- 17.5 Fred Dean (1983)
- Cleveland Elam (1977)
- 17.0 Tim Harris (1992)
- Tommy Hart (1972)

- 49ERS FACT -

In six years with San Francisco from 1958-64, Abe Woodson established himself as one of the greatest kickoff returners in NFL history.



49ERS' TEAM RECORDS

Note: Entries marked by an asterisk in the "fewest, season" category denote the 1982 strike season. These years are listed for reference, but are not considered full season records.

OFFENSE

WON-LOST

Wins, season

15	1984
14	1989, 1990, 1992
13	1981, 1987

CONSECUTIVE GAMES

Won

15	11-27-89—11-18-90
9	11-9-92—9-5-93
	10-21-84—12-14-84
	12-4-83—10-8-84
8	11-9-92—12-28-92
	11-22-87—9-11-88
	12-2-51—10-26-52

Wins at home

13	10-4-92—12-5-93
8	11-27-89—11-18-90
7	11-2-58—11-1-59

Wins on road

18	11-27-88—12-30-90
11	9-20-87—10-16-88
9	12-11-83—12-2-84

Lost

9	10-8-78—12-3-78
8	12-17-78—10-14-79
	9-28-80—11-16-80
7	12-4-77—9-24-78
	9-29-74—11-10-74
	12-9-62—10-13-63

Losses at home

7	10-28-62—9-22-63
6	9-12-82—9-3-83
5	10-15-78—11-27-78
	12-15-73—11-4-74

Losses on road

18	12-4-77—12-16-79
8	10-5-80—9-20-81
	10-11-64—10-10-65
7	10-8-50—10-6-51

SCORING

POINTS

Most, season

475	1984
473	1993
459	1987

Highest average, season

31.0	(1953), 12 games
30.6	(1987), 15 games
30.1	(1965), 14 games

Fewest, season

198	1963
208	1960
213	1950
*209	1982 (9 games)

Lowest average, season

13.7	1978
14.1	1963
15.7	1977

Most, game

56	vs. Atlanta (10-18-92)
55	at Detroit (12-19-93)
52	vs. Chicago (12-23-91)
	vs. Chicago (12-19-65)

Most, first half

42	vs. Atlanta (10-18-92)
----	------------------------

Most, second half

35	vs. Atlanta (9-15-85)
----	-----------------------

Most, first quarter

27	vs. Green Bay (12-7-58)
----	-------------------------

Most, second quarter

28	at Minnesota (9-8-83)
	vs. L.A. Rams (10-28-51)

Most, third quarter

21	at New Orleans (9-4-88)
	at St. Louis (9-18-83)
	vs. Houston (12-13-81)
	vs. New Orleans (10-21-73)

Most, fourth quarter

28	vs. Chicago (12-22-91)
	at Philadelphia (9-24-89)
	at L.A. Rams (10-23-83)

TOUCHDOWNS

Most, season

61	1993
59	1987
57	1984

Fewest, season

21	1960
24	1963
25	1978

Most, game

8	vs. Atlanta (10-18-92)
7	at Detroit (12-19-93)
	vs. Chicago (12-23-91)
	vs. L.A. Rams (12-27-87)
	at Atlanta (10-29-72)
	at Detroit (10-1-61)
	vs. Dallas Texans (10-26-52)



EXTRA POINTS MADE

Most, season

59 1993
56 1984
53 1992

Fewest, season

21 1960
22 1969
23 1977
*1982 (9 games)

Most, game

8 vs. Atlanta (10-18-92)
7 at Detroit (12-19-93)
vs. Chicago (10-23-91)
vs. L.A. Rams (12-27-87)
at Atlanta (10-29-72)
at Detroit (10-1-61)

FIELD GOALS MADE

Most, season

29 1989
27 1988
26 1973

Fewest, season

3 1955
4 1950
6 1969
1952
1951

Game

6 at New Orleans (10-16-83)
5 vs. Denver (9-23-73)
4 at St. Louis (10-24-71)
vs. Green Bay (11-1-70)
vs. Denver (10-25-70)
at Dallas (11-20-60)
vs. L.A. Rams (10-7-56)

FIELD GOALS ATTEMPTED

Most, season

61 1993
56 1984
54 1992

Fewest, season

8 1950
12 1955
1952
15 1957

Most, game

8 vs. Atlanta (10-18-92)
7 at Detroit (12-19-93)
vs. Chicago (12-23-91)
vs. L.A. Rams (12-27-87)
at Atlanta (10-29-72)
at Detroit (10-1-61)

FIRST DOWNS

TOTAL

Most, season

372 1993
357 1987
356 1984

Fewest, season

182 1959
183 1963
201 1950
1960

Most, game

33 vs. Houston (11-8-87)
31 vs. Philadelphia (1-3-94)
vs. Baltimore (12-13-53)

Fewest, game

3 vs. Baltimore (11-22-59)
5 at Baltimore (10-13-63)
6 vs. Green Bay (12-10-60)

RUSHING

Most, season

141 1988
138 1984
135 1992

Fewest, season

76 1959
86 1974
1975

*49 1982 (9 games)

Most, game

20 at Minnesota (10-15-61)
19 vs. Green Bay (12-9-51)
15 at Detroit (10-1-61)

Fewest, game

0 at Minnesota (12-14-69)
at Baltimore (10-13-63)
at Baltimore (11-22-59)
at N.Y. Giants (11-9-52)

PASSING

Most, season

213 1986
212 1993
209 1989

Fewest, season

76 1959
83 1951
87 1963

Most, game

24 at Atlanta (10-14-90)
23 at Atlanta (10-6-85)
22 vs. San Diego (12-11-82)
vs. New Orleans (11-13-83)



The Record Book

Fewest, game

- 1 vs. Minnesota (11-29-76)
at Green Bay (Milw.) (11-24-63)
at Detroit (10-6-63)
vs. L.A. Rams (10-7-56)
- 2 vs. Green Bay (12-10-60)

BY PENALTY

Most, season

- 34 1978
- 28 1966
- 27 1973

Fewest, season

- 9 1963
- 10 1961
- 11 1950, 1951

Most, game

- 6 at New Orleans (10-25-87)
vs. Atlanta (10-22-78)
vs. Atlanta (12-6-70)

NET YARDS

(Rushing and passing)
YARDS

Most, season

- 6,435 1993
- 6,366 1984
- 6,054 1983

Fewest, season

- 3,260 1960
- 3,651 1955
- 3,830 1950
- *3,242 1982 (9 games)

Most, game

- 598 vs. Buffalo (9-13-92)
- 597 vs. Baltimore (12-13-53)
- 590 vs. Atlanta (10-18-92)

Fewest, game

- 61 at Detroit (10-6-63)
- 81 vs. Green Bay (12-10-60)
- 88 vs. L.A. Rams (11-21-76)

RUSHING

ATTEMPTS

Most, season

- 585 1978
- 576 1976
- 564 1977

Fewest, season

- 359 1958
- 377 1957
- 408 1955
- *219 1982 (9 games)

Most, game

- 59 at Minnesota (12-4-77)
- 56 at Green Bay (Milw.) (10-10-54)
vs. Detroit (10-25-63)
vs. Baltimore (10-29-50)
- 54 vs. Minnesota (11-29-76)

Fewest, game

- 12 vs. Chicago (10-13-85)
- 14 at Minnesota (12-14-69)
- 15 at Chicago (10-12-58)

YARDS

Most, season

- 2,523 1988
- 2,498 1954
- 2,366 1951

Fewest, season

- 1,332 1964
- 1,371 1954
- 1,454 1963
- *740 1982 (9 games)

Most, game

- 324 at Minnesota (10-15-61)
- 317 vs. Minnesota (11-29-76)
- 302 vs. Green Bay (12-9-51)

Fewest, game

- 5 vs. Houston (12-7-75)
- 12 at Minnesota (10-15-61)
- 35 at Baltimore (11-22-59)

AVERAGE

Highest, season

- 5.7 1954 (442 attempts)
- 4.8 1992 (482 attempts)
- 1988 (527 attempts)
- 4.7 1985 (477 attempts)

Lowest, season

- 3.4 1970 (468 attempts)
- 3.5 1981 (560 attempts)
- 3.6 1963 (406 attempts)

Highest, game

- 10.9 vs. Dallas Texans (10-26-52),
24-263
- 8.1 vs. Atlanta (9-19-93), 33-268
- 7.9 vs. Detroit (10-24-54), 34-270

Lowest, game

- 0.2 vs. Houston (12-7-75), 25-5
- 0.9 at Minnesota (12-14-69), 14-12
- 1.4 at New York Giants (11-14-63),
21-30

TOUCHDOWNS

Most, season

- 28 1954
- 26 1993
- 21 1984

Fewest, season

- 8 1963
- 10 1980
- 11 1987
- *6 1982 (9 games)

Most, game

- 8 vs. Atlanta (10-18-92)
- 7 at Detroit (12-19-93)
- vs. Chicago (12-23-91)
- vs. L.A. Rams (12-27-87)
- at Atlanta (10-29-72)
- at Detroit (10-1-61)
- vs. Dallas Texans (10-26-52)

PASSING

ATTEMPTS

Most, season

- 602 1979
- 597 1980
- 583 1990

Fewest, season

- 264 1959
- 277 1977
- 281 1951

Most, game

- 60 at Washington (12-17-86)
- 57 at Atlanta (10-6-85)
- 54 at Atlanta (12-16-79)
- at Chicago (11-13-66)

Fewest, game

- 8 vs. New Orleans (11-27-77)
- vs. Minnesota (11-29-76)
- 12 at Green Bay (9-12-76)
- at Atlanta (11-6-77)
- 13 at Minnesota (12-4-77)

COMPLETIONS

Most, season

- 363 1980
- 361 1979
- 360 1990

Fewest, season

- 132 1959
- 136 1977
- 151 1955

Most, game

- 37 at Atlanta (10-6-85)
- 33 at Washington (11-17-86)
- at Tampa Bay (9-7-86)
- 32 at Atlanta (11-14-90)
- vs. Atlanta (9-18-88)
- at Miami (11-16-80)
- vs. Atlanta (9-28-80)

Fewest, game

- 3 vs. Minnesota (11-29-76)

- 4 vs. Pittsburgh (9-19-77)

- 5 at Minnesota (12-4-77)
- vs. New Orleans (11-27-77)
- at Atlanta (11-6-77)

COMPLETION PERCENTAGE

Highest, season

- 70.2 1989 (339-483)
- 67.6 1993 (354-524)
- 66.5 1992 (319-480)

Lowest, season

- 43.7 1978 (190-435)
- 44.7 1963 (156-349)
- 47.1 1974 (170-361)

Highest, game (15+ attempts)

- 85.0 vs. Atlanta (9-29-68), 17-20
- 81.8 vs. Atlanta (9-20-93), 18-22
- 81.0 at L.A. Rams (11-18-62), 17-21

Lowest, game (15+ attempts)

- 22.2 at Pittsburgh (9-19-77), 4-18
- 26.3 vs. Minnesota (9-30-62), 5-19
- 27.8 vs. Atlanta (10-9-77), 5-18

NET YARDS

Most, season

- 4,480 1993
- 4,302 1989
- 4,096 1986

Fewest, season

- 1,508 1977
- 1,549 1959
- 1,550 1950

Most, game

- 475 at L.A. Rams (11-29-93)
- 442 at Atlanta (10-14-90)
- 439 at L.A. Rams (12-11-89)

Fewest, game

- 10 at Detroit (10-6-63)
- 11 vs. L.A. Rams (10-7-56)
- 19 at Pittsburgh (9-19-77)

AVERAGE GAIN PER ATTEMPT

Highest, season

- 9.49 1989
- 8.55 1993
- 8.45 1992

Lowest, season

- 4.70 1960
- 4.82 1976
- 5.20 1963

TIMES SACKED

Most, season

- 47 1988 (-298 yards)
- 45 1989 (-282 yards)
- 42 1985 (-299 yards)
- 1978 (-350 yards)



The Record Book

Fewest, season

- 8 1970 (-67 yards)
- 11 1971 (-111 yards)
- 17 1979 (-119 yards)

Most, game

- 10 vs. N.Y. Giants (11-23-80)
at L.A. Rams (10-11-76)
vs. L.A. Rams (12-6-64)

YARDS LOST

Most, season

- 423 1963
- 396 1952
- 371 1957

Fewest, season

- 67 1970
- 111 1971
- 119 1979

Most, game

- 95 vs. Dallas Texans (10-26-52)
- 73 at Detroit (10-6-63)

TOUCHDOWNS

Most, season

- 44 1987
- 35 1989
- 1965
- 32 1984

Fewest, season

- 8 1956
- 9 1978
- 1977
- 1973
- 10 1954

INTERCEPTIONS

Most, season

- 36 1978
- 29 1958
- 28 1955

Fewest, season

- 9 1992
- 10 1984
- 1969
- 1970
- 11 1989
- *1982 (9 games)

Most, game

- 7 at L.A. Rams (10-18-64)
- 6 vs. Baltimore (12-5-59)
at Detroit (11-4-73)
- 5 vs. Pittsburgh (11-27-78)
vs. Pittsburgh (12-15-73)
vs. Minnesota (12-16-72)
vs. Detroit (10-29-67)
at Baltimore (11-30-58)
vs. L.A. Rams (9-25-55)

PUNTING

PUNTS

Most, season

- 97 1978
- 89 1976
- 87 1985

Fewest, season

- 42 1993
- 1953
- 48 1958
- *45 1982 (9 games)

Most, game

- 11 vs. L.A. Rams (11-21-76)
at Chicago (10-17-54)
- 10 vs. L.A. Rams (10-25-81)
vs. Atlanta (11-8-81)
at Atlanta (11-5-78)
vs. Atlanta (10-23-76)

Fewest, game

- 0 at Detroit (12-19-93)
vs. Atlanta (9-20-93)
vs. Buffalo (9-13-92)
vs. N.Y. Giants (10-15-72)
vs. New Orleans (11-14-71)
vs. Detroit (11-6-60)
vs. Baltimore (12-13-53)

AVERAGE

Highest, season (40+ attempts)

- 45.8 1965, 54 punts
- 45.7 1959, 59 punts
- 45.6 1964, 79 punts
- 1962, 48 punts

Lowest, season (40+ attempts)

- 35.0 1977, 80 punts
- 36.2 1990, 70 punts
- 37.0 1954, 60 punts

Highest, game (4+ attempts)

- 54.5 vs. Chicago (11-19-61), 4 punts
- 54.2 at L.A. Rams (10-18-64), 5 punts
- 53.8 at Pittsburgh (10-24-61), 6 punts

PUNT RETURNS

RETURNS

Most, season

- 65 1976
- 63 1975
- 54 1988

Fewest, season

- 18 1963
- 24 1961
- 1960
- 27 1962

Most, game

- 9 at Atlanta (10-29-72)
vs. New Orleans (10-17-76)

- 8 vs. Detroit (11-2-58)
at Detroit (10-16-55)
7 at New Orleans (10-8-89)
at New Orleans (11-25-84)

YARDS

Most, season

- 612 1988
610 1975
554 1976

Fewest, season

- 63 1969
99 1963
115 1955

Most, game

- 144 vs. Philadelphia (9-27-59)
141 vs. New Orleans (10-17-76)
133 at Houston (11-15-70)

Fewest, game

- 0 Many times (Last—vs. Buffalo,
9-13-92)

AVERAGE

Highest, season

- 12.3 1950
11.7 1993
11.6 1984

Lowest, season

- 2.9 1969
3.0 1955
3.3 1968
1957

TOUCHDOWNS

Most, season

- 2 1988
1980

KICKOFF RETURNS

RETURNS

Most, season

- 75 1980
1979
73 1978
69 1953

Fewest, season

- 31 1951
32 1952
36 1952

*1982 (9 games)

Most, game

- 9 at L.A. Rams (10-5-80)
vs. L.A. Rams (9-30-73)
at Detroit (11-14-54)
8 at Dallas (10-12-80)
at Chicago (12-12-65)
at N.Y. Giants (11-17-63)
at Detroit (9-23-62)
at Green Bay (Milw.) (10-23-60)

Fewest, game

- 0 Many times (Last—at Detroit,
12-19-93)

YARDS

Most, season

- 1,739 1962
1,537 1979
1,523 1954

Fewest, season

- 715 1993
719 1952
738 1951

Most, game

- 256 at Detroit (11-14-54)
248 at Detroit (9-23-62)
243 at N.Y. Giants (11-17-63)

Fewest, game

- 0 Many times (Last—at Detroit,
12-19-93)

AVERAGE

Highest, season

- 28.0 1962 (62 returns)
26.6 1961 (49 returns)
26.1 1957 (42 returns)

Lowest, season

- 17.7 1968 (60 returns)
17.8 1988 (55 returns)
1950 (45 returns)
17.9 1993 (40 returns)

TOUCHDOWNS

Most, season

- 3 1963
1 10 times (Last—1991)

Most, game

- 1 13 times (Last—vs. New Orleans,
12-1-91)

PENALTIES

PENALTIES

Most, season

- 116 1978
115 1988
114 1991



Fewest, season

51	1963
57	1959
	1958
	1957

*44 1982 (9 games)

Most, game

14	at Phoenix (11-6-88)
	vs. Denver (10-9-88)
	at Washington (11-17-86)
	at Pittsburgh (11-20-54)
	at Baltimore (11-29-53)
	at Chicago (11-19-52)
13	vs. Chicago (10-13-85)

Fewest, game

0	vs. New Orleans (11-11-88)
	vs. L.A. Rams (11-21-76)
1	vs. Houston (12-25-93)
	vs. L.A. Rams (12-27-87)
	vs. Pittsburgh (11-27-78)
	at L.A. Rams (11-18-73)
	vs. Atlanta (10-19-69)
	vs. Green Bay (12-14-63)
	at Green Bay (9-24-61)

YARDS PENALIZED

Most, season

997	1970
986	1988
933	1980

Fewest, season

439	1963
489	1959
541	1955
*451	1982 (9 games)

Most, game

168	at St. Louis (10-24-71)
148	at Philadelphia (10-19-58)
130	at Baltimore (11-29-53)

Fewest, game

0	vs. New Orleans (12-11-88)
	vs. L.A. Rams (11-21-76)

TURNOVERS

TURNOVERS

Most, season

66	1978 (30 fumbles, 36 interceptions)
46	1964 (24 fumbles, 22 interceptions)
	1955 (18 fumbles, 28 interceptions)
	1950 (21 fumbles, 25 interceptions)

Fewest, season

16	1960 (6 fumbles, 10 interceptions)
22	1984 (12 fumbles, 10 interceptions)
	1992 (13 fumbles, 9 interceptions)
* 21	1982 (10 fumbles, 11 interceptions), (9 games)

Most, game

9	at Cleveland (11-12-50) (6 fumbles, 3 interceptions)
---	--

DEFENSE

SCORING

POINTS ALLOWED

Most, season

416	1979
415	1980
403	1965

Fewest, season

190	1976
205	1960
	1951
216	1971
*206	1982 (9 games)

Most, game

61	at Chicago (12-12-65)
59	at Dallas (10-12-80)
56	at L.A. Rams (11-9-58)

Fewest, game

0	18 times (Last—vs. Chicago, 12-24-89)
2	at New Orleans (10-1-72)
3	18 times (Last—vs. Miami, 12-6-92)

Most, first half

38	at Dallas (10-12-80)
----	----------------------

Most, second half

36	at New Orleans (11-23-69)
----	---------------------------

Most, first quarter

21	at L.A. Rams (11-9-58)
----	------------------------

Most, second quarter

28	at Minnesota (9-29-63)
----	------------------------

Most, third quarter

24	vs. St. Louis (10-6-74)
----	-------------------------

Most, fourth quarter

21	at Minnesota (9-8-85)
	at N.Y. Jets (9-21-80)
	at Minnesota (12-4-77)

TOUCHDOWNS ALLOWED

Most, season

54	1979
52	1980
	1965
	1963

Fewest, season

23	1971
24	1984
	1976
	1951
	*1982 (9 games)
25	1991
	1960

Most, game

9	at Chicago (12-12-65)
8	at Dallas (10-12-80)
	at L.A. Rams (11-9-58)

Fewest, game

0	39 times (Last—vs. Cincinnati, 12-5-93)
---	---

EXTRA POINTS ALLOWED

Most, season

50	1980
	1963
48	1965
46	1979

Fewest, season

20	1976
21	1971
23	1991
	1960
	*1982 (9 games)

Most, game

8	at Dallas (10-12-80)
	at L.A. Rams (11-9-58)
7	at Chicago (12-12-65)

Fewest, game

0	39 times (Last—vs. Cincinnati, 12-5-93)
---	---

FIELD GOALS ALLOWED

Most, season

31	1973
27	1993
	1985
26	1974

Fewest, season

5	1959
6	1976
	1958
7	1954

Most, game

5	at New Orleans (10-25-87)
	at Baltimore (9-25-66)

FIELD GOAL ATTEMPTS

Most, season

45	1973
38	1978
36	1969

Fewest, season

11	1954
12	1959
16	1953

Most, game

7	vs. New Orleans (10-25-87)
6	vs. Atlanta (10-7-73)
	vs. Kansas City (12-6-71)

FIRST DOWNS

TOTAL ALLOWED

Most, season

341	1980
326	1979
304	1963

Fewest, season

167	1952
188	1951
198	1960
*170	1982 (9 games)

Most, game

31	vs. Dallas (11-10-63)
	at Minnesota (10-15-61)
	vs. Baltimore (12-13-53)
30	at N.Y. Jets (9-21-80)
	at Washington (11-12-67)

Fewest, game

2	vs. New Orleans (10-21-73)
4	at Detroit (10-12-52)
5	at Baltimore (10-13-63)

RUSHING ALLOWED

Most, season

137	1980
136	1979
132	1955

Fewest, season

74	1954
76	1989
77	1990
*71	1982 (9 games)

Most, game

19	at Green Bay (10-11-59)
18	at Baltimore (11-22-59)
	at Chicago (10-14-56)
17	vs. Green Bay (12-13-59)

Fewest, game

0	vs. L.A. Rams (12-6-64)
	at Baltimore (10-13-63)
1	at Chicago (12-3-67)
	vs. Baltimore (12-18-60)

PASSING ALLOWED

Most, season

185	1980
183	1985
181	1983



The Record Book

Fewest, season

76	1952
81	1950
84	1951

Most, game

25	at N.Y. Jets (9-21-80)
23	vs. Dallas (11-10-63)

Fewest, game

0	vs. New Orleans (10-21-73)
	vs. L.A. Rams (10-10-71)
1	at Green Bay (Milw.) (11-24-63)
	at Detroit (10-6-63)
	vs. L.A. Rams (10-7-56)

BY PENALTY

Most, season

37	1978
30	1979
28	1984

Fewest, season

9	1960
	1956
10	1952
11	1954
	*1982 (9 games)

Most, game

6	vs. Detroit (10-23-77)
	at Washington (11-12-67)
5	vs. L.A. Rams (12-6-64)
	vs. St. Louis (9-27-64)

NET YARDS

(rushing and passing)

YARDS ALLOWED

Most, season

5,969	1980 (2,218 rushing, 3,751 passing)
5,447	1963 (2,076 rushing, 3,371 passing)
5,393	1979 (2,213 rushing, 3,180 passing)

Fewest, season

3,425	1950 (1,548 rushing, 1,877 passing)
3,458	1977 (1,869 rushing, 1,589 passing)
3,479	1960 (1,700 rushing, 1,779 passing)
*3,035	1982 (9 games) (1,199 rushing, 1,836 passing)

Most, game

584	at Chicago (12-12-65) (183 rushing, 401 passing)
577	vs. L.A. Rams (11-9-58) (324 rushing, 253 passing)

Fewest, game

44	vs. Atlanta (10-23-76) (83 rushing, -39 passing)
61	at Detroit (10-6-63) (71 rushing, -10 passing)
65	at Detroit (10-12-52) (40 rushing, 25 passing)

RUSHING

ATTEMPTS ALLOWED

Most, season

649	1978
556	1980
551	1977

Fewest, season

348	1954
350	1959
351	1992
*303	1982 (9 games)

Most, game

62	vs. Chicago (9-24-50)
60	at Baltimore (11-22-59)

Fewest, game

8	vs. Detroit (10-20-91)
11	at N.Y. Jets (9-21-80)
12	at Philadelphia (10-15-67)

YARDS ALLOWED

Most, season

2,365	1978
2,241	1962
2,218	1980

Fewest, season

1,258	1990
1,371	1954
1,383	1989

Most, game

324	at L.A. Rams (11-9-58)
-----	------------------------

Fewest, game

7	at New Orleans (10-1-72)
13	vs. N.Y. Giants (12-1-86)
15	vs. L.A. Rams (12-6-64)

AVERAGE ALLOWED

Highest, season

5.4	1958 (380-2,038)
4.8	1962 (464-2,241)
4.6	1956 (481-2,192)

Lowest, season

3.4	1977 (551-1,869)
	1970 (525-1,799)
3.5	1975 (519-1,814)
	1964 (442-1,560)
3.6	1990 (353-1,258)
	1988 (441-1,588)
	1978 (649-2,365)

Highest, game

8.5	at Denver (10-25-70), (33-280)
8.3	at L.A. Rams (11-9-58), (39-324)

Fewest, game

0.4	at New Orleans (10-1-72), (16-7)
0.9	at Minnesota (12-14-69), (14-12)
1.4	at N.Y. Giants (11-17-63), (21-30)

TOUCHDOWNS ALLOWED

Most, season

27	1955
26	1965
25	1956

Fewest, season

4	1971
5	1992
6	1993

Most, game

6	at Chicago (12-12-65)
5	vs. Detroit (10-29-67)
4	at Green Bay (10-23-60)
	at Baltimore (11-22-59)

PASSING

ATTEMPTS ALLOWED

Most, season

621	1985
604	1986
564	1993
	1989

Fewest, season

270	1977
279	1956
280	1959
*278	1982 (9 games)

Most, game

60	at N.Y. Jets (9-21-80)
58	at Miami (9-28-86)
	at Washington (12-1-85)
57	at Green Bay (Milw.) (10-26-86)

Fewest, game

6	at N.Y. Giants (10-16-77)
8	vs. New Orleans (11-27-77)
	vs. L.A. Rams (11-21-76)
9	at Chicago (10-16-60)

COMPLETIONS ALLOWED

Most, season

346	1985
327	1980
324	1986

Fewest, season

135	1959
139	1977
140	1960

Most, game

42	at N.Y. Jets (11-21-80)
37	at Atlanta (10-6-85)
35	at L.A. Rams (10-27-86)
	at Miami (9-28-86)

Fewest, game

2	at N.Y. Giants (10-16-77), 6 attempts
	vs. L.A. Rams (10-10-71), 12 attempts

3 vs. Detroit (11-2-69), 14 attempts

4 vs. Minnesota (12-14-69), 10 attempts
at Chicago (10-16-60), 9 attempts
at Chicago (11-19-50), 21 attempts

OPPONENTS' COMPLETION PCT.

Highest, season

66.1	1980
61.2	1983
59.4	1979

Lowest, season

44.2	1952
44.6	1971
44.7	1951

Highest, game (15+ attempts)

88.9 vs. L.A. Rams (11-7-54), 16-18

Lowest, game (10+ attempts)

16.7	vs. L.A. Rams (10-20-71), 2-12
19.0	at Chicago (11-19-50), 4-21
21.4	vs. Detroit (11-2-69), 3-14

YARDS ALLOWED

Most, season

3,751	1980
3,508	1985
3,371	1963

Fewest, season

1,589	1977
1,638	1952
1,776	1976

Most, game

450	vs. San Diego (12-11-82)
419	vs. Dallas (11-10-63)
413	at N.Y. Jets (9-21-80)

Fewest, game

-39	vs. Atlanta (10-23-76)
-18	vs. L.A. Rams (10-10-71)
1	vs. Detroit (11-2-69)

AVERAGE GAIN PER ATTEMPT

Highest, season

8.00	1980
7.79	1962
7.73	1979

Lowest, season

4.08	1976
5.27	1953
5.34	1975

Highest, game

17.3	at L.A. Rams (10-20-74)
16.7	vs. Chicago (11-19-61)

TD PASSES ALLOWED

Most, season

29	1980
27	1963
26	1965



Fewest, season

10	1955
11	1985
	1960
13	1987
	1976
	1956

Most, game

5	vs. L.A. Rams (10-23-83)
	vs. San Diego (12-11-82)
	at N.Y. Giants (11-17-63)
	at L.A. Rams (11-9-58)
4	Many times

INTERCEPTIONS

Most, season

39	1986
33	1951
27	1981

Fewest, season

8	1977
9	1976
11	1975
*9	1982 (9 games)

Most, game

7	at Tampa Bay (9-7-86)
6	at Chicago (10-17-54)
	vs. L.A. Rams (10-28-51)
5	Many times (Last—vs. New Orleans, 9-16-84)

YARDS RETURNED

Most, season

578	1986
455	1964
448	1981

Fewest, season

88	1988
93	1976
97	1965

Most, game

137	vs. L.A. Rams (10-28-51)
-----	--------------------------

TOUCHDOWNS

Most, season

5	1986
4	1991
3	1993, 1972, 1968, 1966

PUNTING

PUNTS ALLOWED

Most, season

107	1976
92	1985
91	1986

Fewest, season

42	1956
47	1957
49	1958

Most, game

12	vs. Detroit (10-23-77)
	vs. L.A. Rams (11-21-76)
11	vs. New Orleans (10-3-73)
10	vs. New Orleans (10-17-76)
	at Atlanta (10-29-72)

Fewest, game

0	vs. Buffalo (9-13-92)
1	vs. New England (10-22-89)
	vs. L.A. Rams (9-30-73)

YARDS ALLOWED

Most, season

4,327	1976
3,765	1986
3,644	1985

Fewest, season

1,709	1956
1,895	1957
1,995	1958

Most, game

461	at Atlanta (10-29-72)
435	vs. Detroit (10-23-77)
433	vs. L.A. Rams (11-21-76)

Fewest, game

23	at Baltimore (10-1-67)
35	vs. New England (10-22-89)

AVERAGE ALLOWED

Highest, season

45.7	1964
44.9	1962
44.0	1967
	1961

Lowest, season

37.5	1977
38.1	1979
38.2	1980

Highest, game (4+ attempts)

58.5	at Miami (9-28-86), 4-234
53.4	at Chicago (10-30-60), 5-267

Lowest, game (4+ attempts)

23.0	at N.Y. Giants (10-5-87), 5-115
24.9	at New Orleans (9-15-74), 4-99
28.8	at New Orleans (12-17-90), 4-115
	vs. Miami (9-25-77), 4-115

PUNT RETURNS

RETURNS ALLOWED

Most, season

57	1981
52	1976
50	1964
	1963

Fewest, season

15	1993
19	1971
	1951
20	1972
	* 1982 (9 games)

Most, game

9	at Detroit (10-6-63)
8	vs. L.A. Rams (10-25-81)
	vs. Atlanta (10-23-76)
7	at Chicago (10-17-54)

Fewest, game

0	Many times (Last—at Detroit 12-19-93)
---	---------------------------------------

YARDS ALLOWED

Most, season

664	1981
587	1963
530	1980

Fewest, season

44	1971
70	1972
108	1953

Most, game

231	at Detroit (10-6-63)
166	vs. L.A. Rams (10-25-81)
134	at Chicago (12-12-65)

AVERAGE RETURN ALLOWED

Highest, season

13.0	1952
12.4	1965
11.7	1963

Lowest, season

2.3	1971
3.5	1972
	1956
3.6	1958

TOUCHDOWNS ALLOWED

Most, season

2	1964
	1963
	1961

Most, game

1	Many times (Last—at Detroit, 10-20-85)
---	--

KICKOFF RETURNS

RETURNS ALLOWED

Most, season

78	1984
	1983
76	1989
	1987
73	1988

Fewest, season

37	1964
	1963
	1955
38	1960
39	1959

Most, game

9	vs. Chicago (12-23-91)
	at New Orleans (10-1-72)
8	vs. Atlanta (10-18-92)
	vs. Minnesota (12-8-84)

Fewest, game

0	Many times
---	------------

YARDS ALLOWED

Most, season

1,675	1983
1,598	1987
	1986
1,530	1972

Fewest, season

739	1958
769	1960
816	1963

Most, game

260	at Dallas (11-11-65)
208	at Chicago (11-14-72)
194	vs. Minnesota (12-8-84)

Fewest, game

0	Many times
---	------------

AVERAGE ALLOWED

Highest, season

27.6	1969
25.2	1965
24.8	1950

Lowest, season

17.6	1958
18.7	1988
18.9	1989

TOUCHDOWNS ALLOWED

Most, season/game

1	Many times (Last—vs. Atlanta, 10-13-91)
---	---

PENALTIES

OPPONENTS PENALTIES

Most, season

154	1978
119	1979
108	1981

Fewest, season

43	1956
44	1959
51	1958
	1954



The Record Book

Most, game

- 17 at Atlanta (11-5-78)
- 15 at Cleveland (11-15-53)

Fewest, game

- 0 at Baltimore (10-26-69)
- at Detroit (12-13-64)
- at Green Bay (12-14-63)
- at Detroit (10-6-63)
- at Cleveland (11-29-59)

OPPONENTS YARDS PENALIZED

Most, season

- 1,301 1978
- 965 1970
- 938 1966

Fewest, season

- 321 1956
- 412 1959
- 426 1954

Most, game

- 165 at Minnesota (10-13-66)
- 125 at Atlanta (11-5-78)
- 124 at Cleveland (11-15-53)

Fewest, game

- 0 at Baltimore (10-26-69)
- at Detroit (12-13-64)
- at Green Bay (12-14-63)
- at Detroit (10-6-63)
- at Cleveland (11-29-59)



Under the direction of coordinator George Seifert, the 49ers defense annually ranked among the NFL's best during the 1980s.

OPPONENTS INDIVIDUAL GAME RECORDS

SCORING

Points

36 Gale Sayers, Chicago (12-12-65)

Touchdowns

6 Gale Sayers, Chicago (12-12-65)

PATs

8 Paige Cothren, L.A. Rams (10-9-58)

PAT Attempts

8 Paige Cothren, L.A. Rams (10-9-58)

Field Goals

5 Morten Andersen, New Orleans
(10-25-87)
Lou Michaels, Baltimore (9-25-66)

Field Goal Attempts

7 Morten Andersen, New Orleans
(10-25-87)

Long Field Goal

54 Jan Stenerud, Kansas City (12-6-71)

RUSHING

Attempts

32 Calvin Hill, Dallas (11-11-74)

Yards

192 Eric Pegram, Atlanta (9-18-93)

Touchdowns

4 Gale Sayers, Chicago (12-12-65)

Long

80t Floyd Little, Denver (10-25-70)

PASSING

Attempts

60 Richard Todd, N.Y. Jets (9-21-80)

Completions

42 Richard Todd, N.Y. Jets (9-21-80)

Yards

460 Don Meredith, Dallas (11-10-63)

Touchdowns

5 Vince Ferragamo, L.A. Rams
(10-23-83)
Dan Fouts, San Diego (12-11-82)

Interceptions

7 Steve DeBerg, Tampa Bay (9-7-86)

Long

96t Tobin Rote to Billy Grimes, Green Bay
(12-10-50)

Times sacked

10 Phil Simms, N.Y. Giants (11-23-80)
James Harris, L.A. Rams (10-11-76)
Bill Munson, L.A. Rams (12-6-64)

RECEIVING

Receptions

17 Clark Gaines, N.Y. Jets (9-21-80)

Yards

214 Harlon Hill, Chicago (10-31-54)

Touchdowns

4 Harlon Hill, Chicago (10-31-54)

Long

96t Tobin Rote to Billy Grimes, Green Bay
(12-10-50)

INTERCEPTIONS

Interceptions

6 Bill Simpson, L.A. Rams (11-20-77)
Gene Howard, L.A. Rams (11-21-71)
Roy Winston, Minnesota (10-25-64)
Donald Doll, Detroit (10-8-50)

Yards

107 Aaron Martin, L.A. Rams
(10-18-64)

Long

101t Tom Pridemore, Atlanta (9-20-81)

PUNTING

Punts

12 Wilbur Summers, Detroit (10-23-77)
Rusty Jackson, L.A. Rams (11-21-76)

Average

58.5 Reggie Roby, Miami (9-28-86), 4-234

Long

90 Don Chandler, Green Bay (10-10-65)

PUNT RETURNS

Returns

7 Roland Lawrence, Atlanta (10-23-76)

Yards

184 Larry Watkins, Detroit (10-6-63)

Long

90t Larry Watkins, Detroit (10-6-63)

KICKOFF RETURNS

Returns

7 Jamie Holland, San Diego (11-27-88)

Yards

208 Ron Smith, Chicago (11-14-72)

Long

101t Mel Gray, New Orleans (9-21-86)



The Record Book

49ERS INDIVIDUAL CAREER STATISTICAL LEADERS (NFL Totals Only, 1950-93)

SCORING

NO	NAME	TOT	R	P	RT	XP	XPA	FG	FGA	TOT
1.	Wershing, Ray (1977-87)	—	—	—	—	409	425	190	261	979
2.	Rice, Jerry (1985-curr.)	124	6	118	0	—	—	—	—	744
3.	Davis, Tommy (1959-69)	—	—	—	—	348	350	130	276	738
4.	Cofer, Mike (1988-)	—	—	—	—	289	297	128	194	673
5.	Soltau, Gordy (1950-58)	25	0	25	0	284	302	70	138	644
6.	Gossett, Bruce (1970-74)	—	—	—	—	163	168	99	153	460
7.	Craig, Roger (1983-90)	66	50	16	0	—	—	—	—	396
8.	Willard, Ken (1965-73)	61	45	16	0	—	—	—	—	366
9.	Washington, Gene (1969-77)	59	0	59	0	—	—	—	—	354
10.	Perry, Joe (1950-60, 63)	57	50	7	0	6	7	1	6	351

PASSING YARDS

NO	NAME	ATT	COMP	PCT	YDS	TDS	INT	LONG
1.	Montana, Joe (1979-92)	4,600	2,929	63.7	35,124	244	123	96T
2.	Brodie, John (1957-73)	4,491	2,469	55.0	31,548	214	224	83T
3.	Tittle, Y.A. (1951-60)	2,194	1,226	55.9	16,016	108	134	78T
4.	Young, Steve (1987-curr.)	1,467	955	65.1	12,683	94	37	97T
5.	DeBerg, Steve (1977-80)	1,201	670	55.8	7,220	37	60	93
6.	Spurrier, Steve (1967-75)	840	441	52.5	5,250	33	48	81T
7.	Albert, Frank (1950-52)	601	316	52.6	3,847	27	43	60
8.	Plunkett, Jim (1976-77)	491	254	51.7	3,285	22	30	85
9.	Bono, Steve (1989-93)	359	220	61.2	2,558	14	7	78
10.	Mira, George (1964-68)	240	112	46.7	1,711	17	14	79T

RUSHING YARDAGE

NO	NAME	ATT	YDS	AVG	TD	LONG
1.	Perry, Joe (1950-60, 63)	1,475	7,344	4.9	50	78T
2.	Craig, Roger (1983-90)	1,686	7,064	4.2	50	71
3.	Willard, Ken (1965-73)	1,582	5,930	3.7	45	69T
4.	Smith, J.D. (1956-64)	1,007	4,370	4.3	37	80T
5.	McElhenny, Hugh (1952-60)	877	4,288	4.9	35	89T
6.	Tyler, Wendell (1983-86)	624	3,112	4.9	16	40
7.	Williams, Delvin (1974-77)	669	2,966	4.4	20	80T
8.	Jackson, Wilbur (1974-79)	745	2,955	3.9	10	80
9.	Young, Steve (1987-curr.)	318	2,014	6.3	14	49T
10.	Watters, Ricky (1992-curr.)	414	1,963	4.7	19	43

CAREER RECEPTIONS

NO	NAME	REC	YDS	AVG	TD	LONG
1.	Rice, Jerry (1985-curr.)	708	11,776	16.6	118	96t
2.	Craig, Roger (1983-90)	508	4,442	8.7	16	73
3.	Clark, Dwight (1979-87)	506	6,750	13.3	48	80t
4.	Wilson, Billy (1951-60)	407	5,902	14.5	49	77t
5.	Washington, Gene (1969-77)	371	6,664	17.9	59	79t
6.	Solomon, Freddie (1978-85)	310	4,873	15.7	43	93t
7.	Rathman, Tom (1986-)	294	2,490	8.5	8	36
8.	Taylor, John (1987-)	277	4,680	16.9	36	97t
	Casey, Bernie (1961-66)	277	4,008	14.5	27	68t
10.	Willard, Ken (1965-73)	273	2,156	7.9	16	62

INTERCEPTIONS

NO	NAME	INT	YDS	AVG	TD	LONG
1.	Lott, Ronnie (1981-90)	51	643	12.6	5	83T
2.	Johnson, Jim (1961-76)	47	615	13.1	2	63
3.	Alexander, Kermit (1963-69)	36	499	13.9	1	66T
4.	Hicks, Dwight (1979-85)	30	586	19.5	3	72
5.	Wagner, Lowell (1950-53, 55)	25	331	13.2	0	40
6.	Berry, Rex (1951-56)	22	404	18.4	3	44T
	Griffin, Don (1986-93)	22	49	2.2	0	23
	Baker, Dave (1959-61)	21	294	14.0	0	40
9.	Moegle, Dick (1955-59)	20	232	11.6	1	40
10.	Wright, Eric (1981-90)	18	256	14.2	2	60T
	Taylor, Bruce (1970-77)	18	201	11.2	0	70

PUNT RETURN YARDAGE

NO	NAME	RTN	YDS	AVE	TD	LONG
1.	McLemore, Dana (1982-87)	142	1,531	10.8	4	93T
2.	Taylor, John (1987-curr.)	138	1,461	10.6	2	95T
3.	Taylor, Bruce (1970-77)	142	1,323	9.3	0	76
4.	McGill, Ralph (1972-76)	105	964	9.2	1	54
5.	Woodson, Abe (1958-64)	105	949	9.0	2	85T
6.	Solomon, Freddie (1978-85)	106	804	7.6	2	57T
7.	Alexander, Kermit (1963-69)	120	782	6.5	2	70T
8.	Arenas, Joe (1951-57)	124	774	6.2	1	67T
9.	Griffin, Don (1986-93)	74	667	9.0	1	76T
10.	McElhenny, Hugh (1952-60)	99	648	6.5	1	94T



The Record Book

YARDS FROM SCRIMMAGE

(Combined Rushing/Receiving)

NO	NAME	TOTAL YARDS	RUSHING	RECEIVING
1.	Rice, Jerry (1985-curr.)	12,194	418	11,776
2.	Craig, Roger (1983-90)	11,506	7,064	4,442
3.	Perry, Joe (1950-60, 63)	8,624	7,344	1,280
4.	Willard, Ken (1965-73)	8,086	5,930	2,156
5.	McElhenny, Hugh (1952-60)	6,954	4,069	2,666
6.	Clark, Dwight (1979-87)	6,800	50	6,750
7.	Washington, Gene (1969-77)	6,667	3	6,664
8.	Wilson, Billy (1951-60)	5,902	0	5,902
9.	Smith, J.D. (1956-64)	5,479	4,370	1,109
10.	Solomon, Freddie (1978-85)	5,141	268	4,873

PUNTING YARDAGE

NO	NAME	PUNTS	YARDS	AVG	LONG
1.	Davis, Tommy (1959-69)	511	22,841	44.7	82
2.	Wittum, Tom (1973-77)	380	15,494	40.8	68
3.	Ruanger, Max (1984-88)	281	11,370	40.5	62
4.	Spurrier, Steve (1967-75)	230	8,882	38.6	61
5.	Miller, Jim (1980-82)	214	8,686	40.6	80
6.	Helton, Barry (1988-90)	202	7,832	38.8	56
7.	Albert, Frankie (1946-52)	139	5,828	41.9	70
8.	McCann, Jim (1971-72)	113	4,439	39.3	63
9.	Wilmsmeyer, Klaus (1992-curr.)	91	3,636	40.0	61
10.	Connell, Mike (1978)	96	3,583	37.3	59

KICKOFF RETURN YARDAGE

NO	NAME	RET	YARDS	AVG	TD	LONG
1.	Woodson, Abe (1958-64)	166	4,873	29.4	5	105t
2.	Arenas, Joe (1951-57)	139	3,798	27.3	1	96
3.	Alexander, Kermit (1963-69)	137	3,271	23.9	0	56
4.	Washington, Vic (1971-73)	84	2,178	25.9	1	98t
5.	Carter, Dexter (1990-)	105	2,171	20.7	1	98t
6.	Owens, James (1979-80)	72	1,728	24.0	2	101t
7.	Monroe, Carl (1983-87)	76	1,660	21.8	1	95t
8.	Cunningham, Doug (1967-73)	68	1,613	23.7	0	94
9.	McElhenny, Hugh (1952-60)	65	1,494	23.0	0	55
10.	Hofer, Paul (1976-81)	68	1,466	21.6	0	48

49ERS YEARLY STATISTICAL LEADERS

RUSHING

Year	Player	Att.	Yds.	Avg.	Long	TD	NFL/NFC Rank
1946	Standlee, Norm	134	683	5.1	—	2	—
1947	Strzykalski, John	143	906	6.3	50	5	—
1948	Strzykalski, John	141	915	6.5	—	4	—
1949	Perry, Joe	115	783	6.8	59	8	—
1950	Perry, Joe	124	647	5.2	78 t	5	5
1951	Perry, Joe	136	677	5.0	58 t	3	5
1952	Perry, Joe	158	725	4.6	78 t	8	3
1953	Perry, Joe	192	1,018	5.3	51 t	10	1
1954	Perry, Joe	173	1,049	6.1	58	8	1
1955	Perry, Joe	156	701	4.5	42	2	5
1956	McElhenny, Hugh	185	916	5.0	86 t	8	3
1957	McElhenny, Hugh	102	478	4.7	61	1	15
1958	Perry, Joe	125	758	6.1	73 t	4	3
1959	Smith, J.D.	207	1,036	5.0	73 t	10	2
1960	Smith, J.D.	174	780	4.5	41	5	5
1961	Smith, J.D.	167	823	4.9	33	8	5
1962	Smith, J.D.	258	907	3.5	28	6	6
1963	Smith, J.D.	162	560	3.5	52 t	5	13
1964	Kopay, Dave	75	271	3.6	18	0	32
1965	Willard, Ken	189	778	4.1	32	5	4
1966	Willard, Ken	191	763	4.0	49	5	5
1967	Willard, Ken	169	510	3.0	20	5	17
1968	Willard, Ken	227	967	4.3	69 t	7	2
1969	Willard, Ken	171	557	3.3	18	7	13
1970	Willard, Ken	236	789	3.3	20	7	9/6
1971	Willard, Ken	216	855	4.0	49	4	15/9
1972	Washington, Vic	141	468	3.3	33	3	42/20
1973	Washington, Vic	151	534	3.5	25	8	32/15
1974	Jackson, Wilbur	174	705	4.1	64	0	17/8
1975	Williams, Delvin	117	631	5.4	52	3	21/13
1976	Williams, Delvin	248	1,203	4.9	80 t	7	3/2
1977	Williams, Delvin	268	931	3.5	40	7	10/5
1978	Simpson, O.J.	161	593	3.7	34	1	39/19
1979	Hofer, Paul	123	615	5.0	47	7	33/17
1980	Cooper, Earl	171	720	4.2	47	5	23/12
1981	Patton, Ricky	152	543	3.6	28	4	35/16
1982	Moore, Jeff	85	281	3.3	19	4	37/16
1983	Tyler, Wendell	176	856	4.9	39	4	19/10
1984	Tyler, Wendell	246	1,262	5.1	40	7	5/5
1985	Craig, Roger	214	1,050	4.9	62 t	9	13/8
1986	Craig, Roger	204	830	4.1	25	7	13/8
1987	Craig, Roger	215	815	3.8	25	3	8/5
1988	Craig, Roger	310	1,502	4.8	46 t	9	3/2
1989	Craig, Roger	271	1,054	3.9	27	6	10/5
1990	Carter, Dexter	114	460	4.0	74 t	1	39/19
1991	Henderson, Keith	137	561	4.1	25	2	30/11
1992	Watters, Ricky	206	1,013	4.9	43	9	13/8
1993	Watters, Ricky	208	950	4.6	39	10	12/8

PASSING

Year	Player	Att.	Comp.	Pct.	Yds.	TD	Int.	Rating	NFL/NFC Rank
1946	Albert, Frank	197	104	52.9	1,404	14	14	—	—
1947	Albert, Frank	242	128	52.9	1,692	18	15	—	—
1948	Albert, Frank	264	154	58.3	1,990	29	10	—	—
1949	Albert, Frank	260	129	49.6	1,862	27	16	—	—



The Record Book

1950	Albert, Frank	306	155	50.7	1,767	14	23	52.6	8
1951	Albert, Frank	166	90	50.7	1,116	5	10	60.2	8
1952	Tittle, Y.A.	208	106	51.0	1,407	11	12	66.4	5
1953	Tittle, Y.A.	259	149	57.5	2,121	20	16	84.0	3
1954	Tittle, Y.A.	295	170	57.6	2,205	9	9	78.4	7
1955	Tittle, Y.A.	287	147	51.2	2,185	17	28	56.5	4
1956	Tittle, Y.A.	218	124	56.9	1,641	7	12	68.5	7
1957	Tittle, Y.A.	279	176	63.1	2,157	13	15	79.6	6
1958	Tittle, Y.A.	208	120	57.7	1,467	9	15	59.1	3
1959	Tittle, Y.A.	199	102	51.3	1,331	10	15	58.2	4
1960	Brodie, John	207	103	49.8	1,111	6	9	57.8	5
1961	Brodie, John	283	155	54.8	2,588	14	12	84.5	4
1962	Brodie, John	304	175	57.6	2,272	18	16	78.1	6
1963	McHan, Lamar	195	83	42.3	1,243	8	11	54.3	15
1964	Brodie, John	392	193	49.2	2,498	14	16	64.3	12
1965	Brodie, John	391	242	61.9	3,112	30	16	95.2	3
1966	Brodie, John	427	232	54.3	2,810	16	22	65.5	8
1967	Brodie, John	349	168	48.1	2,013	11	16	57.5	11
1968	Brodie, John	404	234	57.9	3,020	22	21	77.9	3
1969	Brodie, John	347	194	55.9	2,405	16	15	74.9	7
1970	Brodie, John	378	223	59.0	2,941	24	10	93.9	1/1
1971	Brodie, John	387	208	53.7	2,642	18	24	64.7	12/6
1972	Spurrier, Steve	269	147	54.6	1,983	18	16	76.2	8/5
1973	Spurrier, Steve	157	83	52.9	882	4	7	59.2	21/13
1974	Owen, Tom	184	88	47.8	1,327	10	15	54.8	25/11
1975	Snead, Norm	189	108	57.1	1,337	9	10	77.2	11/5
1976	Plunkett, Jim	243	126	51.9	1,592	13	16	62.8	17/8
1977	Plunkett, Jim	248	128	51.6	1,693	9	14	62.1	17/8
1978	DeBerg, Steve	302	137	45.4	1,570	8	22	39.8	28/17
1979	DeBerg, Steve	578	347	60.0	3,652	17	21	70.3	13/5
1980	Montana, Joe	273	176	64.5	1,795	15	9	87.8	5/4
1981	Montana, Joe	488	311	63.7	3,565	19	12	88.2	4/1
1982	Montana, Joe	346	213	61.6	2,613	17	11	87.9	5/3
1983	Montana, Joe	515	332	64.5	3,910	26	12	94.6	5/3
1984	Montana, Joe	432	279	64.6	3,630	28	10	102.9	2/1
1985	Montana, Joe	494	303	61.3	3,653	27	13	91.3	3/1
1986	Montana, Joe	307	191	62.2	2,236	8	9	80.7	9/2
1987	Montana, Joe	398	266	66.8	3,054	31	13	102.1	1/1
1988	Montana, Joe	397	238	59.9	2,981	18	10	87.9	6/3
1989	Montana, Joe	386	271	70.2	3,521	26	8	112.4	1/1
1990	Montana, Joe	520	321	61.7	3,944	26	16	89.0	7/3
1991	Young, Steve	279	180	64.5	2,517	17	8	101.8	1/1
1992	Young, Steve	402	268	66.7	3,465	25	7	107.0	1/1
1993	Young, Steve	462	314	68.0	4,023	29	16	101.5	1/1

RECEIVING (Based on Number of Catches)

Year	Player	No.	Yds.	Avg.	Long	TD	NFL/NFC Rank
1946	Beals, Alyn	40	586	14.7	—	10	—
1947	Beals, Alyn	47	655	13.9	54	10	—
1948	Beals, Alyn	46	591	12.8	—	14	—
1949	Beals, Alyn	44	678	15.4	—	12	—
1950	Loyd, Alex	32	402	12.6	38	0	18
1951	Soltau, Gordy	59	826	14.0	48†	7	2
1952	Soltau, Gordy	55	774	14.1	49†	7	4
1953	Wilson, Billy	51	840	16.5	61†	10	6
1954	Wilson, Billy	60	830	13.8	43	5	1
1955	Wilson, Billy	53	831	15.7	72†	7	2
1956	Wilson, Billy	60	889	14.8	77†	5	1
1957	Wilson, Billy	52	757	14.6	40	6	1
1958	Conner, Clyde	49	512	10.4	26	5	5

The Record Book



1959	Wilson, Billy	44	540	12.3	57t	4	6
1960	Conner, Clyde	38	531	14.0	65t	2	1
1961	Owens, R.C.	55	1,032	18.8	54	5	7
1962	Casey, Bernie	53	819	15.5	48t	6	11
1963	Casey, Bernie	47	762	16.2	68t	7	14
1964	Casey, Bernie	58	808	13.9	63t	4	6
1965	Parks, Dave	80	1,344	16.8	53t	12	1
1966	Parks, Dave	66	974	14.8	65t	5	3
1967	Witcher, Dick	46	705	15.3	63t	3	17
1968	McNeil, Clifton	71	994	14.0	65t	7	1
1969	Washington, Gene	51	711	13.9	52	3	10
	Cunningham, Doug, RB	51	484	9.5	58	0	11
1970	Washington, Gene	53	1,100	20.8	79t	12	4/3
1971	Kwalick, Ted	52	664	12.8	42t	5	4/2
1972	Washington, Gene	46	978	20.0	62t	12	13/7
1973	Kwalick, Ted	47	729	15.5	48	5	10/6
1974	Schreiber, Larry, RB	30	217	7.2	16	1	60/36
1975	Washington, Gene	44	735	16.7	68t	9	31/10
1976	Washington, Gene	33	457	13.8	55t	6	52/25
	Jackson, Wilbur, RB	33	324	9.8	32	1	53/27
1977	Washington, Gene	32	638	19.9	47t	5	52/22
1978	Solomon, Freddie	31	458	14.8	58	2	83/42
1979	Hofer, Paul, RB	58	662	11.4	44	2	17/7
1980	Cooper, Earl, RB	83	567	6.8	66t	4	2/1
1981	Clark, Dwight	85	1,105	13.0	78t	4	2/1
1982	Clark, Dwight	60	913	15.2	51	5	1/1
1983	Clark, Dwight	70	840	12.0	46t	8	11/5
1984	Craig, Roger, RB	71	675	9.5	64t	3	11/6
1985	Craig Roger, RB	92	1,016	11.0	73	6	1/1
1986	Rice, Jerry	86	1,570	18.3	66t	15	2/1
1987	Craig, Roger, RB	66	492	7.5	35t	1	3/2
1988	Craig, Roger, RB	76	534	7.0	22	1	7/5
1989	Rice, Jerry	82	1,483	18.1	68t	17	5/4
1990	Rice, Jerry	100	1,502	15.0	64t	13	1/1
1991	Rice, Jerry	80	1,206	15.1	73t	14	5/3
1992	Rice, Jerry	84	1,201	14.3	80t	10	5/3
1993	Rice, Jerry	98	1,503	15.3	80t	15	2/2

PUNTING (BASED ON AVERAGE)

Year	Player	No.	Avg.	Long	Had Blocked	NFL/NFC Rank
1946	Albert, Frank	54	41.0	73	0	—
1947	Albert, Frank	40	44.0	69	1	—
1948	Albert, Frank	35	44.8	82	0	—
1949	Albert, Frank	31	48.2	72	0	—
1950	Lillywhite, Verl	26	39.1	57	1	11
1951	Albert, Frank	34	44.3	66	0	2
1952	Albert, Frank	68	42.6	70	0	5
1953	Powers, Jim	42	40.6	55	1	8
1954	Brown, Hardy	10	38.4	58	0	11
1955	Luna, Bob	63	40.6	63	3	8
1956	Jessup, Bill	14	40.2	63	0	16
1957	Barnes, Larry	19	47.1	86	0	13
1958	Atkins, Bill	25	39.3	51	0	11
1959	Davis, Tommy	59	45.7	71	0	3
1960	Davis, Tommy	62	44.1	74	0	3
1961	Davis, Tommy	50	45.4	67	0	3
1962	Davis, Tommy	48	45.6	82	0	1
1963	Davis, Tommy	73	45.4	64	2	4
1964	Davis, Tommy	79	45.6	68	0	4
1965	Davis, Tommy	54	45.8	65	0	2



The Record Book

1966	Davis, Tommy	63	41.4	60	0	6
1967	Spurrier, Steve	73	37.6	61	1	12
1968	Spurrier, Steve	68	39.0	54	0	12
1969	Davis, Tommy	23	41.5	55	0	17
1970	Spurrier, Steve	75	38.4	58	0	14/11
1971	McCann, Jim	49	38.7	54	1	25/12
1972	McCann, Jim	64	39.7	63	1	21/10
1973	Wittum, Tom	79	43.7	62	0	4/1
1974	Wittum, Tom	68	41.2	67	1	4/2
1975	Wittum, Tom	67	41.9	64	3	3/2
1976	Wittum, Tom	89	40.8	64	3	3/2
1977	Wittum, Tom	77	36.4	54	3	26/13
1978	Connell, Mike	96	37.3	59	1	21/10
1979	Melville, Dan	71	37.0	53	1	25/14
1980	Miller, Jim	77	40.9	65	0	10/5
1981	Miller, Jim	93	41.5	65	0	15/6
1982	Miller, Jim	44	38.1	80	1 *	25/13
1983	Orosz, Tom	65	39.3	61	1 *	25/11
1984	Runager, Max	56	41.8	59	1	17/17
1985	Runager, Max	86	39.8	57	1 *	26/13
1986	Runager, Max	83	41.6	62	2	10/6
1987	Runager, Max	55	39.2	56	1	22/11
1988	Helton, Barry	78	39.3	53	1	21/11
1989	Helton, Barry	55	40.5	56	1	12/8
1990	Helton, Barry	69	36.8	56	1	28/1
1991	Prokop, Joe	40	38.5	58	0	27/13
1992	Wilmsmeyer, Klaus	49	39.1	58	0	26/14
1993	Wilmsmeyer, Klaus	42	40.9	61	0	23/11

SCORING

Year	Player	TD	PAT	FG	Points	NFL/NFC Rank
1946	Beals, Alyn	10	1	0	61	—
1947	Beals, Alyn	10	0	0	60	—
1948	Beals, Alyn	14	0	0	84	—
1949	Beals, Alyn	12	1	0	73	—
1950	Soltau, Gordy	1	26	4	44	22
1951	Soltau, Gordy	7	30	6	90	5
1952	Soltau, Gordy	7	34	6	94	—
1953	Soltau, Gordy	6	48	40	114	1
1954	Soltau, Gordy	2	31	11	76	4
1955	Soltau, Gordy	1	27	3	42	24
	Wilson, Billy	7	0	0	42	25
1956	Soltau, Gordy	1	26	13	71	6
1957	Soltau, Gordy	0	33	9	60	9
1958	Soltau, Gordy	0	29	8	53	20
1959	Davis, Tommy	0	31	12	67	9
1960	Davis, Tommy	0	21	12	67	9
1961	Davis, Tommy	0	44	12	80	8
1962	Davis, Tommy	0	36	10	66	16
1963	Davis, Tommy	0	24	10	54	21
1964	Davis, Tommy	0	30	8	54	24
1965	Davis, Tommy	0	52	17	103	4
1966	Davis, Tommy	0	38	16	86	12
1967	Davis, Tommy	0	33	14	75	10
1968	Davis, Tommy	0	26	9	53	19
1969	Willard, Ken	10	0	0	60	21
1970	Gossett, Bruce	0	39	21	102	6/4
1971	Gossett, Bruce	0	32	23	101	5/3
1972	Gossett, Bruce	0	41	18	95	13/7
1973	Gossett, Bruce	0	26	26	104	7/4
1974	Gossett, Bruce	0	25	11	58	25/8
1975	Mike-Mayer, Steve	0	27	14	69	22/9
1976	Mike-Mayer, Steve	0	26	16	74	25/9

The Record Book



Year	Player	TD	PAT	FG	Points	NFL/NFC Rank
1977	Williams, Delvin	9	0	0	54	14/10
1978	Wersching, Ray	0	24	15	69	22/9
1979	Wersching, Ray	0	32	20	92	12/5
1980	Wersching, Ray	0	33	15	78	18/10
1981	Wersching, Ray	0	30	17	81	22/13
1982	Wersching, Ray	0	23	12	59	9/4
1983	Wersching, Ray	0	51	25	126	3/3
1984	Wersching, Ray	0	56	25	131	1/1
1985	Wersching, Ray	0	52	13	91	21/11
1986	Wersching, Ray	0	41	25	116	3/3
1987	Rice, Jerry	23	0	0	128	1/1
1988	Cofer, Mike	0	40	27	121	2/1
1989	Cofer, Mike	0	49	29	136	1/1
1990	Cofer, Mike	0	39	24	111	4/3
1991	Cofer, Mike	0	49	14	91	17/8
1992	Cofer, Mike	0	53	18	107	8/4
1993	Cofer, Mike	0	59	16	107	11/6

KICKOFF RETURNS

Year	Player	No.	Yds.	Avg.	Long	TD	NFL/NFC Rank
1946	Eshmont, Len*	10	264	26.4	—	0	—
1947	Eshmont, Len*	9	177	19.7	—	0	—
1948	Hall, Forrest	13	369	28.4	—	0	3
1949	Perry, Joe	14	337	24.1	—	0	5
1950	Cathcart, Sam	14	329	23.9	62	0	20
1951	Arenas, Joe	21	542	25.8	49	0	8
1952	McElhenny, Hugh	18	396	22.0	40	0	16
1953	Arenas, Joe	16	551	34.4	82	0	1
1954	Arenas, Joe	16	362	22.6	41	0	11
1955	Arenas, Joe	24	594	24.8	42	0	7
1956	Arenas, Joe	27	801	29.7	96t	1	2
1957	Arenas, Joe	24	657	27.4	64	0	2
1958	Smith, J.D.	15	356	23.7	39	0	8
1959	Lyles, Lenny	25	565	22.6	46	0	10
1960	Lyles, Lenny	17	526	30.9	97t	1	2
1961	Woodson, Abe	27	782	29.0	98t	1	3
1962	Woodson, Abe	37	1,157	31.3	79	0	1
1963	Woodson, Abe	29	935	32.2	103t	3	1
1964	Woodson, Abe	32	880	27.5	70	0	4
1965	Alexander, Kermit	32	741	23.2	46	0	20
1966	Alexander, Kermit	37	984	26.6	56	0	7
1967	Cunningham, Doug	31	826	26.6	94	0	5
1968	Alexander, Kermit	20	360	18.0	35	0	24
1969	Smith, Noland	14	310	22.1	60	0	—
1970	Smith, Noland	14	315	22.5	60	0	16
1971	Washington, Vic.	33	858	26.0	74	0	12/8
1972	Washington, Vic.	27	771	28.6	98t	1	4/3
1973	Washington, Vic.	24	549	22.9	38	0	26/10
1974	Holmes, Mike	25	612	24.5	57	0	15/6
1975	Moore, Manfred	26	650	25.0	52	0	10/5
1976	Leonard, Anthony	26	553	21.3	39	0	29/13
1977	Hofer, Paul	36	871	24.2	48	0	12/7
1978	Williams, Dave	34	745	21.9	89t	1	23/8
1979	Owens, James	41	1,002	24.4	85t	1	5/3
1980	Owens, James	31	726	23.4	101t	1	4/3
1981	Lawrence, Amos	17	437	25.7	92t	1	3/2
1982	McLemore, Dana	16	353	22.1	45	0	18/9
1983	McLemore, Dana	30	576	19.2	39	0	30/14
1984	Monroe, Carl	27	561	20.8	44	0	19/9
1985	Monroe, Carl	28	717	25.6	95t	1	4/3



The Record Book

1986	Crawford, Derrick	15	280	18.7	34	0	—
1987	Rodgers, Del*	17	358	21.1	50	0	—1988
DuBose, Doug	32	608	19.0	44	0	27/11	
1989	Flagler, Terrence	32	643	20.1	41	0	18/11
1990	Carter, Dexter	41	783	19.1	35	0	21/11
1991	Carter, Dexter	37	839	22.7	98†	1	5/3
1992	Logan, Marc	22	478	21.7	82	0	9/6
1993	Carter, Dexter	25	494	19.8	60	0	18/11

* Insufficient returns to qualify for NFL rankings.

FIELD GOALS

Year	Player	Att.	Made	Pct.	Long	NFL/NFC Rank
1946	Vetrano, Joe	7	4	.571	—	—
1947	Vetrano, Joe	8	4	.500	30	—
1948	Vetrano, Joe	8	5	.625	47	—
1949	Vetrano, Joe	4	3	.750	—	—
1950	Soltau, Gordy	7	4	.571	26	9
1951	Soltau, Gordy	18	6	.333	42	10
1952	Soltau, Gordy	12	6	.500	31	6
1953	Soltau, Gordy	15	10	.667	39	4
1954	Soltau, Gordy	18	11	.611	37	4
1955	Soltau, Gordy	12	3	.250	28	10
1956	Soltau, Gordy	20	13	.650	40	2
1957	Soltau, Gordy	15	9	.600	37	7
1958	Soltau, Gordy	21	8	.381	39	8
1959	Davis, Tommy	26	12	.462	43	2
1960	Davis, Tommy	32	19	.594	40	1
1961	Davis, Tommy	22	12	.545	46	9
1962	Davis, Tommy	23	10	.435	42	10
1963	Davis, Tommy	31	10	.645	46	10
1964	Davis, Tommy	25	8	.320	53*	4
1965	Davis, Tommy	27	17	.630	53*	4
1966	Davis, Tommy	31	16	.516	46	12
1967	Davis, Tommy	33	14	.424	50	13
1968	Davis, Tommy	16	9	.563	38	10
1969	Davis, Tommy	10	3	.600	48	24/15
	Gavric, Momcilo	11	3	.273	32	26/17
1970	Gossett, Bruce	31	21	.611	48	6/3
1971	Gossett, Bruce	36	23	.639	48	10/5
1972	Gossett, Bruce	29	18	.621	50	15/5
1973	Gossett, Bruce	33	20	.788	54	1/1
1974	Gossett, Bruce	24	11	.458	46	26/14
1975	Mike-Mayer, Steve	28	14	.500	54	24/13
1976	Mike-Mayer, Steve	28	16	.571	45	15/9
1977	Wersching, Ray	17	10	.588	50	17/5
1978	Wersching, Ray	23	15	.652	45	11/5
1979	Wersching, Ray	24	20	.833	45	3/1
1980	Wersching, Ray	19	15	.789	47	2/1
1981	Wersching, Ray	23	17	.739	45	5/4
1982	Wersching, Ray	17	12	.706	45	17/9
1983	Wersching, Ray	30	25	.833	52	5/3
1984	Wersching, Ray	35	25	.714	53	2/2
1985	Wersching, Ray	21	13	.619	45	25/12
1986	Wersching, Ray	35	25	.714	50	2/3
1987	Wersching, Ray	17	13	.764	45	21/10
1988	Cofer, Mike	38	27	.711	52	3/1
1989	Cofer, Mike	36	29	.806	47	4/2
1990	Cofer, Mike	36	24	.666	56	5/3
1991	Cofer, Mike	28	14	.500	50	26/14
1992	Cofer, Mike	27	18	.666	46	17/8
1993	Cofer, Mike	26	16	.615	46	22/10†

* Longest Field Goal in NFL that year

PUNT RETURNS (BASED ON YARDS)

Year	Player	No.	Yds.	Avg.	Long	TD	NFL/NFC Rank
1946	Casanega, Ken	18	248	13.8	—	0	—
1947	Veltrano, Joe	12	137	11.4	—	0	—
1948	Cason, Jim	22	309	14.0	—	0	—
1949	Cason, Jim	21	351	16.7	—	0	—
1950	Cathcart, Sam	16	185	11.6	29	0	10
1951	Arenas, Joe	21	272	13.0	51	0	6
1952	McElhenny, Hugh	20	284	14.2	94t	1	5
1953	McElhenny, Hugh	15	104	6.9	25	0	7
1954	Arenas, Joe	23	117	5.1	23	0	6
1955	Arenas, Joe	21	55	2.6	7	0	17
1956	Arenas, Joe	19	117	6.2	67t	1	8
1957	Arenas, Joe	25	80	3.2	26	0	13
1958	McElhenny, Hugh	24	93	3.9	18	0	16
1959	Woodson, Abe	15	143	9.5	65	0	6
1960	Woodson, Abe	13	174	13.4	48	0	1
1961	Woodson, Abe	16	172	10.8	80t	1	4
1962	Woodson, Abe	19	179	9.4	85t	1	4
1963	Woodson, Abe	13	95	7.3	13	0	13
1964	Alexander, Kermit	21	189	9.0	70t	1	8
1965	Alexander, Kermit	35	262	7.5	40	0	7
1966	Alexander, Kermit	30	198	6.6	44t	4	6
1967	Cunningham, Doug	27	249	9.2	57	0	3
1968	Alexander, Kermit	24	87	3.6	26	0	16
1969	Smith, Noland	10	46	4.6	18	0	19
1970	Taylor, Bruce	43	516	12.0	76	0	2/1
1971	Taylor, Bruce	34	235	6.9	38	0	15/6
1972	McGill, Ralph	22	219	10.0	33	0	4/3
1973	Taylor, Bruce	15	207	13.8	61	0	1/1
1974	McGill, Ralph	20	161	8.3	47	0	20/13
1975	McGill, Ralph	31	290	9.4	34	0	18/9
1976	Leonard, Anthony	35	293	8.4	60t	1	20/9
1977	Leonard, Anthony	22	154	7.0	19	0	30/13
1978	Stephens, Jack	11*	129	11.7	28	0	—
1979	Solomon, Freddie	23	142	6.2	14	0	23/9
1980	Solomon, Freddie	27	298	11.0	57t	2	3/2
1981	Solomon, Freddie	29	173	6.0	19	0	25/13
1982	McLemore, Dana	7*	156	22.3	93t	1	—
1983	McLemore, Dana	31	331	10.7	56t	1	6/2
1984	McLemore, Dana	45	521	11.6	79t	1	4/2
1985	McLemore, Dana	38	258	6.8	22	0	21/9
1986	Griffin, Don	38	377	9.9	76t	1	5/2
1987	McLemore, Dana	21	265	12.6	83t	1	2/2
1988	Taylor, John	44	556	12.6	95t	2	1/1
1989	Taylor, John	36	417	11.6	37	0	5/4
1990	Taylor, John	26	212	8.2	30	0	13/8
1991	Taylor, John	31	267	8.6	24	0	9/5
1992	Grant, Alan	29	249	8.6	46	0	12/6
1993	Carter, Dexter	34	411	12.1	72t	1	5/2

* Insufficient returns to qualify for NFL rankings.

INTERCEPTIONS

Year	Player	No.	Yds.	Avg.	Long	TD	NFL/NFC Rank
1946	Casanega, Ken	8	146	18.3	68	0	—
1947	Eshmont, Len	6	72	12.0	—	0	—
1948	Carr, Eddie	7	144	20.6	56	1	—
1949	Cason, Jim	9	152	19.9	—	0	—



The Record Book

1950	Powers, Jim.....	5	42	8.4	26	0	27
1951	Wagner, Lowell.....	9	115	12.8	40	0	8
1952	Wagner, Lowell.....	6	69	11.5	30	0	12
1953	Berry, Rex.....	7	142	20.3	29	1	8
1954	Berry, Rex.....	3	69	23.0	34	1	32
1955	Moegle, Dick.....	6	50	8.3	37	0	14
1956	Moegle, Dick.....	6	75	12.5	31	1	12
1957	Moegle, Dick.....	8	107	13.4	40	0	6
1958	Ridlon, Jim.....	4	10	2.5	3	0	23
1959	Baker, Dave.....	5	75	15.0	29	0	10
1960	Baker, Dave.....	10	96	9.6	28	0	1
1961	Baker, Dave.....	6	123	20.5	10	0	11
1962	Woodson, Abe.....	2	31	15.5	31	0	58
1963	Alexander, Kermit.....	5	72	17.4	38	0	18
1964	Alexander, Kermit.....	5	65	13.0	24	0	9
1965	Johnson, Jimmy.....	6	47	7.8	26	0	10
1966	Alexander, Kermit.....	4	73	18.3	55	0	25
1967	Alexander, Kermit.....	5	72	14.4	48	0	17
1968	Alexander, Kermit.....	9	155	17.2	66	1	2
1969	Alexander, Kermit.....	5	39	7.8	22	0	14
1970	Taylor, Bruce.....	3	70	23.3	70	0	48/24
1971	Taylor, Bruce.....	3	68	22.7	49	0	65/33
1972	Johnson, Jimmy.....	4	18	4.5	15	0	43/17
1973	Taylor, Bruce.....	6	30	5.0	22	0	10/5
1974	McGill, Ralph.....	5	71	14.2	45	0	19/9
1975	Taylor, Bruce.....	3	29	9.7	15	0	75/36
1976	Rhodes, Bruce.....	3	42	14.0	30	0	—
1977	Washington, Dave.....	2	68	34.0	50	0	93/37
1978	Crist, Chuck.....	6	59	26.5	32	0	11/10
1979	Hicks, Dwight.....	5	57	11.4	29	0	28/12
1980	Hicks, Dwight.....	4	73	18.3	44	0	41/19
	Churchman, Ricky.....	4	7	1.8	7	0	41/19
1981	Hicks, Dwight.....	9	239	26.6	72	1	3/2
1982	Hicks, Dwight.....	3	5	1.7	3	0	22/8
1983	Wright, Eric.....	7	164	23.4	60	2	6/4
1984	Turner, Keena.....	4	51	12.8	21	0	40/17
	Lott, Ronnie.....	4	26	6.5	15	0	48/21
1985	Lott, Ronnie.....	6	68	11.3	25	0	16/7
1986	Lott, Ronnie.....	10	134	13.4	57	1	1/1
1987	Lott, Ronnie.....	5	62	12.4	34	0	11/7
	Griffin, Don.....	5	1	0.2	1	0	14/9
1988	McKyer, Tim.....	7	11	1.6	7	0	5/6
1989	Lott, Ronnie.....	5	34	6.8	28	0	16/9
1990	Waymer, Dave.....	7	64	9.1	24	0	4/4
1991	Waymer, Dave.....	4	77	19.3	42	0	23/13
1992	Griffin, Don.....	5	4	0.8	2	0	15/5
1993	McGruder, Michael.....	5	89	17.8	37	1	141/67

— 49ERS FACT —

CB Eric Wright set a 49ers record during the 1983 season with two interception returns for TDs.

QUARTERBACK SACK LEADERS

(Since 1971)

YEAR	PLAYER	SACKS	SACK YARDAGE
1971	Hardman, Cedrick	18	- NA -
1972	Hart, Tommy	17	- NA -
1973	Hardman, Cedrick	9	- NA -
1974	Hardman, Cedrick	9	- NA -
1975	Hardman, Cedrick	15	- NA -
1976	Elam, Cleveland	14	- NA -
1977	Elam, Cleveland	17.5	- NA -
1978	Hardman, Cedrick	10.5	- NA -
1979	Board, Dwaine	7	52
1980	Stuckey, Jim	8.5	49.5
1981	Dean, Fred	12	106.5
1982	Dean, Fred	3.5	28.5
1983	Dean, Fred	17.5	151.5
1984	Board, Dwaine	10	82
1985	Board, Dwaine	11.5	95.5
1986	Haley, Charles	12	109
1987	Haley, Charles	6	42
1988	Haley, Charles	11.5	77
1989	Haley, Charles	10.5	88.5
	Holt, Pierce	10.5	85.5
1990	Haley, Charles	16	107
1991	Roberts, Larry	7	50
	Haley, Charles	7	49
1992	Harris, Tim	17	116
1993	Stubblefield, Dana	10.5	61.5



1993 NFL Defensive Rookie-of-the-Year Dana Stubblefield



49ERS TEAM NFL POSTSEASON RECORDS

SCORING

Points

55 vs. Denver (1-28-90)

Points, Opponent

49 at N.Y. Giants (1-4-87)

Points, Combined

65 vs. Denver (1-28-90)

Touchdowns

8 vs. Denver (1-28-90)

Touchdowns, Opponent

7 at N.Y. Giants (1-4-87)

FIRST DOWNS

First Downs

31 vs. Miami (1-20-85)

First Downs, Opponents

25 vs. Minnesota (1-6-90)
vs. Washington (1-12-91)

First Downs Rushing

16 vs. Miami (1-20-85)

First Downs Rushing, Opponents

12 at N.Y. Giants (1-4-87)

Fewest First Downs Rushing

2 vs. Dallas (1-3-71)
vs. Washington (12-26-71)
at Dallas (1-2-72)
at N.Y. Giants (1-4-87)

First Downs Passing

17 vs. Dallas (1-10-82)

First Downs Passing, Opponent

18 vs. Washington (1-12-91)

Fewest First Downs Passing

6 vs. Dallas (12-23-72)
at N.Y. Giants (1-4-87)

Fewest First Downs Passing, Opponent

3 vs. Chicago (1-6-85)

First Downs By Penalty

3 vs. N.Y. Giants (1-3-82)
vs. Dallas (1-10-82)
at N.Y. Giants (12-28-85)

First Downs By Penalty, Opponent

4 vs. Cincinnati (1-24-82)

TOTAL OFFENSE

Total Plays

77 vs. L.A. Rams (1-14-90)
vs. Denver (1-28-90)

Total Plays, Opponent

79 vs. Minnesota (1-6-90)

Fewest Total Plays

47 at Dallas (1-2-72)

Fewest Total Plays, Opponent

47 vs. L.A. Rams (1-14-90)

Net Yards

537 vs. Miami (1-20-85)

Net Yards, Opponent

412 vs. Detroit (12-31-83)

Net Yards, Combined

835 at Washington (1-8-84)

RUSHING

Rushes

45 vs. L.A. Rams (1-14-90)
vs. Miami (1-20-85)

Rushes, Opponent

51 vs. Dallas (1-3-71)

Fewest Rushes

16 at Dallas (1-2-72)
at Washington (1-8-84)

Fewest Rushes, Opponent

9 vs. Miami (1-20-85)

Net Rushing Yards

211 vs. Miami (1-20-85)

Net Rushing Yards, Opponent

216 at N.Y. Giants (1-4-87)

Fewest Net Rushing Yards

29 at N.Y. Giants (1-4-87)

Fewest Net Rushing Yards, Opponent

24 vs. Cincinnati (1-24-82)

Rushing Average

6.4 vs. Minnesota (1-9-88), 18-115

Rushing Average, Opponent

5.3 vs. Dallas (12-23-72), 31-165

Lowest Rushing Average

1.5 at N.Y. Giants (1-4-87), 20-29

Lowest Rushing Average, Opponent

2.6 vs. L.A. Rams (10-20-90), 10-26

PASSING

Attempts

48 at Washington (1-8-84)
at N.Y. Giants (12-28-85)

Attempts, Opponent

54 vs. Minnesota (1-6-90)

Fewest Attempts

19 vs. Washington (12-26-71)

Fewest Attempts, Opponent

18 at Dallas (1-2-72)

Completions

27 at Washington (1-8-84)
vs. L.A. Rams (1-14-90)

Completions, Opponent

31 vs. Minnesota (1-6-90)

Fewest Completions

10 vs. Washington (12-26-71)

Fewest Completions, Opponent

7 vs. Minnesota (1-3-71)

Net Passing Yards

347 at Washington (1-8-84)

Net Passing Yards, Opponent

361 vs. Washington (1-12-91)

Fewest Net Passing Yards

148 vs. Cincinnati (1-24-82)

Fewest Net Passing Yards, Opponent

37 vs. Chicago (1-6-85)

Completion Percentage

87.1 vs. L.A. Rams (1-14-90)

Completion Percentage, Opponent

73.5 vs. Cincinnati (1-24-82)

Lowest Completion Percentage

40.5 at N.Y. Giants

Average Gain Per Attempt

9.6 vs. Minnesota (1-6-90)

vs. Denver (1-28-90)

Average Gain Per Attempt, Opponent

7.9 at Washington

Sacks By

9 vs. Chicago (1-6-85)

Sacks By, Opponent

4 vs. N.Y. Giants (12-29-84)

at N.Y. Giants (12-28-85)

vs. Minnesota (1-9-88)

vs. Cincinnati (1-22-89)

Sack Yardage

50 vs. Chicago (1-6-85)

Sack Yardage, Opponent

28 vs. N.Y. Giants (12-29-84)

at N.Y. Giants (12-28-85)

Interceptions By

5 vs. Detroit (12-31-83)

Interceptions By, Opponent

3 vs. Detroit (12-22-57)

at Dallas (1-7-72)

vs. Dallas (1-10-82)

vs. N.Y. Giants (12-29-84)

at N.Y. Giants (1-4-87)

FUMBLES/PENALTIES

Fumbles

6 vs. Detroit (12-22-57)

Fumbles, Opponent

4 vs. Dallas (1-3-71)

vs. Dallas (12-23-72)

vs. N.Y. Giants (1-3-82)

vs. Dallas (1-10-82)

Fumbles Lost

3 at Minnesota (12-27-70)

vs. Dallas (1-10-82)

Fumbles Lost, Opponent

3 vs. Detroit (12-22-57)

vs. Dallas (12-23-72)

Penalties

14 vs. N.Y. Giants (1-3-82)

Penalties, Opponent

9 vs. N.Y. Giants (1-3-82)

vs. Minnesota (1-1-89)

Fewest Penalties

0 at Chicago (1-8-89)

Fewest Penalties, Opponent

0 vs. Denver (1-28-90)

Yards Penalized

145 vs. N.Y. Giants (1-3-82)

Yards Penalized, Opponent

90 vs. Minnesota (1-1-89)

PUNTS/KICKS

Punts

10 vs. Washington (12-26-71)

at N.Y. Giants (1-4-87)

Punts, Opponent

7 at Minnesota (12-27-70)

vs. Miami (1-20-85)

at N.Y. Giants (1-4-87)

vs. Minnesota (1-1-89)

at Chicago (1-8-89)

Fewest Punts

3 vs. Detroit (12-22-57)

vs. Dallas (1-10-82)

vs. Chicago (1-6-85)

vs. Miami (1-20-85)

Fewest Punts, Opponent

1 vs. L.A. Rams (1-14-90)

Punting Yards

400 at N.Y. Giants (1-4-87)

Punting Yards, Opponent

307 at N.Y. Giants (1-4-87)

Fewest Punting Yards

62 vs. L.A. Rams (1-14-90)

Fewest Punting Yards, Opponent

73 vs. Detroit (12-31-83)

Punting Average (4+ punts)

46.3 vs. N.Y. Giants (1-3-82), 4-185

Punting Average, Opponent (4+ punts)

46.0 vs. Washington (12-26-71), 5-231

Lowest Punting Average (4+ punts)

30.8 vs. Minnesota (1-6-90), 4-123

Lowest Punting Average, Opponent (4+ punts)

25.6 vs. Minnesota (1-6-90), 5-128

Punt Returns

7 at Chicago (1-8-89)

Punt Returns, Opponent

7 at N.Y. Giants (1-4-87)



Punt Return Yards

69 at Minnesota (12-27-70)
vs. Chicago (1-6-85)

Punt Return Yards, Opponent

58 vs. Washington (12-26-71)

Kickoff Returns

8 vs. Minnesota (1-9-88)

Kickoff Returns, Opponent

9 vs. Denver (1-28-90)

Kickoff Return Yards

146 vs. Dallas (12-23-72)

Kickoff Return Yards, Opponent

196 vs. Denver (1-28-90)

49ERS SINGLE-GAME INDIVIDUAL NFL POSTSEASON RECORDS

SCORING

Points

30 Ricky Watters vs. N.Y. Giants
(1-15-94), 5TDs

Points, Opponent

18 Chuck Nelson, Minnesota (1-9-88),
5FG, 3PATs

RUSHING

Attempts

27 Ken Willard at Minnesota (12-27-70),
27-85

Attempts, Opponent

36 John Riggins, Washington (1-8-84)

Yards

135 Roger Craig vs. Minnesota (1-1-89)

Yards, Opponent

159 Joe Morris, N.Y. Giants (1-4-87)

Average Gain

12.0 Steve Young vs. Minnesota (1-9-88),
6-72

Average Gain, Opponent

7.8 Thomas Tracey, Detroit (12-22-57),
11-86

Rushing TDs

5 Ricky Watters vs. N.Y. Giants
(1-15-94)

PASSING

Attempts

48 Joe Montana at Washington (1-8-84)

Attempts, Opponent

50 Dan Marino, Miami (1-20-85)

Completions

27 Joe Montana, at Washington (1-8-84)

Completions, Opponent

29 Dan Marino, Miami (1-20-85)

Net Yards

357 Joe Montana vs. Cincinnati (1-22-89)

Net Yards, Opponent

361 Mark Ryupien, Washington (1-12-91)

Completion Percentage

86.7 Joe Montana vs. L.A. Rams (1-14-90),
26-30

Completion Percentage, Opponent

73.5 Ken Anderson, Cincinnati (1-24-82),
25-34

TD Passes

5 Joe Montana vs. Denver (1-28-90)

TD Passes, Opponent

4 Phil Simms, N.Y. Giants (1-4-87)

RECEIVING

Receptions

11 Jerry Rice vs. Cincinnati (1-22-89)

Receptions, Opponent

11 Dan Ross, Cincinnati (1-24-82)

Receiving Yards

215 Jerry Rice, vs. Cincinnati (1-22-89)

Receiving Yards, Opponent

227 Anthony Carter, Minnesota (1-9-88)

Receiving TDs

3 Jerry Rice vs. Denver (1-28-90)
Jerry Rice vs. Minnesota (1-1-89)

INTERCEPTIONS

Interceptions

2 Skip Vanderbundt vs. Dallas (12-23-72)
Ronnie Lott vs. N.Y. Giants (1-3-82)
Riki Ellison vs. Detroit (12-31-82)
Ronnie Lott vs. Minnesota (1-1-89)

Interceptions, Opponent

2 Charlie Waters, Dallas (12-23-72)
Everson Walls, Dallas (1-10-82)
Gary Reasons, N.Y. Giants (12-29-84)
Gary Fencik, Chicago (1-6-85)

Interception Return Yards

61 Michael Carter vs. Washington
(1-12-91), 1-61TD

Interception Return Yards, Opponent

45 Reggie Rutland, Minnesota (1-9-88),
1-45TD

PUNTING

Punts

- 10 Steve Spurrier vs. Washington (12-26-71)
- Rax Runager at N.Y. Giants (1-4-87)

Punts, Opponent

- 7 Tom McNeil, Minnesota (12-27-70)
- Dave Finzer, Chicago (1-6-85)
- Bucky Scribner, Minnesota (1-1-89)
- Bryan Wagner, Chicago (1-8-89)
- Dale Hatcher, L.A. Rams (1-14-90)

Punting Yards

- 400 Max Runager at N.Y. Giants (1-4-87)

Punting Yards, Opponent

- 302 Dave Finzer, Chicago (1-6-85)

Punting Average (4+ punts)

- 46.3 Jim Miller vs. Cincinnati (1-24-82), 4-185

Punting Average, Opponent (4+ punts)

- 46.2 Mike Bragg, Washington (12-26-71), 5-231

TACKLES

Total Tackles

- 13 Carlton Williamson vs. Detroit (12-31-83), 11 solo, 2 asst.

Total Tackles, Opponent

- 12 Bill Currier, N.Y. Giants (12-29-84), 8 solo, 4 asst.

Solo Tackles

- 11 Carlton Williamson, vs. Detroit (12-31-83)
- Michael Walter, at Chicago (1-8-89)

Solo Tackles, Opponent

- 10 Ross Browner, Cincinnati (1-24-82)
- Ken Coffey, Washington (1-8-84)

Assisted Tackles

- 8 Cedrick Hardman, at Dallas (1-2-72)
- Frank Nunley, at Dallas (1-2-72)

Assisted Tackles, Opponent

- 6 Alvin Hall, Detroit (12-31-83)

LONGEST POSTSEASON PLAYS

Rush

- 80t Roger Craig vs. Minnesota (1-1-89)

Rush, Opponent

- 58t Thomas Tracey, Detroit (12-22-57)

Pass

- 78t John Brodie to Gene Washington (12-26-71)

Pass, Opponent

- 72t Scott Brunner to Earnest Gray, N.Y. Giants (1-3-82)

Field Goal

- 47 Mike Cofer vs. Washington (1-12-91)

Field Goal, Opponent

- 54 Eddie Murray, Detroit (12-31-83)

Interception Return

- 61t Michael Carter vs. Washington (1-12-91)

Interception Return, Opponent

- 45 Reggie Rutland, Minnesota (1-9-88)

Punt

- 59 Steve Spurrier at Minnesota (12-27-70)
- Steve Spurrier vs. Dallas (1-3-71)

Punt, Opponent

- 66 Mike Bragg, Washington (12-26-71)

Punt Return

- 45 John Taylor vs. Cincinnati (1-22-89)

Punt Return, Opponent

- 47 Ted Vactor, Washington (12-26-71)

Kickoff Return

- 97t Vic Washington vs. Dallas (12-23-72)

Kickoff Return, Opponent

- 93t Stanford Jennings, Cincinnati (1-22-89)

— 49ERS FACT —

RB Roger Craig's 80 yard touchdown run vs. Minnesota on Jan. 1, 1989 is the longest play from scrimmage in 49ers playoff history.



The Record Book

49ERS' NFL POSTSEASON CAREER STATISTICAL LEADERS

SCORING

Player	TR	TP	TRT	FG	PAT	SF	TP
1. Rice, Jerry	0	13	0	—	—	—	78
2. Wersching, Ray	—	—	—	13/22	30/30	0	69
3. Cofer, Mike	—	—	—	11/18	34/37	0	67
4. Craig, Roger	7	2	0	—	—	—	54
5. Solomon, Freddie	0	6	0	0/0	0/0	0	36
Taylor, John	0	6	0	0/0	0/0	0	36
Watters, Ricky	6	0	0	—	—	—	36

RUSHING YARDAGE

Player	Att.	Yds.	Avg.	Long	TD
1. Craig, Roger	202	816	4.0	80t	7
2. Tyler, Wendell	73	338	4.6	25	2
3. Watters, Ricky	65	307	4.7	21	6
4. Montana, Joe	54	296	5.5	53	2
4. Rathman, Tom	64	287	4.5	34	4
5. Young, Steve	40	239	6.0	42	3
6. Willard, Ken	65	176	2.7	14	0

PASSING YARDS

Player	Att.	Comp.	Yds.	Pct.	TD	Int.
1. Montana, Joe	593	375	4,758	.632	39	17
2. Brodie, John	143	71	973	.497	4	7
3. Young, Steve	89	62	748	.696	4	4
4. Tittle, Y.A.	31	18	248	.581	3	3
5. Bono, Steve	2	2	15	1.000	0	0

RECEIVING YARDS

Player	No.	Yds.	Avg.	Long	TD
1. Rice, Jerry	84	1,306	15.5	72t	13
2. Clark, Dwight	48	726	15.1	39	3
3. Craig, Roger	63	606	9.6	40	2
4. Taylor, John	35	602	17.2	61t	6
5. Solomon, Freddie	34	537	15.8	76t	6
6. Rathman, Tom	38	327	8.6	22	1
7. Francis, Russ	23	277	12.0	27	1
Wilson, Mike	23	264	11.5	26	2

INTERCEPTIONS

Player	No.	Yds.	Avg.	Long	TD
1. Lott, Ronnie.....	8	152	19.0	58t	2
2. Hicks, Dwight	3	49	16.0	27	0
Wright, Eric	3	25	8.3	25	0
Ellison, Riki	3	20	6.7	12	0
5. Davis, Eric	2	6	3.0	4	0
McKyer, Tim	2	68	34.0	41	0
Brooks, Chet	2	66	33.0	38	0
Fuller, Jeff	2	48	24.0	48t	1
Turner, Keena	2	26	13.0	15	0
Vanderbundt, Skip	2	4	2.0	4	0
Williamson, Carlton	2	2	1.0	2	0

PUNTING

Player	No.	Yds.	Avg.	TB	I-20	Long	BK
1. Helton, Barry	35	1288	36.8	0	10	55	0
2. Runager, Max	33	1298	39.3	1	7	49	0
3. Miller, Jim	12	498	41.5	0	2	52	0
4. Wilmsmeyer, Klaus	10	453	45.3	0	4	57	0
5. McCann, Jim	7	262	37.4	0	0	48	0
Jessup, Bill	3	108	36.0	0	0	42	0

PUNT RETURN YARDS

Player	No.	Yds.	Avg.	FC	Long	TD
1. Taylor, John	18	189	10.5	14	45	0
2. McLemore, Dana	17	156	9.2	5	28	0
3. Taylor, Roosevelt	5	67	13.4	1	30	0
4. Carter, Dexter	3	62	16.0	1	31	0
5. Hicks, Dwight	3	27	9.0	1	12	0
6. Fuller, Jeff	3	18	6.0	0	8	0

KICKOFF RETURN YARDS

Player	No.	Yds.	Avg.	Long	TD
1. Washington, Vic	9	250	27.8	97t	1
2. Lawrence, Amos	7	165	23.6	47	0
3. Carter, Dexter	8	155	19.4	28	0
McLemore, Dana	7	142	20.3	26	0
Logan, Marc	7	126	18.0	50	0
6. Cribbs, Joe	6	99	16.5	29	0
Rodgers, Del	6	92	15.3	26	0
Monroe, Carl	6	84	14.0	17	0



The Record Book

49ERS' NFL Leaders

RUSHING CHAMPIONS

1953	Joe Perry.....	1,018
1954	Joe Perry.....	1,049

PASSING CHAMPIONS (Based on Passer Rating)

1970	John Brodie.....	93.9
1987	Joe Montana.....	102.1
1989	Joe Montana.....	112.4
1991	Steve Young.....	101.8
1992	Steve Young.....	107.0
1993	Steve Young.....	101.5

RECEIVING CHAMPIONS

1954	Billy Wilson.....	60
1956	Billy Wilson.....	60
1957	Billy Wilson.....	52
1965	Dave Parks.....	80
1968	Clifton McNeil.....	71
1982	Dwight Clark.....	60
1985	Roger Craig.....	92
1990	Jerry Rice.....	100

PUNTING CHAMPIONS (Based on Average)

1962	Tommy Davis.....	45.6
------	------------------	------

SCORING

1952	Gordy Soltau.....	94
1953	Gordy Soltau.....	114
1984	Ray Wersching.....	131
1987	Jerry Rice.....	138
1989	Mike Cofer.....	136

KICKOFF RETURNS (Based on Average)

1953	Joe Arenas.....	34.4
1959	Abe Woodson.....	29.4
1962	Abe Woodson.....	31.3
1963	Abe Woodson.....	32.2

FIELD GOALS

1960	Tommy Davis.....	32
1988	Mike Cofer.....	38

PUNT RETURNS (Based on Yards)

1960	Abe Woodson.....	174
1988	John Taylor.....	556

INTERCEPTIONS

1960	Dave Baker.....	10
1986	Ronnie Lott.....	10

49ERS' BIG DAYS

RUSHING

194 — Delvin Williams at St. Louis Cardinals.....	October 31, 1976 (34 Carries)
190 — Roger Craig at L.A. Rams.....	October 16, 1988 (22 Carries)
190 — Wilbur Jackson vs. New Orleans.....	November 27, 1977 (16 Carries)
180 — Delvin Williams vs. Washington.....	November 7, 1976 (23 Carries)
174 — Joe Perry vs. Detroit.....	November 2, 1958 (13 Carries)
170 — Hugh McElhenny at Dallas Texans.....	October 5, 1952 (07 Carries)
168 — J.D. Smith vs. Minnesota.....	November 26, 1961 (28 Carries)
163 — Ricky Watters at L.A. Rams.....	November 22, 1992 (26 Carries)
162 — Roger Craig at Phoenix.....	November 6, 1988 (22 Carries)
162 — Ken Willard at Atlanta.....	December 15, 1968 (25 Carries)
159 — Hugh McElhenny at Green Bay.....	November 23, 1958 (22 Carries)
156 — Wilbur Jackson vs. Minnesota.....	November 29, 1976 (30 Carries)
153 — Delvin Williams vs. Minnesota.....	November 29, 1976 (20 Carries)
153 — Joe Perry at Green Bay.....	November 22, 1953 (16 Carries)

PASSING

476 — Joe Montana at Atlanta.....	October 14, 1990 (32 of 49)
462 — Steve Young at L.A. Rams.....	November 28, 1993 (26 of 32)
458 — Joe Montana at L.A. Rams.....	December 11, 1989 (30 of 42)
449 — Steve Young vs. Buffalo.....	September 13, 1992 (26 of 37)
441 — Joe Montana at Washington.....	November 17, 1986 (33 of 60)
429 — Joe Montana at Atlanta.....	October 6, 1985 (37 of 57)
428 — Joe Montana at Philadelphia.....	September 24, 1989 (25 of 34)
411 — Joe Montana at Green Bay.....	November 4, 1990 (25 of 40)
408 — Joe Montana at St. Louis Cardinals.....	November 21, 1982 (26 of 39)
399 — Steve Young vs. Atlanta.....	October 18, 1992 (18 of 28)
398 — Joe Montana vs. Atlanta.....	September 23, 1990 (24 of 36)
390 — Joe Montana vs. Washington.....	September 16, 1990 (29 of 44)
381 — Joe Montana vs. Washington.....	September 10, 1984 (24 of 40)
371 — Y.A. Tittle vs. Baltimore.....	December 13, 1953 (29 of 44)
365 — Joe Montana at L.A. Rams.....	October 28, 1984 (21 of 31)
359 — Jeff Kemp vs. Minnesota.....	October 12, 1986 (23 of 42)
358 — Joe Montana at L.A. Rams.....	October 23, 1983 (25 of 39)
356 — Joe Montana vs. San Diego.....	December 11, 1982 (31 of 46)
356 — Joe Montana at Tampa Bay.....	September 7, 1986 (32 of 46)
356 — John Brodie at L.A. Rams.....	November 9, 1969 (25 of 42)
354 — Joe Montana at New Orleans.....	December 15, 1985 (25 of 38)
353 — Joe Montana at Houston.....	October 21, 1984 (25 of 35)
348 — Steve DeBerg vs. Chicago Bears.....	October 28, 1979 (26 of 41)
348 — Steve Young vs. San Diego.....	September 8, 1991 (26 of 36)
348 — Steve Young vs. Atlanta.....	October 13, 1991 (22 of 38)
347 — Steve Bono vs. New Orleans.....	December 1, 1991 (27 of 41)
345 — Steve DeBerg at Atlanta.....	September 28, 1980 (32 of 51)
345 — Steve DeBerg vs. Atlanta.....	December 16, 1979 (29 of 54)
343 — Joe Montana vs. Atlanta.....	September 18, 1988 (32 of 48)
342 — Joe Montana vs. Cleveland.....	November 29, 1987 (23 of 31)
342 — Steve Young vs. Philadelphia.....	November 29, 1992 (24 of 35)
341 — Joe Montana at St. Louis Cardinals.....	September 18, 1983 (20 of 32)
341 — Y.A. Tittle at N.Y. Giants.....	November 9, 1952 (16 of 29)
336 — Joe Montana at Denver.....	September 19, 1982 (26 of 37)
334 — Joe Montana vs. New Orleans.....	November 28, 1982 (27 of 42)
334 — Joe Montana vs. St. Louis Cardinals.....	October 18, 1987 (31 of 39)
332 — Jeff Kemp vs New Orleans.....	September 21, 1986 (29 of 44)



The Record Book

338 — Joe Montana vs. L.A. Rams	December 9, 1985 (26 of 36)
328 — John Brodie vs. Green Bay	December 10, 1961 (19 of 29)
327 — John Brodie at Chicago Bears	November 13, 1966 (28 of 54)
324 — George Mira at Atlanta	December 10, 1967 (20 of 34)
322 — Joe Montana vs. Dallas	December 22, 1985 (24 of 34)
322 — John Brodie vs. Chicago Bears	November 19, 1961 (11 of 19)
321 — Steve DeBerg at Houston	September 17, 1978 (20 of 32)
320 — Steve Spurrier vs. Minnesota	October 14, 1973 (31 of 48)

RECEIVING

286 — John Taylor at L.A. Rams	December 11, 1989 (11 Catches)
241 — Jerry Rice vs. L.A. Rams	December 9, 1985 (10 Catches)
231 — Dave Parks at Baltimore	October 3, 1965 (9 Catches)
225 — Bernie Casey at Chicago Bears	November 13, 1966 (12 Catches)
204 — Jerry Rice at Washington	November 17, 1986 (12 Catches)
196 — Gordy Soltau at New York Giants	November 9, 1952 (10 Catches)
192 — Billy Wilson vs. Chicago Bears	October 23, 1955 (8 Catches)
187 — Jerry Rice at Green Bay	November 4, 1990 (6 Catches)
186 — Dick Witcher at Atlanta	December 10, 1967 (11 Catches)
183 — Jerry Rice vs. Atlanta	October 18, 1992 (7 Catches)
181 — Jim Johnson vs. Detroit	November 11, 1962 (11 Catches)
172 — Jerry Rice at Tampa Bay	November 14, 1993 (8 Catches)
172 — Jerry Rice vs. Indianapolis	October 5, 1986 (6 Catches)
171 — Jerry Rice at San Diego	November 27, 1988 (6 Catches)
171 — Jerry Rice vs. Atlanta	September 23, 1990 (8 Catches)
169 — Bernie Casey at Philadelphia	September 20, 1964 (6 Catches)
167 — Roger Craig at Atlanta	October 6, 1985 (12 Catches)
166 — Jerry Rice at L.A. Rams	November 28, 1993 (8 Catches)
165 — Hugh McElhenny vs. Baltimore	December 8, 1957 (8 Catches)
164 — Jerry Rice at Philadelphia	September 24, 1989 (6 Catches)
164 — Gene Washington at Green Bay	November 5, 1972 (6 Catches)
163 — Jerry Rice at Indianapolis	September 10, 1989 (6 Catches)
163 — Jerry Rice vs. Atlanta	September 18, 1988 (8 Catches)
163 — Jerry Rice at Seattle	September 25, 1988 (6 Catches)
162 — John Taylor at Atlanta	December 3, 1989 (5 Catches)
160 — Gene Washington vs. New England	October 31, 1971 (5 Catches)
160 — John Taylor vs. Washington	September 16, 1990 (8 Catches)

49ERS' LONGEST PLAYS

TOP-10 LONG RUNS FROM SCRIMMAGE

89t	Hugh McElhenny at Dallas Texans	October 5, 1952
86t	Hugh McElhenny at Green Bay	November 18, 1956
82t	Hugh McElhenny vs. Dallas Texans	October 26, 1952
80	Wilbur Jackson vs. New Orleans	November 27, 1977
80t	Delvin Williams vs. Washington	November 7, 1976
80t	J.D. Smith vs. Green Bay	December 7, 1958
78t	Joe Perry vs. Dallas Texans	October 26, 1952
78t	Joe Perry vs. Green Bay	December 10, 1950
75t	Jimmy Thomas vs. Chicago Bears	December 6, 1969

TOP-10 LONG FORWARD PASSES

97t	Steve Young to John Taylor at Atlanta	November 3, 1991
96t	Joe Montana to Jerry Rice at San Diego	November 27, 1988
95t	Joe Montana to John Taylor at L.A. Rams	December 11, 1989
93t	Steve DeBerg to Freddie Solomon vs. Atlanta	September 28, 1980
92t	Joe Montana to John Taylor at L.A. Rams	December 11, 1989
85t	Jim Plunkett to Delvin Williams vs. Washington	November 7, 1976
83t	John Brodie to Dave Parks at L.A. Rams	October 18, 1964
81t	Steve Spurrier to Ted Kwalick vs. New Orleans	October 22, 1972
80t	Joe Montana to Jerry Rice vs. Washington	November 21, 1988
80t	Joe Montana to Dwight Clark at Houston	October 21, 1984
80t	John Brodie to Clifton McNeil at Green Bay	September 28, 1969
80t	John Brodie to Dave Parks vs. Minnesota	October 25, 1964
80t	John Brodie to Jim Johnson at Chicago Bears	October 14, 1962
80t	Steve Young to Jerry Rice vs. Atlanta	October 18, 1992
80t	Steve Young to Jerry Rice at Detroit	December 19, 1993

TOP-10 LONG PUNTS

86	Larry Barnes vs. Chicago Cardinals	September 29, 1957
82	Tommy Davis vs. Minnesota	September 30, 1962
81	Tommy Davis at St. Louis Cardinals	November 25, 1962
80	Jim Miller at Denver Broncos	September 19, 1982
79	Tommy Davis at Chicago Bears	October 14, 1962
76	Larry Barnes vs. Baltimore	December 8, 1957
75	Verl Lillywhite vs. Cleveland	September 30, 1957
74	Tommy Davis vs. Chicago Bears	October 30, 1951
72	Jon Kilgore vs. Chicago Bears	December 6, 1969
71	Tommy Davis vs. Chicago Bears	October 25, 1959

TOP-10 LONG PUNT RETURNS

95t	John Taylor vs. Washington	November 21, 1988
94t	Hugh McElhenny at Chicago Bears	October 19, 1952
93t	Dana McLemore vs. L.A. Rams	January 2, 1983
88t	Manfred Moore vs. Atlanta	November 24, 1974
85t	Abe Woodson at Green Bay	October 21, 1962
83t	Dana McLemore vs. Chicago Bears	December 14, 1987
80t	Abe Woodson vs. Detroit	November 5, 1961
79t	Dana McLemore at N.Y. Giants	October 8, 1984
77t	John Taylor vs. Detroit	October 2, 1988
76t	Don Griffin vs. Atlanta	November 23, 1986
76	Bruce Taylor at Chicago Bears	November 8, 1970

TOP-10 LONG KICKOFF RETURNS

105t	Abe Woodson at L.A. Rams	November 8, 1959
103t	Abe Woodson vs. Minnesota	September 15, 1963
101t	James Owens at Detroit	November 2, 1980
99t	Abe Woodson at N.Y. Giants	November 17, 1963
98t	Dexter Carter vs. New Orleans	December 1, 1991
98t	Vic Washington at Atlanta	October 29, 1972
98t	Abe Woodson at Detroit	October 1, 1961
97t	Vic Washington vs. Dallas Cowboys+	December 23, 1972
97t	Lenny Lyles vs. Baltimore	December 18, 1960
96	Joe Arenas vs. Baltimore	December 16, 1956



The Record Book

TOP-10 LONG INTERCEPTION RETURNS

94t	Alvin Randolph vs. Chicago Bears	December 11, 1966
88t	Tory Nixon at Green Bay	October 26, 1986
83t	Ronnie Lott at Kansas City	December 26, 1982
82	Carlton Williamson vs. Seattle	November 25, 1985
77t	Tom Holmoe vs. St. Louis Cardinals	November 9, 1986
72	Dwight Hicks at Washington	October 4, 1981
70t*	Tom Holmoe at Miami	September 28, 1986
70	Bruce Taylor vs. Green Bay	November 1, 1970
69	Ed Beard at Chicago Bears	November 10, 1968
67t	Merton Hanks vs. New Orleans	November 22, 1993

*Lateral from Ronnie Lott

TOP-10 LONG FUMBLE RETURNS

99t	Don Griffin vs. Chicago Bears	December 23, 1991
80t	Dwight Hicks at Washington	October 4, 1981
75t	Clark Miller at Detroit	November 14, 1965
73t	Skip Vanderbundt at Dallas Cowboys	November 23, 1972
71	Gerard Williams vs. New Orleans	September 23, 1979
66t	Windlan Hall vs. Philadelphia	December 2, 1973
65t	Keena Turner at Washington	December 1, 1985
63t	Tommy Hart at St. Louis Cardinals	October 24, 1971
47t	Eric Davis at Dallas	October 17, 1993
40t	Matt Hazeltine at Detroit	October 18, 1959
39	Bruce Taylor at Kansas City	October 5, 1975
37t	Abe Woodson at Chicago Bears	October 14, 1962

TOP-10 LONG FIELD GOALS

56	Mike Cofer at Atlanta	October 14, 1990
54	Steve Mike-Mayer at L.A. Rams	November 9, 1975
54	Bruce Gossett vs. New Orleans	October 21, 1973
53	Tommy Davis at L.A. Rams	October 17, 1965
53	Ray Wersching at Detroit	September 2, 1984
52	Mike Cofer vs. Washington	November 21, 1988
52	Ray Wersching at New Orleans	October 16, 1983
52	Bruce Gossett at Houston	November 15, 1970
52	Mike Cofer at New Orleans	September 10, 1990
51	Steve Mike-Mayer vs. Chicago Bears	November 16, 1975

LONG RETURNS OF FIELD GOAL ATTEMPT

92t	Bruce Taylor at New Orleans	December 13, 1970
62t	Johnny Jackson at Dallas Cowboys	October 15, 1989
55t	Bruce Taylor at New Orleans	September 26, 1971
38	Kermit Alexander vs. Philadelphia	November 20, 1966
30	Kermit Alexander at Philadelphia	September 20, 1964

- 49ERS FACT -

Current 49ers defensive backs coach **Tom Holmoe**, a starter in the team's secondary from 1983-89, has two of the longest interception returns in club history.

THE LAST TIME

Punt Returned for TD

BY 49ERS: Dexter Carter, 72 yards vs. Minnesota, Oct. 3, 1993

BY OPPONENTS: Pete Mandley, 63 yards at Detroit, Oct. 20, 1985

Kickoff Returned for TD

BY 49ERS: Dexter Carter, 98 yards vs. New Orleans, Dec. 1, 1991

BY OPPONENTS: Stanford Jennings, 93 yards vs. Cincinnati, Jan. 22, 1989
(Super Bowl XXIII)

Regular Season: Deion Sanders, 100 yards vs. Atlanta,
Oct. 13, 1991

Interception Returned for TD

BY 49ERS: Merton Hanks, 67 yards vs. New Orleans, Nov. 22, 1993

Postseason: Michael Carter, 61 yards vs. Washington, Jan. 12, 1991

BY OPPONENTS: Audray McMillian, 51 yards at Minnesota, Dec. 13, 1992

Fumble Returned for TD

BY 49ERS: Eric Davis, 47 yards at Dallas, Oct. 17, 1993

BY OPPONENTS: Byron Evans, 30 yards vs. Philadelphia, Jan. 3, 1994

Safety

BY 49ERS: Darin Jordan at L.A. Rams, Nov. 25, 1991

BY OPPONENTS: Alfred Williams vs. Cincinnati, Dec. 5, 1993

PAT Unsuccessful

BY 49ERS: Mike Cofer (kick failed) vs. L.A. Rams, Oct. 31, 1993

BY OPPONENTS: Lin Elliott (kick failed) vs. Dallas, Jan. 17, 1993

PAT Blocked

BY 49ERS: Dennis Brown at New England, Oct. 11, 1992

BY OPPONENTS: Jeff Cross, Miami, Dec. 6, 1992

Punt Blocked

BY 49ERS: Don Griffin vs. L.A. Rams, Jan. 14, 1990

Regular Season: Matt Courtney at N.Y. Giants, Oct. 5, 1987

BY OPPONENTS: George Thomas, Atlanta, Oct. 14, 1990

FGA Blocked

BY 49ERS: Charles Haley vs. Washington, Sept. 16, 1990

BY OPPONENTS: Eddie Robinson, Houston, Dec. 25, 1993

Shutout

BY 49ERS: 49ers 26, Chicago 0, Dec. 24, 1989

BY OPPONENTS: Atlanta 7, 49ers 0, Oct. 9, 1977



NFL AWARD WINNERS

MOST VALUABLE PLAYER

- 1970 John Brodie (Pro Football Guide)
- 1987 Jerry Rice (PFWA)
- 1989 Joe Montana (PFWA, AP)
- 1990 Joe Montana (AP)
- 1992 Steve Young (PFWA, AP)

PLAYER OF THE YEAR

- 1952 Hugh McElhenny (Sport Magazine)
- 1957 Y.A. Title (UPI)
- 1970 John Brodie (AP, The Football News)
- 1987 Jerry Rice (Maxwell Club)
- 1989 Joe Montana (Sporting News, Football Digest, Maxwell Club)
- 1990 Jerry Rice (Sporting News)
- 1992 Steve Young (Sporting News)

OFFENSIVE PLAYER OF THE YEAR

- 1970 John Brodie (NEA, Pro Football Weekly)
- 1986 Jerry Rice (Pro Football Weekly)
- 1987 Jerry Rice (AP, Pro Football Weekly, Football Digest)
- 1988 Roger Craig (AP)
- 1989 Joe Montana (AP, Pro Football Weekly)
- 1992 Steve Young (AP, Pro Football Weekly)

ROOKIE OF THE YEAR

- 1952 Hugh McElhenny (UPI)

DEFENSIVE ROOKIE OF THE YEAR

- 1970 Bruce Taylor (Pro Football Weekly)
- 1993 Dana Stubblefield (Associated Press)

COACH OF THE YEAR

- 1981 Bill Walsh (AP, Sporting News, Pro Football Weekly)
- 1989 George Seifert (Football Digest)
- 1990 George Seifert (Sporting News)

EXECUTIVE OF THE YEAR

- 1989 John McVay (Sporting News)

SUPER BOWL MOST VALUABLE PLAYER

- 1982 Joe Montana (Super Bowl XVI)
- 1985 Joe Montana (Super Bowl XIX)
- 1989 Jerry Rice (Super Bowl XXIII)
- 1990 Joe Montana (Super Bowl XXIV)



1994 NATIONAL FOOTBALL LEAGUE SCHEDULE

(ALL TIMES LOCAL)

SUNDAY, SEPTEMBER 4 (FIRST WEEKEND)

(FOX-TV NATIONAL WEEKEND)

1. ARIZONA AT LOS ANGELES RAMS	1:00
2. ATLANTA AT DETROIT	1:00
3. CLEVELAND AT CINCINNATI	1:00
4. DALLAS AT PITTSBURGH	4:00
5. HOUSTON AT INDIANAPOLIS	12:00
6. KANSAS CITY AT NEW ORLEANS	12:00
7. MINNESOTA AT GREEN BAY	12:00
8. NEW ENGLAND AT MIAMI	4:00
9. NEW YORK JETS AT BUFFALO	4:00
10. PHILADELPHIA AT NEW YORK GIANTS	1:00
11. SEATTLE AT WASHINGTON	1:00
12. TAMPA BAY AT CHICAGO	12:00

SUNDAY NIGHT, SEPTEMBER 4

13. SAN DIEGO AT DENVER	6:00
-------------------------	------

MONDAY, SEPTEMBER 5

14. L.A. RAIDERS AT SAN FRANCISCO	6:00
-----------------------------------	------

SUNDAY, SEPTEMBER 11 (SECOND WEEKEND)

(NBC-TV NATIONAL WEEKEND)

15. BUFFALO AT NEW ENGLAND	1:00
16. CINCINNATI AT SAN DIEGO	1:00
17. DENVER AT NEW YORK JETS	4:00
18. DETROIT AT MINNESOTA	12:00
19. HOUSTON AT DALLAS	3:00
20. INDIANAPOLIS AT TAMPA BAY	1:00
21. LOS ANGELES RAMS AT ATLANTA	1:00
22. MIAMI VS. GREEN BAY AT MILW.	12:00
23. PITTSBURGH AT CLEVELAND	1:00
24. SAN FRANCISCO AT KANSAS CITY	12:00
25. SEATTLE AT LOS ANGELES RAIDERS	1:00
26. WASHINGTON AT NEW ORLEANS	3:00

SUNDAY NIGHT, SEPTEMBER 11

27. NEW YORK GIANTS AT ARIZONA	5:00
--------------------------------	------

MONDAY, SEPTEMBER 12

28. CHICAGO AT PHILADELPHIA	9:00
-----------------------------	------

SUNDAY, SEPTEMBER 18 (THIRD WEEKEND)

(FOX-TV NATIONAL WEEKEND)

29. ARIZONA AT CLEVELAND	1:00
30. BUFFALO AT HOUSTON	12:00
31. GREEN BAY AT PHILADELPHIA	1:00
32. INDIANAPOLIS AT PITTSBURGH	1:00
33. LOS ANGELES RAIDERS AT DENVER	2:00
34. MINNESOTA AT CHICAGO	12:00
35. NEW ENGLAND AT CINCINNATI	1:00
36. NEW ORLEANS AT TAMPA BAY	1:00
37. NEW YORK JETS AT MIAMI	1:00
38. SAN DIEGO AT SEATTLE	1:00
39. SAN FRANCISCO AT LOS ANGELES RAMS	1:00
40. WASHINGTON AT NEW YORK GIANTS	4:00

SUNDAY NIGHT, SEPTEMBER 18

41. KANSAS CITY AT ATLANTA	8:00
----------------------------	------

MONDAY, SEPTEMBER 19

42. DETROIT AT DALLAS	8:00
-----------------------	------

SUNDAY, SEPTEMBER 25 (FOURTH WEEKEND)

(OPEN DATES: ARIZONA, DALLAS, NY GIANTS, PHILADELPHIA)

(NBC-TV NATIONAL WEEKEND)

43. ATLANTA AT WASHINGTON	1:00
44. CINCINNATI AT HOUSTON	3:00
45. CLEVELAND AT INDIANAPOLIS	12:00
46. LOS ANGELES RAMS AT KANSAS CITY	12:00
47. MIAMI AT MINNESOTA	12:00
48. NEW ENGLAND AT DETROIT	4:00
49. NEW ORLEANS AT SAN FRANCISCO	1:00
50. PITTSBURGH AT SEATTLE	1:00
51. SAN DIEGO AT LOS ANGELES RAIDERS	1:00
52. TAMPA BAY AT GREEN BAY	12:00

SUNDAY NIGHT, SEPTEMBER 25

53. CHICAGO AT NEW YORK JETS	8:00
------------------------------	------

MONDAY, SEPTEMBER 26

54. DENVER AT BUFFALO	9:00
-----------------------	------

SUNDAY, OCTOBER 2 (FIFTH WEEKEND)

(OPEN DATES: DENVER, KANSAS CITY, L.A. RAIDERS, SAN DIEGO)

(FOX-TV NATIONAL WEEKEND)

55. ATLANTA AT LOS ANGELES RAMS	1:00
56. BUFFALO AT CHICAGO	3:00
57. DALLAS AT WASHINGTON	1:00
58. DETROIT AT TAMPA BAY	1:00
59. GREEN BAY AT NEW ENGLAND	1:00
60. MINNESOTA AT ARIZONA	1:00
61. NEW YORK GIANTS AT NEW ORLEANS	3:00
62. NEW YORK JETS AT CLEVELAND	1:00
63. PHILADELPHIA AT SAN FRANCISCO	1:00
64. SEATTLE AT INDIANAPOLIS	12:00

SUNDAY NIGHT, OCTOBER 2

65. MIAMI AT CINCINNATI	8:00
-------------------------	------

MONDAY, OCTOBER 3

66. HOUSTON AT PITTSBURGH	9:00
---------------------------	------

SUNDAY, OCTOBER 9 (SIXTH WEEKEND)

(OPEN DATES: CINCINNATI, CLEVELAND, HOUSTON, PITTSBURGH)

(NBC-TV NATIONAL WEEKEND)

67. ARIZONA AT DALLAS	3:00
68. DENVER AT SEATTLE	1:00
69. INDIANAPOLIS AT NEW YORK JETS	1:00
70. KANSAS CITY AT SAN DIEGO	1:00
71. LOS ANGELES RAIDERS AT NEW ENGLAND	4:00
72. LOS ANGELES RAMS AT GREEN BAY	12:00
73. MIAMI AT BUFFALO	1:00
74. NEW ORLEANS AT CHICAGO	12:00
75. SAN FRANCISCO AT DETROIT	1:00
76. TAMPA BAY AT ATLANTA	1:00

SUNDAY NIGHT, OCTOBER 9

77. WASHINGTON AT PHILADELPHIA	8:00
--------------------------------	------

MONDAY, OCTOBER 10

78. MINNESOTA AT NEW YORK GIANTS	9:00
----------------------------------	------



1994 NFL Information

THURSDAY, OCTOBER 13 (SEVENTH WEEKEND)

(OPEN DATES: CHICAGO, DETROIT, GREEN BAY, MINNESOTA, SEATTLE, TAMPA BAY)

79. CLEVELAND AT HOUSTON 7:00

SUNDAY, OCTOBER 16

(FOX-TV NATIONAL WEEKEND)

80. ARIZONA AT WASHINGTON 1:00
81. CINCINNATI AT PITTSBURGH 1:00
82. INDIANAPOLIS AT BUFFALO 1:00
83. LOS ANGELES RAIDERS AT MIAMI 1:00
84. NEW ENGLAND AT NEW YORK JETS 1:00
85. NEW YORK GIANTS AT LOS ANGELES RAMS 1:00
86. PHILADELPHIA AT DALLAS 3:00
87. SAN DIEGO AT NEW ORLEANS 3:00
88. SAN FRANCISCO AT ATLANTA 1:00

MONDAY, OCTOBER 17

89. KANSAS CITY AT DENVER 7:00

THURSDAY, OCTOBER 20 (EIGHTH WEEKEND)

(OPEN DATES: BUFFALO, MIAMI, NEW ENGLAND, NY JETS)

90. GREEN BAY AT MINNESOTA 7:00

SUNDAY, OCTOBER 23

(FOX-TV NATIONAL WEEKEND)

91. ATLANTA AT LOS ANGELES RAIDERS 1:00
92. CHICAGO AT DETROIT 1:00
93. CINCINNATI AT CLEVELAND 1:00
94. DALLAS AT ARIZONA 1:00
95. DENVER AT SAN DIEGO 1:00
96. LOS ANGELES RAMS AT NEW ORLEANS 12:00
97. PITTSBURGH AT NEW YORK GIANTS 1:00
98. SEATTLE AT KANSAS CITY 12:00
99. TAMPA BAY AT SAN FRANCISCO 1:00
100. WASHINGTON AT INDIANAPOLIS 12:00

MONDAY, OCTOBER 24

101. HOUSTON AT PHILADELPHIA 9:00

SUNDAY, OCTOBER 30 (NINTH WEEKEND)

(OPEN DATES: ATLANTA, LA RAMS, NEW ORLEANS, SAN FRANCISCO)

(NBC-TV NATIONAL WEEKEND)

102. CLEVELAND AT DENVER 2:00
103. DALLAS AT CINCINNATI 1:00
104. DETROIT AT NEW YORK GIANTS 1:00
105. HOUSTON AT LOS ANGELES RAIDERS 1:00
106. KANSAS CITY AT BUFFALO 1:00
107. MIAMI AT NEW ENGLAND 1:00
108. MINNESOTA AT TAMPA BAY 4:00
109. NEW YORK JETS AT INDIANAPOLIS 4:00
110. PHILADELPHIA AT WASHINGTON 1:00
111. SEATTLE AT SAN DIEGO 1:00

SUNDAY NIGHT, OCTOBER 30

112. PITTSBURGH AT ARIZONA 6:00

MONDAY, OCTOBER 31

113. GREEN BAY AT CHICAGO 8:00

SUNDAY, NOVEMBER 6 (TENTH WEEKEND)

(NBC-TV NATIONAL WEEKEND)

114. ARIZONA AT PHILADELPHIA 4:00
115. BUFFALO AT NEW YORK JETS 4:00

116. CHICAGO AT TAMPA BAY 1:00
117. CINCINNATI AT SEATTLE 1:00
118. DENVER AT LOS ANGELES RAMS 1:00
119. DETROIT VS. GREEN BAY AT MILW 12:00
120. INDIANAPOLIS AT MIAMI 1:00
121. NEW ENGLAND AT CLEVELAND 1:00
122. NEW ORLEANS AT MINNESOTA 12:00
123. PITTSBURGH AT HOUSTON 12:00
124. SAN DIEGO AT ATLANTA 1:00
125. SAN FRANCISCO AT WASHINGTON 1:00

SUNDAY NIGHT, NOVEMBER 6

126. LOS ANGELES RAIDERS AT KANSAS CITY 7:00

MONDAY, NOVEMBER 7

127. NEW YORK GIANTS AT DALLAS 8:00

SUNDAY, NOVEMBER 13 (ELEVENTH WEEKEND)

(OPEN DATES: INDIANAPOLIS, WASHINGTON)

(FOX-TV NATIONAL WEEKEND)

128. ARIZONA AT NEW YORK GIANTS 1:00
129. ATLANTA AT NEW ORLEANS 12:00
130. CHICAGO AT MIAMI 1:00
131. CLEVELAND AT PHILADELPHIA 1:00
132. DALLAS AT SAN FRANCISCO 1:00
133. HOUSTON AT CINCINNATI 1:00
134. LA RAIDERS AT LOS ANGELES RAMS 1:00
135. MINNESOTA AT NEW ENGLAND 1:00
136. NEW YORK JETS AT GREEN BAY 3:00
137. SAN DIEGO AT KANSAS CITY 12:00
138. SEATTLE AT DENVER 2:00

SUNDAY NIGHT, NOVEMBER 13

139. TAMPA BAY AT DETROIT 8:00

MONDAY, NOVEMBER 14

140. BUFFALO AT PITTSBURGH 9:00

SUNDAY, NOVEMBER 20 (TWELFTH WEEKEND)

(FOX-TV NATIONAL WEEKEND)

141. ATLANTA AT DENVER 2:00
142. CLEVELAND AT KANSAS CITY 12:00
143. DETROIT AT CHICAGO 12:00
144. GREEN BAY AT BUFFALO 1:00
145. INDIANAPOLIS AT CINCINNATI 1:00
146. MIAMI AT PITTSBURGH 1:00
147. NEW ORLEANS AT LOS ANGELES RAIDERS 1:00
148. NEW YORK JETS AT MINNESOTA 3:00
149. PHILADELPHIA AT ARIZONA 2:00
150. SAN DIEGO AT NEW ENGLAND 1:00
151. TAMPA BAY AT SEATTLE 1:00
152. WASHINGTON AT DALLAS 12:00

SUNDAY NIGHT, NOVEMBER 20

153. LOS ANGELES RAMS AT SAN FRANCISCO 5:00

MONDAY, NOVEMBER 21

154. NEW YORK GIANTS AT HOUSTON 8:00

THURSDAY, NOVEMBER 24 (THIRTEENTH WEEKEND)

155. BUFFALO AT DETROIT 12:30
156. GREEN BAY AT DALLAS 3:00

SUNDAY, NOVEMBER 27

(NBC-TV NATIONAL WEEKEND)

157. CHICAGO AT ARIZONA 2:00
158. CINCINNATI AT DENVER 2:00

1994 NFL Information



159. HOUSTON AT CLEVELAND	1:00
160. KANSAS CITY AT SEATTLE	1:00
161. LOS ANGELES RAMS AT SAN DIEGO	1:00
162. MIAMI AT NEW YORK JETS	1:00
163. NEW YORK GIANTS AT WASHINGTON	4:00
164. PHILADELPHIA AT ATLANTA	1:00
165. PITTSBURGH AT LOS ANGELES RAIDERS	1:00
166. TAMPA BAY AT MINNESOTA	12:00

SUNDAY NIGHT, NOVEMBER 27

167. NEW ENGLAND AT INDIANAPOLIS	8:00
--	------

MONDAY, NOVEMBER 28

168. SAN FRANCISCO AT NEW ORLEANS	8:00
---	------

THURSDAY, DECEMBER 1 (FOURTEENTH WEEKEND)

169. CHICAGO AT MINNESOTA	7:00
---------------------------------	------

SUNDAY, DECEMBER 4

(FOX-TV NATIONAL WEEKEND)

170. ARIZONA AT HOUSTON	3:00
171. ATLANTA AT SAN FRANCISCO	1:00
172. DALLAS AT PHILADELPHIA	1:00
173. DENVER AT KANSAS CITY	3:00
174. GREEN BAY AT DETROIT	1:00
175. INDIANAPOLIS AT SEATTLE	1:00
176. NEW ORLEANS AT LOS ANGELES RAMS	1:00
177. NEW YORK GIANTS AT CLEVELAND	4:00
178. NEW YORK JETS AT NEW ENGLAND	1:00
179. PITTSBURGH AT CINCINNATI	1:00
180. WASHINGTON AT TAMPA BAY	1:00

SUNDAY NIGHT, DECEMBER 4

181. BUFFALO AT MIAMI	8:00
-----------------------------	------

MONDAY, DECEMBER 5

182. LOS ANGELES RAIDERS AT SAN DIEGO	6:00
---	------

SATURDAY, DECEMBER 10 (FIFTEENTH WEEKEND)

183. CLEVELAND AT DALLAS	3:00
184. DETROIT AT NEW YORK JETS	12:30

SUNDAY, DECEMBER 11

(FOX-TV NATIONAL WEEKEND)

185. CHICAGO AT GREEN BAY	12:00
186. CINCINNATI AT NEW YORK GIANTS	1:00
187. DENVER AT LOS ANGELES RAIDERS	1:00
188. INDIANAPOLIS AT NEW ENGLAND	1:00
189. LOS ANGELES RAMS AT TAMPA BAY	1:00
190. MINNESOTA AT BUFFALO	1:00
191. PHILADELPHIA AT PITTSBURGH	1:00
192. SAN FRANCISCO AT SAN DIEGO	1:00
193. SEATTLE AT HOUSTON	3:00
194. WASHINGTON AT ARIZONA	2:00

SUNDAY NIGHT, DECEMBER 11

195. NEW ORLEANS AT ATLANTA	8:00
-----------------------------------	------

MONDAY, DECEMBER 12

196. KANSAS CITY AT MIAMI	9:00
---------------------------------	------

SATURDAY, DECEMBER 17 (SIXTEENTH WEEKEND)

197. DENVER AT SAN FRANCISCO	1:00
198. MINNESOTA AT DETROIT	12:30

SUNDAY, DECEMBER 18

(NBC-TV NATIONAL WEEKEND)

199. ATLANTA VS. GREEN BAY AT MILW.	12:00
200. CINCINNATI AT ARIZONA	2:00
201. CLEVELAND AT PITTSBURGH	1:00
202. HOUSTON AT KANSAS CITY	3:00
203. LOS ANGELES RAMS AT CHICAGO	12:00
204. MIAMI AT INDIANAPOLIS	1:00
205. NEW ENGLAND AT BUFFALO	1:00
206. NEW YORK GIANTS AT PHILADELPHIA	4:00
207. SAN DIEGO AT NEW YORK JETS	1:00
208. TAMPA BAY AT WASHINGTON	1:00

SUNDAY NIGHT, DECEMBER 18

209. LOS ANGELES RAIDERS AT SEATTLE	5:00
---	------

MONDAY, DECEMBER 19

210. DALLAS AT NEW ORLEANS	8:00
----------------------------------	------

SATURDAY, DECEMBER 24 (SEVENTEENTH WEEKEND)

(NBC-TV NATIONAL WEEKEND)

211. ARIZONA AT ATLANTA	1:00
212. BUFFALO AT INDIANAPOLIS	1:00
213. DALLAS AT NEW YORK GIANTS	1:00
214. GREEN BAY AT TAMPA BAY	1:00
215. KANSAS CITY AT LOS ANGELES RAIDERS	1:00
216. NEW ENGLAND AT CHICAGO	12:00
217. NEW ORLEANS AT DENVER	2:00
218. NEW YORK JETS AT HOUSTON	3:00
219. PHILADELPHIA AT CINCINNATI	1:00
220. PITTSBURGH AT SAN DIEGO	1:00
221. SEATTLE AT CLEVELAND	1:00
222. WASHINGTON AT LOS ANGELES RAMS	1:00

SUNDAY NIGHT, DECEMBER 25

223. DETROIT AT MIAMI	8:00
-----------------------------	------

MONDAY, DECEMBER 26

224. SAN FRANCISCO AT MINNESOTA	8:00
---------------------------------------	------

POSTSEASON

Saturday, December 31
 Sunday, January 1
 Saturday, January 7
 Sunday, January 8
 Sunday, January 15
 Sunday, January 29
 Sunday, February 5

AFC and NFC Wild Card Playoffs (ABC)
 AFC and NFC Wild Card Playoffs (NBC and FOX)
 AFC and NFC Divisional Playoffs (NBC and FOX)
 AFC and NFC Divisional Playoffs (NBC and FOX)
 AFC and NFC Championship Games (NBC and FOX)
 Super Bowl XXIX at Joe Robbie Stadium, Miami, FL (ABC)
 AFC-NFC Pro Bowl at Honolulu, HI (ABC)



1994 NATIONAL TELEVISION GAMES

(All times local; Sunday/Thursday on TNT and ESPN, Monday on ABC; also on CBS radio)

Sunday, September 4	San Diego at Denver (TNT)	6:00
Monday, September 5	Los Angeles Raiders at San Francisco (ABC)	6:00
Sunday, September 11	New York Giants at Arizona (TNT)	5:00
Monday, September 12	Chicago at Philadelphia (ABC)	9:00
Sunday, September 18	Kansas City at Atlanta (TNT)	8:00
Monday, September 19	Detroit at Dallas (ABC)	8:00
Sunday, September 25	Chicago at New York Jets (TNT)	8:00
Monday, September 26	Denver at Buffalo (ABC)	9:00
Sunday, October 2	Miami at Cincinnati (TNT)	8:00
Monday, October 3	Houston at Pittsburgh (ABC)	9:00
Sunday, October 9	Washington at Philadelphia (TNT)	8:00
Monday, October 10	Minnesota at New York Giants (ABC)	9:00
Thursday, October 13	Cleveland at Houston (TNT)	7:00
Monday, October 17	Kansas City at Denver (ABC)	7:00
Thursday, October 20	Green Bay at Minnesota (TNT)	7:00
Monday, October 24	Houston at Philadelphia (ABC)	9:00
Sunday, October 30	Pittsburgh at Arizona (TNT)	6:00
Monday, October 31	Green Bay at Chicago (ABC)	8:00
Sunday, November 6	Los Angeles Raiders at Kansas City (ESPN)	7:00
Monday, November 7	New York Giants at Dallas (ABC)	8:00
Sunday, November 13	Tampa Bay at Detroit (ESPN)	8:00
Monday, November 14	Buffalo at Pittsburgh (ABC)	9:00
Sunday, November 20	Los Angeles Rams at San Francisco (ESPN)	5:00
Monday, November 21	New York Giants at Houston (ABC)	8:00
Sunday, November 27	New England at Indianapolis (ESPN)	8:00
Monday, November 28	San Francisco at New Orleans (ABC)	8:00
Thursday, December 1	Chicago at Minnesota (ESPN)	7:00
Sunday, December 4	Buffalo at Miami (ESPN)	8:00
Monday, December 5	Los Angeles Raiders at San Diego (ABC)	6:00
Sunday, December 11	New Orleans at Atlanta (ESPN)	8:00
Monday, December 12	Kansas City at Miami (ABC)	9:00
Sunday, December 18	Los Angeles Raiders at Seattle (ESPN)	5:00
Monday, December 19	Dallas at New Orleans (ABC)	8:00
Sunday, December 25	Detroit at Miami (ESPN)	8:00
Monday, December 26	San Francisco at Minnesota (ABC)	8:00

1994 RULES CHANGES

At its annual meeting, the NFL took significant measures to strengthen offensive football for 1994. After in-depth study by special meetings of head coaches and the Competition Committee, member clubs adopted several new playing rules. In addition, longstanding policies affecting offensive production were re-emphasized and refined.

- * **Chucking Rules.** The policy which governs chucking and other contact by defensive players with offensive receivers will be strictly enforced. Evidence showed that receivers were being unfairly restricted both within the five-yard chucking zone and farther downfield.
- * **Roughing-the-Passer Rules.** Like the chucking rules, roughing the passer has been re-defined and will be strictly enforced. Officials will emphasize fouls when defensive players unnecessarily punish a passer (e.g., stuffing him into the ground or driving him down after he has thrown the ball). Formerly the defender was given one step after the passer completed his throwing motion (often with the arm far forward or at his waist). That will be changed to after the pass is released.
- * **Coach-to-Quarterback Radio.** Coaching staffs will send in offensive plays to the quarterback by a radio equipped with a scrambling device. These benefits will result for the offensive team: 1) uniformly easy-to-understand signals, 2) signals secure from eavesdropping or other observation, 3) ease of communication when the ball is at an extreme end of the field, 4) better time management between plays, 5) better understanding by quarterback in noisy environments.
- * **Deeper Alignment for Offensive Lineman.** Offensive linemen now may line up deeper off the ball, provided their helmets pass through an imaginary plane at the center's beltline (formerly the numeral on his jersey). This will promote better protection against pass rushers and allow linemen to easily see the snap of the ball (particularly helpful when crowd noise is high).
- * **Restrictions on Defensive Players.** If a defensive player enters the neutral zone and causes the offense to move, a foul will be called on the defense (formerly an offensive foul and only a warning to defense).
- * **Kickoff from 30.** The kickoff spot will be moved back to the 30-yard line, and a tee no higher than one inch may be used. Although this should produce more kickoff returns, often a highly exciting play, the main benefit will be better field position for the offense.
- * **Two-Point Conversion.** After a touchdown the ball will be placed on the two-yard line and offensive teams will have the choice of kicking for one point, or running or passing for two. The possibility of an "eight-point touchdown" will help teams behind to catch up.
- * **Spot of Missed Field Goals.** Missed field goals attempted from beyond the 20-yard line will be brought back to the spot of the kick (formerly the line of scrimmage). It is expected that this approximately seven-yard difference will affect coaching strategy and keep the emphasis on first downs and touchdowns.



1994 NFL IMPORTANT DATES

July 30	Hall of Fame Game, Canton, Ohio: Atlanta vs. San Diego.
July 31	American Bowl, Barcelona, Spain: Denver vs. Los Angeles Raiders.
August 5	If a drafted rookie has not signed with his club by this date, he may not be traded to any other club in 1994.
August 6	American Bowl, Tokyo, Japan: Kansas City vs. Minnesota.
August 13	American Bowl, Berlin, Germany: New York Giants vs. San Diego.
August 15	American Bowl, Mexico City, Mexico: Dallas vs. Houston.
August 23	Roster cutdown to maximum of 60 players on Active List by 4 P.M., Eastern Daylight Time.
August 28	Roster cutdown to maximum of 53 players on Active/Inactive List by 4 P.M., Eastern Daylight Time. Clubs may dress minimum of 42 and maximum of 45 players and third quarterback for each regular season and postseason game.
August 29	After 4 P.M., Eastern Daylight Time, clubs may establish a Practice Squad of five players by signing free agents who do not have a season of free-agency credit, unless that season was achieved by spending an entire regular season on Reserve/Injured or Reserve/Physically Unable to Perform.
September 2	All clubs are required to identify their 49-player Active List by 7:00 P.M., Eastern Daylight Time, on this Friday and thereafter on each Friday before a regular-season Sunday game. No later than one hour and 15 minutes prior to kickoff, clubs must identify their 45-player Active List and third quarterback, if any.
September 4-5	Regular season opens.
September 20	Priority on multiple waiver claims is now based on the current season's standing.
September 28-29	Special League meeting on realignment and player-stocking for expansion teams, Dallas, Texas.
October 11	All trading ends at 4 P.M., Eastern Daylight Time.
October 12	Players with at least four previous pension credits are subject to the waiver system for the remainder of the regular season and postseason.
November 1-2	NFL Fall Meeting, Chicago, Illinois.
November 8	Deadline for clubs to sign by 4 P.M., Eastern Time, their Unrestricted Free Agents to whom June 1 tender was made. If still unsigned after this date, such players are prohibited from playing in NFL in 1994.
November 8	Deadline for clubs to sign by 4 P.M., Eastern Time, their Restricted Free Agents to whom June 1 tender was made. If such players remain unsigned, they are prohibited from playing in NFL in 1994.
November 8	Deadline for clubs to sign Drafted players by 4 P.M., Eastern Time. If such players remain unsigned, they are prohibited from playing in NFL in 1994.
November 26	Deadline for reinstatement of players in Reserve List categories of Retired and Did Not Report.
December 23	Deadline for waiver requests in 1994, except for "special waiver requests" by teams participating in playoffs.
December 27	Clubs may begin signing free-agent players for the 1995 season.
December 31	Wild Card Playoff Games.
January 1	Wild Card Playoff Games.
January 7-8	Divisional Playoff Games.
January 15	AFC and NFC Championship Games.
January 29	Super Bowl XXIX at Joe Robbie Stadium, Miami, Florida.
February 5	AFC-NFC Pro Bowl, Honolulu, Hawaii.
February 9-13	Combine Timing and Testing, Hoosier Dome, Indianapolis, Indiana.



GTE Mobilnet

More than Cellular Phones,
Cellular Service.™

**We Cover The 49ers, And Anyone Else Who's
Not Content To Just Sit On The Sidelines.**

GTE Mobilnet. Cellular Sponsor Of The 49ers. 1-800-551-4GTE.



SIMPLY FOR
SPORTS



OFFICIAL FOOTWEAR OF THE NFL
AUTHENTIC PRO LINE APPAREL & HEADWEAR

JCPenney